

MIAMI BASKETBALL QUICK HITS

- 9** Miami has just **9** eligible scholarship student-athletes on the roster, led by seniors Davon Reed and Kamari Murphy, and junior Ja'Quan Newton.
- 4** The Hurricanes have **4** new players wearing Miami uniforms this season, all of whom are true freshmen.
- 14** Among active coaches, Coach L is the **14th**-winningest coach in the country with 600 victories, and ranks No. 47 on the list of all-time winningest coaches.
- 1.7** Miami's facilities are undergoing **\$1.7** million in renovations with graphics and new features in the office areas and locker rooms of the Watsco Center.
- 15** This season Jim Larrañaga and associate head coach Chris Caputo are in their **15th** season on the sidelines together, dating back to their time at George Mason.

2016-17 SCHEDULE

Nov. 2	Barry (Ex.)	ACCN E	W, 73-62
Nov. 11	Western Carolina	ACCN E	W, 92-43
Nov. 16	at North Florida	ESPN3	W, 94-56
Nov. 19	Penn	ACCN E	W, 74-62
AdvoCare Invitational, HP Field House, Orlando, Fla.			
Nov. 24	Stanford	ESPN2	W, 67-53
Nov. 25	#21/22 Iowa State	ESPN2	L, 56-73
Nov. 27	Florida	ESPN2	L, 56-65
ACC/Big Ten Challenge			
Nov. 30	Rutgers	ESPNU	W, 73-61
HoopHall Miami Invitational, AAA, Miami			
Dec. 3	Wofford	ESPN3	W, 74-57
Dec. 6	South Carolina State	ACCN E	W, 82-46
Dec. 16	Florida Atlantic	ACCN E	W, 76-56
Dec. 22	George Washington	ACCN E	W, 72-64
Dec. 28	Columbia	ACCN E	W, 78-67
Atlantic Coast Conference Schedule			
Dec. 31	NC State	RSN	W, 81-63
Jan. 4	at Syracuse	RSN	L, 55-70
Jan. 12	#20 Notre Dame	ESPN	L, 67-62
Jan. 14	at Pittsburgh	RSN	W, 72-46
Jan. 18	at Wake Forest	ACCN	L, 79-96
Jan. 21	at #18 Duke	ESPN	L, 58-70
Jan. 25	Boston College	RSN	W, 78-77
Jan. 28	#9/6 North Carolina	CBS	1 p.m.
Feb. 1	#6/8 Florida State	ACCN	8 p.m.
Feb. 4	at NC State	ACCN	3 p.m.
Feb. 8	RV/- Virginia Tech	RSN	9 p.m.
Feb. 11	at #13/14 Louisville	ESPN/2	TBA
Feb. 15	Georgia Tech	ACCN	8 p.m.
Feb. 18	Clemson	RSN	12 p.m.
Feb. 20	at #12/13 Virginia	ESPN	7 p.m.
Feb. 25	#17 Duke	CBS	4 p.m.
Feb. 27	at RV/- Virginia Tech	ESPN2	9 p.m.
March 4	at #6/8 Florida State	ACCN	4 p.m.
March 7-11 ACC Tournament, Brooklyn, N.Y.			

MIAMI COMMUNICATIONS

Amy LaBrie, Associate Director of Communications
 O: (305) 284-3241 | C: (813) 410-1194
 LaBrie@miami.edu | @CanesHoops
 Kevin Ivany, Communications Assistant

GAME 20



-/RV MIAMI HURRICANES (13-6, 3-4 ACC)

Head Coach: Jim Larrañaga
Record at Miami: 131-63, sixth season
Career Record: 601-397, 33rd season

2013 & 2016 ACC Coach of the Year
ACC Record at Miami: 57-38
Alma Mater: Providence, 1971



#9/6 NORTH CAROLINA TAR HEELS (19-3, 7-1 ACC)

Head Coach: Roy Williams
Record at UNC: 384-111, 14th season

Alma Mater: UNC, 1972
Career Record: 802-212, 29th season

SETTING THE SCENE

DATE	Saturday, Jan. 28, 2017			
TIME	1 p.m.			
LOCATION	Watsco Center Coral Gables, Fla.			
BROADCASTS	TV: CBS - Ian Eagle, Bill Raftery Radio: 560 WQAM - Joe Zagacki 1040 Actualidad - Pepe "Chamby" Campos, Jose Martinez & Daniel Ramirez Compass Media Network - Kevin Ray, Rick Mahorn Sirius 108, XM 194, Internet 956			
SERIES	All-time: 6-20 Home: 2-8 Under Coach Larrañaga: 4-4 Current streak: UNC won 2. Last matchup: Feb. 20, 2016. No. 11/10 Miami lost at No. 5/4 UNC, 96-71. Last Miami win: Jan. 8, 2014. 63-57.	Since rebirth in 1985-86: 6-18 Away: 3-10 Coach L all-time vs. North Carolina: 5-5		
POLLS	Miami AP: NR North Carolina AP: 9	USA Today: RV USA Today: 6	NCAA RPI: 82 NCAA RPI: 9	KenPom: 41 KenPom: 8
WEATHER	Coral Gables, Fla.: High 72 / Low 55 Chapel Hill, N.C.: High 48 / Low 31			

THE 2016-17 HURRICANES

Miami has nine scholarship players eligible for competition, led by a trio of captains in seniors Davon Reed and Kamari Murphy, along with junior Ja'Quan Newton. Sophomores Anthony Lawrence and Ebuka Izundu also returned for the Hurricanes. This season a group of four newcomers comprising Miami's top recruiting class in program history donned a UM jersey for the first time. The Canes' coaching staff reeled in four freshmen in McDonald's All-American Dewan Huell, Jordan Brand Classic All-American Bruce Brown, Australian standout Dejan "DJ" Vasiljevic and Rodney Miller from national powerhouse Oak Hill Academy (Va.). The four-man group was named one of the top 2016 classes in the country, with a No. 9 ranking from 247Sports, No. 10 from Scout, No. 13 from ESPN and No. 13 from Rivals.

CANES SIGN A TRIO OF TOP-100 PLAYERS

Jim Larrañaga has signed three ESPN Top 100 players for the 2017 class in McDonald's All-American and Jordan Brand Classic All-American guard Lonnie Walker (No. 18), guard Chris Lykes (46) and forward Deng Gak (92). New Zealander Sam Waardenburg also joins the class, and is practicing with the team this spring. This marks the second straight Miami recruiting class with at least two ESPN Top 100 players, following last year's signing of Bruce Brown (26) and Dewan Huell (28).

Walker is a 6-foot-5-inch shooting guard from Reading, Pa., with great ball handling skills and is Miami's highest-ranked recruit in program history. Lykes is a 5-foot-6-inch explosive do-it-all point guard from Bowie, Md., who plays at Gonzaga College (D.C.) High School. Gak is a 6-foot-11-inch forward playing his prep ball at Blair Academy in New Jersey.

HEAD COACH JIM LARRAÑAGA

Coach Jim Larrañaga has led the Hurricanes to a pair of NCAA Sweet 16 appearances and won the 2013 ACC regular season and ACC Tournament titles. He has been named the AP, Naismith, USBWA and Henry Iba National Coach of the Year, twice was both the ACC and USBWA District Coach of the Year (2013, 2016), and was the 2013 NABC District Coach of the Year. With Miami's win over Pittsburgh on Jan. 14, 2017, Coach L earned his 600th career victory.





2016-17 MIAMI HURRICANES

NAME	YR.	POS.	HT.	WT.	HOMETOWN PREVIOUS SCHOOL(S)
0 Ja'Quan Newton	Jr.	G	6-2	187	Philadelphia, Pa. / Neumann-Goretti HS Captain. Starting PG after being touted as Sixth Man of the Year a season ago. Scored 1,972 career points in high school.
2 Mike Robinson	So.	G	5-10	170	New Britain, Conn. / New Britain HS Team manager turned walk-on. Played basketball, football and was on track team in high school.
3 Anthony Lawrence, Jr.	So.	G/F	6-7	210	St. Petersburg, Fla. / Lakewood Senior HS PG in high school, small forward at Miami. Son of a high school coach. Nickname is Amp. Father and uncle played at Miami.
4 Dejan "DJ" Vasiljevic	Fr.	G	6-3	198	Melbourne, Australia / Australian Institute of Sport Goes by DJ. Combo guard. Experience with FIBA and Australian national team. Gained 50lbs on bench press since June.
5 Davon Reed	Sr.	G	6-6	220	Ewing, N.J. / Princeton Day School Three-year captain. Workman mentality. 2016 NABC Honors Court. All-ACC Academic Team.
11 Bruce Brown	Fr.	G	6-5	190	Boston, Mass. / Vermont Academy 2016 Jordan Brand Classic All-American. Boasts 6-9 wingspan. Multi-sport athlete in high school, also playing football.
14 Rodney Miller, Jr.	Fr.	C	7-0	258	Laurelton, N.Y. / Oak Hill Academy Ranked No. 15 center by ESPN and No. 17 by Scout. 7-1 wingspan. Ranked No. 90 overall by Scout and No. 96 by 247.com.
15 Ebuka Izundu	So.	C	6-10	231	Charlotte, N.C. / Victory Christian Center / Nigeria Born in Lagos, Nigeria, and moved to the United States in 2013. Lefty who has gained 30 pounds of muscle in two years.
20 Dewan Huell	Fr.	F	6-11	220	Miami, Fla. / Miami Norland HS 2016 McDonald's All-American. Ranked No. 21 by ESPN, No. 23 by Rivals and No. 25 by Scout.
21 Kamari Murphy	RSr.	F	6-8	220	Brooklyn, N.Y. / Oklahoma State / IMG / Lincoln HS Captain. Graduated in May 2016 with B.A. in sociology. Transfer from Oklahoma State. 43-inch three-step vertical jump.
35 Chris Stowell	Jr.	F	6-6	208	Exeter, N.H. / Tilton School / Exeter HS Walk-on with good athleticism. Speaks English, Spanish, some Italian, Russian, Chinese and Hebrew.
RS Sam Waardenburg	Fr.	F	6-9	205	Henderson, New Zealand / Rangitoto College HS Joined the team Dec. 29, with the expectation to begin competition in the fall of 2017.

LARRAÑAGA BY THE NUMBERS

5 - Coach Jim Larrañaga is one of five ACC coaches with a Final Four appearance to his credit. In 2006, Larrañaga became the first coach at a mid-major school to take his team to the NCAA Final Four in 27 years.

7 - In 33 years of coaching, Jim Larrañaga has a winning record in the NCAA Tournament, a 9-7 mark in seven appearances.

7 - Larrañaga is no stranger to the ACC. In his seven seasons as an assistant coach at Virginia, the Cavaliers participated in the NCAA Final Four in 1981 and 1984, won three ACC Championships and finished in the top five of the rankings.

16 - Larrañaga has made 16 postseason appearances in the past 27 years, including reaching seven NCAA Tournaments.

33 - Larrañaga is in his 33rd year as a head coach and has successfully transitioned three institutions into winning programs: Miami, Bowling Green and George Mason.

600 - Coach L is one of five ACC coaches with 600 or more wins.

COACH L TIES TO THE ACC

Coach Jim Larrañaga was an assistant coach at Virginia from 1979-1986, under the leadership of Terry Holland. In those seven seasons, Larrañaga helped the Cavaliers to five NCAA appearances: Final Four twice, Elite Eight once, Sweet 16 once and Round of 64 once, as well as two NIT appearances, including the Championship and Quarterfinal round.

LARRAÑAGA - WHY MIAMI?

Along with returning to the best basketball conference in the country, Coach L had a few personal reasons for accepting the head coaching job at Miami. Coach's grandfather was from Cuba, where he produced the Larrañaga [lare-en-YAH-ga] cigar. Coach's father was raised in Key West, Fla., before moving to The Bronx, N.Y., getting married and raising six children. Coach L was raised in The Bronx, but vacationed to Florida as a boy. He also owns a house in Sarasota, Fla., and three of his siblings have retired to Florida.

MIAMI VS. AP RANKED OPPONENTS

AP Only, Not USA TODAY

All-Time	Overall	Home	at Watsco Center	Away	Neutral	Overtime + 2OT	Single Overtime	Double Overtime	Since the Rebirth ('85-'86)	Overall	Home	Away	Neutral	Since joining ACC ('04-'05)	Overall	Home	Away	Neutral	Overtime + 2OT	Single Overtime	Double Overtime	Conference Games	OT + 2OT	2OT	ACC Tournament	NCAA Tournament	Reg. Season, Non-Conf.	Under Coach Larrañaga	Overall	Home	Away	Neutral	Conference Games	OT + 2OT	2OT	ACC Tournament	NCAA Tournament																																																																																																																																													
Overall	50-143	Home	14-24	Away	4-24	Overtime + 2OT	2-8	Single Overtime	2-4	Double Overtime	0-4	Since the Rebirth ('85-'86)														Overall	49-132	Home	31-47	Away	14-61	Neutral	4-24	Since the Arrival of Coach L 2011-12														All: 2-6	H: 1-2	A: 1-3	N: 0-1	2012-13														All: 3-3	H: 2-0	A: 1-1	N: 0-2	2013-14														All: 0-5	H: 0-3	A: 0-2	N: 0-0	2014-15														All: 3-6	H: 1-3	A: 2-2	N: 0-1	2015-16														All: 5-4	H: 3-0	A: 0-2	N: 2-2	2016-17														All: 0-3	H: 0-1	A: 0-1	N: 0-1	Vs. Ranked ACC Teams, Under Coach L (ACC games only)														Top 5	All: 3-6	H: 2-2	A: 1-4	Top 10	All: 4-8	H: 2-4	A: 2-4	Top 15	All: 6-13	H: 4-5	A: 2-9	Top 20	All: 7-16	H: 4-7	A: 3-10	Top 25	All: 8-19	H: 5-8	A: 3-11	OT: 1-2	10T: 1-1	20T: 0-1

PRONUNCIATIONS

Players		
0 Ja'Quan Newton	Juh-quan	
4 Dejan Vasiljevic	Day-on	
5 Davon Reed	Vass-EEL-uh-vitch	Dave-on
15 Ebuka Izundu	E-zoon-du	E-boo-kuh
20 Dewan Huell	Hue-ull	Duh-wan
21 Kamari Murphy	Kuh-mar-EE	
35 Chris Stowell	Stole	
Coaches		
Jim Larrañaga	lare-uh-nay-guh	
Chris Caputo	ca-poo-toe	

CLASS BREAKDOWN

Seniors (2)	Kamari Murphy	Davon Reed
Juniors (2)	Ja'Quan Newton	Chris Stowell#
Sophomores (3)	Ebuka Izundu	Anthony Lawrence Jr.,
	Mike Robinson#	
Freshmen (5)	Bruce Brown	Dewan Huell,
	Rodney Miller Jr.	Dejan "DJ" Vasiljevic
	Sam Waardenburg	
#Walk on		

BY LOCATION

Australia	DJ Vasiljevic
New Zealand	Sam Waardenburg
Nigeria	Ebuka Izundu
Connecticut	Mike Robinson
Florida	Dewan Huell
	Anthony Lawrence, Jr.
Massachusetts	Bruce Brown
New Hampshire	Chris Stowell
New Jersey	Davon Reed
New York	Kamari Murphy
	Rodney Miller
Pennsylvania	Ja'Quan Newton

PRESEASON POLL

October 2016	ACC STANDINGS	Jan. 23, 2017
1. Duke	Florida State	6-1
2. North Carolina	North Carolina	6-1
3. Virginia	Notre Dame	6-1
4. Louisville	Virginia	5-2
5. Syracuse	Louisville	4-3
6. NC State	Virginia Tech	4-3
7. Notre Dame	Duke	3-3
8. Florida State	Wake Forest	3-4
9. Miami	Georgia Tech	3-4
10. Virginia Tech	Syracuse	3-4
11. Clemson	Miami	2-4
12. Pitt	NC State	2-5
13. Wake Forest	Boston College	2-5
14. Georgia Tech	Pittsburgh	1-5
15. Boston College	Clemson	1-6



CANES IN THE POLLS IN 2016-17

	AP	USA TODAY	KenPom	RPI
Pre	RV (48)	RV (11)		
Nov. 14	RV (38)	RV (29)		
Nov. 21	RV (44)	RV (37)		
Nov. 28	NR	RV (4)	28	
Dec. 5	NR	NR	29	
Dec. 12	RV (6)	RV (13)	26	
Dec. 19	RV (5)	RV (13)	24	
Dec. 26	RV (8)	RV (13)	28	
Jan. 2	RV (16)	RV (19)	30	
Jan. 9	NR	RV (1)	36	71
Jan. 16	NR	RV (5)	68	31
Jan. 23	NR	RV (2)	40	81

DID YOU KNOW ...

Coach L became the first Miami coach to win 20+ games in his first two seasons at UM and only the third of 12 UM coaches to post at least three 20-win seasons.

Former Cane Rick Barry was named one of the Greatest Players in NBA History.

Miami native and former Cane standout James Jones won the 2010-2011 NBA All-Star Weekend 3-Point Contest and the NBA Championship in the 2011-2012 and 2012-13 seasons.

Six-time NBA All Star Amar'e Stoudemire enrolled at UM in 2013 and took classes to earn his bachelor's degree.

UM is in its 13th season in the ACC.

Coach L led the George Mason Patriots to the 2006 Final Four with big wins over some of basketball's elite teams such as Michigan State, North Carolina and UConn. He was the first coach to take a mid-major to a Final Four in 27 years (Penn '79) when his team advanced in 2006.

In 14 years at George Mason, Larrañaga led the Patriots to five NCAA Tournament appearances (2011, 2008, 2006, 2001, 1999), including the 2006 Final Four.

Miami basketball received APR (Academic Progress Rate) Public Recognition Awards for being among the top 10 percent in APR in its sport. Miami ranks in the top 10 percent of NCAA men's basketball with a 990 APR.

The Miami Department of Athletics recorded a Graduation Success Rate (GSR) of 89 percent. Miami's department-wide GSR is 16th overall among FBS programs. UM has exceeded the NCAA average GSR in each of the last 10 years.

The Canes have averaged 20.0 wins over the last 11 seasons.

The Hurricanes have made at least one trey in 957 of 965 games since the NCAA adopted the 3-point shot in 1986. The last time Miami was held without a 3-pointer was Feb. 26, 2014 at Virginia.

Miami has held 816 of its last 817 opponents to less than 100 points. North Carolina was the last team to score 100+, defeating UM, 105-64, on Jan. 31, 2007.



THE SERIES: MIAMI VS. NORTH CAROLINA

The Hurricanes have won four of the last six meetings with North Carolina.

On Feb. 9, 2013, Miami tied a program record by hitting 15 3-pointers in its 87-81 victory over UNC.

Jim Larrañaga and George Mason bested Roy Williams and UNC, 65-60, in the second round of the 2006 NCAA Tournament on GMU's way to the Final Four.

Jack McClinton set Miami's record for most points in ACC game when he scored 35 in 2009 against North Carolina.

Coach L is 4-4 against North Carolina since taking over at Miami.

Miami's first game in the Watsco Center was Jan. 4, 2003, a 64-61 overtime victory over the Tar Heels.

HOME COURT ADVANTAGE

Miami has won 22 of its last 23 games at the Watsco Center, with an 9-1 mark this season, added to 13 straight victories in the 2015-16 campaign. In six seasons under Coach L, Miami is 72-21 overall at home, 40-7 in non-conference play at home and 33-14 in ACC action at home. In both 2012-13 and 2015-16, the Canes had just one loss overall at the Watsco Center.

Year	Overall	N-C	ACC	Year	All	N-C	ACC
2016-17	9-1	7-0	2-1	2013-14	8-8	5-2	3-6
2015-16	15-1	6-1	9-0	2012-13	14-1	6-0	8-1
2014-15	12-6	7-2	5-4	2011-12	14-4	8-2	6-2
Totals	72-21	40-7	33-14				

CANES RETURN TO THE WATSCO CENTER FOR A TRIO OF ACC GAMES

After three consecutive games on the road, Miami returned to the Watsco Center and will host three games in eight days in Boston College (Jan. 25), No. 9/6 North Carolina (Jan. 28) and No. 6/8 Florida State (Feb. 1).

Among the schools with three straight ACC games on the road this year, Miami's past stretch - at Pittsburgh (Jan. 14), at Wake Forest (Jan. 18) and at No. 18 Duke (Jan. 21) - takes the title for most mileage to those three consecutive contests.

Miami - at Pitt, at Wake Forest, at Duke - 4,982 miles
 Notre Dame - at Miami, at Virginia Tech, at Florida State - 3,963 miles
 Florida State - at Georgia Tech, at Syracuse, at Miami - 2,885 miles
 Pitt - at North Carolina, at Duke, at Boston College - 2,358 miles
 Georgia Tech - at NC State, at Virginia Tech, at Virginia - 1,678 miles
Research courtesy of ND-SID

DAVON REED STEPS UP IN ACC PLAY

Senior guard Davon Reed has improved his offensive stats tremendously from the non-conference to ACC action. In six ACC outings, he has scored 18+ points five times, after doing so just three times in 12 non-conference outings. He is hitting 3.2 shots from long distance per game in ACC play after just 2.3 per game in non-league games.

	PPG	3FGM/g	APG	MPG	17+pts	3+asts
ACC (7)	17.9	3.0	3.1	37.1	6	5
Non-Conf. (12)	14.2	2.3	1.9	33.1	5	4

BROWN - ACC ALL-FRESHMAN TEAM CANDIDATE

(as of Jan. 25)	PPG	RPG	SPG	APG	D-RPG	A/TO
Actual	11.2	6.9	1.6	3.2	5.1	1.8
NCAA Freshmen	-	2	13	-	6	22
ACC Freshmen	6	2	2	3	2	2
NCAA (Guards)	-	24	113	-	32	T-183
ACC (Guards)	4	1	5	-	1	13
NCAA (All)	-	T-207	125	-	T-167	T-194
ACC (All)	-	T-15	5	-	13	15

Freshman Bruce Brown is highly ranked among freshmen in the nation, as well as among guards and all players in the ACC and in NCAA stats. Among rookies around the country, he is second in rebounds, sixth in defensive rebounds and 13th in steals per game. Among ACC freshmen, he is second in rebounds, and steals, third in assists and sixth in points per game.

WINNINGEST ACTIVE COACHES AT MAJOR SCHOOLS

*Totals listed are prior to the 2016-17 season

List compiled from "wins vs. major schools" on sports-reference.com

Rank	Coach	Wins*
1.	Mike Krzyzewski, Duke	1,043
2.	Jim Boeheim, Syracuse	884
3.	Roy Williams, North Carolina	783
4.	Rick Pitino, Louisville	743
5.	Bob Huggins, West Virginia	719
6.	Cliff Ellis, Coastal Carolina	715
7.	John Calipari, Kentucky	662
8.	Rick Barnes, Tennessee	619
9.	Bill Self, Kansas	592
10.	Dana Altman, Oregon	564
11.	Jim Larrañaga, Miami	560
12.	Tubby Smith, Memphis	557
13.	Steve Fisher, San Diego State	552
14.	Fran Dunphy, Temple	524
15.	Tom Izzo, Michigan State	524

IN COACH JIM LARRAÑAGA'S FIRST FIVE SEASONS IN THE ACC

(Includes only seasons coaching at ACC schools during years as ACC member)

Among the 29 all-time ACC coaches with 100+ overall wins and 50+ ACC wins, in just five years in the league, Coach L is ...

- No. 8 all-time in winning percentage in ACC Tournament games (.636)
- No. 9 all-time in winning percentage in ACC games only (.614)
- No. 25 all-time in ACC wins (54)
- No. 27 all-time in overall wins (118)
- one of 18 coaches to win multiple ACC Coach of the Year honors

Among the 29 all-time ACC coaches with 100+ overall and 50+ ACC victories, in their first five years in the ACC, Coach L is ...

- No. 2 in overall victories (118)
- No. 3 in ACC victories (54)
- tied for No. 4 in ACC Tournament victories (7)
- No. 5 in ACC Tournament winning percentage (.636)
- tied for No. 7 in ACC winning percentage (.614)
- No. 9 overall winning percentage (.674)

Coach L is one of five coaches who ...

- posted at least four 20-win seasons
- won at least seven ACC Tournament games

Coach L is one of seven coaches who ...

- won two-or-more ACC Coach of the Year honors

Coach L is one of eight coaches who had ...

- an overall winning season each year
- at least four ACC winning seasons

Among the seven current ACC coaches with five-plus years of experience, in their first five seasons in the league, Coach L is ...

- the only coach to win two ACC Coach of the Year honors
- No. 2 in overall wins (118), overall winning percentage (.674), ACC victories (54), winning percentage in ACC games only (.614)
- tied for No. 2 in ACC Championships (1)
- No. 3 in wins in the ACC Tournament (7)

Coach L is one of two coaches who had ...

- an overall winning season each year
- at least four ACC winning seasons

Coach L is one of three coaches who ...

- had at least four NCAA Tournament victories
- won an ACC Championship
- posted at least four 20-win seasons
- won at least seven ACC Tournament games



UM COMMUNICATIONS

MBB Contact Amy (Woodruff) LaBrie
Associate Director of Communications
Work/Cell (305) 284-3241 / (813) 410-1194
E-mail LaBrie@miami.edu
Communications Assistant Kevin Ivany
Website www.HurricaneSports.com

2016-17 UM QUICK FACTS

Location Coral Gables, Fla.
Stadium Watsco Center (7,972)
Press Row 305-284-2111
Enrollment 16,188
Founded 1925
Colors Orange, Green, White
Nickname Hurricanes
Mascot Sebastian the Ibis
Conference Atlantic Coast
President Dr. Julio Frenk
Director of Athletics Blake James
Address 5821 San Amaro Drive
Coral Gables, FL 33146
Ticket Office Phone 1-800-GoCanes
Website HurricaneSports.com

2015-16 in Review

Overall Record 27-8
Home/Away/Neutral 15-1 / 6-5 / 6-2
ACC Record / Finish 13-5 / t-2nd
Letterwinners Returning / Lost 5 / 5
Starters Returning / Lost 2 / 3
Newcomers 5

Head Coach Jim Larrañaga
Alma Mater Providence, 1971
Record at UM 131-63 / 6th season
Overall Record 601-397 / 33rd season
ACC Record 57-38 (6th)
Assistants
Chris Caputo Westfield (Mass.) State, '02
Jamal Brunt Randolph-Macon, '03
Adam Fisher Penn State, '06, '09

HISTORY

First Season of Basketball 1926
Overall All-Time Record 1,003-733
Year UM Joined ACC 2004-05
All-Time ACC Record 99-107 (13)
NCAA Appearances Eight (8-8)
1960, 1998, 1999, 2000, 2002, 2008, 2013, 2016
Last NCAA Appearance Sweet 16, 2016
vs. Villanova
NIT Appearances 12 (11-12)
1961, 1963, 1964, 1995, 1997,
2001, 2005, 2006, 2009, 2011, 2015
Last NIT Appearance Championship Game
L, 66-64 (ot), vs. Stanford, 2015
ACC Regular Season Champs 1 / 2013
ACC Tournament Championship 1 / 2013

COMMUNICATIONS POLICIES

All interview requests for coaches or athletics department staff members must be approved and cleared by Amy LaBrie in the UM Communications office. Credential requests are taken via e-mail to LaBrie (LaBrie@miami.edu). Any misuse of credentials will result in removal from the Watsco Center and the permanent voiding of the credential. The UM locker room is closed at all times. For home games, Coach L and at least one Hurricane player will report to the media room for interviews following the opposing team's press conference.

RANKED OPPONENTS AHEAD FOR MIAMI

Eight of Miami's final 11 games will be played against teams currently listed in national polls. The Canes, who are receiving votes (2) in the USA TODAY Coaches Poll as of Jan. 23, host a pair of top-10 teams in No. 9/6 North Carolina and No. 6/8 Florida State in the next week, then host RV Virginia Tech (Feb. 8) and No. 17 Duke (Feb. 25) later this season. UM faces four ranked teams on their respective home courts: No. 13/14 Louisville (Feb. 11), No. 12/13 Virginia (Feb. 20), RV Virginia Tech (Feb. 27) and No. 6/8 Florida State (March 4).

BROWN FINDING HIS TOUCH FROM DOWNTOWN

Freshman Bruce Brown is knocking down 3-pointers at a 56.0 percent clip in the past nine games, after hitting only 20.8 percent of his threes in the first 10 games. Since the game against GW, Brown has drained 14-of-25 from long range and improved to 12.0 points per game in those nine outings. Prior to GW, Brown was 5-of-24 from long range, and averaging 10.4 ppg.

CANES IN NATIONAL STATS

Miami is ranked in the top 100 in 13 NCAA statistical categories, through games as of Jan. 25. The Canes are 11th in scoring defense (61.9), eighth in fewest fouls, and No. 25 in field goal percentage defense (39.5%). UM is also No. 23 in rebound margin (7.1) and No. 39 in 3-point field goal defense (31.2). A complete list of national stats is on page seven of the notes.

BECKNER NAMED ACC BASKETBALL LEGEND

Miami forward Wayne Beckner (1962-65) joins 14 former standout players and an inspirational national championship coach in this year's class of ACC Basketball Legends presented by New York Life.

Beckner served as the Hurricanes' team captain for both the 1963-64 and 1964-65 seasons. The 6-foot-5-inch Flora, Ind., native finished his collegiate career with 960 points, 386 field goals made and 538 rebounds. Beckner was a career 83 percent free-throw shooter, and his Miami tenure included a game in which he connected on 18 field goal attempts (versus Tampa in 1965) and another in which he pulled down 24 rebounds (versus Rollins in 1963). Beckner averaged 18.3 points per game and 8.2 rebounds per game for the 1964-65 season, helping to lead the Hurricanes to a 22-4 record. Miami earned postseason appearances in the NIT in both Beckner's sophomore and junior seasons.

SELLING OUT THE WATSCO CENTER

In just his fifth season in Coral Gables, Jim Larrañaga and Miami SOLD OUT the season ticket allotment for all home games last year at the Watsco Center. It was the first time in Miami athletics history a team sold out their season. And now, the arena is sold out in back-to-back seasons.

For two straight years, fans have bought over 5,500 season tickets, more than doubling the total number of season tickets sold in Larrañaga's first season in Coral Gables. When Coach L began his reign in Miami, fans bought 2,251 season tickets for the 2011-12 campaign. After a record-breaking season on the court in 2012-13, season tickets peaked at 3,674 for 2013-14, prior to this year's 5,750 mark.

Season Tickets per Year

2016-17: 5,750 2015-16: 5,500 2014-15: 3,427
2013-14: 3,674 2012-13: 2,372 2011-12: 2,251

QUICK HITS - TEAM

Miami has made six-or-more shots from three in every ACC game, after doing so in only eight of 12 non-conference outings.

For the season, the Canes have shot better than 45 percent in 12 games, and three times in ACC play.

UM's defense has held opponents to shoot less than 30 percent from downtown in nine games and has forced double-digit turnovers in 15 outings.

Miami has outrebounded all but four of its opponents - Stanford (-4), GWU (-1), Syracuse (-4) and Wake Forest (-2).

Eleven of Miami's 13 victories are by a double-digit margin. The only single-digit margin games were +1 vs. Boston College and +8 vs. GW.

UM SINCE JOINING THE ACC IN 2004-05

Season	Overall	ACC W-L	ACC Rank/Seed	ACCT	Post Season
2004-05	16-13	7-9	t6 / 6	0-1	NIT 0-1
2005-06	18-16	7-9	t7 / 8	1-1	NIT 2-1
2006-07	12-20	4-12	12 / 12	1-1	
2007-08	23-11	8-8	t5 / 5	1-1	NCAA 1-1
2008-09	19-13	7-9	t7 / 9	0-1	NIT 1-1
2009-10	20-13	4-12	12 / 12	2-1	
2010-11	21-15	6-10	9 / 9	1-1	NIT 2-1
2011-12	20-13	9-7	t4 / 6	1-1	NIT 1-1
2012-13	29-7	15-3	1 / 1	3-0	NCAA 2-1
2013-14	17-16	7-11	10 / 10	1-1	
2014-15	25-13	10-8	6 / 6	1-1	NIT 4-1
2015-16	27-8	13-5	2 / 3	1-1	NCAA 2-1
2016-17	13-6	3-4			

MIAMI PICKED NINTH IN ACC PRESEASON POLL

Miami was predicted to finish ninth out of 15 teams in the Atlantic Coast Conference this season, as announced by the league at the 55th annual Operation Basketball. Duke was picked to win the ACC, followed by North Carolina, Virginia and Louisville.

Miami's all-time preseason poll breakdowns and finishes are as follows:
2015-16 - 5th - t-2nd 2009-10 - 10th - 12th
2014-15 - 10th - t-6th 2008-09 - 4th - t-7th
2013-14 - 12th - 10th 2007-08 - 12th - t-5th
2012-13 - 5th - 1st 2006-07 - 11th - 12th
2011-12 - 5th - t-4th 2005-06 - 7th - t-7th
2010-11 - 8th - 9th 2004-05 - 11th - t-6th

EXCEEDING EXPECTATIONS

In the past five years, Coach Jim Larrañaga's Canes have exceeded preseason expectations every campaign. Larrañaga is the only coach in the ACC to finish above the preseason poll predictions every season, and has the largest margin of surpassing those expectations.

TOTAL	2015-16	14-15	13-14	12-13	AVG
Miami	2	4	2	4	3.0
Clemson	4	2	8	-3	2.75
Virginia	0	3	3	3	2.25
Virginia Tech	7	0	0	-2	1.25
Louisville	3	-1	N/A	N/A	0.5
Georgia Tech	1	-1	0	0	0.0
Wake Forest	-3	0	1	1	-0.25
Boston College	0	1	-6	4	-0.25
Syracuse	0	-3	0	N/A	-0.75
Pittsburgh	0	-5	1	N/A	-1.00
North Carolina	0	-3	-1	0	-1.00
NC State	-5	2	3	-4	-1.00
Duke	-2	-1	-2	0	-1.25
Notre Dame	-2	4	-8	N/A	-1.5
Florida State	-5	-2	0	-2	-2.25

Key: A fifth-place prediction and second-place finish = +3

PRO CANES

James Jones	Cleveland Cavaliers
Sheldon McClellan	Washington Wizards
Jimmy Graham	Seattle Seahawks
Erik Swoope	Indianapolis Colts
Trey McKinney Jones	Fort Wayne Mad Ants (D-League)
Garriss Adams	Le Havre (France)
Rion Brown	Kataja Basket (Finland)
Ivan Cruz Uceda	Cafes Candelas Breogan Lugo (Spain)
Guillermo Diaz	San Lorenzo de Almagra (Argentina)
Julian Gamble	Telekom Baskets Bonn (Germany)
Malcolm Grant	KK Tajfun Sentjur (Slovenia)
Tonye Jekiri	Bandirma Kirmizi (Turkey)
Reggie Johnson	Mono Vampire Bangkok (Thailand)
DeQuan Jones	Lille Metropole Basket (France)
Kenny Kadji	Trabzonspor Medical Park Basketbol (Turkey)
Donnavan Kirk	Fukuoka Rizing (Japan)
Shane Larkin	Saski Baskonia Vitoria (Spain)
Angel Rodriguez	Cholet (France)
Durand Scott	Enel Basket Brindisi (Italy)



CANES VS. NORTH CAROLINA			TOTAL					3-PTS			FREE THROWS			REBOUNDS										
Opponent	Date	GP-S	Min	FG	FGA	Pct	3FG	FGA	Pct	FT	FTA	Pct	Off	Def	Tot	Avg	PF	FO	A	TO	Blk	Stl	Pts	Avg
Izundu	2-20-16	1-0	14	1	1	1.000	0	0	.000	4	6	.667	2	0	2	2.0	4	0	1	2	1	1	6	6.0
Lawrence	2-20-16	1-0	23	4	5	.800	2	3	.667	1	2	.500	3	1	4	4.0	0	0	2	0	1	0	11	11.0
Murphy	2-20-16	1-1	21	1	6	.167	0	1	.000	0	2	.000	1	4	5	5.0	0	0	1	0	0	0	2	2.0
Newton	2-28-15	1-0	21	5	7	.714	0	1	.000	0	0	.000	0	1	1	1.0	3	0	4	3	0	1	10	
	2-20-16	1-0	23	1	8	.125	0	1	.000	1	2	.500	1	0	1	1.0	3	0	1	3	0	0	3	
TOTAL		2-0	44	6	15	.400	0	2	.000	1	2	.500	1	1	2	1.0	6	0	5	6	0	1	13	6.5
Reed	1-8-14	1-1	10	0	3	.000	0	1	.000	0	0	.000	0	2	2	2.0	0	0	2	0	0	0	0	
	2-28-15	1-1	26	1	8	.125	0	4	.000	0	1	.000	0	3	3	3.0	2	0	2	1	0	0	2	
	2-20-16	1-1	24	2	7	.286	0	3	.000	0	0	.000	1	1	2	2.0	1	0	1	0	0	0	4	
TOTAL		3-3	60	3	18	.167	0	8	.000	0	1	.000	1	6	7	2.3	3	0	3	3	0	0	6	2.0

R33D FROM LONG RANGE

Senior guard Davon Reed has knocked down 35 shots from long range in the past 11 games. He hit five against Duke and FAU, four at Pitt, three against SC State, George Washington, Columbia, NC State and Wake Forest, and a pair at Syracuse and vs. Notre Dame and Boston College. For the year, he is 48-119 (40.3%) from downtown, hitting multiple 3-pointers in 15 outings, including three-or-more nine times.

Reed has hit at least one three in every game this season. In 2011-12, Malcolm Grant tied Jack McClinton's school record (set in 2008-09) of 35 straight games hitting a 3-point shot.

UMSHoF TO HONOR BASKETBALL MEMBERS AT HALFTIME

At haltime of the Miami-UNC game, the University of Miami Sports Hall of Fame will honor its basketball members. UMSHoF members expected to attend are: Wayne Beckner, Octavia Blue, Eric Brown, Julius (Julie) Cohen, Kym Hope, Tamara James, Vicki Plowden, Francis Savage, Coach Fern Labati, 2017 Inductee Steve Edwards, 2017 Inductee Coach Katie Meier.

MIAMI'S INDIVIDUAL STAT RANKINGS IN ACC GAMES

Through games as of Jan. 25, four Hurricanes are ranked in ACC stats (conference games only), including Bruce Brown, Kamari Murphy, Ja'Quan Newton and Davon Reed.

Bruce Brown

Steals - 5th - 1.7/g Rebounding - 15th - 6.3/g Assist/TO Ratio - 8th - 1.8

Kamari Murphy

Off. Rebounds - 3rd - 3.3 Rebounding - 5th - 8.7/g Def. Rebounds - 7th - 5.4

Ja'Quan Newton

Scoring - 25th - 14.6/g

Davon Reed

Minutes Played - 3rd - 37.1/g Scoring - 9th - 17.9/g 3-Point FG Made - T3rd - 3.0

LUCKY SEVENS FROM LONG RANGE

Miami has made at least seven shots from long range in 115 of Larrañaga's 194 games at UM. The Canes are 89-26 when making at least seven from 3-point range. This season, Miami is 7-3 when hitting seven from deep. 2015-16: 17-3; 2014-15: 18-5; 2013-14: 9-6; 2012-13: 19-3; 2011-12: 19-6.

WHAT'S TRENDING, INDIVIDUALLY

Freshman guard Bruce Brown has grabbed at least four rebounds in 18 of 19 games, has eight-or-more in seven outings and pulled down double-digit boards in two contests. He has at least two assists in 14 contests, with five-plus in seven outings.

Freshman Dewan Huell has scored in six straight games. Sophomore Ebuka Izundu has scored in 10 of his last 13 games.

Sophomore guard Anthony Lawrence, Jr., has swiped at least one steal in each game but six, and had three-or-more in four outings. He has five-plus rebounds in eight of the last 12 outings.

Redshirt senior forward Kamari Murphy has recorded a pair of double-doubles (vs. Wofford, vs. NC State). He has pulled down double-digit boards in seven outings. He has a block in five of the last six games.

Junior point guard Ja'Quan Newton has recorded five 20-point games this season. He has scored 11-plus points in every game but three (WVU-9, FAU-8, Syracuse-8). Newton has three steals in a trio of games and has dished out three-or-more assists in 12 outings. He has made at least one free throw in every game but two (GW and Pitt).

Senior guard Davon Reed has scored in double digits 16 times this season, including 14 of the last 15 games. He has scored 20-plus in four outings this season. He has grabbed five-plus rebounds in eight games. Reed has hit at least one shot from long range in every game, with multiple threes in 15 contests, led by five against Duke and FAU. He has multiple threes in 11 straight games. He has three-plus assists in nine games.

Freshman DJ Vasiljevic has drained three-or-more shots from 3-point range in five games and has hit a three in all but four outings (Florida, Rutgers, FAU, Duke).

MURPHY GRABS CAREER-HIGH 15 REBOUNDS

Redshirt senior forward Kamari Murphy pulled down 15 rebounds at Duke on Jan. 21, including 10 in the first half. The 15 boards are the most by a Hurricane since Tonye Jekiri grabbed 17 at Boston College (Jan. 20) last season and the fourth-most by a Cane ever in an ACC game, behind Jekiri (17 twice) and Reggie Johnson (16).

Murphy is fifth in ACC games in rebounding this season with 8.7 per outing, and is third in the league in offensive boards (3.3) and seventh in defensive rebounds (5.4). He has seven 10-rebound outings this year, tied for fifth-most in the league.

MIAMI BOASTS THREE TOP 15 WINNINGEST COACHES

Miami is the only FBS school with head coaches in football, men's basketball and baseball that rank among the 15 winningest active coaches in their respective sports. Basketball coach Jim Larrañaga is No. 14 with 601 wins, football coach Mark Richt is No. 10 with 154 victories and baseball coach Jim Morris is third with 1,535 games won.

REED SERVING AS MARKETING INTERN

Senior Davon Reed will graduate in May with a degree in sports administration with a minor in marketing and communications. Since June of 2016, Reed has been an intern in the athletics marketing department, assisting the execution of strategic marketing planning for athletics programs with a focus on increasing attendance, game atmosphere and fan experience at Hurricane athletics events.

COACH L AGAINST THE ACC

In Larrañaga's six seasons in the ACC, Miami has at least a .500 record against 11 league opponents.

UM has a .500 record or better at home against 12 teams, and on the road against nine ACC squads.

The Hurricanes have won a road game against all but three league opponents: Virginia (0-3), Wake Forest (0-3) and Louisville (0-1).

	Overall	Home	Away	Neutral
Boston College	10-0	5-0	4-0	1-0
Clemson	4-2	3-0	1-2	--
Duke	4-3	2-1	2-2	--
Florida State	7-4	4-1	3-2	0-1
Georgia Tech	5-2	0-2	5-0	--
Louisville	1-2	1-1	0-1	--
North Carolina	4-4	1-2	2-2	1-0
NC State	5-5	2-2	2-2	1-1
Notre Dame	3-3	2-1	1-1	0-1
Pittsburgh	3-1	1-1	2-0	--
Syracuse	2-3	1-1	1-2	--
Virginia	2-5	2-1	0-3	0-1
Virginia Tech	9-3	4-1	2-2	3-0
Wake Forest	3-3	3-0	0-3	--

MIAMI VS. NORTH CAROLINA (6-20)				
Home: 2-8		Away: 3-10		
Neutral: 1-2		Under Coach L: 4-4		
Since rebirth in 1985: 6-18				
	UM Rank	UNC Rank		
1/13/50		L	55-53	H
1/14/50		L	66-51	H
12/6/86	--	1	122-77	A
2/5/90	--	25	87-74	A
12/18/99	--	7/9	78-68	N
12/4/00	--	14/12	67-45	A
1/4/03		W	64-61	OT H
1/7/04	--	12/13	89-64	A
1/22/05	--	6/6	87-67	A
1/14/06	--	20/20	81-70	A
2/12/06	--	23/24	80-70	H
1/31/07	--	3/3	105-64	A
1/23/08	--	5/4	98-82	H
1/17/09	--	5/6	82-65	A
2/15/09	--	3/3	69-65	H
3/2/10		L	69-62	A
1/26/11		L	74-71	H
3/11/11	--	6/7	61-59	N
1/10/12	--	3/3	73-56	A
2/15/12	--	8/7	73-64	H
1/10/13		W	68-59	A
2/9/13	8/11	--	87-61	H
3/17/13	9/10	--	87-77	N
1/8/14		W	63-57	A
2/28/15	--	15/18	64-73	H
2/20/16	11/10	5/4	96-71	A



FIRSTS UNDER JIM LARRAÑAGA AT MIAMI

First game: Nov. 11, 2011 vs. Tennessee Tech. W, 69-58.
 First starting lineup: Malcolm Grant, Durand Scott, Garrius Adams, Erik Swoope, Kenny Kadji.
 First opening tip: Miami – Kenny Kadji.
 First UM FG: 18:38, Durand Scott, 3-pointer.
 First lead: 18:38, 3-0.
 First halftime score: Tennessee Tech 32, Miami 27.
 First win: Nov. 11, 2011. Miami 69, Tennessee Tech 58.
 Attendance at first game: 3,600.
 First loss: Nov. 25, 2011 at Ole Miss, 64-61 (OT).
 First road win: Dec. 22, 2011 at Charlotte, 76-61.
 First ACC game: Jan. 7, 2012 at Virginia, L, 52-51.
 First ACC win: Jan. 18, 2012 vs. Clemson, 76-73.
 First ACC regular season title: 2012-13.
 First NIT championship game appearance: April 2, 2015.

JIM LARRAÑAGA = PROGRAM CHANGER

In Coach L's Five Seasons at Miami ...

- ACC regular season and tournament championships
- .674 winning percentage
- Four 20-win seasons in five years
- Four postseason appearances with nine victories
- 15 ACC wins in 2013
- One All-American

Seven Seasons before Coach L at UM ...

- .561 winning percentage
- Best conference finish was fifth place
- One NCAA Tournament appearance
- Most ACC wins in a season was eight

In Coach L's 14 Seasons at George Mason ...

- .626 winning percentage
- 13 straight winning seasons
- A Final Four appearance
- Five trips to the NCAA Tournament
- Nine postseason appearances
- First national ranking
- First appearance in top 10
- First wins over top 10 teams
- Winningest coach in league history

Seven Seasons before Coach L at GMU...

- .340 winning percentage
- Seven straight losing seasons
- Zero postseason appearances
- Worst team in the CAA

SEBASTIAN THE IBIS



In 1926, the University of Miami adopted the Ibis as the official mascot for the University's athletic teams. Representing the leadership, courage, knowledge, strength and speed characteristics that our student-athletes portray. As the clouds become dark and a hurricane approaches, folklore maintains that other birds look to the Ibis for leadership. The Ibis uses its instinct to detect danger. It is the last sign of wildlife to take shelter before a hurricane hits, giving warning that danger is imminent. As the storm passes the Ibis is the first to reappear, a sign that clear skies are approaching.

COACHING COORDINATORS FOR MIAMI

Miami's assistant coaching staff is set up in a coordinator system, with Jamal Brunt as the offensive coordinator, Chris Caputo manning the defense and Adam Fisher handling the scout for every opponent. James Johnson is the dean of discipline.

LARRAÑAGA WINS 600TH CAREER GAME

Coach Jim Larrañaga won his 600th career game at Pittsburgh on Jan. 14. In 33 seasons as a head coach, Larrañaga's 600 wins place him at 47th in all-time NCAA victories and 14th among active coaches (as of games through Jan. 12). Of those 14, five are in the Naismith Memorial Basketball Hall of Fame, including four from the Atlantic Coast Conference. In his career, Coach L has won 27 games at American International, 170 at Bowling Green, 273 at George Mason and 130 at Miami. He is one of 15 coaches all-time with 100 or more wins at three D-I schools, four of whom are actively coaching.

He is also 11th among active coaches in total games coached (997) and ninth in most seasons coached (33).

LARRAÑAGA CONTRACT EXTENDED THROUGH 2022

The University of Miami extended Coach Jim Larrañaga's contract through May 31, 2022, Director of Athletics Blake James announced in September 2014. Larrañaga first signed a five-year contract in April 2011, then was granted a three-year extension in 2012.

MILESTONES FOR THE CANES

600 Victories - Coach Larrañaga recorded his 600th career win on Jan. 14 at Pitt. With 600 wins, he is one of five ACC coaches with 600 victories, and the other four men are in the Basketball Hall of Fame.

1,000 Games - Coach Larrañaga opened the 2016-17 season just 21 shy of 1,000 career games coached. Miami's 21st game of the season is vs. Florida State on Feb. 1. He has coached 53 games at American International, 314 at Bowling Green, 437 at George Mason and now 193 at Miami.

100 Blocks - With one swat against Syracuse, redshirt senior Kamari Murphy recorded his 100th career block. He had 61 at Oklahoma State before coming to Miami as a junior.

1,000 Points - In his 109th game at The U, senior guard Davon Reed scored 17 points against George Washington, solidifying his name in Miami's 1,000-point club. He is the 37th Hurricane to score 1,000 points.

100 Games - Seniors Kamari Murphy and Davon Reed each played in their 100th career game at North Florida on Nov. 16, 2016. Murphy, a redshirt senior, played in 66 games at Oklahoma State before coming to Miami as a junior. All of Reed's games are at UM.

1,000 Program Wins - With a 78-67 win over Columbia on Dec. 28, 2016, the University of Miami men's basketball program earned its 1,000th program victory. Current Coach Jim Larrañaga has helped UM to both its 900th victory, a 73-58 win over Hawaii on Dec. 22, 2012, and the 1,000th win, over Columbia.

ROOKIE McCLELLAN SIGNS WITH WIZARDS

In June, former Cane Sheldon McClellan signed a partially guaranteed contract with the Washington Wizards, and on the NBA's opening day, the NBA rookie played in his first professional game. The contract of McClellan became fully guaranteed for the Wizards in January, locking in the undrafted rookie for the rest of the season.

McClellan made his first NBA start on Nov. 12 vs. Chicago, in just his fifth professional game played. Against the Bulls, he scored 15 points in 35 minutes played. "Mac" is averaging 3.5 points per game and hitting 38.6 percent from the field in his 11.5 minutes per game.

2017-18 ROSTER WILL HAVE SIX TOP-100 RECRUITS

Miami has signed three ESPN Top 100 recruits for the class of 2017, including No. 18 Lonnie Walker from Reading, Pa., No. 46 Chris Lykes from Bowie, Md., and No. 92 Deng Gak from Blairstown, N.J.

The 2017 trio will join current ESPN Top 100 Hurricanes Bruce Brown (No. 26 in 2016), Dewan Huell (No. 28 in 2016) and Ja'Quan Newton (No. 58 in 2014) in the fall of 2017. In just six seasons at The U, Larrañaga has recruited six of Miami's 11 ESPN Top 100 players since 2007.

ESPN Top 100 Players on 2017-18 Roster

18 Lonnie Walker - 2017 *26 Bruce Brown - 2016*
46 Chris Lykes - 2017 *28 Dewan Huell - 2016*
92 Deng Gak - 2017 *58 Ja'Quan Newton - 2014*

Miami's ESPN Top 100 Players, Since 2007

18 Lonnie Walker - 2017 *53 Edwin Rios - 2007*
26 Bruce Brown - 2016 *58 Ja'Quan Newton - 2014*
28 Dewan Huell - 2016 *83 Garrius Adams - 2009*
28 DeQuan Jones - 2008 *88 Donnavan Kirk - 2009*
43 Durand Scott - 2009 *92 Deng Gak - 2017*
46 Chris Lykes - 2017

- Recruits under Coach L are in italics

CANES HOOPS PLAYERS IN THE NFL

Two former Hurricane basketball student-athletes made moves in the NFL this season. Jimmy Graham played his second season with the Seattle Seahawks and Erik Swoope played his first season with the Indianapolis Colts after being on the practice squad for two years. Graham, who played one season of football at Miami, recorded 923 yards and six touchdowns on 65 receptions for the Seahawks this season. Swoope, who never played organized football prior to his NFL career, tallied 297 yards and one touchdown from 15 receptions in his first season on an active roster in the pros.

CAREER TRIPLE-DOUBLES

Bruce Brown

11p 11r 10a vs. SC State, 12-6-16

CAREER DOUBLE-DOUBLES

Bruce Brown

11p 11r 10a vs. SC State, 12-6-16

14p 12r vs. George Washington, 12-22-16

Kamari Murphy

11p 10r vs. NC State, 12-31-16 ACC

14p 10r vs. Wofford, 12-3-16

11p 13r vs. Buffalo, 3-17-16 NCAA T

10p 10r at Texas (at OSU)

Davon Reed

10p 12r vs. Buffalo, 3-17-16 NCAA T

10p 12r at Richmond, 3-24-15 NIT

CAREER 20-POINT GAMES

Ja'Quan Newton

23 vs. Boston College, 1-27-17 ACC

22 vs. Columbia, 12-28-16

21 vs. NC State, 12-31-16 ACC

21 vs. #21/22 Iowa State, 11-25-16

20 vs. Stanford, 11-24-16

20 vs. Charleston, 12-19-15

Davon Reed

24 at Wake Forest, 1-18-17 ACC

21 vs. Notre Dame, 1-12-17 ACC

21 vs. FAU, 12-16-16

21 vs. Virginia, 2-22-16 ACC

20 vs. NC State, 12-31-16 ACC



LARRAÑAGA AND CAPUTO TOGETHER 15 YEARS

This season head coach Jim Larrañaga and associate head coach Chris Caputo begin their 15th season on sidelines together, dating back to their time at George Mason University. Caputo started on Coach L's staff as the video coordinator for the 2002-03 season, and along the way, the native of Elmhurst, N.Y., was an assistant coach and is now the associate head coach for the Hurricanes. Caputo helped the 2006 GMU team to the NCAA Final Four and has made five total NCAA Tournament appearances with Larrañaga. Both Caputo and Larrañaga attended Archbishop Molloy High School (N.Y.) and played for legendary head coach Jack Curran.

LARRAÑAGA GRADUATES CANES

All four Hurricane seniors graduated from Miami following the 2015-16 campaign. In May 2015 Sheldon McClellan earned his bachelor of liberal arts degree and in December Angel Rodriguez earned his bachelor's of education degree with a major in sports administration and a minor in sociology, the same degree Ivan Cruz Uceda and Tonye Jekiri both completed in May. Now all four men are playing professional basketball, with McClellan in the NBA (Wizards) and Rodriguez (France), Jekiri (Turkey) and Cruz Uceda (Spain) all overseas.

THROWBACK UNIFORMS VS. NOTRE DAME

In the game against Notre Dame, Miami wore throwback adidas uniforms replicating those worn in the final three seasons before the team was disbanded from 1971-1985. The cream-colored uniforms with vertical green stripes were worn by players such as All-American Don Curnutt and 1,000-point scorers Willie Allen and Rusty Parker.

REED NAMED A SENIOR CLASS AWARD CANDIDATE

Senior guard Davon Reed was one of 60 NCAA men's and women's basketball student-athletes who were selected as candidates for the 2016-17 Senior CLASS Award, honoring those players who excel both on and off the court. To be eligible for the Senior CLASS Award, a student-athlete must have notable achievements in four areas of excellence: Community, classroom, character and competition.

"MATCH MARCUS" CAMPAIGN

Miami Athletics, in partnership with Miami native and the star of CNBC show "The Profit", Marcus Lemonis, have announced the 'Match Marcus' fundraising campaign for student-athlete excellence. The 'Match Marcus' campaign challenges the University of Miami community and Canes

fans to raise a total of \$2 million to support UM student-athletes in their pursuit of excellence. For every donation to the campaign, Lemonis will match half of the total - resulting in up to a \$1 million gift from Lemonis.

WAARDENBURG ADDED TO CANES SQUAD

New Zealand native Sam Waardenburg has signed a grant-in-aid agreement with the University of Miami men's basketball team. Waardenburg, a forward from Henderson, New Zealand, has joined and is practicing with the team, but is expected to begin competition with the Hurricanes for the 2017-18 season.

BROWN RECORDS PROGRAM'S SECOND TRIPLE-DOUBLE

Freshman guard Bruce Brown recorded a triple-double with 11 points, 11 rebounds and 10 assists against South Carolina State on Dec. 6. It was the second triple-double in program history at Miami, the 11th in the NCAA this season, fourth by a Power 6 player, second by a freshman (De'Aaron Fox, Kentucky) and the 23rd in ACC history.

In 2004, Miami's Anthony King recorded the school's first triple-double with 11 points, a school-record 13 blocks and 10 rebounds against FAU.

REED NOMINATED FOR GOOD WORKS TEAM

Senior Davon Reed has been nominated for the Allstate NABC Good Works Team, the National Association of Basketball Coaches and Allstate Insurance Company announced Nov. 30. For three years he has served as an elementary school pen pal, writing letters to local students, promoting the importance of academics while striving for professional dreams, in any field of work. Reed has also volunteered in the community at the Miami Rescue Mission Homeless Shelter.

BROWN TABBED ACC FRESHMAN OF THE WEEK

Guard Bruce Brown was recognized as the ACC Freshman of the Week Dec. 5. Brown, a 6-foot-5 guard from Boston, averaged 11.5 points, 7.0 rebounds, 1.5 steals and 1.5 assists per game in a pair of wins over Rutgers and Wofford that week. He hit 70 percent (7-10) of his shots from the field, 50 percent (2-4) from long range and connected on all seven of his attempts from the foul line.

MURPHY NAMED HOOPHALL INVITATIONAL MVP

Senior forward Kamari Murphy notched his third-career double-double with a career-high 14 points and 10 rebounds against Wofford, earning him MVP honors for

the game. Murphy was 5-10 from the field and 4-4 at the free throw line. He also tallied one block for the Canes.

GRADUATION RATE ABOVE NATIONAL AVERAGE

UM student-athletes posted a Graduation Success Rate (GSR) of 90 percent, the NCAA announced in November. The figures released by the NCAA show that the Hurricanes are above the national average of 84 percent. Miami's GSR rate is tied for 15th among Football Bowl Subdivision (FBS) institutions. The men's basketball team posted a GSR score of 91 percent, which is above the national average, and is tied for 18th among FBS schools.

CANES VS. OPPONENT IN NATIONAL STATS (as of 1/25)

Category	Miami Rank	Actual	UNC	Actual
Fewest Fouls	8	293	158	372
Scoring Defense	11	61.9	144	70.8
Rebound Margin	23	7.1	1	14.2
FG Percentage Defense	25	39.5	54	40.7
Personal Fouls Per Game	27	16.3	89	17.7
Three Pt FG Defense	39	31.2	136	33.6
Scoring Margin	42	10.3	5	18.7
Off Rebounds Per Game	50	12.61	1	16.48
Total Rebounds Per Game	57	38.83	1	45.90
Blocked Shots Per Game	71	4.4	185	3.3
Won-Lost Percentage	75	66.7	15	85.7
Three-Point FG Percentage	83	37.2	77	37.4
Fewest Turnovers	97	245	217	276
Total Blocks	101	79	153	69
Field-Goal Percentage	102	46.1	53	47.5
Steals Per Game	121	6.7	31	8.2
Def Rebounds per Game	130	26.22	8	29.43
Total Steals	181	121	21	172
Free-Throw Percentage	190	69.0	123	71.3
Turnovers Per Game	199	13.6	157	13.1
Total Rebounds	214	699	1	964
Scoring Offense	215	72.3	4	89.4
Turnover Margin	234	-0.9	54	2.4
Three-Point FG Per Game	241	6.7	185	7.3
Turnovers Forced	243	12.67	45	15.52
Assist Turnover Ratio	273	0.89	22	1.39
Assists Per Game	276	12.1	4	18.3
Total 3-point FGM	280	121	141	153
Free Throws Made	299	232	16	383
Total Assists	313	217	4	385
Free Throw Attempts	314	336	10	537
3-pt Field Goal Attempts	317	325	193	409

NON-CONFERENCE 2016-17

10-2 OVERALL

7-0 HOME

1-0 ROAD

2-2 NEUTRAL

#	Player	gp-gs	min	avg	Total		3-Point		F-Throw		Rebounds								pts	avg		
					fg-fga	fg%	3fg-fga	3fg%	ft-fta	ft%	off	def	tot	avq	pf	dq	a	to			blk	stl
00	Ja'Quan Newton	12-12	382	31.8	69-139	.496	6-18	.333	40-55	.727	10	34	44	3.7	16	0	50	39	1	16	184	15.3
05	Davon Reed	12-12	397	33.1	55-124	.444	27-67	.403	33-41	.805	7	43	50	4.2	13	0	23	23	6	17	170	14.2
11	Bruce Brown	12-8	354	29.5	43-99	.434	8-29	.276	32-43	.744	23	64	87	7.3	27	1	39	22	5	19	126	10.5
20	Dewan Huell	12-6	248	20.7	39-75	.520	0-0	.000	15-19	.789	25	33	58	4.8	28	0	2	12	11	5	93	7.8
03	Anthony Lawrence	12-6	293	24.4	28-61	.459	11-29	.379	18-26	.692	9	42	51	4.3	30	1	15	21	9	21	85	7.1
21	Kamari Murphy	12-12	324	27.0	34-68	.500	0-1	.000	16-27	.593	32	61	93	7.8	29	1	7	25	8	3	84	7.0
04	DJ Vasiljevic	12-0	219	18.3	26-68	.382	21-53	.396	7-7	1.000	3	12	15	1.3	19	0	8	5	1	4	80	6.7
15	Ebuka Izundu	11-4	125	11.4	22-32	.688	0-0	.000	16-19	.842	18	16	34	3.1	23	0	2	14	12	4	60	5.5
14	Rodney Miller	7-0	38	5.4	4-7	.571	0-0	.000	3-7	.429	3	4	7	1.0	5	0	0	1	0	0	11	1.6
02	Mike Robinson	3-0	11	3.7	0-4	.000	0-3	.000	1-2	.500	1	0	1	0.3	1	0	0	1	0	1	1	0.3
35	Chris Stowell	3-0	9	3.0	0-1	.000	0-1	.000	0-0	.000	0	2	2	0.7	0	0	0	0	0	0	0	0.0
Team											18	22	40					1				
Total.....		12	2400		320-678	.472	73-201	.363	181-246	.736	149	333	482	40.2	191	3	146	164	53	90	894	74.5
Opponents.....		12	2400		260-699	.372	63-223	.283	120-166	.723	131	251	382	31.8	222	2	123	159	40	81	703	58.6



MIAMI IN 2017 DIAMOND HEAD CLASSIC

Miami will join Akron, Davidson, Middle Tennessee, New Mexico State, USC, Utah State and Hawai'i in the Hawaiian Airlines Diamond Head Classic, which will be played Dec. 22, 23 and 25, 2017 at the Stan Sheriff Center in Honolulu.

REED TABBED TO NABC HONORS COURT

Senior Davon Reed was tabbed to the National Association of Basketball Coaches (NABC) 2015-16 NABC Honors Court, recognizing those student-athletes who excelled in academics during the past season.

LARRAÑAGA TAPPED INTO IRON ARROW

Coach Jim Larrañaga has been tapped into the Iron Arrow Honor Society, the highest honor one can attain at UM. Women's head coach Katie Meier and Golden Cane Sandy Nusbaum tapped Larrañaga and Deputy AD Tony Hernandez presented Coach L with his Iron Arrow jacket.

LARRAÑAGA ONE OF THE BEST

All stats below are prior to the 2016-17 season.

Among active coaches, Jim Larrañaga is the 11th-winningest coach in the country at major schools with 588 victories, and is ranked No. 42 on the list of all-time winningest coaches at major schools. Among the seven ACC coaches with five-plus years in the league, in their first five years at their current school, Coach L is second in overall wins (118), overall winning percentage (.674), ACC victories (54), winning percentage in ACC games only (.614). Among all-time ACC coaches (includes only seasons coaching at ACC schools during years as ACC member), Coach L is ranked No. 25 all-time in ACC wins and No. 29 all-time in overall wins, in just five years in the league. He is ninth all-time in winning percentage in ACC games only (.614).

HURRICANES MAKE DIVISION I ATHLETICS HISTORY

Miami was the only school in NCAA Division I athletics to have its football team play in a bowl game, men's and women's basketball teams reach the NCAA tournament and baseball team advance to the College World Series during the 2015-16 academic year.

NAVY SEALS TRAINING

The Miami basketball team went through a two-day training session with the Navy Seals on the UM campus in late August. The team worked out on both the land and in the swimming pool. Check out the highlight video here: https://youtu.be/VCZ_9t2FVRO.

RECRUITING THE STATE OF MIAMI

Coach Jim Larrañaga has put great emphasis on recruiting the "state of Miami." UM's recruits from Florida in the past five years include Shane Larkin (Orlando), Tonye Jekiri (Hialeah), Angel Rodriguez (Miami), Joe Thomas (Miami), Anthony Lawrence (St. Petersburg), Dewan Huell (Miami).

RETURNING NUMBERS FOR THE CANES

To open the 2016-17 season, Miami returned no more than 51 percent of its scoring, rebounds, assists, steals or blocks from the 2015-16 team.

Returning	Scoring	Rebs	Assists	Steals	Blocks
2016-17	40.3%	40.6%	37.4%	40.0%	50.4%
2015-16	72.6%	78.1%	77.0%	77.5%	77.8%
2014-15	22.2%	24.0%	28.6%	26.1%	24.2%
2013-14	13.4%	15.5%	0.98%	13.0%	11.3%
2012-13	79.8%	85.6%	82.1%	83.3%	90.7%

ACC TELECONFERENCE

Miami head coach Jim Larrañaga and the league's 14 other coaches will be featured on a weekly teleconference each Monday during the 2016-17 basketball season from 10:30 a.m. to 1 p.m. Each coach will have 10 minutes to make an opening statement and answer questions. There will be an audio file available of each teleconference on the Conference's official website (theACC.com) each Monday afternoon. Media representatives wishing to participate in the teleconference should contact the ACC Communications Office or Amy LaBrie at Miami for the call-in number.

Coach Larrañaga will be on the call at the following times each week:

Jan. 30 - Noon	Feb. 6 - 12:10 p.m.
Feb. 13 - 12:10 p.m.	Feb. 20 - Not on the call.
Feb. 27 - Not on the call.	

MIAMI BASKETBALL - THE EARLY YEARS

The University of Miami basketball program was dormant for 14 years from 1971-1985. In 1983 Director of Athletics Sam Jankovich announced the resurrection of men's basketball at Miami, with the reinstatement vote by the UM Board of Trustees on Oct. 12, 1983. Head coach Bill Foster was hired March 21, 1984, adding assistants Clint Bryant, Seth Greenberg and Cesar Odio by July 1. On Oct. 15, 1984 the first men's basketball practice in 12 years was held on the patio in the center of campus, viewed by more than 200 students. Miami defeated The Citadel, 85-77, on Nov. 22, 1985, in the first game of the new era of UM basketball.

Tim Harvey was the staff's first recruit, a 6-10, 240-pound center from Plainfield, N.J., who transferred from Georgia Tech.

STEVE EDWARDS TO BE INDUCTED INTO UMSHOF

University of Miami Sports Hall of Fame has announced its class of 2017 inductees, which includes Steve Edwards, who played basketball at Miami from 1992-96. One of the most prolific long-range shooters in Miami history, Edwards still ranks second in the record books with 265 career 3-point field goals, a mark that is still the BIG EAST Conference record. Edwards, a two-time honoree as "Mr. Basketball" in the state of Florida, was named to the conference all-freshman team in his first year for UMSHoF member Coach Leonard Hamilton. Plagued by injuries his whole career, he still led Miami in scoring in three of his four seasons and ranks 13th all-time with 1,393 points and is 10th in career steals. "Stevie" led the Canes to their first post-season appearance (1994-1995) since the rebirth of the basketball program and back-to-back-winning seasons.

ATTITUDE, COMMITMENT AND CLASS

Attitude, commitment and class are the cornerstone values of the Miami basketball program. Attitude: Be positive. Life is 10% what happens to you and 90% how you react to it. Commitment: Make a total and unconditional commitment to our program. Be passionate about what you do. Class: Show pride and respect in yourself and our program. Be the best you can be in thought, word and deed.

2016-17 STARTERS BY GAME

WCU	Newton	Lawrence	Reed	Izundu	Murphy
UNF	Newton	Lawrence	Reed	Izundu	Murphy
Penn	Newton	Brown	Reed	Lawrence	Murphy
Stanford	Newton	Lawrence	Reed	Izundu	Murphy
Iowa St.	Newton	Lawrence	Reed	Izundu	Murphy
Florida	Newton	Brown	Reed	Lawrence	Murphy
Rutgers	Newton	Brown	Reed	Huell	Murphy
Wofford	Newton	Brown	Reed	Huell	Murphy
SC State	Newton	Brown	Reed	Huell	Murphy
FAU	Newton	Brown	Reed	Huell	Murphy
GWU	Newton	Brown	Reed	Huell	Murphy
Columbia	Newton	Brown	Reed	Huell	Murphy
NC State	Newton	Brown	Reed	Huell	Murphy
Syracuse	Newton	Brown	Reed	Huell	Murphy
ND	Newton	Brown	Reed	Huell	Murphy
Pitt	Newton	Brown	Reed	Huell	Murphy
WFU	Newton	Brown	Reed	Huell	Murphy
Duke	Newton	Brown	Reed	Huell	Murphy
BC	Newton	Brown	Reed	Lawrence	Murphy

RECORD BY STARTING LINEUP

Newton, Brown, Reed, Huell, Murphy	8-4
Newton, Reed, Lawrence, Murphy, Izundu	3-1
Newton, Brown, Reed, Lawrence, Murphy	2-1

MIAMI INDIVIDUAL HIGHS	
Points	24, Davon Reed, at Wake Forest, 1/18
Field Goals Made	9 (2x), last Davon Reed, vs. Notre Dame, 1/12
Field Goal Attempts	17 (2x), last Davon Reed, at Wake Forest, 1/18
3-Point FG Made	6, DJ Vasiljevic, at Syracuse, 1/4
3-Point FG Attempts	12, DJ Vasiljevic, at Syracuse, 1/4
Free Throws Made	8, Davon Reed, vs. Iowa State, 11/25
Free Throw Attempts	10 (3x), last Ja'Quan Newton, vs. NC State, 12/31
Rebounds	15, Kamari Murphy, at Duke, 1/21
Assists	12 (2x), last Bruce Brown, vs. George Washington, 12/22
Blocks	3 (9x), Last by Davon Reed, vs. Boston College, 1/25

OPPONENT INDIVIDUAL HIGHS	
Points	27 (2x), last Jerome Robinson, vs. Boston College, 1/25
Field Goals Made	9 (2x), last Jerome Robinson, vs. BC, 1/25
Field Goal Attempts	18, Jerome Robinson, vs. Boston College, 1/25
3-Point FG Made	4, Andrew White III, at Syracuse, 1/4
3-Point FG Attempts	9 (4x), last Andrew White III, at Syracuse, 1/4
Free Throws Made	9, John Collins, at Wake Forest, 1/18
Free Throw Attempts	10, Kasey Hill, vs. Florida, 11/27
Rebounds	12, Amile Jefferson, at Duke, 1/21
Assists	10, John Gillon, at Syracuse, 1/4
Blocks	4, John Egbunu, vs. Florida, 11/27

MIAMI HIGHS	
Points	94, at North Florida, 11/16
Points/Half	51 (2nd), vs. Western Carolina, 11/11
Field Goals Made	37, at North Florida, 11/16
Field Goal Att.	68, at North Florida, 11/16
Field Goal Pct.	55.6, at Pittsburgh, 1/14
3-Point FG Made	11, at Syracuse, 1/4
3-Point FG Att.	26, at Syracuse, 1/4
Free Throws Made	24, vs. Western Carolina, 11/11
Free Throw Att.	36, vs. Western Carolina, 11/11
Rebounds	52, vs. Western Carolina, 11/11
Assists	24, vs. South Carolina State, 12/6
Steals	11, vs. Penn, 11/19
Blocks	12, vs. Notre Dame, 1/12
Turnovers	20, vs. Columbia, 12/28
Bench Points	39, at North Florida, 11/16
Victory Margin	49, vs. Western Carolina, 11/11

OPPONENT HIGHS	
Points	96, at Wake Forest, 1/18
Points/Half	55 (2nd), vs. Boston College, 1/25
Field Goals Made	30, at Wake Forest, 1/18
Field Goal Att.	67 (2x), last vs. Notre Dame, 1/12
Field Goal Pct.	57.7, at Wake Forest, 1/18
3-Point FG Made	10, vs. NC State, 12/31
3-Point FG Att.	33, vs. Western Carolina, 11/11
Free Throws Made	27, at Wake Forest, 1/18
Free Throw Att.	33, at Wake Forest, 1/18
Rebounds	38, vs. Notre Dame, 1/12
Assists	18, vs. Columbia, 12/28
Steals	10, vs. Iowa State, 11/25
Blocks	11, vs. Florida, 11/27
Turnovers	21, vs. Penn, 11/19
Bench Points	35, at North Florida, 11/16
Victory Margin	17 (2x), last at Wake Forest, 1/18

MIAMI LOWS	
Points	55, at Syracuse, 1/4
Points/Half	22 (2nd half), at Duke, 1/21
Field Goals Made	18, vs. Iowa State, 11/25
Field Goal Att.	48, vs. Wofford, 12/3
Field Goal Pct.	36.0, vs. Iowa State, 11/25
3-Point FG Made	2, vs. Iowa State, 11/25
3-Point FG Att.	12, vs. Rutgers, 11/24
Free Throws Made	2 (2x), last at Pittsburgh, 1/14
Free Throw Att.	3, at Pittsburgh, 1/14
Rebounds	26, at Syracuse, 1/4
Assists	6, vs. Iowa State, 11/25
Steals	3 (2x), at Wake Forest, 1/18
Blocks	1, at Wake Forest, 1/18
Turnovers	6, vs. George Washington, 12/22
Bench Points	0, at Duke, 1/21
Victory Margin	1, vs. Boston College, 1/25

OPPONENT LOWS	
Points	43, vs. Western Carolina, 11/11
Points/Half	14 (1st), vs. South Carolina State, 12/6
Field Goals Made	17, vs. Western Carolina, 11/11
Field Goal Att.	44, at Syracuse, 1/4
Field Goal Pct.	25.4, vs. Western Carolina, 11/11
3-Point FG Made	3 (4x), last vs. FAU, 12/16
3-Point FG Att.	9, vs. Florida, 11/27
Free Throws Made	2, vs. Western Carolina, 11/11
Free Throw Att.	3, vs. Western Carolina, 11/11
Rebounds	23, at Pittsburgh, 1/14/17
Assists	6, vs. South Carolina State, 12/6
Steals	2, at North Florida, 11/16
Blocks	1 (5x), last at Pittsburgh, 1/14
Turnovers	6, vs. Notre Dame, 1/12
Bench Points	9 (2x), last at Syracuse, 1/4
Victory Margin	5, vs. Notre Dame, 1/12



10 COMMITMENTS OF MIAMI BASKETBALL

- We will set our defense every time.
- We will pressure the man with the ball.
- We will pack the lane to prevent penetration.
- We will contest all shots, hands high. Without fouling.
- We will block out, rebound and run.
- We will run for layups and open threes.
- We will share the ball.
- We will penetrate the defense.
- We will create good shots both inside and outside.
- We will attack the offensive boards.

2015-16 TEAM HIGHLIGHTS

- First team in Miami history to sell out its home arena for the entire season.
- Third squad in Miami history to play in the Sweet 16.
- 24 regular season wins tied with the 2012-13 season for the most in Miami history.
- 13 wins in ACC play were the second-most in school history, behind 15 in 2012-13.
- Perfect 9-0 at home in ACC play, 15-1 at home overall.
- Defeated five ranked teams: No. 3 Virginia, No. 11 Louisville, No. 16 Utah, No. 22/20 Butler and No. 24/20 Duke, with back-to-back wins over Virginia and Louisville.
- Ranked in the polls a school record 17 straight weeks. Ranked top-15 for a school record 14 weeks.
- Won the Puerto Rico Tip Off, defeating No. 16 Utah, No. 22/20 Butler and Mississippi State by 20.0 points per game. Puerto Rico native Angel Rodriguez was named MVP.
- Won ACC/Big Ten Challenge game at Nebraska, 77-72, in overtime.
- Defeated in-state rival Florida, which was receiving votes at the time.
- Posted 11-1 non-conference regular season record with only loss on a buzzer-beater vs. Northeastern. The Canes were 6-1 at home, 2-0 on the road and 3-0 at neutral sites.
- Coach L named ACC Coach of the Year for second time in four seasons.
- Sheldon McClellan named to the USBWA All-District Team and Coach Larrañaga recognized as District IV Coach of the Year.
- Three players - Sheldon McClellan, Tonye Jekiri and Angel Rodriguez - named All-ACC, while Jekiri was on the ACC Defensive Team. Davon Reed was on the All-ACC Academic Team.
- Sheldon McClellan named to the 2016 ACC All-Tournament Second Team.
- Miami was a 3-seed in the 2016 NCAA Tournament, one of five teams among the 12 top three-seeds that was not ranked in the AP preseason poll.
- In four seasons at Miami, Tonye Jekiri won 96 games, the most of any Hurricane in school history.
- Sheldon McClellan was the 11th-most efficient offensive player in the nation among players with 20 percent-or-more possessions used, according to KenPom.com. He was also the third most efficient player in the ACC overall, and No. 30 in the nation. McClellan was 17th in the ACC (league games only) in 2-point field goal percentage (54.6), ninth in true shooting percentage (60.7) and 10th in free throw percentage (83.5). He was fourth in the ACC in turnover rate (9.6). McClellan also hit 56.7 percent from two, 38.9 percent from three and 83.8 percent at the line, adding up to 179.4, nearly the mark of an 180 player.

BASKETBALL FACILITY UNDERGOING \$1.7 MILLION RENOVATION

In addition to the arena being renamed the Watso Center, the University of Miami basketball facility is undergoing a \$1.7 million renovation. The project, which includes work on areas used by both the men's and women's programs, will feature upgrades to the locker rooms, student-athlete lounges, office spaces, weight room and practice facility hallways. The project is being split into two phases, with the second set to begin following the 2016-17 season.

The coaches' offices and hallways of the facility will feature highlights from great moments in Miami basketball history, as well as photos of select stars from both the men's and women's teams. Also on display will be large-scale images of UM's ProCanes, as well as the newest Miami adidas gear. The players' lounge will feature a gaming center complete with couches and televisions. The walls of the practice facility will showcase photos of celebrity Canes fans throwing up the U. Student-athletes will have custom lockers and the sound system in the locker room, lounges and coaches' offices will be upgraded.

MIAMI ANNOUNCES THE WATSCO CENTER

In October, the University of Miami announced the naming of its multi-purpose entertainment facility as the Watso Center. Watso, Inc., based in Miami, is traded on the New York Stock Exchange and is the largest distributor of air conditioning, heating and refrigeration products with annual sales of more than \$4 billion, 5,000 employees and 563 locations throughout North America. Watso has provided funding to the University since the 1990s through its "Watso's Kids" program, providing children in the community free access to performance arts, sports and other events at the University.

MIAMI'S LARGEST IN 2016-17

	Non-Conference	ACC
Lead	57, WCU	28, at Pitt
Deficit	21, vs. #21/22 Iowa State	23, at Wake Forest
Margin of Victory	49, vs. WCU	26, at Pitt
Margin of Defeat	17, vs. #21/22 Iowa State	17, at Wake Forest
Halftime Lead	28 (2x) last vs. SC State	11, at Duke
Halftime Deficit	6, vs. #21/22 Iowa State	14, at Wake Forest
Deficit in Win	4, vs. Penn	3, vs. Boston College
Halftime Deficit in Win	--	--
Lead in Loss	8, vs. Florida	12, at Duke
Halftime Lead in Loss	--	11, at Duke

2016-17 LED (TIED) THE TEAM IN ...

	Points	Rebounds	Assists	Steals	Blocks
Bruce Brown	(1)	4 (1)	5 (3)	3 (6)	1 (2)
Dewan Huell		1 (1)		(2)	7 (5)
Ebuka Izundu	1				1 (6)
Anthony Lawrence			(1)	3 (4)	1 (3)
Rodney Miller					(1)
Kamari Murphy		11 (2)			2 (4)
Ja'Quan Newton	7 (1)	1	7 (4)	2 (2)	
Davon Reed	8		1 (4)	4 (1)	2 (2)
DJ Vasiljevic	2			(2)	

Player	10+ pts	20+ pts	7+ rebs	2+ blks	4+ asts	3+ stls
Bruce Brown	12		9	2	7	4
Dewan Huell	5		5	2		
Ebuka Izundu	2		1	3		
Anthony Lawrence	5		2	2		4
Rodney Miller						
Kamari Murphy	3		13	4		
Ja'Quan Newton	16	5	1		9	3
Davon Reed	16	4	1	4	6	4
DJ Vasiljevic	5					

AP TOP 25

Jan. 23, 2017

1 Villanova (35)	19-1	1,591
2 Kansas (28)	18-1	1,572
3 Gonzaga (2)	19-0	1,471
4 Kentucky	17-2	1,414
5 Baylor	18-1	1,379
6 Florida State	18-2	1,215
7 Arizona	18-2	1,190
8 UCLA	19-2	1,177
9 North Carolina	18-3	1,171
10 Oregon	18-2	1,035
11 Butler	17-3	914
12 Virginia	15-3	803
13 Louisville	16-4	796
14 Notre Dame	17-3	767
15 Wisconsin	16-3	746
16 Creighton	18-2	731
17 Duke	15-4	628
18 West Virginia	15-4	569
19 Cincinnati	17-2	478
20 Purdue	16-4	412
21 Saint Mary's	17-2	290
22 Maryland	17-2	261
23 South Carolina	15-4	171
24 Xavier	14-5	146
25 Florida	14-5	47

USA TODAY COACHES POLL

Jan. 23, 2017

1 Kansas (18)	18-1	785
2 Villanova (11)	19-1	773
3 Gonzaga (3)	19-0	734
4 Kentucky	17-2	696
5 Baylor	18-1	666
6 North Carolina	18-3	577
7 UCLA	19-2	552
8 Florida State	18-2	550
9 Arizona	18-2	549
10 Oregon	18-2	513
11 Butler	17-3	410
12 Notre Dame	17-3	407
13 Virginia	15-3	405
14 Louisville	16-4	374
15 Wisconsin	16-3	366
16 Creighton	18-2	358
17 Duke	15-4	298
18 West Virginia	15-4	290
19 Cincinnati	17-2	264
20 Purdue	16-4	187
21 Saint Mary's	17-2	143
22 Xavier	14-5	138
23 Maryland	17-2	106
24 South Carolina	15-4	100
25 Florida	14-5	37

Kansas State 41, SMU 33, Northwestern 28, UNC Wilmington 14, Iowa State 12, Virginia Tech 7, USC 6, Dayton 6, Illinois State 1, Akron 1, Utah 1, Middle Tennessee 1

Northwestern 21, UNC Wilmington 21, Kansas State 17, Indiana 16, USC 16, SMU 16, Iowa State 4, New Mexico State 4, Middle Tennessee 4, Miami 2, Nevada 1



MIAMI'S RECORD WHEN... RECORD	2016-17		COACH L	
	ALL	ACC	AT UM	ACC
All games	13-6	3-4	131-63	57-38
Home	9-1	2-1	72-21	33-14
Away	2-3	1-3	38-29	24-24
Neutral	2-2	0-0	21-13	--
November	5-2	--	29-9	--
December	6-0	1-0	27-9	1-1
January	2-4	2-4	25-18	23-18
February	--	--	27-15	26-15
March	--	--	23-11	7-4
April	--	--	0-1	--
Vs. Top 10 opponents	--	--	5-11	4-8
Vs. Top 25 opponents (includes Top 10)	0-3	0-2	13-27	8-19
Vs. RV opponents (either or both polls)	1-1	--	11-3	4-0
Vs. teams over .500 on game day	5-5	2-4	81-55	40-32
Vs. teams under .500 on game day	6-0	1-0	33-6	13-5
Vs. teams at .500 on game day	1-0	--	15-1	4-0
While UM is in the Top 25	--	--	42-16	25-10
While UM is RV (only)	12-6	3-4	31-10	7-5
Leading at halftime	12-1	3-1	99-14	39-11
Trailing at halftime	1-4	0-2	27-46	14-25
Tied at halftime	0-1	0-1	5-3	3-2
Single overtime	--	--	3-6	1-2
Double overtime	--	--	3-1	2-1
In overtime games (single+double)	--	--	6-7	3-3
Leading with 2:00 left in regulation	13-1	3-1	121-8	53-4
Trailing with 2:00 left in regulation	0-5	0-3	8-52	3-33
Tied with 2:00 left in regulation	--	--	2-1	0-1
UM shoots 50% or better from field	7-0	2-0	49-5	16-2
UM shoots 40-49% from field	6-2	1-2	67-19	35-16
UM shoots under 40% from field	0-4	0-2	15-39	6-20
Opp. shoots 50% or better from field	1-1	1-1	8-20	4-12
Opp. shoots 40-49% from field	4-3	1-1	56-28	28-16
Opp. shoots under 40% from field	9-1	2-1	69-14	26-9
UM shoots 70% or better from the line	6-2	1-1	83-31	34-18
UM shoots less than 70% from the line	7-4	2-3	48-32	32-19
UM makes more 3-point FGs	6-4	1-3	68-27	31-21
UM makes fewer 3-point FGs	4-2	2-1	41-24	20-14
3-point FGs are even	3-0	--	13-5	6-3
Four or more Canes in double figures	8-1	1-0	65-13	25-9
Three Canes score in double figures	5-1	2-1	49-23	25-10
Two or less Canes score in double figures	0-4	0-3	17-27	7-19
UM outrebounds opponent	11-4	3-2	87-23	33-15
Opp. outrebounds UM	2-2	0-2	38-40	22-23
Tied in rebounds	--	--	5-0	2-0
UM records 10 or more steals	2-0	--	21-4	7-1
UM records 15 or more assists	5-1	1-1	39-3	16-2
UM commits less than 15 turnovers	7-3	1-2	112-52	50-32
UM commits 15 or more turnovers	6-3	2-2	23-6	5-6
UM commits less turnovers than opp.	6-0	1-0	72-23	32-12
UM commits more turnovers than opp.	7-4	2-2	47-27	19-18
Tied in turnovers	0-2	0-2	12-12	6-8
UM scores 59 points or less	0-4	0-2	9-30	5-19
UM scores between 60-69 points	1-1	0-1	37-21	20-9
UM scores between 70-79 points	8-1	2-1	53-11	21-9
UM scores between 80-89 points	2-0	1-0	21-1	7-1
UM scores between 90-99 points	2-0	--	10-0	3-0
UM scores 100 or more points	--	--	1-0	0-0
Playing during the morning (11 a.m.)	0-1	--	1-1	--
Playing during the afternoon	3-1	2-0	39-21	22-15
Playing in the evening (5 p.m. or later)	10-4	1-4	90-40	35-23
Games decided by three points or less	1-0	1-0	16-13	9-9
Games decided by four to 10 points	1-1	0-1	37-23	18-16
Games decided by 11-19 points	6-4	1-2	47-20	19-8
Games decided by more than 20 points	5-0	1-0	31-6	11-4

SINCE THE ARRIVAL OF COACH JIM LARRAÑAGA AT MIAMI IN 2011-12 ...

(only includes teams while in the ACC, not with previous conference affiliations)

- Miami won ACC Regular Season and ACC Tournament Championships in 2013.
- Miami has played in a pair of NCAA Sweet 16 games, in 2013 and 2016.
- Miami is one of four schools with seven-or-more wins in the ACC Tournament: North Carolina 10, NC State 8, Miami 7 and Florida State 7.
- Miami is one of six ACC schools with a winning record in the NCAA Tournament: Duke, Louisville, Miami, North Carolina, NC State and Notre Dame.
- Miami's seeds in the ACC Tournament have been No. 1, No. 3, No. 6 (2x) and No. 10.
- Miami is one of 10 ACC teams to make an NCAA tournament appearance.
- Miami played in the championship game of the NIT in 2015.
- ACC Selections: Two ACC Coach of the Year, one ACC Player of the Year, ACC Defensive Player of the Year, one ACC Tournament MVP, four ACC All-Tournament, one first-team All-ACC, two second-team All-ACC, four third-team All-ACC, six honorable mention All-ACC, one ACC All-Rookie Team and five ACC All-Defensive Team.
- Miami has the most lopsided win over Duke (27 points) and second-most lopsided wins over North Carolina (26 points) and Florida State (24 points) of any ACC team.
- Miami has won nine ACC games by 20-or-more points: Boston College (27, 22, 22 and 21), Duke (27), North Carolina (26), Pitt (26), Florida State (24) and Virginia Tech (24).
- Won at Cameron Indoor Stadium twice. Dealt Duke two of its six overall, and four ACC, losses by 16-plus points. Scored 90 points against Duke twice. Dealt Duke its last two of the last three regular-season losses by 16-or-more points: 27 (90-63) on Jan. 23, 2013 at Miami, and 16 (90-74) on Jan. 13, 2015 at Duke.
- All 20 seniors have earned academic degrees from UM: Garrius Adams, Raphael Akpejori, Rion Brown, Ivan Cruz Uceda, Julian Gamble, Malcolm Grant, Justin Heller, Tonye Jekiri, Reggie Johnson, DeQuan Jones, Kenny Kadji, Donnavan Kirk, Sheldon McClellan, Kamari Murphy, Trey McKinney Jones, Ryan Quigtar, Angel Rodriguez, Durand Scott, Erik Swoope and Joe Thomas.

In the five years prior to the arrival of Coach L (2006-11) ...

- Miami tied for the 10th-most ACC wins (29) in the league, tied with Georgia Tech (29), and ahead of NC State (25).
- Miami recorded 95 overall wins, seventh-most in the ACC.
- Miami's seeds in the ACC Tournament were No. 5, No. 8, No. 9 (2x) and No. 12.
- Miami was 1-14 combined vs. Duke and UNC.
- Miami had one first-team All-ACC, one second-team All-ACC, two third-team All-ACC, one honorable mention All-ACC, one ACC All-Rookie Team and one ACC All-Tournament Team selection.

COACH LARRAÑAGA'S MILESTONE VICTORIES

Victory	Date	Opponent	Score	School
50	02/10/88	Miami (Ohio)	65-59	Bowling Green
100	02/23/91	Kent State	84-57	Bowling Green
150	12/22/94	at Ohio State	59-50	Bowling Green
200	12/27/97	Northeastern	66-60	George Mason
250	12/20/00	Coastal Carolina	81-65	George Mason
300	12/02/03	East Carolina	76-65	George Mason
350	01/26/06	William & Mary	81-58	George Mason
400	02/27/08	William & Mary	68-59	George Mason
450	12/08/10	Loyola (Md.)	66-52	George Mason
500	01/05/12	at Georgia Tech	62-49	Miami
550	01/24/15	at Syracuse	66-62	Miami
600	1/14/17	at Pittsburgh	72-46	Miami
100th win at Miami		Co. of Charleston, 12/19/15	85-63	



THE LAST TIME ...

Player Scored 30 Points

Miami Sheldon McClellan (31), at Charlotte, 11/25/14
Opponent Seth Allen (31), vs. Virginia Tech, 3/10/16

Player Scored 35 Points

Miami Jack McClinton (35) vs. North Carolina, 3/15/09
Opponent Xavier Rathan-Mayes (35) Florida State, 2/25/15

Player Scored 40 Points

Miami Darius Rice (43) vs. Connecticut, 1/20/03
Opponent Sean Singletary (41), Virginia, 3/1/08

Two Players Scored 20 Points

Miami Ja'Quan Newton (21), Davon Reed (20), vs. NC State, 12/31/16
Opponent John Collins (27), Keyshawn Woods (20), at Wake Forest, 1/18/17

Three Players Scored 20 Points

Miami Dwayne Collins (23), Brian Asbury (21), Jack McClinton (20) vs. Virginia Tech, 1/25/09
Opponent Travis Mays (40), Alvin Hegggs (22), Lance Blanks (21), Texas, 2/22/89

Five (not 5+) Players Scored in Double Figures

Miami Ja'Quan Newton (18), Bruce Brown (15), Dewan Huell (11),
DJ Vasiljevic (11), Davon Reed (11) vs Penn, 11/19/16
Opponent Shawn Long (21), Jay Wright (13), Kasey Shepherd (12),
Bryce Washington (11), Devonta Walker (11) vs. Louisiana 11/16/15

Six (not 6+) Players Scored in Double Figures

Miami Davon Reed (19), Angel Rodriguez (18), Sheldon McClellan (16),
Ivan Cruz Uceda (13), Anthony Lawrence (12), Ja'Quan Newton (11)
vs. Louisiana 11/16/15

Seven+ Players Scored in Double Figures

Miami Sheldon McClellan (18), Ja'Quan Newton (15), James Palmer (14), Ebuka Izundu (11)
Angel Rodriguez (11), Ivan Cruz Uceda (10), Anthony Lawrence Jr. (10)
vs. Mississippi State 11/19/15

Player Grabbed 15 Rebounds

Miami Kamari Murphy (15), at Duke, 1/21/17
Opponent Brice Johnson (15) vs. North Carolina, 2/20/16

Two Players Grabbed 10 Rebounds

Miami Kamari Murphy (10), Dewan Huell (10), vs. FAU, 12/16/16
Opponent Tyler Roberson (11), Tyler Lydon (10), Syracuse, 1/2/16

Three Players Grabbed 10 Rebounds

Miami Mark Richardson (11), Eric Brown (10), Joe Wylie (10) vs. FIU, 3/6/89
Opponent Matt Harpring (12), Dion Glover (10), Michael Maddox (10), Georgia Tech, 12/2/7/97

Player Had 10 Assists

Miami Bruce Brown (10), vs. South Carolina State, 12/6/16
Opponent John Gillon (11), at Syracuse, 1/4/17

Player Had 10 Blocks

Miami Anthony King (10) vs. Florida Atlantic, 11/29/04
Opponent Jarvis Varnado (10), Mississippi State, 12/13/07

Player Had a Double-Double

Miami Kamari Murphy (11 pts, 10 reb), vs. NC State, 12/31/16
Opponent Andrew White III (22 pts, 10 reb), at Syracuse, 1/4/17

Player Had a Triple-Double

Miami Bruce Brown (11 pts, 11 reb, 10 ast), vs. South Carolina State, 12/6/16
Opponent Brendan Haywood (18 pts, 14 reb, 10 blks), North Carolina, 12/4/00

Two Players Had Double-Doubles

Miami Kamari Murphy (11 pts, 13 reb) and Davon Reed (10 pts, 12 reb) vs. Buffalo, 3/17/16
Opponent Brice Johnson (22 pts, 11 rebs) & J.P. Tokoto (10 pts, 10 rebs), North Carolina, 2/28/15

Team Scored 100 Points

Miami 105 vs. Mississippi State, 11/19/15
Opponent 105, North Carolina, 1/31/07

Team Scored 90-99 Points

Miami 94, at North Florida, 11/16/16
Opponent 96, at Wake Forest, 1/18/17

Team Scored 50 Points in a Half

Miami 51 (2nd half) vs. Western Carolina, 11/11/16
Opponent 55 (2nd half) vs. Boston College, 1/25/17

Team Shot 50 Percent in Both Halves

Miami .519 (14-27) / .592 (16-27), at Pittsburgh, 1/14/17
Opponent .533 (16-30) / .636 (14-22), at Wake Forest, 1/18/17

Team Shot 60 Percent in a Half

Miami .62.5 (15-24), second half, vs. Stanford, 11/24/16
Opponent .606 (20-33), second half, vs. Boston College, 1/25/17

Team Shot 70 Percent in a Half

Miami .739 (17-23), first half, at Florida State, 2/13/13

Team Shot 60 Percent in a Game

Miami .638 (30-47), at Florida State, 2/13/13
Opponent .627 (32-51), Villanova, 3/24/16

Team Shot Less Than 30 Percent in a Game

Miami .293 (12-41), vs. Eastern Kentucky, 12/19/14
Opponent .290 (18-62), vs. South Carolina State, 12/6/16

Team Won by 50+ Points

Miami 50, vs. Nova Southeastern, 11/16/09
Opponent 53, by Notre Dame, 2/22/86

Team won by 40-49 Points

Miami 49, vs. Western Carolina, 11/11/16
Opponent 41, at North Carolina, 1/31/07

Team Won by 30-39 Points

Miami 36, vs. South Carolina State, 12/6/16
Opponent 32, at Charlotte (11/28/00)

Overtime

Miami won in overtime 77-72 (OT) at Nebraska, 12/01/15
Miami lost in overtime 66-64 (OT) vs. Stanford, 4/2/15, NIT Championship

Rankings

Miami defeated a ranked opponent 73-65 vs. No. 11 Louisville, 2/27/16
Miami lost to a ranked opponent 70-58 at No. 18 Duke, 1/21/17
Miami defeated a top 5 opponent 64-61 vs. No. 3 Virginia, 2/22/16
Miami lost to a top 5 opponent 73-68 vs. No. 4 Virginia, 3/11/16

THE LAST TIME A MIAMI FRESHMAN ...

Scored 26+ Points: Durand Scott, 29, vs. North Carolina, 3/02/10
Scored 20-25 Points: Deandre Burnett, 21, vs. Green Bay, 12/6/14
Perfect from Field (5+ att): Reggie Johnson (RS), 8-of-8, vs. Wake Forest, 3/11/10
Perfect from 3-Pt (3+ att): Anthony Lawrence, 4-of-4, vs. Notre Dame, 2/3/16
10+ Rebounds: Bruce Brown, 12, vs. George Washington, 12/22/16
10+ Assists: Bruce Brown, 10, vs. South Carolina State, 12/6/16
5-9 Assists: Bruce Brown, 6, 12, at Duke, 1/21/17
5+ Steals: Shane Larkin, 6, vs. North Carolina, 01/10/12
4+ Blocks: Raphael Akpejori, 4, McNeese State, 11/24/10
Double-Double: Bruce Brown (14 pts, 12 reb), vs. George Washington, 12/22/16
Triple-Double: Bruce Brown (11 pts, 11 reb, 10 ast), vs. South Carolina State, 12/6/16



JIM LARRAÑAGA

Head Coach, Sixth Season
Providence, 1971

HEAD COACH

2011-pres.	Miami
1997-2011	George Mason
1986-97	Bowling Green
1977-79	American International
Assistant Coach	
1979-86	Virginia
1971-76	Davidson
Player / Coach	
1977	Geronemo Basketball Club (Belgium)

NCAA APPEARANCES

1999 - George Mason
2001 - George Mason
2006 - George Mason (Final Four)
2008 - George Mason
2011 - George Mason
2013 - Miami (Sweet 16)
2016 - Miami (Sweet 16)

NIT APPEARANCES

1990 - Bowling Green
1991 - Bowling Green
1997 - Bowling Green
2002 - George Mason
2004 - George Mason
2009 - George Mason
2012 - Miami
2015 - Miami (Championship game)

PLAYING CAREER

Geronemo Basketball Club (Belgium) 1976-77
Providence College, 1967-71
Archbishop Molloy High School, 1963-67

COACHING HONORS

AP, Naismith, Iba, Rupp Coach of the Year, 2013
NABC All-District II, 2013
USBWA District IV Coach of the Year, 2013, 2016
Clair Bee National Coach of the Year, 2006
ACC Coach of the Year, 2013, 2016
CAA Coach of the Year, 2011, 1999
MAC Coach of the Year, 1997
Seven NCAA tournament appearances: 2016, 2013, 2011, 2008, 2006, 2001, 1999
Eight postseason NIT appearances: 2015, 2012, 2009, 2004, 2002, 1997, 1991, 1990
Ten 20-win seasons

PERSONAL

Hometown Bronx, N.Y.
Born Oct. 2, 1949
Family Wife: Liz
Sons: Jay and Jon
Grandchildren: Tia, James, Jon Temple and Henry
Education Providence College, 1971, B.A. Economics
Archbishop Molloy High School, 1967

NOTABLE COLLEGE PLAYERS COACHED

Sheldon McClellan (Miami) - All-ACC Second Team, ACC Tournament Second Team
Shane Larkin (Miami) - NBA first round draft pick (18th overall), ACC Player of the Year, ACC Tournament MVP, finalist for Cousy, Naismith & Wooden awards, All-ACC First Team and All-ACC Defensive Team, Lute Olson National Player of the Year, AP and NABC All-American (Second team), Sporting News All-American (Third), ESPN, Wooden, Olson and Driesell Defensive All-American, USBWA All-District, Basketball Times All-District
Durand Scott (Miami) - ACC Defensive Player of the Year, ACC Tournament First Team, All-ACC Third Team
George Evans (George Mason) - Three-time CAA Player of the Year, CAA Rookie of the Year, three-time CAA Defensive Player of the Year, three-time CAA All-Defensive Team
Antonio Daniels (Bowling Green) - MAC Player of the Year, MAC Freshman of the Year

WINNINGEST ACTIVE COACHES AT MAJOR SCHOOLS

*Totals listed are prior to the 2016-17 season
List compiled from "wins vs. major schools" on sports-reference.com

Rank	Coach	*Wins
1.	Mike Krzyzewski, Duke	1,043
2.	Jim Boeheim, Syracuse	884
3.	Roy Williams, North Carolina	783
4.	Rick Pitino, Louisville	743
5.	Bob Huggins, West Virginia	719
6.	Cliff Ellis, Coastal Carolina	715
7.	John Calipari, Kentucky	662
8.	Rick Barnes, Tennessee	619
9.	Bill Self, Kansas	592
10.	Dana Altman, Oregon	564
11.	Jim Larrañaga, Miami	560
12.	Tubby Smith, Memphis	557
13.	Steve Fisher, San Diego State	552
14.	Fran Dunphy, Temple	524
15.	Tom Izzo, Michigan State	524

LARRAÑAGA YEAR-BY-YEAR

Year	School	Overall		Conference		Post Season
		W-L	W-L	Finish	Season	
1977-78	American International	14-13				
1978-79	American International	13-13				
1986-87	Bowling Green	15-14	10-6	3		
1987-88	Bowling Green	12-16	7-9	t-5		
1988-89	Bowling Green	13-15	6-10	t-6		
1989-90	Bowling Green	18-11	9-7	t-3	NIT 0-1	
1990-91	Bowling Green	17-13	9-7	t-4	NIT 0-1	
1991-92	Bowling Green	14-15	8-8	5		
1992-93	Bowling Green	11-16	8-10	t-6		
1993-94	Bowling Green	18-10	12-6	t-2		
1994-95	Bowling Green	16-11	10-8	t-5		
1995-96	Bowling Green	14-13	9-9	t-6		
1996-97	Bowling Green	22-10	13-5	t-1	NIT 0-1	
1997-98	George Mason	9-18	6-10	6		
1998-99	George Mason	19-11	13-3	1	NCAA 0-1	
1999-00	George Mason	19-11	12-4	t-1		
2000-01	George Mason	18-12	11-5	3	NCAA 0-1	
2001-02	George Mason	19-10	13-5	2	NIT 0-1	
2002-03	George Mason	16-12	11-7	4		
2003-04	George Mason	23-10	12-6	3	NIT 2-1	
2004-05	George Mason	16-13	10-8	6		
2005-06	George Mason	27-8	15-3	t-1	NCAA 4-1	
2006-07	George Mason	18-15	9-9	5		
2007-08	George Mason	23-11	12-6	2	NCAA 0-1	
2008-09	George Mason	22-11	13-5	2	NIT 0-1	
2009-10	George Mason	17-15	12-6	4	CIT 0-1	
2010-11	George Mason	27-7	16-2	1	NCAA 1-1	
2011-12	Miami	20-13	9-7	t-4	NIT 1-1	
2012-13	Miami	29-7	15-3	1	NCAA 2-1	
2013-14	Miami	17-16	7-11	10		
2014-15	Miami	25-13	10-8	6	NIT 4-1	
2015-16	Miami	27-8	13-5	t-2	NCAA 2-1	
2016-17	Miami	13-6	3-4			
Overall		601-397	323-202	16-16		

	NCAA	9-7
	NIT	7-8
	CIT	0-1

Years	Team	Record	W/L Pct.
2 years	American International	27-26	.509
11 years	Bowling Green	170-144	.541
14 years	George Mason	273-164	.625
6th year	Miami	131-63	.675
33rd year		601-397	.602

WINNINGEST COACHES AT MAJOR SCHOOLS

*Totals listed are prior to the 2016-17 season

	Name	*Total Wins
1.	Mike Krzyzewski	1,043
2.	Jim Boeheim	884
3.	Bob Knight	899
4.	Dean Smith	879
5.	Jim Calhoun	877
6.	Adolph Rupp	876
7.	Eddie Sutton	806
8.	Lefty Driesell	786
9.	Roy Williams	783
10.	Lute Olson	776
11.	Lou Henson	775
12.	Jerry Tarkanian	761
13.	E.A. Diddle	759
14.	Hank Iba	752
15.	Rick Pitino	743
16.	Ray Meyer	724
17.	Phog Allen	719
	Don Haskins	719
	Bob Huggins	719
20.	Cliff Ellis	715
21.	Mike Montgomery	676
22.	Denny Crum	675
23.	Ralph Miller	674
24.	Gary Williams	668
25.	John Wooden	664
26.	John Calipari	662
27.	Hugh Durham	634
	Norm Stewart	634
29.	Stew Morrill	620
30.	Rick Barnes	619
31.	Billy Tubbs	609
32.	Slats Gill	599
33.	Tom Davis	597
34.	John Thompson	596
35.	Thomas Penders	594
36.	Guy Lewis	592
	Bill Self	592
38.	Lon Kruger	590
39.	Bobby Cremins	586
40.	Gale Catlett	565
41.	Dana Altman	564
42.	Jim Larrañaga	560
43.	Tony Hinkle	558
	Norm Sloan	558
45.	Tubby Smith	557
46.	Steve Fisher	552
47.	Gene Keady	550
48.	Frank McGuire	549
49.	Dave Bliss	526
	Lou Carnesecca	526

Official Basketball Box Score -- Game Totals -- Final Statistics

Barry 62

Table with columns: Player, FG, 3-PT, FT, Rebounds, PF, TP, A To Bk, Stl, Min. Lists player stats for Barry 62.

FG % 1st Half: 10-32 31.3% 2nd Half: 10-28 35.7% 3FG % 1st Half: 5-14 35.7% 2nd Half: 8-21 38.1% FT % 1st Half: 6-8 75.0% 2nd Half: 3-4 75.0%

Miami 73

Table with columns: Player, FG, 3-PT, FT, Rebounds, PF, TP, A To Bk, Stl, Min. Lists player stats for Miami 73.

FG % 1st Half: 14-25 56.0% 2nd Half: 11-23 47.8% 3FG % 1st Half: 4-7 57.1% 2nd Half: 5-15 33.3% FT % 1st Half: 8-11 72.7% 2nd Half: 10-15 66.7%

Officials: Loue Andrankako, Jeff Nichols, Trey Styons Technical fouls: Barry-None, Miami-None Attendance: 6542

Score by periods table with columns: 1st, 2nd, Total. Shows scores for Barry and Miami.

Barry FG - Barry MB led for 00:00, UF led for 39:12. Largest lead - Barry MB led for 00:00, UF led for 39:12. Game was tied for 00:24.

Official Basketball Box Score -- Game Totals -- Final Statistics

Western Carolina vs Miami

Table with columns: Player, FG, 3-PT, FT, Rebounds, PF, TP, A To Bk, Stl, Min. Lists player stats for Western Carolina vs Miami.

FG % 1st Half: 8-35 22.9% 2nd Half: 9-32 28.1% 3FG % 1st Half: 2-15 13.3% 2nd Half: 5-18 27.8% FT % 1st Half: 0-1 0.0% 2nd Half: 4-2 100.0%

Miami 92 • 1-0

Table with columns: Player, FG, 3-PT, FT, Rebounds, PF, TP, A To Bk, Stl, Min. Lists player stats for Miami 92.

FG % 1st Half: 14-33 42.4% 2nd Half: 17-29 58.6% 3FG % 1st Half: 4-9 44.4% 2nd Half: 1-4 25.0% FT % 1st Half: 9-15 60.0% 2nd Half: 2-1 0.0%

Officials: Bill Covington Jr., Sean Hill, Bill McCarthy Technical fouls: Western Carolina-None, Miami-None Attendance: 6542

Score by periods table with columns: 1st, 2nd, Total. Shows scores for Western Carolina and Miami.

Barry FG - WCU led for 00:00, UF led for 38:00. Game was tied for 00:00.

Official Basketball Box Score -- Game Totals -- Final Statistics

Miami vs North Florida

Table with columns: Player, FG, 3-PT, FT, Rebounds, PF, TP, A To Bk, Stl, Min. Lists player stats for Miami vs North Florida.

FG % 1st Half: 19-37 51.4% 2nd Half: 19-31 61.1% 3FG % 1st Half: 6-11 54.5% 2nd Half: 9-9 100.0% FT % 1st Half: 4-7 57.1% 2nd Half: 9-9 100.0%

North Florida 56 • 1-2

Table with columns: Player, FG, 3-PT, FT, Rebounds, PF, TP, A To Bk, Stl, Min. Lists player stats for North Florida 56.

FG % 1st Half: 8-27 29.6% 2nd Half: 17-34 50.0% 3FG % 1st Half: 1-9 11.1% 2nd Half: 6-14 42.9% FT % 1st Half: 3-3 100.0% 2nd Half: 4-8 50.0%

Officials: Jeffery Anderson, John Higgins, Alfred Smith Technical fouls: Miami-Davon Reed, North Florida-DAVENPORT, Chris. Attendance: 3148

Score by periods table with columns: 1st, 2nd, Total. Shows scores for Miami and North Florida.

Last FG - UF led for 00:00, UF led for 00:00. Largest lead - UF led for 00:00, UF led for 00:00. Game was tied for 00:24.

Official Basketball Box Score -- Game Totals -- Final Statistics

Miami vs Miami

Table with columns: Player, FG, 3-PT, FT, Rebounds, PF, TP, A To Bk, Stl, Min. Lists player stats for Miami vs Miami.

FG % 1st Half: 9-28 32.1% 2nd Half: 13-28 46.4% 3FG % 1st Half: 3-13 23.1% 2nd Half: 6-10 60.0% FT % 1st Half: 3-3 100.0% 2nd Half: 7-11 63.6%

Miami 74 • 3-0

Table with columns: Player, FG, 3-PT, FT, Rebounds, PF, TP, A To Bk, Stl, Min. Lists player stats for Miami 74.

FG % 1st Half: 12-36 33.3% 2nd Half: 16-26 61.5% 3FG % 1st Half: 5-13 38.5% 2nd Half: 5-12 41.7% FT % 1st Half: 3-3 100.0% 2nd Half: 9-10 90.0%

Officials: Ted Valentine, Patrick Adams, Bert Smith Technical fouls: Penn-None, Miami-None Attendance: 6753

Score by periods table with columns: 1st, 2nd, Total. Shows scores for Miami.

Last FG - PENN led for 02:48, UF led for 02:48. Largest lead - PENN by 14-16:13, UF by 23:00:08. PENN led for 02:12. UF led for 33:49. Game was tied for 02:59.

Official Basketball Box Score -- Game Totals -- Final Statistics

STANFORD vs Miami

Table with columns: Player, FG, 3-PT, FT, Rebounds, PF, TP, A To Bk, Stl, Min. Lists player stats for STANFORD vs Miami.

FG % 1st Half: 11-27 40.7% 2nd Half: 10-24 41.7% 3FG % 1st Half: 3-7 42.9% 2nd Half: 4-9 44.4% FT % 1st Half: 2-2 100.0% 2nd Half: 6-9 66.7%

Miami 67 • 4-1

Table with columns: Player, FG, 3-PT, FT, Rebounds, PF, TP, A To Bk, Stl, Min. Lists player stats for Miami 67.

FG % 1st Half: 8-26 30.8% 2nd Half: 12-24 50.0% 3FG % 1st Half: 3-7 42.9% 2nd Half: 3-10 30.0% FT % 1st Half: 4-6 66.7% 2nd Half: 10-14 71.4%

Officials: Karl Hess, Terry Wymer, Ron Tyburski Technical fouls: STANFORD-None, Miami-None Attendance: 2436

Score by periods table with columns: 1st, 2nd, Total. Shows scores for STANFORD and Miami.

Last FG - STANFORD led for 02:06, UF led for 02:06. Largest lead - STANFORD by 9-10:59, UF by 14:20:02. STANFORD led for 02:30. UF led for 12:32. Game was tied for 06:56.

Official Basketball Box Score -- Game Totals -- Final Statistics

Iowa State vs Miami

Table with columns: Player, FG, 3-PT, FT, Rebounds, PF, TP, A To Bk, Stl, Min. Lists player stats for Iowa State vs Miami.

FG % 1st Half: 12-30 40.0% 2nd Half: 13-31 41.9% 3FG % 1st Half: 6-9 66.7% 2nd Half: 7-11 63.6% FT % 1st Half: 7-7 100.0% 2nd Half: 10-10 100.0%

Miami 56 • 4-1

Table with columns: Player, FG, 3-PT, FT, Rebounds, PF, TP, A To Bk, Stl, Min. Lists player stats for Miami 56.

FG % 1st Half: 10-25 40.0% 2nd Half: 12-31 38.7% 3FG % 1st Half: 2-9 22.2% 2nd Half: 7-11 63.6% FT % 1st Half: 9-9 100.0% 2nd Half: 10-10 100.0%

Officials: James Breeding, Tim Nestor, Brent Hampton Technical fouls: Iowa State-Miami, Miami-None Attendance: 4360

Score by periods table with columns: 1st, 2nd, Total. Shows scores for Iowa State and Miami.

Last FG - ISU led for 02:00, UF led for 02:00. Largest lead - ISU by 21:00:00, UF by 5:10:08. ISU led for 31:15. UF led for 05:57. Game was tied for 02:48.

Official Basketball Box Score -- Game Totals -- Final Statistics

Miami vs Florida

Table with columns: Player, FG, 3-PT, FT, Rebounds, PF, TP, A To Bk, Stl, Min. Lists player stats for Miami vs Florida.

FG % 1st Half: 11-29 37.9% 2nd Half: 12-32 37.5% 3FG % 1st Half: 2-7 28.6% 2nd Half: 4-14 28.6% FT % 1st Half: 6-9 66.7% 2nd Half: 0-0 0.0%

Florida 65 • 6-1

Table with columns: Player, FG, 3-PT, FT, Rebounds, PF, TP, A To Bk, Stl, Min. Lists player stats for Florida 65.

FG % 1st Half: 13-28 46.4% 2nd Half: 11-24 45.8% 3FG % 1st Half: 3-7 42.9% 2nd Half: 3-9 33.3% FT % 1st Half: 5-8 62.5% 2nd Half: 9-12 75.0%

Officials: Zolton Steed, Brent Hampton, Chris Beaver Technical fouls: Miami-None, Florida-None Attendance: 6753

Score by periods table with columns: 1st, 2nd, Total. Shows scores for Miami and Florida.

Last FG - UF led for 00:40, UF led for 01:28. Largest lead - UF by 8-10:14:50, UF by 10:20:07. UF led for 17:52. UF led for 18:31. Game was tied for 03:17.

Official Basketball Box Score -- Game Totals -- Final Statistics

Rutgers vs Miami

Table with columns: Player, FG, 3-PT, FT, Rebounds, PF, TP, A To Bk, Stl, Min. Lists player stats for Rutgers vs Miami.

FG % 1st Half: 10-32 31.3% 2nd Half: 13-31 41.9% 3FG % 1st Half: 0-6 0.0% 2nd Half: 3-10 30.0% FT % 1st Half: 8-10 80.0% 2nd Half: 4-6 66.7%

Miami 73 • 5-2

Table with columns: Player, FG, 3-PT, FT, Rebounds, PF, TP, A To Bk, Stl, Min. Lists player stats for Miami 73.

FG % 1st Half: 10-32 31.3% 2nd Half: 13-31 41.9% 3FG % 1st Half: 0-6 0.0% 2nd Half: 3-10 30.0% FT % 1st Half: 8-10 80.0% 2nd Half: 4-6 66.7%

Officials: Tim Cloughery, Tim Nestor, Ted Valentine Technical fouls: Rutgers-None, Miami-None Attendance: 7064

Score by periods table with columns: 1st, 2nd, Total. Shows scores for Rutgers and Miami.

Last FG - Rutgers led for 00:21, UF led for 39:11. Rutgers led for 00:21. UF led for 39:11. Game was tied for 00:28.

Official Basketball Box Score -- Game Totals -- Final Statistics

Wofford vs Miami

Table with columns: Player, FG, 3-PT, FT, Rebounds, PF, TP, A To Bk, Stl, Min. Lists player stats for Wofford vs Miami.

FG % 1st Half: 10-31 32.3% 2nd Half: 11-27 40.9% 3FG % 1st Half: 2-13 15.4% 2nd Half: 3-10 30.0% FT % 1st Half: 2-2 100.0% 2nd Half: 16-13 61.5%

Miami 74 • 6-2

Table with columns: Player, FG, 3-PT, FT, Rebounds, PF, TP, A To Bk, Stl, Min. Lists player stats for Miami 74.

FG % 1st Half: 15-26 57.7% 2nd Half: 9-22 40.9% 3FG % 1st Half: 3-6 50.0% 2nd Half: 4-9 44.4% FT % 1st Half: 3-5 60.0% 2nd Half: 16-16 100.0%

Officials: Bill McCarthy, Loue Andrankako, Justin Porterfield Technical fouls: Wofford-None, Miami-None Attendance: 6753

Score by periods table with columns: 1st, 2nd, Total. Shows scores for Wofford and Miami.

Last FG - Wofford led for 01:33, UF led for 01:33. Largest lead - Wofford led for 01:33, UF led for 01:33. Game was tied for 03:16.

Official Basketball Box Score -- Game Totals -- Final Statistics

South Carolina State vs Miami
12-06-16 7:02 PM at Watson Center | Coral Gables, Fla.

Box score table for South Carolina State vs Miami. Columns include Player, FG, 3-P, FT, Rebounds, PF, TP, A To Bk, Stl, Min. Totals: 18-62, 4-14, 6-8, 13, 18, 31, 14, 46, 6, 10, 2, 5, 200.

FG % 1st Half: 6-27 22.2% 2nd Half: 12-35 34.3%
3FG % 1st Half: 2-5 40.0% 2nd Half: 2-9 22.2%
FT % 1st Half: 0-0 0.0% 2nd Half: 6-8 75.0%

Miami 76 - 7-2

Box score table for Miami. Columns include Player, FG, 3-P, FT, Rebounds, PF, TP, A To Bk, Stl, Min. Totals: 31-58, 10-25, 10-16, 13, 32, 45, 12, 82, 24, 12, 7, 6, 200.

FG % 1st Half: 17-30 56.7% 2nd Half: 14-28 50.0%
3FG % 1st Half: 5-11 45.5% 2nd Half: 5-12 41.7%
FT % 1st Half: 3-4 75.0% 2nd Half: 7-8 87.5%

Officials: Tony Greene, Sean Hull, Raymond Stoyars Jr.
Technical Fouls: South Carolina State-RICHARDSON, James-Miami-None.

Score by periods table for Miami game. Columns: 1st, 2nd, Total. Totals: 34, 32, 66.

Last FG - SCUM 2nd-00:50, UM 2nd-02:59.
Largest lead - SCUM None, UM by 39 2nd-02:59.

Official Basketball Box Score -- Game Totals -- Final Statistics

Florida Atlantic vs Watson Center | Coral Gables, Fla.
12-16-16 7 p.m. at Watson Center | Coral Gables, Fla.

Box score table for Florida Atlantic vs Watson Center. Columns include Player, FG, 3-P, FT, Rebounds, PF, TP, A To Bk, Stl, Min. Totals: 19-57, 3-17, 15-18, 9, 20, 29, 19, 56, 7, 9, 3, 4, 200.

FG % 1st Half: 6-25 24.0% 2nd Half: 13-32 40.6%
3FG % 1st Half: 1-7 14.3% 2nd Half: 2-10 20.0%
FT % 1st Half: 11-13 84.6% 2nd Half: 4-8 50.0%

Miami 76 - 8-2

Box score table for Miami. Columns include Player, FG, 3-P, FT, Rebounds, PF, TP, A To Bk, Stl, Min. Totals: 25-55, 8-19, 18-27, 16, 32, 44, 18, 76, 13, 12, 3, 7, 200.

FG % 1st Half: 13-26 50.0% 2nd Half: 12-29 41.4%
3FG % 1st Half: 5-11 45.5% 2nd Half: 3-10 30.0%
FT % 1st Half: 10-12 83.3% 2nd Half: 8-15 53.3%

Officials: James Luckie, Mike Stuart, Bert Smith
Technical Fouls: Florida Atlantic-NONE, Miami-NONE.

Score by periods table for Miami game. Columns: 1st, 2nd, Total. Totals: 34, 32, 66.

Last FG - FAU 2nd-00:45, UM 2nd-00:50.
Largest lead - FAU by 2 1st-16:15, UM by 25 2nd-03:30.

Official Basketball Box Score -- Game Totals -- Final Statistics

Columbia vs Miami
12-28-16 7 p.m. at Watson Center | Coral Gables, Fla.

Box score table for Columbia vs Miami. Columns include Player, FG, 3-P, FT, Rebounds, PF, TP, A To Bk, Stl, Min. Totals: 26-55, 4-11, 11-16, 4, 20, 24, 19, 67, 18, 16, 1, 9, 200.

FG % 1st Half: 13-27 48.1% 2nd Half: 13-28 46.4%
3FG % 1st Half: 6-13 46.2% 2nd Half: 4-11 36.4%
FT % 1st Half: 2-5 40.0% 2nd Half: 9-11 81.8%

Miami 78 - 10-2

Box score table for Miami. Columns include Player, FG, 3-P, FT, Rebounds, PF, TP, A To Bk, Stl, Min. Totals: 29-53, 8-20, 12-21, 10, 24, 34, 18, 78, 15, 20, 7, 10, 200.

FG % 1st Half: 15-26 57.7% 2nd Half: 14-27 51.9%
3FG % 1st Half: 6-13 46.2% 2nd Half: 4-11 36.4%
FT % 1st Half: 5-9 55.6% 2nd Half: 7-12 58.3%

Officials: Raymond Stoyars Jr., Ted Valentine, AJ Desai
Technical Fouls: Columbia-NONE, Miami-NONE.

Score by periods table for Miami game. Columns: 1st, 2nd, Total. Totals: 31, 37, 68.

Last FG - CD 2nd-02:22, UM 2nd-00:40.
Largest lead - CD by 3 1st-10:47, UM by 23 1st-10:27.

Official Basketball Box Score -- Game Totals -- Final Statistics

NC State vs Miami
12-31-16 4:35 p.m. at Watson Center | Coral Gables, Fla.

Box score table for NC State vs Miami. Columns include Player, FG, 3-P, FT, Rebounds, PF, TP, A To Bk, Stl, Min. Totals: 31-65, 6-20, 13-23, 11-18, 13, 20, 33, 20, 63, 11, 15, 1, 3, 200.

FG % 1st Half: 16-33 48.5% 2nd Half: 15-32 46.9%
3FG % 1st Half: 4-12 33.3% 2nd Half: 2-8 25.0%
FT % 1st Half: 5-9 55.6% 2nd Half: 8-14 57.1%

Miami 81 - 11-2 (1-0)

Box score table for Miami. Columns include Player, FG, 3-P, FT, Rebounds, PF, TP, A To Bk, Stl, Min. Totals: 31-65, 6-20, 13-23, 11-18, 13, 20, 33, 20, 63, 11, 15, 1, 3, 200.

FG % 1st Half: 16-33 48.5% 2nd Half: 15-32 46.9%
3FG % 1st Half: 4-12 33.3% 2nd Half: 2-8 25.0%
FT % 1st Half: 5-9 55.6% 2nd Half: 8-14 57.1%

Officials: Jerry Heater, Tim Nestor, James Bredwing
Technical Fouls: NC State-NONE, Miami-NONE.

Score by periods table for Miami game. Columns: 1st, 2nd, Total. Totals: 32, 31, 63.

Last FG - ST 2nd-00:22, UM 2nd-01:00.
Largest lead - ST by 2 1st-19:03, UM by 20 2nd-01:00.

Official Basketball Box Score -- Game Totals -- Final Statistics

Notre Dame vs Miami
01-12-17 7 p.m. at Watson Center | Coral Gables, Fla.

Box score table for Notre Dame vs Miami. Columns include Player, FG, 3-P, FT, Rebounds, PF, TP, A To Bk, Stl, Min. Totals: 25-67, 5-20, 12-14, 10, 24, 38, 11, 67, 15, 6, 1, 9, 200.

FG % 1st Half: 12-23 52.2% 2nd Half: 13-34 38.2%
3FG % 1st Half: 4-13 30.8% 2nd Half: 4-13 30.8%
FT % 1st Half: 6-10 60.0% 2nd Half: 12-14 85.7%

Miami 62 - 11-4 (1-2)

Box score table for Miami. Columns include Player, FG, 3-P, FT, Rebounds, PF, TP, A To Bk, Stl, Min. Totals: 24-63, 6-18, 8-14, 19, 28, 47, 12, 62, 7, 13, 12, 3, 200.

FG % 1st Half: 10-28 35.7% 2nd Half: 14-35 40.0%
3FG % 1st Half: 3-8 37.5% 2nd Half: 3-10 30.0%
FT % 1st Half: 5-10 50.0% 2nd Half: 4-14 28.6%

Officials: Doug Shores, Michael Roberts, John Higgins
Technical Fouls: Notre Dame-NONE, Miami-NONE.

Score by periods table for Miami game. Columns: 1st, 2nd, Total. Totals: 28, 34, 62.

Last FG - ND 2nd-00:00, UM 2nd-02:13.
Largest lead - ND by 11 2nd-09:58, UM by 16 1st-13:35.

Official Basketball Box Score -- Game Totals -- Final Statistics

Miami vs Pitt
01-14-17 10:00 PM at Petersen Events Center (Pittsburgh, Pa.)

Box score table for Miami vs Pitt. Columns include Player, FG, 3-P, FT, Rebounds, PF, TP, A To Bk, Stl, Min. Totals: 30-54, 10-21, 2-3, 8, 29, 37, 14, 72, 17, 18, 6, 6, 200.

FG % 1st Half: 14-27 51.9% 2nd Half: 16-27 59.3%
3FG % 1st Half: 6-12 50.0% 2nd Half: 4-9 44.4%
FT % 1st Half: 2-2 100.0% 2nd Half: 0-1 0.0%

Pitt 46 - (12-6, 4-ACC)

Box score table for Pitt. Columns include Player, FG, 3-P, FT, Rebounds, PF, TP, A To Bk, Stl, Min. Totals: 18-53, 5-17, 5-8, 8, 15, 23, 7, 46, 9, 14, 1, 3, 200.

FG % 1st Half: 12-30 40.0% 2nd Half: 6-23 26.1%
3FG % 1st Half: 4-12 33.3% 2nd Half: 3-9 33.3%
FT % 1st Half: 0-0 0.0% 2nd Half: 5-8 62.5%

Officials: James Luckie (R), Matt Potter, Mark Schurr
Technical Fouls: Miami-NONE, Pitt-NONE.

Score by periods table for Pitt game. Columns: 1st, 2nd, Total. Totals: 36, 36, 72.

Last FG - UM 2nd-02:21, UP 2nd-01:57.
Largest lead - UM by 28 2nd-02:21, UP by None.

Official Basketball Box Score -- Game Totals -- Final Statistics

George Washington vs Miami
12-22-16 7:00 at Watson Center

Box score table for George Washington vs Miami. Columns include Player, FG, 3-P, FT, Rebounds, PF, TP, A To Bk, Stl, Min. Totals: 23-56, 7-22, 11-15, 13, 22, 35, 14, 64, 11, 12, 3, 5, 200.

FG % 1st Half: 11-24 45.8% 2nd Half: 12-32 37.5%
3FG % 1st Half: 4-10 40.0% 2nd Half: 5-12 25.0%
FT % 1st Half: 4-5 80.0% 2nd Half: 7-10 70.0%

Miami 72 - 9-2 (0-0)

Box score table for Miami. Columns include Player, FG, 3-P, FT, Rebounds, PF, TP, A To Bk, Stl, Min. Totals: 25-57, 7-14, 15-19, 12, 22, 34, 14, 72, 10, 6, 3, 7, 200.

FG % 1st Half: 15-31 48.4% 2nd Half: 10-26 38.5%
3FG % 1st Half: 4-10 40.0% 2nd Half: 5-12 25.0%
FT % 1st Half: 2-2 100.0% 2nd Half: 13-17 76.5%

Officials: Mike Eades, Ed Corbett, Clarence Armstrong
Technical Fouls: George Washington-NONE, Miami-NONE.

Score by periods table for Miami game. Columns: 1st, 2nd, Total. Totals: 30, 34, 64.

Last FG - GW 2nd-00:27, UM 2nd-01:01.
Largest lead - UM by 4 1st-10:39, SU by 21 1st-08:35.



Official Basketball Box Score -- Game Totals -- Final Statistics
Miami vs Duke
01-21-17 8:20 p.m. at Cameron Indoor Stadium (Durham, N.C.)

Miami 58 • 12-6, 2-4

#	Player	Total			3-Ptr			Rebounds			PF	TP	A	TO	Bk	Stl	Min
		FG	FGA	FT	FTA	FG	FGA	FT	FTA	Off							
25	Dewan Huell	r	3-5	0-0	1-3	3	0	3	3	7	0	3	0	0	0	26	
21	Kamari Murphy	r	2-7	0-0	0-1	7	8	15	2	4	1	3	2	0	0	27	
00	Ja'Quan Newton	g	5-13	0-1	3-6	0	3	3	13	1	4	0	1	3	3	33	
05	Davon Reed	g	6-13	5-8	2-2	0	4	4	2	19	1	4	0	3	4	40	
11	Bruce Brown	g	6-10	2-3	1-1	0	5	5	15	6	1	1	2	3	8	28	
02	Mike Robinson	g	0-0	0-0	0-0	0	0	0	0	0	0	0	0	0	0	0+	
03	Anthony Lawrence	g	0-3	0-2	0-0	0	0	0	4	0	0	0	0	0	0	14	
04	DJ Vasiljevic	g	2-2	0-2	0-0	0	1	1	1	0	0	1	0	0	0	8	
15	Ebuka Izundu	g	0-2	0-0	0-2	1	1	2	1	0	1	1	0	0	0	14	
35	Chris Stowell	g	0-0	0-0	0-0	0	0	0	0	0	0	0	0	0	0	0+	
	Team					1	2	3							1		
	Totals		22-55	7-16	7-15	12	24	36	18	58	10	18	3	6	200		

FG % 1st Half: 14-32 43.8% 2nd half: 8-23 34.8% Game: 22-55 40.0% Deadball Rebounds: 2+
 3FG % 1st Half: 6-12 50.0% 2nd half: 1-4 25.0% Game: 7-16 43.8%
 FT % 1st Half: 2-8 25.0% 2nd half: 5-7 71.4% Game: 7-15 46.7%

Duke 70 • 15-4, 3-3

#	Player	Total			3-Ptr			Rebounds			PF	TP	A	TO	Bk	Stl	Min
		FG	FGA	FT	FTA	FG	FGA	FT	FTA	Off							
00	Jayson Tatum	r	4-9	1-4	5-6	0	3	3	5	14	1	3	1	0	2	25	
01	Harry Giles	r	1-2	0-0	0-0	1	2	3	3	2	0	0	0	0	0	8	
21	Amile Jefferson	r	1-4	0-0	3-6	1	11	12	1	5	1	1	0	2	3	24	
03	Grayson Allen	g	2-9	0-3	3-4	0	2	2	1	7	2	2	0	2	28		
05	Luke Kennard	g	3-8	1-3	4-4	1	4	5	3	11	1	1	1	0	29		
11	Bruce Brown	g	5-7	3-5	0-0	0	2	2	2	13	0	2	0	3	29		
15	Frank Jackson	g	4-7	0-1	2-3	0	1	1	3	10	4	0	0	2	24		
20	Marques Bolden	g	4-6	0-0	0-0	3	1	4	1	8	0	1	0	0	23		
	Team					1	1	2							2		
	Totals		24-52	5-16	17-23	7	27	34	19	70	9	10	2	9	200		

FG % 1st Half: 8-20 28.6% 2nd half: 16-24 66.7% Game: 24-52 46.2% Deadball Rebounds: 2
 3FG % 1st Half: 0-8 0.0% 2nd half: 5-8 62.5% Game: 5-16 31.3%
 FT % 1st Half: 9-12 75.0% 2nd half: 8-11 72.7% Game: 17-23 73.9%

Officials: Les Jones, Brian Dorsey, Tim Clougherty
 Technical fouls: Miami-None. Duke-None.
 Attendance: 9314

DU - Tatum fouled out at 1:05 in 2nd

Score by periods	1st	2nd	Total	Points	In	Off	2nd	Fast	Bench
Miami	36	22	58						
Duke	25	45	70						

Last FG - UM 2nd-00:27, DU 2nd-02:34.
 Largest lead - UM by 12 1st-02:26, DU by 21 2nd-05:14.
 UM led for 20:53. DU led for 16:07. Game was tied for 03:00.
 Score tied - 3 times.
 Lead changed - 3 times.

Official Basketball Box Score -- Game Totals -- Final Statistics
Boston College vs Miami
01-25-17 9 p.m. at Watson Center | Coral Gables, Fla.

Boston College 77 • 9-12 (2-6)

#	Player	Total			3-Ptr			Rebounds			PF	TP	A	TO	Bk	Stl	Min
		FG	FGA	FT	FTA	FG	FGA	FT	FTA	Off							
02	Java Connor	r	2-4	0-2	0-0	0	2	2	5	4	3	1	0	1	28		
11	Turner, AJ	r	6-11	3-6	0-0	1	3	4	1	15	2	0	0	1	37		
15	Jeffers, Mo	r	4-8	0-0	1-2	4	5	9	2	9	1	1	1	1	25		
00	Bowman, Ky	g	3-8	2-4	2-4	0	6	6	4	10	3	3	0	1	39		
01	Robinson, Jerome	g	9-18	2-6	7-9	0	3	3	27	6	4	0	1	35			
21	Popovic, Nik	g	3-6	0-0	0-0	0	2	2	2	6	0	0	0	13			
25	Chatman, Jordan	g	2-7	2-5	0-0	1	3	4	1	6	1	3	1	4	23		
	Team					3	0	3							3		
	Totals		29-62	9-23	10-15	9	24	33	18	77	16	12	2	9	200		

FG % 1st Half: 9-29 31.0% 2nd half: 20-33 60.6% Game: 29-62 46.8% Deadball Rebounds: 1
 3FG % 1st Half: 2-10 20.0% 2nd half: 7-13 53.8% Game: 9-23 39.1%
 FT % 1st Half: 2-4 50.0% 2nd half: 8-11 72.7% Game: 10-15 66.7%

Miami 78 • 13-6 (3-4)

#	Player	Total			3-Ptr			Rebounds			PF	TP	A	TO	Bk	Stl	Min
		FG	FGA	FT	FTA	FG	FGA	FT	FTA	Off							
21	Kamari Murphy	r	2-5	0-0	4-4	1	6	7	3	8	0	2	1	1	33		
00	Ja'Quan Newton	g	8-13	0-1	7-7	1	4	5	1	23	2	5	0	2	32		
03	Anthony Lawrence	g	2-5	2-4	1-2	1	5	6	1	7	1	3	0	0	30		
05	Davon Reed	g	6-10	2-5	3-3	1	2	3	4	17	4	4	3	1	37		
11	Bruce Brown	g	4-8	1-2	3-7	0	6	6	2	12	4	0	1	2	35		
04	DJ Vasiljevic	g	1-6	1-6	0-0	0	1	1	0	3	0	0	0	0	16		
15	Ebuka Izundu	g	0-2	0-0	0-0	0	2	2	0	0	0	0	0	0	6		
20	Dewan Huell	g	4-5	0-0	0-1	2	1	3	2	8	1	1	0	1	11		
	Team					1	1	2							2		
	Totals		27-54	6-18	18-24	7	28	35	15	78	12	15	5	7	200		

FG % 1st Half: 12-25 48.0% 2nd half: 15-29 51.7% Game: 27-54 50.0% Deadball Rebounds: 2
 3FG % 1st Half: 4-9 44.4% 2nd half: 2-9 22.2% Game: 6-18 33.3%
 FT % 1st Half: 2-5 40.0% 2nd half: 16-19 84.2% Game: 18-24 75.0%

Officials: Mike Eades, Tim Nestor, Roger Ayers
 Technical fouls: Boston College-None. Miami-None.
 Attendance: 7139

Score by periods	1st	2nd	Total	Points	In	Off	2nd	Fast	Bench
Boston College	22	55	77						
Miami	30	48	78						

Last FG - BC 2nd-00:01, UM 2nd-05:08.
 Largest lead - BC by 3 1st-19:45, UM by 17 2nd-08:52.
 BC led for 00:18, UM led for 38:32. Game was tied for 00:45.
 Score tied - 1 time.
 Lead changed - 1 time.



2016-17 MIAMI HURRICANES



0

JA'QUAN NEWTON

Jr. | G | 6-2 | 187
Philadelphia, Pa.
Neumann-Goretti HS



2

MIKE ROBINSON

So. | G | 5-10 | 170
New Britain, Conn.
New Britain HS



3

ANTHONY LAWRENCE, JR.

So. | G | 6-7 | 210
St. Petersburg, Fla.
Lakewood Senior HS



4

DEJAN "DJ" VASILJEVIC

Fr. | G | 6-3 | 198
Melbourne, Australia
Australian Institute of Sport



5

DAVON REED

Sr. | G | 6-6 | 220
Ewing, N.J.
Princeton Day School



11

BRUCE BROWN

Fr. | G | 6-5 | 190
Boston, Mass.
Vermont Academy



14

RODNEY MILLER, JR.


Fr. | C | 7-0 | 258
Laurelton, N.Y.
Oak Hill Academy



15

EBUKA IZUNDU

So. | C | 6-10 | 231
Charlotte, N.C. | Nigeria
Victory Christian Center



20

DEWAN HUELL

Fr. | F | 6-11 | 220
Miami, Fla.
Miami Norland HS



21

KAMARI MURPHY

RSr. | F | 6-8 | 220
Brooklyn, N.Y.
Oklahoma State | IMG | Lincoln HS



32

SAM WAARDENBURG

Fr. | F | 6-9 | 205
Henderson, New Zealand
Rangitoto College HS



35

CHRIS STOWELL

Jr. | F | 6-6 | 208
Exeter, N.H.
Tilton School | Exeter



JIM LARRAÑAGA

Head Coach




CHRIS CAPUTO

Associate Head Coach



JAMAL BRUNT

Assistant Coach




ADAM FISHER

Assistant Coach



JAMES JOHNSON

Director of Operations



11 BRUCE BROWN

Fr. | 6-5 | 190 | Guard
Boston, Mass. | Vermont Academy

As a freshman, recorded Miami's second triple double in program history with 11 points, 11 rebounds and 10 assists against SC State on Dec. 6, 2016.

ACC Rookie of the Week - Dec. 12, 2016

2016 Jordan Brand Classic All-American

- Playing both point guard and two guard at Miami.
- Feisty defender. Competitive mentality. Active rebounder from the guard position.
- Offensively can get past defenders and finish at the rim.
- Boasts a 6-8 wingspan.
- Bench: 275 lbs. Added 50 lbs on bench since arrival at UM in July 2016.
- Increased 185 bench from eight reps to 16 from July to October 2016.
- Vertical: 42-inches, on 3-step approach.
- Five-star shooting guard at Vermont Academy in Saxton's River, Vt. Played at Vermont Academy two seasons.
- Ranked No. 30 by ESPN, No. 44 per Scout and No. 49 by Rivals.
- Won 2016 New England Prep School Basketball Class AA State Tournament.
- Named 2016 NEPSAC Tournament MVP ... First Team All-NEPSAC.
- Nike Basketball Academy, the NBPA Top 100 Camp and Nike Elite 100.
- Second Team All-EYBL performer playing for Boston Amateur Basketball Club ... With BABC at the Peach Jam in 2015, averaged 15.6 points, 5.6 rebounds, 2.0 steals, 1.8 assists and 1.4 blocks per game.
- Multi-sport athlete at Wakefield High School two years ... Played wide receiver and strong safety on the football team ... Also played baseball and JV soccer.
- Born Aug. 15, 1996 in Boston. Son of Roberta Brown and Bruce Brown. Brother to 10 siblings. Cousin of Jalen Adams (UConn).
- Started playing basketball at age six, first dunk was in eighth grade.
- Recorded Miami's second triple double in program history with 11 points, 11 rebounds and 10 assists against SC State on Dec. 6, 2016, the same day his uncle passed away and the team played the game "for Bruce's uncle".
- Favorites: Athlete: Russell Westbrook. Athlete in another sport: Neymar. Pro sports team: Patriots. Meal: Fried chicken / mac & cheese. Midnight snack: Zebra cakes. Video game: FIFA. Ice Cream: Vanilla. Cereal: Frosted Cheerios. Movie: Friday. TV Show: SportsCenter.
- When I played ball as a kid, I pretended I was: Rajon Rondo. When I was little, I wanted to be a: Police officer.

TRIPLE-DOUBLES			
Opposition	P	R	A
SC State	11	11	10

DOUBLE-DOUBLES			
Opposition	P	R	A
SC State	11	11	
George Washington	14	12	

BROWN HIGHS

Points

Season: 17 (2x) last at Pitt, 1/14/17

ACC: 17 (2x) last at Pitt, 1/14/17

Rebounds

Season: 12, vs. Geo. Washington, 12/22/16

ACC: 9, vs. Notre Dame, 1/12/17

Assists

Season: 10, vs. SC State, 12/6/16

ACC: 6, at Duke, 1/21/17

Steals

Season: 3 (4x) last vs. NC State, 12/31/16

ACC: 3, vs. NC State, 12/31/16

Blocked Shots

Season: 3 (2x) last vs. Notre Dame, 1/12/17

ACC: 3, vs. Notre Dame, 1/12/17

Field Goals

Season: 7 (2x) last at Pitt, 1/14/17

ACC: 7 (2x) last at Pitt, 1/14/17

Field Goal Attempts

Season: 13 (2x) last at Pitt, 1/14/17

ACC: 13, at Pitt, 1/14/17

Free Throws

Season: 6 (2x), last vs. Geo. Wash., 12/22/16

ACC: 3, vs. Boston College, 1/25/17

Free Throw Attempts

Season: 8, vs. FAU, 12/16/16

ACC: 7, vs. Boston College, 1/25/17

3-Point Field Goals

Season: 3, at Pitt, 1/14/17

ACC: 3, at Pitt, 1/14/17

3-Point Field Goal Attempts

Season: 5, at Pitt, 1/14/17

ACC: 5, at Pitt, 1/14/17

Minutes


Season: 38 (2x) last at Duke, 1/21/17

ACC: 38, at Duke, 1/21/17

BROWN CAREER STATISTICS

Season	GP	GS	Min.	Avg.	3-Point			Free Throws			Rebounds				Scoring										
					FG	FGA	Pct.	FT	FTA	Pct.	Off.	Def.	Tot.	Avg.	PF	FO	Ast.	TO	Blk	Stl	Pts.	Avg.			
2016-17	19	15	579	30.5	76	162	.469	19	49	.388	41	61	.672	34	97	131	6.9	45	1	60	34	12	31	212	11.2

BROWN 2016-17		TOTAL					3-PTS			FREE THROWS			REBOUNDS				SCORING							
Opponent	Date	GS	Min	FG	FGA	Pct	3FG	FGA	Pct	FT	FTA	Pct	Off	Def	Tot	Avg	PF	FO	A	TO	Blk	Stl	Pts	Avg
W Carolina	11-11-16		25	2	8	.250	0	2	.000	3	6	.500	1	7	8	8.0	0	0	5	1	1	0	7	7.0
at North Florida	11-16-16		25	3	7	.429	0	1	.000	1	2	.500	2	4	6	7.0	1	0	2	0	0	2	7	7.0
Penn	11-19-16	*	27	6	10	.600	1	3	.333	2	2	1.000	2	3	5	6.3	2	0	1	1	3	3	15	9.7
vs Stanford	11-24-16		22	3	8	.375	0	2	.000	4	6	.667	2	4	6	6.3	3	0	2	0	0	1	10	9.8
vs Iowa State	11-25-16		21	1	5	.200	0	2	.000	0	0	.000	2	5	7	6.4	5	1	2	4	0	1	2	8.2
vs Florida	11-27-16	*	35	6	13	.462	2	4	.500	1	2	.500	3	1	4	6.0	3	0	1	2	0	2	15	9.3
RUTGERS	11-30-16	*	28	4	6	.667	0	1	.000	3	3	1.000	2	7	9	6.4	3	0	2	5	0	0	11	9.6
vs Wofford	12-03-16	*	37	3	4	.750	2	3	.667	4	4	1.000	2	3	5	6.3	1	0	1	2	0	3	12	9.9
SC STATE	12-06-16	*	30	5	11	.455	0	3	.000	1	2	.500	3	8	11	6.8	3	0	10	2	0	2	11	10.0
FAU	12-16-16	*	38	4	11	.364	0	3	.000	6	8	.750	2	6	8	6.9	2	0	6	2	0	2	14	10.4
GEO. WASH.	12-22-16	*	33	3	9	.333	2	2	1.000	6	6	1.000	2	10	12	7.4	1	0	2	0	0	0	14	10.7
COLUMBIA	12-28-16	*	33	3	7	.429	1	3	.333	1	2	.500	0	6	6	7.3	3	0	5	3	1	3	8	10.5
NC STATE	12-31-16	*	26	7	11	.636	1	2	.500	2	4	.500	3	5	8	7.3	4	0	4	2	1	3	17	11.0
at Syracuse	01-04-17	*	33	3	8	.375	2	4	.500	1	2	.500	4	3	7	7.3	2	0	2	2	0	1	9	10.9
NOTRE DAME	01-12-17	*	30	2	6	.333	2	3	.667	1	3	.333	2	7	9	7.4	1	0	1	4	3	1	7	10.6
at Pitt	01-14-17	*	32	7	13	.538	3	5	.600	0	0	.000	2	4	6	7.3	3	0	3	3	1	2	17	11.0
at Wake Forest	01-18-17	*	31	4	7	.571	0	1	.000	1	1	1.000	0	3	3	7.1	4	0	1	0	0	1	9	10.9
at Duke	01-21-17	*	38	6	10	.600	2	3	.667	1	1	1.000	0	5	5	6.9	2	0	6	1	1	2	15	11.1
BOSTON COLLEGE	01-25-17	*	35	4	8	.500	1	2	.500	3	7	.429	0	6	6	6.9	2	0	4	0	1	2	12	11.2



20 DEWAN HUELL

Fr. | 6-11 | 220 | Forward
Miami, Fla. | Miami Norland HS

2016 McDonald's All-American

- Name is pronounced Duh-wan Hue-ull
- Five-star, top-25 power forward from local Norland High in Miami, Fla.
- Explosive player with ability to dunk in traffic.
- Good touch around the rim, developing baby hook shot.
- Elevates above the defense to score.
- Weighed 214 lbs in July 2016, up to 227 lbs by October.
- Never lifted weights before coming to UM.
- Ranked the No. 21 player by ESPN, No. 23 by Rivals and No. 25 by Scout.
- Named top player in the state of Florida by Scout. Second in the state by ESPN and Rivals.
- Nike Elite 100, LeBron James Skills Academy, adidas Nations Atlanta, adidas Nations California, Elite 24 all-star game, UA All-America Camp and the NBPA Top 100 Camp. adidas US select U-18 team at adidas Eurocamp in Treviso, Italy.
- Played AAU ball for Team Breakdown.
- Led the Norland Vikings to three state championships.
- *Miami Herald* Class 9A-6A Male Athlete of the Year. Two-time *Miami Herald* Class 8A-6A Boy's Basketball Player of the Year.
- Averaged 16.5 points, 8.7 rebounds and 1.8 blocks per game as a senior. Posted 19.2 points and 9.1 rebounds as a junior, 10.9 ppg, 7.9 rpg as a sophomore and 4.8 ppg and 3.7 rpg as a freshman at Norland.
- Also was on the track team where he participated in the 800 meter run and the high jump.
- Chose hometown Miami over offers from Kansas, North Carolina, Florida State, Florida and Louisville.
- Nickname is Stretch.
- Born Dec. 9, 1996 in Miami. Son of Christina Fernandez. Brother to six siblings: Three brothers – Dewell, Dewanis and Dylan (deceased); Three sisters – Deanna, Charese and Brittany. Cousin to former Canes football player Duke Johnson.
- Majoring in sports management.

- Favorites: Athlete: LeBron James. Athlete in another sport: Floyd Mayweather. Song right now: Pray for 'em – Meek Mills. Pro sports team: Heat. Meal: Mom's lasagna. Midnight snack: Gushers. Ice Cream: Cookies and cream. Cereal: Fruit Loops. Movie: The Purge 3. TV Shows: Ballers, Power, Survivor's Remorse. Musical Artist: G Herbo.
- When I played ball as a kid, I pretended I was: LeBron. When I was little, I wanted to be: The President or an astronaut. Now my dream job is: Coach.

HUELL HIGHS

Points

Season: 15, at North Florida, 11/16/16

ACC: 9, at Wake Forest, 1/18/17

Rebounds

Season: 10, vs. FAU, 12/16/16

ACC: 8, at Wake Forest, 1/18/17

Assists

Season: 1 (5x) last vs. Boston College, 1/25/17

ACC: 1 (3x) last vs. Boston College, 1/25/17

Steals

Season: 2, vs. Rutgers, 11/30/16

ACC: 1 (4x) last vs. Boston College, 1/25/17

Blocked Shots

Season: 2 (3x) last at Pitt, 1/14/17

ACC: 2, at Pitt, 1/14/17

Field Goals

Season: 6 (2x) last vs. Rutgers, 11/30/16

ACC: 4, vs. Boston College, 1/25/17

Field Goal Attempts

Season: 14, vs. Rutgers, 11/30/16

ACC: 9, at Wake Forest, 1/18/17

Free Throws

Season: 3 (3x) last at Wake Forest, 1/18/17

ACC: 3, at Wake Forest, 1/18/17

Free Throw Attempts

Season: 4, at Wake Forest, 1/18/17

ACC: 4, at Wake Forest, 1/18/17

3-Point Field Goals

Season: --

ACC: --

3-Point Field Goal Attempts

Season: --

ACC: 1, vs. NC State, 12/31/16

Minutes

Season: 26, at Duke, 1/21/17

ACC: 26, at Duke, 1/21/17

HUELL CAREER STATISTICS

Season	GP	GS	Min.	Avg. FG	FGA	Pct.	3-Point			Free Throws			Rebounds				Scoring								
							FG	FGA	Pct.	FT	FTA	Pct.	Off.	Def.	Tot.	Avg.	PF	FO	Ast.	TO	Blk	Stl	Pts.	Avg.	
2016-17	19	12	374	19.7	55	106	.519	0	1	.000	19	28	.679	35	43	78	4.1	41	0	5	18	14	9	129	6.8

HUELL 2016-17

Opponent	Date	TOTAL					3-PTS			FREE THROWS			REBOUNDS				PF	FO	A	TO	Blk	Stl	Pts	Avg
		GS	Min	FG	FGA	Pct	3FG	FGA	Pct	FT	FTA	Pct	Off	Def	Tot	Avg								
W Carolina	11-11-16		25	5	9	.556	0	0	.000	3	3	1.000	2	5	7	7.0	2	0	1	1	1	0	13	13.0
at North Florida	11-16-16		19	6	9	.667	0	0	.000	3	3	1.000	3	5	8	7.5	4	0	0	0	1	0	15	14.0
Penn	11-19-16		24	5	6	.833	0	0	.000	1	1	1.000	5	0	5	6.7	2	0	0	2	0	0	11	13.0
vs Stanford	11-24-16		19	1	1	1.000	0	0	.000	1	2	.500	1	2	3	5.8	2	0	0	0	0	1	3	10.5
vs Iowa State	11-25-16		24	2	5	.400	0	0	.000	1	2	.500	2	4	6	5.8	4	0	0	1	1	0	5	9.4
vs Florida	11-27-16		22	4	9	.444	0	0	.000	2	2	1.000	3	3	6	5.8	2	0	1	2	1	0	10	9.5
RUTGERS	11-30-16	*	25	6	14	.429	0	0	.000	2	2	1.000	5	2	7	6.0	0	0	0	0	1	2	14	10.1
vs Wofford	12-03-16	*	13	1	3	.333	0	0	.000	0	0	.000	0	1	1	5.4	3	0	0	3	0	0	2	9.1
SC STATE	12-06-16	*	18	2	2	1.000	0	0	.000	1	2	.500	0	3	3	5.1	3	0	0	2	2	1	5	8.7
FAU	12-16-16	*	24	4	10	.400	0	0	.000	1	2	.500	4	6	10	5.6	2	0	0	0	1	1	9	8.7
GEO. WASH.	12-22-16	*	18	1	5	.200	0	0	.000	0	0	.000	0	1	1	5.2	1	0	0	0	1	0	2	8.1
COLUMBIA	12-28-16	*	17	2	2	1.000	0	0	.000	0	0	.000	0	1	1	4.8	3	0	0	1	2	0	4	7.8
NC STATE	12-31-16	*	14	0	3	.000	0	1	.000	0	0	.000	0	0	0	4.5	1	0	1	0	0	1	0	7.2
at Syracuse	01-04-17	*	19	3	5	.600	0	0	.000	0	1	.000	2	1	3	4.4	2	0	1	1	0	1	6	7.1
NOTRE DAME	01-12-17	*	10	1	1	1.000	0	0	.000	0	0	.000	0	0	0	4.1	0	0	0	0	0	0	2	6.7
at Pitt	01-14-17	*	21	2	3	.667	0	0	.000	0	0	.000	1	2	3	4.0	1	0	0	1	2	1	4	6.6
at Wake Forest	01-18-17	*	25	3	9	.333	0	0	.000	3	4	.750	2	6	8	4.2	4	0	0	0	1	0	9	6.7
at Duke	01-21-17	*	26	3	5	.600	0	0	.000	1	3	.333	3	0	3	4.2	3	0	0	3	0	0	7	6.7
BOSTON COLLEGE	01-25-17		11	4	5	.800	0	0	.000	0	1	.000	2	1	3	4.1	2	0	1	1	0	1	8	6.8



15 EBUKA IZUNDU

So. | 6-10 | 231 | Center
Charlotte, N.C. | Lagos, Nigeria | Victory Christian Center

- First name Ebuka is pronounced E-boo-kuh. Last name is E-zoon-du.
- Born in Lagos, Nigeria. Speaks African language of Igbo.
- Moved to the United States in 2013, at age 17.
- Grew up playing soccer, then started playing basketball in 2011.
- Long and athletic body.
- Lefty with great touch around the basket.
- Potential to develop into a great ACC post scorer.
- 7-foot, 1-inch wingspan. Weighed 201 lbs as a freshman, weighed 231 in Oct. 2016.
- Benched 185 lbs upon arrival in Sept. 2015, up to 300 lbs in Oct. 2016.
- Increased 185 bench from one rep to 13 reps in one year.
- Six reps of 315 squat in Oct. 2016.
- As a freshman (2015-16) scored in double digits once with 11 points against Mississippi State in the Puerto Rico Classic.
- Signed with Charlotte, then was released from commitment after 49ers coach was let go.
- No. 134 player and No. 19 center in 2015 class by Rivals.com ... No. 70 player, No. 20 power forward and No. 5 player in North Carolina in 2015 class by 247Sports. First-team All-Charlotte Observer.
- Averaged 21.0 points, 15.0 rebounds and 6.0 blocks for Victory Christian Center School as a senior. Averaged 18.0 points, 12.0 rebounds and 6.0 blocks in junior season.
- Played AAU for Charlotte ACES
- In high school also played soccer and ran the 100 and 200 meters in track.
- Born June 28, 1996. Son of Emma and Ifeoma Izundu. One brother: Okwy; Four sisters: Chioma Ojo, Vivian, Chingo and Ifunaya.
- Majoring in sports administration.

- Favorites: Athlete: Kevin Durant. Athlete in another sport: Cristiano Ronaldo. Pro sports team: OKC Thunder. Meal: Rice, Chicken, Sweet plantains. Midnight snack: Chicken wings. Video game: Grand Theft Auto. Class at UM: Dance. Ice Cream: Strawberry. Cereal: Lucky Charms. Movie: Fast & Furious 6. TV Show: Game of Thrones. Musical Artist: Future.
- When I played ball as a kid, I pretended I was: Hakeem Olajuwon. When I was little, I wanted to be a: Soccer player. Now my dream job is: Own my own business.

IZUNDU HIGHS

Points

Season: 14, vs. Western Carolina, 11/11/16
Career: 14, vs. Western Carolina, 11/11/16
ACC: 6 (2x) last at Wake Forest, 1/18/17

Rebounds

Season: 7, vs. NC State, 12/31/16
Career: 7 (2x) last vs. NC State, 12/31/16
ACC: 7, vs. NC State, 12/31/16

Assists

Season: 1 (3x) last at Duke, 1/21/17
Career: 1 (6x) last at Duke, 1/21/17
ACC: 1 (2x) last at Duke, 1/21/17

Steals

Season: 1 (4x) last vs. Columbia, 12/28/16
Career: 1 (6x), vs. Columbia, 12/28/16
ACC: 1 (2x) last at North Carolina, 2/20/16

Blocked Shots

Season: 3 (3x) last vs. Notre Dame, 1/12/17
Career: 3 (3x) last vs. Notre Dame, 1/12/17
ACC: 3, vs. Notre Dame, 1/12/17

Field Goals

Season: 5, vs. Western Carolina, 11/11/16
Career: 5, vs. Western Carolina, 11/11/16
ACC: 3, at Wake Forest, 1/18/17

Field Goal Attempts

Season: 7, vs. SC State, 12/6/16
Career: 7, vs. SC State, 12/6/16
ACC: 4, at Wake Forest, 1/18/17

Free Throws

Season: 4 (2x) last vs. Geo. Wash., 12/22/16
Career: 5, vs. Mississippi State, 11/19
ACC: 4, at North Carolina, 2/20/16

Free Throw Attempts

Season: 5, vs. Geo. Washington, 12/22/16
Career: 7, vs. Mississippi State, 11/19
ACC: 6, at North Carolina, 2/20/16

3-Point Field Goal Attempts

Career: --

Minutes

Season: 20, vs. Geo. Washington, 12/22/16
Career: 20, vs. Geo. Washington, 12/22/16
ACC: 19, vs. NC State, 12/31/16


2015-16			
Opposition	P	R	A
UTRGV	0	0	0
Louisiana	0	0	0
vs. Miss. St.	11	7	0
vs. Utah	4	3	1
vs. Butler	DNP		
Northeastern at Nebraska	DNP		
Charlotte	0	0	1
Florida	0	1	0
Charleston at La Salle	1	0	0
Princeton	6	4	0
Syracuse	DNP		
Florida State	DNP		
at Virginia	DNP		
at Clemson	0	0	0
at Boston College	DNP		
Wake Forest	DNP		
DUKE	DNP		
at NC State	DNP		
Notre Dame	DNP		
at Georgia Tech	DNP		
Pittsburgh	2	0	0
at Florida State	0	0	0
Virginia Tech	0	0	0
at North Carolina	6	2	1
Virginia	DNP		
Louisville	DNP		
at Notre Dame	DNP		
at Virginia Tech	2	0	0
vs. Virginia Tech	DNP		
vs. Buffalo	DNP		
vs. Wichita State	DNP		
vs. Villanova	0	2	0

IZUNDU CAREER STATISTICS

Season	GP	GS	Min.	Avg.	3-Point			Free Throws			Rebounds				Scoring										
					FG	FGA	Pct.	FT	FTA	Pct.	Off.	Def.	Tot.	Avg.	PF	FO	Ast.	TO	Blk	Stl	Pts.	Avg.			
2015-16	15	0	79	5.3	10	16	.625	0	0	.000	12	19	.632	13	6	19	1.3	17	0	3	5	3	2	32	2.1
2016-17	18	4	200	11.1	28	47	.596	0	0	.000	17	23	.739	28	30	58	3.2	41	1	3	18	16	4	73	4.1
TOTAL	33	4	279	8.5	38	63	.603	0	0	.000	29	42	.690	41	36	77	2.3	58	1	6	23	19	6	105	3.2

IZUNDU 2016-17

Opponent	Date	GS	TOTAL			3-PTS			FREE THROWS			REBOUNDS				PF	FO	A	TO	Blk	Stl	Pts	Avg	
			Min	FG	FGA	Pct	3FG	FGA	Pct	FT	FTA	Pct	Off	Def	Tot									Avg
W Carolina	11-11-16	*	13	5	5	1.000	0	0	.000	4	4	1.000	2	3	5	5.0	3	0	1	3	1	1	14	14.0
at North Florida	11-16-16	*	4	2	2	1.000	0	0	.000	0	0	.000	3	1	4	4.5	1	0	0	0	0	0	4	9.0
Penn	11-19-16		DNP - lower left extremity injury																					
vs Stanford	11-24-16	*	11	0	2	.000	0	0	.000	0	0	.000	2	1	3	4.0	2	0	0	1	1	0	0	6.0
vs Iowa State	11-25-16	*	9	0	0	.000	0	0	.000	0	0	.000	1	2	3	3.8	1	0	0	1	1	0	0	4.5
vs Florida	11-27-16		2	0	0	.000	0	0	.000	0	0	.000	0	0	0	3.0	2	0	0	0	0	0	0	3.6
RUTGERS	11-30-16		12	2	2	1.000	0	0	.000	0	0	.000	0	2	2	2.8	4	0	0	2	3	0	4	3.7
vs Wofford	12-03-16		15	3	5	.600	0	0	.000	3	4	.750	3	2	5	3.1	3	0	0	3	1	1	9	4.4
SC STATE	12-06-16		17	4	7	.571	0	0	.000	1	2	.500	2	1	3	3.1	0	0	0	1	3	0	9	5.0
FAU	12-16-16		6	0	0	.000	0	0	.000	2	2	1.000	1	1	2	3.0	4	0	0	3	0	1	2	4.7
GEO. WASH.	12-22-16		20	4	6	.667	0	0	.000	4	5	.800	3	1	4	3.1	1	0	0	0	1	0	12	5.4
COLUMBIA	12-28-16		16	2	3	.667	0	0	.000	2	2	1.000	1	2	3	3.1	2	0	1	0	1	1	6	5.5
NC STATE	12-31-16		19	1	2	.500	0	0	.000	1	2	.500	4	3	7	3.4	3	0	0	1	0	0	3	5.3
at Syracuse	01-04-17		7	0	1	.000	0	0	.000	0	0	.000	1	1	2	3.3	2	0	0	0	1	0	0	4.8
NOTRE DAME	01-12-17		10	1	1	1.000	0	0	.000	0	0	.000	1	3	4	3.4	3	0	0	0	3	0	2	4.6
at Pitt	01-14-17		9	1	3	.333	0	0	.000	0	0	.000	1	1	2	3.3	2	0	0	1	0	0	2	4.5
at Wake Forest	01-18-17		10	3	4	.750	0	0	.000	0	0	.000	2	3	5	3.4	5	1	0	1	0	0	6	4.6
at Duke	01-21-17		14	0	2	.000	0	0	.000	0	2	.000	1	1	2	3.3	1	0	1	1	0	0	0	4.3
BOSTON COLLEGE	01-25-17		6	0	2	.000	0	0	.000	0	0	.000	0	2	2	3.2	2	0	0	0	0	0	0	4.1



3 ANTHONY LAWRENCE, JR.

So. | 6-7 | 210 | Guard
St. Petersburg, Fla. | Lakewood Senior HS

- Nickname is Amp.
- Can play multiple positions. Was point guard in high school and plays small forward at Miami.
- Athletic and can attack the basket with authority.
- Son of a high school coach.
- Increased 185 bench to 18 reps as a sophomore, from 12 as a freshman.
- Benched personal best 320 lbs in Oct. 2016. Has added 15 lbs on bench since March 2016.
- Led Lakewood Senior High School team to the Class 5A state championship game as a junior. Scored 18 points in the championship game and totaled 25 rebounds in two state tournament games.
- Averaged 20 points and 13 rebounds as a junior at Lakewood. In sophomore campaign, averaged 21 points, eight rebounds and four steals.
- Listed as a three-star recruit by ESPN.
- Played AAU ball for Each 1 Teach 1 Elite.
- Also was on the track team in high school, participating in the high jump.
- Born Sept. 6, 1996 in St. Petersburg, Fla. Son of Anthony Sr. and Zelia One sister, Taylor.
- Father, Anthony Lawrence Sr., was a two-year letterman at Miami from 1991-93 and after college, played overseas in Portugal, Mexico and the Dominican Republic. Uncle, Patrick, also played at Miami from 1991-94.
- Majoring in sports administration.
- Played in first basketball game at age four.

• Favorites: Athlete: LeBron. Athlete in another sport: Lionel Messi. Pro sports team: Warriors. Meal: Crabs. Midnight snack: Gushers. Class at UM: Dance. Book: More than a Game – LeBron James. Ice Cream: Vanilla. Cereal: Captain Crunch with Crunch Berries. Movie: Friday. TV Show: Martin. Musical Artist: Young Thug.

• When I played ball as a kid, I pretended I was: LeBron. My first job was: Swept floors at a barber shop. When I was little, I wanted to be a: Rapper or NBA player. Now my dream job is: Rapper.

2015-16			
Opposition	P	R	A
UTRGV	1	2	0
Louisiana	12	6	4
vs. Miss. St.	10	4	2
vs. Utah	0	0	2
vs. Butler	7	1	1
Northeastern	0	1	0
at Nebraska	13	7	0
Charlotte	9	1	1
Florida	DNP		
Charleston	11	2	1
at La Salle	2	2	3
Princeton	0	1	0
Syracuse	1	2	0
Florida State	0	0	0
at Virginia	0	1	0
at Clemson	3	1	0
at Boston College	0	0	1
Wake Forest	0	0	0
DUKE	DNP		
at NC State	0	0	0
Notre Dame	18	2	0
at Georgia Tech	5	3	3
Pittsburgh	2	1	0
at Florida State	3	1	1
Virginia Tech	5	2	0
at North Carolina	11	4	2
Virginia	1	3	2
Louisville	3	2	1
at Notre Dame	0	1	2
at Virginia Tech	2	4	0
vs. Virginia Tech	4	2	1
vs. Virginia	5	4	0
vs. Buffalo	0	0	0
vs. Wichita State	0	2	0
vs. Villanova	8	1	0

LAWRENCE, JR. HIGHS

Points

Season: 18, vs. Stanford, 11/24/16
 Career: 18 (2x) last vs. Stanford, 11/24/16
 ACC: 18, vs. Notre Dame, 2/3/16

Rebounds

Season: 9, vs. Notre Dame, 1/12/17
 Career: 9, vs. Notre Dame, 1/12/17
 ACC: 9, vs. Notre Dame, 1/12/17

Assists

Season: 3, vs. Western Carolina, 11/11/16
 Career: 4, vs. Louisiana, 11/16/15
 ACC: 3, at Georgia Tech, 2/7/16

Steals

Season: 4 (2x) last vs. Stanford, 11/24/16
 Career: 4 (2x) last vs. Stanford, 11/24/16
 ACC: 2 (2x) last at Pitt, 1/14/17

Blocked Shots

Season: 3, vs. Western Carolina, 11/11/16
 Career: 3, vs. Western Carolina, 11/11/16
 ACC: 2 (2x) last vs. Virginia Tech, 2/17/16

Field Goals

Season: 6, vs. Stanford, 11/24/16
 Career: 6, vs. Stanford, 11/24/16
 ACC: 5, vs. Notre Dame, 2/3/16

Field Goal Attempts

Season: 9 (2x) last vs. Notre Dame, 1/12/17
 Career: 9 (2x) last vs. Notre Dame, 1/12/17
 ACC: 9, vs. Notre Dame, 1/12/17

Free Throws

Season: 4 (2x) last at Wake Forest, 1/18/17
 Career: 5, vs. Louisiana, 11/16/15
 ACC: 4 (2x) last at Wake Forest, 1/18/17

Free Throw Attempts

Season: 5 (2x) last vs. Columbia, 12/28/16
 Career: 6 (2x) last vs. Mississippi State, 11/19/15
 ACC: 5, vs. Notre Dame, 2/3/16

3-Point Field Goals

Season: 4, at Wake Forest, 1/18/17
 Career: 4 (2x) last at Wake Forest, 1/18/17
 ACC: 4 (2x) last at Wake Forest, 1/18/17

3-Point Field Goal Attempts

Season: 8, at Wake Forest, 1/18/17
 Career: 8, at Wake Forest, 1/18/17
 ACC: 8, at Wake Forest, 1/18/17

Minutes

Season: 33, vs. Penn, 11/19/16
 Career: 31, at North Florida, 11/16/16
 ACC: 30, vs. Boston College, 1/25/17

LAWRENCE CAREER STATISTICS

Season	GP	GS	Min.	Avg.	3-Point			Free Throws			Rebounds				Scoring										
					FG	FGA	Pct.	FT	FTA	Pct.	Off.	Def.	Tot.	Avg.	PF	FO	Ast.	TO	Blk	Stl	Pts.	Avg.			
2015-16	33	0	397	12.0	47	92	.511	18	42	.429	24	40	.600	29	34	63	1.9	39	0	27	13	11	17	136	4.1
2016-17	19	7	445	23.4	43	100	.430	19	50	.380	24	36	.667	20	56	76	4.0	47	1	23	28	10	26	129	6.8
TOTAL	52	7	842	16.2	90	192	.469	37	92	.402	48	76	.632	49	90	139	2.7	86	1	50	41	21	43	265	5.1

LAWRENCE 2016-17

Opponent	Date	GS	Min	TOTAL			3-PTS			FREE THROWS			REBOUNDS				PF	FO	A	TO	Blk	Stl	Pts	Avg
				FG	FGA	Pct	3FG	FGA	Pct	FT	FTA	Pct	Off	Def	Tot	Avg								
W Carolina	11-11-16	*	23	3	5	.600	1	1	1.000	1	1	1.000	1	5	6	6.0	2	0	3	1	3	3	8	8.0
at North Florida	11-16-16	*	31	4	8	.500	1	3	.333	1	2	.500	1	4	5	5.5	1	0	2	4	1	1	10	9.0
Penn	11-19-16	*	33	0	3	.000	0	1	.000	0	0	.000	0	3	3	4.7	3	0	2	3	1	4	0	6.0
vs Stanford	11-24-16	*	24	6	9	.667	3	6	.500	3	3	1.000	0	3	3	4.3	3	0	1	2	0	4	18	9.0
vs Iowa State	11-25-16	*	24	1	6	.167	0	2	.000	4	5	.800	0	2	2	3.8	4	0	0	2	0	1	6	8.4
vs Florida	11-27-16	*	20	1	4	.250	0	3	.000	0	0	.000	0	3	3	3.7	5	1	2	1	0	1	2	7.3
RUTGERS	11-30-16		25	2	6	.333	1	4	.250	3	4	.750	0	4	4	3.7	0	0	0	1	0	2	8	7.4
vs Wofford	12-03-16		17	1	2	.500	1	2	.500	0	0	.000	0	5	5	3.9	1	0	1	2	0	0	3	6.9
SC STATE	12-06-16		23	1	4	.250	1	3	.333	2	2	1.000	1	6	7	4.2	2	0	1	0	1	0	5	6.7
FAU	12-16-16		23	4	5	.800	3	3	1.000	2	4	.500	3	3	6	4.4	3	0	0	1	0	1	13	7.3
GEO. WASH.	12-22-16		21	1	3	.333	0	0	.000	0	0	.000	0	2	2	4.2	3	0	2	1	1	1	2	6.8
COLUMBIA	12-28-16		29	4	6	.667	0	1	.000	2	5	.400	3	2	5	4.3	3	0	1	3	2	3	10	7.1
NC STATE	12-31-16		28	3	8	.375	0	4	.000	0	2	.000	2	3	5	4.3	2	0	1	1	0	2	6	7.0
at Syracuse	01-04-17		6	0	1	.000	0	0	.000	0	0	.000	0	0	0	4.0	2	0	1	1	0	0	0	6.5
NOTRE DAME	01-12-17		25	2	9	.222	1	2	.500	1	2	.500	7	2	9	4.3	1	0	1	1	1	1	6	6.5
at Pitt	01-14-17		26	4	5	.800	1	1	1.000	0	0	.000	1	4	5	4.4	4	0	2	0	0	2	9	6.6
at Wake Forest	01-18-17		23	4	8	.500	4	8	.500	4	4	1.000	0	0	0	4.1	3	0	2	1	0	0	16	7.2
at Duke	01-21-17		14	0	3	.000	0	2	.000	0	0	.000	0	0	0	3.9	4	0	0	0	0	0	0	6.8
BOSTON COLLEGE	01-25-17	*	30	2	5	.400	2	4	.500	1	2	.500	1	5	6	4.0	1	0	1	3	0	0	7	6.8



14 RODNEY MILLER

Fr. | 7-0 | 258 | Center
Laurelton, N.Y. | Oak Hill Academy (Va.)

- Soft touch around the rim.
 - Never lifted weights in high school. Increased 185 bench from one rep to four reps in three months.
 - Consensus four-star recruit, ranked No. 90 overall by Scout.com and No. 96 by 247.com. As a center, was ranked No. 15 by ESPN and No. 17 by Scout.com.
 - Has a 7-foot-1-inch wingspan.
 - Played AAU ball for the NY Lightning.
 - In 2014 participated in the Nike Elite 100.
 - On Oak Hill's Honor Court, a leadership committee where student members are chosen by the administration for their citizenship and sound ethical and moral judgment.
 - Also played baseball and water polo in school.
 - Played freshman season at St. Benedict's (N.J.).
 - Born Dec. 29, 1996. Son of Maria and Rodney Miller, Sr. Brother to Sasha.
 - Majoring in business and finance.
 - Started playing basketball at age 11 and first dunk was at age 12, in the Rucker League.
- Favorites: Athlete: Bill Russell. Athlete in another sport: Cristiano Ronaldo. Pro sports team: NY Knicks. Meal: Mom's meatloaf / mashed potatoes. Midnight snack: Honey Bun. Class at UM: Public Speaking. Ice Cream: Rocky Road. Cereal: Cinnamon Toast Crunch. Movie: Space Jam. TV Show: The Flash.
- No one can believe I watch: Naruto (anime). My dream job is: Businessman in NBA.

MILLER HIGHS

Points

Season: 5, vs. Western Carolina, 11/11/16
ACC: 1, at Wake Forest, 1/18/17

Rebounds

Season: 3, at North Florida, 11/16/16
ACC: --

Assists

Season: --
ACC: --

Steals

Season: --
ACC: --

Blocked Shots

Season: 1, vs. NC State, 12/31/16
ACC: 1, vs. NC State, 12/31/16

Field Goals

Season: 2, at North Florida, 11/16/16
ACC: --

Field Goal Attempts

Season: 4, vs. Western Carolina, 11/11/16
ACC: 1, at Pitt, 1/14/17

Free Throws

Season: 3, vs. Western Carolina, 11/11/16
ACC: 1, at Wake Forest, 1/18/17

Free Throw Attempts

Season: 6, vs. Western Carolina, 11/11/16
ACC: 2, at Wake Forest, 1/18/17

3-Point Field Goals

Season: --
ACC: --

3-Point Field Goal Attempts

Season: --
ACC: --


Minutes

Season: 11, at North Florida, 11/16/16
ACC: 3, vs. NC State, 12/31/16

MILLER CAREER STATISTICS

Season	GP	GS	Min.	Avg.	FG			3-Point			Free Throws			Rebounds				Scoring							
					FGA	Pct.	FG	FGA	Pct.	FT	FTA	Pct.	Off.	Def.	Tot.	Avg.	PF	FO	Ast.	TO	Blk	Stl	Pts.	Avg.	
2016-17	11	0	44	4.0	4	8	.500	0	0	.000	4	9	.444	3	4	7	0.6	5	0	0	1	1	0	12	1.1

MILLER 2016-17		TOTAL				3-PTS			FREE THROWS			REBOUNDS				SCORING								
Opponent	Date	GS	Min	FG	FGA	Pct	3FG	FGA	Pct	FT	FTA	Pct	Off	Def	Tot	Avg	PF	FO	A	TO	Blk	Stl	Pts	Avg
W Carolina	11-11-16	10	1	4	.250	0	0	.000	3	6	.500	2	0	2	2.0	1	0	0	0	0	0	0	5	5.0
at North Florida	11-16-16	11	2	2	1.000	0	0	.000	0	0	.000	1	2	3	2.5	2	0	0	0	0	0	0	4	4.5
Penn	11-19-16	4	1	1	1.000	0	0	.000	0	0	.000	0	0	0	1.7	1	0	0	0	0	0	0	2	3.7
vs Stanford	11-24-16	DNP																						
vs Iowa State	11-25-16	DNP																						
vs Florida	11-27-16	1	0	0	.000	0	0	.000	0	0	.000	0	0	0	1.3	0	0	0	0	0	0	0	0	2.8
RUTGERS	11-30-16	2	0	0	.000	0	0	.000	0	1	.000	0	0	0	1.0	1	0	0	0	0	0	0	0	2.2
vs Wofford	12-03-16	DNP																						
SC STATE	12-06-16	7	0	0	.000	0	0	.000	0	0	.000	0	2	2	1.2	0	0	0	1	0	0	0	0	1.8
FAU	12-16-16	3	0	0	.000	0	0	.000	0	0	.000	0	0	0	1.0	0	0	0	0	0	0	0	0	1.6
GEO. WASH.	12-22-16	DNP																						
COLUMBIA	12-28-16	DNP																						
NC STATE	12-31-16	3	0	0	.000	0	0	.000	0	0	.000	0	0	0	0.9	0	0	0	0	1	0	0	0	1.4
at Syracuse	01-04-17	0	0	0	.000	0	0	.000	0	0	.000	0	0	0	0.8	0	0	0	0	0	0	0	0	1.2
NOTRE DAME	01-12-17	DNP																						
at Pitt	01-14-17	2	0	1	.000	0	0	.000	0	0	.000	0	0	0	0.7	0	0	0	0	0	0	0	0	1.1
at Wake Forest	01-18-17	1	0	0	.000	0	0	.000	1	2	.500	0	0	0	0.6	0	0	0	0	0	0	0	1	1.1
at Duke	01-21-17	DNP																						
BOSTON COLLEGE	01-25-17	DNP - Illness																						



4 DJ VASILJEVIC

Fr. | 6-3 | 198 | Guard
Melbourne, Australia | Australian Institute of Sport

- Full name is Dejan Vasiljevic, but goes by DJ. Pronounced Day-on Vass-EEL-uh-vitch.
- Sharpshooter from long range.
- Good at getting to the basket and manipulating shot to go around taller players.
- Gained 50 lbs on his bench press since June 2016, now up to 275 lbs.
- Improving quickness due to dropping body fat percentage from 13 percent to 10 percent since his arrival in June 2016.
- In U-20 National Championships in Ipswich, averaged 16.3 ppg, 3.9 rpg and 1.9 apg. Notched 20-plus points in three games, with a high of 25 in his first outing.
- At 2015 FIBA U-19 World Championships in Greece, averaged 13.3 ppg, 3.1 rpg and 1.0 apg.
- At 2014 FIBA U-18 Oceania Championships, averaged of 12.6 ppg, 4.6 rpg and 4.2 apg.
- All-tournament team at the 2014 FIBA U-17s. Averaged 17.4 ppg, 6.6 rpg and 1.3 apg. Led team to silver medal.
- Captain of the U-17 Australian team.
- Leading scorer at the 2013 FIBA Oceania U-16 Championships, putting up 19.3 ppg, 3.7 rpg and 1.0 apg.
- Won national title with Victorian U-18 team.
- 2015 Basketball Without Borders Camp. adidas Nations Tournament in Los Angeles.
- Also played soccer and rugby.
- Born April 26, 1997 in Calgary, Alberta, Canada, but moved to Melbourne, Australia, at age six.
- Of Serbian descent. Speaks English and Serbian languages.
- Son of Todor and Danijela Vasiljevic. Both parents played semi-pro handball. Brother to Ivana.
- Started playing basketball at age 12, with influence from his sister.
- Shaping his game into the mold of Croatian scoring legend, Drazen Petrovic.

- Favorites: Athlete: Kobe. Athlete in another sport: Cristiano Ronaldo. Pro sports team: Lakers. Meal: Chicken schnitzel. Midnight snack: Nutella. Video game: Call of Duty. Ice Cream: Chocolate. Cereal: Nutri grain. Movie: Rush Hour. TV Show: Fresh Prince of Bel Air. Musical Artist: Drake. Former UM athlete: Shane Larkin. Non-basketball sport to watch: Tennis (Novak Djokovic).
- When I played ball as a kid, I pretended I was: Kobe. When I was little, I wanted to be a: Police Officer. Now my dream job is: Accountant.

VASILJEVIC HIGHS	
Points	
Season:	18, at Syracuse, 1/4/17
ACC:	18, at Syracuse, 1/4/17
Rebounds	
Season:	3, vs. Geo. Washington, 12/22/16
ACC:	2 (2x) last at Pitt, 1/14/17
Assists	
Season:	2 (2x) last vs. SC State, 12/6/16
ACC:	1 (2x) last at Pitt, 1/14/17
Steals	
Season:	1 (6x) last vs. Notre Dame, 1/12/17
ACC:	1 (2x) last vs. Notre Dame, 1/12/17
Blocked Shots	
Season:	1, vs. Stanford, 11/24/16
ACC:	--
Field Goals	
Season:	6, at Syracuse, 1/4/17
ACC:	6, at Syracuse, 1/4/17
Field Goal Attempts	
Season:	13, vs. SC State, 12/6/16
ACC:	12, at Syracuse, 1/4/17
Free Throws	
Season:	3, vs. Rutgers, 11/30/16
ACC:	--
Free Throw Attempts	
Season:	3, vs. Rutgers, 11/30/16
ACC:	2, at Syracuse, 1/4/17
3-Point Field Goals	
Season:	6, at Syracuse, 1/4/17
ACC:	6, at Syracuse, 1/4/17
3-Point Field Goal Attempts	
Season:	12, at Syracuse, 1/4/17
ACC:	12, at Syracuse, 1/4/17
Minutes	
Season:	28, at Syracuse, 1/4/17
ACC:	28, at Syracuse, 1/4/17

VASILJEVIC CAREER STATISTICS		3-Point			Free Throws			Rebounds				Scoring													
Season	GP	GS	Min.	Avg.	FG	FGA	Pct.	FG	FGA	Pct.	FT	FTA	Pct.	Off.	Def.	Tot.	Avg.	PF	FO	Ast.	TO	Blk	Stl	Pts.	Avg.
2016-17	19	0	329	17.3	38	107	.355	33	91	.363	7	9	.778	4	17	21	1.1	23	0	10	6	1	6	116	6.1

VASILJEVIC 2016-17		TOTAL					3-PTS			FREE THROWS			REBOUNDS				SCORING							
Opponent	Date	GS	Min	FG	FGA	Pct	3FG	FGA	Pct	FT	FTA	Pct	Off	Def	Tot	Avg	PF	FO	A	TO	Blk	Stl	Pts	Avg
W Carolina	11-11-16		23	4	8	.500	3	7	.429	0	0	.000	1	1	2	2.0	4	0	2	0	0	1	11	11.0
at North Florida	11-16-16		21	4	10	.400	3	6	.500	2	2	1.000	0	1	1	1.5	3	0	0	0	0	1	13	12.0
Penn	11-19-16		18	4	7	.571	3	5	.600	0	0	.000	0	0	0	1.0	1	0	1	2	0	0	11	11.7
vs Stanford	11-24-16		22	1	2	.500	1	2	.500	0	0	.000	0	1	1	1.0	1	0	1	1	1	0	3	9.5
vs Iowa State	11-25-16		16	2	7	.286	1	5	.200	0	0	.000	0	0	0	0.8	1	0	0	1	0	1	5	8.6
vs Florida	11-27-16		9	0	1	.000	0	1	.000	0	0	.000	0	0	0	0.7	1	0	0	0	0	0	0	7.2
RUTGERS	11-30-16		11	0	1	.000	0	1	.000	3	3	1.000	0	1	1	0.7	1	0	1	0	0	0	3	6.6
vs Wofford	12-03-16		20	2	6	.333	2	4	.500	0	0	.000	0	2	2	0.9	1	0	0	0	0	0	6	6.5
SC STATE	12-06-16		25	5	13	.385	5	11	.455	2	2	1.000	1	1	2	1.0	2	0	2	0	0	0	17	7.7
FAU	12-16-16		26	1	4	.250	0	3	.000	0	0	.000	1	1	2	1.1	2	0	0	1	0	0	2	7.1
GEO. WASH.	12-22-16		13	2	5	.400	2	4	.500	0	0	.000	0	3	3	1.3	1	0	0	0	0	0	6	7.0
COLUMBIA	12-28-16		15	1	4	.250	1	4	.250	0	0	.000	0	1	1	1.3	1	0	1	0	0	1	3	6.7
NC STATE	12-31-16		8	1	1	1.000	1	1	1.000	0	0	.000	0	2	2	1.3	0	0	0	0	0	0	3	6.4
at Syracuse	01-04-17		28	6	12	.500	6	12	.500	0	2	.000	0	0	0	1.2	0	0	0	0	0	1	18	7.2
NOTRE DAME	01-12-17		19	1	6	.167	1	5	.200	0	0	.000	0	0	0	1.1	2	0	1	0	0	1	3	6.9
at Pitt	01-14-17		18	2	6	.333	2	6	.333	0	0	.000	1	1	2	1.2	0	0	1	0	0	0	6	6.9
at Wake Forest	01-18-17		13	1	6	.167	1	6	.167	0	0	.000	0	0	0	1.1	1	0	0	0	0	0	3	6.6
at Duke	01-21-17		8	0	2	.000	0	2	.000	0	0	.000	0	1	1	1.1	1	0	0	1	0	0	0	6.3
BOSTON COLLEGE	01-25-17		16	1	6	.167	1	6	.167	0	0	.000	0	1	1	1.1	0	0	0	0	0	0	3	6.1



32 SAM WAARDENBURG

Fr. | 6-9 | 205 | Forward
Henderson, New Zealand | Rangitoto College HS

At Miami: Joined team Dec. 29, 2016 after signing a grant-in-aid ... Eligible immediately, but expected to begin competition in fall of 2017.

Prior to Miami: Won tournament MVP honors when he helped Rangitoto College win the SAS Secondary Schools National Championship. In the final game, he had 18 points, eight rebounds and four blocks ... Internationally, has represented New Zealand in the 3x3 Under 18 World Championship in Kazakhstan ... On the Under 17 men's team that won silver at the age-groups FIBA Oceania Championships ... Under 16 men's team that won bronze at the Australian State Championships ... Played in adidas Nations Tournament in Los Angeles, averaging 13.4 points and 6.4 rebounds in five outings. He was 7-of-11 from long range in the event and named one of the top 10 players of the camp ... Played in the National Basketball Players Association (NBPA) Top 100 High School Basketball Camp in Virginia ... Named the most outstanding player at both the Nike All Asia Camp in Beijing and the Basketball Without Borders Camp in Australia ... Spent time with the Supercity Rangers and the Breakers Academy, which led him to a role as a development player for the SKYCITY Breakers ... Played games in the United States with Harbour Basketball

Personal: Chose Miami over considerations from Virginia, SMU and Utah ... Joins current Hurricane DJ Vasiljevic and incoming freshman Deng Gak, both of Australia, as the third player from the Australasia region of the South Pacific.




2 MIKE ROBINSON

So. | 5-10 | 170 | Guard
New Britain, Conn. | New Britain HS

Book Buster Honor Roll (3.0+ GPA): Fall 2015, Spring 2016

- Team manager turned walk on.
- Nicknames are Mike Rob and Springs.
- As a freshman (2015-16) scored six points, all from long range, in one minute against Utah in the Puerto Rico Tip Off.
- Good athlete who played basketball, football and was on track team, participating in the high jump, long jump, triple jump and 4x100 relay team, in high school.
- Two-year varsity basketball captain. One-year football and track captain.
- William F. Burns Memorial Award and Scholarship. Harry L. Stromquist Memorial Scholarship.
- 2014 Connecticut Association of Schools Scholar-Athlete. Academic all-conference in basketball four seasons.
- Born Michael Andre Robinson May 2, 1996 in New Britain, Conn. Son of Eugene and Veronica Robinson. Brother to Eugene.
- Majoring in finance.
- Favorites: Athlete: Kobe Bryant. Pro Team: Lakers. Athlete in another sport: Cam Newton. Meal: Fried Chicken, Macaroni & Cheese, Corn Bread, Candied yams. Midnight snack: Cinnamon Toast Crunch. Ice Cream: Strawberry. Movie: Love & Basketball. TV Show: Power.
- My first job was: At Target. My dream job is: Financial advisor or manager.

2016-17			
Opposition	P	R	A
W. Carolina	0	0	0
at North Florida	0	0	0
SC State	1	1	0
Pitt	0	0	0
at Duke	0	0	0
2015-16			
Opposition	P	R	A
UT RGV	3	1	0
Mississippi State	0	0	0
Utah	6	0	0
Charlotte	0	0	0
Co. of Charleston	0	0	0
La Salle	3	0	0
North Carolina	0	0	0
Virginia Tech	0	0	0
vs. Villanova	0	0	0



35 CHRIS STOWELL

Jr. | 6-6 | 208 | Forward
Exeter, N.H. | Tilton School | Exeter HS

All-ACC Academic Honor Roll - 2014-15

- President's List (4.0 GPA): Spring 2016, Fall 2015, Spring 2015**
- Provost Honor Roll (3.75+ GPA): Spring 2016, Fall 2015, Spring 2015, Fall 2014**
- Dean's List (3.5+ GPA): Spring 2016, Fall 2015, Spring 2015, Fall 2014**
- Athletic Director's Honor Roll (3.2+ GPA): Spring 2016, Fall 2015, Spring 2015, Fall 2014**
- Book Buster Honor Roll (3.0+ GPA): Spring 2016, Fall 2015, Spring 2015, Fall 2014**

- Last name is pronounced stole.
- Good athleticism and is improving his strength.
- Looking to expand his offensive game to shoot 3-pointers.
- Walk on from New Hampshire who played postgraduate year at Tilton School. Earned postseason coaches award.
- At Exeter High School helped Blue Hawks to state playoffs in both the 2011-12 and 2012-13 seasons. Reached quarterfinals senior year.
- In 2012-13 assisted team to championship game of the 50th Annual Queen City Invitational by scoring 10 points and going 6-for-6 from line in semifinal game.
- Twice earned scholar-athlete award. Honor roll.
- Foote Fellow at UM - a program that is offered to a select number of incoming freshmen who have a record of curricular and co-curricular distinction in high school and exhibit an interest in and capacity for independent and self-motivated learning.
- Born Christopher Michael Stowell on Dec. 29, 1994 in Exeter, N.H.
- Son of Bill and Maria. Brother to Bill, Jr., who played basketball at Plymouth State University.
- Student-Athlete Advisory Committee representative at UM.
- Majoring in entrepreneurship and business technology with minors in international business and sports administration.
- Speaks English, Spanish, some Italian, a little Russian, and is learning Chinese and Hebrew.
- Started playing basketball at age five.
- Favorites: Athlete: Matt Bonner. Athlete in another sport: Alex Rodriguez. Song right now: Hype by Drake. Pro sports team: New York Yankees. Meal: Sloppy Joes. Midnight snack: Ice Cream. Video game: Star Wars Battlefront. Class at UM: Accounting. Book: Harry Potter. Ice Cream: Peanut Butter. Cereal: Cinnamon Toast Crunch. Movie: The Town. TV Show: Game of Thrones. Musical Artist: Drake. Cuban Food: Pastelitos.
- When I played ball as a kid, I pretended I was: Kobe Bryant. My first job was: Golf course cart boy. When I was little, I wanted to be a: Golfer. Now my dream job is: Entrepreneur.

2016-17			
Opposition	P	R	A
W. Carolina	0	0	0
at North Florida	0	0	0
SC State	0	2	0
at Duke	0	0	0
2015-16			
Opposition	P	R	A
UTRGV	0	0	0
Mississippi State	0	0	0
Utah	0	0	0
Charlotte	0	1	0
Co. of Charleston	0	1	0
La Salle	0	1	0
at North Carolina	0	0	0
at Virginia Tech	0	0	0
vs. Villanova	0	0	0
2014-15			
Opposition	P	R	A
Howard	0	0	1
Charlotte	0	0	0
Virginia Tech	0	0	0
at Virginia Tech	0	0	0

THE STAT CREW SYSTEM
Miami Team Game-by-Game Comparison (as of Jan 26, 2017)
All games

Opponent	1st	2nd	Score	Mar	Total FG	FG Pct	3-Pointers	3FG Pct	Free Throws	FT Pct	Rebounds	Assist	T/Over	Block	Steal	Fouls
WESTERN CAROLINA	41/18	51/25	92-43	+49	31-62/17-67	.500/.254	6-13/7-33	.462/212	24-36/2-3	.667/.667	52/36	15/10	10/16	8/3	9/3	15/29
North Florida	48/20	46/36	94-56	+38	37-68/21-61	.544/.344	7-20/7-24	.350/292	13-16/7-13	.813/.538	46/31	14/9	10/14	2/5	9/2	19/17
PENN	28/23	46/39	74-62	+12	28-62/22-56	.452/.393	6-20/9-23	.300/391	12-13/9-13	.923/.692	37/34	10/12	16/21	5/4	11/9	14/14
Stanford	23/27	44/26	67-53	+14	23-50/21-51	.460/412	5-13/3-12	.385/250	16-24/8-11	.667/.727	30/34	7/10	11/18	4/2	8/5	18/25
Iowa State	29/35	27/38	56-73	(17)	18-50/25-61	.360/410	2-16/8-19	.125/421	18-22/15-18	.818/.833	37/36	6/10	19/10	2/1	7/10	18/21
Florida	30/34	26/31	56-65	(9)	23-61/24-52	.377/462	4-14/3-9	.286/333	6-9/14-20	.667/700	37/33	8/11	13/9	2/11	4/9	16/15
RUTGERS	34/28	39/33	73-61	+12	26-54/23-63	.481/365	3-12/3-16	.250/188	18-22/12-16	.818/.750	44/30	9/9	19/11	8/2	7/12	17/18
Wofford	36/24	38/33	74-57	+17	24-48/21-58	.500/362	7-15/5-23	.467/217	19-21/10-15	.905/.667	38/29	15/10	16/13	2/3	7/8	12/17
SOUTH CAROLINA STATE	42/14	40/32	82-46	+36	31-58/18-62	.534/.290	10-25/4-14	.400/286	10-16/6-8	.625/.750	45/31	24/6	12/10	7/2	6/5	12/14
FLORIDA ATLANTIC	39/24	37/32	76-56	+20	25-55/19-57	.455/333	8-19/3-17	.421/176	18-27/15-18	.667/.833	48/29	13/7	12/9	3/3	7/4	18/19
GEORGE WASHINGTON	38/30	34/34	72-64	+8	25-57/23-56	.439/411	7-14/7-22	.500/318	15-19/11-15	.789/.733	34/35	10/11	6/12	3/3	5/5	14/14
COLUMBIA	41/31	37/36	78-67	+11	29-53/26-55	.547/473	8-20/4-11	.400/364	12-21/11-16	.571/.688	34/24	15/18	20/16	7/1	10/9	18/19
NC STATE	41/32	40/31	81-63	+18	31-65/21-54	.477/389	6-20/10-23	.300/435	13-23/11-18	.565/.611	41/33	8/11	8/15	2/1	9/3	17/20
Syracuse	26/34	29/36	55-70	(15)	21-54/25-44	.389/568	11-26/8-19	.423/421	2-10/12-14	.200/.857	26/30	15/16	15/15	2/4	4/6	15/11
NOTRE DAME	28/28	34/39	62-67	(5)	24-63/25-67	.381/373	6-18/5-20	.333/250	8-14/12-14	.571/.857	47/38	7/15	13/6	12/1	3/9	12/11
Pitt	36/27	36/19	72-46	+26	30-54/18-53	.556/340	10-21/5-17	.476/294	2-3/5-8	.667/.625	37/23	17/9	18/14	6/1	6/3	14/7
Wake Forest	34/48	45/48	79-96	(17)	26-60/30-52	.433/577	8-23/9-19	.348/474	19-25/27-33	.760/.818	30/32	14/17	9/9	1/2	3/3	26/25
Duke	36/25	22/45	58-70	(12)	22-55/24-52	.400/462	7-16/5-16	.438/313	7-15/17-23	.467/.739	36/34	10/9	18/10	3/2	6/9	18/19
BOSTON COLLEGE	30/22	48/55	78-77	+1	27-54/29-62	.500/468	6-18/9-23	.333/391	18-24/10-15	.750/.667	35/33	12/16	15/12	5/2	7/9	15/18

Note: Game totals are displayed in the format TEAM/OPPONENT for each category

THE STAT CREW SYSTEM
Miami Combined Team Statistics (as of Jan 25, 2017)
Conference games

RECORD:	OVERALL	HOME	AWAY	NEUTRAL
ALL GAMES	3-4	2-1	1-3	0-0
CONFERENCE	3-4	2-1	1-3	0-0
NON-CONFERENCE	0-0	0-0	0-0	0-0

##	Player	gp-gs	min	avg	Total		3-Point		F-Throw		Rebounds				pf	dq	a	to	blk	stl	pts	avg	
					fg-fga	fg%	3fg-fga	3fg%	ft-fta	ft%	off	def	tot	avg									
05	Davon Reed	7-7	260	37.1	44-95	.463	21-52	.404	16-18	.889	3	24	27	3.9	13	0	22	20	8	8	125	17.9	
00	Ja'Quan Newton	7-7	234	33.4	38-85	.447	2-10	.200	24-37	.649	5	20	25	3.6	15	0	24	30	0	5	102	14.6	
11	Bruce Brown	7-7	225	32.1	33-63	.524	11-20	.550	9-18	.500	11	33	44	6.3	18	0	21	12	7	12	86	12.3	
03	Anthony Lawrence	7-1	152	21.7	15-39	.385	8-21	.381	6-10	.600	11	14	25	3.6	17	0	8	7	1	5	44	6.3	
21	Kamari Murphy	7-7	210	30.0	17-37	.459	0-0	.000	8-14	.571	23	38	61	8.7	19	1	2	10	7	2	42	6.0	
20	Dewan Huell	7-6	126	18.0	16-31	.516	0-1	.000	4-9	.444	10	10	20	2.9	13	0	3	6	3	4	36	5.1	
04	DJ Vasiljevic	7-0	110	15.7	12-39	.308	12-38	.316	0-2	.000	1	5	6	0.9	4	0	2	1	0	2	36	5.1	
15	Ebuka Izundu	7-0	75	10.7	6-15	.400	0-0	.000	1-4	.250	10	14	24	3.4	18	1	1	4	4	0	13	1.9	
14	Rodney Miller	4-0	6	1.5	0-1	.000	0-0	.000	1-2	.500	0	0	0	0.0	0	0	0	0	1	0	1	0.3	
35	Chris Stowell	1-0	0	0.0	0-0	.000	0-0	.000	0-0	.000	0	0	0	0.0	0	0	0	0	0	0	0	0.0	
02	Mike Robinson	2-0	2	1.0	0-0	.000	0-0	.000	0-0	.000	0	0	0	0.0	0	0	0	0	0	0	0	0.0	
Team											11	9	20										
Total.....		7	1400		181-405	.447	54-142	.380	69-114	.605	85	167	252	36.0	117	2	83	96	31	38	485	69.3	
Opponents.....		7	1400		172-384	.448	51-137	.372	94-125	.752	61	162	223	31.9	111	5	93	81	13	42	489	69.9	

TEAM STATISTICS	UM	OPP	Date	Opponent	Score	Att.
SCORING	485	489	* 12-31-16	NC STATE	W 81-63	6837
Points per game	69.3	69.9	* 01-04-17	at Syracuse	L 55-70	17393
Scoring margin	-0.6	-	* 01-12-17	NOTRE DAME	L 62-67	7972
FIELD GOALS-ATT	181-405	172-384	* 01-14-17	at Pitt	W 72-46	9714
Field goal pct	.447	.448	* 01-18-17	at Wake Forest	L 79-96	9691
3 POINT FG-ATT	54-142	51-137	* 01-21-17	at Duke	L 58-70	9314
3-point FG pct	.380	.372	* 01-25-17	BOSTON COLLEGE	W 78-77	7139
3-pt FG made per game	7.7	7.3	^ = AdvoCare Invitational, Orlando, Fla.			
FREE THROWS-ATT	69-114	94-125	@ = ACC/Big Ten Challenge			
Free throw pct	.605	.752	% = Hoophall Miami Invitational			
F-Throws made per game	9.9	13.4	* = Conference game			
REBOUNDS	252	223				
Rebounds per game	36.0	31.9				
Rebounding margin	+4.1	-				
ASSISTS	83	93				
Assists per game	11.9	13.3				
TURNOVERS	96	81				
Turnovers per game	13.7	11.6				
Turnover margin	-2.1	-				
Assist/turnover ratio	0.9	1.1				
STEALS	38	42				
Steals per game	5.4	6.0				
BLOCKS	31	13				
Blocks per game	4.4	1.9				
ATTENDANCE	21948	46112				
Home games-Avg/Game	3-7316	4-11528				
Neutral site-Avg/Game	-	0-0				

Score by Periods	1st	2nd	Totals
Miami	231	254	485
Opponents	216	273	489

THE STAT CREW SYSTEM
Miami Combined Team Statistics (as of Jan 25, 2017)
All games

RECORD:	OVERALL	HOME	AWAY	NEUTRAL
ALL GAMES	13-6	9-1	2-3	2-2
CONFERENCE	3-4	2-1	1-3	0-0
NON-CONFERENCE	10-2	7-0	1-0	2-2

##	Player	gp-gs	min	avg	Total		3-Point		F-Throw		Rebounds				pf	dq	a	to	blk	stl	pts	avg		
					fg-fga	fg%	3fg-fga	3fg%	ft-fa	ft%	off	def	tot	avg										
05	Davon Reed	19-19	657	34.6	99-219	.452	48-119	.403	49-59	.831	10	67	77	4.1	26	0	45	43	14	25	295	15.5		
00	Ja'Quan Newton	19-19	616	32.4	107-224	.478	8-28	.286	64-92	.696	15	54	69	3.6	31	0	74	69	1	21	286	15.1		
11	Bruce Brown	19-15	579	30.5	76-162	.469	19-49	.388	41-61	.672	34	97	131	6.9	45	1	60	34	12	31	212	11.2		
03	Anthony Lawrence	19-7	445	23.4	43-100	.430	19-50	.380	24-36	.667	20	56	76	4.0	47	1	23	28	10	26	129	6.8		
20	Dewan Huell	19-12	374	19.7	55-106	.519	0-1	.000	19-28	.679	35	43	78	4.1	41	0	5	18	14	9	129	6.8		
21	Kamari Murphy	19-19	534	28.1	51-105	.486	0-1	.000	24-41	.585	55	99	154	8.1	48	2	9	35	15	5	126	6.6		
04	DJ Vasiljevic	19-0	329	17.3	38-107	.355	33-91	.363	7-9	.778	4	17	21	1.1	23	0	10	6	1	6	116	6.1		
15	Ebuka Izundu	18-4	200	11.1	28-47	.596	0-0	.000	17-23	.739	28	30	58	3.2	41	1	3	18	16	4	73	4.1		
14	Rodney Miller	11-0	44	4.0	4-8	.500	0-0	.000	4-9	.444	3	4	7	0.6	5	0	0	1	1	0	12	1.1		
02	Mike Robinson	5-0	13	2.6	0-4	.000	0-3	.000	1-2	.500	1	0	1	0.2	1	0	0	1	0	1	1	0.2		
35	Chris Stowell	4-0	9	2.3	0-1	.000	0-1	.000	0-0	.000	0	2	2	0.5	0	0	0	0	0	0	0	0.0		
Team											29	31	60											
Total.....		19	3800		501-1083	.463	127-343	.370	250-360	.694	234	500	734	38.6	308	5	229	260	84	128	1379	72.6		
Opponents.....		19	3800		432-1083	.399	114-360	.317	214-291	.735	192	413	605	31.8	333	7	216	240	53	123	1192	62.7		

TEAM STATISTICS	UM	OPP	Date	Opponent	Score	Att.
SCORING	1379	1192	11-11-16	WESTERN CAROLINA	w 92-43	7142
Points per game	72.6	62.7	11-16-16	at North Florida	w 94-56	3148
Scoring margin	+9.8	-	11-19-16	PENN	w 74-62	6753
FIELD GOALS-ATT	501-1083	432-1083	^ 11-24-16	vs Stanford	w 67-53	2436
Field goal pct	.463	.399	^ 11-25-16	vs Iowa State	L 56-73	1876
3 POINT FG-ATT	127-343	114-360	^ 11-27-16	vs Florida	L 56-65	1216
3-point FG pct	.370	.317	@ 11-30-16	RUTGERS	w 73-61	7064
3-pt FG made per game	6.7	6.0	% 12-03-16	vs Wofford	w 74-57	4885
FREE THROWS-ATT	250-360	214-291	12-06-16	SOUTH CAROLINA STATE	w 82-46	6489
Free throw pct	.694	.735	12-16-16	FLORIDA ATLANTIC	w 76-56	6857
F-Throws made per game	13.2	11.3	12-22-16	GEORGE WASHINGTON	w 72-64	6871
REBOUNDS	734	605	12-28-16	COLUMBIA	w 78-67	7045
Rebounds per game	38.6	31.8	* 12-31-16	NC STATE	w 81-63	6837
Rebounding margin	+6.8	-	* 01-04-17	at Syracuse	L 55-70	17393
ASSISTS	229	216	* 01-12-17	NOTRE DAME	L 62-67	7972
Assists per game	12.1	11.4	* 01-14-17	at Pitt	w 72-46	9714
TURNOVERS	260	240	* 01-18-17	at Wake Forest	L 79-96	9691
Turnovers per game	13.7	12.6	* 01-21-17	at Duke	L 58-70	9314
Turnover margin	-1.1	-	* 01-25-17	BOSTON COLLEGE	w 78-77	7139
Assist/turnover ratio	0.9	0.9				
STEALS	128	123	^ = AdvoCare Invitational, Orlando, Fla.			
Steals per game	6.7	6.5	@ = ACC/Big Ten Challenge			
BLOCKS	84	53	% = Hoophall Miami Invitational			
Blocks per game	4.4	2.8	* = Conference game			
ATTENDANCE	70169	59673				
Home games-Avg/Game	10-7017	5-9852				
Neutral site-Avg/Game	-	4-2603				

Score by Periods	1st	2nd	Totals
Miami	660	719	1379
Opponents	524	668	1192