



29

#10/11 Duke (22-6, 10-5) at RV/RV Miami (19-8, 9-6)

Saturday, February 25, 2017 // 4 p.m. ET // CBS
Coral Gables, Fla. // Watsco Center (7,972)

2016-17 SCHEDULE

BASKETBALL HALL OF FAME TIP-OFF (CAMERON INDOOR STADIUM - DURHAM, N.C.)		
N11	[1/-] MARIST (ACCN EXTRA)	W, 94-49
N12	[1/-] GRAND CANYON (RSN)	W, 96-61
State Farm Champions Classic (Madison Square Garden - New York, N.Y.)		
N15	[1/7] vs. Kansas (ESPN)	L, 75-77
Basketball Hall of Fame Tip-Off (Mohegan Sun Arena - Uncasville, Conn.)		
N19	[1/-] vs. Penn State (ACCN Extra)	W, 78-68
N20	[1/21] vs. Rhode Island (ESPN)	W, 75-65
N23	[6/-] WILLIAM & MARY (ESPNU)	W, 88-67
N26	[6/-] APPALACHIAN STATE (RSN)	W, 93-58
ACC/BIG TEN CHALLENGE		
N29	[5/-] MICHIGAN STATE (ESPN)	W, 78-69
D3	[5/-] MAINE (ESPN2)	W, 94-55
Jimmy V Classic (Madison Square Garden - New York, N.Y.)		
D6	[5/21] vs. Florida (ESPN)	W, 84-74
D10	[5/-] vs. UNLV^ (ESPN)	W, 94-55
D19	[5/-] TENNESSEE STATE (ESPN2)	W, 65-55
D21	[5/-] vs. Elon+ (ESPN2)	W, 72-61
D31	[5/-] at Virginia Tech (ESPN2)	L, 75-89
J4	[8/-] GEORGIA TECH (ESPN2)	W, 110-57
J7	[8/-] BOSTON COLLEGE (RSN)	W, 93-82
J10	[7/9] at Florida State (ACCN)	L, 72-88
J14	[7/14] at Louisville (ESPN)	L, 69-78
J21	[18/-] MIAMI (ESPN)	W, 70-58
J23	[17/-] NC STATE (ESPN)	L, 82-84
J28	[17/-] at Wake Forest (ACCN)	W, 85-83
J30	[21/20] at Notre Dame (ESPN)	W, 84-74
F4	[21/-] PITTSBURGH (CBS)	W, 72-64
F9	[18/8] NORTH CAROLINA (ESPN/ACCN)	W, 86-78
F11	[18/-] CLEMSON (ACCN)	W, 64-62
F15	[12/14] at Virginia (ESPN2)	W, 65-55
F18	[12/-] WAKE FOREST (ACCN)	W, 99-94
F22	[10/-] at Syracuse (ESPN)	L, 75-78
F25	[10/-] at Miami (CBS)	4 p.m. ET
F28	[-/-] FLORIDA STATE (ESPN2)	7 P.M. ET
M4	[-/-] at North Carolina (ESPN)	8 p.m. ET
ACC Tournament (Barclays Center - Brooklyn, N.Y.)		
M7-11	[-/-] vs. TBD (ESPN/ESPN2/ESPNU/ACCN)	TBD

[] - denotes Duke/opponent AP ranking at time of game
^ - T-Mobile Arena (Las Vegas, Nev.)
+ - Greensboro Coliseum (Greensboro, N.C.)

DUKE INFORMATION

Duke	
Blue Devils	
Record	22-6 (10-5 ACC)
Rankings (AP/Coaches)	10/11
Last Game	L, 75-78 at Syracuse (2/22/17)
Head Coach	Mike Krzyzewski (Army, '69)
Career Record	1,065-327/42nd Season
Duke Record	992-268/37th Season

OPPONENT INFORMATION

Miami	
Hurricanes	
Record	19-8 (9-6 ACC)
Rankings (AP/Coaches)	RV/RV
Last Game	W, 54-48 (OT) at Virginia (2/20/17)
Head Coach	Jim Larranaga (Providence, '71)
Career Record	607-399/33rd Season
Miami Record	137-65/6th Season

BROADCAST INFORMATION

CBS	Play-by-Play: Ian Eagle Analyst: Bill Raftery Analyst: Grant Hill
WatchESPN Link	N/A
Blue Devil IMG Sports Network	Play-by-Play: Bob Harris Analyst: John Roth
Compass Media Networks	Play-by-Play: Gregg Daniels Analyst: Rick Mahorn
Sirius/XM	81/81

DUKE BLUE DEVIL AVERAGES

No.	Name (Ht., Wt., Yr.)	Pos.	PPG	RPG	APG	Notables
0	Jayson Tatum (6-8, 205, Fr.)	F	16.6	7.4	2.2	2nd-leading freshman scorer and rebounder in ACC
1	Harry Giles (6-10, 240, Fr.)	F	4.9	4.1	0.4	Shooting .714 from the field in Duke's last 13 games
2	Chase Jeter (6-10, 230, So.)	F/C	2.6	2.7	0.4	6 boards at FSU were most since season opener (8)
3	Grayson Allen (6-5, 202, Jr.)	G	15.0	4.2	3.9	Duke is 24-6 (.800) when he leads team in scoring
5	Luke Kennard (6-6, 202, So.)	G	20.1	5.2	2.6	Has ACC-best streak of 31 straight games w/ a 3FG
12	Javin DeLaurier (6-10, 220, Fr.)	F	1.7	2.3	0.1	Six of his eight field goals this season are dunks
13	Matt Jones (6-5, 204, Sr.)	G	7.8	3.0	2.0	Has a career-high 46 steals; ranks 4th in ACC (1.6)
15	Frank Jackson (6-3, 205, Fr.)	G	9.6	2.1	1.8	Duke's first sub in a team-high 12 games
20	Marques Bolden (6-11, 245, Fr.)	C	2.1	1.2	0.1	Six points vs. Wake Forest were most since Jan. 21
21	Amile Jefferson (6-9, 224, Gr.)	F	11.3	8.7	1.8	Shooting a career-best .623 from the line
30	Antonio Vrankovic (7-0, 261, So.)	C	3.1	3.0	0.5	Has seen action in 10 games
34	Sean Obi (6-9, 255, Jr.)	F	-	-	-	Transferred to Duke prior to 2014-15 season
41	Jack White (6-7, 215, Fr.)	F	2.3	1.4	0.1	Has seen action in nine games
45	Nick Pagliuca (6-3, 195, Sr.)	G	0.0	0.0	0.5	Has seen action in 28 career games
50	Justin Robinson (6-8, 194, R-Fr.)	F	0.3	0.3	0.0	Has played in four games
53	Brennan Besser (6-5, 188, So.)	G	0.0	0.0	0.0	Has seen action in two career games

THE OPENING TIP

- No. 10/11 Duke will look to rebound from its first February loss when it visits Miami on Saturday.
- The contest is the second in a span of three road games in 11 days for Duke down the stretch. Duke head coach **Mike Krzyzewski** has won an ACC-record 171 league road games.
- Duke has utilized the same starting lineup in seven of its last eight games. The lone exception was against Pitt, when **Frank Jackson** started for a hobbled **Matt Jones**.
- Two players are on the verge of joining Duke's 1,000-point club as **Amile Jefferson** needs just eight points to reach the milestone and **Luke Kennard** needs 13.
- Duke leads the ACC with an average of 9.3 three-pointers per game in league play. Duke is shooting .424 from deep over its last eight games, making 10.8 per game in the span.
- On average, Duke outscores opponents by 10.5 points from three-point territory.
- Kennard ranks third in the ACC with an average of 35.1 minutes per game. Despite the workload, he leads the ACC in three-point percentage (.461) and ranks second in scoring.
- **Jayson Tatum** is averaging 18.8 points in Duke's last four games. He is shooting .521 from the floor and .591 from deep while making all 12 of his free throw attempts.
- Jefferson has blocked a career-high 42 shots this season and needs five blocks to move into a tie for 10th place on Duke's career list (120).

DUKE 2016-17 WINS VS. LOSSES

Category	Wins	Losses
Points per game	83.6	74.7
Opponent points per game	65.2	82.3
Field goal pct.	.493	.438
Opponent field goal pct.	.412	.517
3FG percentage	.394	.326
Opponent 3FG pct.	.288	.378
Free throw pct.	.771	.715
Rebounds per game	37.3	34.3
Rebound margin	+5.3	+0.3
Assists per game	14.7	11.7
Turnovers per game	10.9	13.3
Turnover margin	+2.0	-2.3
Steals per game	6.2	4.7
Blocks per game	4.5	4.2

DUKE IN THE NCAA (THROUGH FEB. 22)

Category	Rank (Avg.)
Winning percentage	28th (.786)
Scoring offense	24th (81.7)
Scoring defense	89th (68.9)
Scoring margin	15th (12.8)
Field goal percentage	29th (48.1)
Field goal percentage defense	169th (43.4)
Three-point field goals per game	72nd (8.6)
Three-point field goal percentage	58th (38.0)
Three-point field goal pct. defense	16th (30.5)
Free throw percentage	26th (75.8)
Rebound margin	58th (+4.3)
Assists per game	142nd (14.0)
Assist-to-turnover ratio	64th (1.23)
Blocks per game	63rd (4.4)
Steals per game	206th (5.9)
Turnovers per game	36th (11.4)
Turnover margin	118th (1.1)
Personal fouls per game	123rd (18.4)
Offensive rebounds per game	169th (10.5)
Defensive rebounds per game	107th (26.1)
Total rebounds per game	129th (36.7)

STATISTICAL COMPARISON

Duke	Category	Miami
81.7	Points per Game	71.6
68.9	Opponent Points per Game	63.7
.481	Field Goal Percentage	.462
.434	Opponent Field Goal Percentage	.411
.380	Three-Point Field Goal Percentage	.364
.305	Opponent Three-Point Field Goal Percentage	.329
8.6	Three-Point Field Goals per Game	6.5
5.1	Opponent Three-Point Field Goals per Game	6.3
.758	Free Throw Percentage	.722
+4.3	Rebound Margin	+5.9
14.0	Assists per Game	12.2
11.4	Turnovers per Game	13.0
4.4	Blocks per Game	4.1
5.9	Steals per Game	6.4
18.4	Fouls per Game	15.6

DUKE VS. MIAMI - LAST 10 GAMES | ALL-TIME SERIES: DUKE LEADS, 18-6

Date	Location	Result	Duke's Leading Scorer
3/13/10	Greensboro, N.C.	W, 77-74	Kyle Singler, 27
1/2/11	Durham, N.C.	W, 74-63	Nolan Smith, 28
2/13/11	Coral Gables, Fla.	W, 81-71	Nolan Smith, 18
2/5/12	Durham, N.C.	L, 74-78 (OT)	Seth Curry, 22
1/23/13	Coral Gables, Fla.	L, 63-90	Rasheed Sulaimon, 16
3/2/13	Durham, N.C.	W, 79-76	Ryan Kelly, 36
1/22/14	Coral Gables, Fla.	W, 67-46	Jabari Parker, 17
1/13/15	Durham, N.C.	L, 74-90	Quinn Cook, 18
1/25/16	Coral Gables, Fla.	L, 69-80	Brandon Ingram, 19
1/21/17	Durham, N.C.	W, 70-58	Jayson Tatum, 14

DUKE RECORD BY STARTING LINEUP

Allen, Kennard, Jones, Tatum, Jefferson	8-1 (.889)
Jackson, Allen, Kennard, Jones, Jefferson	5-0 (1.000)
Jones, Allen, Kennard, Jefferson, Jeter	4-1 (.800)
Allen, Kennard, Tatum, Jefferson, Giles	3-0 (1.000)
Allen, Jones, Kennard, Tatum, Giles	0-2 (.000)
Jackson, Allen, Kennard, Tatum, Jefferson	1-0 (1.000)
Jones, Kennard, Tatum, Jefferson, Jeter	1-0 (1.000)
Jackson, Kennard, Jones, Tatum, Jefferson	0-1 (.000)
Jackson, Jones, Tatum, Jefferson, Bolden	0-1 (.000)

DUKE SPECIALTY STATS COMPARISON

Opponent	Paint	Off TO	2nd Chance	Fast Break	Bench
Marist	38/22	12/7	19/6	6/12	35/22
Grand Canyon	40/38	22/16	12/6	13/4	28/15
vs. Kansas	30/48	13/16	2/18	0/12	11/17
vs. Penn State	36/38	20/11	6/7	2/16	19/5
vs. Rhode Island	38/36	7/10	14/8	2/8	0/13
William & Mary	30/32	19/13	11/6	2/7	16/19
Appalachian State	42/18	24/10	16/11	4/2	14/19
Michigan State	38/38	19/11	16/2	2/4	4/22
Maine	44/18	9/5	18/8	4/0	22/13
vs. Florida	36/40	17/12	14/9	8/10	22/13
vs. UNLV	50/16	22/9	13/6	6/0	30/10
Tennessee State	18/32	14/15	13/3	5/0	5/5
vs. Elon	28/30	24/6	8/6	6/2	8/18
at Virginia Tech	44/44	13/11	7/11	10/15	4/25
Georgia Tech	44/30	26/13	16/9	6/4	36/6
Boston College	38/48	29/15	1/14	6/4	27/15
at Florida State	28/56	12/22	7/19	4/13	4/21
at Louisville	26/36	7/13	5/13	6/6	3/16
Miami	34/28	31/12	6/10	4/4	31/0
NC State	40/38	14/14	12/10	12/9	41/18
at Wake Forest	16/26	16/18	10/8	2/5	17/11
at Notre Dame	36/20	4/22	14/4	4/4	6/19
Pittsburgh	20/40	9/7	9/12	3/4	6/7
North Carolina	24/34	5/11	3/12	3/5	17/25
Clemson	18/34	4/8	0/13	0/10	10/15
at Virginia	16/26	13/9	3/4	2/0	7/18
Wake Forest	38/46	4/12	12/19	6/8	20/16
at Syracuse	26/28	10/10	17/5	9/16	8/5
at Miami					
Florida State					
at North Carolina					
TOTALS	916/940	419/338	284/259	137/184	451/408
AVERAGES	32.7/33.6	15.0/12.1	10.1/9.3	4.9/6.6	16.1/14.6

112TH SEASON OF BASKETBALL

- The 2016-17 campaign marks the 112th season of Duke basketball. The Blue Devils have compiled a 2,109-870 all-time record to rank fourth all-time in victories.
- Only Kentucky (2,228), Kansas (2,211) and North Carolina (2,197) have more all-time wins than Duke (through Feb. 22).
- Duke's all-time .708 winning percentage is also the fourth-best in NCAA history, behind only Kentucky (.764), North Carolina (.737) and Kansas (.723).

COACH 1K

- Mike Krzyzewski owns a 1,065-327 (.765) record over 41-plus seasons as a head coach, including a 992-268 (.787) mark at Duke (36-plus seasons).
- Coach K became the first men's coach in Division I college basketball to record 1,000 career victories with a 77-68 win over St. John's on Jan. 25, 2015 at Madison Square Garden.
- Krzyzewski has also won a record 455 ACC games (regular season and tournament), having passed Dean Smith (422) on Feb. 4, 2015.
- Coach K owns 992 of Duke's 2,109 all-time wins, translating to 47.0 percent of the wins in the history of Duke men's basketball.
- Duke has won at least 20 games in 21 consecutive seasons, making Coach K the third coach in Division I men's history to do so.

MORE COACH K MILESTONES

- Duke head coach Mike Krzyzewski holds the NCAA record for wins at one school with 992 in his tenure at Duke.
- Coach K, the only men's coach in Division I history to win 1,000 games overall, needs just eight victories to get to 1,000 at Duke.
- Coach K earned his 500th win at Cameron Indoor Stadium when Duke defeated Pitt on Feb. 4.

Coaching Victories at One School

Rk	Coach, School	Wins
1.	Mike Krzyzewski, Duke	992
2.	Jim Boeheim, Syracuse	901
3.	Dean Smith, North Carolina	879
4.	Adolph Rupp, Kentucky	876
5.	Jim Phelan, Mount St. Mary's	830

through Feb. 22

SUSTAINED SUCCESS

- Duke has won 20 or more games 52 times in its 111-plus years of basketball. Including its 22-6 mark this season, Duke has now won at least 20 games for 21 consecutive seasons.
- The Blue Devils have recorded 30 or more wins 14 times under Coach K, the most by a coach in NCAA history.
- Duke is one of eight programs nationally to win at least 25 games in each of the last four seasons along with Arizona, Gonzaga, Kansas, Michigan State, Stephen F. Austin, VCU and Wichita State.

CONSISTENT OFFENSIVE EFFICIENCY

- Duke ranks seventh nationally in adjusted offensive efficiency (points scored per 100 possessions) at a rate of 121.6.
- The Blue Devils are the only team to finish in the nation's top 10 in adjusted offensive efficiency in each of the last eight years.

Adjusted Offensive Efficiency since 2008-09

Year	AdjO	National Rank
2008-09	116.0	8th
2009-10	120.0	1st
2010-11	117.7	5th
2011-12	114.5	10th
2012-13	116.7	5th
2013-14	123.5	2nd
2014-15	121.6	3rd
2015-16	119.3	7th
2016-17	121.6	7th

through Feb. 22

THREES FALLING IN ACC PLAY

- Duke is averaging a league-high 9.3 three-pointers per game in ACC play and ranks second in the league with a .399 three-point field goal percentage in conference action.
- Over its last 33 ACC games dating back to last season, Duke is shooting .393 (311-of-791) from outside the arc, translating to 9.4 treys per game.
- The Blue Devils are shooting .424 from deep (86-of-203) over their last eight games, making 10.8 per game and sinking double-figure threes in six of the eight outings.

CONVERTING AT THE LINE

- Duke is shooting .758 from the free throw line as a team this season, which is trending just shy of the fifth-best single-season percentage in program history (.761 in 2005-06).
- The Blue Devils' current free throw percentage stands as the team's best since shooting .759 as a unit in 2009-10.

HIGH-LEVEL BALL SECURITY

- Duke has turned the ball over via an opponent steal on just 6.6 percent of its possessions this season, the 10th-best rate in the country.
- Duke's 6.6 percent offensive steal rating is also third-best among major conference teams.
- The Blue Devils rank 38th nationally in overall turnover percentage, giving the ball away on just 16.3 percent of their possessions.

Offensive Steal Percentage - Major Conferences, 2016-17

Rk	Team	O STL %
1.	Iowa State	6.3
2.	Kentucky	6.4
3.	Duke	6.6
4.	Michigan	6.7
5.	Florida State	6.9
6.	Mississippi State	6.9
7.	California	7.0
8.	Ohio State	7.1
9.	Arizona State	7.1
10.	Arkansas	7.2

through Feb. 22

DUKE SEASON & CAREER TOTALS

	2016-17	Career
Double-Figure Scoring Games		
Grayson Allen	19 (16-3)	58 (46-12)
Luke Kennard	27 (21-6)	48 (36-12)
Amile Jefferson	16 (14-2)	44 (36-8)
Matt Jones	14 (11-3)	41 (34-7)
Jayson Tatum	18 (13-5)	18 (13-5)
Frank Jackson	13 (12-1)	13 (12-1)
Harry Giles	2 (2-0)	2 (2-0)
Chase Jeter	1 (1-0)	1 (1-0)
20+ Point Games		
Grayson Allen	8 (7-1)	28 (23-5)
Luke Kennard	15 (10-5)	22 (14-8)
Jayson Tatum	4 (3-1)	4 (3-1)
Amile Jefferson	2 (2-0)	2 (2-0)
Matt Jones	0 (0-0)	2 (2-0)
Frank Jackson	1 (1-0)	1 (1-0)
30+ Point Games		
Grayson Allen	1 (1-0)	5 (5-0)
Luke Kennard	3 (2-1)	4 (2-2)
10+ Rebound Games		
Amile Jefferson	9 (8-1)	26 (23-3)
Grayson Allen	1 (1-0)	3 (3-0)
Jayson Tatum	2 (1-1)	2 (1-1)
Harry Giles	1 (1-0)	1 (1-0)
Luke Kennard	0 (0-0)	1 (1-0)
Antonio Vrankovic	1 (1-0)	1 (1-0)
15+ Rebound Games		
Amile Jefferson	4 (4-0)	6 (5-1)
Double-Doubles		
Amile Jefferson	6 (6-0)	14 (12-2)
Grayson Allen	2 (2-0)	4 (4-0)
Jayson Tatum	2 (1-1)	2 (1-1)
Harry Giles	1 (1-0)	1 (1-0)
Luke Kennard	0 (0-0)	1 (1-0)
20-10 Games		
Grayson Allen	0 (0-0)	2 (2-0)
15-15 Games		
Amile Jefferson	3 (3-0)	4 (3-1)
10+ Assist Games		
Grayson Allen	1 (1-0)	1 (1-0)
3+ Steal Games		
Matt Jones	7 (7-0)	15 (13-2)
Grayson Allen	2 (2-0)	8 (7-1)
Luke Kennard	1 (1-0)	4 (4-0)
Amile Jefferson	1 (1-0)	3 (3-0)
Jayson Tatum	2 (2-0)	2 (2-0)
Frank Jackson	1 (1-0)	1 (1-0)
Chase Jeter	1 (1-0)	1 (1-0)
3+ Three-Point FG Games		
Grayson Allen	9 (9-0)	26 (20-6)
Matt Jones	6 (4-3)	24 (20-4)
Luke Kennard	11 (9-2)	19 (14-5)
Jayson Tatum	4 (2-2)	4 (2-2)
Frank Jackson	3 (3-0)	3 (3-0)
Scoring Leaders		
Grayson Allen	8 (7-1)	30 (24-6)
Luke Kennard	13 (8-5)	17 (10-7)
Jayson Tatum	4 (4-0)	4 (4-0)
Frank Jackson	3 (3-0)	3 (3-0)
Matt Jones	0 (0-0)	3 (2-1)
Amile Jefferson	0 (0-0)	2 (1-1)
Rebounding Leaders		
Amile Jefferson	13 (12-1)	40 (37-3)
Jayson Tatum	8 (6-2)	8 (6-2)
Grayson Allen	3 (2-1)	6 (5-1)
Luke Kennard	2 (1-1)	4 (1-3)
Harry Giles	1 (1-0)	1 (1-0)
Frank Jackson	1 (0-1)	1 (0-1)
Chase Jeter	1 (0-1)	1 (0-1)
Antonio Vrankovic	1 (1-0)	1 (1-0)
Assists Leaders		
Grayson Allen	13 (11-2)	35 (27-8)
Matt Jones	5 (5-0)	11 (9-2)
Amile Jefferson	4 (3-1)	9 (8-1)
Luke Kennard	6 (3-3)	10 (4-6)
Jayson Tatum	4 (3-1)	4 (3-1)
Frank Jackson	2 (2-0)	2 (2-0)
Chase Jeter	0 (0-0)	1 (1-0)

Record in such games in ()

STREAKS

Overall	Lost 1
Unranked teams anywhere	Lost 1
Ranked teams anywhere	Won 3
Home	Won 4
Home ACC	Won 4
Home non-conference	Won 132
Home unranked non-conference	Won 124
Home ranked teams	Won 1
Home unranked teams	Won 3
Road	Lost 1
Road ACC	Lost 1
Road ranked teams	Won 2
Road unranked teams	Lost 1
Neutral	Won 5
Neutral ranked teams	Won 2
Neutral unranked teams	Won 5

Consecutive Made Free Throws (active streak)

Jayson Tatum	16
Amile Jefferson	8
Frank Jackson	6
Grayson Allen	3
Marques Bolden	2
Sean Obi	2
Jack White	2
Javin DeLaurier	1
Luke Kennard	1

Consecutive Games with a Three-Point Field Goal

Luke Kennard	31
Grayson Allen	9
Jayson Tatum	6
Matt Jones	4

Games Played	2016-17	Career
Amile Jefferson	26 (22-4)	141 (118-23)
Matt Jones	28 (22-6)	134 (107-27)
Grayson Allen	26 (21-5)	97 (78-19)
Luke Kennard	28 (22-6)	64 (47-17)
Chase Jeter	16 (12-4)	48 (34-14)
Nick Pagliuca	4 (4-0)	28 (27-1)
Frank Jackson	27 (21-6)	27 (21-6)
Jayson Tatum	20 (15-5)	20 (15-5)
Marques Bolden	18 (14-4)	18 (14-4)
Harry Giles	17 (12-5)	17 (12-5)
Antonio Vrankovic	10 (10-0)	15 (15-0)
Javin DeLaurier	10 (7-3)	10 (7-3)
Sean Obi	0 (0-0)	10 (7-3)
Jack White	9 (8-1)	9 (8-1)
Justin Robinson	4 (4-0)	4 (4-0)
Brennan Besser	1 (1-0)	2 (2-0)

Starts

	Consecutive	Career
Amile Jefferson	35 (30-5)	94 (79-15)
Matt Jones	5 (4-1)	77 (58-18)
Grayson Allen	8 (7-1)	60 (45-15)
Luke Kennard	8 (7-1)	38 (27-11)
Jayson Tatum	17 (12-5)	18 (13-5)
Frank Jackson	0	8 (6-2)
Chase Jeter	0	6 (5-1)
Harry Giles	0	5 (3-2)
Marques Bolden	0	1 (0-1)

Record in such games in ()

NOTHING EASY OUTSIDE THE ARC

- Duke's perimeter defense has been stifling in 2016-17, holding teams to a .305 mark from three-point range that ranks 16th nationally and fifth among major-conference teams.
- The Blue Devils are allowing opponents to make an average of only 5.1 three-pointers per game.
- Duke has outscored teams by 294 points (726-432), an average of 10.5 points per game, from three-point territory.

3FG Percentage Defense, Major Conference Teams - 2016-17

Rk	Team	Opp. 3FG%
1.	South Carolina	29.2
2.	Florida	30.0
3.	Minnesota	30.0
4.	Louisville	30.5
5.	Duke	30.5
6.	Oregon	30.5
7.	Kentucky	30.7
8.	Villanova	30.8
9.	Arizona	30.8
10.	California	31.1

through Feb. 22

READY TO PLAY FROM THE JUMP

- Duke has held a lead at the half in 18 games this season, outscoring opponents by an average of 6.7 points (1,078-891) in the opening period.
- The Blue Devils have held 12 teams to less than 30 opening-half points, including 18 on .179 shooting by Clemson on Feb. 11.

TRYING TO GET MORE TO 1,000

- Grayson Allen (1,321) is the only active member of Duke's 1,000-point club, but he may soon have company on the 2016-17 roster.
- Amile Jefferson needs eight points to reach 1,000, while Luke Kennard is 13 shy of the mark.
- Should either Jefferson or Kennard reach 1,000 this season, it would mark the 31st time in program history that Duke has had two active 1,000-point scorers (first since 2013).
- If both of them hit the milestone, it would mark the 14th time Duke has had three active 1,000-point scorers (first since 2010).

LETHAL SCORING DUOS

- Duke's lineup features two of the top three scoring duos in the ACC this season, as Luke Kennard (20.1) combines with Jayson Tatum (16.6) for 36.6 points per game and with Grayson Allen (15.0) also for 35.1 points per contest.
- Duke, UCLA and Arizona State are the only major-conference teams with three players averaging at least 15.0 points per game.
- Kennard and Tatum have teamed up to shoot .493 from the floor, .437 from outside the arc and .857 from the free throw line.
- Kennard and Allen have combined to shoot .459 from the field, .398 from long range and .832 from the stripe.

ACC Scoring Duos, 2016-17

1.	Jamel Artis/Michael Young (Pittsburgh)	39.7
2.	Luke Kennard/Jayson Tatum (Duke)	36.7
3.	Luke Kennard/Grayson Allen (Duke)	35.1
4.	John Collins/Bryant Crawford (Wake Forest)	34.6
5.	Jerome Robinson/Ky Bowman (Boston College)	33.6

through Feb. 22

CASHING IN OFF TURNOVERS

- Duke is forcing teams into an average of 12.5 turnovers per game this season and converting them into an average of 15.0 points.
- The Blue Devils have an average margin of +2.9 points per game off of turnovers.
- Duke is 14-0 this season when it turns the ball over less than its opponent.

SHARING THE BALL

- In 14 games since moving Grayson Allen into the primary point guard role, Duke is averaging 14.7 assists with a 1.25 assist-to-turnover ratio.
- Prior to that switch, Duke was averaging 13.4 assists with a 1.21 assist-to-turnover ratio.
- Duke is 11-2 this season and 27-8 in his career when Allen leads the team in assists.

WINS THIS DECADE

- Duke has the fourth-best winning percentage (.814) in the NCAA since the start of the 2009-10 season.
- Duke has won 232 games this decade, tied for the third-most in the NCAA in that timeframe.

Winning Pct. Since the Start of the 2009-10 Season - NCAA

Rk	Team	Wins	Losses	PCT
1.	Kansas	241	46	.840
2.	Gonzaga	232	45	.838
3.	Kentucky	240	52	.822
4.	Duke	232	53	.814
5.	Wichita State	227	53	.811
6.	Arizona	212	64	.768
7.	Louisville	214	67	.762
8.	San Diego State	210	66	.761
9.	Stephen F. Austin	192	62	.756
10.	Wisconsin	208	70	.748

through Feb. 22

Wins Since the Start of the 2009-10 Season - NCAA

Rk	Team	Wins
1.	Kansas	241
2.	Kentucky	240
3.	Duke	232
	Gonzaga	232
5.	Wichita State	227
6.	Louisville	214
7.	North Carolina	213
8.	Arizona	212
9.	San Diego State	210
10.	Ohio State	209

through Feb. 22

AP POLL MAINSTAY

- Duke's streak of 167 consecutive weeks ranked in the AP poll came to an end on Feb. 1, 2016.
- Duke's most recent streak was the second-longest stretch in program history and the fifth-longest consecutive weeks-ranked streak in NCAA history.
- After reentering the AP poll on Feb. 15, 2016, the Blue Devils have been ranked in 388 of the last 391 AP polls.

Consecutive Weeks in AP Top 25 Rankings - All-Time

1. UCLA	221 (1966-80)
2. Duke	200 (1996-07)
3. North Carolina	172 (1999-00)
4. North Carolina	171 (1972-82)
5. Duke	167 (2007-16)
6. Marquette	166 (1969-79)
7. Kentucky	164 (1990-99)
8. Kansas	158 (2008-present)
9. Kansas	145 (1991-99)
10. Duke	143 (1986-95)

as of Feb. 20, 2017

ACC DOMINANCE

- Duke has won 267 league games and eight regular season ACC championships since 1997.
- The Blue Devils have also been outstanding in ACC Tournament play with 10 tournament crowns in the past 20 seasons.

ACC Composite Regular Season Standings - 1997-Present

Team	W	L	Pct.
Duke	267	76	.778
North Carolina	233	110	.679
Louisville	34	17	.667
Notre Dame	41	28	.594
Syracuse	41	29	.586
Miami	104	109	.488
Virginia	167	176	.487
Pittsburgh	32	38	.457
Florida State	155	188	.452
Wake Forest	150	194	.436
NC State	145	199	.422
Clemson	140	203	.408
Virginia Tech	87	128	.405
Georgia Tech	126	217	.367
Boston College	70	129	.352

through Feb. 22

ACC Tournament Records - 1997-Present

Team	W	L	Pct.
Duke	40	10	.800
North Carolina	32	15	.681
Notre Dame	4	2	.667
NC State	26	20	.565
Miami	12	11	.522
Pittsburgh	3	3	.500
Florida State	15	19	.441
Boston College	8	11	.421
Virginia Tech	8	12	.400
Georgia Tech	11	20	.355
Virginia	10	19	.345
Wake Forest	8	19	.296
Clemson	6	20	.231
Syracuse	0	2	.000
Louisville	0	1	.000

through Feb. 22

CAMERON INDOOR STADIUM

- Duke has posted an 861-158 (.845) record at Cameron Indoor Stadium, including a 503-63 (.889) mark under Coach K.
- The Blue Devils have 18 undefeated home seasons, including 11 under Coach K.
- Duke has won 263 of its past 266 non-conference games at home.

HOME COURT ADVANTAGE

Duke is 124-8 (.939) at Cameron Indoor Stadium this decade (since the 2009-10 season), the third-best home winning percentage in the NCAA over that stretch.

NCAA • Home Winning Percentages • Since 2009-10

School	W-L	Pct.
1. Kansas	124-4	.969
2. Kentucky	132-6	.957
3. Duke	124-8	.939
4. Wichita State	123-10	.925
5. Gonzaga	113-10	.919
6. Stephen F. Austin	108-10	.915
7. Arizona	121-12	.910
8. VCU	113-14	.890
9. San Diego State	115-15	.885
10. Saint Mary's	125-18	.874
11. Notre Dame	124-18	.873

through Feb. 22

NON-CON HOME WIN STREAK

- Duke has won an NCAA-best 132 consecutive non-conference home games. Duke's last home loss against a non-conference foe was an 83-82 decision against St. John's on Feb. 26, 2000.
- Duke has also won 124 straight games at Cameron against unranked non-conference opponents (also dating back to the 83-82 loss to St. John's on Feb. 26, 2000).

NCAA • Non-Conference Home Win Streaks

Rk	Team	No	Next Game
1.	Duke	132	Next season
2.	Baylor	42	Next season
3.	Arizona	40	Next season
4.	Butler	35	Next season
5.	Villanova	30	Next season

through Feb. 22

DUKE ON THE ROAD

- Duke is 489-205 (.705) outside of Cameron Indoor Stadium under Coach K, including a 308-105 (.746) mark since the 1996-97 season.
- The Blue Devils are 252-74 (.773) in neutral settings and 237-131 (.644) in road games under Krzyzewski.
- In ACC regular season play, Duke is 171-109 (.611) away from home under Coach K. The Blue Devils are 115-56 (.673) in ACC road games since the 1996-97 season.
- Mike Krzyzewski has won an ACC-record 171 conference road games. Coach K has also won 15 road games against AP top-five teams, the most in the history of the AP poll.

AP Top-Five Road Wins, All-Time

Coach	Schools	Wins	
1. Mike Krzyzewski	Duke	15	
2. Dean Smith	North Carolina	14	
3. Gary Williams	Maryland	8	
4. Jim Boeheim	Syracuse	6	
	Rick Barnes	PC/Clemson/Texas	6
	Digger Phelps	Notre Dame	6

through Feb. 22

DUKE VS. RANKED OPPONENTS

- Duke is 213-141 (.602) vs. ranked teams under Coach K with a 132-68 (.660) mark since the 1996-97 season.
- Duke is 74-43 (.632) against ranked ACC teams and 58-25 (.699) vs. ranked non-league foes since the 1996-97 season.
- Duke has won 45 of its past 70 games when both teams have been ranked in the top 10. The Blue Devils are 77-55 (.583) overall under Coach K when both teams are ranked in the top 10.
- Duke is 27-14 under Coach K when both teams are ranked in the top five.

DUKE VS. UNRANKED OPPONENTS

- Under Mike Krzyzewski, Duke is 780-127 (.860) vs. unranked competition, including a 485-59 (.892) record since the 1996-97 season.
- Duke is 232-42 (.847) vs. unranked ACC teams and 253-17 (.937) vs. unranked non-conference opponents since the 1996-97 season.
- Since 1996-97, the Blue Devils are 256-19 (.931) at home vs. unranked foes and 229-40 (.851) on the road or at neutral sites.

THREE-POINT STREAK

- Duke has connected on at least one three-pointer in 975 consecutive games, the fourth-longest streak in the nation.

Consecutive Games with a 3PT FG

Rk	Team	Games
1.	UNLV	999
2.	Kentucky	990
3.	Vanderbilt	989
4.	Duke	975
5.	Western Kentucky	926

through Feb. 22

SELLOUT STREAK

- Duke has sold out 421 consecutive games at Cameron Indoor Stadium. The last time Duke did not have a sellout at home was on Nov. 16, 1990, against Boston College.
- The Blue Devils continue to be one of the nation's most popular draws, playing in front of sellout crowds in 472 of their past 585 games.

MCDONALD'S ALL-AMERICANS

- With 2016 McDonald's All-Americans **Marques Bolden**, **Frank Jackson** and **Jayson Tatum** arriving on campus, Duke will have eight McDonald's All-Americans on its roster in 2016-17.
- Duke has now had seven or more McDonald's All-America selections on its roster 12 times under head coach **Mike Krzyzewski**
- Duke's eight active McDonald's All-Americans leads the nation heading into the 2016-17 season.

Duke Rosters with 7+ McDonald's All-America Selections

Year	No	NCAA	ACC	Record
1988-89	7	Final Four	Finals	28-8
1989-90	7	Runner-up	QF	29-9
1997-98	8	Elite Eight	Finals	32-4
1998-99	7	Runner-up	Champion	37-2
2000-01	7	Champion	Champion	35-4
2002-03	7	Sweet 16	Champion	26-7
2003-04	7	Final Four	Finals	31-6
2007-08	8	2nd Round	Semifinals	28-6
2008-09	7	Sweet 16	Champion	30-7
2014-15	9	Champion	Semifinals	35-4
2015-16	7	Sweet 16	QF	25-11
2016-17	8	-	-	-

Active McDonald's All-Americans, 2016-17 Season

School	All-Americans
1. Duke	8
2. North Carolina	6
3. Kentucky	5
4. Kansas	4
UCLA	4

INTERNATIONAL EXPERIENCE

- Duke has a total of seven players on its 2016-17 roster who have international basketball experience, including six who have played in the USA Basketball system.
- **Harry Giles** and **Jayson Tatum** have both won three gold medals representing the U.S. in international competition, while **Chase Jeter** and **Luke Kennard** have one gold medal apiece.
- **Marques Bolden** and **Frank Jackson** made their USA Basketball debuts in 2016, helping the U.S. win the 2016 Nike Hoop Summit.
- **Jack White** has represented Australia at three international competitions since 2013.

GOING OUT WITH GOLD

- **Mike Krzyzewski** finished his tenure as U.S. National Team head coach with a flourish on Aug. 21, 2016, as the USA defeated Serbia for the gold medal at the Rio Olympics.
- With the win, Coach K became first coach - man or woman - to lead a country to three Olympic basketball gold medals (and did so consecutively).
- Coach K was 24-0 in the Olympics as head coach of the U.S. National Team. He was part of five Olympic gold medal-winning coaching staffs for the U.S., helping his country compile a 40-0 record in those tournaments.
- Krzyzewski concluded his tenure as U.S. National Team head coach with an 88-1 record, finishing it off with a National Team-record 76-game winning streak intact. He led the team to six gold medals and one bronze.

RACKING UP MAJOR TITLES

- Duke head coach **Mike Krzyzewski** has won five NCAA titles, three Olympic gold medals and two FIBA World Cup/World Championship crowns for a total of 10 major championships.
- Coach K's 10 titles tie him for the second-most major championships all-time (NBA titles, NCAA titles, Olympic gold medals, FIBA World Cup titles).

Total Major Championships, Head Coaches

Rk	Coach	Titles
1.	Phil Jackson	11 (all NBA)
2.	Mike Krzyzewski	10 (5 NCAA, 3 OLY, 2 WC)
	John Wooden	10 (all NCAA)
4.	Red Auerbach	9 (all NBA)
5.	John Kundla	5 (all NBA)
	Gregg Popovich	5 (all NBA)
	Pat Riley	5 (all NBA)

WELCOME TO THE BROTHERHOOD

- Duke signed three student-athletes to National Letters of Intent during the 2016 early signing period: **Wendell Carter Jr.**, **Alex O'Connell** and **Gary Trent Jr.**
- The trio stands at No. 3 on the ESPN RecruitingNation Class Rankings.
- Carter is rated as the No. 3 prospect in the class by ESPN and owns a pair of gold medals with USA Basketball.
- O'Connell is ranked as the No. 88 prospect in the class by ESPN. His father, David, played at Duke from 1973-76.
- Trent is rated as the No. 8 player in the class by ESPN and also owns two gold medals with USA Basketball. He was named MVP of the 2015 FIBA Americas U16 Championship.

TOP-10 PICKS OVER LAST FIVE YEARS

- Duke has produced six top-10 picks in the NBA Draft since 2011, the second-most nationally over that time frame.
- In 2016, **Brandon Ingram** (2nd overall) joined **Kyrie Irving** (1st in 2011), **Austin Rivers** (10th in 2012), **Jahlil Okafor** (3rd in 2015), **Jabari Parker** (2nd in 2014) and **Justise Winslow** (10th in 2015) on that list.

Most Top-10 NBA Draft Picks since 2011

1. Kentucky	8
2. Duke	6
3. Kansas	4
4. Arizona	3
Indiana	3

CAREER RECORDS WATCH

Rk	Player, Years	PTS
37.	Mike Dunleavy, 2000-02	1,371
38.	Joe Belmont, 1953-56	1,338
39.	DeMarcus Nelson, 2004-08	1,336
40.	Grayson Allen, 2015-present	1,321
41.	Tate Armstrong, 1974-77	1,304
42.	Robert Brickey, 1987-90	1,299
62.	Chip Engelland, 1980-83	1,025
63.	Andre Dawkins, 2010-12, 2014	1,014
64.	Antonio Lang, 1991-94	1,012
65.	Rick Katherman, 1969-71	1,005
NR.	Amile Jefferson, 2013-present	992
NR.	Luke Kennard, 2016-present	987

Rebounds

Rk	Player, Years	REB
11.	Bernie Janicki, 1952-54	923
12.	Shane Battier, 1998-01	887
13.	Amile Jefferson, 2013-present	876
14.	Cherokee Parks, 1992-95	874
15.	Art Heyman, 1961-63	865

Offensive Rebounds

Rk	Player, Years	OREB
1.	Shelden Williams, 2003-06	447
2.	Christian Laettner, 1989-92	374
3.	Kyle Singler, 2008-11	360
4.	Amile Jefferson, 2013-present	341
5.	Shane Battier, 1998-01	338

Blocked Shots

Rk	Player, Years	BLK
8.	Shavlik Randolph, 2003-05	129
9.	Josh McRoberts, 2005-07	128
10.	Casey Sanders, 2000-03	120
NR.	Amile Jefferson, 2013-present	115

Games Played

Rk	Player, Years	GP
7.	Danny Ferry, 1986-89	143
	Nolan Smith, 2008-11	143
	Quinn Cook, 2012-15	143
10.	Andre Dawkins, 2010-12, 2014	142
NR.	Amile Jefferson, 2013-present	141

SEASON RECORDS WATCH

Three-Point Field Goal Percentage

Rk	Player, Year	3FG PCT
1.	Christian Laettner, 1992	.557
2.	Chip Engelland, 1983	.554
3.	Luke Kennard, 2017	.461
4.	Jeff Capel, 1995	.460
5.	Greg Paulus, 2007	.450

FRESHMAN RECORDS WATCH

Scoring Average


Rk	Player, Year	PPG
1.	Jabari Parker, 2014	19.1
2.	Johnny Dawkins, 1983	18.1
3.	Jahlil Okafor, 2015	17.3
	Brandon Ingram, 2016	17.3
5.	Gene Banks, 1978	17.1
6.	Jayson Tatum, 2017	16.6
7.	Austin Rivers, 2012	15.5

Free Throw Percentage

Rk	Player, Year	FT PCT
1.	J.J. Redick, 2003	.919
2.	Kyrie Irving, 2010	.901
3.	Tyus Jones, 2015	.889
	Luke Kennard, 2016	.889
5.	Jayson Tatum, 2017	.870
6.	Jon Scheyer, 2007	.846

Rebound Average

Rk	Player, Year	RPG
1.	Mike Gminski, 1977	10.7
2.	Jabari Parker, 2014	8.7
3.	Gene Banks, 1978	8.6
4.	Jahlil Okafor, 2015	8.5
5.	Jayson Tatum, 2017	7.4
6.	Elton Brand, 1998	7.3
7.	Luol Deng, 2004	6.9
8.	Brandon Ingram, 2016	6.8



JAYSON TATUM

#0

F • 6-8 • 205 • FR-HS
ST. LOUIS, MO. (CHAMINADE COLLEGE PREP)

HONORS & AWARDS

- Julius Erving Award Finalist
- Wayman Tisdale Award Midseason Watch List
- ACC Freshman of the Week (12/12, 2/13, 2/20)
- USBWA National Freshman of the Week (12/13)
- Preseason All-ACC second team
- Wooden Award Preseason Top 50
- Naismith Trophy Preseason Watch List

CAREER HIGHS

Points	28	at Virginia	2/15/17
Rebounds	14	at Notre Dame	1/30/17
Assists	6	at Syracuse	2/22/17
Steals	4 (2x)	last vs. Boston College	1/7/17
Blocks	4	vs. Elon	12/21/16
FG Made	8 (4x)	last at Syracuse	2/22/17
3FG Made	6	at Virginia	2/15/17
FT Made	9	vs. Boston College	1/7/17
Minutes	40	at Syracuse	2/11/17

MISCELLANEOUS

	2016-17	Career
Double-figure points	18	18
20-pt games	4	4
Double-doubles	2	2
3 or more 3pt FG	4	4
2 or more blocks	7	7
2 or more steals	6	6
Dunks	7	7
Three-point plays	5	5

GAME-BY-GAME

Opponent	FG	3FG	FT	O-D-T	PF	Pts	A	TO	B	S	MIN
Marist	-	-	-	-	-	-	-	-	-	-	-
Grand Canyon	-	-	-	-	-	-	-	-	-	-	-
vs. [7] Kansas	-	-	-	-	-	-	-	-	-	-	-
vs. Penn State	-	-	-	-	-	-	-	-	-	-	-
vs. [21] Rhode Island	-	-	-	-	-	-	-	-	-	-	-
William & Mary	-	-	-	-	-	-	-	-	-	-	-
Appalachian State	-	-	-	-	-	-	-	-	-	-	-
Michigan State	-	-	-	-	-	-	-	-	-	-	-
Maine	2-8	1-2	5-6	1-7-8	0	10	0	1	1	0	20*
vs. [21] Florida	7-12	0-0	8-8	0-8-8	3	22	2	2	1	2	29
vs. UNLV	5-11	1-3	2-2	0-5-5	2	13	3	1	2	2	24
Tennessee State	4-11	2-6	4-5	3-6-9	4	14	3	4	2	2	29*
vs. Elon	7-22	0-4	4-4	3-5-8	1	18	3	2	4	2	37*
at Virginia Tech	6-14	2-5	4-6	3-4-7	3	18	2	3	1	1	38*
Georgia Tech	8-15	1-7	2-3	2-4-6	3	19	4	2	2	4	28*
Boston College	6-9	1-2	9-10	1-5-6	4	22	3	5	2	4	30*
at [9] Florida State	7-17	3-6	4-5	0-4-4	2	21	0	4	0	1	38*
at [14] Louisville	3-11	0-1	5-6	0-5-5	4	11	0	3	0	1	31*
Miami	4-9	1-4	5-6	0-3-3	5	14	1	3	1	0	25*
NC State	7-14	1-4	1-2	1-8-9	3	16	3	2	2	1	31*
at Wake Forest	2-6	1-3	3-4	1-4-5	5	8	1	3	1	1	21*
at [20] Notre Dame	8-14	0-1	3-3	3-11-14	4	19	2	5	1	1	37*
Pittsburgh	4-7	2-3	2-2	3-3-6	3	12	2	1	1	1	35*
[8] North Carolina	5-14	2-6	7-8	1-8-9	2	19	5	2	2	0	32*
Clemson	3-8	1-3	2-2	1-6-7	1	9	2	2	1	0	39*
at [14] Virginia	8-12	6-7	6-6	0-8-8	1	28	0	3	1	1	36*
Wake Forest	6-11	3-5	4-4	1-6-7	4	19	2	1	0	0	35*
at Syracuse	8-17	3-7	0-0	4-9-13	2	19	6	4	0	1	40*
at Miami											
Florida State											
at North Carolina											

* Indicates Games Started; [] AP Ranking

EFFICIENCY EQUALS PRODUCTION

- Tatum has scored 18+ points in 11 games this season. In those contests, he is shooting .484 (76-of-157) from the floor and .895 (51-of-57) from the free throw line.
- Tatum's high-scoring games also go hand-in-hand with increased rebounding and steals numbers, as he averages 8.2 (90) and 2.5 (28), respectively.
- Those compare favorably to his .400 (34-of-85) field goal percentage, .829 (29-of-35) free throw percentage, 6.3 (57) rebound average and 0.9 (8) steal average in nine games when scoring less than 18 points.

STRONG SCORING AVERAGE

- Tatum's scoring average of 16.6 points per game ranks second on the team and second among ACC freshmen. It would rank as the sixth-best freshman scoring average in program history.

Duke • Freshman Scoring Average

Rk	Player, Season	PPG
1.	Jabari Parker, 2013-14	19.1
2.	Johnny Dawkins, 1982-83	18.1
3.	Jahlil Okafor, 2014-15	17.3
	Brandon Ingram, 2015-16	17.3
5.	Gene Banks, 1977-78	17.1
6.	Jayson Tatum, 2016-17	16.6
7.	Austin Rivers, 2011-12	15.5

- With a rebound average of 7.4 per night, Tatum could become just the fifth Duke freshman in the Coach K Era to average at least 15.0 points and 6.0 rebounds per game.

Duke • Freshmen w/ 15.0+ PPG, 6.0+ RPG under Coach K

Name, Season	PPG	RPG
Luol Deng, 2003-04	15.1	6.9
Jabari Parker, 2013-14	19.1	8.7
Jahlil Okafor, 2014-15	17.3	8.5
Brandon Ingram, 2015-16	17.3	6.8
Jayson Tatum, 2016-17	16.6	7.4

PROWESS AT THE LINE

- Tatum is shooting .870 (80-of-92) from the free throw line this season. That would be the fifth-best by a freshman in Duke history (min. 60 FTM).

Duke • Fresh man Free Throw Percentage

Rk	Player, Season	FT PCT
1.	J.J. Redick, 2002-03	.919 (102-111)
2.	Kyrie Irving, 2010-11	.901 (64-71)
3.	Tyus Jones, 2014-15	.889 (144-162)
	Luke Kennard, 2015-16	.889 (88-99)
5.	Jayson Tatum, 2016-17	.870 (80-92)
6.	Jon Scheyer, 2006-07	.846 (115-136)

CAREER STATISTICS

SEASON	GP-GS	MIN/AVG	FG-FGA	PCT.	3FG-FGA	PCT.	FT-FTA	PCT.	O-D-T	AVG.	PF-DQ	AS	TO	BS	ST	TP	AVG.
2016-17	20-18	635/31.8	110-242	.455	31-79	.392	80-92	.870	28-119-147	7.4	56-2	44	53	25	25	331	16.6
TOTAL	20-18	635/31.8	110-242	.455	31-79	.392	80-92	.870	28-119-147	7.4	56-2	44	53	25	25	331	16.6

STAT SHEET STUFFER

- The ultra-versatile Tatum has five games this season in which he has put up 10+ points, 5+ rebounds, 3+ assists, 2+ steals and 2+ blocks.
- There have been only 55 games in Duke history in which a player has accomplished that stat line. Tatum's five have him tied for third-most in program history.

10+ Pts/5+ Rebs/3+ Ast/2+ Stl/2+ Blk, Career

Rk	Player, Seasons	No.
1.	Shane Battier, 1998-01	8
2.	Grant Hill, 1991-94	7
3.	Jayson Tatum, 2017-present	5
4.	Mike Gminski, 1977-80	4
	Shelden Williams, 2003-06	4

MINUTES PILING UP


- Since entering the lineup in early December, Tatum has averaged 31.8 minutes per game.
- He is on pace to become just the 14th freshman to average 30+ minutes per game under Coach K at Duke.
- Tatum has played 30+ minutes in 13 of his 20 games, including each of Duke's last seven contests.

Duke • Freshman 30+ MPG Under Coach K

Player, Season	MPG
Johnny Dawkins, 1982-83	35.8
Tommy Amaker, 1983-84	36.3
Bobby Hurley, 1989-90	33.4
Jason Williams, 1999-00	34.0
J.J. Redick, 2002-03	30.7
Luol Deng, 2003-04	31.1
Greg Paulus, 2005-06	32.3
Jon Scheyer, 2006-07	33.7
Austin Rivers, 2001-12	33.3
Jabari Parker, 2013-14	30.7
Tyus Jones, 2014-15	33.9
Jahlil Okafor, 2014-15	30.1
Brandon Ingram, 2015-16	34.6
Jayson Tatum, 2016-17	31.8

SPECIAL NIGHT AT JPJ

- Tatum made Duke freshman history with his 6-of-7 outburst from three-point range in Duke's win at then-No. 14 Virginia on Feb. 15.
- His six triples tied Duke's single-game freshman record, placing him in a group of nine players (including current teammate Luke Kennard) to drop a half-dozen three-pointers in a game.
- Tatum's .857 three-point percentage on the night tied J.J. Redick's Duke single-game rookie record, set at Georgia Tech on Feb. 26, 2003.



HARRY GILES

#1

F • 6-10 • 240 • FR-HS
WINSTON-SALEM, N.C. (FOREST TRAIL)

HONORS & AWARDS

Wooden Award Preseason Top 50
Naismith Trophy Preseason Watch List

FINDING HIS TOUCH

- Over his last 13 games, Giles is shooting .714 (30-of-42) from the floor. He has scored 68 points - an average of 5.2 - in those games.
- Over his first four collegiate games, Giles shot .333 (7-of-21) from the field and averaged 3.8 points.

GOLDEN THREE TIMES

- Giles owns three gold medals as a member of the USA Basketball program: 2015 FIBA U19 World Championship, 2014 FIBA U17 World Championship and 2013 FIBA Americas U16 Championship.
- He was named to the 2015 FIBA U19 World Championship All-Tournament Team after averaging a double-double of 14.0 points and 10.6 rebounds to lead the U.S. to the gold medal.
- He has played in 16 games for USA Basketball, making nine starts and averaging 11.8 points and 8.0 rebounds per contest.

CAREER HIGHS

Points	12	vs. Boston College	1/7/17
Rebounds	12	vs. Georgia Tech	1/4/17
Assists	1 (6x)	last at Virginia	2/15/17
Steals	2	at Virginia	2/15/17
Blocks	2 (2x)	last vs. Clemson	2/11/17
FG Made	5 (2x)	last vs. Boston College	1/7/17
FT Made	2 (2x)	last at Notre Dame	1/30/17
Minutes	24	vs. Boston College	1/7/17

MISCELLANEOUS

	2016-17	Career
Double-figure points	2	2
Double-doubles	1	1
20-pt games	0	0
Dunks	12	12
5 or more rebounds	7	7
2 or more blocks	2	2
Three-point plays	1	1

GAME-BY-GAME

Opponent	FG	3FG	FT	O-D-T	PF	Pts	A	TO	B	S	MIN
Marist	-	-	-	-	-	-	-	-	-	-	-
Grand Canyon	-	-	-	-	-	-	-	-	-	-	-
vs. [7] Kansas	-	-	-	-	-	-	-	-	-	-	-
vs. Penn State	-	-	-	-	-	-	-	-	-	-	-
vs. [21] Rhode Island	-	-	-	-	-	-	-	-	-	-	-
William & Mary	-	-	-	-	-	-	-	-	-	-	-
Appalachian State	-	-	-	-	-	-	-	-	-	-	-
Michigan State	-	-	-	-	-	-	-	-	-	-	-
Maine	-	-	-	-	-	-	-	-	-	-	-
vs. [21] Florida	-	-	-	-	-	-	-	-	-	-	-
vs. UNLV	-	-	-	-	-	-	-	-	-	-	-
Tennessee State	0-1	0-0	0-0	0-0-0	0	0	0	0	0	0	4
vs. Elon	0-2	0-0	1-2	1-1-2	2	1	0	0	0	0	6
at Virginia Tech	2-6	0-0	0-0	4-4-8	3	4	1	0	0	0	13
Georgia Tech	5-12	0-0	0-0	7-5-12	2	10	1	1	0	0	17*
Boston College	5-8	0-0	2-3	1-4-5	5	12	1	1	1	1	24*
at [9] Florida State	2-3	0-0	1-2	0-2-2	3	5	0	2	0	0	10*
at [14] Louisville	3-5	0-0	1-4	3-3-6	3	7	1	1	2	1	19*
Miami	1-2	0-0	0-0	1-2-3	3	2	0	0	0	0	8*
NC State	4-5	0-0	0-2	1-6-7	2	8	0	1	1	0	14
at Wake Forest	3-5	0-0	0-0	3-2-5	4	6	0	1	1	0	18
at [20] Notre Dame	1-2	0-0	2-2	2-3-5	4	4	1	1	0	0	9
Pittsburgh	2-2	0-0	1-1	0-0-0	1	5	0	0	0	0	7
[8] North Carolina	3-3	0-0	0-0	0-2-2	1	6	0	1	1	0	10
Clemson	0-1	0-0	0-0	1-4-5	1	0	0	1	2	0	10
at [14] Virginia	2-2	0-0	1-2	1-2-3	1	5	1	2	0	2	19
Wake Forest	1-1	0-0	0-0	0-0-0	3	2	0	1	0	0	4
at Syracuse	3-3	0-0	0-0	2-2-4	1	6	0	0	0	0	11
at Miami											
Florida State											
at North Carolina											

* Indicates Games Started; [] AP Ranking

CAREER STATISTICS

SEASON	GP-GS	MIN/AVG	FG-FGA	PCT.	3FG-FGA	PCT.	FT-FTA	PCT.	O-D-T	AVG.	PF-DQ	AS	TO	BS	ST	TP	AVG.
2016-17	17-5	203/11.9	37-63	.587	0-0	.000	9-18	.500	27-42-69	4.1	39-1	6	13	8	4	83	4.9
TOTAL	17-5	203/11.9	37-63	.587	0-0	.000	9-18	.500	27-42-69	4.1	39-1	6	13	8	4	83	4.9



CHASE JETER

#2

F/C • 6-10 • 230 • SO-1L
LAS VEGAS, NEV. (BISHOP GORMAN)

PRESENCE AROUND THE RIM

• After blocking nine shots in 32 appearances during the 2015-16 season, Jeter has seen a significant increase in his number of blocks during the 2016-17 campaign. In 16 appearances, Jeter has registered 17 blocks.

CAREER HIGHS

Points	11	vs. Marist	11/11/16
Rebounds	8	vs. Marist	11/11/16
Assists	2 (2x)	last vs. Rhode Island	11/20/16
Steals	3	vs. Grand Canyon	11/12/16
Blocks	3 (2x)	last vs. Kansas	11/15/16
FG Made	4	vs. Marist	11/11/16
FT Made	5	vs. Kansas	11/15/16
Minutes	26	vs. Kansas	11/15/16

MISCELLANEOUS

	2016-17	Career
Double-figure points	1	1
20-pt games	0	0
Dunks	6	11
5 or more rebounds	2	6
2 or more blocks	5	5
Charges drawn	5	13
Three-point plays	0	4

GAME-BY-GAME

Opponent	FG	3FG	FT	O-D-T	PF	Pts	A	TO	B	S	MIN
Marist	4-4	0-0	3-4	5-3-8	1	11	1	0	2	0	18*
Grand Canyon	0-2	0-0	3-4	1-1-2	4	3	0	2	3	3	22*
vs. [7] Kansas	1-4	0-0	5-10	2-2-4	4	7	0	3	3	0	26*
vs. Penn State	0-0	0-0	1-2	0-0-0	0	1	1	0	0	0	6*
vs. [21] Rhode Island	0-1	0-0	0-0	0-1-1	2	0	2	0	0	0	8
William & Mary	2-3	0-0	2-2	1-2-3	3	6	1	1	1	0	13
Appalachian State	1-3	0-0	0-0	2-2-4	3	2	0	1	0	1	19
Michigan State	2-2	0-0	0-0	1-3-4	2	4	0	0	1	0	21
Maine	2-3	0-0	0-1	1-0-1	2	4	1	5	1	0	24*
vs. [21] Florida	0-0	0-0	0-0	0-0-0	1	0	0	1	0	0	1
vs. UNLV	1-2	0-0	0-1	0-3-3	2	2	0	0	2	0	15*
Tennessee State	0-0	0-0	0-0	0-2-2	1	0	0	1	0	1	10
vs. Elon	0-0	0-0	0-0	1-1-2	0	0	0	0	0	1	7
at Virginia Tech	0-0	0-0	0-0	0-1-1	1	0	0	0	1	0	6
Georgia Tech	-	-	-	-	-	-	-	-	-	-	-
Boston College	-	-	-	-	-	-	-	-	-	-	-
at [9] Florida State	0-2	0-0	1-2	4-2-6	3	1	0	1	2	1	25
at [14] Louisville	0-0	0-0	0-1	0-2-2	2	0	0	2	1	0	17
Miami	-	-	-	-	-	-	-	-	-	-	-
NC State	-	-	-	-	-	-	-	-	-	-	-
at Wake Forest	-	-	-	-	-	-	-	-	-	-	-
at [20] Notre Dame	-	-	-	-	-	-	-	-	-	-	-
Pittsburgh	-	-	-	-	-	-	-	-	-	-	-
[8] North Carolina	-	-	-	-	-	-	-	-	-	-	-
Clemson	-	-	-	-	-	-	-	-	-	-	-
at [14] Virginia	-	-	-	-	-	-	-	-	-	-	-
Wake Forest	-	-	-	-	-	-	-	-	-	-	-
at Syracuse	-	-	-	-	-	-	-	-	-	-	-
at Miami	-	-	-	-	-	-	-	-	-	-	-
Florida State	-	-	-	-	-	-	-	-	-	-	-
at North Carolina	-	-	-	-	-	-	-	-	-	-	-

* Indicates Games Started; [] AP Ranking

CAREER STATISTICS

SEASON	GP-GS	MIN/AVG	FG-FGA	PCT.	3FG-FGA	PCT.	FT-FTA	PCT.	O-D-T	AVG.	PF-DQ	AS	TO	BS	ST	TP	AVG.
2015-16	32-0	254/7.9	21-38	.553	0-0	.000	20-37	.541	25-36-61	1.9	59-2	4	19	9	3	62	1.9
2016-17	16-6	238/14.9	13-26	.500	0-0	.000	15-27	.556	18-25-43	2.7	31-0	6	17	17	7	41	2.6
TOTAL	48-6	492/10.3	34-64	.531	0-0	.000	35-64	.547	43-61-104	2.2	90-2	10	36	26	10	103	2.1



GRAYSON ALLEN

#3

G • 6-5 • 202 • JR-2L
JACKSONVILLE, FLA. (PROVIDENCE SCHOOL)

HONORS & AWARDS

- Preseason AP All-American (leading vote-getter)
- Preseason ACC Player of the Year
- Preseason All-ACC first team
- Wooden Award Preseason Top 50
- Naismith Trophy Preseason Watch List
- Jerry West Award Watch List

DOUBLE-FIGURE EFFICIENCY

- Duke is 46-12 (.793) in Allen's career when he scores in double figures, including a 23-5 (.821) record when he reaches the 20-point mark.
- Over his career, Allen has been lethally efficient when he scores in double figures, shooting 47.8 percent from the field (361-of-755), 42.2 percent from three (154-of-365) and 84.7 percent from the free throw line (315-of-372).

DOUBLE-DOUBLES, 6-5 OR SHORTER

- Allen is one of eight ACC players who stand 6-5 or shorter to register multiple double-doubles this season.

CAREER HIGHS

Points	34	vs. UNLV	12/10/16
Rebounds	11	vs. Buffalo	12/5/15
Assists	11	vs. Boston College	1/7/17
Steals	5	vs. Wake Forest	3/1/16
Blocks	2	vs. NC State	3/12/15
FG Made	12	vs. UNLV	12/10/16
3FG Made	7 (2x)	last vs. North Carolina	2/9/16
FT Made	15 (2x)	last vs. UNCW	3/17/15
Minutes	44	vs. Notre Dame	3/10/16

MISCELLANEOUS

	2016-17	Career
Double-figure points	19	58
20-pt games	8	28
3 or more 3pt FG	10	27
5 or more assists	8	21
2 or more steals	6	20
Dunks	7	32
Three-point plays	7	26
Four-point plays	1	2

GAME-BY-GAME

Opponent	FG	3FG	FT	O-D-T	PF	Pts	A	TO	B	S	MIN
Marist	3-11	2-5	8-9	1-3-4	1	16	3	2	1	1	22*
Grand Canyon	8-17	4-12	5-7	0-10-10	3	25	4	3	0	3	37*
vs. [7] Kansas	4-15	1-7	3-4	0-3-3	2	12	3	1	0	1	38*
vs. Penn State	4-10	1-6	3-3	0-8-8	0	12	4	3	0	2	35*
vs. [21] Rhode Island	3-11	0-5	4-4	0-5-5	2	10	3	1	0	2	39*
William & Mary	4-11	3-8	6-6	1-4-5	0	17	6	2	0	0	29*
Appalachian State	6-9	4-6	5-5	1-3-4	4	21	2	0	0	0	18*
Michigan State	7-21	5-11	5-7	0-3-3	4	24	4	4	0	2	37*
Maine	-	-	-	-	-	-	-	-	-	-	-
vs. [21] Florida	2-10	1-5	1-2	0-2-2	2	6	8	2	0	1	35*
vs. UNLV	12-16	6-9	4-5	2-2-4	2	34	1	2	0	0	29*
Tennessee State	2-7	1-6	7-11	2-3-5	3	12	2	0	0	0	35*
vs. Elon	1-8	1-6	0-0	0-3-3	3	3	2	0	0	0	21*
at Virginia Tech	-	-	-	-	-	-	-	-	-	-	-
Georgia Tech	3-5	2-4	7-7	1-2-3	0	15	7	1	0	1	27*
Boston College	5-9	2-6	0-2	0-5-5	2	12	11	5	0	3	37*
at [9] Florida State	2-6	0-3	5-7	0-3-3	3	9	5	3	0	0	26*
at [14] Louisville	6-11	2-3	9-12	2-7-9	3	23	3	6	0	0	36*
Miami	2-9	0-3	3-4	0-2-2	1	7	2	2	0	2	28*
NC State	4-13	1-9	4-5	0-1-1	1	13	2	2	0	0	26
at Wake Forest	5-13	5-11	4-4	3-3-6	4	19	3	4	0	1	33*
at [20] Notre Dame	6-13	3-7	6-6	0-5-5	3	21	3	3	1	0	36*
Pittsburgh	6-13	5-11	4-4	2-4-6	4	21	6	2	0	0	40*
[8] North Carolina	9-15	7-12	0-0	0-3-3	5	25	3	3	0	1	30*
Clemson	2-10	2-7	2-3	0-3-3	3	8	5	3	0	0	32*
at [14] Virginia	2-10	1-6	0-0	0-1-1	2	5	2	1	0	0	33*
Wake Forest	3-8	3-6	2-3	1-3-4	2	11	6	2	0	0	28*
at Syracuse	2-11	1-8	3-3	0-1-1	4	8	1	2	0	1	29*
at Miami	-	-	-	-	-	-	-	-	-	-	-
Florida State	-	-	-	-	-	-	-	-	-	-	-
at North Carolina	-	-	-	-	-	-	-	-	-	-	-

* Indicates Games Started; [] AP Ranking

ACC • Double-Doubles (Players 6-5 or Shorter), 2016-17

Rk.	Name, School	Height	No.
1.	Bonzie Colson, Notre Dame	6-5	16
2.	Dennis Smith, Jr., NC State	6-3	4
3.	Torin Dorn, NC State	6-5	3
	Frank Howard, Syracuse	6-5	3
5.	Grayson Allen, Duke	6-5	2
	Bruce Brown, Miami	6-5	2
	John Gillon, Syracuse	6-0	2
	Josh Okogie, Georgia Tech	6-4	2

through Feb. 22

LOFTY COMPANY AT THE STRIPE

- Allen's career free throw percentage of 83.2 currently ranks seventh in program history (min. 200 FTM).

Duke • Free Throw Percentage, Career

Rk	Player, Years	FT	FTA	PCT
1.	J.J. Redick, 2003-06	662	726	.912
2.	Luke Kennard, 2016-pres.	206	238	.866
3.	Trajan Langdon, 1995-99	386	448	.862
4.	Jon Scheyer, 2006-2010	608	706	.861
5.	Quinn Cook, 2012-15	267	313	.853
6.	Tom Emma, 1980-83	214	254	.843
7.	Grayson Allen, 2015-pres.	356	428	.832
8.	Seth Curry, 2011-13	293	355	.825

1,000-POINT CLUB

- Allen became the 65th-player in Duke history to eclipse the 1,000-point mark in Duke's win over No. 21 Rhode Island on Nov. 20. Allen's 1,321 points currently rank 40th on the program's career list.

Duke • Points, Career

Rk	Player, Years	PTS
37.	Mike Dunleavy, 2000-02	1,371
38.	Joe Belmont, 1953-56	1,338
39.	DeMarcus Nelson, 2004-08	1,336
40.	Grayson Allen, 2015-pres.	1,321
41.	Tate Armstrong, 1974-77	1,304
42.	Robert Brickey, 1987-90	1,299

CURRENT RANKINGS

	ACC Rank	NCAA Rank		ACC Rank	NCAA Rank
Points	15.0	19	Assists	3.96	170
FT PCT	81.3	9	A:TO	1.71	201
3-PT FG	2.42	9			

CAREER STATISTICS

SEASON	GP-GS	MIN/AVG	FG-FGA	PCT.	3FG-FGA	PCT.	FT-FTA	PCT.	O-D-T	AVG.	PF-DQ	AS	TO	BS	ST	TP	AVG.
2014-15	35-0	322/9.2	45-106	.425	18-52	.346	45-53	.849	9-26-35	1.0	42-2	14	15	5	10	153	4.4
2015-16	36-35	1317/36.6	239-513	.466	90-216	.417	211-252	.837	24-141-165	4.6	98-4	127	72	5	47	779	21.6
2016-17	26-25	816/31.4	113-292	.387	63-182	.346	100-123	.813	16-92-108	4.2	63-1	101	59	2	21	389	15.0
TOTAL	97-60	2455/25.3	397-911	.436	171-450	.380	356-428	.832	49-259-308	3.2	203-7	242	146	12	78	1321	13.6



LUKE KENNARD

#5

G • 6-6 • 202 • SO-1L
FRANKLIN, OHIO (FRANKLIN)

HONORS & AWARDS

- Jerry West Award Finalist
- Naismith Trophy Top 30
- Wooden Award Late Season Top 20
- Wooden Award Midseason Top 25
- Oscar Robertson Trophy Midseason Watch List
- Hall of Fame Tip Off All-Tournament Team

MARKED IMPROVEMENT

• Kennard has been widely recognized as one of college basketball's breakout stars in 2016-17, thanks in large part to his increased contributions on the box score.

Kennard Season Comparison

Stat	2015-16	2016-17
Games played	36	28
Points	425	562
Field goals	141	187
Field goal percentage	.421	.518
Three-point field goals	55	70
Three-point field goal percentage	.320	.461
Free throws	88	118
Free throw attempts	99	139
Rebounds	129	146
Assists	54	74
Minutes played	961	984

20/.500 CLUB

• With his average of 20.1 points per game and his .518 shooting percentage for the year, Kennard has a chance to become just the fifth player in Duke history to average 20+ points and shoot at least .500 for a season.

20+ PPG, .500 FG Pct. for a Season, Duke

Name, Season	PPG	FG Pct.
Vince Taylor (1981-82)	20.3	.518
Johnny Dawkins (1985-86)	20.2	.549
Danny Ferry (1988-89)	22.6	.522
Christian Laettner (1991-92)	21.5	.575

CLOSING IN ON 1,000

- Kennard has scored 987 points in his Duke career, placing him on the verge of joining the program's 1,000-point club.
- If he does so, he will be the 12th Duke player to reach that milestone in his first two seasons and the fifth to accomplish it under Coach K.
- The last Duke player to do so before the end of his second season was Kyle Singler in 2009.

1,000 Points in First Two Seasons at Duke

Name, Seasons	Points
Jason Williams (2000-01)	1,333
Art Heyman (1961-62)	1,237
Johnny Dawkins (1983-84)	1,165
Jeff Mullins (1962-63)	1,134
Dick Groat (1950-51)	1,106
J.J. Redick (2003-04)	1,084
Kyle Singler (2008-09)	1,060
Mike Gminski (1977-78)	1,054
Bob Verga (1965-66)	1,053
Randy Denton (1969-70)	1,046
Gene Banks (1978-79)	1,010

CAREER HIGHS

Points	35	vs. Maine	12/3/16
Rebounds	11	vs. Oregon	3/24/16
Assists	6 (2x)	vs. William & Mary	11/23/16
Steals	3 (3x)	last vs. UNLV	12/12/16
Blocks	1 (14x)	last at Syracuse	2/22/17
FG Made	11 (3x)	last vs. Virginia Tech	12/31/16
3FG Made	6 (2x)	last at Wake Forest	1/28/17
FT Made	12	vs. Utah	12/19/15
Minutes	40 (6x)	last at Virginia	2/15/17

MISCELLANEOUS

	2016-17	Career
Double-figure points	27	48
20-pt games	15	22
3 or more 3pt FG	11	19
5 or more assists	4	4
2 or more steals	7	16
Charges drawn	2	6
Three-point plays	12	16
Dunks	2	5

GAME-BY-GAME

Opponent	FG	3FG	FT	O-D-T	PF	Pts	A	TO	B	S	MIN
Marist	7-14	2-5	0-0	1-8-9	3	16	2	0	0	0	29*
Grand Canyon	5-7	2-3	2-4	0-5-5	2	14	6	4	0	2	36*
vs. [7] Kansas	7-10	2-4	6-6	0-5-5	3	22	5	3	1	0	35*
vs. Penn State	5-16	3-8	2-2	1-3-4	1	15	3	2	0	1	40*
vs. [21] Rhode Island	8-11	4-5	4-4	2-5-7	4	24	2	1	0	0	40*
William & Mary	5-13	1-5	0-0	4-4-8	3	11	6	2	0	2	35*
Appalachian State	4-15	1-8	9-10	2-7-9	0	18	3	0	1	0	30*
Michigan State	8-18	1-7	3-5	1-5-6	0	20	0	2	1	1	40*
Maine	11-16	4-9	9-9	0-8-8	1	35	2	0	1	2	34*
vs. [21] Florida	11-16	5-7	2-2	1-0-1	3	29	3	3	0	2	38*
vs. UNLV	6-12	2-5	2-2	1-4-5	0	16	4	0	0	3	34*
Tennessee State	7-10	3-5	7-8	0-3-3	2	24	1	4	0	0	39*
vs. Elon	7-17	2-4	5-6	2-5-7	3	21	0	0	1	1	36*
at Virginia Tech	11-19	3-6	9-11	3-4-7	2	34	1	2	0	1	38*
Georgia Tech	6-7	4-5	0-0	1-4-5	1	16	1	1	0	0	26*
Boston College	2-6	1-2	4-5	1-3-4	3	9	1	0	1	1	28*
at [9] Florida State	8-15	2-6	5-6	2-1-3	1	23	2	2	0	1	40*
at [14] Louisville	6-10	1-3	4-4	0-4-4	2	17	3	3	0	0	39*
Miami	3-8	1-3	4-4	1-4-5	3	11	1	1	1	0	29*
NC State	5-9	2-5	8-10	1-4-5	5	20	4	2	0	2	27
at Wake Forest	11-14	6-6	6-10	0-4-4	2	34	4	3	0	0	33*
at [20] Notre Dame	5-11	1-2	5-5	1-3-4	5	16	2	1	0	0	32*
Pittsburgh	4-12	2-7	0-0	0-2-2	3	10	3	1	0	2	40*
[8] North Carolina	8-15	2-5	2-2	0-4-4	3	20	3	2	0	0	36*
Clemson	7-16	4-8	7-9	0-4-4	3	25	1	1	0	1	36*
at [14] Virginia	3-10	1-3	9-10	0-7-7	0	16	3	2	0	0	40*
Wake Forest	9-15	3-7	2-2	2-2-4	3	23	3	1	0	0	37*
at Syracuse	8-19	5-9	2-3	4-3-7	4	23	5	0	1	0	37*
at Miami											
Florida State											
at North Carolina											

* Indicates Games Started; [] AP Ranking

CURRENT RANKINGS

	ACC Rank	NCAA Rank		ACC Rank	NCAA Rank		
Points	20.1	2	33	3-PT FG	2.50	5	102
FG PCT	51.8	5	88	3-PT PCT	46.1	1	10
FT PCT	84.9	4	74	Minutes	35.1	3	64

CAREER STATISTICS

SEASON	GP-GS	MIN/AVG	FG-FGA	PCT.	3FG-FGA	PCT.	FT-FTA	PCT.	O-D-T	AVG.	PF-DQ	AS	TO	BS	ST	TP	AVG.
2015-16	36-11	961/26.7	141-335	.421	55-172	.320	88-99	.889	35-94-129	3.6	69-1	54	28	6	34	425	11.8
2016-17	28-27	984/35.1	187-361	.518	70-152	.461	118-139	.849	31-115-146	5.2	65-2	74	43	8	22	562	20.1
TOTAL	64-38	1945/30.4	328-696	.471	125-324	.386	206-238	.866	66-209-275	4.3	134-3	128	71	14	56	987	15.4

LOFTY COMPANY AT THE STRIPE

- Kennard's career free throw percentage of 86.6 currently ranks second in program history (min. 200 FTM).

Duke • Free Throw Percentage, Career

Rk	Player, Years	FT	FTA	PCT
1.	J.J. Redick, 2003-06	662	726	.912
2.	Luke Kennard, 2016-pres.	206	238	.866
3.	Trajan Langdon, 1995-99	386	448	.862
4.	Jon Scheyer, 2006-2010	608	706	.861
5.	Quinn Cook, 2012-15	267	313	.853
6.	Tom Emma, 1980-83	214	254	.843
7.	Grayson Allen, 2015-pres.	356	428	.832
8.	Seth Curry, 2011-13	293	355	.825

INCREASED WORKLOAD NO PROBLEM

- Kennard ranks third in the ACC with an average of 35.1 minutes per game. He has played 40 minutes on six occasions while the rest of the team has combined to do so six times.
- Despite that increased workload, Kennard ranks in the ACC's top five in scoring (2nd), field goal percentage (5th), three-point percentage (1st) and free throw percentage (4th).
- He is the only ACC player who currently ranks in the top five in each of those categories.

EFFICIENCY & OUTPUT

- Kennard is averaging 20.1 points and is shooting .518 from the field, both of which rank in the top five in the ACC.
- Kennard and Wake Forest's John Collins are the only players who rank in the top five in both.

ACC • Top 10 FG Percentage & Top 5 Points Per Game, 2016-17

Player, School	FG Pct. (Rk.)	Avg. (Rk.)
Luke Kennard, Duke	.518 (5th)	20.1 (2nd)
Jamel Artis, Pittsburgh	.479 (9th)	19.3 (3rd)
John Collins, Wake Forest	.621 (1st)	19.1 (5th)
Jaron Blossomgame, Clemson	.493 (8th)	17.1 (9th)

through Feb. 22

- Kennard is one of only two Division I players averaging at least 20.0 points while also shooting over 50.0 percent from the field, 40.0 percent from three-point range and 80.0 percent from the free-throw line.

NCAA • 20.0 ppg, 50% FG, 40% 3FG, 80% FT, 2016-17

Player, School	PPG	FG%	3FG%	FT%
Mike Daum, South Dakota State	24.8	51.6	42.7	87.6
Luke Kennard, Duke	20.0	51.8	46.1	84.9

through Feb. 22

- Kennard's mark of 51.8 percent from the field this season is the fifth-best among major-conference guards.

Major Conf. Guards' Field Goal Percentage - NCAA, 2016-17

Rk	Player, School	FG %
1.	Lonzo Ball, UCLA	55.5
2.	Jalen Brunson, Villanova	54.8
3.	Jeffrey Carroll, Oklahoma State	54.2
4.	Jae'Sean Tate, Ohio State	54.2
5.	Luke Kennard, Duke	51.8
6.	Ky Bowman, Boston College	50.5
7.	Derrick White, Colorado	50.3
8.	Josh Hart, Villanova	50.3
9.	Xavier Johnson, Colorado	50.2
10.	Frank Mason III, Kansas	49.2

through Feb. 22 (min. 5 FG/game)

FROM BEYOND THE ARC

- Kennard is shooting .461 percent (70-of-152) from deep this season, which leads the ACC.
- His .461 percentage this season would also rank third on Duke's single-season three-point percentage chart.
- Kennard currently has the longest active streak of games with a three-pointer in the ACC at 31 contests.

ACC • Three-Point Field Goal Percentage, 2016-17

Rk	Player, School	3FG	3FGA	PCT
1.	Luke Kennard, Duke	70	152	.461
2.	Avry Holmes, Clemson	60	132	.455
3.	Matt Farrell, Notre Dame	65	150	.433
4.	Cameron Johnson, Pittsburgh	69	163	.423
5.	Justin Bibbs, Virginia Tech	54	128	.422

through Feb. 22

Duke • Three-Point Percentage, Season

Rk	Player, Year	3FG	3FGA	PCT
1.	Christian Laettner, 1992	54	97	.557
2.	Chip Engelland, 1983	41	74	.554
3.	Luke Kennard, 2017	70	152	.461
4.	Jeff Capel, 1995	63	137	.460
5.	Greg Paulus, 2007	68	151	.450

20-POINT EFFICIENCY

- Kennard is averaging 25.1 points (377 total) and is shooting .572 (126-of-220) from the field this season when scoring at least 20 points.
- Kennard's 15 20+ point games this year give him 22 in 64 career games (34.4 percent).

KENNARD VS. RANKED TEAMS

- Kennard is averaging 15.4 points (246 total) in 16 career games against ranked opponents. He is averaging 20.9 points (167 total) against ranked teams this season.
- For his career, he is shooting .509 (83-of-163) from the field, .435 (30-of-69) from beyond the arc and .893 (50-of-56) from the free throw line in games against ranked competition.

FIRST TO PERFECT

- Kennard set a Duke single-game three-point percentage record with his 6-of-6 performance from outside the arc at Wake Forest, becoming the first Duke player ever to make 5+ three-pointers without a miss.
- He was 5-of-5 from deep in his 30-point second half, knocking down the game-winning triple with 6.6 seconds left.
- He finished the game with 34 points on 11-of-14 shooting to go along with four assists.

KENNARD IN THE GARDEN

- Kennard has played some of his best basketball at "The World's Most Famous Arena," especially over his last three games in Madison Square Garden.

Opponent, Date	FG	3FG	Reb.	A	Pts
Utah, 12/19/2015	5-9	2-5	8	0	24
[7] Kansas, 11/15/2016	7-10	2-4	5	5	22
[21] Florida, 12/6/2016	11-16	5-7	1	3	29
Totals	23-35	9-16	14	8	75
	(.657)	(.563)	(4.7)	(2.7)	(25.0)



JAVIN DELAURIER #12

F • 6-10 • 220 • FR-HS
SHIPMAN, VA. (SAINT ANNE'S-BELFIELD)

CAREER HIGHS

Points	6	vs. Marist	11/11/16
Rebounds	8	vs. Marist	11/11/16
Assists	1	vs. Grand Canyon	11/12/16
Steals	2	vs. Maine	12/3/16
Blocks	2	vs. Appalachian State	11/26/16
FG Made	3	vs. Marist	11/11/16
FT Made	1	vs. Maine	12/3/2016
Minutes	17 (2x)	last vs. Maine	12/3/16

MISCELLANEOUS

	2016-17	Career
Double-figure points	0	0
Double-doubles	0	0
20-pt games	0	0
5 or more rebounds	3	3
2 or more blocks	1	1
Three-point plays	0	0
Dunks	6	6

GAME-BY-GAME

Opponent	FG	3FG	FT	O-D-T	PF	Pts	A	TO	B	S	MIN
Marist	3-3	0-0	0-2	1-7-8	4	6	0	1	1	0	17
Grand Canyon	1-1	0-0	0-0	1-0-1	2	2	1	0	0	0	6
vs. [7] Kansas	0-0	0-0	0-0	0-0-0	0	0	0	0	0	0	1
vs. Penn State	0-0	0-0	0-0	0-0-0	2	0	0	0	0	0	3
vs. [21] Rhode Island	-	-	-	-	-	-	-	-	-	-	-
William & Mary	1-1	0-0	0-0	1-1-2	3	2	0	3	0	1	9
Appalachian State	1-3	0-1	0-0	2-3-5	3	2	0	2	2	0	15
Michigan State	-	-	-	-	-	-	-	-	-	-	-
Maine	1-1	0-0	1-2	3-2-5	1	3	0	1	0	2	17
vs. [21] Florida	-	-	-	-	-	-	-	-	-	-	-
vs. UNLV	1-1	0-0	0-0	0-2-2	2	2	0	0	0	0	8
Tennessee State	-	-	-	-	-	-	-	-	-	-	-
vs. Elon	-	-	-	-	-	-	-	-	-	-	-
at Virginia Tech	-	-	-	-	-	-	-	-	-	-	-
Georgia Tech	-	-	-	-	-	-	-	-	-	-	-
Boston College	-	-	-	-	-	-	-	-	-	-	-
at [9] Florida State	-	-	-	-	-	-	-	-	-	-	-
at [14] Louisville	0-0	0-0	0-0	0-0-0	2	0	0	1	1	0	7
Miami	-	-	-	-	-	-	-	-	-	-	-
NC State	0-0	0-0	0-0	0-0-0	1	0	0	0	0	0	0+
at Wake Forest	-	-	-	-	-	-	-	-	-	-	-
at [20] Notre Dame	-	-	-	-	-	-	-	-	-	-	-
Pittsburgh	-	-	-	-	-	-	-	-	-	-	-
[8] North Carolina	-	-	-	-	-	-	-	-	-	-	-
Clemson	-	-	-	-	-	-	-	-	-	-	-
at [14] Virginia	-	-	-	-	-	-	-	-	-	-	-
Wake Forest	-	-	-	-	-	-	-	-	-	-	-
at Syracuse	-	-	-	-	-	-	-	-	-	-	-
at Miami	-	-	-	-	-	-	-	-	-	-	-
Florida State	-	-	-	-	-	-	-	-	-	-	-
at North Carolina	-	-	-	-	-	-	-	-	-	-	-

* Indicates Games Started; [] AP Ranking

CAREER STATISTICS

SEASON	GP-GS	MIN/AVG	FG-FGA	PCT.	3FG-FGA	PCT.	FT-FTA	PCT.	O-D-T	AVG.	PF-DQ	AS	TO	BS	ST	TP	AVG.
2016-17	10-0	83/8.3	8-10	.800	0-1	.000	1-4	.250	8-15-23	2.3	20-0	1	8	4	3	17	1.7
TOTAL	10-0	83/8.3	8-10	.800	0-1	.000	1-4	.250	8-15-23	2.3	20-0	1	8	4	3	17	1.7



MATT JONES

#13

**G • 6-5 • 204 • SR-3L
DESOTO, TEXAS (DESOTO)**

JONES FROM DEEP

- After shooting just 14.3 percent (3-of-21) from outside the arc as a freshman, Jones has shot 39.3 percent (158-of-402) from deep over the last two-plus seasons.
- Jones has made at least three three-pointers in a game 24 times in his career, with Duke going 20-4 in those contests.
- For his career, Jones has scored 56.1 percent (489-of-872) of his points from outside the arc.

CAREER HIGHS

Points	23	vs. Indiana	12/2/15
Rebounds	6 (6x)	last vs. Elon	12/21/16
Assists	7	vs. Syracuse	1/18/16
Steals	5	vs. Elon	12/21/16
Blocks	2	vs. Georgia Southern	12/15/15
FG Made	9	vs. Indiana	12/2/15
3FG Made	5 (2x)	last vs. Indiana	12/2/15
FT Made	5 (3x)	last at Notre Dame	1/30/17
Minutes	45	vs. Utah	12/19/15

MISCELLANEOUS

	2016-17	Career
Double-figure points	14	41
3 or more assists	7	23
2 or more steals	13	35
2 or more 3pt FG	12	48
Charges drawn	6	11
Dunks	3	4
Three-point plays	2	6

A MULTITUDE OF STEALS

- Jones is averaging 1.64 steals per game to account for 28.0 percent of Duke's thefts this season. He has registered seven games with at least three steals.
- Jones' 28.0 percent steal accountability rate is the fourth-best in the ACC this season.

ACC • Percentage of Team's Total Steals, 2016-17

Rk	Player, School	Stls	Team Stls	Pct.
1.	Dennis Smith, NC State	58	151	38.4
2.	Jerome Robinson, Boston College	47	149	31.5
3.	Donovan Mitchell, Louisville	59	196	30.1
4.	Matt Jones, Duke	46	164	28.0
5.	Sheldon Jeter, Pittsburgh	26	104	25.0

through Feb. 22

ACC • Steals Per Game, 2016-17

Rk	Player, School	Avg.
1.	Donovan Mitchell, Louisville	2.11
2.	Dennis Smith, NC State	2.00
3.	Jerome Robinson, Boston College	1.68
4.	Matt Jones, Duke	1.64
5.	Andrew White III, Syracuse	1.62

through Feb. 22

THE JONES EFFECT

- Jones has had an impact on Duke's success this season, as evidenced by his average +/- of +11.2. The Blue Devils are +314 with Jones on the floor, compared to +42 (+1.6) when he is not in.

TWO-TIME CAPTAIN

- Jones has been named a team captain in 2016-17, marking the second consecutive season in which he has fulfilled that role.
- Jones' fellow captain for 2016-17 is three-time captain Amile Jefferson.

GAME-BY-GAME

Opponent	FG	3FG	FT	O-D-T	PF	Pts	A	TO	B	S	MIN
Marist	4-9	3-6	0-0	0-3-3	3	11	1	2	0	3	27*
Grand Canyon	4-14	1-8	2-2	2-4-6	1	11	5	1	0	3	37*
vs. [7] Kansas	4-7	3-5	0-0	0-3-3	4	11	2	0	0	1	40*
vs. Penn State	6-8	3-4	0-0	0-1-1	4	15	1	3	0	0	37*
vs. [21] Rhode Island	4-13	2-7	3-4	2-2-4	2	13	1	1	0	1	40*
William & Mary	3-9	2-4	2-2	1-1-2	2	10	2	0	0	0	38*
Appalachian State	4-6	2-4	0-0	1-3-4	2	10	1	2	0	4	26*
Michigan State	1-7	0-6	0-2	0-1-1	3	2	4	1	0	4	40*
Maine	1-4	1-2	0-0	0-3-3	1	3	4	0	0	0	34*
vs. [21] Florida	0-4	0-2	0-0	1-2-3	3	0	1	1	1	1	36*
vs. UNLV	1-5	0-4	0-0	1-2-3	4	2	3	0	0	2	23*
Tennessee State	2-8	1-4	0-0	1-1-2	2	5	3	0	0	3	31*
vs. Elon	4-6	1-3	0-0	2-4-6	2	9	1	1	1	5	34*
at Virginia Tech	2-8	0-4	0-1	0-1-1	2	4	1	0	1	2	38*
Georgia Tech	5-9	4-7	0-0	3-1-4	3	14	2	2	0	0	19
Boston College	4-7	2-5	0-0	0-2-2	1	10	2	3	0	2	36
at [9] Florida State	4-8	2-5	0-0	1-2-3	4	10	2	2	0	2	36*
at [14] Louisville	3-5	1-2	1-1	1-2-3	3	8	1	1	1	0	36*
Miami	5-7	3-5	0-0	0-2-2	2	13	0	2	0	3	29
NC State	4-11	3-8	0-0	1-2-3	4	11	3	1	0	2	34
at Wake Forest	1-10	1-8	0-0	1-2-3	3	3	6	3	0	0	39*
at [20] Notre Dame	5-6	1-2	5-5	2-3-5	3	16	3	1	0	1	38*
Pittsburgh	0-1	0-1	1-3	0-1-1	1	1	0	0	0	0	14
[8] North Carolina	1-3	1-3	0-0	3-0-3	1	3	2	2	1	2	35*
Clemson	2-4	2-4	0-0	1-1-2	1	6	1	0	0	1	38*
at [14] Virginia	2-3	1-1	0-0	1-3-4	3	5	0	1	0	1	36*
Wake Forest	4-7	2-4	0-1	1-1-2	2	10	2	1	0	1	35*
at Syracuse	1-6	1-5	0-0	3-2-5	2	3	2	1	1	2	40*
at Miami											
Florida State											
at North Carolina											

* Indicates Games Started; [] AP Ranking

CURRENT RANKINGS

	ACC Rank	NCAA Rank
Steals	1.64	4
Minutes	33.8	-

CAREER STATISTICS

SEASON	GP-GS	MIN/AVG	FG-FGA	PCT.	3FG-FGA	PCT.	FT-FTA	PCT.	O-D-T	AVG.	PF-DQ	AS	TO	BS	ST	TP	AVG.
2013-14	32-4	235/7.3	15-51	.294	3-21	.143	23-41	.561	11-16-27	0.8	24-0	5	4	1	11	56	1.8
2014-15	39-14	847/21.7	84-205	.410	41-109	.376	25-35	.714	34-57-91	2.3	66-0	39	29	3	37	234	6.0
2015-16	35-35	1113/31.8	124-304	.408	76-183	.415	39-53	.736	36-52-88	2.5	91-4	80	39	7	36	363	10.4
2016-17	28-24	946/33.8	81-195	.415	43-123	.350	14-21	.667	29-55-84	3.0	68-0	56	32	6	46	219	7.8
TOTAL	134-77	3141/23.4	304-755	.403	163-436	.374	101-150	.673	110-180-290	2.2	249-4	180	104	17	130	872	6.5



FRANK JACKSON

#15

G • 6-3 • 205 • FR-HS
ALPINE, UTAH (LONE PEAK)

HONORS & AWARDS

Bob Cousy Award Watch List
 ACC Freshman of the Week (11/14)

MCDONALD'S GAME CO-MVP

- Jackson earned co-MVP at the 2016 McDonald's All-American Game after scoring 19 points to help the West team to a 114-107 victory.
- Jackson is the fifth Duke player to claim at least a share of the McDAAG MVP trophy, joining Bobby Hurley (1989), J.J. Redick (2002), Josh McRoberts (2005) and Jahliil Okafor (2014).

CAREER HIGHS

Points	21	vs. Grand Canyon	11/12/16
Rebounds	6	at Florida State	1/10/17
Assists	5	vs. Pittsburgh	2/4/17
Steals	4	vs. Marist	11/11/16
Blocks	1 (2x)	last vs. North Carolina	2/9/17
FG Made	7	vs. Grand Canyon	11/12/16
FT Made	5 (2x)	last vs. Boston College	1/7/17
Minutes	35	vs. Penn State	11/19/16

MISCELLANEOUS

	2016-17	Career
Double-figure points	13	13
20-pt games	1	1
3 or more 3pt FG	3	3
5 or more assists	1	1
2 or more steals	2	2
Dunks	3	3
Three-point plays	1	1

GAME-BY-GAME

Opponent	FG	3FG	FT	O-D-T	PF	Pts	A	TO	B	S	MIN
Marist	6-15	1-4	5-6	1-0-1	4	18	4	2	0	4	25
Grand Canyon	7-10	4-6	3-4	2-2-4	4	21	2	3	0	0	25
vs. [7] Kansas	3-5	2-3	3-3	1-2-3	4	11	0	2	0	0	30
vs. Penn State	6-14	2-6	3-4	2-2-4	2	17	3	2	0	0	35
vs. [21] Rhode Island	4-11	0-4	3-4	1-0-1	4	11	1	2	0	0	33*
William & Mary	6-12	3-7	4-4	0-4-4	2	19	2	0	0	1	33*
Appalachian State	6-14	1-4	2-3	0-1-1	2	15	2	1	0	0	32*
Michigan State	5-6	1-2	0-0	2-2-4	4	11	3	1	0	0	27*
Maine	-	-	-	-	-	-	-	-	-	-	-
vs. [21] Florida	1-5	1-3	0-0	0-0-0	2	3	0	1	0	1	20*
vs. UNLV	4-5	1-1	0-0	1-0-1	0	9	2	2	0	1	20
Tennessee State	2-6	1-3	0-0	0-1-1	4	5	0	1	0	0	13
vs. Elon	2-5	1-3	2-2	1-1-2	1	7	1	0	0	1	29
at Virginia Tech	3-9	0-1	0-0	0-1-1	4	6	0	1	0	0	24*
Georgia Tech	5-9	4-7	1-1	0-2-2	2	15	4	0	0	1	24
Boston College	4-9	2-6	5-8	1-2-3	0	15	0	1	0	1	25
at [9] Florida State	0-5	0-4	3-4	3-3-6	4	3	1	1	0	0	21
at [14] Louisville	1-5	1-3	0-0	0-1-1	3	3	0	1	0	0	10
Miami	4-7	0-1	2-3	0-1-1	3	10	4	0	0	2	24
NC State	3-4	1-2	0-0	1-3-4	2	7	2	3	0	0	22*
at Wake Forest	3-7	1-3	2-2	1-3-4	2	9	4	0	0	0	24
at [20] Notre Dame	0-1	0-0	2-2	0-0-0	2	2	0	2	1	1	15
Pittsburgh	3-8	2-6	0-0	0-1-1	1	8	5	2	0	0	27*
[8] North Carolina	4-4	1-1	2-4	1-2-3	1	11	1	0	1	0	20
Clemson	3-5	2-4	0-0	0-2-2	1	8	1	2	0	0	14
at [14] Virginia	0-2	0-2	2-2	0-0-0	0	2	1	0	0	0	13
Wake Forest	4-7	2-5	2-2	1-2-3	1	12	3	0	0	0	22
at Syracuse	0-4	0-4	2-2	1-0-1	4	2	2	1	0	1	15
at Miami											
Florida State											
at North Carolina											

* Indicates Games Started; [] AP Ranking

CAREER STATISTICS

SEASON	GP-GS	MIN/AVG	FG-FGA	PCT.	3FG-FGA	PCT.	FT-FTA	PCT.	O-D-T	AVG.	PF-DQ	AS	TO	BS	ST	TP	AVG.
2016-17	27-8	622/23.0	89-194	.459	34-95	.358	48-60	.800	20-38-58	2.1	63-0	48	31	2	14	260	9.6
TOTAL	27-8	622/23.0	89-194	.459	34-95	.358	48-60	.800	20-38-58	2.1	63-0	48	31	2	14	260	9.6



MARQUES BOLDEN

#20

HONORS & AWARDS

Kareem Abdul-Jabbar Award Watch List

C • 6-11 • 245 • FR-HS
DESOTO, TEXAS (DESOTO)

CAREER HIGHS

Points	8	vs. Miami	1/21/17
Rebounds	5	vs. Maine	12/3/16
Assists	1 (2x)	last vs. Wake Forest	2/18/17
Steals	1	vs. NC State	1/21/17
Blocks	1 (4x)	last at Virginia	2/15/17
FG Made	4	vs. Miami	1/21/17
FT Made	2 (2x)	last vs. Wake Forest	2/18/17
Minutes	23	vs. Miami	1/21/17

MISCELLANEOUS

	2016-17	Career
Double-figure points	0	0
Double-doubles	0	0
20-pt games	0	0
Dunks	4	4
5 or more rebounds	1	1
2 or more blocks	0	0
Three-point plays	0	0


GAME-BY-GAME

Opponent	FG	3FG	FT	O-D-T	PF	Pts	A	TO	B	S	MIN
Marist	-	-	-	-	-	-	-	-	-	-	-
Grand Canyon	-	-	-	-	-	-	-	-	-	-	-
vs. [7] Kansas	-	-	-	-	-	-	-	-	-	-	-
vs. Penn State	-	-	-	-	-	-	-	-	-	-	-
vs. [21] Rhode Island	-	-	-	-	-	-	-	-	-	-	-
William & Mary	-	-	-	-	-	-	-	-	-	-	-
Appalachian State	-	-	-	-	-	-	-	-	-	-	-
Michigan State	-	-	-	-	-	-	-	-	-	-	-
Maine	3-5	0-0	1-2	3-2-5	1	7	0	3	1	0	12
vs. [21] Florida	0-0	0-0	0-0	0-0-0	2	0	0	0	0	0	2
vs. UNLV	3-5	0-0	0-0	0-1-1	2	6	0	3	0	0	13
Tennessee State	0-1	0-0	0-0	0-0-0	1	0	1	0	0	0	6
vs. Elon	0-0	0-0	0-0	0-0-0	0	0	0	0	0	0	3
at Virginia Tech	0-2	0-0	0-2	3-0-3	0	0	0	0	0	0	3
Georgia Tech	2-4	0-0	0-0	1-3-4	1	4	0	0	1	0	15
Boston College	0-1	0-0	2-2	0-0-0	4	2	0	1	0	1	7
at [9] Florida State	0-0	0-0	0-0	0-0-0	1	0	0	1	0	0	4
at [14] Louisville	0-0	0-0	0-0	0-0-0	1	0	0	0	0	0	5
Miami	4-6	0-0	0-0	3-1-4	1	8	0	1	0	0	23
NC State	1-4	0-0	0-0	2-1-3	3	2	0	0	0	1	18*
at Wake Forest	0-0	0-0	0-0	0-0-0	2	0	0	0	0	0	3
at [20] Notre Dame	-	-	-	-	-	-	-	-	-	-	-
Pittsburgh	0-0	0-0	0-0	0-0-0	0	0	0	0	0	0	1
[8] North Carolina	0-0	0-0	0-0	0-1-1	2	0	0	0	1	0	7
Clemson	1-1	0-0	0-0	0-0-0	2	2	0	0	0	0	2
at [14] Virginia	0-1	0-0	0-0	0-0-0	1	0	0	0	1	0	2
Wake Forest	2-2	0-0	2-2	0-1-1	2	6	1	1	0	0	6
at Syracuse	-	-	-	-	-	-	-	-	-	-	-
at Miami											
Florida State											
at North Carolina											

* Indicates Games Started; [] AP Ranking

CAREER STATISTICS

SEASON	GP-GS	MIN/AVG	FG-FGA	PCT.	3FG-FGA	PCT.	FT-FTA	PCT.	O-D-T	AVG.	PF-DQ	AS	TO	BS	ST	TP	AVG.
2016-17	18-1	132/7.3	16-32	.500	0-0	.000	5-8	.625	12-10-22	1.2	26-0	2	10	4	2	37	2.1
TOTAL	18-1	132/7.3	16-32	.500	0-0	.000	5-8	.625	12-10-22	1.2	26-0	2	10	4	2	37	2.1



AMILE JEFFERSON #21

F • 6-9 • 224 • GR-4L
PHILADELPHIA, PA. (FRIENDS CENTRAL SCHOOL)

HONORS & AWARDS

- Senior CLASS Award Finalist
- Karl Malone Award Watch List
- Hall of Fame Tip Off All-Tournament Team
- ACC Player of the Week (12/12)

BUILDING A WINNING LEGACY

- Jefferson has played in 118 wins as a member of the Duke program, tied for the sixth-most in program history.
- Shane Battier holds the Duke, ACC and NCAA record for career victories, having played in 131 for the Blue Devils from 1998-01.

Duke • Career Victories

Rk	Player, Years	Wins
5.	Nolan Smith, 2008-11	121
6.	Mason Plumlee, 2010-13 Amile Jefferson, 2012-present	118
8.	Danny Ferry, 1986-89	117
	Nate James, 1997-01	117
	Andre Dawkins, 2010-12, 2014	117
	Quinn Cook, 2012-15	117

CAREER HIGHS

Points	24	vs. Florida	12/6/16
Rebounds	18	vs. Tennessee State	12/19/16
Assists	8	vs. Indiana	12/2/15
Steals	3 (3x)	last vs. Grand Canyon	11/12/16
Blocks	6	vs. North Carolina	2/18/15
FG Made	11	vs. Florida	12/6/16
FT Made	9	vs. Elon	12/21/16
Minutes	39	vs. Florida	12/6/16

MISCELLANEOUS

	2016-17	Career
Double-figure points	16	44
Double-figure rebounds	9	26
Double-doubles	6	14
5 or more rebounds	21	88
3 or more steals	1	3
2 or more blocks	11	23
Dunks	13	37
Three-point plays	9	33

GAME-BY-GAME

Opponent	FG	3FG	FT	O-D-T	PF	Pts	A	TO	B	S	MIN
Marist	1-4	0-0	3-6	0-9-9	1	5	1	0	3	1	22*
Grand Canyon	6-7	0-0	3-6	2-5-7	2	15	1	2	5	3	28*
vs. [7] Kansas	4-6	0-0	4-7	0-4-4	5	12	2	7	1	1	30*
vs. Penn State	6-9	0-0	4-10	5-10-15	4	16	0	1	4	0	37*
vs. [21] Rhode Island	8-13	0-0	1-1	4-11-15	3	17	0	3	0	0	36*
William & Mary	5-5	0-0	5-7	1-9-10	3	15	1	2	1	0	24*
Appalachian State	6-11	0-0	3-3	2-4-6	0	15	5	1	1	2	25*
Michigan State	7-12	0-0	3-6	5-8-13	3	17	3	1	1	1	35*
Maine	8-11	0-0	4-4	3-6-9	2	20	4	2	2	2	34*
vs. [21] Florida	11-14	0-0	2-2	5-10-15	2	24	2	2	4	1	39*
vs. UNLV	4-6	0-0	2-4	2-10-12	0	10	5	2	0	1	30*
Tennessee State	2-7	0-0	1-8	7-11-18	2	5	2	2	1	1	33*
vs. Elon	2-3	0-0	9-11	1-6-7	2	13	0	1	2	0	27*
at Virginia Tech	4-9	0-0	1-2	4-8-12	4	9	3	4	2	1	37*
Georgia Tech	4-8	0-0	6-8	1-6-7	1	14	3	1	0	0	27*
Boston College	5-7	0-0	1-2	0-2-2	0	11	2	0	0	0	13*
at [9] Florida State	-	-	-	-	-	-	-	-	-	-	-
at [14] Louisville	-	-	-	-	-	-	-	-	-	-	-
Miami	1-4	0-0	3-6	1-11-12	1	5	1	1	0	2	34*
NC State	2-4	0-0	1-2	3-2-5	1	5	2	0	1	1	28*
at Wake Forest	2-2	0-0	0-0	1-2-3	4	4	0	1	0	0	20*
at [20] Notre Dame	3-7	0-0	0-1	1-3-4	5	6	0	1	0	1	31*
Pittsburgh	6-12	0-0	3-4	5-4-9	2	15	3	2	5	0	36*
[8] North Carolina	0-3	0-0	2-2	2-4-6	4	2	1	0	0	0	30*
Clemson	3-5	0-0	0-1	2-7-9	4	6	3	1	2	0	29*
at [14] Virginia	2-2	0-0	0-0	3-2-5	4	4	1	1	0	0	21*
Wake Forest	7-10	0-0	2-2	3-4-7	3	16	2	0	5	0	33*
at Syracuse	3-4	0-0	8-9	1-3-4	1	14	0	0	2	1	28*
at Miami	-	-	-	-	-	-	-	-	-	-	-
Florida State	-	-	-	-	-	-	-	-	-	-	-
at North Carolina	-	-	-	-	-	-	-	-	-	-	-

* Indicates Games Started; [] AP Ranking

ELITE SCORING/REBOUNDING COMBO

- Jefferson is currently eight points shy of 1,000 for his career. He has already recorded 876 rebounds in a Duke uniform.
- He would be the 14th Duke player to score 1,000 and grab 850 rebounds, and the ninth to do so under Coach K.

1,000 Points/850 Rebounds for a Career, Duke

Name, Seasons	Points	Rebounds
Bernie Janicki (1952-54)	1,247	923
Art Heyman (1961-63)	1,984	865
Mike Lewis (1966-68)	1,417	1,051
Randy Denton (1969-71)	1,658	1,067
Mike Gminski (1977-80)	2,323	1,242
Gene Banks (1978-81)	2,079	985
Danny Ferry (1986-89)	2,155	1,003
Christian Laettner (1989-92)	2,460	1,149
Cherokee Parks (1992-95)	1,643	874
Shane Battier (1998-01)	1,984	887
Shelden Williams (2003-06)	1,928	1,262
Kyle Singler (2008-11)	2,392	1,015
Mason Plumlee (2010-13)	1,384	1,085

DOING WORK ON THE GLASS

- Jefferson ranks second among active ACC players with 341 career offensive rebounds and 876 career boards.
- His 341 career offensive rebounds are the fourth-most in Duke history.
- He has averaged 2.4 offensive rebounds per game over the course of his career.

ACC • Active Offensive Rebound Leaders, Career

Rk	Player, School	OREB
1.	Kennedy Meeks, North Carolina	353
2.	Amile Jefferson, Duke	341
3.	Tyler Roberson, Syracuse	299
4.	Michael Young, Pittsburgh	289
5.	Abdul-Malik Abu, NC State	256

through Feb. 22

CURRENT RANKINGS

	ACC Rank	NCAA Rank		ACC Rank	NCAA Rank		
Rebounds	8.7	5	62	Double-doubles	6	T-5	123
Def. Reb.	6.2	4	58				
Blocks	1.6	4	68				

CAREER STATISTICS

SEASON	GP-GS	MIN/AVG	FG-FGA	PCT.	3FG-FGA	PCT.	FT-FTA	PCT.	O-D-T	AVG.	PF-DQ	AS	TO	BS	ST	TP	AVG.
2012-13	32-7	405/12.7	51-94	.543	0-0	.000	25-41	.610	42-50-92	2.9	53-2	7	12	16	12	127	4.0
2013-14	35-26	796/22.7	94-146	.644	0-0	.000	40-81	.494	101-139-240	6.9	93-1	36	23	20	23	228	6.5
2014-15	39-26	831/21.3	94-149	.631	0-0	.000	51-92	.554	91-135-226	5.8	76-0	33	41	26	22	239	6.1
2015-16	9-9	273/30.3	41-60	.683	0-0	.000	21-38	.553	43-50-93	10.3	24-1	13	14	11	7	103	11.4
2016-17	26-26	767/29.5	112-185	.605	0-0	.000	71-114	.623	64-161-225	8.7	63-2	47	38	42	19	295	11.3
TOTAL	141-94	3072/21.8	392-634	.618	0-0	.000	208-366	.568	341-535-876	6.2	309-6	136	128	115	83	992	7.0

ACC • Active Rebound Leaders, Career

Rk	Player, School	REB
1.	Kennedy Meeks, North Carolina	939
2.	Amile Jefferson, Duke	876
3.	Michael Young, Pittsburgh	820
4.	Jaron Blossomgame, Clemson	788
5.	Tyler Roberson, Syracuse	704

through Feb. 22

Duke • Offensive Rebounds, Career

Rk	Player, Years	OREB
1.	Shelden Williams, 2003-06	447
2.	Christian Laettner, 1989-92	374
3.	Kyle Singler, 2008-2011	360
4.	Amile Jefferson, 2012-present	341
5.	Shane Battier, 1998-01	338

Duke • Rebounds, Career

Rk	Player, Years	REB
11.	Bernie Janicki, 1952-54	923
12.	Shane Battier, 1998-01	887
13.	Amile Jefferson, 2012-pres.	876
14.	Cherokee Parks, 1992-95	874
15.	Art Heyman, 1961-63	865

ACC • Rebounds, 2016-17

Rk	Player, School	Avg.
1.	Bonzie Colson, Notre Dame	10.5
2.	John Collins, Wake Forest	9.8
3.	Ben Lammers, Georgia Tech	9.3
4.	Kennedy Meeks, North Carolina	9.1
5.	Amile Jefferson, Duke	8.7

through Feb. 22

ACC • Defensive Rebounds, 2016-17

Rk	Player, School	Avg.
1.	Bonzie Colson, Notre Dame	7.64
2.	Quinton Stephens, Georgia Tech	6.43
3.	Ben Lammers, Georgia Tech	6.25
4.	Amile Jefferson, Duke	6.19
5.	John Collins, Wake Forest	5.96

through Feb. 22

EFFICIENT ON THE OFFENSIVE END

• Jefferson has been an efficient scorer for the Blue Devils over his career in Durham, ranking among Duke's all-time leaders in field goal percentage.

Duke • Field Goal Percentage, Career

Rk	Player, Years	FG	FGA	PCT
1.	Carlos Boozer, 2000-02	554	878	.631
2.	Amile Jefferson, 2012-pres.	392	634	.618
3.	Elton Brand, 1998-99	355	580	.612
4.	Alaa Abdelnaby, 1987-90	448	748	.599
5.	Erik Meek, 1992-95	214	358	.598

*Minimum 200 field goals made

DOUBLE-DOUBLES ABOUND

• Jefferson has posted six double-doubles this season. He is shooting 41-of-59 (.695) when registering a double-double and averages 13.7 ppg. and 13.3 rpg. in those six contests.

• Duke is a perfect 6-0 this season (12-2 all-time) in games when Jefferson earns a double-double, with the Blue Devils defeating opponents by an average of 18.2 ppg. in this season's six victories.

Jefferson's Double-Doubles, 2016-17

Date	Opponent, Result	Pts.	Reb.
11/19/16	Penn State, W, 78-68	16	15
11/20/16	Rhode Island, W, 75-65	17	15
11/23/16	William & Mary, W 88-67	15	10
11/29/16	Michigan State, W 78-69	17	13
12/6/16	Florida, W 84-74	24	15
12/10/16	UNLV, W 94-45	10	12

ACC • Double-Doubles, 2016-17

Rk	Player, School	No.
1.	Bonzie Colson, Notre Dame	16
2.	John Collins, Wake Forest	14
3.	Ben Lammers, Georgia Tech	12
4.	Kennedy Meeks, North Carolina	9
5.	Amile Jefferson, Duke	6
	Tyler Lydon, Syracuse	6
	Michael Young, Pittsburgh	6
	Quinton Stephens, Georgia Tech	6
	Jonathan Isaac, Florida State	6

through Feb. 22

ALL-TOURNAMENT TEAM MEMBER

• Jefferson posted back-to-back double-doubles in the semifinal and final of the Hall of Fame Tip Off Tournament, averaging 16.5 ppg. and 15 rpg. in the final two games to earn all-tournament team honors. Jefferson shot a combined 14-of-22 (.636) from the floor against Penn State and Rhode Island.

ACADEMIC ACHIEVEMENTS

• Jefferson has excelled in the classroom during his career at Duke. In 2016, he became the first student-athlete in program history to appear on the All-ACC Academic Team four times.

THREE-TIME CAPTAIN

• Jefferson has been named a team captain in 2016-17, marking the third consecutive season in which he has fulfilled that role.

• Jefferson is the first Duke player to be named a captain three times since the Bill Krzyzewski Captains Award was created in 1997.

• Jefferson's fellow captain for 2016-17 is two-time captain Matt Jones.



ANTONIO VRANKOVIC #30

C • 7-0 • 261 • SO-1L
DELRAY BEACH, FLA. (PINE CREST SCHOOL)

BASKETBALL BLOODLINES

- Vrankovic's father, Stojko, played five seasons in the NBA during the 1990s, seeing time with the Celtics, Timberwolves and Clippers.
- Stojko also played internationally for Yugoslavia, winning silver medals at the 1988 Seoul Olympics and the 1992 Barcelona Olympics.

CAREER HIGHS

Points	8 (2x)	last vs. Maine	12/3/16
Rebounds	10	vs. Marist	11/11/16
Assists	2	vs. Maine	12/3/16
Steals	1	vs. Bryant	11/14/15
Blocks	2	vs. William & Mary	11/23/16
FG Made	4	vs. Maine	12/3/16
FT Made	2 (3x)	last vs. Appalachian State	11/26/16
Minutes	19 (2x)	last vs. Appalachian State	11/26/16

MISCELLANEOUS

	2016-17	Career
Double-figure points	0	0
20-pt games	0	0
Dunks	4	4
Double-figure rebounds	1	1
2 or more steals	0	0
Charges drawn	1	1
Three-point plays	0	0


GAME-BY-GAME

Opponent	FG	3FG	FT	O-D-T	PF	Pts	A	TO	B	S	MIN
Marist	2-6	0-0	1-2	7-3-10	2	5	1	2	0	0	19
Grand Canyon	0-1	0-0	2-2	1-1-2	1	2	1	0	0	0	5
vs. [7] Kansas	-	-	-	-	-	-	-	-	-	-	-
vs. Penn State	0-0	0-0	2-2	1-2-3	3	2	0	1	0	0	7
vs. [21] Rhode Island	0-0	0-0	0-0	0-0-0	1	0	0	0	0	0	4
William & Mary	2-2	0-0	0-1	1-3-4	0	4	0	0	2	0	13
Appalachian State	3-3	0-0	2-4	2-3-5	1	8	0	1	1	0	19
Michigan State	-	-	-	-	-	-	-	-	-	-	-
Maine	4-5	0-0	0-0	1-2-3	1	8	2	0	1	0	13
vs. [21] Florida	-	-	-	-	-	-	-	-	-	-	-
vs. UNLV	-	-	-	-	-	-	-	-	-	-	-
Tennessee State	-	-	-	-	-	-	-	-	-	-	-
vs. Elon	-	-	-	-	-	-	-	-	-	-	-
at Virginia Tech	-	-	-	-	-	-	-	-	-	-	-
Georgia Tech	0-0	0-0	0-0	1-2-3	1	0	1	2	0	0	7
Boston College	-	-	-	-	-	-	-	-	-	-	-
at [9] Florida State	-	-	-	-	-	-	-	-	-	-	-
at [14] Louisville	-	-	-	-	-	-	-	-	-	-	-
Miami	-	-	-	-	-	-	-	-	-	-	-
NC State	-	-	-	-	-	-	-	-	-	-	-
at Wake Forest	1-1	0-0	0-0	0-0-0	4	2	0	0	0	0	6
at [20] Notre Dame	0-0	0-0	0-0	0-0-0	1	0	0	1	0	0	2
Pittsburgh	-	-	-	-	-	-	-	-	-	-	-
[8] North Carolina	-	-	-	-	-	-	-	-	-	-	-
Clemson	-	-	-	-	-	-	-	-	-	-	-
at [14] Virginia	-	-	-	-	-	-	-	-	-	-	-
Wake Forest	-	-	-	-	-	-	-	-	-	-	-
at Syracuse	-	-	-	-	-	-	-	-	-	-	-
at Miami	-	-	-	-	-	-	-	-	-	-	-
Florida State	-	-	-	-	-	-	-	-	-	-	-
at North Carolina	-	-	-	-	-	-	-	-	-	-	-

* Indicates Games Started; [] AP Ranking

CAREER STATISTICS

SEASON	GP-GS	MIN/AVG	FG-FGA	PCT.	3FG-FGA	PCT.	FT-FTA	PCT.	O-D-T	AVG.	PF-DQ	AS	TO	BS	ST	TP	AVG.
2015-16	5-0	14/2.8	2-2	1.000	0-0	.000	0-0	.000	2-5-7	1.4	3-0	0	3	1	1	4	0.8
2016-17	10-0	95/9.5	12-18	.667	0-0	.000	7-11	.636	14-16-30	3.0	15-0	5	7	4	0	31	3.1
TOTAL	15-0	109/7.3	14-20	.700	0-0	.000	7-11	.636	16-21-37	2.5	18-0	5	10	5	1	35	2.3



SEAN OBI

#34

F • 6-9 • 255 • JR-2L
KADUNA, NIGERIA (GREEN FARMS ACADEMY)

TRANSFERS UNDER COACH K

• Obi is the fifth student-athlete to transfer into the program under Coach K.

Duke's Transfers under Coach K

Player	Previous School	Year
Roshown McLeod	St. John's	1995
Dahntay Jones	Rutgers	2000
Seth Curry	Liberty	2009
Rodney Hood	Mississippi State	2012
Sean Obi	Rice	2014

CAREER HIGHS (^ - at Rice)

Points	25	vs. South Alabama	12/7/13 [^]
Rebounds	19	vs. South Alabama	12/7/13 [^]
Assists	2 (6x)	last vs. Louisiana Tech	2/5/14 [^]
Steals	2	vs. Northwood	12/19/13 [^]
Blocks	2 (6x)	last vs. Old Dominion	2/20/14 [^]
FG Made	11	vs. Marshall	1/23/14 [^]
FT Made	7 (2x)	last vs. Northwood	12/19/13 [^]
Minutes	41	vs. South Alabama	12/7/13 [^]

MISCELLANEOUS

	2016-17	Duke Career
Double-figure points	0	0
20-pt games	0	0
3 or more 3pt FG	0	0
Double-figure assists	0	0
5 or more assists	0	0
2 or more steals	0	0
Charges drawn	0	0
Three-point plays	0	0

GAME-BY-GAME

Opponent	FG	3FG	FT	O-D-T	PF	Pts	A	TO	B	S	MIN
Marist	-	-	-	-	-	-	-	-	-	-	-
Grand Canyon	-	-	-	-	-	-	-	-	-	-	-
vs. [7] Kansas	-	-	-	-	-	-	-	-	-	-	-
vs. Penn State	-	-	-	-	-	-	-	-	-	-	-
vs. [21] Rhode Island	-	-	-	-	-	-	-	-	-	-	-
William & Mary	-	-	-	-	-	-	-	-	-	-	-
Appalachian State	-	-	-	-	-	-	-	-	-	-	-
Michigan State	-	-	-	-	-	-	-	-	-	-	-
Maine	-	-	-	-	-	-	-	-	-	-	-
vs. [21] Florida	-	-	-	-	-	-	-	-	-	-	-
vs. UNLV	-	-	-	-	-	-	-	-	-	-	-
Tennessee State	-	-	-	-	-	-	-	-	-	-	-
vs. Elon	-	-	-	-	-	-	-	-	-	-	-
at Virginia Tech	-	-	-	-	-	-	-	-	-	-	-
Georgia Tech	-	-	-	-	-	-	-	-	-	-	-
Boston College	-	-	-	-	-	-	-	-	-	-	-
at [9] Florida State	-	-	-	-	-	-	-	-	-	-	-
at [14] Louisville	-	-	-	-	-	-	-	-	-	-	-
Miami	-	-	-	-	-	-	-	-	-	-	-
NC State	-	-	-	-	-	-	-	-	-	-	-
at Wake Forest	-	-	-	-	-	-	-	-	-	-	-
at [20] Notre Dame	-	-	-	-	-	-	-	-	-	-	-
Pittsburgh	-	-	-	-	-	-	-	-	-	-	-
[8] North Carolina	-	-	-	-	-	-	-	-	-	-	-
Clemson	-	-	-	-	-	-	-	-	-	-	-
at [14] Virginia	-	-	-	-	-	-	-	-	-	-	-
Wake Forest	-	-	-	-	-	-	-	-	-	-	-
at Syracuse	-	-	-	-	-	-	-	-	-	-	-
at Miami	-	-	-	-	-	-	-	-	-	-	-
Florida State	-	-	-	-	-	-	-	-	-	-	-
at North Carolina	-	-	-	-	-	-	-	-	-	-	-

* Indicates Games Started; [] AP Ranking

CAREER STATISTICS

SEASON	GP-GS	MIN/AVG	FG-FGA	PCT.	3FG-FGA	PCT.	FT-FTA	PCT.	O-D-T	AVG.	PF-DQ	AS	TO	BS	ST	TP	AVG.
2013-14 (Rice)	30-29	791/26.4	140-237	.591	0-0	.000	62-114	.544	74-205-279	9.3	91-4	24	59	22	15	342	11.4
2015-16	10-0	27/2.7	1-2	.500	0-0	.000	3-6	.500	6-4-10	1.0	8-0	0	2	1	0	5	0.5
2016-17	-	-	-	-	-	-	-	-	-	-	-	-	-	-	-	-	-
TOTAL	39-29	818/21.0	141-239	.590	0-0	.000	65-120	.542	80-209-289	7.4	99-4	24	61	23	15	347	8.9



JACK WHITE

#41

F • 6-7 • 195 • FR-HS
TRARALGON, VICTORIA, AUSTRALIA
(AUSTRALIAN INSTITUTE OF SPORT)

CAREER HIGHS

Points	5	vs. Marist	11/11/16
Rebounds	4	vs. Maine	12/3/16
Assists	1	vs. Appalachian State	11/26/16
Steals	1	vs. UNLV	12/10/16
Blocks	1 (2x)	last vs. Maine	12/3/16
FG Made	2	vs. William & Mary	11/23/16
FT Made	5	vs. Marist	11/11/16
Minutes	15	vs. Appalachian State	11/26/16

MISCELLANEOUS

	2016-17	Career
Double-figure points	0	0
20-pt games	0	0
3 or more 3pt FG	0	0
5 or more assists	0	0
2 or more steals	0	0
Dunks	1	1
Three-point plays	0	0

GAME-BY-GAME

Opponent	FG	3FG	FT	O-D-T	PF	Pts	A	TO	B	S	MIN
Marist	0-0	0-0	5-6	0-2-2	1	5	0	1	0	0	12
Grand Canyon	1-1	0-0	1-2	0-1-1	0	3	0	0	0	0	4
vs. [7] Kansas	-	-	-	-	-	-	-	-	-	-	-
vs. Penn State	-	-	-	-	-	-	-	-	-	-	-
vs. [21] Rhode Island	-	-	-	-	-	-	-	-	-	-	-
William & Mary	2-3	0-0	0-0	1-0-1	0	4	0	0	1	0	3
Appalachian State	1-2	0-0	0-0	0-2-2	1	2	1	2	0	0	15
Michigan State	-	-	-	-	-	-	-	-	-	-	-
Maine	1-2	0-1	2-2	0-4-4	0	4	0	0	1	0	10
vs. [21] Florida	-	-	-	-	-	-	-	-	-	-	-
vs. UNLV	0-0	0-0	0-0	0-1-1	0	0	0	1	0	1	4
Tennessee State	-	-	-	-	-	-	-	-	-	-	-
vs. Elon	-	-	-	-	-	-	-	-	-	-	-
at Virginia Tech	0-0	0-0	0-0	1-0-1	1	0	0	0	0	0	3
Georgia Tech	1-1	1-1	0-0	0-1-1	1	3	0	0	0	0	5
Boston College	-	-	-	-	-	-	-	-	-	-	-
at [9] Florida State	-	-	-	-	-	-	-	-	-	-	-
at [14] Louisville	-	-	-	-	-	-	-	-	-	-	-
Miami	-	-	-	-	-	-	-	-	-	-	-
NC State	-	-	-	-	-	-	-	-	-	-	-
at Wake Forest	0-0	0-0	0-0	0-0-0	0	0	0	0	0	0	3
at [20] Notre Dame	-	-	-	-	-	-	-	-	-	-	-
Pittsburgh	-	-	-	-	-	-	-	-	-	-	-
[8] North Carolina	-	-	-	-	-	-	-	-	-	-	-
Clemson	-	-	-	-	-	-	-	-	-	-	-
at [14] Virginia	-	-	-	-	-	-	-	-	-	-	-
Wake Forest	-	-	-	-	-	-	-	-	-	-	-
at Syracuse	-	-	-	-	-	-	-	-	-	-	-
at Miami	-	-	-	-	-	-	-	-	-	-	-
Florida State	-	-	-	-	-	-	-	-	-	-	-
at North Carolina	-	-	-	-	-	-	-	-	-	-	-

* Indicates Games Started; [] AP Ranking

CAREER STATISTICS

SEASON	GP-GS	MIN/AVG	FG-FGA	PCT.	3FG-FGA	PCT.	FT-FTA	PCT.	O-D-T	AVG.	PF-DQ	AS	TO	BS	ST	TP	AVG.
2016-17	9-0	59/6.6	6-9	.667	1-2	.500	8-10	.800	2-11-13	1.4	4-0	1	4	2	1	21	2.3
TOTAL	9-0	59/6.6	6-9	.667	1-2	.500	8-10	.800	2-11-13	1.4	4-0	1	4	2	1	21	2.3



NICK PAGLIUCA

#45

**G • 6-3 • 195 • SR-3L
WESTON, MASS. (MILTON ACADEMY)**

BASKETBALL BLOODLINES

- Pagliuca's father, Steve, is a co-owner of the Boston Celtics.
- Pagliuca's older brother, Joe, was a member of the Duke basketball team from 2004-07. He played in 13 career games and was a three-time recipient of the Dr. Deryl Hart Award, presented to the team's top scholar-athlete.

NAMED TO NABC HONORS COURT

- Pagliuca was named to the 2016 NABC Honors Court, an honor roll for academic juniors and seniors across the nation who hold a cumulative GPA of at least 3.20.

CAREER HIGHS

Points	3	vs. Fairfield	11/15/14
Rebounds	2 (2x)	last vs. Utah State	11/29/15
Assists	1 (2x)	last vs. Maine	12/3/16
Steals	1	vs. Yale	11/25/15
3FG Made	1	vs. Fairfield	11/15/14
FT Made	1	vs. Elon	12/31/13
Minutes	5	vs. Presbyterian	11/14/14

GAME-BY-GAME

Opponent	FG	3FG	FT	O-D-T	PF	Pts	A	TO	B	S	MIN
Marist	0-1	0-1	0-0	0-0-0	0	0	0	0	0	0	2
Grand Canyon	-	-	-	-	-	-	-	-	-	-	-
vs. [7] Kansas	-	-	-	-	-	-	-	-	-	-	-
vs. Penn State	-	-	-	-	-	-	-	-	-	-	-
vs. [21] Rhode Island	-	-	-	-	-	-	-	-	-	-	-
William & Mary	0-1	0-1	0-0	0-0-0	0	0	0	0	0	0	1
Appalachian State	-	-	-	-	-	-	-	-	-	-	-
Michigan State	-	-	-	-	-	-	-	-	-	-	-
Maine	0-0	0-0	0-0	0-0-0	0	0	1	0	0	0	2
vs. [21] Florida	-	-	-	-	-	-	-	-	-	-	-
vs. UNLV	-	-	-	-	-	-	-	-	-	-	-
Tennessee State	-	-	-	-	-	-	-	-	-	-	-
vs. Elon	-	-	-	-	-	-	-	-	-	-	-
at Virginia Tech	-	-	-	-	-	-	-	-	-	-	-
Georgia Tech	0-0	0-0	0-0	0-0-0	0	0	1	0	0	0	3
Boston College	-	-	-	-	-	-	-	-	-	-	-
at [9] Florida State	-	-	-	-	-	-	-	-	-	-	-
at [14] Louisville	-	-	-	-	-	-	-	-	-	-	-
Miami	-	-	-	-	-	-	-	-	-	-	-
NC State	-	-	-	-	-	-	-	-	-	-	-
at Wake Forest	-	-	-	-	-	-	-	-	-	-	-
at [20] Notre Dame	-	-	-	-	-	-	-	-	-	-	-
Pittsburgh	-	-	-	-	-	-	-	-	-	-	-
[8] North Carolina	-	-	-	-	-	-	-	-	-	-	-
Clemson	-	-	-	-	-	-	-	-	-	-	-
at [14] Virginia	-	-	-	-	-	-	-	-	-	-	-
Wake Forest	-	-	-	-	-	-	-	-	-	-	-
at Syracuse	-	-	-	-	-	-	-	-	-	-	-
at Miami	-	-	-	-	-	-	-	-	-	-	-
Florida State	-	-	-	-	-	-	-	-	-	-	-
at North Carolina	-	-	-	-	-	-	-	-	-	-	-

* Indicates Games Started; [] AP Ranking

CAREER STATISTICS

SEASON	GP-GS	MIN/AVG	FG-FGA	PCT.	3FG-FGA	PCT.	FT-FTA	PCT.	O-D-T	AVG.	PF-DQ	AS	TO	BS	ST	TP	AVG.
2013-14	3-0	5/1.7	0-1	.000	0-0	.000	1-2	.500	1-1-2	0.7	0-0	0	0	0	0	1	0.3
2014-15	11-0	18/1.6	1-5	.200	1-4	.250	0-0	.000	2-2-4	0.4	4-0	1	0	0	0	3	0.3
2015-16	10-0	10/1.0	0-1	.000	0-1	.000	0-0	.000	1-3-4	0.4	1-0	0	1	0	1	0	0.0
2016-17	4-0	8/2.0	0-2	.000	0-2	.000	0-0	.000	0-0-0	0.0	0-0	2	0	0	0	0	0.0
TOTAL	28-0	41/1.5	1-9	.111	1-7	.143	1-2	.500	4-6-10	0.4	5-0	3	1	0	1	4	0.1



JUSTIN ROBINSON

#50

F • 6-8 • 194 • R-FR-1L
SAN ANTONIO, TEXAS
(SAN ANTONIO CHRISTIAN ACADEMY)

BASKETBALL BLOODLINES

- Robinson is the son of NBA Hall of Famer and 1987 No. 1 overall pick David Robinson, who played his entire 14-year career with the San Antonio Spurs.
- A member of the original Dream Team alongside Duke head coach Mike Krzyzewski, "The Admiral" is a two-time NBA champion and two-time Olympic gold medalist.
- Justin Robinson's brother, Corey, played wide receiver at Notre Dame from 2013-15.

CAREER HIGHS

Points	1	vs. Marist	11/11/16
Rebounds	1	vs. Marist	11/11/16
Assists	-	-	-
Steals	-	-	-
Blocks	-	-	-
FG Made	-	-	-
3FG Made	-	-	-
FT Made	1	vs. Marist	11/11/16
Minutes	5	vs. Marist	11/11/16

GAME-BY-GAME

Opponent	FG	3FG	FT	O-D-T	PF	Pts	A	TO	B	S	MIN
Marist	0-0	0-0	1-2	0-1-1	0	1	0	0	0	0	5
Grand Canyon	-	-	-	-	-	-	-	-	-	-	-
vs. [7] Kansas	-	-	-	-	-	-	-	-	-	-	-
vs. Penn State	-	-	-	-	-	-	-	-	-	-	-
vs. [21] Rhode Island	-	-	-	-	-	-	-	-	-	-	-
William & Mary	0-0	0-0	0-0	0-0-0	0	0	0	0	0	0	2
Appalachian State	0-0	0-0	0-0	0-0-0	0	0	0	0	0	0	1
Michigan State	-	-	-	-	-	-	-	-	-	-	-
Maine	-	-	-	-	-	-	-	-	-	-	-
vs. [21] Florida	-	-	-	-	-	-	-	-	-	-	-
vs. UNLV	-	-	-	-	-	-	-	-	-	-	-
Tennessee State	-	-	-	-	-	-	-	-	-	-	-
vs. Elon	-	-	-	-	-	-	-	-	-	-	-
at Virginia Tech	-	-	-	-	-	-	-	-	-	-	-
Georgia Tech	0-0	0-0	0-0	0-0-0	0	0	0	0	0	0	0
Boston College	-	-	-	-	-	-	-	-	-	-	-
at [9] Florida State	-	-	-	-	-	-	-	-	-	-	-
at [14] Louisville	-	-	-	-	-	-	-	-	-	-	-
Miami	-	-	-	-	-	-	-	-	-	-	-
NC State	-	-	-	-	-	-	-	-	-	-	-
at Wake Forest	-	-	-	-	-	-	-	-	-	-	-
at [20] Notre Dame	-	-	-	-	-	-	-	-	-	-	-
Pittsburgh	-	-	-	-	-	-	-	-	-	-	-
[8] North Carolina	-	-	-	-	-	-	-	-	-	-	-
Clemson	-	-	-	-	-	-	-	-	-	-	-
at [14] Virginia	-	-	-	-	-	-	-	-	-	-	-
Wake Forest	-	-	-	-	-	-	-	-	-	-	-
at Syracuse	-	-	-	-	-	-	-	-	-	-	-
at Miami	-	-	-	-	-	-	-	-	-	-	-
Florida State	-	-	-	-	-	-	-	-	-	-	-
at North Carolina	-	-	-	-	-	-	-	-	-	-	-

* Indicates Games Started; [] AP Ranking

CAREER STATISTICS

SEASON	GP-GS	MIN/AVG	FG-FGA	PCT.	3FG-FGA	PCT.	FT-FTA	PCT.	O-D-T	AVG.	PF-DQ	AS	TO	BS	ST	TP	AVG.
2016-17	4-0	10/2.5	0-0	.000	0-0	.000	1-2	.500	0-1-1	0.3	0-0	0	0	0	0	1	0.3
TOTAL	4-0	10/2.5	0-0	.000	0-0	.000	1-2	.500	0-1-1	0.3	0-0	0	0	0	0	1	0.3



MIKE KRZYZEWSKI

HEAD COACH • ARMY '69
OVERALL RECORD • 1,065-327 OVERALL (42ND SEASON)
DUKE RECORD • 992-268 (37TH SEASON)
455-186 ACC (REGULAR SEASON + TOURNAMENT)

COACH K'S MILESTONE WINS

OVERALL

No.	Opponent	Date	Score
1	vs. Lehigh	11/28/75	56-29
100	vs. Clemson	2/24/1982	73-72 (30T)
200	vs. Alabama	12/13/1986	76-67
300	vs. Richmond	3/16/1990	81-46
400	at Iowa	12/22/1993	79-76
500	vs. North Carolina	2/28/1998	77-75
600	vs. North Carolina	3/11/2001	82-80
700	vs. Toledo	12/12/2004	82-54
800	at NC State	3/1/2008	87-86
900	vs. Michigan	3/20/2011	73-71
903	vs. Michigan State	11/15/2011	74-69
1000	vs. St. John's	1/25/2015	77-68

AT DUKE

No.	Opponent	Date	Score
1	vs. Stetson	11/29/1980	67-49
100	at St. Joseph's	1/13/1986	87-66
200	vs. West Virginia	3/18/1989	70-63
300	vs. Northeastern	12/7/1992	103-72
400	vs. Murray State	3/14/1997	71-68
500	vs. Villanova	11/17/2000	98-85
600	at Clemson	1/3/2004	73-54
700	vs. Georgia Tech	2/18/2007	71-62
800	vs. Kansas State	11/23/2010	82-68
900	vs. Florida State	1/25/2014	78-56

COACH K BY THE NUMBERS

- 5 National Championships (1991, 1992, 2001, 2010, 2015)
- 6 gold medals as head coach of U.S. National Team
- 1,065 career wins (most in NCAA history)
- 992 victories at Duke (most in NCAA history at one school)
- 455 ACC wins (most in league history)
- 90 NCAA Tournament wins (most in NCAA history)
- 12 National Coach of the Year honors (eight seasons)
- 7 National Players of the Year (nine honors)
- 6 National Defensive Players of the Year (nine honors)
- 32 NCAA Tournament bids
- 31 All-America selections (44 honors)
- 12 Final Four appearances (tied for most all-time)
- 12 ACC regular season championships
- 13 ACC Tournament championships
- 578 weeks ranked in the top 25 of the AP Poll
- 497 weeks ranked in the top 10 of the AP Poll
- 111 weeks ranked No. 1 in the country
- 53 NBA Draft selections
- 32 first-round NBA Draft picks
- 21 NBA Draft Lottery picks (most in draft history)
- 10 Consecutive Top 10 AP Poll finishes (1997-2006)

MR. INFLUENTIAL

- Coach K was listed No. 22 on the Sporting News' 2016 list of the 50 most influential people in sports.
- He is the highest-ranked of five coaches on the list and is joined by Geno Auriemma (No. 41), John Calipari (No. 45), Bill Belichick (No. 47) and Nick Saban (No. 49).

THERE'S ONLY 1K

- Krzyzewski became the first NCAA men's basketball coach to record 1,000 career victories after Duke defeated St. John's, 77-68, in Madison Square Garden Sunday, Jan. 25, 2015.
- Over his 36-plus-year career at Duke, Krzyzewski has more than quadrupled the previous highest number of total wins by a Duke head coach, Eddie Cameron, who owned an all-time record of 226-99.

TOURNAMENT VICTORIES AT DUKE

- Duke has a high level of success in tournaments under Coach K, winning 18 regular-season, 13 ACC and five NCAA Tournaments for a total of 36 championships during his 36-plus-year tenure.

Duke Tournament Records Under Coach K

Tournament	W	L	Pct.	Titles
ACC Tournament	57	22	.722	13
NCAA Tournament	90	27	.769	5
In-Season Tournaments	88	16	.846	18
TOTAL	235	65	.783	36

COACH K'S RECORD AT DUKE

Year	Overall	ACC	Notes
1981	17-13	6-8 (t5th)	NIT Quarterfinals
1982	10-17	4-10 (t6th)	-
1983	11-17	3-11 (7th)	-
1984	24-10	7-7 (t3rd)	NCAA Tournament
1985	23-8	8-6 (t4th)	NCAA Tournament
1986	37-3	12-2 (1st)	NCAA Runnerup
1987	24-9	9-5 (3rd)	NCAA Sweet Sixteen
1988	28-7	9-5 (3rd)	NCAA Final Four
1989	28-8	9-5 (t2nd)	NCAA Final Four
1990	29-9	9-5 (2nd)	NCAA Runnerup
1991	32-7	11-3 (1st)	NCAA Champion
1992	34-2	14-2 (1st)	NCAA Champion
1993	24-8	10-6 (t3rd)	NCAA Tournament
1994	28-6	12-4 (1st)	NCAA Runnerup
1995	9-3	0-1	Out (back surgery)
1996	18-13	8-8 (t4th)	NCAA Tournament
1997	24-9	12-4 (1st)	NCAA Tournament
1998	32-4	15-1 (1st)	NCAA Elite Eight
1999	37-2	16-0 (1st)	NCAA Runnerup
2000	29-5	15-1 (1st)	NCAA Sweet Sixteen
2001	35-4	13-3 (t1st)	NCAA Champion
2002	31-4	13-3 (2nd)	NCAA Sweet Sixteen
2003	26-7	11-5 (3rd)	NCAA Sweet Sixteen
2004	31-6	13-3 (1st)	NCAA Final Four
2005	27-6	11-5 (3rd)	NCAA Sweet Sixteen
2006	32-4	14-2 (1st)	NCAA Sweet Sixteen
2007	22-11	8-8 (t6th)	NCAA Tournament
2008	28-6	13-3 (2nd)	NCAA Tournament
2009	30-7	11-5 (2nd)	NCAA Sweet Sixteen
2010	35-5	13-3 (t1st)	NCAA Champion
2011	32-5	13-3 (2nd)	NCAA Sweet Sixteen
2012	27-7	13-3 (2nd)	NCAA Tournament
2013	30-6	14-4 (2nd)	NCAA Elite Eight
2014	26-9	13-5 (3rd)	NCAA Tournament
2015	35-4	15-3 (2nd)	NCAA Champion
2016	25-11	11-7 (t5th)	NCAA Sweet Sixteen
2017	22-6	10-5	-

DUKE UNDER COACH K

	Overall	2016-17
Overall	992-268	22-6
At Home	503-63	14-1
On the Road	237-131	3-4
Neutral Site	252-74	5-1
ACC Games (regular season)	398-163	10-5
Home	227-55	7-1
Road	171-109	3-4
Non-Conference Teams	536-80	12-1
Home	276-8	6-0
Road	66-20	0-0
Neutral	193-52	5-1
Shoots 60% or better	81-4	1-0
Shoots 50% or better	513-32	10-0
Holds Opp. to Less than 50%	850-106	18-1
Holds Opp. to Less than 40%	396-12	10-0
Holds Opp. to Less than 30%	48-0	2-0
Outrebounds opponent	634-72	14-3
Overtime game	32-24	0-0
Double-overtime game	0-4	0-0
Triple-overtime games	1-0	0-0
Vs. ranked opponent	213-141	5-3
Vs. unranked opponent	780-127	17-3
In November	147-15	7-1
In December	196-28	5-1
In January	246-76	5-3
In February	225-74	5-1
In March	168-70	0-0
In April	9-5	0-0
Scores 59 points or less	19-24	0-0
Scores 60+ points	959-242	22-6
Scores 70+ points	861-163	19-5
Scores 80+ points	588-51	13-1
Scores 90+ points	299-9	8-0
Scores 100+ points	114-2	1-0

NCAA DIVISION I WINS LEADERS

Career Wins

Coach	Wins
1. ^ Mike Krzyzewski	1,065
2. Bob Knight	902
3. ^ Jim Boeheim	901
4. Dean Smith	879
5. Adolph Rupp	876

Career Wins at One School

Coach	School	Wins
1. ^ Mike Krzyzewski	Duke	992
2. ^ Jim Boeheim	Syracuse	901
3. Dean Smith	North Carolina	879
4. Adolph Rupp	Kentucky	876
5. Jim Phelan	Mount St. Mary's	830

Career ACC Wins (Regular Season & Tournament)

Coach	Schools	Wins
1. ^ Mike Krzyzewski	Duke	455
2. Dean Smith	North Carolina	422
3. Gary Williams	Maryland	210
4. ^ Roy Williams	North Carolina	188
5. Frank McGuire	UNC/South Carolina	160

NCAA Tournament Wins

Coach	Schools	Wins
1. ^ Mike Krzyzewski	Duke	90
2. ^ Roy Williams	Kansas/UNC	70
3. Dean Smith	North Carolina	65
4. ^ Jim Boeheim	Syracuse	53
^ Rick Pitino	Four schools	53

^ - active coach; games through Feb. 22

2016-17 Duke Basketball Charts

Overall Record: 22-5 (Home: 14-1; Road: 3-3; Neutral: 5-1)

ACC Record: 10-4 (Home: 7-1; Road: 3-3)

Date	Opponent	Result	Duke High Scorer	Opponent High Scorer	Duke High Rebounder	Opponent High Rebounder	Duke High Assists	Att.
N11	> [1/-] MARIST	W, 94-49	Jackson (18)	Hart (13)	Vrankovic (10)	Lamb (5)	Jackson (4)	9,314 #
N12	> [1/-] GRAND CANYON	W, 96-61	Allen (25)	Carr (18)	Allen (10)	two players (5)	Kennard (6)	9,314 #
N15	+ [1/7] vs. Kansas	L, 75-77	Kennard (22)	Mason (21)	Kennard (5)	Azubuikwe (12)	Kennard (5)	19,812#
N19	& [1/-] vs. Penn State	W, 78-68	Jackson (17)	Carr (20)	Jefferson (15)	four players (6)	Allen (4)	9,323#
N20	& [1/21] vs. Rhode Island	W, 75-65	Kennard (24)	Terrell (22)	Jefferson (15)	two players (6)	Allen (3)	9,323#
N23	[6/-] WILLIAM & MARY	W, 88-67	Jackson (19)	two players (13)	Jefferson (10)	two players (5)	two players (6)	9,314#
N26	[6/-] APPALACHIAN STATE	W, 93-58	Allen (21)	Robinson (12)	Kennard (9)	two players (5)	Jefferson (5)	9,314#
N29	\$ [5/-] MICHIGAN STATE	W, 78-69	Allen (24)	Harris (14)	Jefferson (13)	Bridges (9)	two players (4)	9,314#
D3	[5/-] MAINE	W, 94-55	Kennard (35)	Er (20)	Jefferson (9)	Fleming (6)	two players (4)	9,314#
D6	! [5/21] vs. Florida	W, 84-74	Kennard (29)	Allen (21)	Jefferson (15)	Egbunu (12)	Allen (8)	15,294
D10	* [5/-] vs. UNLV	W, 94-45	Allen (34)	Poyser (16)	Jefferson (12)	two players (5)	Jefferson (5)	19,107#
D19	[5/-] TENNESSEE STATE	W, 65-55	Kennard (24)	two players (14)	Jefferson (18)	Hamilton (8)	two players (3)	9,314#
D21	[5/-] vs. Elon	W, 72-61	Kennard (21)	Dawkins (18)	Tatum (8)	Dawkins (9)	Tatum (3)	9,733
D31	[5/-] at Virginia Tech	L, 75-89	Kennard (34)	Bibbs (18)	Jefferson (12)	LeDay (7)	Jefferson (3)	9,567#
J4	[8/-] GEORGIA TECH	W, 110-57	Tatum (19)	three players (11)	Giles (12)	Lammers (8)	Allen (7)	9,314#
J7	[8/-] BOSTON COLLEGE	W, 93-82	Tatum (22)	Robinson (21)	Tatum (6)	Jeffers (12)	Allen (11)	9,314#
J10	[7/9] at Florida State	L, 72-88	Kennard (23)	Rathan-Mayes (21)	Two players (6)	Mann (7)	Allen (5)	11,675#
J14	[7/14] at Louisville	L, 69-78	Allen (23)	Mahmoud (17)	Allen (9)	Mahmoud (11)	two players (3)	22,686#
J21	[18/-] MIAMI	W, 70-58	Tatum (14)	Reed (19)	Jefferson (12)	Murphy (15)	Jackson (4)	9,314#
J23	[17/-] NC STATE	L, 82-84	Kennard (20)	Smith, Jr. (32)	Tatum (9)	Kapita (10)	Kennard (4)	9,314#
J28	[17/-] at Wake Forest	W, 85-83	Kennard (34)	Crawford (26)	Allen (6)	Collins (8)	Jones (6)	14,681#
J30	[21/20] at Notre Dame	W, 84-74	Allen (21)	Beachem (20)	Tatum (14)	Colson (9)	two players (3)	9,149#
F4	[21/-] PITTSBURGH	W, 72-64	Allen (21)	Young (24)	Jefferson (9)	Artis (9)	Allen (6)	9,314#
F9	[18/8] NORTH CAROLINA	W, 86-78	Allen (25)	Jackson (21)	Tatum (9)	Pinson (7)	Tatum (5)	9,314#
F11	[18/-] CLEMSON	W, 64-62	Kennard (25)	Mitchell (23)	Jefferson (9)	two players (90)	Allen (5)	9,314#
F15	[12/14] at Virginia	W, 65-55	Tatum (28)	Perrantes (14)	Tatum (8)	Wilkins (9)	Kennard (3)	14,623#
F18	[12/-] WAKE FOREST	W, 99-94	Kennard (23)	Collins (31)	two players (7)	Collins (15)	Allen (6)	9,314#

Home games in BOLDFACE CAPS

* - indicates Atlantic Coast Conference game

[] - denotes Duke/opponent AP ranking at time of game

- denotes sellout crowd

> - Basketball Hall of Fame Tip-Off (Durham, N.C.)

+ - State Farm Champions Classic (New York, N.Y.)

& - Basketball Hall of Fame Tip-Off (Uncasville, Conn.)

\$ - ACC/Big Ten Challenge

! - Jimmy V Classic (New York, N.Y.)

* - Neon Hoops Showcase (Las Vegas, Nev.)

2016-17 ATTENDANCE FIGURES

Site	Games	Total	Average
Home	15	139,710	9,314
Away	6	82,381	13,730
Neutral	6	82,592	13,765
Totals	27	304,603	11,285

DUKE BY THE NUMBERS

Seasons of Men's Basketball	112th
Total Games	2,978
ACC Championships	19 (last in 2011)
NCAA Tournament Appearances	40 (last in 2016)
NIT Appearances	5
20-Win Seasons	52 (last in 2017)
30-Win Seasons	14 (last in 2015)
Duke all-time record	2,109-869
Duke all-time ACC record (regular season only)	621-309
Overtime Games	125 (68-57)
Duke 100-Point Games	185 (180-5)
Consecutive games with at least one three-point FG	974*
Consecutive games with at least five three-point FG	29
Consecutive games holding opponents under .500 shooting	0
Consecutive games holding opponents under 100 points	295
Consecutive games scoring at least 70 points	1

* - Duke record

Team Highs/Lows

		DUKE	OPPONENT
Points 1st Half	High Low	61 vs. Georgia Tech (1/4/17) 21 at Virginia (2/15/17)	47, 2x, last by Wake Forest (2/18/17) 18 by Clemson (2/11/17)
Points 2nd Half	High Low	53 at Wake Forest (1/28/17) 35, 2x, last vs. 18 by Clemson (2/11/17)	49 by Notre Dame (1/30/17) 19 by UNLV (12/10/16)
Total Points	High Low	110 vs. Georgia Tech (1/4/17) 64 vs. Clemson (2/11/17)	94 by Wake Forest (2/18/17) 45 by UNLV (12/10/16)
FG Made	High Low	39 vs. Georgia Tech (1/4/17) 19, 2x, last at Virginia (2/15/17)	35, 2x, last by Wake Forest (2/18/17) 15 by Marist (11/11/16)
FG Attempted	High Low	70 vs. Georgia Tech (1/4/17) 42 at Virginia (2/15/17)	69, 2x, last by Wake Forest (2/18/17) 51, 2x, last by Pittsburgh (2/4/17)
FG Percentage	High Low	.600 [33-of-55] vs. Maine (12/3/16) .365 [23-of-63] vs. Elon (12/21/16)	.552 [32-of-58] by Virginia Tech (12/31/16) .231 [15-of-65] by Marist (11/11/16)
3-Pt. FG Made	High Low	16 vs. Georgia Tech (1/4/17) 5, 4x, last at Notre Dame (1/30/17)	9, 2x, last by Maine (12/3/16) 2, 5x, last by 18 by Clemson (2/11/17)
3-Pt. FG Att.	High Low	31, 2x, last at Wake Forest (1/28/17) 12, 2x, last at Notre Dame (1/30/17)	30 by Maine (12/3/16) 9 by 18 by Clemson (2/11/17)
3-Pt. FG Pct.	High Low	.516 [16-of-31] vs. Georgia Tech (1/4/17) .250 [5-of-20] vs. Elon (12/21/16)	.615 [8-of-13] by Virginia Tech (12/31/16) .118 [2-of-17] by Kansas (11/15/16)
FT Made	High Low	26 vs. Marist (11/11/16) 10 vs. UNLV (12/10/16)	25 by Wake Forest (1/28/17) 4 by Maine (12/3/16)
FT Attempted	High Low	37 vs. Marist (11/11/16) 14, 3x, last vs. Pittsburgh (2/4/17)	32 by Wake Forest (1/28/17) 6 by Maine (12/3/16)
FT Percentage	High Low	.958 [23-of-24] at Notre Dame (1/30/17) .550 [11-of-20] vs. Michigan State (11/29/16)	1.000 [8-of-8] by Virginia (2/15/17) .467 [7-of-15] by Miami (1/21/17)
Off. Rebounds	High Low	18 vs. Virginia Tech (12/31/16) 4 vs. Boston College (1/7/17)	15 by Wake Forest (2/18/17) 4, 2x, last by Tennessee State (12/19/16)
Def. Rebounds	High Low	40 vs. Marist (11/11/16) 16 vs. Pittsburgh (2/4/17)	31, 2x, last by Elon (12/21/16) 10 by Maine (12/3/16)
Total Rebounds	High Low	56 vs. Marist (11/11/16) 26 vs. Pittsburgh (2/4/17)	42 by Elon (12/21/16) 22 by Maine (12/3/16)
Assists	High Low	24 vs. Georgia Tech (1/4/17) 7 vs. Elon (12/21/16)	18 by Virginia Tech (12/31/16) 6, 2x, last by 18 by Clemson (2/11/17)
Blocked Shots	High Low	8, 3x, last vs. Elon (12/21/16) 0 vs. Rhode Island (11/20/16)	8 by Florida (12/6/16) 0, 3x, last by Maine (12/3/16)
Steals	High Low	14 vs. Grand Canyon (11/12/16) 1 vs. Wake Forest (2/18/17)	7, 5x, last by 18 by Clemson (2/11/17) 2, 2x, last by Elon (12/21/16)
Turnovers	High Low	18 at Louisville (1/14/17) 4 vs. Elon (12/21/16)	21, 3x, last by Boston College (1/7/17) 4 by Wake Forest (2/18/17)
Personal Fouls	High Low	30 at Wake Forest (1/28/17) 9 vs. Maine (12/3/16)	26, 2x, last by Kansas (11/15/16) 15, 2x, last by North Carolina (2/9/17)

Individual Game Highs

	DUKE	OPPONENT
Points	35, Luke Kennard vs. Maine (12/3/16)	32 by Dennis Smith, Jr., NC State (1/23/17)
FG Made	12, Grayson Allen vs. UNLV (12/10/16)	13 by John Collins, Wake Forest (2/18/17)
FG Attempted	22, Jayson Tatum vs. Elon (12/21/16)	19 by Tony Carr, Penn State (11/19/16)
3-Pt. FG Made	7, Grayson Allen vs. North Carolina (2/9/17)	5 by Davon Reed, Miami (1/21/17)
3-Pt. FG Attempted	12, 2x, last Grayson Allen vs. North Carolina (2/9/17)	8, 4x, last by Davon Reed, Miami (1/21/17)
FT Made	9, 7x, last Luke Kennard at Virginia (2/15/17)	15 by Bryant Crawford, Wake Forest (1/28/17)
FT Attempted	12, Grayson Allen at Louisville (1/14/17)	15, 2x, last by Bryant Crawford, Wake Forest (1/28/17)
Rebounds	18, Amile Jefferson vs. Tennessee State (12/19/16)	15, 2x, last by John Collins, Wake Forest (2/18/17)
Offensive Rebounds	7, 3x, last Harry Giles vs. Georgia Tech (1/4/17)	7, 2x, last by Kamari Murphy, Miami (1/21/17)
Defensive Rebounds	11, 4x, last Jayson Tatum at Notre Dame (1/30/17)	10 by John Collins, Wake Forest (2/18/17)
Assists	11, Grayson Allen vs. Boston College (1/7/17)	8 by Shaq Carr, Grand Canyon (11/12/16)
Turnovers	7, Amile Jefferson vs. Kansas (11/15/16)	8 by Shaq Carr, Grand Canyon (11/12/16)
Blocked Shots	5, 3x, last Amile Jefferson vs. Wake Forest (2/18/17)	7 by Hassan Martin, Rhode Island (11/20/16)
Steals	5, Matt Jones vs. Elon (12/21/16)	3, 7x, last by Bryant Crawford, Wake Forest (2/18/17)
Minutes	40, 10x, last Luke Kennard at Virginia (2/15/17)	40, 3x, last by Jamel Artis, Pittsburgh (2/4/17)

Duke Player Season / Career Highs

	2016-17	CAREER		2016-17	CAREER
0 - Jayson Tatum					
Pts	28 at Virginia (2/15/17)	same			
Rebs	14 at Notre Dame (1/30/17)	same			
Asts	5 vs. North Carolina (2/9/17)	same			
Blks	4 vs. Elon (12/21/16)	same			
Stls	4, 2x, last vs. Boston College (1/7/17)	same			
Mins	39 vs. Clemson (2/11/17)	same			
1 - Harry Giles					
Pts	12 vs. Boston College (1/7/17)	same			
Rebs	12 vs. Georgia Tech (1/4/17)	same			
Asts	1, 6x, last at Virginia (2/15/17)	same			
Blks	2 at Louisville (1/14/17)	same			
Stls	2 at Virginia (2/15/17)	same			
Mins	24 vs. Boston College (1/7/17)	same			
2 - Chase Jeter					
Pts	11 vs. Marist (11/11/16)	same			
Rebs	8 vs. Marist (11/11/16)	same			
Asts	2 vs. Rhode Island (11/20/16)	2, 2x, last vs. Rhode Island (11/20/16)			
Blks	3, 2x, last vs. Kansas (11/15/16)	same			
Stls	3 vs. Grand Canyon (11/12/16)	same			
Mins	26 vs. Kansas (11/15/16)	same			
3 - Grayson Allen					
Pts	34 vs. UNLV (12/10/16)	same			
Rebs	10 vs. Grand Canyon (11/12/16)	11 vs. Buffalo (12/5/15)			
Asts	11 vs. Boston College (1/7/17)	same			
Blks	1, 2x, last at Notre Dame (1/30/17)	2 vs. NC State (3/12/15)			
Stls	3, 2x, last vs. Boston College (1/7/17)	5 vs. Wake Forest (3/1/16)			
Mins	40 vs. Pittsburgh (2/4/17)	44 vs. Notre Dame (3/10/16)			
5 - Luke Kennard					
Pts	35 vs. Maine (12/3/16)	same			
Rebs	9 vs. Marist (11/11/16)	11 vs. Oregon (3/24/16)			
Asts	6, 2x, last vs. William & Mary (11/23/16)	same			
Blks	1, 6x, last vs. Miami (1/21/17)	1, 12x; last vs. Miami (1/21/17)			
Stls	3 vs. UNLV (12/10/16)	3, 4x; last vs. UNLV (12/10/16)			
Mins	40, 6x, last at Virginia (2/15/17)	same			
12 - Javin DeLaurier					
Pts	6 vs. Marist (11/11/16)	same			
Rebs	8 vs. Marist (11/11/16)	same			
Asts	1 vs. Grand Canyon (11/12/16)	same			
Blks	2 vs. Appalachian State (11/26/16)	same			
Stls	2 vs. Maine (12/3/16)	same			
Mins	17, 2x, last vs. Maine (12/3/16)	same			
13 - Matt Jones					
Pts	16 at Notre Dame (1/30/17)	23 vs. Indiana (12/2/15)			
Rebs	6, 2x, last vs. Elon (12/21/16)	6, 6x; last vs. Elon (12/21/16)			
Asts	6 at Wake Forest (1/28/17)	7 vs. Syracuse (1/18/16)			
Blks	1, 2x, last vs. Elon (12/21/16)	2 vs. Georgia Southern (12/15/15)			
Stls	5 vs. Elon (12/21/16)	same			
Mins	40, 3x, last vs. Michigan State (11/29/16)	45 vs. Utah (12/19/15)			
15 - Frank Jackson					
Pts	21 vs. Grand Canyon (11/12/16)	same			
Rebs	6 at Florida State (1/10/17)	same			
Asts	5 vs. Pittsburgh (2/4/17)	same			
Blks	1 at Notre Dame (1/30/17)	same			
Stls	4 vs. Marist (11/11/16)	same			
Mins	35 vs. Penn State (11/19/16)	same			
20 - Marques Bolden					
Pts	8 vs. Miami (1/21/17)	same			
Rebs	5 vs. Maine (12/3/16)	same			
Asts	1 vs. Tennessee State (12/19/16)	same			
Blks	1, 3x, last vs. North Carolina (2/9/17)	same			
Stls	1, 2x, last vs. NC State (1/23/17)	same			
Mins	23 vs. Miami (1/21/17)	same			
21 - Amile Jefferson					
Pts	24 vs. Florida (12/6/16)	same			
Rebs	18 vs. Tennessee State (12/19/16)	same			
Asts	5, 2x, last vs. UNLV (12/10/16)	8 vs. Indiana (12/2/15)			
Blks	5, 2x, last vs. Pittsburgh (2/4/17)	6 vs. North Carolina (2/18/15)			
Stls	3 vs. Grand Canyon (11/12/16)	3, 4x; last vs. Grand Canyon (11/12/16)			
Mins	39 vs. Florida (12/6/16)	same			
30 - Antonio Vrankovic					
Pts	8, 2x, last vs. Maine (12/3/16)	same			
Rebs	10 vs. Marist (11/11/16)	same			
Asts	2 vs. Maine (12/3/16)	same			
Blks	2 vs. William & Mary (11/23/16)	same			
Stls	-	1 vs. Bryant (11/14/15)			
Mins	19, 2x, last vs. Appalachian State (11/26/16)	same			
34 - Sean Obi (^ - at Rice)					
Pts	-	25 vs. South Alabama (12/7/13)^			
Rebs	-	19 vs. South Alabama (12/7/13)^			
Asts	-	2, 6x, last vs. Louisiana Tech (2/5/14)^			
Blks	-	2, 6x, last vs. Old Dominion (2/20/14)^			
Stls	-	2 vs. Northwood (12/19/13)^			
Mins	-	41 vs. South Alabama (12/7/13)^			
41 - Jack White					
Pts	5 vs. Marist (11/11/16)	same			
Rebs	4 vs. Maine (12/3/16)	same			
Asts	1 vs. Appalachian State (11/26/16)	same			
Blks	1, 2x, last vs. Maine (12/3/16)	same			
Stls	1 vs. UNLV (12/10/16)	same			
Mins	15 vs. Appalachian State (11/26/16)	same			
45 - Nick Pagliuca					
Pts	-	3 vs. Fairfield (11/15/14)			
Rebs	-	2, 2x; last vs. Utah State (11/29/15)			
Asts	1, 2x, last vs. Georgia Tech (1/4/17)	1, 3x, last vs. Georgia Tech (1/4/17)			
Blks	-	-			
Stls	-	1 vs. Yale (11/25/15)			
Mins	3 vs. Georgia Tech (1/4/17)	5 vs. Presbyterian (11/14/14)			
50 - Justin Robinson					
Pts	1 vs. Marist (11/11/16)	same			
Rebs	1 vs. Marist (11/11/16)	same			
Asts	-	-			
Blks	-	-			
Stls	-	-			
Mins	5 vs. Marist (11/11/16)	same			
53 - Brennan Besser					
Pts	-	-			
Rebs	-	-			
Asts	-	-			
Blks	-	-			
Stls	-	-			
Mins	2 vs. Marist (11/11/16)	same			

The Last Time It Happened ...

TEAM

Duke Was Ranked (AP Poll)

No. 1	Nov. 14, 2016
Top 5 (2-5)	Dec. 26, 2016
Top 10 (6-10)	Feb. 20, 2017
Top 25 (11-25)	Feb. 13, 2017

Duke Played a Ranked Opponent (AP Poll)

No. 1	vs. Syracuse on Feb. 22, 2014
Top 5	vs. No. 5 Oregon on March 24, 2016
Top 10	at No. 8 North Carolina on Feb. 9, 2017
Top 25	at No. 14 Virginia on Feb. 15, 2017

Duke Defeated a Ranked Opponent (AP Poll)

No. 1	vs. Syracuse (66-60) on Feb. 22, 2014
Top 5	vs. No. 5 North Carolina (74-73) on Feb. 17, 2016
Top 10	vs. No. 8 North Carolina (86-78) on Feb. 9, 2017
Top 25	at No. 14 Virginia (65-55) on Feb. 15, 2017

Duke Lost To a Ranked Opponent (AP Poll)

No. 1	vs. North Carolina (68-76) on March 8, 2008
Top 5	vs. No. 5 Oregon (68-82) on March 24, 2016
Top 10	at No. 9 Florida State (72-88) on Jan. 10, 2017
Top 25	at No. 14 Louisville (69-78) on Jan. 14, 2017

Duke Faced No. 1 (AP Poll)

Home	vs. Syracuse (W, 66-60) on Feb. 22, 2014
Road	vs. North Carolina (L, 83-69) on March 7, 1993
Neutral	vs. Arizona (W, 95-87) on Nov. 26, 1997

100 Points by a Team

By Duke	110 vs. Georgia Tech (1/4/17)
By Opponent	101 by North Carolina (2/11/09)

40+ Point Win

By Duke	110-57 vs. Georgia Tech (1/4/17)
By Opponent	109-66 by Virginia (3/11/83)

30-39 Point Win

By Duke	94-55 vs. Maine (12/3/16)
By Opponent	103-73 by UNLV (4/2/90)

Overtime Game

Duke Win	91-86 vs. Virginia Tech (2/25/15)
Duke Loss	84-79 vs. Notre Dame (3/10/16)

Double Overtime Game

Duke Win	66-63 vs. Virginia Tech (12/1/69)
Duke Loss	94-80 at Wake Forest (2/13/03)

Triple Overtime Game

Duke Win	73-72 vs. Clemson (2/24/82)
Duke Loss	70-68 at Virginia (2/25/58)

Won The Game In The Final Seconds

By Duke	Luke Kennard 3FG at 6.6 seconds Duke defeated Wake Forest, 85-83 (1/28/17)
By Opponent	Frank Mason jumper at 1.8 seconds Kansas defeated Duke, 77-75 (11/15/16)

5+ Players in Double-Digit Scoring

By Duke	vs. Wake Forest (2/18/17)
By Opponent	by Virginia Tech (12/31/16)

Made 40-49 Field Goals

By Duke	40 vs. Fairfield (11/15/14)
By Opponent	42 by Florida State (2/4/06)

Made 50+ Field Goals

By Duke	50 vs. Mercer (12/21/97)
By Opponent	Never

Made Fewer Than 20 Field Goals

By Duke	19 at Virginia (2/15/17)
By Opponent	16 by UNLV (12/10/16)

Had 70-79 Field Goal Attempts

By Duke	70 vs. Georgia Tech (1/4/17)
By Opponent	73 by North Carolina (3/5/16)

Had 80-89 Field Goal Attempts

By Duke	84 vs. Portland (11/25/01)
By Opponent	83 by North Carolina (2/18/15)

Had 90-99 Field Goal Attempts

By Duke	90 vs. Wake Forest (12/18/70)
By Opponent	91 by William & Mary (12/3/73)

Had 100+ Field Goal Attempts

By Duke	102 vs. N.C. State (3/5/55)
By Opponent	100 by N.C. State (2/20/74)

Had Fewer Than 30 Field Goal Attempts

By Duke	23 vs. North Carolina (2/24/79)
By Opponent	29 by North Carolina (3/8/02)

Shot Over 60 Percent From The Field

By Duke	.600 (33-of-55) vs. Maine (12/3/16)
By Opponent	.648 (35-of-54) by Vermont (11/24/13)

Shot Over 70 Percent From The Field

By Duke	.704 (38-of-54) vs. Davidson (11/8/13)
By Opponent	.700 (7-of-10) by Wake Forest (2/7/10)

Shot Less Than 30 Percent From The Field

By Duke	.299 (23-of-77) vs. Utah (12/19/15)
By Opponent	.296 (16-of-54) by UNLV (12/10/16)

Made 10+ Three-Point Field Goals

By Duke	13 vs. Wake Forest (2/18/17)
By Opponent	10 by Oregon (3/24/16)

Made 15+ Three-Point Field Goals

By Duke	16 vs. Georgia Tech (1/4/17)
By Opponent	16 by Wake Forest (3/10/95)

Made 0 Three-Point Field Goals

By Duke	0-4 vs. Hawai'i (12/30/89)
By Opponent	0-8 by Tennessee (11/21/11)

Had 30+ Three-Point Field Goal Attempts

By Duke	31 at Wake Forest (1/28/17)
By Opponent	30 by Maine (12/3/16)

Shot Over 60 Percent From The 3-Point Line

By Duke	.625 (10-of-16) vs. North Carolina (2/18/15)
By Opponent	.615 (8-of-13) by Virginia Tech (12/31/16)

Shot Over 70 Percent From The 3-Point Line

By Duke	.706 (12-of-17) vs. Virginia Tech (2/21/13)
By Opponent	.727 (8-of-11) by Georgia Tech (2/4/15)

Shot Over 80 Percent From The 3-Point Line

By Duke	.800 (8-of-10) vs. Minnesota (11/22/12)
By Opponent	.800 (12-of-15) by N. Carolina (3/5/83)

Shot Less Than 20 Percent From 3-Point Line

By Duke	.176 (3-of-17) vs. Notre Dame (3/13/15)
By Opponent	.143 (2-of-14) by Pittsburgh (2/4/17)

Made 30-39 Free Throws

By Duke	31 vs. UNCW (3/17/16)
By Opponent	32 by Florida State (3/1/06)

Made 40+ Free Throws

By Duke	40 vs. Southern Illinois (11/20/08)
By Opponent	42 by Wake Forest (12/20/68)

Made 5 Or Fewer Free Throws

By Duke	2 vs. Clemson (1/13/16)
By Opponent	5 by Elon (12/21/16)

Had 40-49 Free Throw Attempts

By Duke	43 vs. UNCW (3/17/16)
By Opponent	40 by Florida State (3/1/06)

Had 50+ Free Throw Attempts

By Duke	54 vs. Fairfield (11/14/98)
By Opponent	51 by Arizona (2/24/91)

Shot Over 90 Percent From The Foul Line

By Duke	.900 (18-of-20) at Virginia (2/15/17)
By Opponent	1.000 (8-of-8) by Virginia (2/15/17)

Shot 100 Percent From The Foul Line

By Duke	2-of-2 vs. San Diego State (3/22/15)
By Opponent	8-of-8 by Virginia (2/15/17)

Had 50-59 Rebounds

By Duke	56 vs. Marist (11/11/16)
By Opponent	56 by Utah (12/19/15)

Had 60+ Rebounds

By Duke	61 vs. William & Mary (12/2/72)
By Opponent	64 by North Carolina (3/5/16)

Five Players Fouled Out

By Duke	vs. Wake Forest (2/17/08)
By Opponent	by Maryland (2/10/90)

Had 20-29 Assists

By Duke	20 vs. Boston College (1/7/17)
By Opponent	22 by Oregon (3/24/16)

Had 30+ Assists

By Duke	30 vs. Presbyterian (11/14/14)
By Opponent	30 by Maryland (2/10/90)

Had 10+ Blocked Shots

By Duke	10 vs. Boston College (1/3/15)
By Opponent	10 by NC State (11/11/15)

Had 15+ Steals

By Duke	16 vs. Loyola [Md] (12/31/08)
By Opponent	15 by Oregon (11/27/10)

Had 20+ Turnovers

By Duke	21 vs. Michigan State (11/15/11)
By Opponent	21 by Boston College (1/7/17)

Had 30+ Turnovers

By Duke	33 vs. Maryland (2/9/91)
By Opponent	31 by Eastern Kentucky (11/25/07)

Committed 10 Or Fewer Turnovers

By Duke	7 vs. Wake Forest (2/18/17)
By Opponent	4 by Wake Forest (2/18/17)

The Last Time It Happened ...

INDIVIDUAL

30-39 Points by a Player

By Duke 34, Luke Kennard at Wake Forest (1/28/17)
By Opp. 31, John Collins, Wake Forest (2/18/17)

40+ Points by a Player

By Duke 40, J.J. Redick vs. Virginia (1/28/06)
By Opp. 40, Bootsy Thornton, St. John's (1/24/99)

Two Players Scored 20 or More Points

By Duke Grayson Allen (25)
& Luke Kennard (20) vs. North Carolina (2/9/17)
By Opp. John Collins (31) &
Bryant Crawford (21), Wake Forest (2/18/17)

Three Players Scored 20-29 Points

By Duke Luke Kennard (29), Amile Jefferson (24) &
Jayson Tatum (22) vs. Florida (12/6/16)
By Opp. Bonzie Colson (31), Demetrius Jackson (24) &
Steve Vasturia (22), Notre Dame (1/16/16)

Four Players Scored 20-29 Points

By Duke Jabari Parker (22), Rodney Hood (22),
Quinn Cook (21) & Rasheed Sulaimon (20)
vs. Davidson (11/8/13)
By Opp. n/a

Two Players Scored 30 Or More Points

By Duke Gerald Henderson (35) & Jon Scheyer (30)
vs. Wake Forest (2/22/09)
By Opp. Brian Oliver (31) & Dennis Scott (31),
Georgia Tech (3/10/90)

10+ Field Goals Made by a Player

By Duke 11, Luke Kennard at Wake Forest (1/28/17)
By Opp. 13, John Collins, Wake Forest (2/18/17)

15+ Field Goals Made by a Player

By Duke 15, Christian Laettner vs. Ga. Tech (1/11/92)
By Opp. 17, Al Thornton, Florida State (2/4/06)

20-29 Field Goal Attempts by a Player

By Duke 22, Jayson Tatum vs. Elon (12/21/16)
By Opp. 22, Marcquise Reed, Robert Morris (3/20/15)

30+ Field Goal Attempts by a Player

By Duke 31, Bob Verga vs. Penn State (1/3/67)
By Opp. 32, Al Thornton, Florida State (2/4/06)

Player Shot 1.000 With 5+ Field Goal Attempts

By Duke 5-5, Amile Jefferson vs. William & Mary (11/23/16)
By Opp. 5-5, Chris Clarke, Virginia Tech (12/31/16)

Player Shot .800 With 10+ Field Goal Attempts

By Duke 9-10 (.900), Marshall Plumlee vs. UNCW (3/17/16)
By Opp. 9-11 (.818), Devin Thomas, Wake Forest (1/6/16)

Player Shot .900 With 10+ Field Goal Attempts

By Duke 9-10 (.900), Marshall Plumlee vs. UNCW (3/17/16)
By Opp. 9-10 (.900), Reggie Johnson, Miami (1/2/11)

5+ 3pt Field Goals Made by a Player

By Duke 6, Jayson Tatum at Virginia (2/15/17)
By Opp. 5, Davon Reed, Miami (1/21/17)

10+ 3pt Field Goal Attempts by a Player

By Duke 12, Grayson Allen vs. North Carolina (2/9/17)
By Opp. 10, Denzel Ingram, UNCW (3/17/16)

Player Shot .800 With 5+ 3pt Field Goal Attempts

By Duke 6-7 (.857), Jayson Tatum at Virginia (2/15/17)
By Opp. 4-5 (.800), Marquis Wright, Siena (11/13/15)

10+ Free Throws Made by a Player

By Duke 15, Grayson Allen vs. UNCW (3/17/16)
By Opp. 15, Bryant Crawford, Wake Forest (1/28/17)

15+ Free Throws Made by a Player

By Duke 15, Grayson Allen vs. UNCW (3/17/16)
By Opp. 15, Bryant Crawford, Wake Forest (1/28/17)

10+ Free Throws Attempted by a Player

By Duke 10, Luke Kennard at Virginia (2/15/17)
By Opp. 15, Bryant Crawford, Wake Forest (1/28/17)

15+ Free Throws Attempted by a Player

By Duke 17, Grayson Allen vs. UNCW (3/17/16)
By Opp. 15, Bryant Crawford, Wake Forest (1/28/17)

Player Shot 1.000 With 10+ Free Throw Attempts

By Duke 12-of-12, Grayson Allen vs. NC State (2/6/16)
By Opp. 15-of-15, Bryant Crawford, Wake Forest (1/28/17)

10+ Rebounds by a Player

By Duke 14, Jayson Tatum at Notre Dame (1/30/17)
By Opp. 15, John Collins, Wake Forest (2/18/17)

15+ Rebounds by a Player

By Duke 18, Amile Jefferson vs. Tennessee St. (12/19/16)
By Opp. 15, John Collins, Wake Forest (2/18/17)

20+ Rebounds by a Player

By Duke 20, Jahliil Okafor vs. Elon (12/15/14)
By Opp. 22, Zach Auguste, Notre Dame (3/10/16)

Two Players with 10 or More Rebounds

By Duke Marshall Plumlee (17) & Brandon Ingram (11)
vs. Wake Forest (3/1/16)
By Opp. Zach Auguste (22) & Bonzie Colson (12),
Notre Dame (3/10/16)

5+ Offensive Rebounds by a Player

By Duke 5, Amile Jefferson vs. Pittsburgh (2/4/17)
By Opp. 5, John Collins, Wake Forest (2/18/17)

10+ Defensive Rebounds by a Player

By Duke 11, Jayson Tatum at Notre Dame (1/30/17)
By Opp. 10, John Collins, Wake Forest (2/18/17)

10+ Assists by a Player

By Duke 11, Grayson Allen vs. Boston College (1/7/17)
By Opp. 11, Angel Rodriguez, Miami (1/25/16)

5+ Blocked Shots by a Player

By Duke 5, Amile Jefferson vs. Wake Forest (2/18/17)
By Opp. 5, Rakeem Christmas, Syracuse (2/14/15)

5+ Steals by a Player

By Duke 5, Matt Jones vs. Elon (12/21/16)
By Opp. 5, Trevor Cooney, Syracuse (2/14/15)

Double-Double by a Player*

By Duke 19/14, Jayson Tatum at Notre Dame (1/30/17)
By Opp. 31/15, John Collins, Wake Forest (2/18/17)

20 - 20 Games (Points - Rebounds)

By Duke 25/20, Jahliil Okafor vs. Elon (12/15/14)
By Opp. 26/24, Sean May, North Carolina (3/6/05)

Triple-Double by a Player^

By Duke 19/11/10 blocks, Shelden Williams
vs. Maryland (1/11/06)
By Opp. 16/15/10 blocks, Tree Rollins
Clemson (2/23/77)

*Double-doubles are points and rebounds unless otherwise indicated

^Triple-doubles are points, rebounds, and assists unless indicated

Duke Miscellaneous Statistics

Games as Leading Scorer

Luke Kennard	12
Grayson Allen	8
Jayson Tatum	4
Frank Jackson	3

Games as Leading Rebounder

Amile Jefferson	13
Jayson Tatum	7
Grayson Allen	3
Luke Kennard	2
Harry Giles	1
Frank Jackson	1
Chase Jeter	1
Antonio Vrankovic	1

Games Leading in Assists

Grayson Allen	13
Luke Kennard	6
Matt Jones	5
Amile Jefferson	4
Jayson Tatum	3
Frank Jackson	2

Double-Figure Scoring Games

Luke Kennard	26
Grayson Allen	19
Jayson Tatum	17
Amile Jefferson	16
Matt Jones	14
Frank Jackson	13
Harry Giles	2
Chase Jeter	1

30+ Point Games

Luke Kennard	3
Grayson Allen	1

20+ Point Games

Luke Kennard	14
Grayson Allen	8
Jayson Tatum	4
Amile Jefferson	2
Frank Jackson	1

20+ Rebound Games

10+ Rebound Games

Amile Jefferson	9
Grayson Allen	1
Harry Giles	1
Jayson Tatum	1
Antonio Vrankovic	1

Double-Doubles

Amile Jefferson	6
Grayson Allen	1
Harry Giles	1
Jayson Tatum	1

10+ Assist Games

Grayson Allen	1
---------------	---

Dunks

Opponent	64
Duke	67

Amile Jefferson

Amile Jefferson	13
Harry Giles	11
Grayson Allen	9
Javin DeLaurier	6
Chase Jeter	6
Jayson Tatum	6
Marques Bolden	4
Antonio Vrankovic	4
Frank Jackson	3
Matt Jones	3
Luke Kennard	2
Jack White	1

Charges Drawn

Opponent	18
Duke	27

Grayson Allen

Grayson Allen	8
Matt Jones	6
Chase Jeter	5
Amile Jefferson	2
Luke Kennard	2
Jayson Tatum	2
Marques Bolden	1
Harry Giles	1
Antonio Vrankovic	1

Technical Fouls

Opponent	6
Duke	3

Forced Five-Second Calls

Opponent	0
Duke	2

Frank Jackson

Frank Jackson	1
Jayson Tatum	1

Four-Point Plays

Opponent	1
Duke	2

Grayson Allen

Grayson Allen	1
Frank Jackson	1

Three-Point Plays

Opponent	40
Duke	36

Luke Kennard

Luke Kennard	11
Amile Jefferson	10
Grayson Allen	6
Jayson Tatum	5
Matt Jones	2
Harry Giles	1
Frank Jackson	1

Jump Balls Controlled

Opponent	13
Duke	14

Amile Jefferson

Amile Jefferson	9
Harry Giles	4
Chase Jeter	1

Duke's First Substitution

Frank Jackson	11
Chase Jeter	7
Marques Bolden	6
Harry Giles	4
Matt Jones	2
Jayson Tatum	2
Grayson Allen	1
Javin DeLaurier	1
Luke Kennard	1
Antonio Vrankovic	1

Largest Halftime Lead

31 [61-30] vs. Georgia Tech (1/4/17)

Largest Halftime Deficit

16 [31-47] at Virginia Tech (12/31/16)

Largest Duke Lead

55 [110-55] vs. Georgia Tech (1/4/17)

Largest Duke Deficit

20 [52-72] at Virginia Tech (12/31/16)

Largest Duke Win

53 [110-57] vs. Georgia Tech (1/4/17)

Largest Duke Defeat

16 [72-88] at Florida State (1/10/17)

Longest Winning Streak

10, Nov. 19-Dec. 21

Longest Losing Streak

2, Jan. 10-14

Largest Home Crowd

9,314, 15x, last vs. Wake Forest (2/18/17)

Largest Road Crowd

22,686 at Louisville (1/14/17)

Largest Neutral Crowd

19,812 vs. Kansas (11/15/16)

DUKE'S 2016-17 RECORD WHEN ...

Plays at home	14-1
Plays on the road	3-3
Plays at neutral site	5-1
Record vs. the ACC (regular season)	10-4
Record against non-conference	12-1
Wins the game before	17-4
Loses the game before	4-1
Leads at half	15-2
Trails at half	4-3
Tied at half	3-0
Plays an overtime game	0-0
Shoots 50% or better	10-0
Shoots less than 50%	12-5
Opp. shoots 50% or less	18-1
Shoots better than opp.	18-0
Shoots worse than opp.	4-5
Has more FTs made than opp.	18-3
Has equal FTs made	0-0
Has less FTs made than opp.	4-2
Outrebounds opp.	14-2
Is outrebounded	8-2
Has equal rebounds	0-1
Has more TOs than opp.	7-5
Has equal or less TOs than opp.	15-0
Scores more/equal bench pts.	12-1
Scores less bench pts.	10-4
Plays a ranked opp.	5-3
Makes 5+ 3-pt. shots	22-5
No Duke player fouls out	17-3
1+ Duke player fouls out	5-2
Has 20+ assists	3-0
Wears white uniforms	17-1
Wears blue uniforms	0-2
Wears black uniforms	5-2
Plays in tournaments	4-0
Plays on television	22-5
Plays in November	7-1
Plays in December	5-1
Plays in January	5-3
Plays in February	5-0
Plays in March	0-0
Plays in April	0-0
Plays during the day	9-2
Plays at night	13-3
Plays on Sunday	1-0
Plays on Monday	2-1
Plays on Tuesday	2-2
Plays on Wednesday	4-0
Plays on Thursday	1-0
Plays on Friday	1-0
Plays on Saturday	11-2
Margin is 5 pts. or less	3-2
Margin is between 6-10	11-1
Margin is between 11-20	1-2
Margin is more than 20	7-0
Has a 20-pt. scorer	17-5
Has a 30-pt. scorer	3-1
Scores 59 points or less	0-0
Scores 60+ points	22-5
Scores 70+ points	19-4
Scores 80+ points	13-1
Scores 90+ points	8-0
Scores 100+ points	1-0

Duke Basketball in the Polls

The Duke basketball program has held a prominent spot in the national basketball scene since the beginning of the post-World War II era. The final national rankings are just one measuring stick in which the Blue Devils are among the elite in the history of the sport.

In the Coach K era, which began in 1980-81, Duke has finished in the Associated Press top 25 a total of 30 seasons, including seven times as the No. 1 team in the nation. With consecutive AP number one finishes from 1999-2002, Duke became the first school in college basketball history to be ranked at the top of the final AP poll for four straight years.

- Duke has been ranked No. 1 at some point in the season in 20 of the past 32 years (AP & USA Today polls).
- Mike Krzyzewski** has spent more weeks ranked in the top 25 (578 weeks), top 10 (497) and No. 1 (111) than any other active coach (AP poll only).
- Duke has been ranked No. 1 in 98 weeks since 1990, the most by any school in the nation. The next closest school is North Carolina at 54 weeks during the same time period.
- Duke has been No. 1 111 weeks (223 games, 194-29) in the AP poll since 1986.
- Of the 1,259 games coached at Duke by Mike Krzyzewski, 1,114 of them have come as a ranked team (88.5 percent). Duke's record as a ranked team since 1981 is 911-203 (.818).
- Under Coach K, Duke has played more games as a No. 1 team (223) than it has as an unranked team (145).
- The Blue Devils were ranked in the top 25 of the AP poll in 380 consecutive games (Nov. 20, 1996-Feb. 11, 2007).
- Duke has been ranked No. 1 in the nation 129 weeks overall, the second-highest figure in NCAA history behind only UCLA (134).
- Duke finished in the top 10 for 10 consecutive seasons from 1997-2006 - second all-time behind UCLA (13 straight years - 1967-79).
- Duke's 1991-92 team is one of only 12 schools in college basketball history to be ranked No. 1 for the entire season.
- Duke has been ranked in 388 of the last 391 AP polls. The Blue Devils have been ranked in the top 10 for 345 weeks in that span.

NO. 1. BLUE DEVILS

- Duke has been ranked No. 1 in the AP Poll in 17 different seasons under **Mike Krzyzewski**.

Seasons Ranked No. 1

Mike Krzyzewski	17
John Wooden	12
Roy Williams	12
Dean Smith	10

FINAL NO. 1 RANKINGS

- Since 1986, Duke has claimed the No. 1 ranking in the final AP poll seven times. The Blue Devils finished the season ranked No. 1 in the AP poll for four consecutive seasons (1999-2002), an unprecedented feat in college basketball history.

End Of Season No. 1 Rankings

Duke	7
North Carolina	3
UNLV	2
Kansas	2
Ohio State	2
Kentucky	2

COACH K AT NO. 1

- Mike Krzyzewski** has coached in 223 games with his Blue Devils as the nation's No. 1 team (AP poll only), compiling a 194-29 (.870) record. Coach K's 223 games at No. 1 rank second all-time in NCAA history, as do his 194 victories:

Coach	No. of Games as No. 1 Team	Record (Pct.)
John Wooden	228	217-11 (.952)
Mike Krzyzewski	223	194-29 (.869)
Dean Smith	134	113-21 (.843)
Adolph Rupp	118	100-18 (.847)

Since the 1997-98 season, Duke has been ranked No. 1 in the Associated Press poll 74 weeks, 35 more than the next closest team. The Blue Devils reached the top ranking in seven consecutive seasons from 1998-2004, becoming just the second program in NCAA history to accomplish that feat. UCLA holds the record with 12 consecutive seasons being ranked No. 1 at some point (1964-75). Duke finished the season ranked No. 1 in the AP poll for four consecutive seasons (1999-2002), an unprecedented feat in college basketball history.

No. 1 Rankings Since 1997-98

Team	Seasons Ranked No. 1	Total Weeks Ranked No. 1
Duke	12	74
North Carolina	7	39
Kentucky	7	35
Connecticut	5	27
Arizona	4	26
Kansas	6	26
Stanford	3	16
Illinois	1	15
Florida	4	14
Cincinnati	1	12
Indiana	1	10
Syracuse	3	10
Villanova	2	10
Michigan State	3	9
Ohio State	2	9
Gonzaga	2	7
UCLA	1	6
Memphis	1	5
Oklahoma	1	3
Pittsburgh	1	3
Wake Forest	2	3
Louisville	2	2
Alabama	1	2
Texas	1	2
St. Joseph's	1	1
Wisconsin	1	1
Tennessee	1	1
Michigan	1	1
Baylor	1	1

Charting Duke in the Polls (AP Only)

Total Polls Ranked	767
Top 10 Rankings	636
Longest Consecutive Polls Ranked	200 ¹
Current Streak	21

Years Ranked

Total Years	56
Consecutive Years	34
Current Streak	34

Final Poll

Total Polls	45
Top 10	35
High Rank	1 (seven times)

No. 1 Ranking

Total Rankings	129
Most No. 1 Weeks in Succession	18

Weeks Ranked By Ranking

First Ranked: Dec. 11, 1951 (No. 12)

Last Ranked: Feb. 20, 2017 (No. 10)

Rank	Weeks
No. 1	129
No. 2	75
No. 3	71
No. 4	48
No. 5	58
No. 6	70
No. 7	54
No. 8	56
No. 9	36
No. 10	40
No. 11	17
No. 12	14
No. 13	15
No. 14	14
No. 15	13
No. 16	12
No. 17	14
No. 18	11
No. 19	10
No. 20	7
No. 21	3
No. 22	-
No. 23	1
No. 24	1
No. 25	-

¹ - Duke was ranked in the top 25 of 200 consecutive AP polls from 1997 through 2007, the second-longest streak in college basketball history.

All-Time Consecutive AP Polls Ranked

Team	Consecutive AP Polls Ranked
UCLA	221 (1966-80)
Duke	200 (1996-07)
North Carolina	172 (1990-00)
North Carolina	171 (1972-82)
Duke	167 (2007-16)
Marquette	166 (1969-79)
Kentucky	164 (1990-99)
Kansas	158 (2008-present)
Kansas	145 (1991-99)
Duke	143 (1986-95)

DUKE IN THE RANKINGS

Date	AP	Coaches
Preseason	1	1
Week 2	1	1
Week 3	6	3
Week 4	5	4
Week 5	5	4
Week 6	5	4
Week 7	5	4
Week 8	5	5
Week 9	8	8
Week 10	7	7
Week 11	18	18
Week 12	17	17
Week 13	21	21
Week 14	18	19
Week 15	12	14
Week 16	10	11

ALL-TIME RECORD - RANKED

Rk	W-L	Pct.
1	218-34	.865
2	121-20	.858
3	115-23	.833
4	81-15	.844
5	87-27	.763
6	118-31	.792
7	84-26	.764
8	78-18	.813
9	53-16	.768
10	39-13	.750
11	20-9	.690
12	20-6	.769
13	28-4	.875
14	17-4	.810
15	20-6	.769
16	11-10	.523
17	18-11	.621
18	12-4	.750
19	9-9	.500
20	10-2	.833
21	4-1	.800
22	0-0	-
23	2-0	1.000
24	0-1	.000
25	0-0	-
Total	1,164-290	.801

ALL-TIME RECORD - VS. RANKED

Rk	W-L	Pct.
1	9-21	.300
2	16-27	.372
3	14-22	.371
4	11-19	.367
5	12-20	.375
6	16-9	.640
7	17-16	.515
8	10-18	.357
9	14-15	.483
10	10-7	.588
11	15-13	.536
12	12-5	.706
13	17-10	.630
14	20-9	.690
15	13-8	.619
16	9-6	.600
17	11-10	.524
18	11-9	.550
19	13-7	.650
20	11-10	.524
21	8-1	.889
22	7-3	.700
23	10-2	.833
24	6-2	.750
25	2-1	.667
Total	293-271	.520

(AP poll only)

NO. 1 RANKINGS SINCE 1990

• Duke has been ranked No. 1 a total of 98 weeks since 1990, 44 more weeks than the next closest school.

Weeks Ranked No. 1 (since 1990)

Team	Weeks
Duke	98
North Carolina	54
Kansas	51
Kentucky	40
Connecticut	29
Arizona	26
UNLV	18
Stanford	16
Cincinnati	15
Illinois	15
Arkansas	11

ACC SCHOOLS AT NO. 1

• Duke has earned 129 AP No. 1 rankings all-time. The Blue Devils' 129 top rankings are 19 more than the next closest ACC school.

Weeks Ranked No. 1 (ACC schools only)

Team	Weeks
Duke	129
North Carolina	110
NC State	13
Virginia	12
Syracuse	3
Wake Forest	3
Georgia Tech	1
Boston College	0
Clemson	0
Florida State	0
Louisville	0
Miami	0
Notre Dame	0
Pittsburgh	0
Virginia Tech	0

Rankings include only those since schools joined ACC

CONSECUTIVE AP POLLS RANKED

• Duke was ranked in the top 25 of 200 consecutive AP polls from 1996 through 2007, the second-longest streak in college basketball history.

• The Blue Devils' string of 167 straight weeks ranked, stretching from 2007-2016, was snapped Feb. 1, 2016. Duke owns three of the top-10 streaks in NCAA history.

All-Time Consecutive AP Polls Ranked

Team	Consecutive AP Polls Ranked
1. UCLA	221 (1966-80)
2. Duke	200 (1996-07)
3. North Carolina	172 (1990-00)
4. North Carolina	171 (1972-82)
5. Duke	167 (2007-16)
6. Marquette	166 (1969-79)
7. Kentucky	164 (1990-99)
8. Kansas	158 (2008-present)
9. Kansas	145 (1991-99)
10. Duke	143 (1986-95)

CONSECUTIVE SEASONS AT NO. 1

• Duke was ranked No. 1 in the AP poll for seven straight seasons from 1998-2004, the second longest stretch in NCAA history.

Most Consecutive Seasons Ranked No. 1

Team	Consecutive Seasons	Years
UCLA	12	1964-75
Duke	7	1998-04
Kansas	5	1994-97
Duke	3	1992-94
North Carolina	3	1986-88
North Carolina	3	1982-84
North Carolina	3	1957-59

AP TOP 10 RANKING STREAK

• Duke was ranked in the top 10 of the AP Poll an ACC-record 122 consecutive weeks prior to falling to No. 16 in the Jan. 6, 2014, poll.

• The last time prior to the Jan. 6 poll that Duke was not ranked in the top 10 was Nov. 19, 2007.

Consecutive Weeks Ranked in the AP Top 10 - ACC

Team	Weeks	Span
Duke	122	11/26/07 - 1/6/14
Duke	75	12/26/61 - 12/6/66
Duke	69	1/22/91 - 12/26/94
Maryland	68	11/25/72 - 3/2/76
Duke	67	12/20/99 - 3/3/03

Consecutive Weeks Ranked in the AP Top 10 - NCAA

Team	Weeks	Span
UCLA	155	11/15/66 - 1/20/76
Duke	122	11/26/07 - 1/6/14
Kentucky	91	3/14/94 - 2/15/99
Kansas	76	11/21/94 - 12/7/98
Duke	75	12/26/61 - 12/6/66
Duke	69	1/22/91 - 12/26/94
Maryland	68	11/25/72 - 3/2/76
Duke	67	12/20/99 - 3/3/03
Marquette	66	2/17/70 - 2/26/74
North Carolina	62	3/6/06 - 11/16/09
North Carolina	62	2/26/85 - 1/10/89

2016-17 Box Scores

[1/1] Duke 94, Marist 49 Game 1 • Nov. 11, 2016 • Durham, N.C.

Marist	FG	3FG	FT	REB	PF	TP	A	TO	B	S	Min
Lamb f	1-11	0-4	0-0	0-5-5	3	2	2	1	0	2	23
Funk f	3-9	1-6	0-0	0-1-1	3	7	0	1	0	0	21
Brooks c	0-1	0-0	5-6	13-4	3	5	0	0	0	0	10
Hart g	4-14	1-6	4-4	1-2-3	2	13	2	3	0	2	33
Knudsen g	0-4	0-2	0-0	1-1-2	0	0	0	3	0	0	14
Mitchell	2-5	0-0	5-5	0-2-2	3	9	1	0	0	1	23
Parker	2-12	0-1	1-2	0-2-2	2	5	1	2	0	0	25
Sjoberg	1-1	0-0	1-2	2-2-4	4	3	1	1	0	0	13
Palsson	2-8	1-6	0-0	0-2-2	1	5	1	1	0	0	22
Momah	0-0	0-0	0-0	0-0-0	0	0	0	0	0	0	3
McClenaghan	0-0	0-0	0-0	0-3-3	1	0	0	2	0	0	13
Team				3-2-5							
Totals	15-65	3-25	16-19	8-25-33	22	49	8	14	0	5	200
Pct.	23.1	12.0	84.2	DR: 2							

FGS (1st half: 8-33 24.2%, 2nd half: 7-32 21.9%)
 3FGS (1st half: 0-9 0.0%, 2nd half: 3-16 18.8%)
 FTS (1st half: 12-14 85.7%, 2nd half: 4-5 80.0%)

Duke	FG	3FG	FT	REB	PF	TP	A	TO	B	S	Min
Jeter f	4-4	0-0	3-4	5-3-8	1	11	1	0	2	0	18
Jefferson f	1-4	0-0	3-6	0-9-9	1	5	1	0	3	1	22
Allen g	3-11	2-5	8-9	1-3-4	1	16	3	2	1	1	22
Kennard g	7-14	2-5	0-0	1-8-9	3	16	2	0	0	0	29
Jones g	4-9	3-6	0-0	0-3-3	3	11	1	2	0	3	27
DeLaurier	3-3	0-0	0-2	1-7-8	4	6	0	1	1	0	17
Jackson	6-15	1-4	5-6	1-0-1	4	18	4	2	0	4	25
Vrankovic	2-6	0-0	1-2	7-10-10	2	5	1	2	0	0	19
White	0-0	0-0	5-6	0-2-2	1	5	0	1	0	0	12
Pagliuca	0-1	0-1	0-0	0-0-0	0	0	0	0	0	0	2
Robinson	0-0	0-0	1-2	0-1-1	0	1	0	0	0	0	5
Besser	0-1	0-1	0-0	0-0-0	1	0	0	0	0	0	2
Team				0-1-1							
Totals	30-68	8-22	26-37	16-40-56	21	94	13	10	7	9	200
Pct.	44.1	36.4	70.3	DR: 8,3							

FGS (1st half: 17-37 45.9%, 2nd half: 13-31 41.9%)
 3FGS (1st half: 6-14 42.9%, 2nd half: 2-8 25.0%)
 FTS (1st half: 14-21 66.7%, 2nd half: 12-16 75.0%)

Officials: Tim Nestor, Ray Styons, Ron Tyburski
 Attendance: 9,314 • Technical Fouls: None

Score by Periods	1st	2nd	Total
Marist	28	21	49
Duke	54	40	94

[1/1] Duke 96, Grand Canyon 61 Game 2 • Nov. 12, 2016 • Durham, N.C.

Grand Canyon	FG	3FG	FT	REB	PF	TP	A	TO	B	S	Min
Frayer f	4-12	0-5	0-0	0-5-5	4	8	0	2	2	1	35
Clark f	2-6	0-0	1-3	2-3-3	2	5	0	2	0	2	10
Braun g	2-6	1-2	0-0	2-3-5	5	5	0	1	0	0	33
Carr g	8-17	0-1	2-3	2-1-3	3	18	8	8	0	0	38
Martin g	3-6	2-4	2-4	0-5-5	4	10	1	6	0	2	31
Aldoo	0-0	0-0	0-0	0-1-1	0	0	1	1	0	0	16
Smith	2-3	0-0	0-0	1-0-1	3	4	0	0	0	0	15
Vernon	5-12	0-0	1-2	1-3-4	5	11	1	1	0	2	22
Team				2-2-4							
Totals	26-62	3-12	6-12	10-21-31	26	61	11	21	2	7	200
Pct.	41.9	25.0	50.0	DR: 3							

FGS (1st half: 13-36 36.1%, 2nd half: 13-26 50.0%)
 3FGS (1st half: 2-7 28.6%, 2nd half: 20.0%)
 FTS (1st half: 1-4 25.0%, 2nd half: 5-8 62.5%)

Duke	FG	3FG	FT	REB	PF	TP	A	TO	B	S	Min
Jeter f	0-2	0-0	3-4	1-1-2	4	3	0	2	3	3	22
Jefferson f	6-7	0-0	3-6	2-5-7	2	15	1	2	5	3	28
Allen g	8-17	4-12	5-7	0-10-10	3	25	4	3	0	3	37
Kennard g	5-7	2-3	2-4	0-5-5	2	14	6	4	0	2	36
Jones g	4-14	1-8	2-2	2-4-6	1	11	5	1	0	3	37
DeLaurier	1-1	0-0	0-0	1-0-1	2	2	1	0	0	0	6
Jackson	7-10	4-6	3-4	2-2-4	4	21	2	3	0	0	25
Vrankovic	0-1	0-0	2-2	1-1-2	1	2	1	0	0	0	5
White	1-1	0-0	1-2	0-1-1	0	3	0	0	0	0	4
Team				1-0-1							
Totals	32-60	11-29	21-31	10-29-39	19	96	20	15	8	14	200
Pct.	53.3	37.9	67.7	DR: 7							

FGS (1st half: 15-31 48.4%, 2nd half: 17-29 58.6%)
 3FGS (1st half: 5-17 29.4%, 2nd half: 6-12 50.0%)
 FTS (1st half: 11-17 64.7%, 2nd half: 10-14 71.4%)

Officials: Les Jones, Ted Valentine, Trey Styons
 Attendance: 9,314 • Technical Fouls: None

Score by Periods	1st	2nd	Total
Grand Canyon	29	32	61
Duke	46	50	96

[1/1] Duke 75, [7/8] Kansas 77 Game 3 • Nov. 15, 2016 • New York, N.Y.

Duke	FG	3FG	FT	REB	PF	TP	A	TO	B	S	Min
Jeter f	1-4	0-0	5-10	2-2-4	4	7	0	3	3	0	26
Jefferson f	4-6	0-0	4-7	0-4-4	5	12	2	7	1	1	30
Allen g	4-15	1-7	3-4	0-3-3	2	12	3	1	0	1	38
Kennard g	7-10	2-4	6-6	0-5-3	3	22	5	3	1	0	35
Jones g	4-7	3-5	0-0	0-3-3	4	11	2	0	0	1	40
DeLaurier	0-0	0-0	0-0	0-0-0	0	0	0	0	0	0	0
Jackson	3-5	2-3	3-3	1-2-3	4	11	0	2	0	0	30
Team				3-4-7							
Totals	23-47	8-19	21-30	6-23-29	22	75	12	16	5	3	200
Pct.	48.9	42.1	70.0	DR: 3							

FGS (1st half: 10-20 50.0%, 2nd half: 13-27 48.1%)
 3FGS (1st half: 2-8 25.0%, 2nd half: 6-11 54.5%)
 FTS (1st half: 12-17 70.6%, 2nd half: 9-13 69.2%)

Kansas	FG	3FG	FT	REB	PF	TP	A	TO	B	S	Min
Jackson f	7-9	1-2	0-4	1-1-2	5	15	1	0	0	1	18
Bragg f	3-5	0-0	3-4	1-4-5	4	9	1	2	1	1	16
Lucas c	1-4	0-0	0-0	1-0-1	4	2	1	1	0	0	14
Mason g	8-13	0-1	5-7	1-2-3	4	21	5	2	0	2	35
Graham g	6-12	1-6	0-0	2-1-3	2	13	2	3	1	0	40
Vick	4-9	0-4	1-2	1-4-5	2	9	0	2	0	0	31
Mykhailiuk	1-5	0-3	0-0	1-1-2	1	2	2	1	0	1	28
Azubuike	3-6	0-0	0-0	4-8-12	4	6	1	3	1	1	15
Lightfoot	0-2	0-1	0-2	0-1-1	0	0	0	0	0	1	3
Team				2-2-4							
Totals	33-65	2-17	9-19	14-24-38	26	77	13	14	4	6	200
Pct.	50.8	11.8	47.4	DR: 5							

FGS (1st half: 13-32 40.6%, 2nd half: 20-33 60.6%)
 3FGS (1st half: 1-2 8.3%, 2nd half: 1-5 20.0%)
 FTS (1st half: 2-9 22.2%, 2nd half: 7-10 70%)

Officials: Mike Roberts, Patrick Adams, James Breeding
 Attendance: 19,812 • Technical Fouls: Duke - None. Kansas - Jackson

Score by Periods	1st	2nd	Total
Duke	34	41	75
Kansas	29	48	77

[1/1] Duke 78, Penn State 68 Game 4 • Nov. 19, 2016 • Uncasville, Conn.

Penn State	FG	3FG	FT	REB	PF	TP	A	TO	B	S	Min
Banks f	4-11	3-8	2-3	0-2-2	1	13	2	1	0	0	32
Stevens f	5-9	0-1	1-2	3-3-6	5	11	1	2	3	1	31
Watkins f	2-4	0-0	0-0	0-3-3	3	4	0	0	0	1	10
Carr g	8-19	2-6	2-2	1-5-6	2	20	3	3	0	0	36
Garner g	7-14	1-5	0-0	2-1-3	3	15	3	2	0	0	35
Zemgulis	0-0	0-0	0-0	0-1-1	4	0	0	2	0	0	8
Bostick	0-0	0-0	0-0	0-0-0	0	0	0	0	0	1	4
Samuel	1-5	0-1	1-1	1-5-6	3	3	2	2	0	0	20
Moore	1-2	0-0	0-3	2-4-6	2	2	1	2	0	0	24
Team				3-1-4							
Totals	28-64	6-21	6-11	12-25-37	23	68	12	14	3	3	200
Pct.	43.8	28.6	54.5	DR: 1							

FGS (1st half: 9-30 30.0%, 2nd half: 19-34 55.9%)
 3FGS (1st half: 3-13 23.1%, 2nd half: 3-8 37.5%)
 FTS (1st half: 3-5 60.0%, 2nd half: 3-6 50.0%)

Duke	FG	3FG	FT	REB	PF	TP	A	TO	B	S	Min
Jefferson f	6-9	0-0	4-10	5-10-15	4						

2016-17 Box Scores

[6/3] Duke 93, Appalachian State 58 Game 7 • Nov. 26, 2016 • Durham, N.C.

Appalachian St.	FG	3FG	FT	REB	PF	TP	A	TO	B	S	Min
Kinney	f	5-8	0-0	1-1	0-1-1	3	11	6	0	0	21
K. Johnson	f	3-7	1-2	1-2	2-2-4	3	8	0	0	0	18
Robinson	g	3-4	3-3	3-4	2-3-5	2	12	0	2	0	15
Shabazz	g	1-6	1-3	5-6	0-0-0	0	8	0	2	0	23
Logan	g	0-4	0-0	0-0	0-1-1	1	0	0	3	0	19
I. Johnson	g	2-4	2-2	2-2	1-4-5	1	8	2	0	0	22
Good	g	2-5	2-4	0-0	0-2-2	1	6	1	1	0	24
Kerley	g	0-1	0-1	0-0	0-0-0	0	0	0	0	0	1
Holley	g	0-1	0-1	0-0	1-0-1	3	0	2	0	0	5
Wilson	g	2-5	0-0	0-0	1-2-3	2	4	0	0	0	7
O'Boyle	g	0-5	0-4	0-1	1-1-2	1	0	1	0	0	12
Ford	g	0-0	0-0	0-0	0-0-0	0	0	0	0	0	1
Hinton	g	0-0	0-0	0-0	0-0-0	0	0	0	1	0	6
Babic	g	0-3	0-3	1-2	1-1-2	4	1	5	1	0	22
Cottrell	g	0-1	0-1	0-0	0-0-0	0	0	0	1	0	4
Team					3-1-4						1
Totals		18-54	9-24	13-18	12-18-30	21	58	12	18	0	2 200
Pct.		33.3	37.5	72.2	DR: 1						

FGS (1st half: 11-27 40.7%, 2nd half: 7-27 25.9%)
 3FGS (1st half: 5-9 55.6%, 2nd half: 4-15 26.7%)
 FTS (1st half: 7-10 70.0%, 2nd half: 6-8 75.0%)

Duke	FG	3FG	FT	REB	PF	TP	A	TO	B	S	Min
Jefferson	f	6-11	0-0	3-3	2-4-6	0	15	5	1	1	25
Allen	g	6-9	4-6	5-5	1-3-4	4	21	2	0	0	18
Kennard	g	4-15	1-8	9-10	2-7-9	0	18	3	0	1	30
Jones	g	4-6	2-4	0-0	1-3-4	2	10	1	2	0	26
Jackson	g	6-14	1-4	2-3	0-1-1	2	15	2	1	0	32
Jeter	g	1-3	0-0	0-0	2-2-4	3	2	0	1	0	19
DeLaurier	g	1-3	0-1	0-0	2-3-5	3	2	0	2	0	15
Vrankovic	g	3-3	0-0	2-4	2-3-5	1	8	0	1	1	19
White	g	1-2	0-0	0-0	0-2-2	1	2	1	2	0	15
Robinson	g	0-0	0-0	0-0	0-0-0	0	0	0	0	0	1
Team					5-0-5						
Totals		32-66	8-23	21-25	12-28-45	16	93	14	10	5	7 200
Pct.		48.5	34.8	84.0	DR: 3						

FGS (1st half: 18-39 46.2%, 2nd half: 14-27 51.9%)
 3FGS (1st half: 6-15 40.0%, 2nd half: 2-8 25.0%)
 FTS (1st half: 13-13 100.0%, 2nd half: 6-12 66.7%)

Officials: Bill Covington, William Humes, A.J. Desai
 Attendance: 9,314 • Technical Fouls: None

Score by Periods	1st	2nd	Total
Appalachian State	34	24	58
Duke	55	38	93

[5/4] Duke 84, [21/21] Florida 74 Game 10 • Dec. 6, 2016 • New York, N.Y.

Florida	FG	3FG	FT	REB	PF	TP	A	TO	B	S	Min
Robinson	f	3-7	1-1	4-4	2-2-4	3	11	1	0	1	31
Leon	f	3-4	1-2	0-0	1-2-3	3	7	1	0	0	23
Egbunu	c	2-10	0-0	5-10	7-5-12	2	9	0	3	3	29
Hill	g	4-11	0-0	5-7	2-5-7	4	13	6	2	1	34
Allen	g	8-13	3-5	2-2	0-0-0	2	21	0	2	0	32
Chiozza	g	1-1	0-0	0-0	1-1-1	1	2	1	3	0	9
Hayes	g	1-1	0-0	0-0	1-1-2	1	2	0	1	2	11
Barry	g	3-9	0-1	0-0	0-1-1	0	6	1	1	2	19
Stone	g	1-5	1-2	0-0	0-1-1	1	3	0	1	0	12
Team					0-1-1						
Totals		26-61	6-11	16-23	13-19-32	17	74	10	13	8	6 200
Pct.		42.6	54.5	69.6	DR: 4						

FGS (1st half: 11-25 44.0%, 2nd half: 15-36 41.7%)
 3FGS (1st half: 1-3 33.3%, 2nd half: 5-8 62.5%)
 FTS (1st half: 8-11 72.7%, 2nd half: 8-12 66.7%)

Duke	FG	3FG	FT	REB	PF	TP	A	TO	B	S	Min
Jefferson	f	11-14	0-0	2-2	5-10-15	2	24	2	2	4	1 39
Allen	g	2-10	1-5	1-2	0-2-2	2	6	8	2	0	1 35
Kennard	g	11-16	5-7	2-2	1-0-1	3	29	3	3	0	2 38
Jones	g	0-4	0-2	0-0	1-2-3	3	0	1	1	1	1 36
Jackson	g	1-5	1-3	0-0	0-0-0	2	3	0	1	0	1 20
Tatum	g	7-12	0-0	8-8	0-8-8	3	22	2	2	1	2 29
Jeter	g	0-0	0-0	0-0	0-0-0	1	0	0	1	0	0 1
Bolden	g	0-0	0-0	0-0	0-0-0	2	0	0	0	0	0 2
Team					1-2-3						
Totals		32-61	7-17	13-14	10-25-35	18	84	16	13	6	8 200
Pct.		52.5	41.2	92.9	DR: 1						

FGS (1st half: 18-38 47.4%, 2nd half: 14-23 60.9%)
 3FGS (1st half: 2-8 25.0%, 2nd half: 5-9 55.6%)
 FTS (1st half: 3-4 75.0%, 2nd half: 10-10 100%)

Officials: Roger Ayers, Mike Roberts, Mike Eades
 Attendance: 15,294 • Technical Fouls: Florida-None, Duke-None.

Score by Periods	1st	2nd	Total
Florida	31	43	74
Duke	41	43	84

[5/4] Duke 78, Michigan State 69 Game 8 • Nov. 29, 2016 • Durham, N.C.

Michigan St.	FG	3FG	FT	REB	PF	TP	A	TO	B	S	Min
Bridges	f	4-13	1-4	2-4	2-7-9	5	11	0	3	0	1 34
Goins	f	4-5	0-0	2-2	1-4-5	2	10	1	0	0	0 26
Nairn, Jr.	g	2-4	0-0	0-0	1-5-6	0	4	3	2	0	0 21
Harris	g	6-11	2-4	0-0	0-3-3	1	14	2	3	0	0 31
McQuaid	g	1-4	1-3	5-6	1-0-1	3	8	0	1	0	0 19
Ahrens	g	0-0	0-0	0-0	0-3-3	2	0	1	0	0	1 7
Langford	g	3-6	1-3	0-0	2-2-4	3	7	0	2	0	0 22
Ellis III	g	0-0	0-0	0-0	0-2-2	2	0	1	0	0	0 5
Winston	g	2-5	0-2	0-0	0-2-2	1	4	7	3	0	1 21
Van Dyk	g	0-0	0-0	0-0	0-0-0	0	0	0	0	0	0+ 0
Ward	g	5-7	0-0	1-2	1-2-3	1	11	1	3	1	0 14
Team					0-1-1						1
Totals		27-55	5-16	10-14	8-31-39	20	69	16	18	1	3 200
Pct.		49.1	31.3	71.4	DR: 2,1						

FGS (1st half: 16-31 51.6%, 2nd half: 11-24 45.8%)
 3FGS (1st half: 2-7 28.6%, 2nd half: 3-9 33.3%)
 FTS (1st half: 1-2 50.0%, 2nd half: 9-12 75.0%)

Duke	FG	3FG	FT	REB	PF	TP	A	TO	B	S	Min
Jefferson	f	7-12	0-0	3-6	5-8-13	3	17	3	1	1	1 35
Allen	g	7-21	5-11	5-7	0-3-3	4	24	4	4	0	2 37
Kennard	g	8-18	1-7	3-5	1-5-6	0	20	0	2	1	1 40
Jones	g	1-7	0-6	0-2	0-1-1	3	2	4	1	0	4 40-
Jackson	g	5-6	1-2	0-0	2-2-4	4	11	3	1	0	0 27
Jeter	g	2-2	0-0	0-0	1-3-4	2	4	0	0	1	0 21
Team					2-0-2						
Totals		30-66	7-26	11-20	11-22-33	16	78	14	9	3	8 200
Pct.		45.5	26.9	55.0	DR: 2						

FGS (1st half: 15-33 45.5%, 2nd half: 15-33 45.5%)
 3FGS (1st half: 2-11 18.2%, 2nd half: 5-15 33.3%)
 FTS (1st half: 3-5 60.0%, 2nd half: 8-15 53.3%)

Officials: Mike Eades, Roger Ayers, Michael Stephens
 Attendance: 9,314 • Technical Fouls: None

Score by Periods	1st	2nd	Total
Michigan State	35	35	69
Duke	35	43	78

[5/4] Duke 94, UNLV 45 Game 11 • Dec. 10, 2016 • Las Vegas, Nev.

Duke	FG	3FG	FT	REB	PF	TP	A	TO	B	S	Min
Jefferson	f	4-6	0-0	2-4	2-10-12	0	10	5	2	0	1 30
Jeter	c	1-2	0-0	1-1	0-3-3	2	2	0	0	2	0 15
Allen	g	12-16	6-9	4-5	2-2-4	2	34	1	2	0	0 29
Kennard	g	6-12	2-5	2-2	1-4-5	0	16	4	0	0	3 34
Jones	g	1-5	0-4	0-0	1-2-3	4	2	3	0	0	2 23
Tatum	g	5-11	1-3	2-2	0-5-5	2	13	3	1	2	2 24
DeLaurier	g	1-1	0-0	0-0	0-2-2	2	2	0	0	0	0 8
Jackson	g	4-5	1-1	0-0	1-0-1	0	9	2	2	0	1 20
Bolden	g	3-5	0-0	0-0	0-1-1	2	6	0	3	0	0 13
White	g	0-0	0-0	0-0	0-1-1	0	0	0	1	0	1 4
Team					2-1-3						
Totals		37-63	10-22	10-14							

2016-17 Box Scores

[5/4] Duke 72, Elon 61 Game 13 • Dec. 21, 2016 • Greensboro, N.C.

Duke	FG	3FG	FT	REB	PF	TP	A	TO	B	S	Min	
Tatum	f	7-22	0-4	4-4	3-5	8	18	3	2	4	2	37
Jefferson	f	2-3	0-0	9-11	1-6	7	2	13	0	1	2	27
Allen	g	1-8	1-6	0-0	0-3	3	3	2	0	0	0	21
Kennard	g	7-17	2-4	5-6	2-5	7	3	21	0	0	1	36
Jones	g	4-6	1-3	0-0	2-4	6	2	9	1	1	1	34
Giles	g	0-2	0-0	1-2	1-2	2	1	0	0	0	0	6
Jeter	g	0-0	0-0	1-2	1-2	0	0	0	0	0	0	7
Jackson	g	2-5	1-3	2-2	1-2	1	7	1	0	0	1	29
Bolden	g	0-0	0-0	0-0	0-0	0	0	0	0	0	0	3
Team				0-0								
Totals		23-63	5-20	21-25	11-26	37	14	72	7	4	8	10
Pct.		36.5	25.0	84.0	DR: 2							

FGS (1st half: 13-40 32.5%, 2nd half: 10-23 43.5%)
 3FGS (1st half: 3-14 21.4%, 2nd half: 2-6 33.3%)
 FTS (1st half: 5-5 100.0%, 2nd half: 16-20 80.0%)

Elon	FG	3FG	FT	REB	PF	TP	A	TO	B	S	Min	
Dawkins	f	7-13	4-4	0-0	0-9	5	18	1	2	0	0	27
Seibring	f	3-9	0-2	1-2	1-4	5	7	1	3	0	1	34
Thompson	g	2-4	1-1	0-0	0-6	2	5	1	2	2	0	25
Swoope	g	1-7	0-3	0-0	0-4	1	2	4	3	0	0	34
Santa Ana	g	3-11	1-6	4-6	2-2	3	11	2	1	1	0	29
Eddy	g	1-2	0-0	0-0	0-0	4	3	1	3	0	0	8
Kundrotas	g	4-6	1-1	0-0	2-3	1	9	0	0	0	0	13
Hariston	g	1-1	0-0	0-1	1-2	0	2	1	0	0	0	6
Eberhardt	g	2-7	0-3	0-0	1-4	2	4	3	2	0	1	24
Team				4-0								
Totals		24-60	8-22	5-9	11-31	42	61	14	17	3	2	200
Pct.		40.0	36.4	55.6	DR: 3							

FGS (1st half: 12-31 38.7%, 2nd half: 12-29 41.4%)
 3FGS (1st half: 7-14 50.0%, 2nd half: 1-8 12.5%)
 FTS (1st half: 4-7 57.1%, 2nd half: 1-2 50.0%)

Officials: Tim Nestor, John Gaffney, Jeff Pon
 Attendance: 9,733 • Technical Fouls: Duke-Grayson Allen, Elon-None.

Score by Periods	1st	2nd	Total
Duke	34	38	72
Elon	35	26	61

[5/5] Duke 75, Virginia Tech 89 Game 14 • Dec. 31, 2016 • Blacksburg, Va.

Duke	FG	3FG	FT	REB	PF	TP	A	TO	B	S	Min	
Tatum	f	6-14	2-5	4-6	3-4	7	3	18	2	3	1	38
Kennard	g	11-19	3-6	9-11	3-4	7	2	34	1	2	0	38
Jones	g	2-8	0-4	0-1	0-1	2	4	1	0	1	2	38
Jackson	g	3-9	0-1	0-0	0-1	4	6	0	1	0	0	24
Jefferson	f	4-9	0-0	1-2	4-8	4	9	3	4	2	1	37
Giles	g	2-6	0-0	0-0	4-4	3	4	1	0	0	0	13
Jeter	g	0-0	0-0	0-0	0-1	1	0	0	0	1	0	6
Bolden	g	0-2	0-0	0-2	3-0	3	0	0	0	0	0	3
White	g	0-0	0-0	0-0	1-0	1	0	0	0	0	0	3
Team				0-0								
Totals		28-67	5-16	14-22	18-23	41	20	75	8	11	5	200
Pct.		41.8	31.3	63.6	DR: 4							

FGS (1st half: 13-33 39.4%, 2nd half: 15-34 44.1%)
 3FGS (1st half: 1-7 14.3%, 2nd half: 4-9 44.4%)
 FTS (1st half: 4-8 50.0%, 2nd half: 10-14 71.4%)

Virginia Tech	FG	3FG	FT	REB	PF	TP	A	TO	B	S	Min	
Sy	f	1-4	0-0	0-0	2-4	6	3	2	0	0	1	9
Robinson	g	5-11	2-3	2-2	0-5	2	14	7	2	0	1	39
Bibbs	g	6-9	4-5	2-2	0-1	2	18	1	1	1	2	24
Hill	g	6-15	2-4	3-5	1-2	3	17	2	1	0	0	36
Clarke	g	5-5	0-0	2-6	1-5	6	3	13	2	1	0	16
Allen	g	6-8	0-0	3-2	0-1	3	14	5	2	0	0	32
LeDay	g	3-5	0-0	5-9	2-7	1	11	0	1	2	0	31
Outlaw	g	0-1	0-1	0-0	0-2	2	0	1	1	0	0	13
Team				2-0								
Totals		32-58	8-13	17-26	8-25	33	19	89	18	9	4	3
Pct.		55.2	61.5	65.4	DR: 4							

FGS (1st half: 18-31 58.1%, 2nd half: 14-27 51.9%)
 3FGS (1st half: 5-8 62.5%, 2nd half: 3-5 60.0%)
 FTS (1st half: 6-9 66.7%, 2nd half: 11-17 64.7%)

Officials: Roger Ayers, Jeffery Anderson, Jeff Clark
 Attendance: 9,567 • Technical Fouls: Duke-None, Virginia Tech-None.

Score by Periods	1st	2nd	Total
Duke	31	44	75
Virginia Tech	47	42	89

[8/8] Duke 110, Georgia Tech 57 Game 15 • Jan. 4, 2017 • Durham, N.C.

Georgia Tech	FG	3FG	FT	REB	PF	TP	A	TO	B	S	Min	
Stevens	f	3-7	1-3	2-2	2-4	6	3	9	1	0	0	29
Lammers	c	3-9	0-0	3-4	4-4	4	3	9	3	2	0	1
Moore	g	5-12	0-1	1-2	2-3	2	11	2	3	0	0	28
Jackson	g	4-9	1-5	2-6	1-2	1	11	1	1	0	0	19
Okogie	g	5-12	0-1	1-2	1-4	0	11	1	4	1	1	28
Price	g	0-1	0-1	0-0	0-0	0	0	0	0	0	0	2
Heath	g	0-2	0-0	0-0	0-0	1	0	2	0	0	0	25
Matthews	g	1-4	0-1	0-0	0-0	0	2	0	0	0	0	6
Ogbona	g	1-4	0-0	2-2	2-2	3	4	0	1	0	0	11
Heyward	g	0-1	0-0	0-0	0-0	0	0	0	0	0	0	11
McCormick	g	0-2	0-2	0-0	0-0	0	0	0	1	0	1	12
Team				2-0								
Totals		22-63	2-14	11-18	14-17	31	16	57	10	13	1	3
Pct.		34.9	14.3	61.1	DR: 2							

FGS (1st half: 11-30 36.7%, 2nd half: 11-33 33.3%)
 3FGS (1st half: 2-10 20.0%, 2nd half: 0-4 0.0%)
 FTS (1st half: 6-11 54.5%, 2nd half: 5-7 71.4%)

Duke	FG	3FG	FT	REB	PF	TP	A	TO	B	S	Min	
Tatum	f	8-15	1-7	2-3	2-4	6	3	19	4	2	2	4
Giles	f	5-12	0-0	0-0	7-5	2	10	1	1	0	0	17
Jefferson	f	4-8	0-0	6-8	1-6	7	14	3	1	0	0	27
Allen	g	3-5	2-4	7-7	1-2	3	15	7	1	0	1	27
Kennard	g	6-7	4-5	0-0	1-4	5	16	1	1	0	0	26
Jones	g	5-9	4-7	0-0	3-4	3	14	2	2	0	0	19
Jackson	g	5-9	4-7	1-1	0-2	2	15	4	0	0	1	24
Bolden	g	2-4	0-0	0-0	1-3	1	4	0	0	1	0	15
Vrankovic	g	0-0	0-0	0-0	1-2	1	0	1	2	0	0	7
White	g	1-1	1-1	0-0	0-1	1	3	0	0	0	0	5
Pagliuca	g	0-0	0-0	0-0	0-0	0	1	0	0	0	0	3
Robinson	g	0-0	0-0	0-0	0-0	0	0	0	0	0	0	2
Team				0-2								
Totals		39-70	16-31	16-19	17-32	49	110	24	10	3	6	200
Pct.		55.7	51.6	84.2	DR: 0							

FGS (1st half: 19-33 57.6%, 2nd half: 20-37 54.1%)
 3FGS (1st half: 11-18 61.1%, 2nd half: 5-13 38.5%)
 FTS (1st half: 12-14 85.7%, 2nd half: 4-5 80.0%)

Officials: Ted Valentine, Tony Chiazza, Doug Sirmons
 Attendance: 9,314 • Technical Fouls: Duke-None, Georgia Tech-None.

Score by Periods	1st	2nd	Total
Georgia Tech	30	27	57
Duke	61	49	110

[8/8] Duke 93, Boston College 82 Game 16 • Jan. 7, 2017 • Durham, N.C.

Boston College	FG	3FG	FT	REB	PF	TP	A	TO	B	S	Min	
Tava	f	2-3	0-0	2-4	2-2	4	6	1	4	0	2	25
Turner	f	5-9	1-4	2-2	1-5	4	13	5	1	0	0	35
Jeffers	f	3-4	0-0	2-2	4-8	1	8	1	2	0	0	29
Bowman	g	8-15	0-3	3-5	0-3	3	19	4	5	0	3	36
Robinson	g	8-18	1-3	4-4	0-2	4	21	0	5	0	1	32
Owens	g	1-1	0-0	0-0	1-3	3	2	1	1	0	0	9
Popovic	g	1-5	0-0	2-2	0-4	2	4	0	1	0	0	9
Chatman	g	4-7	1-4	0-0	0-0	3	9	0	2	0	1	25
Team				0-2								
Totals		32-62	3-14	15-19	8							

2016-17 Box Scores

[18/18] Duke 70, Miami 58 Game 19 • Jan. 21, 2017 • Durham, N.C.

	FG	3FG	FT	REB	PF	TP	A	TO	B	S	Min
Miami											
Huell	f	3-5	0-0	1-3	3-0-3	3	7	0	3	0	26
Murphy	f	2-7	0-0	0-1	7-8-15	2	4	1	3	21	0
Newton	g	5-13	0-1	3-6	0-3-3	3	13	1	4	0	33
Reed	g	6-13	5-8	2-2	0-4-4	2	19	1	4	0	30
Brown	g	6-10	2-3	1-1	0-5-5	2	15	6	1	1	28
Robinson	0-0	0-0	0-0	0-0-0	0	0	0	0	0	0	0+
Lawrence	0-3	0-2	0-0	0-0-0	4	0	0	0	0	0	14
Vasiljevic	0-2	0-2	0-0	0-1-1	1	0	0	1	0	0	8
Izundu	0-2	0-0	0-2	1-1-2	1	0	1	0	1	0	14
Stowell	0-0	0-0	0-0	0-0-0	0	0	0	0	0	0	0+
Totals	22-55	7-16	7-15	12-24-36	18	58	10	18	3	6	200
Pct.	40.0	43.8	46.7	DR: 2.1							

FGS (1st half: 14-32 43.8%, 2nd half: 8-23 34.8%)
 3FGS (1st half: 6-12 50.0%, 2nd half: 1-4 25.0%)
 FTS (1st half: 2-8 25.0%, 2nd half: 5-7 71.4%)

	FG	3FG	FT	REB	PF	TP	A	TO	B	S	Min
Duke											
Tatum	f	4-9	1-4	5-6	0-3-3	5	14	1	3	1	0
Giles	f	1-2	0-0	0-0	1-2-3	3	2	0	0	0	8
Jefferson	f	1-4	0-0	3-6	1-1-12	1	5	1	1	0	2
Allen	g	2-9	0-3	3-4	0-2-2	1	7	2	2	0	28
Kennard	g	3-8	1-3	4-4	1-4-5	3	11	1	1	1	0
Jones	g	5-7	3-5	0-0	0-2-2	2	13	0	2	0	3
Jackson	4-7	0-1	2-3	0-1-1	3	10	4	0	0	2	24
Bolden	4-6	0-0	0-0	3-1-4	1	8	0	1	0	0	23
Totals	24-52	5-16	17-23	7-27-34	19	70	9	10	2	9	200
Pct.	46.2	31.3	73.9	DR: 2							

FGS (1st half: 8-28 28.6%, 2nd half: 16-24 66.7%)
 3FGS (1st half: 0-8 0.0%, 2nd half: 5-8 62.5%)
 FTS (1st half: 9-12 75.0%, 2nd half: 8-11 72.7%)

Officials: Les Jones, Brian Dorsey, Tim Clougherty
 Attendance: 9,314 • Technical Fouls: Miami-None. Duke-None.

Score by Periods	1st	2nd	Total
Miami	36	22	58
Duke	25	45	70

[17/17] Duke 82, NC State 84 Game 20 • Jan. 23, 2017 • Durham, N.C.

	FG	3FG	FT	REB	PF	TP	A	TO	B	S	Min
NC State											
Abu	f	8-12	0-0	3-4	2-7-9	2	19	2	1	0	36
Rowan	f	2-7	2-6	3-4	0-4-4	4	9	1	1	0	30
Yurtseven	c	0-2	0-0	0-0	0-1-1	4	0	0	0	0	12
Henderson	g	1-5	0-3	4-5	1-1-2	2	6	0	1	1	0
Smith	g	10-18	4-6	8-15	0-4-4	1	32	6	3	0	23
Dorn	1-2	0-1	0-0	0-2-2	0	2	0	1	0	1	11
Hicks	0-0	0-0	0-0	0-0-0	0	0	0	0	0	0	3
Johnson	1-4	0-0	0-0	1-0-1	1	2	0	1	0	1	21
Anyia	0-0	0-0	0-0	0-0-0	0	0	0	0	0	0	3
Kapita	6-7	0-0	2-2	3-7-10	5	14	0	1	0	0	19
Totals	29-57	6-16	20-30	7-28-35	19	84	9	10	1	5	200
Pct.	50.9	37.5	66.7	DR: 3							

FGS (1st half: 13-28 46.4%, 2nd half: 16-29 55.2%)
 3FGS (1st half: 3-8 37.5%, 2nd half: 3-8 37.5%)
 FTS (1st half: 9-10 90.0%, 2nd half: 11-20 55.0%)

	FG	3FG	FT	REB	PF	TP	A	TO	B	S	Min
Duke											
Tatum	f	7-14	1-4	1-2	1-8-9	3	16	3	2	2	1
Jefferson	f	2-4	0-0	1-2	3-2-5	1	5	2	0	1	28
Bolden	c	1-4	0-0	0-0	2-1-3	3	2	0	0	0	18
Jones	g	4-11	3-8	0-0	1-2-3	4	11	3	1	0	2
Jackson	g	3-4	1-2	0-0	1-3-4	2	7	2	3	0	0
Giles	4-5	0-0	0-2	1-6-7	2	8	0	1	1	0	14
Allen	4-13	1-9	4-5	0-1-1	1	13	2	2	0	0	26
Kennard	5-9	2-5	8-10	1-4-5	5	20	4	2	0	2	27
DeLaurier	0-0	0-0	0-0	0-0-0	1	0	0	0	0	0	0+
Totals	30-64	8-28	14-21	10-28-38	22	82	16	11	4	7	200
Pct.	46.9	28.6	66.7	DR: 3							

FGS (1st half: 17-30 56.7%, 2nd half: 13-34 38.2%)
 3FGS (1st half: 6-14 42.9%, 2nd half: 2-14 14.3%)
 FTS (1st half: 4-9 44.4%, 2nd half: 10-12 83.3%)

Officials: Mike Eades, Pat Driscoll, Doug Shows
 Attendance: 9,314 • Technical Fouls: NC State-Kapita. Duke-None.

Score by Periods	1st	2nd	Total
NC State	38	46	84
Duke	44	38	82

[17/17] Duke 85, Wake Forest 83 Game 21 • Jan. 28, 2017 • Winston-Salem, N.C.

	FG	3FG	FT	REB	PF	TP	A	TO	B	S	Min
Duke											
Tatum	f	2-6	1-3	3-4	1-4-5	5	8	1	3	1	21
Jefferson	f	2-2	0-0	0-0	1-2-3	4	4	0	1	0	20
Allen	g	5-13	5-11	4-4	3-3-6	4	19	3	4	0	33
Kennard	g	11-14	6-6	6-10	0-4-4	2	34	4	3	0	0
Jones	g	1-10	1-8	0-0	1-2-3	3	3	6	3	0	0
Giles	3-5	0-0	0-0	3-2-5	4	6	0	1	1	0	18
Jackson	3-7	1-3	2-2	1-3-4	2	9	4	0	0	0	24
Bolden	0-0	0-0	0-0	0-0-0	2	0	0	0	0	0	3
Vrankovic	1-1	0-0	0-0	0-0-0	4	2	0	0	0	0	6
White	0-0	0-0	0-0	0-0-0	0	0	0	0	0	0	3
Totals	28-58	14-31	15-20	12-24-36	30	85	18	15	2	2	200
Pct.	48.3	45.2	75.0	DR: 3							

FGS (1st half: 11-31 35.5%, 2nd half: 17-27 63.0%)
 3FGS (1st half: 5-15 33.3%, 2nd half: 9-16 56.3%)
 FTS (1st half: 5-7 71.4%, 2nd half: 10-13 76.9%)

	FG	3FG	FT	REB	PF	TP	A	TO	B	S	Min
Wake Forest											
Collins	f	7-10	0-0	6-9	5-3-8	4	20	0	2	1	0
Arians	f	2-6	2-5	1-2	3-4-7	2	7	0	0	0	22
Mitoglou	f	2-4	0-1	0-0	1-3-4	2	4	0	0	0	20
Woods	g	6-9	2-4	1-2	0-2-2	2	15	4	3	0	3
Crawford	g	5-15	1-4	15-15	0-6-6	2	26	4	0	0	0
Childress	2-6	0-2	0-0	0-1-1	2	4	7	0	0	0	29
Moore	1-1	0-0	2-4	0-1-1	3	4	0	2	1	0	11
Wilbekin	1-4	1-4	0-0	0-0-0	3	3	1	0	0	0	26
McClinton	0-0	0-0	0-0	0-0-0	0	0	0	0	0	0	4
Japhet-Mathias	0-0	0-0	0-0	0-0-0	0	0	0	0	0	0	0+
Totals	26-55	6-20	25-32	9-20-29	20	83	16	9	2	3	200
Pct.	47.3	30.0	78.1	DR: 2							

FGS (1st half: 15-30 50.0%, 2nd half: 11-25 44.0%)
 3FGS (1st half: 3-10 30.0%, 2nd half: 3-10 30.0%)
 FTS (1st half: 9-13 69.2%, 2nd half: 16-19 84.2%)

Officials: Ted Valentine, Tim Nestor, Ray Styons
 Attendance: 14,681 • Technical Fouls: Wake Forest-Crawford. Duke-Allen.

Score by Periods	1st	2nd	Total
Duke	32	53	85
Wake Forest	42	41	83

[21/21] Duke 84, [20/18] Notre Dame 74 Game 22 • Jan. 30, 2017 • Notre Dame, Ind.

	FG	3FG	FT	REB	PF	TP	A	TO	B	S	Min
Duke											
Tatum	f	8-14	0-1	3-3	3-11-14	4	19	2	5	1	1
Jefferson	f	3-7	0-0	0-1	1-3-4	5	6	0	1	0	1
Allen	g	6-13	3-7	6-6	0-5-5	3	21	3	3	1	0
Kennard	g	5-11	1-2	5-5	1-3-4	5	16	2	1	0	0
Jones	g	5-6	1-2	5-5	2-3-5	3	16	3	1	0	1
Giles	1-2	0-0	2-2	2-3-5	4	4	1	1	0	0	9
Jackson	0-1	0-0	2-2	0-0-0	2	2	0	2	1	1	15
Vrankovic	0-0	0-0	0-0	0-0-0	1	0	0	1	0	0	2
Totals	28-54	5-12	23-24	9-29-38	27	84	11	15	3	4	200
Pct.	51.9	41.7	95.8	DR: 0							

FGS (1st half: 15-28 53.6%, 2nd half: 13-26 50.0%)
 3FGS (1st half: 4-7 57.1%, 2nd half: 1-5 20.0%)
 FTS (1st half: 3-3 100.0%, 2nd half: 20-21 95.2%)

	FG	3FG	FT	REB	PF	TP	A	TO	B	S	Min
Notre Dame											
Beachem	f	7-14	2-6	4-4	2-1-3	2	20	0	1	2	2
Geben	f	0-0	0-0	0-0	0-1-1	0	0	0	1	0	0
Colson	f	8-12	0-1	1-3	2-7-9	4	17	1	0	2	0
Farrell	g	3-9	2-5	3-4	0-2-2	2	11	4	2	0	3
Vasturia											

2016-17 Box Scores

[18/19] Duke 64, Clemson 62 Game 25 • Feb. 11, 2017 • Durham, N.C.

Clemson	FG	3FG	FT	REB	PF	TP	A	TO	B	S	Min		
Blossomgame	f	3-12	0-1	1-2	3-6	9	3	7	2	2	0	2	39
Thomas	f	5-7	0-0	5-7	2-7	9	3	15	1	0	2	0	30
Grantham	f	0-6	0-1	0-0	1-4	5	2	0	2	1	1	1	31
Mitchell	g	8-15	2-2	5-6	2-1	3	0	23	1	0	0	1	35
Holmes	g	0-3	0-1	2-2	0-0	0	1	2	0	0	0	1	16
Reed	g	3-9	0-3	2-2	0-2	2	8	0	0	0	2	2	22
DeVoe	g	2-4	0-1	0-0	0-4	3	4	0	3	0	0	0	17
Djittle	g	1-2	0-0	1-1	2-3	5	3	3	0	0	0	0	10
				1-0-1				1					
Totals		22-58	2-9	16-20	11-27-38	17	62	6	7	3	7	200	
Pct.		37.9	22.2	80.0	DR: 0								

FGS (1st half: 5-28 17.9%, 2nd half: 17-30 56.7%)
 3FGS (1st half: 0-5 0.0%, 2nd half: 2-4 50.0%)
 FTS (1st half: 8-10 80.0%, 2nd half: 8-10 80.0%)

Duke	FG	3FG	FT	REB	PF	TP	A	TO	B	S	Min		
Tatum	f	3-8	1-3	2-2	1-6	7	1	9	2	2	1	0	39
Jefferson	f	3-5	0-0	0-1	2-7	9	4	6	3	1	2	0	29
Allen	g	2-10	2-7	2-3	0-3	3	8	5	3	0	0	32	
Kennard	g	7-16	4-8	7-9	0-4	3	25	1	1	0	1	36	
Jones	g	2-4	2-4	0-0	1-2	1	6	1	0	0	1	38	
Giles	g	0-1	0-0	0-0	1-4	5	1	0	0	1	2	0	10
Jackson	g	3-5	2-4	0-0	0-2	2	1	8	1	2	0	0	14
Bolden	g	1-1	0-0	0-0	0-0	0	2	2	0	0	0	0	2
				0-2-2									
Totals		21-50	11-23	11-15	5-29-34	16	64	13	10	5	2	200	
Pct.		42.0	42.3	73.3	DR: 1								

FGS (1st half: 8-28 28.6%, 2nd half: 16-24 66.7%)
 3FGS (1st half: 0-8 0.0%, 2nd half: 5-8 62.5%)
 FTS (1st half: 9-12 75.0%, 2nd half: 8-11 72.7%)

Officials: Les Jones, Terry Wymmer, Bert Smith
 Attendance: 9,314 • Technical Fouls: Clemson-None, Duke-None.

Score by Periods	1st	2nd	Total
Clemson	18	44	62
Duke	29	35	64

[12/14] Duke 65, [14/15] Virginia 55 Game 26 • Feb. 15, 2017 • Charlottesville, Va.

Duke	FG	3FG	FT	REB	PF	TP	A	TO	B	S	Min		
Tatum	f	8-12	6-7	6-6	0-8	8	1	28	0	3	1	1	36
Jefferson	f	2-2	0-0	0-0	3-2	5	4	4	1	1	0	0	21
Allen	g	2-10	1-6	0-0	0-1	2	5	2	1	0	0	33	
Kennard	g	3-10	1-3	9-10	0-7	0	16	3	2	0	0	40	
Jones	g	2-3	1-1	0-0	1-3	4	3	5	0	1	0	1	36
Giles	g	2-2	0-0	1-2	1-2	1	5	1	2	0	2	19	
Jackson	g	0-2	0-2	2-2	0-0	0	2	1	0	0	0	13	
Bolden	g	0-1	0-0	0-0	0-0	0	1	0	0	0	1	0	2
				0-0-0									
Totals		19-42	9-19	18-20	5-23-28	12	65	8	11	2	4	200	
Pct.		45.2	47.4	90.0	DR: 0								

FGS (1st half: 7-21 33.3%, 2nd half: 12-21 57.1%)
 3FGS (1st half: 3-8 37.5%, 2nd half: 6-11 54.5%)
 FTS (1st half: 4-4 100.0%, 2nd half: 14-16 87.5%)

Virginia	FG	3FG	FT	REB	PF	TP	A	TO	B	S	Min		
Wilkins	f	1-5	0-0	2-2	4-5	9	5	4	0	1	0	0	35
Salt	c	2-2	0-0	0-0	1-4	5	2	4	1	0	0	0	17
Hall	g	4-10	0-2	0-0	1-2	3	5	8	1	2	0	0	23
Shayok	g	3-11	1-4	0-0	1-2	3	7	2	1	0	1	33	
Perrantes	g	4-11	1-5	5-5	0-4	2	14	2	3	0	1	34	
Guy	g	1-5	1-2	0-0	0-0	0	2	3	1	0	0	11	
Jerome	g	5-8	2-4	1-1	0-1	1	13	1	1	0	0	19	
Diakite	g	0-1	0-1	0-0	3-3	6	1	0	1	0	3	1	17
Reuter	g	1-1	0-0	0-0	0-0	0	2	0	0	0	0	5	
Thompson	g	0-3	0-2	0-0	0-0	0	0	0	0	0	0	6	
				2-0-2									
Totals		21-57	5-20	8-8	12-20-32	21	55	9	9	3	3	200	
Pct.		36.8	25.0	100.0	DR: 0								

FGS (1st half: 9-28 32.1%, 2nd half: 12-29 41.4%)
 3FGS (1st half: 3-12 25.0%, 2nd half: 2-8 25.0%)
 FTS (1st half: 4-4 100.0%, 2nd half: 4-4 100.0%)

Officials: Bill Covington Jr., John Gaffney, Jeffrey Anderson
 Attendance: 14,623 • Technical Fouls: None.

Score by Periods	1st	2nd	Total
Duke	21	44	65
Virginia	25	30	55

[12/14] Duke 99, Wake Forest 94 Game 27 • Feb. 18, 2017 • Durham, N.C.

Wake Forest	FG	3FG	FT	REB	PF	TP	A	TO	B	S	Min		
Collins	f	13-18	0-0	5-6	5-10	15	2	31	0	2	0	1	33
Arians	f	1-2	1-1	2-3	1-0	4	5	2	1	0	0	17	
Mitoglu	f	3-7	0-2	2-2	1-2	2	8	1	0	0	0	24	
Woods	g	4-7	1-2	4-4	2-1	2	13	2	0	0	0	31	
Crawford	g	8-19	2-6	3-4	0-1	2	21	6	0	0	3	38	
Childress	g	3-10	1-4	3-4	0-2	3	10	3	0	0	0	31	
Moore	g	2-4	0-0	0-0	3-1	4	0	4	0	0	1	0	7
McClinton	g	0-1	0-0	0-0	2-1	2	0	0	1	0	0	6	
VanHorn	g	1-1	0-0	0-0	0-1	3	2	1	0	0	0	13	
				1-0-1									
Totals		35-69	5-15	19-23	15-18-33	20	94	15	4	1	4	200	
Pct.		50.7	33.3	82.6	DR: 2								

FGS (1st half: 18-33 54.5%, 2nd half: 17-36 47.2%)
 3FGS (1st half: 2-7 28.6%, 2nd half: 3-8 37.5%)
 FTS (1st half: 9-9 100.0%, 2nd half: 10-14 71.4%)

Duke	FG	3FG	FT	REB	PF	TP	A	TO	B	S	Min		
Tatum	f	6-11	3-5	4-4	1-6	7	4	19	2	1	0	0	35
Jefferson	f	7-10	0-0	2-2	3-4	7	3	16	2	0	5	0	33
Allen	g	3-8	3-6	2-3	1-3	4	2	11	6	2	0	0	28
Kennard	g	9-15	3-7	2-2	2-2	4	3	23	3	1	0	0	37
Jones	g	4-7	2-4	0-1	1-2	2	10	2	1	0	1	35	
Giles	g	1-1	0-0	0-0	0-0	0	3	2	0	1	0	0	4
Jackson	g	4-7	2-5	2-2	1-2	3	1	12	3	0	0	0	22
Bolden	g	2-2	0-0	2-2	0-1	2	6	1	1	0	0	0	6
				0-2-2									
Totals		36-61	13-27	14-16	9-21-30	20	99	19	7	5	1	200	
Pct.		59.0	48.1	87.5	DR: 0								

FGS (1st half: 18-29 62.1%, 2nd half: 18-32 56.3%)
 3FGS (1st half: 7-14 50.0%, 2nd half: 6-13 46.2%)
 FTS (1st half: 4-4 100.0%, 2nd half: 10-12 83.3%)

Officials: James Luckie, Tony Greene, Jerry Heater
 Attendance: 9,314 • Technical Fouls: None.

Score by Periods	1st	2nd	Total
Wake Forest	47	47	94
Duke	47	52	99

[10/11] Duke 75, Syracuse 78 Game 28 • Feb. 22, 2017 • Syracuse, N.Y.

Duke	FG	3FG	FT	REB	PF	TP	A	TO	B	S	Min		
Tatum	f	8-17	3-7	0-0	4-9	13	2	19	6	4	0	1	40
Jefferson	f	3-4	0-0	8-9	1-3	4	1	14	0	0	2	1	28
Allen	g	2-11	1-8	3-3	0-1	4	8	1	2	0	1	29	
Kennard	g	8-19	5-9	2-3	4-3	7	4	23	5	0	1	0	37
Jones	g	1-6	1-5	0-0	3-2	5	2	3	2	1	1	2	40
Giles	g	3-3	0-0	0-0	2-2	4	1	6	0	0	0	0	11
Jackson	g	0-4	0-4	2-2	1-0	1	4	2	2	1	0	1	15
				1-0-1									
Totals		25-64	10-33	15-17	16-20-36	18	75	16	8	4	6	200	
Pct.		39.1	30.3	88.2	DR: 1								

FGS (1st half: 12-32 37.5%, 2nd half: 13-32 40.6%)
 3FGS (1st half: 5-15 33.3%, 2nd half: 5-18 27.8%)
 FTS (1st half: 4-5 80.0%, 2nd half: 11-12 91.7%)

Syracuse	FG	3FG	FT	REB	PF	TP	A	TO	B	S	Min
White III	f										

THE STAT CREW SYSTEM
 Duke Combined Team Statistics (as of Feb 22, 2017)
 All games

RECORD:	OVERALL	HOME	AWAY	NEUTRAL
ALL GAMES	22-6	14-1	3-4	5-1
CONFERENCE	10-5	7-1	3-4	0-0
NON-CONFERENCE	12-1	7-0	0-0	5-1

##	Player	gp-gs	Total		3-Point		F-Throw		Rebounds				pf	dq	a	to	blk	stl	pts	avg				
			min	avg	fg-fga	fg%	3fg-fga	3fg%	ft-fa	ft%	off	def									tot	avg		
05	Luke Kennard	28-27	984	35.1	187-361	.518	70-152	.461	118-139	.849	31	115	146	5.2	65	2	74	43	8	22	562	20.1		
00	Jayson Tatum	20-18	635	31.8	110-242	.455	31-79	.392	80-92	.870	28	119	147	7.4	56	2	44	53	25	25	331	16.6		
03	Grayson Allen	26-25	816	31.4	113-292	.387	63-182	.346	100-123	.813	16	92	108	4.2	63	1	101	59	2	21	389	15.0		
21	Amile Jefferson	26-26	767	29.5	112-185	.605	0-0	.000	71-114	.623	64	161	225	8.7	63	2	47	38	42	19	295	11.3		
15	Frank Jackson	27-8	622	23.0	89-194	.459	34-95	.358	48-60	.800	20	38	58	2.1	63	0	48	31	2	14	260	9.6		
13	Matt Jones	28-24	946	33.8	81-195	.415	43-123	.350	14-21	.667	29	55	84	3.0	68	0	56	32	6	46	219	7.8		
01	Harry Giles	17-5	203	11.9	37-63	.587	0-0	.000	9-18	.500	27	42	69	4.1	39	1	6	13	8	4	83	4.9		
30	Antonio Vrankovic	10-0	95	9.5	12-18	.667	0-0	.000	7-11	.636	14	16	30	3.0	15	0	5	7	4	0	31	3.1		
02	Chase Jeter	16-6	238	14.9	13-26	.500	0-0	.000	15-27	.556	18	25	43	2.7	31	0	6	17	17	7	41	2.6		
41	Jack White	9-0	59	6.6	6-9	.667	1-2	.500	8-10	.800	2	11	13	1.4	4	0	1	4	2	1	21	2.3		
20	Marques Bolden	18-1	132	7.3	16-32	.500	0-0	.000	5-8	.625	12	10	22	1.2	26	0	2	10	4	2	37	2.1		
12	Javin DeLaurier	10-0	83	8.3	8-10	.800	0-1	.000	1-4	.250	8	15	23	2.3	20	0	1	8	4	3	17	1.7		
50	Justin Robinson	4-0	10	2.5	0-0	.000	0-0	.000	1-2	.500	0	1	1	0.3	0	0	0	0	0	0	1	0.3		
53	Brennan Besser	1-0	2	2.0	0-1	.000	0-1	.000	0-0	.000	0	0	0	0.0	1	0	0	0	0	0	0	0.0		
45	Nick Pagliuca	4-0	8	2.0	0-2	.000	0-2	.000	0-0	.000	0	0	0	0.0	0	0	2	0	0	0	0	0.0		
Team											26	32	58											
Total.....		28	5600	784-1630	.481	242-637	.380	477-629	.758	295	732	1027	36.7	514	8	393	320	124	164	2287	81.7			
Opponents.....		28	5600	715-1646	.434	144-472	.305	354-513	.690	278	630	908	32.4	563	10	328	351	67	129	1928	68.9			

TEAM STATISTICS	DU	OPP	Date	Opponent	Score	Att.
SCORING	2287	1928	11/11/16	MARIST	w 94-49	9314
Points per game	81.7	68.9	11/12/16	GRAND CANYON	w 96-61	9314
Scoring margin	+12.8	-	11/15/16	vs KANSAS	L 75-77	19812
FIELD GOALS-ATT	784-1630	715-1646	11/19/16	vs PENN ST.	w 78-68	0
Field goal pct	.481	.434	11/20/16	vs RHODE ISLAND	w 75-65	0
3 POINT FG-ATT	242-637	144-472	11/23/16	WILLIAM & MARY	w 88-67	9314
3-point FG pct	.380	.305	11/26/16	APPALACHIAN STATE	w 93-58	9314
3-pt FG made per game	8.6	5.1	11/29/16	MICHIGAN STATE	w 78-69	9314
FREE THROWS-ATT	477-629	354-513	12/3/16	MAINE	w 94-55	9314
Free throw pct	.758	.690	12/6/16	vs FLORIDA	w 84-74	15294
F-Throws made per game	17.0	12.6	12-10-16	vs UNLV	w 94-45	19107
REBOUNDS	1027	908	12/19/16	TENNESSEE STATE	w 65-55	9314
Rebounds per game	36.7	32.4	12/21/16	vs Elon	w 72-61	9733
Rebounding margin	+4.3	-	* 12/31/16	at Virginia Tech	L 75-89	9567
ASSISTS	393	328	* 1/4/17	GEORGIA TECH	w 110-57	9314
Assists per game	14.0	11.7	* 1/7/17	BOSTON COLLEGE	w 93-82	9314
TURNOVERS	320	351	* 01/10/17	at Florida State	L 72-88	11675
Turnovers per game	11.4	12.5	* 1/14/17	at LOUISVILLE	L 69-78	22686
Turnover margin	+1.1	-	* 1/21/17	MIAMI	w 70-58	9314
Assist/turnover ratio	1.2	0.9	* 1/23/17	NC STATE	L 82-84	9314
STEALS	164	129	* 01/28/17	at Wake Forest	w 85-83	14681
Steals per game	5.9	4.6	* 1/30/17	at Notre Dame	w 84-74	0
BLOCKS	124	67	* 2/4/17	PITTSBURGH	w 72-64	9314
Blocks per game	4.4	2.4	* 2/9/17	NORTH CAROLINA	w 86-78	9314
ATTENDANCE	139710	167509	* 2/11/17	CLEMSON	w 64-62	9314
Home games-Avg/Game	15-9314	7-14795	* 02/15/17	at Virginia	w 65-55	14623
Neutral site-Avg/Game	-	6-10658	* 2/18/17	WAKE FOREST	w 99-94	9314
			* 2/22/17	at Syracuse	L 75-78	30331
Score by Periods	1st	2nd	Totals			
Duke	1078	1209	2287			
Opponents	891	1037	1928			

* - Conference game

THE STAT CREW SYSTEM
 Duke Combined Team Statistics (as of Feb 22, 2017)
 Conference games

RECORD:	OVERALL	HOME	AWAY	NEUTRAL
ALL GAMES	10-5	7-1	3-4	0-0
CONFERENCE	10-5	7-1	3-4	0-0
NON-CONFERENCE	0-0	0-0	0-0	0-0

##	Player	gp-gs	min	avg	Total		3-Point		F-Throw		Rebounds				pf	dq	a	to	blk	stl	pts	avg
					fg-fga	fg%	3fg-fga	3fg%	ft-fa	ft%	off	def	tot	avg								
05	Luke Kennard	15-14	518	34.5	96-186	.516	38-77	.494	67-81	.827	16	53	69	4.6	40	2	37	22	3	8	297	19.8
00	Jayson Tatum	15-15	496	33.1	85-178	.478	27-64	.422	57-67	.851	21	88	109	7.3	46	2	33	43	15	17	254	16.9
03	Grayson Allen	14-13	441	31.5	57-146	.390	34-96	.354	49-60	.817	9	43	52	3.7	37	1	59	39	1	9	197	14.1
21	Amile Jefferson	13-13	367	28.2	42-77	.545	0-0	.000	27-39	.692	27	58	85	6.5	34	1	21	12	17	6	111	8.5
13	Matt Jones	15-11	503	33.5	43-95	.453	24-64	.375	7-11	.636	18	25	43	2.9	35	0	27	20	4	19	117	7.8
15	Frank Jackson	15-3	300	20.0	37-86	.430	16-49	.327	23-30	.767	9	23	32	2.1	30	0	28	14	2	6	113	7.5
01	Harry Giles	15-5	193	12.9	37-60	.617	0-0	.000	8-16	.500	26	41	67	4.5	37	1	6	13	8	4	82	5.5
20	Marques Bolden	13-1	96	7.4	10-21	.476	0-0	.000	4-6	.667	9	7	16	1.2	20	0	1	4	3	2	24	1.8
41	Jack White	3-0	11	3.7	1-1	1.000	1-1	1.000	0-0	.000	1	1	2	0.7	2	0	0	0	0	0	3	1.0
30	Antonio Vrankovic	3-0	15	5.0	1-1	1.000	0-0	.000	0-0	.000	1	2	3	1.0	6	0	1	3	0	0	2	0.7
02	Chase Jeter	3-0	48	16.0	0-2	.000	0-0	.000	1-3	.333	4	5	9	3.0	6	0	0	3	4	1	1	0.3
50	Justin Robinson	1-0	2	2.0	0-0	.000	0-0	.000	0-0	.000	0	0	0	0.0	0	0	0	0	0	0	0	0.0
45	Nick Pagliuca	1-0	3	3.0	0-0	.000	0-0	.000	0-0	.000	0	0	0	0.0	0	0	1	0	0	0	0	0.0
12	Javin DeLaurier	2-0	7	3.5	0-0	.000	0-0	.000	0-0	.000	0	0	0	0.0	3	0	0	1	1	0	0	0.0
Team											5	18	23				2					
Total.....		15	3000		409-853	.479	140-351	.399	243-313	.776	146	364	510	34.0	296	7	214	176	58	72	1201	80.1
Opponents.....		15	3000		411-874	.470	75-228	.329	227-320	.709	149	337	486	32.4	284	3	180	159	34	72	1124	74.9

TEAM STATISTICS	DU	OPP	Date	Opponent	Score	Att.
SCORING	1201	1124	* 12/31/16	at Virginia Tech	L 75-89	9567
Points per game	80.1	74.9	* 1/4/17	GEORGIA TECH	w 110-57	9314
Scoring margin	+5.1	-	* 1/7/17	BOSTON COLLEGE	w 93-82	9314
FIELD GOALS-ATT	409-853	411-874	* 01/10/17	at Florida State	L 72-88	11675
Field goal pct	.479	.470	* 1/14/17	at LOUISVILLE	L 69-78	22686
3 POINT FG-ATT	140-351	75-228	* 1/21/17	MIAMI	w 70-58	9314
3-point FG pct	.399	.329	* 1/23/17	NC STATE	L 82-84	9314
3-pt FG made per game	9.3	5.0	* 01/28/17	at Wake Forest	w 85-83	14681
FREE THROWS-ATT	243-313	227-320	* 1/30/17	at Notre Dame	w 84-74	0
Free throw pct	.776	.709	* 2/4/17	PITTSBURGH	w 72-64	9314
F-Throws made per game	16.2	15.1	* 2/9/17	NORTH CAROLINA	w 86-78	9314
REBOUNDS	510	486	* 2/11/17	CLEMSON	w 64-62	9314
Rebounds per game	34.0	32.4	* 02/15/17	at Virginia	w 65-55	14623
Rebounding margin	+1.6	-	* 2/18/17	WAKE FOREST	w 99-94	9314
ASSISTS	214	180	* 2/22/17	at Syracuse	L 75-78	30331
Assists per game	14.3	12.0				
TURNOVERS	176	159				
Turnovers per game	11.7	10.6				
Turnover margin	-1.1	-				
Assist/turnover ratio	1.2	1.1				
STEALS	72	72				
Steals per game	4.8	4.8				
BLOCKS	58	34				
Blocks per game	3.9	2.3				
ATTENDANCE	74512	103563				
Home games-Avg/Game	8-9314	7-14795				
Neutral site-Avg/Game	-	0-0				

Score by Periods	1st	2nd	Totals
Duke	548	653	1201
Opponents	509	615	1124

* - Conference game