



CONTACT: Amy Woodruff, Assistant Communications Director
 O: (305) 284-3241 | C: (813) 410-1194
 A.Woodruff@miami.edu | @CanesHoops

2012-13 SCHEDULE

DATE	OPPONENT	TV	TIME/SCORE
Nov. 2	St. Leo (Ex.)	Canes All Access	L, 67-69
Nov. 9	Stetson	ESPN3	W, 87-79
Nov. 13	at FGCU	A-Sun TV	L, 51-63
Nov. 16	Jacksonville	FOX Sports South	W, 73-57
Nov. 24	Detroit	ESPN3	W, 77-62
Nov. 28	#13/14 Michigan State!	ESPN	W, 67-59
Dec. 1	at UMass	CBS Sports Network	W, 75-62
Dec. 14	Charlotte	FOX Sports South	W, 77-46
Dec. 18	at UCF	CBS Sports Network	W, 72-50
Diamond Head Classic, Honolulu, Hawai'i			
Dec. 23	Hawai'i	ESPNU	W, 73-58
Dec. 23	#4/5 Arizona	ESPN2	L, 69-50
Dec. 25	Indiana St.	ESPN2	L, 55-57 (OT)
Jan. 2	La Salle	FOX Sports South	W, 76-59
Jan. 5	at Georgia Tech *	ACCN / ESPN3	W, 62-49
Jan. 10	at RV/RV UNC *	ESPN / WatchESPN	W, 68-59
Jan. 13	RV/RV Maryland *	ESPNU / WatchESPN	W, 54-47
Jan. 16	at Boston College *	FOX Sports South / E3	W, 60-59
Jan. 23	No. 1/1 Duke *	ESPN / WatchESPN	W, 90-63
Jan. 27	Florida State *	ESPNU / WatchESPN	6 p.m.
Jan. 30	at Virginia Tech *	FOX Sports South / ESPN3	9 p.m.
Feb. 2	at NC State *	CBS	4 p.m.
Feb. 5	Boston College *	FOX Sports South / ESPN3	7 p.m.
Feb. 9	North Carolina *	ESPN/2 / WatchESPN	2 p.m.
Feb. 13	at Florida State *	ESPN/2 / WatchESPN	7 p.m.
Feb. 17	at Clemson *	ESPNU / WatchESPN	6 p.m.
Feb. 19	Virginia *	ESPNU / WatchESPN	9 p.m.
Feb. 23	at Wake Forest *	FOX Sports South / ESPN3	1 p.m.
Feb. 27	Virginia Tech *	FOX Sports South / ESPN3	7 p.m.
March 2	at Duke *	ESPN / WatchESPN	6 p.m.
March 6	Georgia Tech *	ACCN / ESPN3	9 p.m.
March 9	Clemson *	ACCN / ESPN3	2:30 p.m.

All home games are played at the BankUnited Center
 Game times are ET and subject to change
 * ACC game ! Big Ten/ACC Challenge
 All games can be heard on WQAM 560 and Canes All Access on HurricaneSports.com

UM RADIO - WQAM 560


Joe Zagacki, play-by-play Josh Darrow, analyst

SOCIAL MEDIA

Website: HurricaneSports.com
Twitter: @CanesHoops | @CanesCoachL
Facebook: /MiamiHurricanes | /MiamiBasketball

MIAMI DIGITAL GUIDE

Miami is not printing media guides this season.
 Instead, find the online version at the link below:
<http://thesports.com/mbbguide/pc/>



MIAMI
 HURRICANES (14-3, 5-0)

NATIONAL RANKING
 25 / RV

LAST TIME OUT
 W, 90-63 vs. No. 1 Duke

LEADERS
Scoring per Game
 Durand Scott - 14.6
 Kenny Kadji - 13.1
Rebounds per Game
 Kenny Kadji - 7.2
Assists per Game
 Shane Larkin - 3.9

HEAD COACH
Jim Larrañaga
Overall: 504-350 (29)
At UM: 34-16 (2)

FLORIDA STATE
 SEMINOLES (11-7, 3-2)

NATIONAL RANKING
 -- / --

LAST TIME OUT
 W, 60-57 vs. Clemson

LEADERS
Scoring per Game
 Snaer - 14.5
 White - 12.9
Rebounds per Game
 Shannon - 6.3
Assists per Game
 Snaer - 2.6

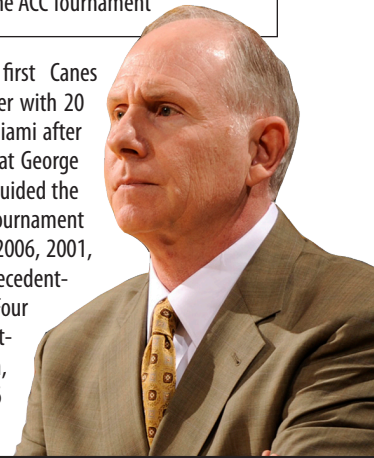
HEAD COACH
Leonard Hamilton
Overall: 390-344
At FSU: 189-134

SETTING THE SCENE

Jan. 27, 2013 | 6 p.m.
BankUnited Center | Coral Gables, Fla.
TV: ESPNU | Watch ESPN
Radio: 560 WQAM | 90.5 WVUM | Sirius 93 | XM 91
Webcast: WQAM.com | WVUM.org

Series: Miami trails, 40-29
Last Meeting: March 9, 2013
 Miami lost, 82-71, at the ACC Tournament

Jim Larrañaga was the first Canes coach to open his UM career with 20 wins. Larrañaga came to Miami after serving as the head coach at George Mason for 14 seasons. He guided the program to five NCAA tournament appearances (2011, 2008, 2006, 2001, 1999) – including an unprecedented run to the 2006 Final Four that captured the nation's attention. Following that run, he was selected the 2006 Clair Bee Coach of the Year.



THE GAME

With a 5-0 record in the ACC, No. 25 University of Miami will face off against Florida State at 6 p.m. on Jan. 27 in the BankUnited Center in Coral Gables.

THE SERIES

Miami is 29-40 all-time against Florida State, with the series dating back to the 1950-51 campaign. The Hurricanes are 24-11 against the Seminoles at home, 0-2 at neutral sites and 5-27 on the road. Miami last faced FSU at the ACC Tournament on March 9, 2012 and lost, 82-71.

THE BROADCASTS

Catch the game on ESPNU and Watch ESPN with Carter Blackburn, Jay Williams and Allison Williams making the call. The game will also be carried live by 560 WQAM Radio with Joe Zagacki (play-by-play) and Josh Darrow, as well as Miami's student station, 90.5 WVUM.

THE COACH

Head coach Jim Larrañaga is in his 29th season as a head coach and second at Miami. He has a 504-350 overall record and is 34-16 in his second season at Miami.

THE WEATHER

Projected temperatures on game day: Coral Gables - 78/67. Tallahassee, Fla. - 73/51.

THE RANKINGS - RPI/SOS

As of Jan. 25, 2013 Warren Nolan: 3 / 1 Sagarin: 15 / 3 Realtime: 4 / 1 KenPom: 14

THE NOTES

UM is ranked in the AP Poll for the first time since Jan. 11, 2010, when the Canes were No. 23. The Hurricanes are 8-0 at the BankUnited Center in 2012-13. The Canes have held 31 opponents to less than 41 percent from the field under Coach L, including 13 of 17 this season. Miami's non-conference strength of schedule is No. 1 and RPI is No. 3 (Warren Nolan). According to Collegiate Basketball News RPI, the Canes' non-conference schedule strength was third-worst (345 of 347) in 2009-10, 142 in 2010-11 and 117 last season.

2012-13 ROSTER

#	Name	Pos.	Ht.	Wt.	Yr.	Hometown Previous School (s)
0	Shane Larkin	G	5-11	176	So.	Orlando, Fla. Dr. Phillips (Fla.) Eight games with at least five assists ... Vs. Duke: 18 pts, 10 reb, 5 ast, 1 stl ... 12-of-15 games with 10+ points, including 27 vs. JU.
1	Durand Scott	G	6-5	203	Sr.	The Bronx, N.Y. Rice 25 points, 6 reb, 4 ast vs. No. 1 Duke ... At least four assists in seven outings ... 3rd double-double was 16p/12r vs. Charlotte.
3	Steve Sorenson	G	6-0	151	Fr.	Dallas, Texas Mark's School of Texas Named all-state by Texas Association of Basketball Coaches as a senior ... TABC academic all-state.
4	Trey McKinney Jones	G	6-5	220	Sr.	Milwaukee, Wis. South Milwaukee UMKC 7 assists vs. MD ... Career high 18 pts vs. Michigan State, hitting five threes ... Hit multiple 3-pointers in seven games.
10	Raphael Akpejori	F	6-10	236	Jr.	Lagos, Nigeria Sunrise Christian Academy (Kan.) 11 rebounds and six points in 8.2 minutes in ACC games ... Played 13 min. at GT, with two points and four rebounds.
12	Justin Heller	G	6-2	180	Jr.	Boca Raton, Fla. West Boca Raton Community Scored first career points vs. Charlotte on a 17-foot jumper ... Played in seven games in 2011-12, including four ACC matchups.
15	Rion Brown	G	6-6	200	Jr.	Hinesville, Ga. Liberty County Career-best 22 points from four 3-pointers in home state at GT, where his father was an All-American ... Hit multiple 3s three times.
21	Erik Swoope	F	6-6	233	Jr.	Lake Elsinore, Calif. Harvard-Westlake Season-high 23 minutes vs. La Salle: 4 points, 4 rebounds ... Was 3-3 vs. JU on his way to 7 points ... 2 steals and 2 monster dunks vs. JU.
23	Tonye Jekiri	C	7-0	227	Fr.	Hialeah, Fla. Champagnat Catholic School Two points, four rebounds vs. Maryland ... Two points, two rebounds at GT ... First collegiate field goal was at UCF.
25	Garrus Adams	G	6-6	195	Sr.	Apex, N.C. Middle Creek Out with right knee injury ... In 19 games last year, averaged 4.5 points, 2.1 rebounds, 0.9 assists and 0.6 steals in 16.9 minutes per game.
35	Kenny Kadji	F/C	6-11	242	Sr.	Douala, Cameroon Pendleton IMG Academy Florida Multiple blocked shots in 9 games... 13.9 pts, 7.6 reb, 1.9 blocks since R. Johnson injury ... Back-to-back double-doubles vs. La Salle & GT.
42	Reggie Johnson	C	6-10	292	Sr.	Winston-Salem, N.C. Winston-Salem Prep Returned from left thumb fracture on Jan. 23 ... Tallied 18th-career double-double with 16 points and 13 rebounds at UCF.
45	Julian Gamble	F/C	6-10	250	Sr.	Durham, N.C. Southern Durham Third career double-double with career highs 16 points & 13 rebounds at Hawai'i ... 8.9 pts, 7.5 reb, 27.0 min. since R. Johnson injury.

LARRAÑAGA BY THE NUMBERS

1 - Coach Jim Larrañaga is the only ACC coach not at UNC or Duke with a Final Four appearance to his credit.

4 - In 2006, Coach Jim Larrañaga became the first coach at a mid-major school to take his team to the NCAA Final Four in 27 years.

7 - Larrañaga is no stranger to the ACC. In his seven seasons as an assistant coach at Virginia, the Cavaliers participated in the NCAA Final Four in 1981 and 1984, won three ACC Championships and finished in the Top 5 of the AP rankings.

13 - Larrañaga has made 13 postseason appearances in the past 23 years, including five NCAA tournaments.

29 - Larrañaga is in his 29th year as a head coach and has successfully transitioned two institutions into successful programs: Bowling Green and George Mason.

LARRAÑAGA - WHY MIAMI?

Along with returning to the best basketball conference in the country, Coach L had a few personal reasons for accepting the head coaching job at Miami. Coach's grandfather was from Cuba, where he produced the Larrañaga [lare-en-YAH-ga] cigar. Coach's father was raised in Key West before moving to The Bronx, N.Y., getting married and raising six children. Coach L was raised in The Bronx, but vacationed to Florida as a boy. He also has owned a house in Sarasota - which he bought from Dick Vitale's daughter - for eight years, and three of his siblings have retired to Florida.

COACH L'S FIRST SEASON AT MIAMI

- Most ACC wins since joining the conference
- Tied for fourth in ACC, the highest ACC finish in school history
- Defeated eventual No. 2 & No. 3 NCAA tournament seeds Duke & FSU
- Notched Miami's first win at Cameron Indoor Stadium

COACH L'S SECOND SEASON AT MIAMI

- Defeated No. 1 Duke, 90-63, in Coral Gables
- Defeated No. 13/14 Michigan State in ACC/Big Ten Challenge
- Defeated RV/RV North Carolina at the Dean Smith Center

MIAMI VS. RANKED OPPONENTS

Overall vs. Top 25 ranked opponents	46-128
Home	32-49
at BankUnited Center	13-17

UNDER COACH JIM Larrañaga

Overall vs. Top 25 ranked opponents	4-7
ACC regular season opponents	3-4
Home (ACC)	3-2 (2-1)

UM vs. RANKED ACC OPPONENTS SINCE JOINING ACC (2004-05)

Overall	17-28
Home	11-14

MIAMI (WHEN RANKED) VS. DUKE

	AP	USA TODAY			
1/19/05	RV (30)		L	92-83	(H)
2/2/08	RV (7)	RV (8)	L	88-73	(A)
2/7/09 (OT)	RV (7)		L	78-75	(A)
1/23/13	25	RV(49)	W	90-63	(H)

The 25th-ranked Hurricanes became the first team to beat a No. 1 team by 20-plus points in the 21st century with Wednesday night's 90-63 ACC win over top-ranked Duke.

It marked coach Jim Larrañaga's first win over a No. 1 team and the first time in UM's history that the Canes have defeated a top-ranked opponent Miami is now 1-6 against No.1-ranked opponents.

WITH A WIN AGAINST FLORIDA STATE ...

Miami would be 6-0 in the ACC. The Canes have never started conference play 6-0, since joining a league in 1991. UM was independent until the 1991-92 season, when the Canes joined the BIG EAST.

UM would be on a seven-game winning streak. Miami's last seven-game winning streak was in 2009-10, when the Canes started the season 8-0 before losing to Boston College. UM went on to a 15-1 record before dropping four-straight ACC games and finishing the year 20-13 with a 4-12 league mark.

PRONUNCIATIONS

Players

1 Durand	dur-RAND
10 Akpejori	AHK-peh-jour-ee
15 Rion	Ryan
23 Tonye Jekiri	Tone-yay Jah-kEEr-EE
25 Garrus Adams	GARY-us
21 Swoope	Swoope
35 Kadji	KAHD-gee

Coaches

Larrañaga	LARE-uh-NAY-guh
Huger	HUE-gur
Caputo	Ca-poo-toe
Summey	Some-EE

CLASS BREAKDOWN

Seniors

Garrus Adams, Julian Gamble, Reggie Johnson, Kenny Kadji, Trey McKinney Jones, Durand Scott

Juniors

Raphael Akpejori, Rion Brown, Justin Heller, Erik Swoope

Sophomore

Shane Larkin

Freshmen

Tonye Jekiri, Steve Sorenson

GEOGRAPHIC BREAKDOWN

CAMEROUN

Douala Kenny Kadji

NIGERIA

Lagos Raphael Akpejori

UNITED STATES

California Erik Swoope

Florida

Justin Heller, Shane Larkin, Tonye Jekiri

Georgia Rion Brown

New York Durand Scott

North Carolina Garrus Adams, Julian Gamble, Reggie Johnson

Texas Steve Sorenson

Wisconsin Trey McKinney Jones

2012-13 ACC STANDINGS

As of Jan. 25, 2012

Miami	5-0	1.000	14-3	.824
NC State	4-2	.667	15-4	.789
Duke	3-2	.600	16-2	.889
North Carolina	3-2	.600	13-5	.722
Virginia	3-2	.600	13-5	.722
Florida State	3-2	.600	11-7	.611
Maryland	3-3	.500	15-4	.789
Wake Forest	3-3	.500	10-8	.556
Virginia Tech	2-3	.400	11-7	.611
Clemson	2-4	.333	10-8	.556
Boston College	1-4	.200	9-9	.500
Georgia Tech	0-5	.000	10-7	.588

AWARDS IN 2012-13

Durand Scott

ACC Player of the Week Dec. 17

Shane Larkin

Bob Cousy Award nominee

SERIES INFORMATION

Overall	29-40
Games at Miami	24-11
Games at Tallahassee	5-27
Games on neutral courts	0-2
Current streak	Florida State won 1
Last meeting	3/9/12 - FSU 82-71
Larrañaga at UM vs. Florida State	1-2

DID YOU KNOW

The Hurricanes have made at least one trey in 817 of 821 games since the NCAA adopted the 3-point shot in 1986.

Miami has held 674 of its last 675 opponents to less than 100 points. UNC was the last team to score 100+, defeating UM 105-64 on Jan. 31, 2007.

Miami boasts five players 6-foot-10 or taller, and five players at 6-6 or 6-5.

27 of 28 Miami Hurricane basketball players have graduated from UM during the last eight years.

Miami basketball ranks 80th-90th percentile in NCAA men's basketball with a 980 APR (academic progress rate).

In 2008 & 2009, Jack McClinton was named first team All-ACC & named to the ACC's All-Academic Team.

Six-time NBA All Star Amar'e Stoudemire recently enrolled at UM and is taking classes to earn his bachelor's degree.

Shane Larkin was named to the ACC All-Freshman Team in 2011-12.

Coach L led the George Mason Patriots to the Final Four with big wins over some of basketball's elite teams such as Michigan State, UNC, and UConn. He was the first coach to take a mid-major to a Final Four in 27 years when his team advanced in 2006.

Miami is one of only three schools in the country sponsored by Nike's Lebron brand.

The Canes have averaged 20+ wins in each of the last five seasons.

Coach L became the first Miami Coach to win 20 games in his first season at The U.

Over 90 percent of Miami Hurricane basketball games were televised last season, including every ACC contest.

Five of the last 12 National Championship teams have been from the ACC.

Three Canes earned all-ACC honors last season, Shane Larkin (freshman), Kenny Kadji, (third) Durand Scott (H.M.).

Summer at the U include competitive pickup games and workouts alongside such players as Carlos Boozer, Chris Bosh, Kevin Durant, Kyrie Irving, Joe Johnson, Chris Paul, and Lebron James.

Former Cane Rick Barry was named one of the Greatest Players in NBA History.

Miami native and former Cane James Jones won the 2010-2011 NBA All-Star Weekend 3-Point Contest and the NBA Championship in the 2011-2012 season.

UM is in its ninth season in the ACC.

UM has played in the postseason 13 of the past 18 years, five of which were in the NCAA Tournament.

The Hurricanes have advanced to the postseason six times in eight seasons, with five NIT appearances and one NCAA appearance.

In 14 years at George Mason, Larrañaga led the Patriots to five NCAA Tournament appearances (2011, 2008, 2006, 2001, 1999), including the 2006 Final Four.

MIAMI DURING THE CURRENT 6-GAME WINNING STREAK

- The Canes have won three road games, all against ACC opponents. Miami has outrebounded all six opponents, posting a +3.7 margin.
- UM has trailed at the half in three games, including being down by six points vs. La Salle and by two points at UNC and BC.
- Miami has outshot its opponents 44.7 percent to 35.3 percent from the field.
- UM has made 2.0 more 3-pointers (7.5-5.5) per game.
- The Canes have posted 7.2 steals and 5.8 blocks per game, compared to 5.8 spg and 3.0 bpg by the opponents.
- Miami has outscored its opponents 230-184 in the second half.
- Four players are averaging at least 10 points and five Canes have at least 4.2 rebounds per night.
- Kenny Kadji leads the way with 15.5 points and 8.3 rebounds.

CANES DEFEND HOME COURT

The Hurricanes are 8-0 at the BankUnited Center in 2012-13 and are 115-47 overall in the BUC. The Hurricanes have notched double-digit home wins at the BankUnited in five-straight seasons and eight times in nine full seasons calling the arena home.

HOME COURT ADVANTAGE

Miami has shot better than 45 percent from the field in seven of its eight home games, shooting a season-high 59.0 percent vs. Jacksonville. The Canes shot 56.9 percent against No. 1 Duke, hitting 58.6 percent in the first half and 55.2 percent in the second. Miami was consistent vs. Detroit hitting 14-27 shots (51.9 %) in both the first and second halves. The Canes have shot better than 60 percent in two home second halves, with 63.6 percent vs. SU and 62.5 percent vs. JU.

CANES AT HOME IN THE ACC

Miami is on a five-game home ACC winning streak, dating back to last season. The Canes have defeated Wake Forest, Florida State, Boston College, Maryland and Duke at the BankUnited Center in that span. Miami's last home ACC loss was Feb. 15, 2012, when North Carolina defeated the Canes 73-64. Coach L is 13-7 overall in ACC play at Miami, including 7-2 at home and 6-5 on the road. Miami was 6-2 at the BUC in league play last year.

MIAMI QUICK HITS

- Coach L is 14-7 overall in ACC play at Miami, including 8-2 at home and 6-5 on the road. At Miami, he is 14-7 in ACC regular season games, 1-1 in the ACC Tournament and 1-1 in the NIT. His head coaching career also includes a 14 years at George Mason (1997-2011), an 11-year stint at Bowling Green (1987-97) and two seasons at American International (1977-79).
- The Canes defense is holding opponents to less than 60 points per game this season. Miami has held 11 teams to less than 60 points this season, including six of the last seven opponents (Duke scored

63). In Larrañaga's two-year tenure, UM has held 23 teams to less than 60 ppg.

- Miami averages 69 points per game and about 64 possessions per game.
- Miami has trailed in 11 of its 14 wins, including an 11-point deficit against La Salle late in the first half.
- Miami trailed Boston College by the game-high seven points with 7:07 remaining in the game.
- Miami has outscored its opponents 504-428 in the paint, topping out at 42 against both Stetson and Detroit.
- Miami's bench has only scored 168 points this season, and only 83 points since Julian Gamble moved into the starting lineup eight games ago against Hawai'i. Rion Brown notched 26 of those 73 bench points at Georgia Tech. Opponents reserves are outscoring Miami's 295-168.
- Miami has made more 3-pointers than its opponent in nine of 17 games this season. In 2011-12, UM tied or hit more from distance in 26 of 33 games.
- Miami has shot better than 45 percent from the floor in 18 halves this season and overall in 11 games.
- Only 13 opponents - two this season - have shot 45 percent or better from the floor against UM since Jim Larrañaga became the head coach.
- Miami has held 23 opponents (7 ACC) to less than 60 points since Larrañaga arrived.
- The Canes have held 31 opponents to less than 41 percent from the field under Coach L, including 13 of 17 this season. This season three opponents have not shot 30 percent, including No. 1 Duke.

TOP ATTENDANCES AT THE BANKUNITED CENTER

Date	Opponent	Total
01/23/13	Duke	7,972
02/13/11	Duke	7,972
02/26/12	Florida State	7,261
02/15/09	North Carolina	7,200
01/31/10	Virginia Tech	7,189
02/15/12	North Carolina	7,071
Opening night		
01/04/03	North Carolina	6,826

CANES NUMBERS AGAINST RANKED TEAMS

In three games against ranked teams, Miami is 2-1 with wins over No. 13/14 Michigan State and No. 1 Duke and a loss to No. 4/5 Arizona. In those three games, Durand Scott is averaging 18.3 points, 5.3 rebounds and 2.3 assists per game while shooting 54.3 percent from the floor and 55.6 percent from distance. Kenny Kadji is right behind with 15.0 points, 4.3 rebounds and 1.3 blocks while shooting 62.5 percent from the field. Shane Larkin is averaging 14.3 points, 4.3 rebounds, 3.3 assists and 3.7 steals while shooting 51.5 percent from the field and 43.8 from distance.

Miami vs. No. 1 Teams

Vs. Teams ranked No. 1 by either AP or USA TODAY	1-6
Vs. No. 1 under Coach L	1-0

Coach L vs. No. 1 Teams 1-0

Coach Larrañaga had never played a No. 1 team, but did defeat No. 1 seed UConn in 2006 in the Elite 8 of the NCAA Tournament.

Miami vs. No. 1 Teams

2/15/68	at Houston (#1 AP)	L	106-64
12/6/86	at North Carolina (#1 AP)	L	127-77
12/10/88	Duke (#1 AP)	L	117-102
1/10/90	Kansas (#1 AP)	L	100-73
1/20/99	Connecticut (#1 AP, #1 USAT)	L	70-68
1/2/11	at Duke (#1 AP/#1 USAT)	L	74-63
1/23/13	vs. Duke (#1 AP/#1 USAT)	W	90-63

Prior to the Jan. 23 Game vs. Duke, The Last Time....

Miami defeated a No. 1 opponent	Never
Miami defeated a Top 5 opponent	Feb. 5, 2012
	at No. 7/5 Duke - W (OT), 78-74

Miami vs. Top 5 Teams

Vs. Top 5 opponents	5-35
Vs. Top 5 under Coach L	2-2

Four of Miami's five wins over Top 5 teams are against Duke. The fifth is UConn.

Canes in the Top 25 since Joining ACC (2004-05)

Week	AP	USA TODAY/ESPN
2007-08		
12/17/07	22 (274 pts)	22 (98 pts)
12/24/07	19 (443 pts)	19 (188 pts)
1/7/08	25 (85 pts)	RV (21pts-27)
1/14/08	21 (286 pts)	24 (84 pts)
2008-09		
Preseason	17 (570 pts)	16 (233 pts)
11/17/08	17 (591 pts)	16 (238 pts)
11/24/08	22 (272 pts)	21 (146 pts)
12/1/08	21 (309 pts)	22 (158 pts)
12/8/08	RV (63 pts-29th)	25 (69 pts)
2009-10		
1/11/10	23 (189 pts)	RV (8 pts-35th)
2012-13		
01/21/13	25 (93 pts)	RV (49 pts)

PLAYER TRENDS

RAPHAEL AKPEJIORI

- Played more than six minutes in five of his last seven outings after beginning the season only playing 11 minutes total in four games.
- Grabbed a rebound in all but three of his appearances.

RION BROWN

- Scored in double digits twice this year.
- Shot better than 43 percent from the field five times, including 81.8 percent (9-11) at Georgia Tech.
- Hit multiple 3-pointers three times.
- Dished out an assist 11 times and started the season with six-straight games with a handout.

JULIAN GAMBLE

- Opened the season a perfect 4-4 from the field in his first game back from knee surgery.
- In the 11 games he has started, is averaging 8.7 points, 6.7 rebounds and 2.2 blocks in 25.5 minutes. In the other six games, Gamble has posted 2.3 points, 1.7 rebounds and 0.3 blocks in 10.5 minutes.
- Recorded one double-double this season and missed his second with 11 points and nine rebounds against Indiana State.
- Scored in double digits four times.
- Made at least 40 percent of his shots from the field in 11 games.
- Grabbed at least five rebounds in nine games and in eight of the last nine outings.
- Has more or equal offensive rebounds than defensive rebounds in three games.
- Blocked a shot in seven straight games and 11 total games. He has recorded multiple blocks nine times.
- One of five Hurricanes to pull down double-digit rebounds in a game (Kadji, Johnson, Gamble, Scott, McKinney Jones).

TONYE JEKIRI

- Played at least seven minutes in 10 of his 15 games.
- Hit a free throw against Florida Gulf Coast for his first career point. He also grabbed his first two rebounds that night.
- Recorded his first field goal at UCF.
- Pulled down a rebound in 10 games, including five-straight appearances.

REGGIE JOHNSON

- Recorded four double-doubles in seven games played this season.
- Scored in double digits four times, including 22 in the season opener against Stetson.
- Grabbed at least nine rebounds in all but two games.
- Dished out an assist in six of seven games.
- Blocked a shot in five games, and recorded at least three blocked shots in three outings.
- One of five Hurricanes to pull down double-digit rebounds in a game (Kadji, Johnson, Gamble, Scott, McKinney Jones).

KENNY KADJI

- Recorded four double-doubles this season and missed a double-double by either one or two rebounds in three outings.
- Scored in double digits in eight straight games and in 14 games total.
- Shot better than 45 percent from the field in seven outings, and better than 40 percent from distance six times, including 3-of-3 vs. Charlotte.
- Hit multiple 3-pointers in seven games, and in four straight outings. He has hit a three in all but four games.
- Grabbed at least five rebounds in 14 games, including 11 of the last 12 outings. He has recorded more or equal offensive rebounds than defensive rebounds in four games.
- Dished out an assist nine times.
- Blocked a shot in all but two games and in seven-straight games. He has multiple blocks in nine games and at least three in three outings.
- One of five Hurricanes to pull down double-digit rebounds in a game (Kadji, Johnson, Gamble, Scott, McKinney Jones).

SHANE LARKIN

- Has a steal in every game but the season opener, and has multiple steals in 11 games, including four of the last five.
- Dished out three or more assists in 13 games, five or more eight times.
- Even as a point guard, Shane Larkin has grabbed at least four rebounds in 11 games.
- Recorded a 3-pointer in all but two games and multiple threes in eight games.
- Shot 50 percent for better from the field in eight games.
- 11-of-12 at the free throw line in the final two minutes of games this season. He was 16-17 last season in that late-game situation.

TREY MCKINNEY JONES

- Scored in double digits in three straight games and in 10 total games.
- Shot better than 45 percent from the field in eight games and better than 32 percent from distance in 10 outings.
- Hit multiple 3-pointers in seven games.
- Leads the team with his 85.7 percent clip at the free throw line. He has been perfect from the line in nine outings, topped with 7-of-7 at Hawai'i and 6-of-6 vs. Jacksonville.
- Perfect 12-of-12 at the FT line in the final two minutes of games this season.
- One of five Hurricanes to pull down double-digit rebounds in a game (Kadji, Johnson, Gamble, Scott, McKinney Jones).
- Grabbed at least four rebounds in 10 outings.
- Dished out an assist in all but two games, multiple assists in nine games and set a career high mark of seven against Maryland.

DURAND SCOTT

- Has scored 10 or more points in 73 of his last 88 games and his 1,421 career points is tops among active ACC players.
- Is 6-of-6 at the FT line in the final two minutes of games this season, including 4-4 at Boston College. He was 19-22 as a junior, 31-41 as a sophomore and 12-21 as a rookie.
- Shot 50 percent for better from the field in seven games.
- Hit multiple free throws in nine games.
- At least three assists in eight games and at least four in seven outings.
- Recorded multiple steals in 10 games, including five straight.
- Started the season with eight of nine games scoring 15 points or more.
- One of five Hurricanes to pull down double-digit rebounds in a game (Kadji, Johnson, Gamble, Scott, McKinney Jones).

ERIK SWOOPE

- Played at least five minutes in seven of his 13 games.
- When Swoope scores in a game, he notches at least three points.
- Grabbed four rebounds three times this season and has pulled down at least one rebound in six of 13 outings.
- Perfect 3-of-3 from the field against Jacksonville, scoring seven points in 16 minutes.
- Hit his only three-point attempt, which was at UCF.

CANES IN THE NCAA TOURNAMENT

Season	Coach	Overall	Conf.	Record
1959-60	Bruce Hale	23-4		0-1
1997-98	Leonard Hamilton	18-10	11-7	0-1
1998-99	Leonard Hamilton	23-7	15-3	1-1
1999-00	Leonard Hamilton	23-11	13-3	2-1
2001-02	Perry Clark	24-8	10-6	0-1
2007-08	Frank Haith	23-11	8-8	1-1

20-WIN SEASONS AT MIAMI

Season	Coach	Overall	Conf.	W-L	Postseason
1946-47	Hart Morris	20-7			
1959-60	Bruce Hale	23-4			NCAA
1960-61	Bruce Hale	20-7			NIT
1962-63	Bruce Hale	23-5			NIT
1963-64	Bruce Hale	20-7			NIT
1964-65	Bruce Hale	22-4			
1998-99	Leonard Hamilton	23-7	BIG EAST	15-3	NCAA
1999-00	Leonard Hamilton	23-11	BIG EAST	13-3	NCAA
2001-02	Perry Clark	24-8	BIG EAST	10-6	NCAA
2007-08	Frank Haith	23-11	ACC	8-8	NCAA
2009-10	Frank Haith	20-13	ACC	4-12	
2010-11	Frank Haith	21-15	ACC	6-10	NIT
2011-12	Jim Larrañaga	20-13	ACC	9-7	NIT

FIRSTS UNDER JIM LARRAÑAGA

First game: Nov. 11, 2011 vs. Tennessee Tech. W, 69-58.
 First starting lineup: Malcolm Grant, Durand Scott, Garrius Adams, Erik Swoope, Kenny Kadji.
 First opening tip: Miami – Kenny Kadji.
 First UM FG: 18:38, Durand Scott, 3-pointer.
 First lead: 18:38, 3-0.
 First halftime score: Tennessee Tech 32, Miami 27.
 First win: Nov. 11, 2011. Miami 69, Tennessee Tech 58.
 Attendance at first game: 3,600.
 First loss: Nov. 25, 2011 at Ole Miss, 64-61 (OT).
 First road win: Dec. 22, 2011 at Charlotte, 76-61.
 First ACC game: Jan. 7, 2012 at Virginia, L, 52-51.
 First ACC win: Jan. 18, 2012 vs. Clemson, 76-73.

JIM LARRAÑAGA = PROGRAM CHANGER
 In Coach L's 14 Seasons at George Mason ...

- .626 winning percentage
- 13 straight winning seasons
- A Final Four appearance
- 5 trips to the NCAA tournament
- 9 postseason appearances
- First national ranking
- First appearance in Top 10
- First wins over Top 10 teams
- Winningest coach in league history

Seven Seasons before Coach L at GMU...

- .340 winning percentage
- 7 straight losing seasons
- 0 postseason appearances
- Worst team in the CAA

WEIGHT ROOM GAINS

UM has made great strides in the weight room since the arrival of Coach Jim Larrañaga and strength & conditioning coach Jim Krumpos. When Krumpos first arrived at Miami in the spring of 2011, the team bench pressed an average of 231 pounds. By the fall of 2011, that number jumped to 257 lbs, and in the fall of 2012, the Canes are benching 270. In the vertical jump, the players averaged 32.4 inches in the spring of 2011, 34.4 inches in the fall of 2011 and are now at 35 inches. The team also averages 270 lbs. in the front squat. Some impressive individual numbers include: Bishop Daniels gained six inches on his vertical jump; Kenny Kadji lost 20 pounds and gained strength; Erik Swoope benches 340 pounds.

MIAMI'S 2012-13 RECORD WHEN...

Record	Overall	ACC
All games	14-3	5-0
Home	8-0	2-0
Away	5-1	3-0
Neutral	1-2	

November	4-1	
December	4-2	
January	6-0	5-0
February		
March		
April		

Vs. Top 10 opponents	1-1
Vs. Top 25 opponents	2-1
Vs. RV opponents	2-0
Vs. teams over .500 on game day	12-1
Vs. teams under .500 on game day	0-1
Vs. teams at .500 on game day	2-0
While UM is in the top 25	1-0
While UM is RV (only)	6-2
In overtime games	0-1

Leading at halftime	9-1
Trailing at halftime	4-2
Tied at halftime	1-0
Single overtime	0-1
Double overtime	--
Leading with 2:00 left in regulation	13-1
Trailing with 2:00 left in regulation	1-2
Tied with 2:00 left in regulation	--

UM shoots 50% or better from field	4-0
UM shoots 40-49% from field	9-0
UM shoots under 40% from field	1-3
Opp. shoots 50% or better from field	--
Opp. shoots 40-49% from field	5-2
Opp. shoots under 40% from field	8-1
UM shoots 70% or better from the line	5-0
UM shoots less than 70% from the line	8-3

UM has more 3-point FGs	8-1
UM has fewer 3-point FGs	6-2
3-point FGs are even	--

Four or more Canes in double figures	9-0
Three Canes score in double figures	4-2
Two or less Canes score in double figures	1-1

UM outrebounds opponent	10-1
Opp. outrebounds UM	4-2
Tied in rebounds	--
UM records 10 or more steals	2-1
UM records 15 or more assists	4-0
UM commits less than 15 turnovers	12-2
UM commits 15 or more turnovers	2-1
UM commits less turnovers than opp.	6-3
UM commits more turnovers than opp.	6-0
Tied in turnovers	2-0

UM scores 59 points or less	1-3
UM scores between 60-69 points	4-0
UM scores between 70-79 points	7-0
UM scores between 80-89 points	1-0
UM scores between 90-99 points	1-0
UM scores 100 or more points	--

Playing during the afternoon	3-1
Playing in the evening (5 p.m. or later)	11-2
Games decided by three points or less	1-1
Games decided by four to 10 points	4-0
Games decided by 11-20 points	6-2
Games decided by more than 20 points	3-0

HOLDING OPPONENTS TO LESS THAN 50 PERCENT

Miami has not allowed an opponent to shoot better than 50.0 percent from the field this season. Florida Gulf Coast hit 25-51 for an opponent high of 49.0 percent. Miami has hit more than half of their shots four time, including 59.0 percent vs. Jacksonville and 56.9 percent vs. No. 1 Duke.

CANES NOTCH 90 POINTS AGAINST DUKE

Miami's 90 points scored against Duke are the most by the Canes this season. UM last scored 90 in the 90-86 double overtime win over Maryland last year on Feb. 1. The last time the Canes racked up more than 90 points in regulation was the 99-89 win over UNCG on Jan 2, 2012.

SCOTT GETS HOT AGAINST DUKE

Durand Scott scored 15 points in 18 first-half minutes against No. 1 Duke, hitting 6-of-8 from the field and 2-of-3 from 3-point line. He also had a pair of assists and a steal. For the game, Scott scored 25 points on 9-of-14 shooting and hit a trio of 3-pointers.

SHANE LARKIN'S STAT LINE AGAINST NO. 1 DUKE

Shane Larkin notched his first career double-double with 18 points (8-of-14) and 10 rebounds. He added five assists and a steal in 36 minutes. Larkin is the first player with 18+ pts, 10+ reb, 5+ ast in win vs No. 1 team since Dwyane Wade in 2003 regional final vs Kentucky.

WRAPPING UP NO. 25 MIAMI VS. NO. 1 DUKE

• After trailing 14-13 with 10:19 left in the first half, Miami held Duke without a field goal for 8:13 in the first half and went on a 25-1 run in the first half, then extended it to 36-5 until the 18:25 mark in the second stanza.
 • Miami's 34-point lead with 1:40 left in the game is UM's largest lead of the season. UM trailed by three with 19:47 left in the first, and last trailed with 10:19 left in the first, after Quinn Cook hit a three to put Duke up by one. A 3-pointer by Durand Scott at 9:42 gave Miami the lead for good. UM's 23-point halftime lead is the largest of the year.

• Miami held Duke to 29.7 percent shooting from the field, the lowest since Indiana State shot 27.0 percent on Dec. 25.
 • UM shot 50 percent in both halves (58.6 & 55.2) against Duke, the first time since shooting 51.9 percent in both halves against Detroit.
 • Durand Scott notched 25 points and Kenny Kadji racked up 22 in the win over Duke, the first time two Canes scored 20 points in the same game since Malcolm Grant (23) and Reggie Johnson(20) each notched 20 points at NC State on Jan. 23, 2011.
 • Miami held Seth Curry, Quinn Cook and Tyler Thornton to 1-29 shooting. Add Mason Plumlee to the mix and those four players were held to 6-44 (13.6%).

• Miami held Duke to 29.7 percent shooting from the field and 17.4 percent from distance, hitting only four. Prior to the game Duke led the ACC in three-point percentage (.422) and three-point field goals per game (7.8 3pg.).
 • UM held Seth Curry scoreless, as he shot 0-10 from the field including 0-5 from distance. Curry entered the game with 20 or more points in three of Duke's four ACC games. In league play, he was second in the ACC in scoring at 19.0 points per game while leading the ACC in three-point percentage (.571) and three-point field goals (4.0 3pg.). Curry averaged 12.7 points per game in his career versus Miami.

• The Canes racked up 14 assists while attacking the basket against Duke. Prior to the matchup, the Blue Devils had set a Coach K era record by limiting six opponents this season to under seven assists in a game. Duke was allowing just 8.5 assists per game. The Blue Devils had allowed 10 or fewer assists in a game 12 times this season

• Miami held two of Duke's top scorers significantly below their season 3-point shooting average. Seth Curry, who shoots 45.7 percent, was 0-5 from range and Quinn Cook hit 1-of-5 from long distance, despite hitting 40.7 percent on the season.

• With the Hurricanes' win, Duke's record when ranked No. 1 drops to 45-20 on the road, 51-21 against ranked opponents, 98-3 when the scoring margin is 20 or more points and 14-9 when Duke scores 60-69 points. When No. 1 under Coach K, Duke is 189-28, 40-18 on the road, 47-19 against ranked opponents, 90-3 when the scoring margin is 20 or more points and 12-7 when Duke scores 60-69 points.

MIAMI'S LARGEST IN 2012-13

Lead	34 vs. Duke, 1/23
Deficit	26 vs. Arizona, 12/23
Margin of Victory	31 vs. Charlotte, 12/14
Margin of Defeat	19 vs. Arizona, 12/23
Halftime Lead	23 vs. Duke, 1/23
Halftime Deficit	12 vs. Arizona, 12/23
Deficit in Win	11 vs. La Salle, 1/2
Halftime Deficit in Win	6 vs. La Salle, 1/2
Lead in Loss	10 at FGCU, 11/13
Halftime Lead in Loss	2 vs. Indiana State, 12/25

DOUBLE-DOUBLES in 2012-13

Julian Gamble			
12/22/12	vs. Hawai'i	16 p	13 r

Reggie Johnson

11/09/12	vs. Stetson	22 p	11 r
11/28/12	vs. Michigan St.	10 p	11 r
12/01/12	at UMass	19 p	13 r
12/18/12	at UCF	16 p	13 r

Kenny Kadji

11/09/12	vs. Stetson	12 p	12 r
11/24/12	vs. Detroit	14 p	11 r
01/02/13	vs. La Salle	14 p	11 r
01/05/13	at Georgia Tech	11 p	14 r

Shane Larkin

1/23/13	vs. Duke	18 p	10 r
---------	----------	------	------

Durand Scott

12/14/12	vs. Charlotte	16 p	12 r
----------	---------------	------	------

30-POINT GAMES IN 2012-13

30	Kenny Kadji	01/02/12	vs. UNCG
----	-------------	----------	----------

20-POINT GAMES

27	Shane Larkin	11/16/12	vs. Jacksonville
25	Durand Scott	01/23/13	vs. Duke
22	Kenny Kadji	01/23/13	vs. Duke
22	Reggie Johnson	11/09/12	vs. Stetson
22	Rion Brown	01/05/13	at Georgia Tech
20	Durand Scott	12/22/12	at Hawai'i

AT THE BANKUNITED CENTER (BUC)

Year	Season	Cumulative
2002-03*	4-5	
2003-04	10-8	14-13
2004-05	11-5	25-18
2005-06	11-5	36-23
2006-07	8-7	44-30
2007-08	14-2	58-32
2008-09	12-4	70-36
2009-10	12-4	82-40
2010-11	13-4	95-44
2011-12	12-3	107-47
2012-13	8-0	115-47

OVERALL ACC RECORD IN BUC 110-48

*Opening Day at the BankUnited Center
 Jan. 4, 2003 vs. North Carolina, W,OT 64-61

LED (TIED) THE TEAM IN....

	Points	Rebounds	Assists	Steals	Blocks
Akpejori	-	-	-	-	-
Daniels	-	-	-	1 (1)	-
Brown	1	1	-	-	(1)
Gamble	-	2 (1)	-	(1)	3 (3)
Jekiri	-	-	-	-	1
Johnson	2	4	-	-	3
Kadji	5	4 (2)	-	1 (1)	5 (5)
Larkin	2 (2)	1 (1)	10 (3)	3 (8)	-
McKinney Jones	1	1	1	2 (1)	-
Scott	4 (2)	1 (1)	3 (2)	2 (5)	-
Swoope	-	-	-	-	(1)

MBB INKS BURNETT AND REED TO NLI

Jim Larrañaga has announced the signing of Deandre Burnett and Davon Reed to National Letters of Intent, on Nov. 20.

Burnett is a 2012 Parade All-American, one of only two players from the state of Florida and one of five Atlantic Coast Conference recruits to earn the honor. Originally from Florida, Burnett is currently attending Massanutten Military Academy (Va.).

At 6-1, 190 pounds, the shooting guard averaged 36.2 points, six rebounds and four assists per game as a senior at Carol City High School in Miami Gardens, Fla. The fourth leading scorer in the nation notched 45 points three times in his final prep season, earning first team Miami-Dade County honors as a junior while leading the Chiefs to an 18-4 record. He has averaged more than 20 points per game since his sophomore campaign.

Burnett played AAU ball for Team U and is touted for his ability to attack the basket in transition, score through contact and pressure the ball full court.

Burnett chose Miami over offers from Virginia, Mississippi, South Carolina, La Salle, FAU, Georgia Southern, FIU and Stetson. He is Larrañaga's third signee from the state of Florida, joining current Hurricanes sophomore Shane Larkin (Dr. Phillips) and freshman Tonye Jekiri (Champagnat).

Reed, a native of Princeton, N.J., is a four-star swingman listed as a Top 100 player (No. 97) by Rivals.com and No. 78 in the Class of 2013 by ESPN. He is the third-best talent in New Jersey and 18th best nationally at the shooting guard position, according to ESPN.com and Rivals ranks him as 24th among shooting guards.

He is a 6-6, 195-pound guard who averaged 27 points and nine rebounds per game for Princeton Day School (N.J.) last season. He enters his senior season with 1,473 points in 78 career games, an 18.9 ppg clip.

He is a multidimensional, athletic player who can handle the ball, has a solid shot and can defend the perimeter. He can play the 2 or the 3, and can defend the 1, 2 or 3 positions.

This summer, Reed participated in the Kevin Durant Skills Academy and played the AAU circuit with Team Final from New Jersey.

Reed chose Miami over offers from Wake Forest, Cincinnati, Xavier and Memphis, among others.

ACC COACHES TELECONFERENCE

The 12 ACC head basket-ball coaches will be featured on nine Monday teleconferences during the 2012-13 season. The season's first teleconference will take place on Jan. 7, 2013, and continue through March 11. Each coach will have 10 minutes to make an opening statement and answer questions. There will be an instant replay of each teleconference on the Conference's internet site TheACC.com each Monday afternoon.

Jeff Bzdelik, Wake Forest	10:30
James Johnson, Virginia Tech	10:40
Tony Bennett, Virginia	10:50
Mark Gottfried, NC State	11:00
Roy Williams, North Carolina	11:10
Jim Larrañaga, Miami	11:20
Mark Turgeon, Maryland	11:30
Brian Gregory, Georgia Tech	11:40
Leonard Hamilton, Florida State	11:50
Mike Krzyzewski, Duke	12:00
Brad Brownell, Clemson	12:10
Steve Donahue, Boston College	12:20
Media Phone Number:	913-312-0641

SCOTT TOPS 1,400 CAREER POINTS

With 25 points against No. 1 Duke, Durand Scott has now scored 1,421 points and grabbed 510 rebounds in 113 games for the Canes. With four more points, he will become one of just 12 Hurricanes to score 1,400 career points at Miami.

WHO SCORED FIRST?

Miami is 4-0 when Kenny Kadji is the first Cane to score, and 3-0 when Durand Scott scores Miami's first points in the game. UM is 2-0 after Rion Brown or Shane Larkin score first, 1-1 with Trey McKinney Jones and 2-2 with Julian Gamble.

SCOTT IN THE CLUTCH

Durand Scott has led the team in scoring in the final five minutes of a game for the past three seasons, and is second this year with 2.4 points per game, behind Trey McKinney Jones' 2.8 ppg. As a rookie, Scott averaged 2.6 ppg in the final five minutes of regulation, as a sophomore he improved to 2.9 ppg and set a career mark of 3.0 ppg his junior year.

LARRAÑAGA YEAR TWO

In just his second year with the Canes, Coach L has transformed the play of the Miami basketball program. After 17 games last year, Miami was 10-7 allowing a 42.6 percent opponent FG percentage and a 35.0 percent mark from distance. The Canes allowed 68.2 points per game and UM was being outrebounded 34.4-34.1. This season, Miami is allowing opponents a 36.9 percent clip from the field, 30.2 percent from distance, and just 58.7 points per game.

After five games in ACC play, the Canes were 2-3, compared to this season's 5-0 mark. In league play, UM has dropped its turnovers from 13.2 to 11.0 and forced opponents into 1.0 more each outing.

	'11-12	'12-13	'11-12 ACC	'12-13 ACC
Record	10-7	14-3	2-3	5-0
FG%	.443	.451	.443	.443
DFG%	.426	.369	.426	.349
3FG%	.362	.350	.311	.363
D3FG%	.350	.302	.297	.280
RPG	34.1	36.7	32.8	39.4
Opp RPG	34.4	35.4	34.4	36.4
APG	11.9	11.3	11.8	12.2
TPG	12.8	11.1	13.2	11.0
Opp TPG	12.9	12.6	10.6	11.6
PPG	71.4	68.6	64.0	66.8
Opp PPG	68.2	58.7	65.0	55.4

MIAMI OPENS ACC WITH 3-OF-4 ON THE ROAD

The Hurricanes are one of two league schools (also FSU) to start ACC play with three-of-four games on the road. Miami opened with wins at Georgia Tech, then at North Carolina, hosted Maryland, now hits the road for Boston College. Of the other 10 ACC schools, seven are split 2-2 home and away, while the other three (Clemson, Duke and Maryland) only hit the road once in their first four outings.

For the third-straight season, UM opened the ACC schedule with back-to-back games on the road. In 2011, Miami lost at Duke and Clemson, then in 2012 the Canes lost at both Virginia and UNC to start league play. This season Miami is already 1-0 with a win at Georgia Tech on Jan. 5.

TEAM EFFORT FROM THE CANES

Through 17 games, six players have led (or tied) for team highs in scoring, seven in rebounds, three in assists, five in steals and six in blocks. *See page 5 of the notes for a complete listing.*

CANES IN THE PROS

DeQuan Jones	Orlando Magic
James Jones	Miami Heat
John Salmons	Sacramento Kings
Adrian Thomas	Bakersfield Jam (D-League)
Brian Asbury	Cajasol Banca Cívica Sevilla (Spain)
Malcolm Grant	APOEL Nicosia B.C. (Cyprus)
Lance Hurdle	Wollongong Hawks (Australia)
Anthony King	Artland Dragons (Germany)

2012-13 Record Chasers

REBOUNDS, CAREER

1. Rick Barry, 1962-65	1,274
2. Willie Allen, 1968-71	916
3. Harry Manushaw, 1958-61	914
9. Ron Godfrey, 1958-61	767
10. Joe Wylie, 1988-91	758
11. Reggie Johnson, 2009-p	736

BLOCKED SHOTS, CAREER

1. Constantin Popa, 1991-95	263
2. Tim James, 1995-99	224
3. Anthony King, 2003-08	219
7. Elton Tyler, 1997-2000, 2001-02	114
8. Jimmy Graham, 2005-09	104
9. Reggie Johnson, 2009-p	103

POINTS SCORED (FG-FT), CAREER

1. Rick Barry, 1962-65 (816-666)	2,298
2. Eric Brown, 1985-89 (805-633)	2,270
3. Don Curnutt, 1967-70 (813-380)	2,006
12. Steven Edwards, 1992-96 (419-290)	1,393
13. Ron Godfrey, 1958-61 (518-348)	1,384
14. Durand Scott, 2009-p	1,421

ASSISTS, CAREER

1. Vernon Jennings, 1996-00	520
2. Kevin Norris, 1994-98	493
3. John Salmons, 1998-02	429
4. Kevin Presto, 1985-98	412
5. Thomas Hocker, 1987-90	384
6. Durand Scott, 2009-p	358

GAMES STARTED, CAREER

1. Darius Rice, 2000-04	113
2. Robert Hite, 2002-06	109
3. Kevin Norris, 1994-98	108
4. Durand Scott, 2009-p	107

STEALS, CAREER

1. Kevin Norris, 1994-98	208
2. Vernon Jennings, 1996-00	199
3. John Salmons, 1998-02	192
7. Kevin Presto, 1985-89	154
8. Durand Scott, 2009-p	142

STARTERS BY GAME

SU	Larkin	Brown	McKinney Jones	Kadji	Johnson
FGCU	Larkin	Brown	McKinney Jones	Kadji	Johnson
JU	Larkin	Brown	McKinney Jones	Kadji	Gamble
Detroit	Larkin	Scott	McKinney Jones	Kadji	Gamble
MSU	Larkin	Scott	McKinney Jones	Kadji	Johnson
UMass	Larkin	Scott	McKinney Jones	Kadji	Johnson
Charlotte	Larkin	Scott	McKinney Jones	Kadji	Johnson
UCF	Larkin	Scott	McKinney Jones	Kadji	Johnson
Hawai'i	Larkin	Scott	Brown	Kadji	Gamble
Arizona	Larkin	Scott	Brown	Kadji	Gamble
Ind. St.	Larkin	Scott	McKinney Jones	Kadji	Gamble
LaSalle	Larkin	Scott	McKinney Jones	Kadji	Gamble
Ga. Tech	Larkin	Scott	McKinney Jones	Kadji	Gamble
UNC	Larkin	Scott	McKinney Jones	Kadji	Gamble
MD	Larkin	Scott	McKinney Jones	Kadji	Gamble
BC	Larkin	Scott	McKinney Jones	Kadji	Gamble
Duke	Larkin	Scott	McKinney Jones	Kadji	Gamble
FSU					

RECORD BY STARTING LINEUP

Larkin, Brown, McKinney Jones, Kadji, Johnson	1-1
Larkin, Brown, McKinney Jones, Kadji, Gamble	1-0
Larkin, Scott, McKinney Jones, Kadji, Gamble	7-1
Larkin, Scott, McKinney Jones, Kadji, Johnson	4-0
Larkin, Scott, Brown, Kadji, Gamble	1-1

CANES IN THE POLLS

At No. 25, Miami is ranked in the AP Poll for the first time since Jan. 11, 2010, when the Canes were No. 23. UM has been listed in national polls seven weeks this season, as of Jan. 21. Miami was listed on both the AP and USA TODAY preseason polls for the first time since the 2008-09 season, when UM was ranked 17 and 16, respectively.

	AP Top 25	USA TODAY
Preseason	RV (8)	RV (2)
Nov. 12	RV (9)	--
Dec. 3	RV (7)	RV (5)
Dec. 10	RV (3)	--
Dec. 17	RV (3)	--
Jan. 14	RV (9)	RV (8)
Jan. 21	25	RV (49)

MIAMI VS. THE ACC IN THE COACH L ERA

Miami has defeated nine of their 11 ACC opponents in the Coach Larrañaga era, including four on their home court - Georgia Tech, Boston College, Duke and North Carolina.

In his first season at UM, Coach Larrañaga and the Canes defeated eight of their 11 ACC opponents at least once. Miami beat Boston College in both meetings, and downed five teams in their sole matchup - Clemson, Duke, Virginia Tech, Georgia Tech and Wake Forest. UM split games with Maryland and Florida State, but lost to North Carolina (twice), NC State (twice) and Virginia.

So far in year two, Miami is 5-0 in the ACC with road wins at Georgia Tech, UNC and Boston College.

MIAMI STARTS ACC PLAY WITH FOUR WINS

Miami has opened the 2012-13 ACC schedule with five wins for the first time since joining the league in 2004-05 and for the first time since the 1997-98 season, when UM was in the BIG EAST Conference. That year, Miami defeated Rutgers, Georgetown, Seton Hall, Pittsburgh and Connecticut to start the year 5-0, before losing three straight.

Miami has never started conference play 6-0, since joining a league in 1991. UM was independent until the 1991-92 season, when the Canes joined the BIG EAST.

Under Coach L, the team started 0-2 last season, but finished 9-7, good enough for a fourth-place tie in the league.

NUMBER OF GAMES POTENTIALLY MISSED BY THE CANES

Based on a 32-game schedule, this year Miami will be undermanned in potentially 103 games due to injuries and transfers. Durand Scott missed three games due to an NCAA withholding penalty, Reggie Johnson missed eight games with a thumb injury, while Garrius Adams missed the entire season (32 games) due to injuries. Two transfers, Bishop Daniels and Melvin Johnson, will miss 28 and 32 games, respectively.

Last season, Miami players missed 108 games due to injury or NCAA suspensions. The list of players missing time included starting center Reggie Johnson (nine games to injury, one to suspension),

forward DeQuan Jones (10 to suspension), starting guard Durand Scott (three to suspension), starting guard Malcolm Grant (two to a death in the family), guard Garrius Adams (14 to injury and knee surgery), and guard Rion Brown (two to illness). Even guard Shane Larkin missed the opener until the NCAA approved his eligibility. Veteran forward Julian Gamble (knee) and freshman guard Bishop Daniels (foot) sat out the entire year.

GAMBLE STEPS UP IN ABSENCE OF JOHNSON

Julian Gamble moved into the starting lineup in the absence of Reggie Johnson and is taking full advantage of the opportunity. In nine games since Dec. 22, Gamble has more than doubled his point production and increased his rebounds from less than two per game to 7.8 each night in the past nine games without Reggie Johnson.

A year ago, he didn't know if he'd be granted a sixth year of eligibility with the Canes. In his senior campaign, the native of Durham is posting career numbers, topping his junior year stats.

	First 8 games	Last 9	Junior Year
Minutes	13.0	26.7	15.2
Points	4.3	8.4	4.0
Rebounds	1.8	7.8	3.4
Blocks	0.6	2.4	0.8

RPI AND STRENGTH OF SCHEDULE

According to WarrenNolan.com as of Jan. 25, Miami's RPI is 3 and strength of schedule is 1. RealtimeRPI.com has UM with an RPI of 4 and SOS of 1. Since joining the ACC, Miami's best non-conference SOS was 112 and RPI was 39, both in in 2007-08.

	Non-conference schedule strength	RPI
	Collegiate Basketball News	NCAA.org
2011-12	117	71
2010-11	142	69
2009-10	345 (out of 347 teams)	95
2008-09	212	59
2007-08	112	39
2006-07	269	156
2005-06	151	72
2004-05	204	72

LARRAÑAGA EARNS 500th WIN

Head coach Jim Larrañaga is in his 29th season as a head coach, posted his 500th win at Georgia Tech on Jan. 5 in Atlanta. Entering the 2012-13 season, Coach L was tied for 20th on the list of winningest active Division-I head coaches. Currently 17 active D-I coaches have 500 wins.

ACC LEADERS DURAND SCOTT AND SHANE LARKIN

Durand Scott leads all returning ACC players with 1,421 career points, ahead of C.J. Harris (WF), Erick Green (VT), Michael Snaer (FSU), Scott Wood (NC State) and Travis McKie (WF). Scott is the only current ACC player to have averaged in double figures three times in his career. Scott is also third in points per game among active leaders with 12.5 career ppg.

Shane Larkin was fifth overall and tops among freshmen in the ACC in steals a year ago, and was fifth among freshmen in scoring with 7.4 ppg, trailing Ryan Anderson (BC), Dennis Clifford (BC), Nick Faust (MD), and Lonnie Jackson (BC). This season Larkin leads the ACC in steals and is eighth in assists.

UM'S OFFENSIVE OUTPUT

Four players - Durand Scott, Shane Larkin, Reggie Johnson and Kenny Kadji - are averaging double-digit points this season and one - Trey McKinney Jones - is at 9.8 ppg. When three or more Canes score in double digits, Miami is 10-2. In eight games this year, four or more Hurricanes have scored in double digits.

UM Communications

Assoc. AD for Communications Chris Freet
c.freet@miami.edu
MBB Contact Amy Woodruff
Assistant Director of Communications
Work/Cell (305) 284-3241 / (813) 410-1194
Email a.woodruff@miami.edu
Website www.HurricaneSports.com

2012-13 UM Quick Facts

Location	Coral Gables, Fla.
Stadium	BankUnited Center
Press Row	305-284-2111
Capacity	7,200
Enrollment	15,524
Founded	1925
Colors	Orange, Green, White
Nickname	Hurricanes
Mascot	Sebastian the Ibis
Conference	Atlantic Coast
President	Dr. Donna E. Shalala
Interim Director of Athletics	Blake James
Address	5821 San Amaro Drive Coral Gables, Fla. 33146

2011-12 Overall Record	20-13
Home/Away/Neutral	14-4/5-8/1-1
2011-12 ACC Record	9-7
2011-12 ACC Finish	T-4
Starters Returning / Lost	4/1
Lettermen Returning / Lost	10/2

Head Coach	Jim Larrañaga
Alma Mater	Providence, 1971
Record at UM	34-16 / second season
Overall Record	504-350 / 29th season

STAFF

Eric Konkol Wisconsin-Eau Claire, '00
Michael Huger Bowling Green, '94
Chris Caputo Westfield (Mass.) State, '02
Director of Operations Mike Murrey
Assoc. Director of Operations Jaime Vathielil
Athletic Trainer Wes Brown
Strength & Conditioning Coach Jim Krumpus

HISTORY

First Season of Basketball	1926
Overall All-Time Record	903-684
Year UM Joined ACC	2004-05
NCAA Appearances	Six
	1960, 1998, 1999, 2000, 2002, 2008
Last NCAA Appearance	L, 75-72
	Second Round vs. Texas, 2008
NIT Appearances	10
	1961, 1963, 1964, 1995, 1997, 2001, 2005, 2006, 2009, 2011
Last NIT Appearance	L, 79-64
	Quarterfinals vs. Alabama, 2011

COMMUNICATIONS POLICIES

All interview requests for assistant coaches or athletics department staff members must also be approved and cleared by the UM Communications office and/or basketball contact Amy Woodruff. Credential requests are taken via e-mail to Amy Woodruff (A.Woodruff@miami.edu). Any misuse of credentials will result in removal from the BankUnited Center and the permanent voiding of the credential. The UM locker room is closed at all times. For home games, Coach Larrañaga and a handful of Hurricane players will report to the media room for interviews following the opposing team's postgame press conference.

COACH L COACHING TREE

Jamie Angeli - assistant - Stetson women
Joe Barer - head coach in high school
Scott Cherry - head coach - High Point
Bill Courtney - head coach - Cornell
Kent Dernbach - assistant - University of Wisconsin Stephens Point
Brian Ellerbe - former head coach - Michigan. Now assistant - DePaul
Jerry Francis - former head coach - Prairie View. Now head coach - high school
Mike Gillian - head coach - Longwood
Stan Heath - head coach - University of South Florida
Marc Iavaroni - former head coach - Memphis Grizzlies. Now assistant - LA Clippers
James Johnson - head coach - Va. Tech
Derek Kellogg - head coach - UMass
Scott Lombardi - assistant - George Mason
Steve Merfeld - former head coach - Evansville. Now assistant - Creighton
Keith Noftz - former assistant - Central Michigan. Now head coach - high school
Jeff Schneider - former head coach - Cal Poly San Luis Obispo
Anthony Solomon - former head coach - St. Bonaventure. Now assistant - Notre Dame
Ricky Stokes - former head coach - Va. Tech
Jeff Westlund - assistant - Bethel
Ricky Yahn - assistant - Longwood

COMEBACK WINS AND SECOND HALF SCORING

Miami has been tied or trailing at halftime in five of its 13 wins this season. In those five games, Miami has outscored its opponents 211-154 in the second stanza. Through 16 games, UM has outscored its opponents 615-496 in the second half.

Against Stetson, the teams were tied at 34 at the break and the Canes were down by four vs. Michigan State, six vs. La Salle and two at North Carolina.

At UNC, the Canes posted a 17-9 run to end the game and secure the 68-59 victory at the Smith Center. Miami outscored La Salle and Georgia Tech 51-22 in the first 12 minutes of the second half. At Georgia Tech, Miami went on a 24-11 run after the half, and the Canes outscored La Salle 27-11 in the first 12 minutes after the break. Miami put together a 7-0 run midway through the second half against Stetson to put the game out of reach for the Hatters.

COACHING COORDINATORS FOR THE CANES

Miami's assistant coaching staff is set up in a coordinator system, with Eric Konkol as the offensive coordinator, Michael Huger manning the defense and Chris Caputo handling the scout for every opponent.

LARKIN IMPROVES IN YEAR TWO

Sophomore Shane Larkin has drastically improved his scoring in his second year with the Canes, averaging 12.5 ppg through 17 games. A season ago, he was only posting 7.4 points per night through 17 games.

Category 2011-12 (33g) '12-13 (16g)

Points	7.4	12.5
FG Percent	36.0	46.0
3-Point Field Goals	32	27
Assists	81	67
Rebounds	2.5	4.1
Minutes	25.6	36.1

KADJI DOUBLE-DOUBLES

Kenny Kadji has recorded four double-doubles this season, and has flirted with the mark on three other occasions. His double-doubles were against Stetson (12p, 12r), Detroit (14, 11), La Salle (14, 11) and Georgia Tech (11, 14). He came close in three road games, against FGCU (13, 8), UCF (10, 8) and North Carolina (18, 9).

SCOTT ACC PLAYER OF THE WEEK

Hurricanes guard Durand Scott was named the ACC Player of the Week (Dec. 17) following his double-double against Charlotte. With 16 points and 12 rebounds, Scott led Miami to a 77-46 win over previously undefeated Charlotte in the Hurricanes' lone game of the week. The Bronx, N.Y., senior was 5-of-8 from the floor (.625), including 2-of-3 from 3-point range, handed out four assists, swiped four steals and blocked one shot.

LARRAÑAGA AND OBAMA

In his three visits to the UM campus in the past year, President Barack Obama was greeted by Coach Larrañaga and attended each event. Larrañaga has met the President a dozen times, dating back to Coach L's tenure in Fairfax, Va., at George Mason. Larrañaga's son, John, also plays basketball with the President.

CANES & COACH L MAKE COMMITMENT

The University of Miami and Coach Jim Larrañaga have agreed to terms on a three-year contract extension that will run through April 30, 2019. Larrañaga's extension adds three years to his existing five-year contract which began in April 2011.

UM SETS GSR SCHOOL RECORD

The University of Miami recorded a department-wide school-record Graduation Success Rate (GSR) of 93 percent, according to the rates released by the NCAA. As a department, Miami's 93 percent GSR ranks fourth among ACC schools and is eighth overall among FBS schools. Overall, the University of Miami athletic department has improved from 77 to 93 percent from 2005 to 2012, a year after UM student-athletes posted a then-record 89 percent GSR in 2011. UM has exceeded the NCAA average GSR in each of the last eight years. The men's basketball team's rate is 87.

DEQUAN JONES STARTS FOR ORLANDO

Former Miami Hurricane DeQuan Jones was signed as a free agent on Sept. 29, 2012, making the Orlando Magic's 15-man opening night roster. He started the first two games of the season, and since then has played in 21 total games, starting six, missing some time due to a groin injury. He is averaging 2.6 ppg, 1.8 rpg, 0.3 bpg while shooting 40.0 percent in 9.9 mpg. As a senior in 2011-12, he averaged 5.9 points, 3.6 rebounds and 17.3 minutes in 23 games for UM. He participated in the 24th annual State Farm College Slam Dunk & 3-Point Championships at the Final Four, advancing to the semifinals of the slam dunk contest.

GRANT SIGNS WITH CYPRUS

After three years spent competing in orange and green, former Cane Malcolm Grant switched to purple and yellow this season, signing with APOEL Nicosia B.C. of the Cypriot First Division A. Grant totaled 1,185 points in his career. He made a 3-pointer in 35-straight games from Dec. 30, 2009-Jan. 7, 2012, tying the UM school record with former Cane Jack McClinton. The 35 also is the 11th-best in ACC history, tying Grant with J.J. Redick (Duke) and McClinton.

2011-12 IN REVIEW

In 2012-13, Larrañaga and his staff began their second year at the helm in Coral Gables. Having posted a 20-13 record and an appearance in the NIT (second round) in his first campaign, Larrañaga was the first Canes coach to open his UM career with 20 wins. Miami finished the season tied for fourth in the Atlantic Coast Conference, a program-best, and registered Miami's first winning record in the ACC (9-7).

CANE HOOPER NAMED TO PRO BOWL

Former Cane hooper Jimmy Graham (2005-09) was one of five New Orleans Saints to be named to the 2012 NFL Pro Bowl. As of Jan. 7, 2013, Graham has 982 yards from 85 receptions and nine touchdowns this season.

At Miami, Graham played basketball from 2005-2009, graduated with a double major in marketing and management, then joined the 2009 football team while taking graduate classes. That season he totaled 17 receptions for 213 yards and five touchdowns. Graham averaged 4.2 ppg, shooting 49.5 percent from the field, and 4.2 rpg in 120 games in his four years with Miami men's basketball.

MIAMI IS A TOP ACADEMIC INSTITUTION

Already the top academic institution in the state of Florida and a world-renowned research institution, the University of Miami and its Department of Athletics are building upon its reputation for developing world-class students. In the 2012 edition of the U.S. News & World Report's annual issue, the University of Miami rose to number 44. UM remains the highest ranked school in the state of Florida.

CELTICS & LINSANITY ASSOCIATED WITH COACH L

Coach Jim Larrañaga's son, Jay, was hired by the Boston Celtics as an assistant coach for the 2012-13 season. Jay was previously the head coach of the Erie Bayhawks, the Knicks' Developmental League team where Jeremy Lin played one game before being sent to New York City. In that one game, Lin delivered the single-best performance by an Erie player this season notching the team's only triple-double thus far, scoring 28 points, dishing out 12 assists and grabbing 11 rebounds in the BayHawks' 122-113 win over Maine.

THREE CANES ON ALL-ACC TEAMS

Three Miami players — Kenny Kadji, Durand Scott and Shane Larkin — earned 2011-12 All-Atlantic Coast Conference honors, as announced by the ACC. Kadji was selected to the All-ACC Third Team, Durand Scott was voted an honorable mention performer and Larkin earned a spot on the ACC All-Freshman Team.

GAMBLE GRANTED SIXTH YEAR

Forward Julian Gamble was granted a clock extension by the NCAA, after being sidelined last season due to tearing the ACL in his left leg in August. Gamble started 13 games in 2010-11 and averaged 3.8 points, 4.0 rebounds and 0.8 blocks per game.

In his three-season career, Gamble has played in 93 games, averaging 3.4 points, 3.0 rebounds and 0.7 blocks per game.

BANKUNITED CENTER

Opened in 2003, the BankUnited Center, which seats 7,200 fans for basketball games, is located on the University of Miami's beautiful Coral Gables campus. The venue also hosts concerts, trade shows, lecture series and sporting events, in addition to serving as the home to the Hurricanes' men's and women's basketball teams.

8 GAMES (6-2) WITHOUT REGGIE JOHNSON

##	Player	gp-gs	min	avg	fg-fga	fg%	3fg-fga	3fg%	ft-fta	ft%	off	def	tot	avg	pf	dq	a	to	blk	stl	pts	avg
35	Kenny Kadji	8-8	263	32.9	42-94	.447	10-29	.345	17-32	.531	12	49	61	7.6	19	0	6	13	15	5	111	13.9
01	Durand Scott	8-8	282	35.2	35-88	.398	9-33	.273	22-30	.733	4	21	25	3.1	19	1	19	19	0	17	101	12.6
00	Shane Larkin	8-8	295	36.9	28-80	.350	10-32	.313	11-14	.786	4	26	30	3.8	7	0	29	12	1	21	77	9.6
45	Julian Gamble	8-8	216	27.0	31-56	.554	0-0	.000	9-19	.474	24	36	60	7.5	25	2	1	5	18	4	71	8.9
04	Trey McKinney Jones	8-6	237	29.6	19-54	.352	10-26	.385	20-25	.800	4	34	38	4.8	11	0	16	12	1	6	68	8.5
15	Rion Brown	8-2	179	22.4	22-58	.379	8-32	.250	1-3	.333	3	6	9	1.1	9	0	3	4	0	5	53	6.6
10	Raphael Akpejori	8-0	60	7.5	4-10	.400	0-0	.000	1-2	.500	6	10	16	2.0	6	0	0	2	1	2	9	1.1
21	Erik Swoope	6-0	49	8.2	1-3	.333	0-0	.000	2-8	.250	3	6	9	1.5	6	0	1	2	0	1	4	0.7
23	Tonye Jekiri	8-0	42	5.3	1-3	.333	0-0	.000	2-2	1.000	6	5	11	1.4	6	0	2	2	2	2	4	0.5
03	Steve Sorenson	1-0	1	1.0	0-0	.000	0-0	.000	0-1	.000	0	0	0	0.0	0	0	0	0	0	0	0	0.0
12	Justin Heller	1-0	1	1.0	0-0	.000	0-0	.000	0-0	.000	0	0	0	0.0	0	0	0	0	0	0	0	0.0
Team											10	17	27					3				
Total.....		8	1625		183-446	.410	47-152	.309	85-136	.625	76	210	286	35.8	108	3	77	74	38	63	498	62.2
Opponents.....		8	1625		166-447	.371	51-155	.329	74-111	.667	85	215	300	37.5	123	1	89	100	22	40	457	57.1

LAST 10 GAMES (8-2)

##	Player	gp-gs	min	avg	fg-fga	fg%	3fg-fga	3fg%	ft-fta	ft%	off	def	tot	avg	pf	dq	a	to	blk	stl	pts	avg
35	Kenny Kadji	10-10	313	31.3	55-117	.470	13-37	.351	20-38	.526	17	58	75	7.5	24	0	7	20	18	8	143	14.3
01	Durand Scott	10-10	348	34.8	51-113	.451	14-40	.350	27-38	.711	5	30	35	3.5	27	2	27	22	0	20	143	14.3
00	Shane Larkin	10-10	367	36.7	41-104	.394	13-40	.325	11-15	.733	6	39	45	4.5	11	0	40	16	1	24	106	10.6
42	Reggie Johnson	2-1	43	21.5	5-10	.500	1-2	.500	7-8	.875	5	13	18	9.0	4	0	1	3	1	1	18	9.0
04	Trey McKinney Jones	10-8	295	29.5	24-67	.358	14-34	.412	22-27	.815	5	41	46	4.6	17	0	20	14	1	7	84	8.4
45	Julian Gamble	10-9	251	25.1	33-60	.550	0-0	.000	10-25	.400	27	43	70	7.0	28	2	1	8	22	6	76	7.6
15	Rion Brown	10-2	218	21.8	26-67	.388	8-37	.216	3-5	.600	3	6	9	0.9	12	0	6	7	0	5	63	6.3
21	Erik Swoope	8-0	59	7.4	2-4	.500	1-1	1.000	3-10	.300	3	6	9	1.1	6	0	1	2	1	1	8	1.0
23	Tonye Jekiri	10-0	62	6.2	3-9	.333	0-0	.000	3-5	.600	9	6	15	1.5	10	0	2	2	3	3	9	0.9
10	Raphael Akpejori	10-0	63	6.3	4-10	.400	0-0	.000	1-2	.500	6	12	18	1.8	6	0	0	2	1	2	9	0.9
03	Steve Sorenson	2-0	3	1.5	0-0	.000	0-0	.000	1-3	.333	0	0	0	0.0	0	0	0	1	0	0	1	0.5
12	Justin Heller	3-0	3	1.0	0-1	.000	0-0	.000	0-0	.000	0	0	0	0.0	1	0	1	1	0	0	0	0.0
Team											10	24	34					3				
Total.....		10	2025		244-562	.434	64-191	.335	108-176	.614	96	278	374	37.4	146	4	106	101	48	77	660	66.0
Opponents.....		10	2025		205-569	.360	60-200	.300	100-151	.662	107	260	367	36.7	155	1	111	123	29	51	570	57.0

AGAINST RANKED TEAMS (MICHIGAN STATE, ARIZONA, DUKE) (2-1)

##	Player	gp-gs	min	avg	fg-fga	fg%	3fg-fga	3fg%	ft-fta	ft%	off	def	tot	avg	pf	dq	a	to	blk	stl	pts	avg
01	Durand Scott	3-3	107	35.7	19-35	.543	5-9	.556	12-18	.667	6	10	16	5.3	7	1	7	10	0	5	55	18.3
35	Kenny Kadji	3-3	93	31.0	20-32	.625	3-8	.375	2-4	.500	0	13	13	4.3	5	0	1	5	4	1	45	15.0
00	Shane Larkin	3-3	110	36.7	17-33	.515	7-16	.438	2-3	.667	2	11	13	4.3	4	0	10	6	0	11	43	14.3
04	Trey McKinney Jones	3-2	80	26.7	8-17	.471	7-12	.583	5-7	.714	3	4	7	2.3	6	0	4	1	0	2	28	9.3
42	Reggie Johnson	2-1	47	23.5	2-7	.286	0-1	.000	8-8	1.000	1	15	16	8.0	6	0	1	4	4	0	12	6.0
15	Rion Brown	3-1	57	19.0	3-15	.200	1-8	.125	4-4	1.000	0	1	1	0.3	5	0	3	5	0	2	11	3.7
45	Julian Gamble	3-2	64	21.3	3-10	.300	0-0	.000	2-8	.250	3	11	14	4.7	5	0	0	1	4	4	8	2.7
03	Steve Sorenson	1-0	2	2.0	0-0	.000	0-0	.000	1-2	.500	0	0	0	0.0	0	0	0	1	0	0	1	1.0
23	Tonye Jekiri	3-0	27	9.0	1-4	.250	0-0	.000	0-1	.000	2	4	6	2.0	4	0	0	0	2	1	2	0.7
21	Erik Swoope	2-0	7	3.5	0-0	.000	0-0	.000	1-2	.500	0	0	0	0.0	1	0	0	0	0	1	1	0.5
10	Raphael Akpejori	2-0	5	2.5	0-0	.000	0-0	.000	1-2	.500	0	2	2	1.0	0	0	0	0	0	0	1	0.5
12	Justin Heller	1-0	1	1.0	0-1	.000	0-0	.000	0-0	.000	0	0	0	0.0	1	0	0	1	0	0	0	0.0
Team											0	9	9									
Total.....		3	600		73-154	.474	23-54	.426	38-59	.644	17	80	97	32.3	44	1	26	34	14	27	207	69.0
Opponents.....		3	600		71-185	.384	18-55	.327	31-51	.608	45	79	124	41.3	54	0	35	38	5	17	191	63.7



HEAD COACH JIM LARRAÑAGA

Second Season | Providence, 1971

Hometown: The Bronx, N.Y. | Head Coach: American International, 1977-79 | Bowling Green, 1986-97 | George Mason, 1997-2011 | Miami, 2011-present

LARRAÑAGA'S CAREER

Head Coach

2011-pres. Miami
1997-2011 George Mason
1986-97 Bowling Green
1977-79 American International

Assistant

1979-86 Virginia
1971-76 Davidson

Player / Coach

1977 Geronemo Basketball Club (Belgium)

EDUCATION

Providence College, 1971, B.A. Economics
Archbishop Malloy High School, 1967

NCAA APPEARANCES

1999 - George Mason
2001 - George Mason
2006 - George Mason (Final Four)
2008 - George Mason
2011 - George Mason

NIT APPEARANCES

1990 - Bowling Green
1991 - Bowling Green
1997 - Bowling Green
2002 - George Mason
2004 - George Mason
2009 - George Mason
2012 - Miami

PLAYING CAREER

Geronemo Basketball Club (Belgium) 1976-77
Providence College, 1967-71
Archbishop Molloy, 1963-67

MISCELLANEOUS

Clair Bee Coach of the Year, 2006
CAA Coach of the Year, 2011
CAA Coach of the Year, 1999

PERSONAL

Born: Oct. 2, 1949 Hometown: Bronx, N.Y.
Wife: Liz Sons: Jay and Jon

Jim Larrañaga was named the 12th head coach of the University of Miami men's basketball program on April 22, 2011. In Year One at The U, the Canes posted a 20-13 record, making Larrañaga the first Miami head coach to record 20 wins in his inaugural season in Coral Gables. Under the new coaching staff, UM won nine games in conference play, the first time Miami has posted a winning record in ACC play since joining the conference for the 2004-05 season. The Canes ended the season tied for fourth in the ACC, another program-best accomplishment. On Feb. 5, 2012, Coach L & Co. did what no other hoops coach at Miami had done when he took the Canes into Cameron Indoor Stadium and defeated No. 7/5 Duke. Teetering on the edge of The Dance bubble, the Canes went 1-1 in the ACC Tournament and ended up in the NIT, defeating Valparaiso, but falling to Minnesota, the eventual NIT Championship runner-up.

Larrañaga came to Miami after serving as the head coach at George Mason for 14 seasons. He guided that program to five NCAA Tournament appearances (1999, 2001, 2006, 2008, 2011) - including an unprecedented run to the 2006 Final Four that captured the nation's attention, defeating Michigan State, North Carolina, Wichita State and UConn along the way. Following that run, he was selected the 2006 Clair Bee Coach of the Year. Larrañaga built the GMU Patriots' program into a perennial contender in the highly-regarded Colonial Athletic Association, winning more games than any other coach in program and conference history (273) en route to three conference titles (1999, 2001, 2008). A two-time CAA Coach of the Year honoree, Larrañaga earned the accolade in 2011, leading the Patriots to a 27-7 overall record and 16-2 conference mark en route to the CAA regular-season title and their fifth NCAA Tournament appearance under his leadership. Seeded a program-best eighth in the NCAA Tournament, George Mason rallied from a double-digit deficit to defeat ninth-seeded Villanova, 61-57, before falling to overall No. 1 seed Ohio State in the third

round. In 2006, Larrañaga became the first coach at a mid-major school to take his team to the Final Four in 27 years and earned an at-large berth for a CAA team for the first time in 20 years. Along the way, he led Mason to a school record in wins, the school's first national ranking, George Mason's first appearance in the Top 10 and the school's first wins over Top 10 teams.

With 29 years of head coaching experience, the native of Bronx, N.Y., previously served as the head coach at Bowling Green for 11 seasons (1986-1997) and at Division II American International for two seasons (1977-79).

His first coaching opportunity came at Davidson College, where he served as an assistant coach to Terry Holland. Davidson captured three Southern Conference regular-season championships and an NIT berth in his five years there, and he compiled a 47-12 record doubling as the freshman team coach. In 1976, he left Davidson and spent one season as player-coach for the Geronemo Basketball Club in Belgium.

A 1971 graduate of Providence College with a degree in economics, Larrañaga was a four-year letterman for the Friars. As the team captain in his senior season, he led Providence to a 20-8 record and an NIT appearance. He graduated as the school's fifth all-time leading scorer with 1,258 points and was selected in the sixth round of the draft by the Detroit Pistons of the National Basketball Association. He was the team's top scorer as a sophomore and junior and was named New England's Division I Sophomore of the Year in 1969. He was inducted into the Providence College Hall of Fame in 1991.

Larrañaga, 63, and his wife, Liz, have two sons - Jay, who played for his father at Bowling Green and is an assistant coach with the Boston Celtics, and Jon, who was a member of his father's George Mason teams from 1999-2003 - and four grandchildren.

LARRAÑAGA'S CAREER RECORDS

School	Years	Overall	Conference
American International	1977-1979	27-26	none
Bowling Green	1986-1997	170-144	101-85
George Mason	1997-2011	273-164	165-79
Miami	2011-pres.	34-16	14-7
Overall	29	504-350	280-171

COACH JIM LARRAÑAGA AT A GLANCE

2006 Clair Bee Coach of the Year Five NCAA tournament appearances
2001 CAA Coach of the Year 2011, 2008, 2006, 2001, 1999
1999 CAA Coach of the Year Seven postseason NIT appearances
1997 MAC Coach of the Year 2012, 2009, 2004, 2002, 1997,
Seven 20-win seasons 1991, 1990

28 All-Colonial Athletic Conference selections
Coached George Evans, who was a three-time CAA Player of the Year, the CAA Rookie of the Year, a three-time CAA Defensive Player of the Year and on the CAA All-Defensive Team three times.
Two AP All-America (honorable mention) players
Nine CAA All-Defensive Team selections
Eight CAA All-Rookie Team selections
Three Dean Ehlers Award winners - given to the CAA player who best meets the criteria of academic achievement, leadership and community service.
12 All-MAC Conference selections
Coached Antonio Daniels - MAC Player of the Year and MAC Freshman of the Year
Two MAC Freshman of the Year selections
Four MAC All-Freshman Team selections

LARRAÑAGA YEAR-BY-YEAR

Year	School	Overall W-L	Conference W-L	Finish	Post-Season
1977-78	American International	14-13			
1978-79	American International	13-13			
1986-87	Bowling Green	15-14	10-6	3	
1987-88	Bowling Green	12-16	7-9	t-5	
1988-89	Bowling Green	13-15	6-10	t-6	
1989-90	Bowling Green	18-11	9-7	t-3	NIT 0-1
1990-91	Bowling Green	17-13	9-7	t-4	NIT 0-1
1991-92	Bowling Green	14-15	8-8	5	
1992-93	Bowling Green	11-16	8-10	t-6	
1993-94	Bowling Green	18-10	12-6	t-2	
1994-95	Bowling Green	16-11	10-8	t-5	
1995-96	Bowling Green	14-13	9-9	t-6	
1996-97	Bowling Green	22-10	13-5	t-1	NIT 0-1
1997-98	George Mason	9-18	6-10	6	
1998-99	George Mason	19-11	13-3	1	NCAA 0-1
1999-00	George Mason	19-11	12-4	t-1	
2000-01	George Mason	18-12	11-5	3	NCAA 0-1
2001-02	George Mason	19-10	13-5	2	NIT 0-1
2002-03	George Mason	16-12	11-7	4	
2003-04	George Mason	23-10	12-6	3	NIT 2-1
2004-05	George Mason	16-13	10-8	6	
2005-06	George Mason	27-8	15-3	t-1	NCAA 4-1
2006-07	George Mason	18-15	9-9	5	
2007-08	George Mason	23-11	12-6	2	NCAA 0-1
2008-09	George Mason	22-11	13-5	2	NIT 0-1
2009-10	George Mason	17-15	12-6	4	CIT 0-1
2010-11	George Mason	27-7	16-2	1	NCAA 1-1
2011-12	Miami	20-13	9-7	t-4	NIT 1-1
2012-13	Miami	14-3	5-0		
Overall		504-350	280-171		

THE LAST TIME A ...**Player Scored 30 Points**

Miami Kenny Kadji (30), UNC Greensboro, 1/2/12
 Opponent Terrell Stoglin (33), Maryland, 2/1/12

Player Scored 35 Points

Miami Jack McClintona (35) vs. North Carolina, 3/15/09
 Opponent Sean Singletary (41), Virginia, 3/1/08

Player Scored 40 Points

Miami Darius Rice (43) vs. Connecticut, 1/20/03
 Opponent Sean Singletary (41), Virginia, 3/1/08

Two Players Scored 20 Points

Miami Durand Scott (25), Kenny Kadji (22) vs. No. 1 Duke, 1/23/13
 Opponent Omari Grier (27), Raymond Taylor (20) FAU, 12/17/11

Three Players Scored 20 Points

Miami Dwayne Collins (23), Brian Asbury (21), Jack McClintona (20) vs. Virginia Tech, 1/25/09
 Opponent Travis Mays (40), Alvin Heggs (22), Lance Blanks (21), Texas, 2/22/89

Five Players Scored in Double Figures

Miami Reggie Johnson (22), Trey McKinney Jones (14), Shane Larkin (13), Kenny Kadji (12), Rion Brown (10), vs. Stetson, 11/9/12
 Opponent Jon Scheyer (27), DeMarcus Nelson (19), Kyle Singler (12), Greg Paulus (12), Lance Thomas (10) Duke, 2/20/08

Six Players Scored in Double Figures

Miami Durand Scott (17), Rion Brown (15), Reggie Johnson (11), Shane Larkin (11), Trey McKinney Jones (11), DeQuan Jones (11) vs. Appalachian State, 12/30/11

Player Grabbed 15 Rebounds

Miami Reggie Johnson (20) vs. Florida Atlantic, 3/16/11
 Opponent Gani Lawal (18), Georgia Tech, 2/10/10

Two Players Grabbed 10 Rebounds

Miami Kenny Kadji (12) and Reggie Johnson (11) vs. Stetson, 11/9/12
 Opponent Marcus Ginyard (12), John Henson (12), North Carolina, 3/2/10

Three Players Grabbed 10 Rebounds

Miami Mark Richardson (11), Eric Brown (10), Joe Wylie (10) vs. FIU, 3/6/89
 Opponent Matt Harpring (12), Dion Glover (10), Michael Maddox (10), Georgia Tech, 12/2/79

Player Had 10 Assists

Miami Durand Scott (10) vs. North Carolina Central, 11/14/09
 Opponent Kendall Marshall (10), North Carolina, 3/11/11

Player Had 10 Blocks

Miami Anthony King (10) vs. Florida Atlantic, 11/29/04
 Opponent Jarvis Varnado (10), Mississippi State, 12/13/07

Player Had a Double-Double

Miami Shane Larkin (18 pts, 10 rebs), vs. Duke, 1/23/13
 Opponent CJ Leslie (21 pts, 11 rebs), at NC State, 2/29/12

Player Had a Triple-Double

Miami Anthony King (11 pts, 10 reb, 13 blks) vs. Florida Atlantic, 11/29/04
 Opponent Brendan Haywood (18 pts, 14 reb, 10 blks), North Carolina, 12/4/00

Two Players Had Double-Doubles

Miami Reggie Johnson (22 pts, 11 rebs) & Kenny Kadji (12 pts, 12 rebs), vs. Stetson, 11/9/12
 Opponent Hasheem Thabeet (19 pts, 14 reb), A.J. Price (13 pts, 11 reb), Connecticut, 11/23/08

Team Scored 100 Points

Miami 108 vs. Nova Southeastern, 11/16/09
 Opponent 105, North Carolina, 1/31/07

Team Scored 50 Points in a Half

Miami 51, (2nd half) at Hawaii, 12/22/12
 Opponent 51 (2nd half), UCF, 12/18/10

Team Shot 50 Percent in Both Halves

Miami .586 (17-29) / .552 (16-29) vs. Duke, 1/23/13
 Opponent .609 (14-23) / .560 (14-25), Minnesota, 3/9/12

Team Shot 60 Percent in a Half

Miami .630 (17-27), second half, at Hawai'i, 12/22/12
 Opponent .609 (14-23), first half, Minnesota, 3/9/12

Team Shot 70 Percent in a Half

.706 (12-17), second half vs. FAU, 12/17/11

Team Shot 60 Percent in a Game

Miami .620 (31-50), vs. FAU, 12/17/11
 Opponent .622 (23-37), Clemson, 12/21/08

Team Shot Less Than 30 Percent in a Game

Miami .291 (16-55), FGCU, 11/13/12
 Opponent .297 (22-74), Duke, 1/23/13

Miami 77, Charlotte 46 Game 7
12/14/12 BankUnited Center

Charlotte 9-1	tot-fg 3-pt		rebounds												
## Player	fg	fga	fga	fta	of	de	tot	pf	tp	a	b	s	min		
01 CLARK, Darion	* 1	6	0	0	0	3	2	5	4	2	0	2	0	18	
10 INGRAM, Denzel	* 2	9	0	4	0	0	2	2	5	4	0	1	0	23	
14 WILLIAMS, Terrence	* 0	8	0	1	2	0	0	0	0	4	0	1	0	24	
15 HENRY, Pierria	* 3	8	0	2	0	1	4	5	4	0	1	0	1	27	
21 CLAYTON, Willie	* 5	9	0	0	1	6	0	6	1	11	0	1	2	20	
05 NICKERSON, E.Victor	* 1	4	1	2	1	2	0	0	1	4	2	3	0	16	
11 MAYFIELD, DeMario	* 2	0	1	0	0	1	3	4	2	2	3	0	0	25	
12 THORNE, Mike	* 1	1	0	0	0	1	0	1	0	2	0	0	0	3	
20 LEWIS, Colby	* 1	0	1	0	0	0	1	1	0	0	0	0	0	1	
30 THOMPSON, JT	* 1	5	0	1	0	0	3	3	1	2	0	0	0	13	
35 BRASWELL, Chris	* 5	10	1	2	2	2	6	6	2	13	0	2	1	27	
44 BENKOVIC, Ivan	* 0	0	0	0	0	0	0	0	0	0	0	0	0	3	
TEAM							3	4	7						
Totals	20	63	2	14	4	11	15	25	40	24	46	5	16	3	
TOTAL FG%	1st Half:	9-28	32.1%	2nd Half:	11-35	31.4%								Game:	31.7%
3-Pt. FG%	1st Half:	1-4	25.0%	2nd Half:	1-10	10.0%								Game:	14.3%
FThrow %	1st Half:	3-4	75.0%	2nd Half:	1-7	14.3%								Game:	36.4%

Miami 6-1	tot-fg 3-pt		rebounds												
## Player	fg	fga	fga	fta	of	de	tot	pf	tp	a	b	s	min		
00 Shane Larkin	* 4	8	1	2	0	1	4	5	1	9	5	2	1	32	
01 Durand Scott	* 5	8	2	3	4	6	2	10	12	2	16	4	2	1	
04 McKinney Jones	* 3	9	0	3	4	4	0	2	2	1	10	1	1	0	
35 Kenny Kadji	* 5	6	3	3	4	5	1	4	5	2	17	1	3	3	
42 Reggie Johnson	* 3	8	0	2	4	1	3	4	2	8	0	2	1	25	
03 Steve Sorenson	* 0	0	0	0	0	0	0	0	0	0	0	0	0	0	
10 Raphael Akpejori	* 1	2	0	0	0	0	0	0	0	2	0	0	0	3	
12 Justin Heller	* 1	1	0	0	0	2	3	3	2	0	0	0	0	3	
15 Rion Brown	* 1	5	1	4	1	2	3	3	1	4	0	0	0	19	
21 Erik Swoope	* 2	4	0	0	0	0	0	0	0	0	0	0	0	7	
23 Tonye Jekiri	* 0	0	0	0	0	0	0	0	0	0	0	0	0	11	
45 Julian Gamble	* 2	5	0	0	1	2	2	1	5	0	2	2	0	14	
TEAM							3	4	3						
Totals	27	56	7	15	16	26	12	31	43	12	77	11	12	29	
TOTAL FG%	1st Half:	13-27	48.1%	2nd Half:	14-29	48.3%								Game:	48.2%
3-Pt. FG%	1st Half:	5-10	50.0%	2nd Half:	2-5	40.0%								Game:	46.7%
FThrow %	1st Half:	3-5	60.0%	2nd Half:	14-21	66.7%								Game:	61.5%

Officials: Brian Dorsey, Brian O'Connell, Ray Perone
 Technical fouls: Charlotte-None. University of Miami-None.
 Attendance: 3275
Score by Periods
 Charlotte 22 24 46
 University of Miami 33 44 77

Points in the paint-CHA 30,UM 40. Points off turnovers-CHA 6,UM 20.
 2nd chance points-CHA 9,UM 7. Fast break points-CHA 0,UM 5.
 Bench points-CHA 23,UM 17. Score tied-0 times. Lead changed-0 times.
 Last FG-CHA 2nd-00:53, UM 2nd-00:20.
 Largest lead-CHA None, UM by 31 2nd-01:25.

Miami 72, UCF 50 Game 8
12/18/12 UCF Arena

Miami 7-1	tot-fg 3-pt		rebounds												
## Player	fg	fga	fga	fta	of	de	tot	pf	tp	a	b	s	min		
32 Kenny Kadji	f 4	12	1	5	1	2	5	3	8	3	10	1	4	1	
42 Reggie Johnson	c 5	8	1	2	5	6	4	9	13	0	16	1	1	0	
00 Shane Larkin	g 5	10	1	2	0	0	1	4	5	2	11	6	2	0	
01 Durand Scott	g 7	11	2	3	1	3	0	4	4	3	17	4	0	0	
04 McKinney Jones	g 2	7	2	4	0	0	0	4	4	2	6	1	0	0	
10 Raphael Akpejori	0	0	0	0	0	0	0	1	1	0	0	0	0	0	
12 Justin Heller	0	0	0	0	0	0	0	0	0	0	0	0	0	1	
15 Rion Brown	3	6	0	3	0	0	0	0	2	6	1	1	0	0	
21 Erik Swoope	1	1	1	1	0	0	0	0	0	0	3	0	0	1	
23 Tonye Jekiri	1	3	0	0	1	2	2	2	4	3	0	0	0	0	
45 Julian Gamble	0	0	0	0	0	0	0	0	1	0	2	0	0	11	
TEAM							2	2							
Totals	28	58	8	20	8	13	12	27	39	17	72	15	11	2	
TOTAL FG%	1st Half:	15-29	51.7%	2nd Half:	13-29	44.8%								Game:	48.3%
3-Pt. FG%	1st Half:	5-11	45.5%	2nd Half:	3-9	33.3%								Game:	40.0%
FThrow %	1st Half:	2-2	100%	2nd Half:	6-11	54.5%								Game:	61.5%

UCF 6-3	tot-fg 3-pt		rebounds												
## Player	fg	fga	fga	fta	of	de	tot	pf	tp	a	b	s	min		
01 SPURLOCK, Tristan	f 1	5	1	3	1	2	0	3	3	1	4	2	1	0	
32 WILSON, Casey	f 3	5	2	4	1	3	0	5	5	2	9	2	0	1	
33 CLANTON, Keith	f 6	12	0	2	3	4	2	7	9	3	15	1	5	3	
03 SYKES, Isaiah	g 3	10	0	1	3	1	2	4	4	9	1	3	0	2	
11 NEWELL, Calvin	g 1	6	0	3	2	1	1	2	0	4	2	3	0	19	
02 HORODYSKI, Bobby	0	0	0	0	0	0	0	1	0	0	0	0	0	0	
04 WALKER, Daiguan	3	6	2	5	1	3	0	0	0	1	9	1	0	0	
12 WILLIAMS, Matt	0	4	0	4	0	0	0	0	0	1	0	0	0	0	
15 KARELL, Dylan	0	0	0	0	0	0	0	0	0	0	0	0	0	0	
52 BLAIR, Staphon	0	0	0	0	0	0	0	0	0	0	0	0	1	3	
TEAM							1	3	4						
Totals	17	48	5	22	11	17	6	20	26	15	50	9	13	5	
TOTAL FG%	1st Half:	7-23	30.4%	2nd Half:	10-25	40.0%								Game:	35.4%
3-Pt. FG%	1st Half:	1-9	11.1%	2nd Half:	4-13	30.8%								Game:	22.7%
FThrow %	1st Half:	6-9	66.7%	2nd Half:	5-8	62.5%								Game:	64.7%

Officials: Rick Crawford, Rickartzell, Zelton Steed-None
 Technical fouls: University of Miami-None. UCF-None.
 Attendance: 5189
Score by Periods
 University of Miami 37 35 72
 UCF 21 29 50

Points in the paint-UM 34,UCF 22. Points off turnovers-UM 11,UCF 9.
 2nd chance points-UM 19,UCF 7. Fast break points-UM 6,UCF 2.
 Bench points-UM 12,UCF 9. Score tied-0 times. Lead changed-0 times.
 Last FG-UM 2nd-00:15, UCF 2nd-05:38.
 Largest lead-UM by 22 2nd-00:15, UCF None.

Miami 73, Hawai'i 58 Game 9
12/22/12 Stan Sheriff Center

Miami 8-1	tot-fg 3-pt		rebounds												
## Player	fg	fga	fga	fta	of	de	tot	pf	tp	a	b	s	min		
00 Shane Larkin	* 4	10	2	4	2	2	0	2	2	0	12	1	1	0	
01 Durand Scott	* 8	15	4	8	0	0	0	1	1	0	20	5	1	0	
15 Rion Brown	* 3	8	0	3	0	0	0	1	1	1	6	1	0	0	
35 Kenny Kadji	* 3	9	0	2	2	2	0	6	6	4	8	1	2	0	
45 Julian Gamble	* 7	10	0	0	2	2	8	5	13	1	16	0	0	0	
03 Steve Sorenson	* 0	0	0	0	0	1	0	0	0	0	0	0	0	0	
04 McKinney Jones	* 2	4	0	1	7	0	4	4	2	11	2	1	0	1	
10 Raphael Akpejori	* 0	0	0	0	0	1	1	2	0	0	0	0	0	0	
12 Justin Heller	* 0	0	0	0	0	0	0	0	0	0	0	0	0	0	
21 Erik Swoope	* 0	0	0	0	2	0	0	0	0	2	0	0	0	0	
23 Tonye Jekiri	* 0	0	0	0	0	0	0	0	0	1	0	1	0	9	
TEAM							2	2							
Totals	27	56	6	18	13	16	11	20	31	11	73	11	8	4	
TOTAL FG%	1st Half:	10-29	34.5%	2nd Half:	17-27	63.0%								Game:	48.2%
3-Pt. FG%	1st Half:	1-10	10.0%	2nd Half:	5-8	62.5%								Game:	33.3%
FThrow %	1st Half:	1-3	33.3%	2nd Half:	12-13	92.3%								Game:	81.3%

Hawai'i 5-4	tot-fg 3-pt		rebounds											
## Player	fg	fga	fga	fta	of	de	tot	pf	tp	a	b	s	min	
02 Jefferson, Garrett	* 0	0	0	0	0	0	0	0	0	0	0	0	0	4
15 Joaquin, Vander	* 4	8	1	1	0	0	4	3	7	2	9	1	3	1
21 Breton, Hauns	* 2	7	0	2	0	0	1	2	0	4	0	1	0	15
34 Standhanger, R	* 2	6	0	3	3	0	5	5	7	1	1	0	0	23
42 Fotu, Isaac	* 2	5	0	0	1	3	4	3	7</					

Miami 62, Georgia Tech 49 Game 13
1/5/13 McCamish Pavilion

Table with columns for Player, FG, 3-Pt, FT, Rebounds, and Totals for Miami 10-3, 1-0 ACC. Includes player stats and team totals.

Table with columns for Player, FG, 3-Pt, FT, Rebounds, and Totals for Georgia Tech 10-3, 0-1. Includes player stats and team totals.

Officials: Roger Ayers, Mike Eades, Doug Shows
Technical fouls: University of Miami-None, Georgia Tech-None.
Attendance: 7614

Score by Periods 1st 2nd Total
University of Miami 33 29 62
Georgia Tech 23 26 49

Miami 68, UNC 59 Game 14
1/11/13 Smith Center

Table with columns for Player, FG, 3-Pt, FT, Rebounds, and Totals for Miami 11-3, 2-0 ACC. Includes player stats and team totals.

Table with columns for Player, FG, 3-Pt, FT, Rebounds, and Totals for UNC 10-5, 0-2 ACC. Includes player stats and team totals.

Officials: Les Jones, Michael Stephens, Joe Lindsay
Technical fouls: University of Miami-None, North Carolina-None.
Attendance: 20516

Score by Periods 1st 2nd Total
University of Miami 30 38 68
North Carolina 32 27 59

Miami 54, Maryland 47 Game 15
1/13/13 BankUnited Center

Table with columns for Player, FG, 3-Pt, FT, Rebounds, and Totals for Maryland 13-3, 1-2. Includes player stats and team totals.

Table with columns for Player, FG, 3-Pt, FT, Rebounds, and Totals for Miami 12-3, 3-0. Includes player stats and team totals.

Officials: James Luckie, John Cahil, Tony Greene
Technical fouls: Maryland-None, University of Miami-None.
Attendance: 5809

Score by Periods 1st 2nd Total
Maryland 14 33 47
University of Miami 19 35 54

Miami 60, Boston College 59 Game 16
1/16/13 Conte Forum

Table with columns for Player, FG, 3-Pt, FT, Rebounds, and Totals for Miami 13-3, 4-0 ACC. Includes player stats and team totals.

Table with columns for Player, FG, 3-Pt, FT, Rebounds, and Totals for BC 9-8; 1-3 ACC. Includes player stats and team totals.

Officials: Karl Hess, Bryan Kersey, Tim Nestor
Technical fouls: University of Miami-None, Boston College-None.
Attendance: 3624

Score by Periods 1st 2nd Total
University of Miami 26 34 60
Boston College 28 31 59

Points in the paint-UM 26, BC 18. Points off turnovers-UM 10, BC 7.
2nd chance points-UM 11, BC 8. Fast break points-UM 0, BC 0.

#25 Miami 90, #1 Duke 63 Game 17
1/23/13 BankUnited Center

Table with columns for Player, FG, 3-Pt, FT, Rebounds, and Totals for Duke 16-2, 3-2. Includes player stats and team totals.


Table with columns for Player, FG, 3-Pt, FT, Rebounds, and Totals for Miami 14-3, 5-0. Includes player stats and team totals.

Officials: Karl Hess, Ray Natili, Sean Hull
Technical fouls: Duke-None, Miami-None.
Attendance: 7972

Score by Periods 1st 2nd Total
Duke 19 44 63
Miami 42 48 90

Points in the paint-DU 36, UM 38. Points off turnovers-DU 16, UM 12.
2nd chance points-DU 10, UM 10. Fast break points-DU 0, UM 4.

2012-13 Photo Roster



25
Garrius Adams
Sr. | G | 6-6 | 195
Apex, N.C.
Middle Creek



10
Raphael Akpejori
Jr. | F | 6-10 | 236
Lagos, Nigeria
Sunrise Christian Academy (Kan.)




15
Rion Brown
Jr. | G | 6-6 | 200
Hinesville, Ga.
Liberty County



45
Julian Gamble
Sr. | F/C | 6-10 | 250
Durham, N.C.
Southern Durham



12
Justin Heller
Jr. | G | 6-2 | 180
Boca Raton, Fla.
West Boca Raton Community




Tonye Jekiri
Fr. | C | 7-0 | 227
Hialeah, Fla.
Champagnat Catholic School




42
Reggie Johnson
Sr. | C | 6-10 | 292
Winston-Salem, N.C.
Winston-Salem Prep




35
Kenny Kadji
Sr. | F/C | 6-11 | 242
Douala, Cameroon
Pendleton/IMG/Florida



0
Shane Larkin
So. | G | 5-11 | 176
Orlando, Fla.
Dr. Phillips (Fla.)




4
Trey McKinney Jones
Sr. | G | 6-5 | 220
Milwaukee, Wis.
South Milwaukee/UMKC



1
Durand Scott
Sr. | G | 6-5 | 203
The Bronx, N.Y.
Rice High



3
Steve Sorenson
Fr. | G | 6-0 | 151
Dallas, Texas
Mark's School of Texas



21
Erik Swoope
Jr. | F | 6-6 | 233
Lake Elsinore, Calif.
Harvard-Westlake



Jim Larranaga
Head Coach



Eric Konkol
Assistant Coach



Michael Huger
Assistant Coach



Chris Caputo
Assistant Coach



Mike Summey
Director of Operations



GARRIUS ADAMS

Senior | Guard | 6-6 | 195

Apex, N.C. | Middle Creek

#25

Adams Season / Career Highs

Points	Season: --
	Career: 16, at UNGC 02/15/11
Rebounds	Season: --
	Career: 9, vs. Virginia 2/5/11
Assists	Season: --
	Career: 6, vs. McNeese State 11/24/10
Steals	Season: --
	Career: 3, (4x) last at Ole Miss 11/25/11
Blocked Shots	Season: --
	Career: 2, (2x) last vs. Boston College 1/19/10
Field Goals	Season: --
	Career: 6, at UNGC 2/15/11
Field Goal Attempts	Season: --
	Career: 11, at UNGC 2/15/11
Free Throws	Season: --
	Career: 7, vs. UCF 12/18/10
Free Throw Attempts	Season: --
	Career: 12, vs. UCF 12/18/10
3-Point Field Goals	Season: --
	Career: 4 (2x) last at West Virginia 12/10/11
3-Point Field Goal Attempts	Season: --
	Career: 7 (4x) last vs. FGCU 11/22/11
Foul Disqualifications	Season: --
	Career: 1, vs. Tennessee Tech 11/11/11
Minutes	Season: --
	Career: 40, vs. Virginia 2/5/11

As a Junior (2011-12): In 19 games, averaged 4.5 points, 2.1 rebounds, 0.9 assists and 0.6 steals in 16.9 minutes per game ... Shot 39.7 percent from field, 34.0 from distance and 55.0 at the line ... Started first six games of season ... Sat out 14 games in January and February with lower extremity injury. Had surgery on Jan. 19 and returned to court Feb. 18 ... Posted 2.4 points, 0.6 rebounds in five ACC games ... Scored 6.5 ppg in two NIT games, playing 25.5 mpg ... Led (or tied) for team game highs in steals four times and in scoring, rebounding, assists and blocks once apiece ... Season highs include 15 points at West Virginia, eight rebounds vs. Tennessee Tech, three assists vs. Valparaiso, trio of steals at Ole Miss, four three-pointers made at West Virginia and 32 minutes at West Virginia and against Florida Gulf Coast.

As a Sophomore (2010-11): Played in all 36 games, with 24 starts - including stretch of 15 straight during ACC play (1/15-3/6) ... Averaged 7.3 points, 3.7 rebounds, 1.8 assists and 1.0 steal in 28.2 minutes per game ... Played at least 20 minutes in 33-of-36 games this season, with 1,014 minutes on hardwood, ranking 17th in program history ... Scored in double-figures 12 times, including seven times versus ACC opponents ... Grabbed five-plus boards 11 times, including season-high nine in overtime win against Virginia (2/5).

As a Freshman (2009-10): Averaged 3.8 points and 2.1 rebounds per game, playing in 32 games as true freshman -- tying Reggie Johnson for second-most appearances among UM freshmen in 2009-10 ... Started seven-straight games in ACC play -- also second most among UM freshmen, posting 3.9 points and 1.7 boards per outing versus conference opponents ... Knocked down three-pointer in seven of last 12 games ... Scored in double figures twice, including season- and game-high 13 points at Wake Forest (2/2) on season-best 4-of-8 shooting from field -- including season-best 3-for-5 from beyond the -- with three rebounds and steal.

High School: Ranked among the top 20 shooting guards by ESPN and among top 30 by Scout ... Averaged 21.8 points per game as a senior en route to setting Middle Creek High School scoring record in career points ... In 2009, named to N.C. Basketball Coaches Association District 5 All-District first team and NCPreps.com All-State Boys Basketball Team ... Competed in North Carolina/South Carolina All-Star Classic ... As a junior, averaged 18.2 points and 7.8 rebounds per game en route to NCHSAA 4-A All-State honors ... Coached by David Kushner ... Averaged 20.1 points per game with AAU team -- Garner Road, and was named to all-tournament team at Bob Gibbons Tournament of Champions in May 2008 ... Also recruited by Wake Forest, NC State, Virginia Tech and South Carolina.

Personal: First name is pronounced GARY-us ... Born Nov. 15, 1990 ... Son of Valerie and Gary Adams ... Brother to Deion, Ashley and Destiny ... Will graduate in June 2013 with a degree in sports administration ... Aspirations of becoming general manager of NBA team ... Off the court, enjoys music.

2009-10			
Opposition	P	R	A
NC Central	3	4	0
Nova Southeastern	10	2	0
Tulane	4	2	1
UNC Wilmington	0	0	0
South Carolina	3	2	0
FGCU	6	3	2
USC Upstate	1	3	1
Minnesota	2	1	1
at Boston College	4	1	1
SC State	5	4	1
at Stetson	4	5	0
FAU	9	2	1
NC A&T	1	8	1
Bethune-Cookman	6	2	0
at Pepperdine	5	1	2
Wake Forest	0	1	0
at Virginia Tech	6	2	1
at Virginia	0	1	0
Boston College	2	2	3
at Maryland	4	1	1
Virginia Tech	3	1	0
at Wake Forest	13	3	0
at Florida St.	5	3	1
Georgia Tech	6	3	0
at Clemson	5	0	2
Duke	2	2	0
Virginia	3	3	0
NC State	9	1	0
at North Carolina	0	1	0
Florida St.	0	2	0
Wake Forest	0	0	0
Duke	0	0	0

2010-11			
Opposition	P	R	A
Jacksonville	3	1	3
at Memphis	5	7	0
N.C. Central	10	3	2
at Rutgers	0	0	0
McNeese St.	11	4	6
at FGCU	13	5	1
Ole Miss	6	3	2
West Virginia	9	3	2
Stetson	4	2	5
UCF	7	5	0
Oral Roberts	10	2	0
Rice	9	4	3
Akron	4	1	1
Pepperdine	6	0	2
at Duke	0	3	0
at Clemson	14	5	3
BC	12	2	2
Florida St.	2	8	2
at NC State	2	2	2
UNC	12	3	1
at Virginia Tech	11	2	1
Georgia Tech	11	3	1
Virginia	8	9	2
at Wake Forest	8	4	1
Duke	9	6	2
at UNGC	16	4	2
Clemson	4	5	3
at BC	12	6	4
at Florida St.	7	8	3
Maryland	4	4	3
at Georgia Tech	7	1	1
Virginia Tech	10	5	2
UNC	0	3	1
FAU	4	2	1
Missouri St.	8	3	1
at Alabama	4	4	1

2011-12			
Opposition	P	R	A
TENNESSEE TECH	3	8	0
RUTGERS	9	3	2
UNF	14	5	2
FLA. GULF COAST	7	4	1
at Ole Miss	4	7	1
at Purdue	2	1	1
Memphis	0	0	0
at West Virginia	15	3	2
APPALACHIAN ST.	3	1	1
UNCG	0	1	1
WAKE FOREST	6	2	1
at Maryland	0	0	0
FLORIDA STATE	1	0	0
at NC State	5	1	0
BOSTON COLLEGE	0	0	1
at Georgia Tech	0	0	0
vs. Florida State	3	1	1
VALPARAISO	8	2	3
MINNESOTA	5	1	0

ADAMS CAREER STATISTICS																									
Season	GP	GS	Min.	Avg.	FG		Total	3-Point		Free Throws		Rebounds				Scoring									
					Pct.	FGA	Pct.	FGA	Pct.	FTA	Pct.	Off.	Def.	Tot.	Avg.	PF	FO	Ast.	TO	Blk	Stl	Pts.	Avg.		
2009-10	32	7	540	16.9	38	118	.322	26	89	.292	19	29	.655	19	47	66	2.1	20	0	19	25	6	23	121	3.8
2010-11	36	24	1014	28.2	88	227	.388	35	114	.307	51	75	.680	37	95	132	3.7	68	0	66	60	6	37	262	7.3
2011-12	19	6	319	16.8	29	73	.397	16	47	.340	11	20	.550	11	29	40	2.1	21	1	17	14	2	11	85	4.5
TOTAL	87	37	1873	21.5	155	418	.371	77	250	.308	81	124	.653	67	171	238	2.7	109	1	102	99	14	71	468	5.4



RAPHAEL AKPEJORI #10

Junior | Forward | 6-10 | 236

Lagos, Nigeria | Sunrise Christian Academy (Kan.)

Akpejori Season / Career Highs

Points

Season: 4, at Boston College, 1/16/13
Career: 8, vs. NC Central 11/19/10

Rebounds

Season: 4 (2x) last vs. Maryland, 1/13/13
Career: 7, at Purdue 11/29/11

Assists

Season: --
Career: 1 (2x), last at Purdue 11/29/11

Steals

Season: 1 (2x), last vs. Maryland, 1/13/13
Career: 1, 7x, last vs. Maryland, 1/13/13

Blocked Shots

Season: 2, vs. Charlotte, 12/14/12
Career: 4 (2x), last vs. UNF 11/19/11

Field Goals

Season: 2, at Boston College, 1/16/13
Career: 3(2x) last vs. Tennessee Tech 11/11/11

Field Goal Attempts

Season: 3 (2x) last at Boston College, 1/16/13
Career: 4, UNF 11/19/11

Free Throws

Season: 1, vs. Arizona, 12/23/12
Career: 4, at Rutgers 11/21/10

Free Throw Attempts

Season: 2, vs. Arizona, 12/23/12
Career: 4 (4x), last vs. Memphis 12/06/11

3-Point Field Goals

Season: --
Career: --

3-Point Field Goal Attempts

Season: --
Career: --

Foul Disqualifications

Season: --
Career: --

Minutes

Season: 13, at Georgia Tech, 1/5/13
Career: 22, vs. UNF 11/19/11

2010-11				2011-12			
Opposition	P	R	A	Opposition	P	R	A
Jacksonville	0	1	0	TENNESSEE TECH	7	3	0
at Memphis	2	1	0	RUTGERS	3	1	1
N.C. Central	8	5	0	UNF	5	4	0
at Rutgers	4	2	0	FLA. GULF COAST	0	0	0
McNeese St.	2	4	0	at Ole Miss	0	1	0
at FGCU	1	2	0	at Purdue	2	7	1
West Virginia	0	0	0	UMASS	6	3	0
Stetson	2	0	0	Memphis	2	2	0
UCF	1	1	0	at West Virginia	3	2	0
Oral Roberts	2	4	0	at Charlotte	0	0	0
Rice	0	2	0	APPALACHIAN ST.	0	0	0
Pepperdine	3	2	0	at North Carolina	2	1	0
at Duke	1	3	0	at Boston College	0	0	0
at Clemson	0	0	0	MARYLAND	4	1	0
Florida St.	2	0	0	VIRGINIA TECH	0	0	0
UNC	1	1	0	NORTH CAROLINA	0	0	0
at Virginia Tech	0	0	0	WAKE FOREST	0	0	0
at UNC	2	2	0	at Maryland	2	2	0
Maryland	0	0	0	FLORIDA STATE	0	4	0
at Alabama	0	1	0	at Georgia Tech	0	0	0
				vs. Florida State	0	1	0
				MINNESOTA	0	1	0

- Very strong and physical player who loves contact and has no regard for his own body
- Sets hard screens and rebounds at a good rate
- Majoring in mechanical engineering, taking classes such as applied thermodynamics and design of fluid & thermal systems. Three siblings are studying in Nigeria to be a civil engineer, chemical engineer and cell biology & genetics engineer.
- 185 test: 16 reps | Front squat: 330 | 1-step vertical: 33.5 | Bench max: 270
- Improved bench max from 215 to 270 and 185 test from 9-16 in 15 months under strength coach Jim Krumpus
- Full name is Ethasor Raphael Akpejori ... Goes by Raphael ... First name is pronounced A-tha-saur ... Last name is pronounced AHK-peh-jour-ee
- Born Oct. 10, 1990
- Also recruited by Texas A&M, Colorado, USF and UCF

As a Sophomore (2011-12):

- Averaged 3.1 points and 2.6 rebounds in first nine games of season
- Led (or tied) for team game highs in blocked shots three times and in rebounds once
- Averaged 11.9 minutes per game until return of Reggie Johnson
- Book Buster (3.0 GPA), Athletics Director Honor Roll (3.2 GPA), Dean's List (3.5 GPA)

As a Freshman (2010-11):

- UM's second-most active player on glass, pulling down 18.5 percent of rebounds when in game - including 20.8 percent of defensive boards.

High School

Kansas All-State Class 1-A honorable mention selection ... Rated as No. 64 power forward by ESPN ... Played AAU basketball for Baltimore Elite ... Played in international game during 2008 Jordan Brand Basketball Classic in New York City.

CAREER STATISTICS

Season	GP	GS	Min.	Avg.	Total			3-Point			Free Throws			Rebounds				Scoring							
					FG	FGA	Pct.	FG	FGA	Pct.	FT	FTA	Pct.	Off.	Def.	Tot.	Avg.	PF	FO	Ast.	TO	Blk	Stl	Pts.	Avg.
2010-11	20	0	98	4.9	5	10	.500	0	0	.000	21	32	.656	13	18	31	1.6	16	0	0	5	12	2	31	1.6
2011-12	22	3	147	6.7	13	27	.481	0	0	.000	10	17	.588	21	12	33	1.5	27	0	2	7	11	4	36	1.6
2012-13	11	0	66	6.0	5	12	.417	0	0	.000	1	3	.333	6	12	18	1.6	6	0	0	2	3	2	11	1.0
TOTAL	53	3	311	5.9	23	49	.469	0	0	.000	32	52	.615	40	42	82	1.5	49	0	2	14	26	8	78	1.5

AKPEJORI 2012-13

Opponent	Date	GS	Min	TOTAL			3-PTS			FREE THROWS			REBOUNDS				PF	FO	A	TO	Blk	Stl	Pts	Avg
				FG	FGA	Pct	3FG	FGA	Pct	FT	FTA	Pct	Off	Def	Tot	Avg								
STETSON	11-09-12		DNP																					
at FGCU	11-13-12		DNP																					
JACKSONVILLE	11-16-12		DNP																					
DETROIT	11-24-12		DNP																					
MICHIGAN STATE	11-28-12		DNP																					
at Massachusetts	12-01-12		DNP																					
CHARLOTTE	12-14-12	3	1	2	.500	0	0	.000	0	1	.000	0	0	0	0.0	0	0	0	0	2	0	2	2.0	
at UCF	12-18-12	1	0	0	.000	0	0	.000	0	0	.000	0	1	1	0.5	0	0	0	0	0	0	0	1.0	
at Hawai'i	12-22-12	4	0	0	.000	0	0	.000	0	0	.000	1	1	2	1.0	0	0	0	0	0	0	0	0.7	
vs Arizona	12-23-12	3	0	0	.000	0	0	.000	1	2	.500	0	1	1	1.0	0	0	0	0	0	0	1	0.8	
vs Indiana State	12-25-12	11	1	2	.500	0	0	.000	0	0	.000	2	1	3	1.4	1	0	0	1	0	0	2	1.0	
LA SALLE	01-02-13	3	0	0	.000	0	0	.000	0	0	.000	0	0	0	1.2	0	0	0	0	0	0	0	0.8	
at Georgia Tech	01-05-13	13	1	3	.333	0	0	.000	0	0	.000	1	3	4	1.6	4	0	0	1	0	1	2	1.0	
at North Carolina	01-10-13	7	0	0	.000	0	0	.000	0	0	.000	0	0	0	1.4	0	0	0	0	1	0	0	0.9	
MARYLAND	01-13-13	7	0	2	.000	0	0	.000	0	0	.000	2	2	4	1.7	1	0	0	0	0	1	0	0.8	
at Boston College	01-16-13	12	2	3	.667	0	0	.000	0	0	.000	0	2	2	1.7	0	0	0	0	0	0	4	1.1	
DUKE	01-23-13	2	0	0	.000	0	0	.000	0	0	.000	0	1	1	1.6	0	0	0	0	0	0	0	1.0	
Totals			0	66	5	12	.417	0	0	.000	1	3	.333	6	12	18	1.6	6	0	2	3	2	11	1.0



RION BROWN

Junior | Guard | 6-6 | 200

#15

Hinesville, Ga. | Liberty County

- Very athletic and attacks the rim on offensive rebounds and lobs
- Catch and shoot player who is finding his rhythm
- Currently making 100 3-pointers before or after practice every day
- Mother likes him to wear orange shoes, so she sends a new pair occasionally
- 185 test: 12 reps | Front squat: 325 | 1-step vertical: 35.5 | Bench max: 245
- Improved 1-step vertical from 31.5 to 35.5, 185 test from 2 to 12 reps and bench max from 205-245 in 15 months under strength coach Jim Krumpus
- First name is pronounced Ryan ... Born Sept. 3, 1991 ... Brother to Tico Brown II
- Son of Lisa Brown and Tico Brown, who played basketball at Georgia Tech, in Continental Basketball Association and overseas. When he retired, Tico was CBA's all-time leading scorer (8,538 points) and was voted to All-Time CBA Team
- Majoring in sports administration
- Also recruited by Georgia, Alabama and Virginia

As a Sophomore (2011-12)

- Ended season on a streak of hitting a three-pointer in seven-straight games, which tied for fourth-longest current streak in ACC
- Knocked down 11 threes in four postseason games, leading team with 14.3 points in ACC Tournament and NIT combined
- Led team in NIT with 17.0 points and 35.5 minutes per night, and was second with 6.0 rebounds in two games

As a Freshman (2010-11)

- Versus Maryland (3/2), registered career highs in points (19), field goals made (6), three-pointers made (6) and assists (3). Finished 6-of-7 from long range, the six three-pointers are most by a Miami freshman in a decade.

High School

Selected Class 3-A South Player of Year by Georgia Athletic Coaches Association ... Rated as No. 15 shooting guard by *Scout*, No. 47 shooting guard by *ESPN* and No. 61 nationally by *Rivals* ... Selected as a GHSA State Senior All-Star ... As senior, averaged 22.8 points per game, while shooting 55 percent from field and 38 percent from beyond arc ... Teammate of Tennessee signee Jordan McRae ... Played AAU basketball for Worldwide Renegades.

2010-11				2011-12			
Opposition	P	R	A	Opposition	P	R	A
Jacksonville	3	2	1	TENNESSEE TECH	7	3	1
at Memphis	0	2	0	RUTGERS	0	4	1
N.C. Central	17	2	2	at Ole Miss	0	0	0
at Rutgers	5	2	0	at Purdue	3	4	0
McLeese St.	16	4	0	UMASS	7	2	0
at FGCU	5	0	1	Memphis	6	1	0
Ole Miss	3	2	1	at West Virginia	0	0	0
West Virginia	0	1	0	vs. FAU	15	0	0
Stetson	3	0	1	at Charlotte	11	2	0
UCF	0	0	0	APPALACHIAN ST.	15	3	0
Oral Roberts	1	1	0	UNCG	6	2	1
Rice	0	1	0	at Virginia	4	1	0
Akron	0	1	0	at North Carolina	3	2	0
Pepperdine	9	1	0	CLEMSON	5	2	0
at Duke	0	0	0	NC STATE	10	4	0
at Clemson	1	0	0	at Georgia Tech	0	1	1
BC	0	0	1	at Boston College	2	3	3
Florida St.	0	1	0	MARYLAND	5	3	1
at NC State	3	0	1	at Duke	5	1	1
UNC	0	1	0	VIRGINIA TECH	8	3	0
at Virginia Tech	7	3	0	at Florida State	5	3	0
Georgia Tech	5	8	1	NORTH CAROLINA	5	5	1
Virginia	8	3	0	WAKE FOREST	11	6	3
at Wake Forest	0	2	2	at Maryland	4	1	0
Duke	8	3	0	FLORIDA STATE	9	2	0
at UNCG	0	1	0	at NC State	15	4	1
Clemson	5	2	0	BOSTON COLLEGE	5	2	1
at BC	4	1	0	at Georgia Tech	10	5	0
at Florida St.	3	7	1	vs. Florida State	13	5	0
Maryland	19	3	3	VALPARAISO	18	6	1
at Georgia Tech	3	3	3	MINNESOTA	16	6	0
Virginia	9	3	0				
UNC	5	3	1				
FAU	6	1	0				
Missouri St.	7	3	2				
at Alabama	2	5	1				

Brown Season / Career Highs

Points

Season: 22, at Georgia Tech, 1/5/13

Career: 22, at Georgia Tech, 1/5/13

Rebounds

Season: 7, vs. Jacksonville 11/16/12

Career: 8, vs. Georgia Tech 2/3/11

Assists

Season: 3, at FGCU 11/13/12

Career: 3 (5x), last at FGCU 11/13/12

Steals

Season: 2 (2x) last at Hawai'i 12/22/12

Career: 3, vs. NC Central 11/19/10

Blocked Shots

Season: 1 (2x) last at UMass, 12/1/12

Career: 1, (6x) last at UMass, 12/1/12

Field Goals

Season: 9, at Georgia Tech, 1/5/13

Career: 9, at Georgia Tech, 1/5/13

Field Goal Attempts

Season: 11, at Georgia Tech, 1/5/13

Career: 12, vs. Minnesota 3/19/12

Free Throws

Season: 3, at UMass, 12/1/12

Career: 5 (2x) last vs. App. State 12/30/11

Free Throw Attempts

Season: 5, vs. Jacksonville 11/16/12

Career: 6 (2x) last vs. App. State 12/30/11

3-Point Field Goals

Season: 4, at Georgia Tech, 1/5/13

Career: 6, vs. Maryland 3/2/11

3-Point Field Goal Attempts

Season: 8, at North Carolina 1/10/13

Career: 8 (2x), last at UNC 1/10/13

Foul Disqualifications

Season: --

Career: --

Minutes

Season: 35, at FGCU 11/13/12

Career: 37, vs. Valparaiso 3/14/12

CAREER STATISTICS

Season	GP	GS	Min.	Avg.	Total			3-Point			Free Throws			Rebounds				Scoring							
					FG	FGA	Pct.	FG	FGA	Pct.	FT	FTA	Pct.	Off.	Def.	Tot.	Avg.	PF	FO	Ast.	TO	Blk	Stl	Pts.	Avg.
2010-11	36	5	607	16.9	51	141	.362	32	90	.356	23	33	.697	13	59	72	2.0	54	0	22	33	3	10	157	4.4
2011-12	31	3	618	19.9	73	171	.427	41	104	.394	36	47	.766	26	60	86	2.8	41	0	16	21	1	15	223	7.2
2012-13	17	5	398	23.4	38	107	.355	13	62	.210	14	22	.636	9	20	29	1.7	18	0	17	11	2	8	103	6.1
TOTAL	84	13	1623	19.3	162	419	.387	86	256	.336	73	102	.716	48	139	187	2.2	113	0	55	65	6	33	483	5.8

BROWN 2012-13

Opponent	Date	GS	Min	TOTAL			3-PTS			FREE THROWS			REBOUNDS				PF	FO	A	TO	Blk	Stl	Pts	Avg	
				FG	FGA	Pct	3FG	FGA	Pct	FT	FTA	Pct	Off	Def	Tot	Avg									
STETSON	11-09-12	*	30	4	9	.444	2	6	.333	0	0	.000	0	1	1	1.0	0	0	2	1	0	0	10	10.0	
at FGCU	11-13-12	*	35	0	7	.000	0	6	.000	1	2	.500	2	2	4	2.5	0	0	3	2	1	0	1	5.5	
JACKSONVILLE	11-16-12	*	33	3	5	.600	0	1	.000	2	5	.400	2	5	7	4.0	0	0	1	0	0	2	8	6.3	
DETROIT	11-24-12		24	2	8	.250	0	3	.000	2	2	1.000	2	3	5	4.3	0	0	2	0	0	0	6	6.3	
MICHIGAN STATE	11-28-12		15	1	3	.333	1	2	.500	2	2	1.000	0	0	0	3.4	2	0	1	1	0	1	5	6.0	
at Massachusetts	12-01-12		24	1	3	.333	1	3	.333	3	4	.750	0	0	0	2.8	3	0	2	0	1	0	6	6.0	
CHARLOTTE	12-14-12		19	1	5	.200	1	4	.250	1	2	.500	0	3	3	2.9	1	0	0	0	0	0	4	5.7	
at UCF	12-18-12		22	3	6	.500	0	3	.000	0	0	.000	0	0	0	2.5	2	0	1	1	0	0	6	5.8	
at Hawai'i	12-22-12	*	25	3	8	.375	0	3	.000	0	0	.000	0	1	1	2.3	1	0	1	0	0	2	6	5.8	
vs Arizona	12-23-12	*	25	1	9	.111	0	4	.000	0	0	.000	0	1	1	2.2	2	0	0	2	0	1	2	5.4	
vs Indiana State	12-25-12		25	3	6	.500	0	3	.000	1	3	.333	2	0	2	2.2	1	0	0	1	0	0	7	5.5	
LA SALLE	01-02-13		14	1	4	.250	0	0	.000	0	0	.000	0	0	0	2.0	2	0	1	0	0	0	2	5.3	
at Georgia Tech	01-05-13		23	9	11	.818	4	6	.667	0	0	.000	1	0	1	1.9	1	0	0	0	0	1	22	6.5	
at North Carolina	01-10-13		21	3	8	.375	3	8	.375	0	0	.000	0	2	2	1.9	0	0	0	1	0	0	9	6.7	
MARYLAND	01-13-13		16	1	6	.167	0	3	.000	0	0	.000	0	2	2	1.9	0	0	0	0	0	0	2	6.4	
at Boston College	01-16-13		30	1	6	.167	1	5	.200	0	0	.000	0	0	0	1.8	2	0	1	0	0	1	3	6.2	
DUKE	01-23-13		17	1	3	.333	0	2	.000	2	2	1.000	0	0	0	1.7	1	0	2	2	0	0	4	6.1	
Totals			5	398	38	107	.355	13	62	.210	14	22	.636	9	20	29	1.7	18	0	17	11	2	8	103	6.1



JULIAN GAMBLE

Senior | Forward/Center | 6-10 | 250

#45

Durham, N.C. | Southern Durham

- Developed a good inside game in the past year adding a left handed jump hook
- Good student, high basketball IQ, wants to be a coach
- Stronger and more athletic than prior to ACL injury
- Will finish his masters degree this year
- 185 test: 18 reps | 1-step vertical: 32.5 | Bench max: 275
- Born Sept. 15, 1989 ... Son of Sarah Gamble
- Brother to Talonny, Javon, William and Raquel
- Graduated in May 2012 with degree in sports administration and minor in business administration ... Will earn his masters in liberal arts in May 2013.
- Traveled to Africa summer of 2008 with Athletes in Action
- Nicknames include "Jules" and "JG".

As a Senior (2011-12)

- Sat out season after injuring left ACL in summer of 2011.

As a Junior (2010-11)

- In three NIT games, averaged 7.3 points and 5.7 rebounds while shooting 88.9 percent from field (8-9).

As a Sophomore (2009-10)

- Honored with team's "Outstanding Student-Athlete Award" at 2010 postseason banquet for efforts on court and in classroom.

As a Redshirt Freshman (2008-09)

- Among just six ACC freshmen to record a double-double during season, posting a career-high 13 points and a career-high 13 rebounds in win over North Florida (12/31)

As a Freshman (2007-08)

- Redshirt

High School

Three-year letterwinner at Southern Durham, same HS as former UM teammate Anthony King ... Two-time all-conference selection ... Rated No. 27 center in class of 2007 by Scout.com and No. 4 overall player in state of North Carolina by Rivals.com.

Opposition	P	R	A
Florida Southern	4	6	0
Southern Miss	0	0	0
Connecticut	0	1	0
San Diego	0	5	3
Stetson	1	2	0
at Kentucky	0	3	1
FIU	6	3	1
Robert Morris	0	0	0
Clemson	0	3	0
at St. John's	10	3	1
UNF	13	13	1
NC Central	6	7	0
FAU	0	0	0
Maryland	0	0	0
at North Carolina	0	0	0
at NC State	2	3	0
at Maryland	1	0	0
North Carolina	4	5	0
at Florida State	1	2	1
at Virginia	0	1	0
NC State	0	2	0
Virginia Tech	7	0	0
at Providence	2	1	0
at Florida	0	1	0

Opposition	P	R	A
NC Central	10	3	1
Nova Southeastern	5	4	0
Tulane	2	1	0
UNC Wilmington	2	0	0
South Carolina	0	0	0
FGCU	0	1	0
USC Upstate	4	5	4
Minnesota	0	1	0
at Boston College	0	0	0
SC State	0	4	3
at Stetson	4	2	0
FAU	2	1	0
NC A&T	2	4	3
Bethune-Cookman	0	0	1
at Pepperdine	4	3	0
Wake Forest	5	2	0
at Virginia Tech	0	0	0
at Virginia	0	0	0
Boston College	4	1	0
at Maryland	0	1	0
Virginia Tech	2	0	0
at Wake Forest	3	3	0
at Florida St.	9	3	1
Georgia Tech	4	7	2
at Clemson	3	5	1
Duke	4	1	1
Virginia	13	12	3
NC State	6	4	0
at North Carolina	8	7	2
Florida St.	5	1	0
Wake Forest	8	13	1
Virginia Tech	2	5	1
Duke	4	2	0

Opposition	P	R	A
Jacksonville	10	5	0
at Memphis	4	3	0
N.C. Central	2	4	1
at Rutgers	0	1	0
McNeese St.	2	5	0
at FGCU	2	0	0
Ole Miss	4	4	1
West Virginia	2	3	0
Stetson	6	7	1
UCF	4	1	0
Oral Roberts	2	0	0
Rice	4	3	1
Akron	3	3	0
Pepperdine	2	0	0
at Duke	7	3	0
at Clemson	2	0	1
BC	4	7	0
Florida St.	2	4	0
at NC State	4	6	2
UNC	0	2	0
at Virginia Tech	4	5	0
Georgia Tech	5	6	0
Virginia	0	1	0
at Wake Forest	4	7	1
Duke	4	2	2
at UNCG	8	5	2
Clemson	5	4	0
at BC	2	3	0
at Florida St.	1	0	0
Maryland	2	1	1
at Georgia Tech	7	4	2
Virginia	11	5	0
UNC	2	3	1
FAU	8	8	2
Missouri St.	7	3	0
at Alabama	7	6	0

Gamble Season / Career Highs

Points

Season: 16, at Hawai'i 12/22/12

Career: 16, at Hawai'i 12/22/12

Rebounds

Season: 13, at Hawai'i 12/22/12

Career: 13, (3x) last at Hawai'i 12/22/12

Assists

Season: 1 (2x) last at Georgia Tech, 1/5/13

Career: 4, vs. USC Upstate 11/28/09

Steals

Season: 2 (3x) last vs. Duke 1/23/13

Career: 2 (10x), last vs. Duke 1/23/13

Blocked Shots

Season: 4 (3x) last vs. Duke 1/23/13

Career: 4 (3x) last vs. Duke 1/23/13

Field Goals

Season: 7 (2x) last at UNC 1/10/13

Career: 7 (2x) last at UNC 1/10/13

Field Goal Attempts

Season: 10 (2x) last at UNC 1/10/13

Career: 10 (3x) last at UNC 1/10/13

Free Throws

Season: 5, vs. Jacksonville 11/16/12

Career: 7, vs. UNF 12/31/08

Free Throw Attempts

Season: 10, vs. Jacksonville 11/16/12

Career: 10 (2x) last vs. JU 11/16/12

3-Point Field Goals

Season: --

Career: 1, at North Carolina 3/2/10

3-Point Field Goal Attempts

Season: --

Career: 2, at North Carolina 3/2/10

Foul Disqualifications

Season: 2x, last vs. Maryland, 1/13/13

Career: 5x, last at Wake Forest 2/9/11

Minutes

Season: 33, at North Carolina 1/10/13

Career: 33, at North Carolina 1/10/13

GAMBLE CAREER STATISTICS

Season	GP	GS	Min.	Avg.	Total			3-Point			Free Throws			Rebounds				Scoring							
					FG	FGA	Pct.	FG	FGA	Pct.	FT	FTA	Pct.	Off.	Def.	Tot.	Avg.	PF	FO	Ast.	TO	Blk	Stl	Pts.	Avg.
2008-09	24	0	179	7.5	20	46	.435	0	0	.000	17	29	.586	22	39	61	2.5	23	0	8	4	14	3	57	2.4
2009-10	33	11	440	13.3	45	94	.479	1	4	.250	24	34	.706	39	57	96	2.9	59	2	24	37	25	17	115	3.5
2010-11	36	13	546	15.2	61	102	.598	0	1	.000	21	49	.429	41	83	124	3.4	92	3	18	33	30	14	143	4.0
2012-13	17	11	344	20.2	46	85	.541	0	0	.000	18	41	.439	33	51	84	4.9	36	2	2	16	27	9	110	6.5
TOTAL	110	35	1509	13.7	172	327	.526	1	5	.200	80	153	.523	135	230	365	3.3	210	7	52	90	96	43	425	3.9

GAMBLE 2012-13

Opponent	Date	GS	Min	TOTAL			3-PTS			FREE THROWS			REBOUNDS				PF	FO	A	TO	Blk	Stl	Pts	Avg	
				FG	FGA	Pct	3FG	FGA	Pct	FT	FTA	Pct	Off	Def	Tot	Avg									
STETSON	11-09-12		18	4	4	1.000	0	0	.000	1	3	.333	1	5	6	6.0	2	0	1	0	0	1	9	9.0	
at FGCU	11-13-12		8	0	2	.000	0	0	.000	0	0	.000	1	0	1	3.5	1	0	0	1	0	0	0	4.5	
JACKSONVILLE	11-16-12	*	28	4	6	.667	0	0	.000	5	10	.500	2	0	2	3.0	0	0	0	3	1	2	13	7.3	
DETROIT	11-24-12	*	13	3	5	.600	0	0	.000	1	1	1.000	1	1	2	2.8	2	0	0	2	2	0	7	7.3	
MICHIGAN STATE	11-28-12		9	0	2	.000	0	0	.000	0	0	.000	0	1	1	2.4	1	0	0	0	0	0	0	5.8	
at Massachusetts	12-01-12		3	0	1	.000	0	0	.000	0	0	.000	0	0	0	2.0	0	0	0	0	0	0	0	4.8	
CHARLOTTE	12-14-12		14	2	5	.400	0	0	.000	1	2	.500	1	1	2	2.0	2	0	0	2	2	0	5	4.9	
at UCF	12-18-12		11	0	0	.000	0	0	.000	0	0	.000	0	0	0	1.8	1	0	0	2	0	0	0	4.3	
at Hawai'i	12-22-12	*	32	7	10	.700	0	0	.000	2	2	1.000	8	5	13	3.0	1	0	0	0	2	0	16	5.6	
vs Arizona	12-23-12	*	31	1	4	.250	0	0	.000	1	2	.500	0	3	3	3.0	2	0	0	0	0	2	3	5.3	
vs Indiana State	12-25-12	*	24	5	9	.556	0	0	.000	1	5	.200	4	5	9	3.5	5	1	0	0	4	0	11	5.8	
LA SALLE	01-02-13	*	21	2	3	.667	0	0	.000	2	4	.500	2	6	8	3.9	1	0	0	0	2	0	6	5.8	
at Georgia Tech	01-05-13	*	25	2	6	.333	0	0	.000	3	4	.750	2	5	7	4.2	4	0	1	1	2	0	7	5.9	
at North Carolina	01-10-13	*	33	7	10	.700	0	0	.000	0	0	.000	3	3	6	4.3	4	0	0	1	3	1	14	6.5	
MARYLAND	01-13-13	*	32	4	9	.444	0	0	.000	0	2	.000	3	6	9	4.6	5	1	0	3	4	1	8	6.6	
at Boston College	01-16-13	*	18	3	5	.600	0	0	.000	0	0	.000	2	3	5	4.6	3	0	0	0	1	0	6	6.6	
DUKE	01-23-13	*	24	2	4	.500	0	0	.000	1	6	.167	3	7	10	4.9	2	0	0	1	4	2	5	6.5	
Totals			11	344	46	85	.541	0	0	.000	18	41	.439	33	51	84	4.9	36	2	2	16	27	9	110	6.5



TONYE JEKIRI

Freshman | Center | 7-0 | 227

Hialeah, Fla. | Champagnat Catholic School

#23

Jekiri Career Highs

Points	Career: 3, at UCF 12/18/12
Rebounds	Career: 4 vs. Maryland, 1/13/13
Assists	Career: 1 (2x) last at Boston College, 1/16/13
Steals	Career: 1 (4x) last vs. Duke 1/23/13
Blocked Shots	Career: 2, vs. Charlotte, 12/14/12
Field Goals	Career: 1 (3x) last vs. Duke 1/23/13
Field Goal Attempts	Career: 3 (2x) last vs. Duke 1/23/13
Free Throws	Career: 2, at Georgia Tech, 1/5/13
Free Throw Attempts	Career: 2 (3x) last at Georgia Tech, 1/5/13
3-Point Field Goals	Career: --
3-Point Field Goal Attempts	Career: --
Foul Disqualifications	Career: --
Minutes	Career: 12 vs. Duke 1/23/13

- Only played basketball for three years after moving to South Florida in September 2010 to begin hoops career
- Terrific learner who picks up concepts quickly
- Good passer for his size
- Developing his offensive game
- Can play with back to basket or step out for a 10-12-foot shot
- Runs the floor like a guard and has unstoppable motor
- Only scholarship freshman on the team, second Florida recruit in Larranaga era
- Acclimated himself well from Nigeria to US culture
- Chose jersey number 23 because July 23 is birthday
- 185 test: 9 reps | front squat: 245 | 1-step vertical: 31.5 | Bench max: 235
- Majoring in sports administration
- Born July 23, 1994 in Nigeria ... Given name is Tonye Frank Jekiri (TAHN-yay Ja-KEER-EE) ... Brother to Tammie, Omiebi and Boma
- Originally from Nigeria, Jekiri moved to South Florida in September 2010 to begin basketball career ... Previously played soccer
- Chose Miami over considerations from Virginia Tech, Clemson, Florida State, Auburn, Vanderbilt and Alabama
- Larranaga's second recruit from state of Florida, joining current Canes sophomore Shane Larkin from Orlando, Fla.

High School

Rated 17th-best center in country by *ESPN.com* and No. 13 by *Scout.com* ... Averaged 20 points, 12 rebounds and 5 blocks per game as a senior ... Notched 45 points and 20 rebounds in regional semifinals and 18 points, 14 rebounds and six blocks in regional finals ... Led team to 2A state title game ... First team 2011-12 Boys Class 2A All-State team ... First team All-FHSAA Tournament at state championships ... *Orlando Sentinel's* 2011-12 All-Florida boys basketball team ... Averaged 14 points and 10 rebounds per game as a junior with Champagnat, first year of organized hoops ... Team MVP ... Team captain ... On AAU circuit, played for Team Breakdown ... Dominated at Source Hoops Elite Camp and led Team Breakdown to championships in Breakdown Hoops Festival and Big Shots Myrtle Beach I.

CAREER STATISTICS

Season	GP	GS	Min.	Avg.	Total			3-Point			Free Throws			Rebounds				Scoring							
					FG	FGA	Pct.	FG	FGA	Pct.	FT	FTA	Pct.	Off.	Def.	Tot.	Avg.	PF	FO	Ast.	TO	Blk	Stl	Pts.	Avg.
2012-13	15	0	98	6.5	3	9	.333	0	0	.000	4	8	.500	10	9	19	1.3	15	0	2	4	5	4	10	0.7

JEKIRI 2012-13

Opponent	Date	GS	Min	TOTAL			3-PTS			FREE THROWS			REBOUNDS				PF	FO	A	TO	Blk	Stl	Pts	Avg
				FG	FGA	Pct	3FG	FGA	Pct	FT	FTA	Pct	Off	Def	Tot	Avg								
STETSON	11-09-12		DNP																					
at FGCU	11-13-12	9	0	0	.000	0	0	.000	1	2	.500	1	1	2	2.0	2	0	0	1	0	0	1	1.0	
JACKSONVILLE	11-16-12	6	0	0	.000	0	0	.000	0	1	.000	0	0	0	1.0	1	0	0	1	0	1	0	0.5	
DETROIT	11-24-12		DNP																					
MICHIGAN STATE	11-28-12	8	0	0	.000	0	0	.000	0	0	.000	0	2	2	1.3	1	0	0	0	0	0	0	0.3	
at Massachusetts	12-01-12	2	0	0	.000	0	0	.000	0	0	.000	0	0	0	1.0	0	0	0	0	0	0	0	0.3	
CHARLOTTE	12-14-12	11	0	0	.000	0	0	.000	0	0	.000	0	0	0	0.8	1	0	0	0	2	0	0	0.2	
at UCF	12-18-12	8	1	3	.333	0	0	.000	1	2	.500	2	0	2	1.0	4	0	0	0	0	0	3	0.7	
at Hawai'i	12-22-12	9	0	0	.000	0	0	.000	0	0	.000	0	0	0	0.9	1	0	1	0	0	1	0	0.6	
vs Arizona	12-23-12	7	0	1	.000	0	0	.000	0	0	.000	1	1	2	1.0	3	0	0	0	1	0	0	0.5	
vs Indiana State	12-25-12	0	0	0	.000	0	0	.000	0	0	.000	0	0	0	0.9	0	0	0	0	0	0	0	0.4	
LA SALLE	01-02-13	3	0	0	.000	0	0	.000	0	0	.000	0	1	1	0.9	0	0	0	0	0	0	0	0.4	
at Georgia Tech	01-05-13	7	0	0	.000	0	0	.000	2	2	1.000	2	0	2	1.0	0	0	0	1	1	0	2	0.5	
at North Carolina	01-10-13	2	0	0	.000	0	0	.000	0	0	.000	1	0	1	1.0	0	0	0	0	0	0	0	0.5	
MARYLAND	01-13-13	7	1	2	.500	0	0	.000	0	0	.000	2	2	4	1.2	1	0	0	0	0	0	2	0.6	
at Boston College	01-16-13	7	0	0	.000	0	0	.000	0	0	.000	0	1	1	1.2	1	0	1	1	0	1	0	0.6	
DUKE	01-23-13	12	1	3	.333	0	0	.000	0	1	.000	1	1	2	1.3	0	0	0	0	1	1	2	0.7	
Totals		0	98	3	9	.333	0	0	.000	4	8	.500	10	9	19	1.3	15	0	2	4	5	4	10	0.7



REGGIE JOHNSON

Senior | Center | 6-10 | 292

#42

Winston-Salem, N.C. | Winston-Salem Prep

2011 All-ACC Honorable Mention
2010 ACC All-Tournament Second Team
ACC Player of the Week - Feb. 6, 2012

- Immovable presence inside with soft hands, good agility and foot speed
- Provides big body inside with a 7-2 wingspan
- Developing a top of the key 3-point shot
- Another coach on the sideline during his injury, encouraging the bigs
- Graduated with a degree in liberal arts in Dec. 2012 ... Currently taking courses the College of Arts and Sciences.
- Carolina Panthers fan, enjoys WWF and wants to meet UM alum, The Rock
- 185 test: 23 reps | 1-step vertical: 27.5 | Bench max: 320
- Improved bench max from 250 to 320 pounds and 185 test from 13 to 23 reps in 15 months under strength coach Jim Krumpus
- Born Dec. 16, 1989 ... Son of Erika Johnson ... Brother to Chrisalyn Boston
- Graduated in December 2012 with a degree in liberal arts
- Nickname is Big Regg
- Also recruited by Wake Forest, Virginia Tech, Xavier and VCU
- Played basketball in China during summer of 2010 with Athletes in Action
- Played in 2012 Amare Stoudemire Skills Academy
- Lost approximately 40 pounds since arriving on campus in summer 2008

As a Junior (2011-12)

- Following season was listed sixth in rebounds on ACC's active career statistical leaders list
- Posted one double-double, a 27-point, 12-rebound performance in UM's first-ever win at Cameron Indoor Stadium against Duke
- First three-point attempt was a made trey against Maryland on Feb. 1
- Posted 15 points, nine rebounds, five blocks and five assists in 36 minutes in first game back from knee surgery (12/17)
- Sat out first nine games of season after successfully undergoing surgery on June 30 to repair a torn meniscus in right knee. Injured knee during pick-up game June 27
- Declared ineligible prior to game against Florida State (Feb. 26) following findings in ongoing joint NCAA-UM inquiry. Reinstated for Feb. 29 game at NC State.

As a Sophomore (2010-11)

- Shot 59.1 percent from field - third-highest percentage in a season in UM history (minimum 200 field goal attempts)
- Grabbed a team-high 21.7 percent of available rebounds while on court
- Pulled down 20 rebounds in NIT win over FAU

As a Redshirt Freshman (2009-10)

- Season-high 22 points (8-of-8 FG) with 6-of-6 shooting from line, four boards, two assists and a blocked shot in ACC Tournament opening-round win against Wake Forest (3/11).

As a True Freshman (2008-09)

- Redshirt season. Worked on conditioning and hours in the weight room

High School

Competed in basketball and track & field at Winston-Salem Prep ... Helped guide Phoenix to North Carolina 1-A state championship in basketball, finishing with 25 points and a state championship record 23 rebounds en route to title and MVP honors ... Two-time All-Northwest selection, led league with 24.1 points per game, 16.1 rebounds per game and 7.1 blocks per game as a senior in 2007-08 ... *NC Preps.com* 1-A Player of Year, *NC Preps.com* All-State Team, *Triad Sports Weekly* County Player of Year and *Triad Sports Weekly* All-Forsyth County Basketball Team ... Four-star recruit by *Scout.com*, which ranked him 17th among centers ... Played AAU basketball for Boo Williams.

2009-10			
Opposition	P	R	A
NC Central	4	0	1
Nova Southeastern	2	2	0
UNC Wilmington	3	1	0
South Carolina	7	7	1
FGCU	5	2	0
USC Upstate	13	6	0
Minnesota	2	1	1
at Boston College	7	3	0
SC State	11	6	1
at Stetson	0	0	0
FAU	8	10	1
NC A&T	5	8	1
Bethune-Cookman	7	7	0
at Pepperdine	8	7	0
Wake Forest	0	3	0
at Virginia Tech	8	10	1
at Virginia	6	8	1
Boston College	15	9	0
at Maryland	0	2	0
Virginia Tech	7	4	1
at Wake Forest	8	6	1
at Florida St.	2	0	0
Georgia Tech	10	7	0
at Clemson	5	4	0
Duke	0	1	0
Virginia	0	0	0
NC State	6	4	0
at North Carolina	2	3	0
Florida St.	12	3	0
Wake Forest	22	4	2
Virginia Tech	5	12	1
Duke	14	8	0

2010-11			
Opposition	P	R	A
Jacksonville	13	8	0
at Memphis	12	12	0
N.C. Central	12	10	1
at Rutgers	12	14	0
McNeese St.	12	9	0
at FGCU	11	10	1
Ole Miss	17	10	1
West Virginia	14	7	0
Stetson	6	7	2
UCF	6	6	0
Oral Roberts	14	12	0
Rice	7	6	2
Akron	21	12	1
Pepperdine	12	15	0
at Duke	22	9	0
at Clemson	6	8	1
BC	9	9	0
Florida St.	7	9	0
at NC State	20	14	1
UNC	11	13	2
at Virginia Tech	6	10	2
Georgia Tech	9	10	2
Virginia	16	8	1
at Wake Forest	25	7	1
Duke	16	7	3
at UNC	2	4	0
Clemson	7	9	2
at BC	15	6	2
at Florida St.	17	12	0
Maryland	12	16	3
at Georgia Tech	4	12	0
Virginia	8	6	1
UNC	12	4	0
FAU	14	20	1
Missouri St.	9	9	3
at Alabama	14	7	0

2011-12			
Opposition	P	R	A
vs. FAU	15	9	5
at Charlotte	11	7	3
APPALACHIAN ST.	11	8	1
UNCG	6	2	0
at Virginia	7	9	1
at North Carolina	12	9	0
CLEMSON	7	7	3
NC STATE	12	4	0
at Georgia Tech	8	7	2
at Boston College	12	5	1
MARYLAND	13	5	1
at Duke	27	12	0
VIRGINIA TECH	15	7	4
at Florida State	4	6	1
NORTH CAROLINA	11	9	1
WAKE FOREST	6	8	2
at Maryland	3	4	1
at NC State	10	8	0
BOSTON COLLEGE	10	7	4
at Georgia Tech	7	9	0
vs. Florida State	5	10	2
VALPARAISO	9	11	4
MINNESOTA	10	2	0

Johnson Season / Career Highs

Points

Season: 22, vs. Stetson 11/9/12
 Career: 27, at Duke 2/5/12

Rebounds

Season: 13 (2x) last at UCF 12/18/12
 Career: 20, vs. FAU 3/16/11

Assists

Season: 2 (2x) last vs. Detroit 11/24/12
 Career: 5, vs. FAU 12/17/11

Steals

Season: 1 (3x) last at UCF 12/18/12
 Career: 2 (4x), last vs. Georgia Tech 2/3/11

Blocked Shots

Season: 6, at UMass, 12/1/12
 Career: 6, at UMass, 12/1/12

Field Goals

Season: 6 (2x), last at UMass, 12/1/12
 Career: 11, at Duke 2/5/12

Field Goal Attempts

Season: 16, vs. Stetson 11/9/12
 Career: 17 (2x), last at Duke 2/5/12

Free Throws

Season: 10, vs. Stetson 11/9/12
 Career: 10, vs. Stetson 11/9/12

Free Throw Attempts

Season: 14, vs. Stetson 11/9/12
 Career: 14, vs. Stetson 11/9/12

3-Point Field Goals

Season: 1, at UCF 12/18/12
 Career: 1 (5x), last at UCF 12/18/12

3-Point Field Goal Attempts

Season: 3, vs. Stetson 11/9/12
 Career: 3, vs. Stetson 11/9/12

Foul Disqualifications

Season: --
 Career: 6x: 1-11/12; 4 - 10/11; 1-09/10

Minutes


Season: 33, at UMass, 12/1/12
 Career: 36, vs. FAU 12/17/11

Double-doubles

13 in 2010-11
 1 in 2011-12
 4 in 2012-13

Season	GP	GS	Min.	Avg.	Total			3-Point			Free Throws			Rebounds				Scoring							
					FGA	Pct.	FG	FGA	Pct.	FT	FTA	Pct.	Off.	Def.	Tot.	Avg.	PF	FO	Ast.	TO	Blk	Stl	Pts.	Avg.	
2009-10	32	6	434	13.6	60	115	.522	0	0	.000	84	107	.785	59	89	148	4.6	70	1	13	24	21	16	204	6.4
2010-11	36	34	935	26.0	165	279	.591	0	0	.000	100	150	.667	126	221	347	9.6	116	4	33	69	45	22	430	11.9
2011-12	23	22	602	26.2	88	179	.492	4	11	.364	51	72	.708	59	106	165	7.2	70	1	36	37	23	14	231	10.0
2012-13	8	6	214	26.8	26	63	.413	1	6	.167	37	51	.725	23	53	76	9.5	19	0	8	19	14	3	90	11.3
TOTAL	99	68	2185	22.1	339	636	.533	5	17	.294	272	380	.716	267	469	736	7.4	275	6	90	149	103	55	955	9.6

JOHNSON 2012-13		TOTAL			3-PTS			FREE THROWS			REBOUNDS														
Opponent	Date	GS	Min	FG	FGA	Pct	3FG	FGA	Pct	FT	FTA	Pct	Off	Def	Tot	Avg	PF	FO	A	TO	Blk	Stl	Pts	Avg	
STETSON	11-09-12	*	29	6	16	.375	0	3	.000	10	14	.714	7	4	11	11.0	2	0	2	2	0	0	22	22.0	
at FGCU	11-13-12	*	26	2	8	.250	0	0	.000	2	7	.286	4	6	10	10.5	4	0	1	5	0	1	6	14.0	
JACKSONVILLE	11-16-12																								
DETROIT	11-24-12		27	2	3	.667	0	0	.000	3	4	.750	3	6	9	10.0	3	0	2	2	3	1	7	11.7	
MICHIGAN STATE	11-28-12	*	31	2	5	.400	0	1	.000	6	6	1.000	0	11	11	10.3	2	0	1	2	3	0	10	11.3	
at Massachusetts	12-01-12	*	33	6	13	.462	0	0	.000	7	8	.875	3	10	13	10.8	2	0	1	3	6	0	19	12.8	
CHARLOTTE	12-14-12	*	25	3	8	.375	0	0	.000	2	4	.500	1	3	4	9.7	2	0	0	2	1	0	8	12.0	
at UCF	12-18-12	*	27	5	8	.625	1	2	.500	5	6	.833	4	9	13	10.1	0	0	1	1	0	1	16	12.6	
DUKE	01-23-13		16	0	2	.000	0	0	.000	2	2	1.000	1	4	5	9.5	4	0	0	2	1	0	2	11.3	
Totals			6	214	26	63	.413	1	6	.167	37	51	.725	23	53	76	9.5	19	0	8	19	14	3	90	11.3



KENNY KADJI

Senior | Forward/Center | 6-11 | 242

#35

Douala, Cameroon | Pendleton | IMG Academy | Florida

Kadji Season / UM Career Highs

Points
Season: 22 vs. Duke 1/23/13
Career: 30, vs. UNCG 01/02/12

Rebounds
Season: 14, at Georgia Tech, 1/5/13
Career: 14, at Georgia Tech, 1/5/13

Assists
Season: 5, vs. Stetson 11/9/12
Career: 5, vs. Stetson 11/9/12

Steals
Season: 4, vs. La Salle 1/2/13
Career: 4 (2x) last vs. La Salle 1/2/13

Blocked Shots
Season: 4, at North Carolina 1/10/13
Career: 5, vs. Florida State 2/26/12

Field Goals
Season: 9 (2x) last vs. Duke 1/23/13
Career: 10, vs UNCG 01/02/12

Field Goal Attempts
Season: 16, vs. Indiana State 12/25/12
Career: 16 (2x) last vs. Indiana State 12/25/12

Free Throws
Season: 5, vs. La Salle 1/2/13
Career: 10, vs. UNCG 01/02/12

Free Throw Attempts
Season: 7 (2x) last vs. La Salle 1/2/13
Career: 13, vs UNCG 01/02/12

3-Point Field Goals
Season: 3 (2x) last vs. Maryland, 1/13/13
Career: 4, at Duke 2/5/12

3-Point Field Goal Attempts
Season: 6, vs. Maryland, 1/13/13
Career: 7 vs. Boston College 3/3/12

Foul Disqualifications
Season: --
Career: 1 (4x), last vs. Florida State 2/26/12

Minutes
Season: 39, vs. Indiana State 12/25/12
Career: 39, vs. Indiana State 12/25/12

2011-12 Third Team All-ACC | 2011 Orange Bowl Basketball Classic Game MVP

Double-doubles: 4 in 2011-12 | 4 in 2012-13

- Athletic and skilled stretch four with good size and shot-blocking ability, who can score inside and outside
- Lost 20 pounds over the 2012 summer, cutting out unhealthy foods, including fast food and ice cream
- Game film junkie - between classes he's in the basketball offices watching film
- Coaches challenged him to improve minutes per rebound and he is up 2.0 rebounds per game from last season
- Graduates in May 2013 with a degree in sociology with a minor in business administration
- 185 test: 9 reps | front squat: 255 | 1-step vertical: 32 | Bench max: 230
- Last name is pronounced Kaad-jee ... Born May 19, 1988 ... Has three brothers
- Trained with current NBA player Jared Jeffries during summer of 2009 at IMG Academy
- Played piano for five years

As a Junior (2011-12)

- Only one of seven players in ACC to score 30+ points in a game
- Led team with 14.8 points per game in ACC play
- Scored in double digits 20 times, including 14-straight nights from Jan. 1-Feb. 26
- Hit at least a trio of threes four times and at least a pair in eight games

As a Redshirt (2010-11)

• After transferring to Miami from Florida, big man sat out 2010-11 season. After a promising freshman campaign at UF, played in just eight games as a sophomore before having surgery on back on Feb. 10. Was granted a medical hardship for 2009-10 season.

At Florida (2008-10)

- Played in 42 games with Florida over two seasons, before 2009-10 season was cut short
- Scored in double figures four times, including a season-high 15 points
- Scored four points and tallied five rebounds against Arkansas in first round of SEC Tournament
- Posted four points in seven minutes of action versus Miami in second round of NIT.

High School

Fifth-ranked center in class of 2008 by both *Rivals.com* and *Scout.com* and was rated in top half of ESPNU 100 ... Averaged 28.0 points, 12.0 rebounds and 4.0 blocks per game at Pendleton/IMG Academy, playing for coach Mike Moreau ... Participated in 2008 adidas All-America All-Star game and in 2008 adidas Kentucky Derby Festival basketball classic ... Played AAU basketball with Florida Rams.

Opposition	2011-12		
	P	R	A
TENNESSEE TECH	0	5	1
RUTGERS	13	5	1
UNF	9	10	3
FLA. GULF COAST	6	5	0
at Ole Miss	2	1	0
at Purdue	0	0	0
UMASS	9	7	0
Memphis	12	6	0
at West Virginia	15	3	1
vs. FAU	21	3	0
at Charlotte	18	10	0
APPALACHIAN ST.	3	2	0
UNCG	30	12	0
at Virginia	14	10	0
at North Carolina	16	2	0
CLEMSON	14	1	1
NC STATE	20	11	2
at Georgia Tech	21	8	2
at Boston College	14	7	2
at Duke	15	8	1
VIRGINIA TECH	11	4	0
at Florida State	14	6	1
NORTH CAROLINA	13	7	0
WAKE FOREST	18	5	0
at Maryland	16	8	0
FLORIDA STATE	15	3	0
at NC State	7	7	3
BOSTON COLLEGE	14	1	2
at Georgia Tech	5	6	1
vs. Florida State	5	3	1
VALPARAISO	2	3	1
MINNESOTA	3	1	0

STATISTICS AT FLORIDA


Season	GP	GS	Min.	Avg.	FG	Total FGA	Pct.	3-Point			Free Throws			Rebounds				Scoring					
								FG	FGA	Pct.	FT	FTA	Pct.	Total	Avg.	PF	FO	Ast.	TO	Blk	Stl	Pts.	Avg.
2008-09	34	1	426	12.5	62	128	.484	0	1	.000	24	47	.511	93	2.7	48	0	4	28	24	6	148	4.4
2009-10	8	0	45	5.6	3	8	.375	0	0	.000	2	4	.500	6	0.7	8	0	0	5	3	1	8	1.0
TOTAL	42	1	471	11.2	65	136	.445	0	1	.000	26	51	.509	99	2.3	56	0	4	33	27	7	156	3.7

STATISTICS AT MIAMI

Season	GP	GS	Min.	Avg.	FG	Total FGA	Pct.	3-Point			Free Throws			Rebounds				Scoring							
								FG	FGA	Pct.	FT	FTA	Pct.	Off.	Def.	Tot.	Avg.	PF	FO	Ast.	TO	Blk	Stl	Pts.	Avg.
2011-12	32	28	877	27.4	137	280	.489	28	67	.418	73	115	.635	58	112	170	5.3	72	4	23	50	51	19	375	11.7
2012-13	17	17	524	30.8	82	175	.469	22	63	.349	37	60	.617	27	96	123	7.2	42	0	19	36	28	10	223	13.1
TOTAL	49	45	1401	28.6	219	455	.481	50	130	.385	110	175	.629	85	208	293	6.0	114	4	42	86	79	29	598	12.2

KADJI 2012-13

Opponent	Date	GS	Min	TOTAL			3-PTS			FREE THROWS			REBOUNDS				PF	FO	A	TO	Blk	Stl	Pts	Avg	
				FG	FGA	Pct	3FG	FGA	Pct	FT	FTA	Pct	Off	Def	Tot	Avg									
STETSON	11-09-12	*	31	5	10	.500	2	5	.400	0	0	.000	2	10	12	12.0	4	0	5	3	1	0	12	12.0	
at FGCU	11-13-12	*	31	4	10	.400	1	3	.333	4	7	.571	4	4	8	10.0	1	0	0	1	1	1	13	12.5	
JACKSONVILLE	11-16-12	*	31	2	5	.400	1	3	.333	2	2	1.000	1	3	4	8.0	3	0	2	5	2	0	7	10.7	
DETROIT	11-24-12	*	30	5	13	.385	0	5	.000	4	4	1.000	2	9	11	8.8	3	0	3	1	0	0	14	11.5	
MICHIGAN STATE	11-28-12	*	32	2	6	.333	0	2	.000	0	0	.000	0	3	3	7.6	2	0	1	2	2	0	4	10.0	
at Massachusetts	12-01-12	*	32	4	8	.500	2	5	.400	3	4	.750	0	5	5	7.2	3	0	0	1	1	0	13	10.5	
CHARLOTTE	12-14-12	*	24	5	6	.833	3	3	1.000	4	5	.800	1	4	5	6.9	2	0	1	3	3	1	17	11.4	
at UCF	12-18-12	*	24	4	12	.333	1	5	.200	1	2	.500	5	3	8	7.0	3	0	1	4	1	2	10	11.3	
at Hawai'i	12-22-12	*	30	3	9	.333	0	2	.000	2	2	1.000	0	6	6	6.9	4	0	1	2	2	0	8	10.9	
vs Arizona	12-23-12	*	35	9	15	.600	1	3	.333	0	0	.000	0	4	4	6.6	1	0	0	0	0	0	19	11.7	
vs Indiana State	12-25-12	*	39	5	16	.313	0	1	.000	3	6	.500	4	3	7	6.6	4	0	0	1	2	0	13	11.8	
LA SALLE	01-02-13	*	26	4	9	.444	1	4	.250	5	7	.714	2	9	11	7.0	3	0	2	2	3	4	14	12.0	
at Georgia Tech	01-05-13	*	31	3	9	.333	1	4	.250	4	6	.667	2	12	14	7.5	1	0	0	3	2	1	11	11.9	
at North Carolina	01-10-13	*	37	7	11	.636	2	5	.400	2	3	.667	0	9	9	7.6	2	0	3	0	4	0	18	12.4	
MARYLAND	01-13-13	*	33	5	13	.385	3	6	.500	1	6	.167	1	4	5	7.5	3	0	0	2	1	0	14	12.5	
at Boston College	01-16-13	*	32	6	12	.500	2	4	.500	0	2	.000	3	2	5	7.3	1	0	0	3	1	0	14	12.6	
DUKE	01-23-13	*	26	9	11	.818	2	3	.667	2	4	.500	0	6	6	7.2	2	0	0	3	2	1	22	13.1	
Totals			17	524	82	175	.469	22	63	.349	37	60	.617	27	96	123	7.2	42	0	19	36	28	10	223	13.1



SHANE LARKIN

Sophomore | Guard | 5-11 | 176

Orlando, Fla. | Dr. Phillips (Fla.)

#0

Larkin Career Highs

Points

Season: 27, vs. Jacksonville 11/16/12
Career: 27, vs. Jacksonville 11/16/12

Rebounds

Season: 10, vs. Duke 1/23/13
Career: 10, vs. Duke 1/23/13

Assists

Season: 6 (4x) last vs. Maryland, 1/13/13
Career: 6 (4x) last vs. Maryland, 1/13/13

Steals

Season: 6, vs. Arizona, 12/23/12
Career: 6 (3x) last vs. Arizona, 12/23/12

Blocked Shots

Season: 1 (2x) last vs. Maryland, 1/13/13
Career: 1 (4x) last vs. Maryland, 1/13/13

Field Goals

Season: 9, vs. Jacksonville 11/16/12
Career: 9, vs. Jacksonville 11/16/12

Field Goal Attempts

Season: 15, vs. La Salle 1/2/13
Career: 15, vs. La Salle 1/2/13

Free Throws

Season: 7, vs. Jacksonville 11/16/12
Career: 8, vs. Florida State 2/26/12

Free Throw Attempts

Season: 7, vs. Jacksonville 11/16/12
Career: 9, vs. Florida State 2/26/12

3-Point Field Goals

Season: 4, at FGCU 11/13/12
Career: 4 (2x) last at FGCU 11/13/12

3-Point Field Goal Attempts

Season: 9, at FGCU 11/13/12
Career: 9, at FGCU 11/13/12

Foul Disqualifications

Season: --
Career: 1, at Maryland 2/21/12

Minutes

Season: 41, vs. Indiana State 12/25/12
Career: 41 (2x) last vs. Indiana State 12/25/12

2011-12 All-ACC Freshman Team | ACC Rookie of the Week - Dec. 5

Double-doubles: 1 in 2012-13

- Extremely athletic and intelligent with a quiet and confident demeanor
- Can score by attacking the rim or hitting a shot from long range
- Improved all aspects of his game after his ACC All-Rookie season
- Is difficult to take off of the court, leads the ACC in minutes played
- Conscious of getting all teammates involved in a play and in the game
- 185 test: 14 reps | front squat: 325 | 1-step vertical: 42.5 (best on the team) | Bench max: 270
- Improved bench max 215-270 pounds, 1-step vertical 39.5 to 42.5 inches, 185 test 3 to 14 reps and standing vertical jump 32.5 to 34 inches in 15 months under strength coach Jim Krumpus
- Born DeShane Larkin on Oct. 2, 1992, but goes by Shane ... Son of Lisa and Barry Larkin, former Cincinnati Reds 12-time All-Star shortstop ... Brother to Cymber and Brielle
- Deion Sanders, Larkin's favorite athlete growing up, gave him nickname SugaShane
- Comes from a long lineage of athletes, including father as well as uncles Byron Larkin (Xavier basketball), Mike Larkin (Notre Dame football) and Steve Larkin (Texas baseball)
- Majoring in sports administration
- Originally committed to DePaul in 2010, but was granted a release from the school in August 2011
- Also recruited by Boston College, George Mason, Colorado and Florida State.

As a Freshman (2011-12)

- Fifth in ACC - only rookie in Top 10 - in steals per game (1.6)
- Of all ACC rookies, was sixth in scoring and second in assists
- Led UM in ACC Tournament with 14.0 points, eight assists and four steals in a pair of games
- Missed first game of season following transfer from DePaul in summer. Received an NCAA waiver a few hours prior to game against Rutgers (Nov. 15) that allowed him to play immediately
- Notched 10 double-digit scoring outings in 32 games
- Nine games with four or more handouts
- Grabbed three or more steals nine times, twice snatching six
- Started season 11-of-11 at FT line, then was 36-38 midway through season

High School

Averaged 18.8 points, 6.4 rebounds, 6.3 assists and 3.5 steals per game as a senior at Dr. Phillips High in Orlando, Fla. ... Ended high school career with a school record 320 steals and was second in career scoring behind 2010-11 All-SEC selection Chris Warren (Ole Miss) ... Two-time all-state player ... Twice was 6A Player of Year runner up ... Ranked among Top 20 point guards in country by *Scout.com* ... No. 72 overall player in nation, according to *Scout.com* ... Led team to a 27-6 record senior season, advancing to state championship game for second consecutive year ... Three-time district champions ... Regional champion.

2011-12	P	R	A
Opposition			
RUTGERS	3	1	1
UNF	8	2	2
FLA. GULF COAST	8	6	5
at Ole Miss	2	2	4
at Purdue	16	0	2
UMASS	14	4	2
Memphis	7	3	0
at West Virginia	8	2	1
vs. FAU	3	2	4
at Charlotte	8	2	2
APPALACHIAN ST.	11	2	3
UNCG	18	6	3
at Virginia	0	4	0
at North Carolina	3	1	4
CLEMSON	2	1	3
NC STATE	9	1	5
at Georgia Tech	6	0	5
at Boston College	0	2	0
MARYLAND	12	7	2
at Duke	7	3	4
VIRGINIA TECH	14	2	4
at Florida State	5	5	1
NORTH CAROLINA	0	0	2
WAKE FOREST	3	2	3
at Maryland	3	2	3
FLORIDA STATE	13	2	3
at NC State	4	1	2
BOSTON COLLEGE	3	0	0
at Georgia Tech	12	1	3
vs. Florida State	16	8	5
VALPARAISO	12	5	1
MINNESOTA	8	1	2

CAREER STATISTICS

Season	GP			Min.	Avg.	Total			3-Point			Free Throws			Rebounds			Scoring							
	GP	GS	Min.			FGA	Pct.	FG	FGA	Pct.	FT	FTA	Pct.	Off.	Def.	Tot.	Avg.	PF	FO	Ast.	TO	Blk	Stl	Pts.	Avg.
2011-12	32	19	820	25.6	73	203	.360	32	99	.323	60	70	.857	18	62	80	2.5	52	1	81	60	2	50	238	7.4
2012-13	17	17	614	36.1	80	174	.460	27	67	.403	26	33	.788	8	62	70	4.1	25	0	67	36	2	38	213	12.5
TOTAL	49	36	1434	29.3	153	377	.406	59	166	.355	86	103	.835	26	124	150	3.1	77	1	148	96	4	88	451	9.2

LARKIN 2012-13

Opponent	Date	GS	Min	TOTAL			3-PTS			FREE THROWS			REBOUNDS			PF	FO	A	TO	Blk	Stl	Pts	Avg		
				FG	FGA	Pct	3FG	FGA	Pct	FT	FTA	Pct	Off	Def	Tot									Avg	
STETSON	11-09-12	*	35	5	7	.714	1	3	.333	2	4	.500	0	2	2	2.0	2	0	6	2	0	13	13.0		
at FGCU	11-13-12	*	38	5	13	.385	4	9	.444	0	0	.000	0	4	4	3.0	4	0	4	3	0	14	13.5		
JACKSONVILLE	11-16-12	*	35	9	13	.692	2	5	.400	7	7	1.000	0	4	4	3.3	2	0	5	4	0	1	27	18.0	
DETROIT	11-24-12	*	37	6	10	.600	1	1	1.000	2	2	1.000	0	3	3	3.3	0	0	3	5	0	2	15	17.3	
MICHIGAN STATE	11-28-12	*	36	5	10	.500	3	4	.750	2	2	1.000	0	1	1	2.8	1	0	2	2	0	4	15	16.8	
at Massachusetts	12-01-12	*	34	5	9	.556	2	3	.667	2	3	.667	1	5	6	3.3	4	0	2	2	0	2	14	16.3	
CHARLOTTE	12-14-12	*	32	4	8	.500	1	2	.500	0	0	.000	1	4	5	3.6	1	0	5	2	1	4	9	15.3	
at UCF	12-18-12	*	36	5	10	.500	1	2	.500	0	0	.000	1	4	5	3.8	2	0	6	2	0	2	11	14.8	
at Hawai'i	12-22-12	*	35	4	10	.400	2	4	.500	2	2	1.000	0	2	2	3.6	0	0	1	1	0	3	12	14.4	
vs Arizona	12-23-12	*	38	4	9	.444	2	6	.333	0	0	.000	1	1	2	3.4	1	0	3	2	0	6	10	14.0	
vs Indiana State	12-25-12	*	41	2	13	.154	0	5	.000	0	0	.000	0	4	4	3.5	0	0	4	1	0	1	4	13.1	
LA SALLE	01-02-13	*	36	6	15	.400	3	6	.500	3	4	.750	0	5	5	3.6	0	0	3	1	0	1	18	13.5	
at Georgia Tech	01-05-13	*	36	2	7	.286	1	3	.333	0	0	.000	1	3	4	3.6	0	0	6	1	0	3	5	12.8	
at North Carolina	01-10-13	*	36	3	7	.429	1	3	.333	4	6	.667	0	3	3	3.6	2	0	1	4	0	2	11	12.7	
MARYLAND	01-13-13	*	37	5	11	.455	0	3	.000	0	0	.000	1	3	4	3.6	0	0	6	0	1	3	10	12.5	
at Boston College	01-16-13	*	36	2	8	.250	1	2	.500	2	2	1.000	1	5	6	3.8	4	0	5	2	0	2	7	12.2	
DUKE	01-23-13	*	36	8	14	.571	2	6	.333	0	1	.000	1	9	10	4.1	2	0	5	2	0	1	18	12.5	
Totals			17	614	80	174	.460	27	67	.403	26	33	.788	8	62	70	4.1	25	0	67	36	2	38	213	12.5

2012-13 University of Miami



TREY MCKINNEY JONES #4

Senior | Guard | 6-5 | 220

Milwaukee, Wis. | South Milwaukee | UMKC

- Athletic and consistent player who never gets too high or too low and gives tons of effort
- Has developed a high-percentage 3-point shot after transferring from UMKC to Miami
- 185 test: 19 reps | front squat: 330 | 1-step vertical: 37 | Bench max: 300
- Improved bench max 275 to 300 pounds and vertical jump 30.5 to 32.5 inches in 15 months under strength coach Jim Krumpus
- Green Bay Packers fan
- Born August 27, 1990 ... Son of Dwight Jones, and Luann McKinney & Ed Schmitt ... Brother to Laine, Mariel and Dwight
- Graduated in May 2012 with a degree in marketing ... Will earn his masters in liberal studies in June 2013
- From an athletic family - uncle, Mark Jones, played in NBA for Orlando Magic and professionally overseas, and aunt, Esther Jones, was a national champion in track and field at LSU in 1990 in 100- and 200-meters and an Olympic gold medalist in 1992 as a member of 4x100-meter relay.

As a Redshirt Junior (2011-12)

Only came to play in all 33 games
Multiple three in 14 games
Scored 10 points, grabbed seven rebounds and dished out four assists at Purdue in front of 30+ friends and family who came to watch live in West Lafayette, Ind.

As a Junior (2010-11)

• After transferring to Miami from UMKC, combo guard sat out 2010-11 season.

At UMKC as a Freshman (2008-09) and Sophomore (2009-10)

- Played basketball for two seasons at UMKC, appearing in 30 games and starting 25 as a sophomore in 2009-10
- Fourth all-time among UMKC sophomores in free throws made, seventh in points (327) and 10th in scoring average (10.9)
- First half dunk vs. Centenary was "No. 1 Top Play of Day" on ESPN SportCenter's Top-10 plays on Feb. 25
- First career double-double (11 points and 11 rebounds) versus Centenary (2/19)
- Named to Summit League Winter/Spring Academic All-League Team

High School

First team All-Southeast Conference and honorable mention all-suburban team honoree ... Averaged 15.0 points, 6.0 assists and 5.7 rebounds per game as a senior ... Helped Rockets to first North Division Championship in 22 years ... Scored 545 points and shot 84.8 percent from line over prep career ... 2007 adidas Double Pump Camp All-Star ... Played for Southeast Wisconsin All-Stars ... Wendy's High School Heisman Trophy winner for Wisconsin ... Won back-to-back Wisconsin state triple jump titles in 2007 and '08 ... State runner-up in long jump in 2008, after finishing sixth at state meet as a junior ... Offered track scholarships by Marquette and Minnesota ... Achieved high honors in classroom for having better than a 3.5 grade point average ... Named to honor roll from sophomore through senior years.

2011-12			
Opposition	P	R	A
TENNESSEE TECH	12	4	0
RUTGERS	0	2	0
UNF	7	3	2
FLA. GULF COAST	9	5	2
at Ole Miss	12	9	3
at Purdue	10	7	4
UMASS	10	8	3
Memphis	10	5	1
at West Virginia	2	1	0
vs. FAU	10	3	4
at Charlotte	7	6	2
APPALACHIAN ST.	11	3	3
UNCG	11	2	2
at Virginia	0	3	0
at North Carolina	0	2	2
CLEMSON	12	6	3
NC STATE	0	5	0
at Georgia Tech	0	1	1
at Boston College	9	3	1
MARYLAND	13	5	2
at Duke	2	1	2
VIRGINIA TECH	7	3	0
at Florida State	3	3	1
NORTH CAROLINA	11	3	2
WAKE FOREST	3	3	1
at Maryland	13	2	0
FLORIDA STATE	11	6	0
at NC State	0	0	0
BOSTON COLLEGE	9	2	0
at Georgia Tech	3	2	0
vs. Florida State	8	2	1
VALPARAISO	10	3	3
MINNESOTA	5	2	3

McKinney Jones UM Career Highs Points

Season: 18, vs. Michigan St. 11/28/12

Career: 18, vs. Michigan St. 11/28/12

Rebounds

Season: 11, vs. Indiana State 12/25/12

Career: 11, vs. Indiana State 12/25/12

Assists

Season: 7, vs. Maryland, 1/13/13

Career: 7, vs. Maryland, 1/13/13

Steals

Season: 3, vs. Jacksonville 11/16/12

Career: 3 (4x) last vs. Jacksonville 11/16/12

Blocked Shots

Season: 1, vs. La Salle 1/2/13

Career: 1 (3x), last vs. La Salle 1/2/13

Field Goals

Season: 5 (3x) last vs. vs. La Salle 1/2/13

Career: 5 (5x), last vs. La Salle 1/2/13

Field Goal Attempts

Season: 11, vs. Maryland, 1/13/13

Career: 11 (2x) last vs. Maryland, 1/13/13

Free Throws

Season: 7, at Hawai'i 12/22/12

Career: 7, at Hawai'i 12/22/12

Free Throw Attempts

Season: 7, at Hawai'i 12/22/12

Career: 7, at Hawai'i 12/22/12

3-Point Field Goals

Season: 5 vs. Michigan St. 11/28/12

Career: 5 vs. Michigan St. 11/28/12

3-Point Field Goal Attempts

Season: 7 vs. Michigan St. 11/28/12

Career: 7 vs. Michigan St. 11/28/12

Foul Disqualifications

Season: --

Career: 1, at Ole Miss 11/25/11

Minutes

Season: 44, vs. Indiana State 12/25/12

Career: 44, vs. Indiana State 12/25/12

STATISTICS AT UMKC

Season	GP	GS	Min.	Avg.	FG	Total FGA	Pct.	3-Point			Free Throws			Rebounds				Scoring							
								FG	FGA	Pct.	FT	FTA	Pct.	Off.	Def.	Tot.	Avg.	PF	FO	Ast.	TO	Blk	Stl	Pts.	Avg.
2008-09	31	13	581	18.7	40	98	.408	7	33	.212	24	42	.571	15	79	94	3.0	69	2	39	26	1	14	111	3.6
2009-10	30	25	855	28.5	110	231	.476	18	52	.346	89	120	.742	22	92	114	3.8	94	3	60	69	3	19	327	10.9
TOTAL	61	38	1436	23.5	150	329	.456	25	85	.294	113	162	.698	37	171	208	3.4	163	5	99	95	4	33	438	7.2

STATISTICS AT MIAMI

Season	GP	GS	Min.	Avg.	FG	Total FGA	Pct.	3-Point			Free Throws			Rebounds				Scoring							
								FG	FGA	Pct.	FT	FTA	Pct.	Off.	Def.	Tot.	Avg.	PF	FO	Ast.	TO	Blk	Stl	Pts.	Avg.
2011-12	33	12	796	24.1	86	184	.467	40	107	.374	18	25	.720	20	95	115	3.5	70	1	47	42	2	22	230	7.0
2012-13	17	15	527	31.0	49	121	.405	26	63	.413	42	49	.857	9	59	68	4.0	34	0	31	21	1	14	166	9.8
TOTAL	50	27	1323	26.5	135	305	.443	66	170	.388	60	74	.811	29	154	183	3.7	104	1	78	63	3	36	396	7.9

MCKINNEY JONES 2012-13

Opponent	Date	GS	Min	TOTAL			3-PTS			FREE THROWS			REBOUNDS				PF	FO	A	TO	Blk	Stl	Pts	Avg	
				FG	FGA	Pct	3FG	FGA	Pct	FT	FTA	Pct	Off	Def	Tot	Avg									
STETSON	11-09-12	*	36	5	10	.500	1	3	.333	3	3	1.000	1	3	4	4.0	2	0	2	1	0	0	14	14.0	
at FGCU	11-13-12	*	37	3	10	.300	1	6	.167	1	1	1.000	1	1	2	3.0	4	0	1	2	0	2	8	11.0	
JACKSONVILLE	11-16-12	*	38	2	6	.333	1	3	.333	6	6	1.000	0	6	6	4.0	2	0	3	0	0	3	11	11.0	
DETROIT	11-24-12	*	26	4	6	.667	3	5	.600	2	2	1.000	0	4	4	4.0	3	0	2	1	0	1	13	11.5	
MICHIGAN STATE	11-28-12	*	34	5	8	.625	5	7	.714	3	4	.750	1	0	1	3.4	1	0	0	0	0	0	18	12.8	
at Massachusetts	12-01-12	*	35	3	5	.600	1	2	.500	1	2	.500	1	2	3	3.3	4	0	2	2	0	1	8	12.0	
CHARLOTTE	12-14-12	*	26	3	9	.333	0	3	.000	4	4	1.000	0	2	2	3.1	1	0	1	1	0	0	10	11.7	
at UCF	12-18-12	*	31	2	7	.286	2	4	.500	0	0	.000	0	4	4	3.3	2	0	1	1	0	0	6	11.0	
at Hawai'i	12-22-12		24	2	4	.500	0	1	.000	7	7	1.000	0	4	4	3.3	2	0	2	1	0	1	11	11.0	
vs Arizona	12-23-12		19	0	3	.000	0	1	.000	0	1	.000	1	1	2	3.2	1	0	1	0	0	1	0	9.9	
vs Indiana State	12-25-12	*	44	2	6	.333	0	3	.000	2	2	1.000	1	10	11	3.9	2	0	2	4	0	1	6	9.5	
LA SALLE	01-02-13	*	35	5	9	.556	4	5	.800	0	0	.000	1	3	4	3.9	1	0	0	0	1	1	14	9.9	
at Georgia Tech	01-05-13	*	30	3	10	.300	1	4	.250	2	3	.667	1	4	5	4.0	0	0	2	2	0	0	9	9.8	
at North Carolina	01-10-13	*	26	1	5	.200	1	4	.250	2	2	1.000	0	1	1	3.8	1	0	1	5	0	1	5	9.5	
MARYLAND	01-13-13	*	33	3	11	.273	2	5	.400	4	4	1.000	0	8	8	4.1	2	0	7	0	0	1	12	9.7	
at Boston College	01-16-13	*	26	3	6	.500	2	3	.667	3	6	.500	0	3	3	4.0	2	0	1	0	0	0	11	9.8	
DUKE	01-23-13	*	27	3	6	.500	2	4	.500	2	2	1.000	1	3	4	4.0	4	0	3	1	0	1	10	9.8	
Totals			15	527	49	121	.405	26	63	.413	42	49	.857	9	59	68	4.0	34	0	31	21	1	14	166	9.8



DURAND SCOTT

Senior | Guard | 6-5 | 203

#1

The Bronx, N.Y. | Rice

ACC Player of the Week - Dec. 17, 2012

2011-12 All-ACC Honorable Mention

2010 ACC All-Rookie Team, 2010 ACC All-Tournament First Team

Sporting News ACC All-Rookie Team

2010 Four-time ACC Rookie of the Week

- Heart and soul of the Miami Hurricanes with a junkyard dog game
- Very good defender who matches up against opponents' best player
- Uplifting personality makes him popular on campus and with campers
- Slasher to the rim and for short floaters
- Graduates in May 2013 with a degree in liberal arts
- 185 test: 19 reps | front squat: 245 | 1-step vertical: 28 | Bench max: 285
- Improved 185 test 12 to 19 reps and max bench 235 to 285 pounds in 15 months under strength coach Jim Krumpus
- Born Feb. 22, 1990 ... Brother to Alva, Ruschell, Shammet and Lacey
- Of Jamaican descent
- Nickname is "Durand Durand"

As A Senior (2012-13)

- One of five ACC guards to attend Chris Paul's CP3 Elite Guard Camp in Winston-Salem, N.C. in June.

As A Junior (2011-12)

- Ranked fifth in scoring and sixth in assists on list of ACC active career statistical leaders
- Declared ineligible by Miami prior to game against FSU on March 9, served a six-game withholding penalty
- Book Buster (3.0 GPA).

As A Sophomore (2010-11)

- Registered 100 assists for second-straight season, becoming first Cane to do so since John Salmons in 2001-02
- First Hurricane to post back-to-back games with 20-or-more points since 2008-09

As A Freshman (2009-10)

- First Miami rookie since 2003-04 to score 20 points in multiple games
- Season-high 29 points at North Carolina marked most points by a Miami freshman in over nine years
- Named "Outstanding Defender" at team's 2010 postseason banquet
- Just second freshman and fifth player in UM history to amass 100 points, 100 boards and 100 assists in a single season.

High School

Ranked fifth in nation among shooting guards by *Scout*, eighth by *Rivals* and 11th by ESPN ... Five-star recruit, also ranked among top 25 overall players by *Scout* ... Selected to play in 2009 Jordan Brand Classic ... As a senior, led Rice High School to State Federation Class 2-A championship, earning tournament MVP honors after scoring 23 points in title game -- including a three-pointer with 14.5 seconds left in regulation to send game into overtime ... As a junior, averaged 12.7 points, 5.4 rebounds, 2.9 assists and 1.6 steals per game en route to a 19-5 record and playoff run ... Shot 89.7 percent from long range (26-29), 63.6 from field and 75.6 from charity stripe ... Over high school career, won two state championships and four city championships ... Coached by Maurice Hicks ... Played AAU basketball for New York Gauschos who finished 2008 season as No. 1 ranked AAU program in New York metropolitan area ... Recruited by many of nation's top basketball programs, including UConn, Pittsburgh, St. John's, Memphis, UCLA, Tennessee and West Virginia.

2009-10			
Opposition	P	R	A
NC Central	4	4	10
Nova Southeastern	14	5	8
Tulane	10	5	5
UNC Wilmington	2	3	2
South Carolina	8	10	3
FGCU	8	4	4
USC Upstate	3	6	1
Minnesota	20	5	3
at Boston College	4	4	2
SC State	5	1	6
at Stetson	4	4	4
FAU	13	1	4
NC A&T	13	5	4
Bethune-Cookman	8	2	8
at Pepperdine	4	4	4
Wake Forest	10	2	3
at Virginia Tech	8	3	2
at Virginia	7	1	0
Boston College	9	6	3
at Maryland	13	4	2
Virginia Tech	12	4	4
at Wake Forest	9	6	2
at Florida St.	9	0	2
Georgia Tech	2	3	2
at Clemson	10	3	3
Duke	19	4	4
Virginia	11	4	2
NC State	13	3	5
at North Carolina	29	5	1
Florida St.	14	5	1
Wake Forest	6	5	4
Virginia Tech	17	6	2
Duke	21	4	3

2010-11			
Opposition	P	R	A
Jacksonville	20	4	6
at Memphis	20	4	1
N.C. Central	3	3	4
at Rutgers	5	5	2
McNeese St.	12	1	5
at FGCU	15	6	8
Ole Miss	27	6	6
West Virginia	11	4	2
Stetson	9	4	2
UCF	16	4	5
Oral Roberts	14	3	3
Rice	10	1	2
Akron	12	9	3
Pepperdine	15	5	2
at Duke	10	5	2
at Clemson	24	3	0
BC	19	7	3
Florida St.	8	5	1
at NC State	10	3	2
UNC	18	3	4
at Virginia Tech	21	4	5
Georgia Tech	5	5	4
Virginia	7	6	1
at Wake Forest	17	3	2
Duke	10	3	8
at UNC	12	12	2
Clemson	16	3	2
at BC	10	4	4
at Florida St.	6	3	2
Maryland	15	1	6
at Georgia Tech	13	2	1
Virginia	10	6	1
UNC	12	5	1
FAU	19	2	4
Missouri St.	20	5	4
at Alabama	19	3	2

2011-12			
Opposition	P	R	A
TENNESSEE TECH	15	6	5
RUTGERS	19	5	4
UNF	11	3	1
FLA. GULF COAST	5	5	4
at Ole Miss	13	6	4
at Purdue	12	2	2
UMASS	16	6	6
Memphis	10	6	5
at West Virginia	6	6	2
vs. FAU	18	1	2
at Charlotte	14	4	4
APPALACHIAN ST.	17	2	4
UNC	17	7	3
at Virginia	12	3	3
at North Carolina	12	5	3
CLEMSON	10	6	4
NC STATE	8	6	3
at Georgia Tech	6	6	2
at Boston College	19	6	4
MARYLAND	24	8	7
at Duke	11	6	2
VIRGINIA TECH	2	6	1
at Florida State	12	5	3
NORTH CAROLINA	15	3	2
WAKE FOREST	18	7	4
at Maryland	14	5	1
FLORIDA STATE	17	7	2
at NC State	10	11	3
BOSTON COLLEGE	14	6	2
at Georgia Tech	11	7	1

Scott Season / Career Highs

Points

Season: 25, vs. Duke 1/23/13

Career: 29, at North Carolina 3/2/10

Rebounds

Season: 12, vs. Charlotte, 12/14/12

Career: 12 (2x) last vs. Charlotte, 12/14/12

Assists

Season: 5 (2x) last at UNC 1/10/13

Career: 10, at NC Central 11/14/09

Steals

Season: 4, vs. Charlotte, 12/14/12

Career: 4 (2x) last vs. Charlotte, 12/14/12

Blocked Shots

Season: 1, vs. Charlotte, 12/14/12

Career: 2, at Pepperdine 1/3/10

Field Goals

Season: 9, vs. Duke 1/23/13

Career: 11 (2x), vs. Maryland 2/01/12

Field Goal Attempts

Season: 15, at Hawai'i 12/22/12

Career: 17, vs. Minnesota 12/2/09

Free Throws

Season: 8, vs. La Salle 1/2/13

Career: 16, vs. UMass 12/03/11

Free Throw Attempts

Season: 9 (2x) last vs. La Salle 1/2/13

Career: 18, vs. UMass 12/03/11

3-Point Field Goals

Season: 4, at Hawai'i 12/22/12

Career: 4 (2x) last at Hawai'i 12/22/12

3-Point Field Goal Attempts

Season: 8, at Hawai'i 12/22/12

Career: 8, at Hawai'i 12/22/12

Foul Disqualifications

Season: 2, last vs. Duke 1/23/13

Career: 12x - 4-11/12; 4-10/11; 2-09/10

Minutes

Season: 41, vs. Indiana State 12/25/12

Career: 45, vs. FAU 12/17/11

CAREER STATISTICS

Season	GP	GS	Min.	Avg.	Total			3-Point			Free Throws			Rebounds				Scoring							
					FG	FGA	Pct.	FG	FGA	Pct.	FT	FTA	Pct.	Off.	Def.	Tot.	Avg.	PF	FO	Ast.	TO	Blk	Stl	Pts.	Avg.
2009-10	33	28	917	27.8	126	277	.455	16	58	.276	71	106	.670	29	102	131	4.0	69	2	113	73	6	41	339	10.3
2010-11	36	35	1182	32.8	162	364	.445	27	69	.391	139	166	.837	42	110	152	4.2	93	4	112	100	4	43	490	13.6
2011-12	30	30	997	33.2	136	300	.453	19	61	.311	97	122	.795	51	111	162	5.4	67	4	93	54	5	31	388	12.9
2012-13	14	14	491	35.1	74	153	.484	16	46	.348	40	56	.714	12	53	65	4.6	31	2	40	29	1	27	204	14.6
TOTAL	113	107	3587	31.7	498	1094	.455	78	234	.333	347	450	.771	134	376	510	4.5	260	12	358	256	16	142	1421	12.6

SCOTT 2012-13

Opponent	Date	GS	Min	TOTAL			3-PTS			FREE THROWS			REBOUNDS				PF	FO	A	TO	Blk	Stl	Pts	Avg		
				FG	FGA	Pct	3FG	FGA	Pct	FT	FTA	Pct	Off	Def	Tot	Avg										
STETSON	11-09-12		DNP																							
at FGCU	11-13-12		DNP																							
JACKSONVILLE	11-16-12		DNP																							
DETROIT	11-24-12	*	38	6	9	.667	0	1	.000	3	4	.750	2	3	5	5.0	1	0	3	2	0	2	15	15.0		
MICHIGAN STATE	11-28-12	*	35	6	10	.600	0	0	.000	3	4	.750	3	3	6	5.5	0	0	2	2	0	0	15	15.0		
at Massachusetts	12-01-12	*	37	6	13	.462	0	2	.000	3	4	.750	0	7	7	6.0	1	0	4	1	0	1	15	15.0		
CHARLOTTE	12-14-12	*	33	5	8	.625	2	3	.667	4	6	.667	2	10	12	7.5	2	0	4	2	1	4	16	15.3		
at UCF	12-18-12	*	30	7	11	.636	2	3	.667	1	3	.333	0	4	4	6.8	3	0	4	0	0	1	17	15.6		
at Hawai'i	12-22-12	*	35	8	15	.533	4	8	.500	0	0	.000	0	1	1	5.8	0	0	5	1	0	3	20	16.3		
vs Arizona	12-23-12	*	36	4	11	.364	2	5	.400	5	9	.556	2	2	4	5.6	2	0	1	5	0	3	15	16.1		
vs Indiana State	12-25-12	*	41	4	13	.308	0	3	.000	4	5	.800	0	6	6	5.6	3	0	1	0	0	2	12	15.6		
LA SALLE	01-02-13	*	39	5	10	.500	0	2	.000	8	9	.889	0	4	4	5.4	1	0	0	5	0	0	18	15.9		
at Georgia Tech	01-05-13	*	33	2	7	.286	0	2	.000	0	0	.000	0	0	0	4.9	3	0	4	4	0	2	4	14.7		
at North Carolina	01-10-13	*	38	4	12	.333	2	6	.333	1	2	.500	1	5	6	5.0	2	0	5	1	0	3	11	14.4		
MARYLAND	01-13-13	*	31	3	8	.375	0	3	.000	0	1	.000	0	1	1	4.7	3	0	2	3	0	2	6	13.7		
at Boston College	01-16-13	*	29	5	12	.417	1	4	.250	4	4	1.000	1	2	3	4.5	5	1	1	0	0	2	15	13.8		
DUKE	01-23-13	*	36	9	14	.643	3	4	.750	4	5	.800	1	5	6	4.6	5	1	4	3	0	2	25	14.6		
Totals			14	491	74	153	.484	16	46	.348	40	56	.714	12	53	65	4.6	31	2	40	29	1	27	204	14.6	



ERIK SWOOPE

Junior | Forward | 6-6 | 233

#21

Lake Elsinore, Calif. | Harvard-Westlake

Swoope Season / Career Highs

Points

Season: 7, vs. Jacksonville 11/16/12
 Career: 13, vs. Pepperdine 12/30/10

Rebounds

Season: 4 (3x) last at Boston College, 1/16/13
 Career: 6, vs. NC Central 11/19/10

Assists

Season: 1 (2x) last vs. La Salle 1/2/13
 Career: 2, at West Virginia 12/10/11

Steals

Season: 2, vs. Jacksonville 11/16/12
 Career: 3 (3x), last vs. Rutgers 11/15/11

Blocked Shots

Season: --
 Career: 2 (2x), last vs. UNF 11/19/11

Field Goals

Season: 3, vs. Jacksonville 11/16/12
 Career: 4, vs. Pepperdine 12/30/10

Field Goal Attempts

Season: 4, vs. Charlotte, 12/14/12
 Career: 8, at Duke 1/2/11

Free Throws

Season: 2, vs. La Salle 1/2/13
 Career: 5, vs. Pepperdine 12/30/10

Free Throw Attempts

Season: 4 (2x) last vs. La Salle 1/2/13
 Career: 7, vs. Pepperdine 12/30/10

3-Point Field Goals

Season: 1, at UCF 12/18/12
 Career: 1, at UCF 12/18/12

3-Point Field Goal Attempts

Season: 1, at UCF 12/18/12
 Career: 1 (3x), last at UCF 12/18/12

Foul Disqualifications

Season: --
 Career: 3 - 1 in 2010-11; 2 in 2011-12

Minutes

Season: 23, vs. La Salle 1/2/13
 Career: 36, at Ole Miss 11/25/11

- Extremely athletic, incredible physique, bouncy
- Attacks basket with reckless abandon, and has ability to finish plays in traffic
- Plays both the three and four positions
- Studies Dennis Rodman videos to perfect his role as a rebounder and defender
- 185 test: 21 reps | front squat: 335 | 1-step vertical: 33.5 | Bench max: 340
- Improved bench max 275 to 340 pounds, standing vertical jump 27.5 to 32 inches and 185 test 15 to 21 reps in 15 months under strength coach Jim Krumpus
- Last name is pronounced Swoope
- Born May 8, 1992 ... Son of Denise and Gerald Swoope ... Brother to Devin Swoope
- Majoring in economics
- Has been practicing yoga for four years

As a Sophomore (2011-12)

- Started eight of first 10 games, averaging 4.9 points, 3.4 rebounds in 22.9 minutes per game while shooting 57.9 percent from field
- Played more than 10 minutes in first 10 games, then didn't see more than eight minutes in final 13 outings

As a Freshman (2010-11)

- 2011 ACC All-Academic Basketball Team

High School

Named Mission League Most Valuable Player ... *L.A. Daily News* referred to him as "most dominant boys' basketball player" in San Fernando Valley ... Rated as No. 41 power forward by ESPN ... As a senior, averaged 21.8 points, 8.9 rebounds, 1.6 assists and 1.5 blocks per game, converting 74 percent from field and 71 percent from foul line ... Registered 16 games of 20-or-more points, including eight games with 30-plus points ... Picked up 12 double-doubles as a senior, including a 30-point, 21-rebound effort against South Hills ... Turned in a season-best 40 points on 14-of-17 shooting from field - adding a 12-of-13 touch at charity stripe - in a win over Notre Dame Prep ... Collected three-straight games of 30 points against Palos Verdes, South Hills and Calabasas ... As a sophomore, helped team to runner-up title of Mission League ... Selected as an *ESPN Rise* California State Stat Star of Week (Feb. 11, 2010) ... Coached by Greg Hilliard ... Played AAU basketball for Pump N' Run Elite ... Attended same high school that produced NBA players Jason Collins (Atlanta Hawks) and Jarron Collins (Phoenix Suns).

2009-10			
Opposition	P	R	A
Jacksonville	0	0	0
at Memphis	1	0	0
N.C. Central	4	6	1
at Rutgers	0	0	0
McNeese St.	0	0	0
at FGCU	0	1	0
UCF	0	0	0
Oral Roberts	0	0	0
Rice	4	1	1
Akron	3	3	0
Pepperdine	13	4	1
at Duke	6	2	0
at Clemson	0	2	1
BC	4	1	0
Florida St.	5	2	1
at NC State	0	0	0
UNC	0	0	0
at Virginia Tech	0	0	0
Georgia Tech	0	1	0
Virginia	0	1	0
at Wake Forest	0	1	0
Duke	0	0	0
at UNC	0	1	0
at Florida St.	0	1	0
at Georgia Tech	0	2	0
Virginia	0	0	0
FAU	0	0	0
Missouri St.	0	0	0
at Alabama	0	0	0


2011-12			
Opposition	P	R	A
TENNESSEE TECH	11	6	1
RUTGERS	6	8	1
UNF	8	3	1
FLA. GULF COAST	4	3	0
at Ole Miss	6	3	0
at Purdue	4	1	1
UMASS	6	2	1
Memphis	2	4	0
at West Virginia	0	3	2
vs. FAU	2	1	0
at Charlotte	0	1	0
APPALACHIAN ST.	2	0	0
UNCG	0	0	0
at North Carolina	0	0	0
NC STATE	1	0	0
at Boston College	0	0	0
MARYLAND	0	2	0
VIRGINIA TECH	0	0	0
WAKE FOREST	0	0	0
BOSTON COLLEGE	0	2	0
at Georgia Tech	0	0	0
vs. Florida State	0	0	0
MINNESOTA	2	1	0

CAREER STATISTICS

Season	GP	GS	Min.	Avg.	Total			3-Point			Free Throws			Rebounds				Scoring							
					FG	FGA	Pct.	FG	FGA	Pct.	FT	FTA	Pct.	Off.	Def.	Tot.	Avg.	PF	FO	Ast.	TO	Blk	Stl	Pts.	Avg.
2010-11	29	9	189	6.5	11	25	.440	0	0	.000	18	30	.600	12	17	29	1.0	26	1	5	7	2	13	40	1.4
2011-12	23	8	269	11.7	23	46	.500	0	2	.000	8	17	.471	20	20	40	1.7	46	2	7	8	10	9	54	2.3
2012-13	13	0	87	6.7	7	11	.636	1	1	1.000	4	14	.286	7	9	16	1.2	6	0	2	2	1	3	19	1.5
TOTAL	65	17	545	8.4	41	82	.500	1	3	.333	30	61	.492	39	46	85	1.3	78	3	14	17	13	25	113	1.7

SWOOPE 2012-13

Opponent	Date	GS	Min	TOTAL			3-PTS			FREE THROWS			REBOUNDS				PF	FO	A	TO	Blk	Stl	Pts	Avg
				FG	FGA	Pct	3FG	FGA	Pct	FT	FTA	Pct	Off	Def	Tot	Avg								
STETSON	11-09-12	0+	0	0	0	.000	0	0	.000	0	0	.000	0	0	0	0	0	0	0	0	0	0	0	0.0
at FGCU	11-13-12	0+	0	0	0	.000	0	0	.000	0	0	.000	0	0	0	0	0	0	0	0	0	0	0	0.0
JACKSONVILLE	11-16-12	16	3	3	1.000	0	0	.000	1	4	.250	1	1	2	0.7	0	0	1	0	0	2	7	2.3	
DETROIT	11-24-12	5	0	0	.000	0	0	.000	0	0	.000	0	1	1	0.8	0	0	0	0	0	0	0	1.8	
MICHIGAN STATE	11-28-12	DNP																						
at UMass	12-01-12	DNP																						
CHARLOTTE	12-14-12	7	2	4	.500	0	0	.000	0	0	.000	3	1	4	1.4	0	0	0	0	0	0	4	2.2	
at UCF	12-18-12	9	1	1	1.000	1	1	1.000	0	0	.000	0	0	0	1.2	0	0	0	0	1	0	3	2.3	
at Hawai'i	12-22-12	4	0	0	.000	0	0	.000	0	2	.000	0	0	0	1.0	2	0	0	1	0	0	0	2.0	
vs Arizona	12-23-12	6	0	0	.000	0	0	.000	0	0	.000	0	0	0	0.9	1	0	0	0	0	1	0	1.8	
vs Indiana State	12-25-12	DNP																						
LA SALLE	01-02-13	23	1	1	1.000	0	0	.000	2	4	.500	2	2	4	1.2	2	0	1	1	0	0	4	2.0	
at Georgia Tech	01-05-13	2	0	0	.000	0	0	.000	0	2	.000	0	1	1	1.2	0	0	0	0	0	0	0	1.8	
at North Carolina	01-10-13	DNP																						
MARYLAND	01-13-13	4	0	1	.000	0	0	.000	0	0	.000	0	0	0	1.1	1	0	0	0	0	0	0	1.6	
at Boston College	01-16-13	10	0	1	.000	0	0	.000	0	0	.000	1	3	4	1.3	0	0	0	0	0	0	0	1.5	
DUKE	01-23-13	1	0	0	.000	0	0	.000	1	2	.500	0	0	0	1.2	0	0	0	0	0	0	1	1.5	
Totals		0	87	7	11	.636	1	1	1.000	4	14	.286	7	9	16	1.2	6	0	2	2	1	3	19	1.5



JUSTIN HELLER

Junior | Guard | 6-2 | 180

Boca Raton, Fla. | West Boca Raton Community

#12

Heller Season / Career Highs

Points	Career: 2, vs. Charlotte, 12/14/12
Rebounds	Career: 3, vs. Charlotte, 12/14/12
Assists	Career: 1, at UCF 12/18/12
Steals	Career: --
Blocked Shots	Career: --
Field Goals	Career: 1, vs. Charlotte, 12/14/12
Field Goal Attempts	Career: 1 (4x), last vs. Duke 1/23/13
Free Throws	Career: --
Free Throw Attempts	Career: 2, vs. Charlotte, 12/14/12
3-Point Field Goals	Career: --
3-Point Field Goal Attempts	Career: 1, vs. Boston College 3/3/12
Minutes	Career: 3, vs. Charlotte, 12/14/12

2011-12			
Opposition	P	R	A
at Charlotte	0	0	0
APPALACHIAN ST.	0	2	0
at Boston College	0	0	0
VIRGINIA TECH	0	0	0
WAKE FOREST	0	0	0
BOSTON COLLEGE	0	0	0
MINNESOTA	0	0	0

As a Sophomore (2011-12): Played in seven games, including four ACC matchups ... Attempted two shots, including one three pointer ... Grabbed a pair of defensive rebounds ... Season highs include one field goal attempt against Boston College and Wake Forest, one three-point attempt vs. Boston College, two rebounds against Appalachian State and two minutes vs. Appalachian State ... Book Buster (3.0 GPA) ... Athletics Director Honor Roll (3.2 GPA).

As a Freshman (2010-11): Walked onto team ... Practiced, but did not see any game time.

High School: After transferring to West Boca, played one year of varsity basketball for the Bulls ... Among top 30 three-point scorers in Palm Beach County in 2009-10 ... Bulls were only team to beat powerhouse Dwyer, the top-ranked high school in county, with 82-73 victory.

Personal: Born on Dec. 26, 1991 ... Son of Neal Heller and Liz Heller ... Brother to Anthony Anderson ... Majoring in finance, with aspirations of becoming a CEO ... Recruited by American and North Florida ... Nickname is J-Hell.

CAREER STATISTICS

Season	GP	GS	Min.	Avg.	Total			3-Point			Free Throws			Rebounds				Scoring							
					FG	FGA	Pct.	FG	FGA	Pct.	FT	FTA	Pct.	Off.	Def.	Tot.	Avg.	PF	FO	Ast.	TO	Blk	Stl	Pts.	Avg.
2011-12	7	0	4	0.6	0	2	.000	0	1	.000	0	0	.000	0	2	2	0.3	0	0	0	1	0	0	0	0.0
2012-13	5	0	6	1.2	1	2	.500	0	0	.000	0	2	.000	0	3	3	0.6	1	0	1	1	0	0	2	0.4
TOTAL	12	0	10	0.8	1	4	.250	0	1	.000	0	2	.000	0	5	5	0.4	1	0	1	2	0	0	2	0.2

HELLER 2012-13

Opponent	Date	TOTAL			3-PTS			FREE THROWS			REBOUNDS				SCORING									
		GS	Min	FG	FGA	Pct	3FG	FGA	Pct	FT	FTA	Pct	Off	Def	Tot	Avg	PF	FO	A	TO	Blk	Stl	Pts	Avg
JACKSONVILLE	11-16-12	0	0	0	0	.000	0	0	.000	0	0	.000	0	0	0	0.0	0	0	0	0	0	0	0	0.0
CHARLOTTE	12-14-12	3	1	1	1.000	0	0	.000	0	2	.000	0	3	3	1.5	0	0	0	0	0	0	0	2	1.0
at UCF	12-18-12	1	0	0	.000	0	0	.000	0	0	.000	0	0	0	1.0	0	0	1	0	0	0	0	0	0.7
at Hawai'i	12-22-12	1	0	0	.000	0	0	.000	0	0	.000	0	0	0	0.8	0	0	0	0	0	0	0	0	0.5
DUKE	01-23-13	1	0	1	.000	0	0	.000	0	0	.000	0	0	0	0.6	1	0	0	1	0	0	0	0	0.4
Totals		0	6	1	2	.500	0	0	.000	0	2	.000	0	3	3	0.6	1	0	1	1	0	0	2	0.4



STEVE SORENSON

Freshman | Guard | 6-0 | 151

Dallas, Texas | Mark's School of Texas

#3

Sorenson Career Highs

Points	Career: --
Rebounds	Career: --
Assists	Career: --
Steals	Career: --
Blocked Shots	Career: --
Field Goals	Career: --
Field Goal Attempts	Career: --
Free Throws	Career: 1, vs. Duke 1/23/13
Free Throw Attempts	Career: 1 (2x) last vs. Duke 1/23/13
3-Point Field Goals	Career: --
3-Point Field Goal Attempts	Career: --
Minutes	Career: 3, vs. Charlotte, 12/14/12

High School: Named all-state by Texas Association of Basketball Coaches as a senior ... TABC academic all-state ... Two-time All-Southwest Preparatory Conference ... Trinity Valley Christian all-tournament team twice ... Team captain both junior and senior seasons ... Averaged 18 points, six assists, three rebounds, two steals in senior campaign ... Shot 50 percent from both field and distance in final season ... Team leadership award ... Invited to TABC all-star game and 2012 Showboat Classic ... Team MVP ... Notched 12 points, five assists, four rebounds and two steals per game sophomore season ... Shot 50 percent from field and 49 percent from three ... Most improved player sophomore season ... Three-year letterwinner ... Honor roll all four years.

Personal: Full name is Steven Lewis Sorenson, goes by Steve ... Born Dec. 30, 1993 in St. Louis, Mo. ... Son of Skip and Yvonne ... Brother to Erik, who was a walk-on with Virginia Tech basketball team from 2010-12 ... Played AAU ball for Dallas Heroes ... Majoring in business.

CAREER STATISTICS

Season	GP	GS	Min.	Avg.	Total			3-Point			Free Throws			Rebounds				Scoring							
					FG	FGA	Pct.	FG	FGA	Pct.	FT	FTA	Pct.	Off.	Def.	Tot.	Avg.	PF	FO	Ast.	TO	Blk	Stl	Pts.	Avg.
2012-13	4	0	6	1.5	0	0	.000	0	0	.000	1	3	.333	0	0	0	0.0	0	0	0	0	1	0	0	0.3

SORENSON 2012-13

Opponent	Date	TOTAL			3-PTS			FREE THROWS			REBOUNDS				SCORING									
		GS	Min	FG	FGA	Pct	3FG	FGA	Pct	FT	FTA	Pct	Off	Def	Tot	Avg	PF	FO	A	TO	Blk	Stl	Pts	Avg
JACKSONVILLE	11-16-12	0	0	0	0	.000	0	0	.000	0	0	.000	0	0	0	0.0	0	0	0	0	0	0	0	0.0
CHARLOTTE	12-14-12	3	0	0	.000	0	0	.000	0	0	.000	0	0	0	0.0	0	0	0	0	0	0	0	0	0.0
at Hawai'i	12-22-12	1	0	0	.000	0	0	.000	0	1	.000	0	0	0	0.0	0	0	0	0	0	0	0	0	0.0
DUKE	01-23-13	2	0	0	.000	0	0	.000	1	2	.500	0	0	0	0.0	0	0	0	1	0	0	1	0	0.3
Totals		0	6	0	0	.000	0	0	.000	1	3	.333	0	0	0	0.0	0	0	0	1	0	0	1	0.3



2012-13 Miami Men's Basketball
University of Miami Combined Team Statistics (as of Jan 25, 2013)
All games

RECORD:	OVERALL	HOME	AWAY	NEUTRAL
ALL GAMES	14-3	8-0	6-1	0-2
CONFERENCE	5-0	2-0	3-0	0-0
NON-CONFERENCE	9-3	6-0	3-1	0-2

#	Player	gp-gs	min	avg	Total		3-Point		F-Throw		Rebounds				pf	dq	a	to	blk	stl	pts	avg
					fg-fga	fg%	3fg-fga	3fg%	ft-fa	ft%	off	def	tot	avg								
01	Durand Scott	14-14	491	35.1	74-153	.484	16-46	.348	40-56	.714	12	53	65	4.6	31	2	40	29	1	27	204	14.6
35	Kenny Kadji	17-17	524	30.8	82-175	.469	22-63	.349	37-60	.617	27	96	123	7.2	42	0	19	36	28	10	223	13.1
00	Shane Larkin	17-17	614	36.1	80-174	.460	27-67	.403	26-33	.788	8	62	70	4.1	25	0	67	36	2	38	213	12.5
42	Reggie Johnson	8-6	214	26.8	26-63	.413	1-6	.167	37-51	.725	23	53	76	9.5	19	0	8	19	14	3	90	11.3
04	Trey McKinney Jones	17-15	527	31.0	49-121	.405	26-63	.413	42-49	.857	9	59	68	4.0	34	0	31	21	1	14	166	9.8
45	Julian Gamble	17-11	344	20.2	46-85	.541	0-0	.000	18-41	.439	33	51	84	4.9	36	2	2	16	27	9	110	6.5
15	Rion Brown	17-5	398	23.4	38-107	.355	13-62	.210	14-22	.636	9	20	29	1.7	18	0	17	11	2	8	103	6.1
02	Bishop Daniels	3-0	50	16.7	5-11	.455	3-3	1.000	2-2	1.000	1	2	3	1.0	5	0	3	4	0	6	15	5.0
21	Erik Swoope	13-0	87	6.7	7-11	.636	1-1	1.000	4-14	.286	7	9	16	1.2	6	0	2	2	1	3	19	1.5
10	Raphael Akpejori	11-0	66	6.0	5-12	.417	0-0	.000	1-3	.333	6	12	18	1.6	6	0	0	2	3	2	11	1.0
23	Tonye Jekiri	15-0	98	6.5	3-9	.333	0-0	.000	4-8	.500	10	9	19	1.3	15	0	2	4	5	4	10	0.7
12	Justin Heller	5-0	6	1.2	1-2	.500	0-0	.000	0-2	.000	0	3	3	0.6	1	0	1	1	0	0	2	0.4
03	Steve Sorenson	4-0	6	1.5	0-0	.000	0-0	.000	1-3	.333	0	0	0	0.0	0	0	0	1	0	0	1	0.3
Team											17	33	50				6					
Total.....		17	3425		416-923	.451	109-311	.350	226-344	.657	162	462	624	36.7	238	4	192	188	84	124	1167	68.6
Opponents.....		17	3425		361-977	.369	107-354	.302	169-262	.645	194	408	602	35.4	301	6	193	214	46	94	998	58.7

TEAM STATISTICS	UM	OPP	Date	Opponent	Score	Att.
SCORING	1167	998	11-09-12	STETSON	w 87-79	3160
Points per game	68.6	58.7	11-13-12	at Florida Gulf Coast	L 51-63	4552
Scoring margin	+9.9	-	11-16-12	JACKSONVILLE	w 73-57	3135
FIELD GOALS-ATT	416-923	361-977	11-24-12	DETROIT	w 77-62	2946
Field goal pct	.451	.369	! 11-28-12	MICHIGAN STATE	w 67-59	5791
3 POINT FG-ATT	109-311	107-354	12-01-12	at Massachusetts	w 75-62	7004
3-point FG pct	.350	.302	12-14-12	CHARLOTTE	w 77-46	3275
3-pt FG made per game	6.4	6.3	12-18-12	at UCF	w 72-50	5189
FREE THROWS-ATT	226-344	169-262	& 12-22-12	at Hawai i	w 73-58	8120
Free throw pct	.657	.645	& 12-23-12	vs Arizona	L 50-69	6564
F-Throws made per game	13.3	9.9	& 12-25-12	vs Indiana State	Lot 55-57	6514
REBOUNDS	624	602	01-02-13	LA SALLE	w 76-59	3259
Rebounds per game	36.7	35.4	* 01-05-13	at Georgia Tech	w 62-49	7614
Rebounding margin	+1.3	-	* 01-10-13	at North Carolina	w 68-59	20516
ASSISTS	192	193	* 01-13-13	MARYLAND	w 54-47	5809
Assists per game	11.3	11.4	* 01-16-13	at Boston College	w 60-59	3624
TURNOVERS	188	214	* 01-23-13	DUKE	w 90-63	7972
Turnovers per game	11.1	12.6				
Turnover margin	+1.5	-				
Assist/turnover ratio	1.0	0.9				
STEALS	124	94				
Steals per game	7.3	5.5				
BLOCKS	84	46				
Blocks per game	4.9	2.7				
ATTENDANCE	35347	69697				
Home games-Avg/Game	8-4418	7-8088				
Neutral site-Avg/Game	-	2-6539				

! = ACC / Big Ten Challenge
 & = Hawaiian Airlines Diamond Head Classic | Honolulu, Hawaii
 * = Conference game

Score by Periods	1st	2nd	OT	Totals
University of Miami	498	663	6	1167
Opponents	450	540	8	998



2012-13 Miami Men's Basketball
University of Miami Combined Team Statistics (as of Jan 25, 2013)
Conference games

RECORD:	OVERALL	HOME	AWAY	NEUTRAL
ALL GAMES	5-0	2-0	3-0	0-0
CONFERENCE	5-0	2-0	3-0	0-0
NON-CONFERENCE	0-0	0-0	0-0	0-0

#	Player	gp-gs	min	avg	Total		3-Point		F-Throw		Rebounds				pf	dq	a	to	blk	stl	pts	avg
					fg-fga	fg%	3fg-fga	3fg%	ft-fta	ft%	off	def	tot	avg								
35	Kenny Kadji	5-5	159	31.8	30-56	.536	10-22	.455	9-21	.429	6	33	39	7.8	9	0	3	11	10	2	79	15.8
01	Durand Scott	5-5	167	33.4	23-53	.434	6-19	.316	9-12	.750	3	13	16	3.2	18	2	16	11	0	11	61	12.2
00	Shane Larkin	5-5	181	36.2	20-47	.426	5-17	.294	6-9	.667	4	23	27	5.4	8	0	23	9	1	11	51	10.2
04	Trey McKinney Jones	5-5	142	28.4	13-38	.342	8-20	.400	13-17	.765	2	19	21	4.2	9	0	14	8	0	3	47	9.4
15	Rion Brown	5-0	107	21.4	15-34	.441	8-24	.333	2-2	1.000	1	4	5	1.0	4	0	3	3	0	2	40	8.0
45	Julian Gamble	5-5	132	26.4	18-34	.529	0-0	.000	4-12	.333	13	24	37	7.4	18	1	1	6	14	4	40	8.0
42	Reggie Johnson	1-0	16	16.0	0-2	.000	0-0	.000	2-2	1.000	1	4	5	5.0	4	0	0	2	1	0	2	2.0
23	Tonye Jekiri	5-0	35	7.0	2-5	.400	0-0	.000	2-3	.667	6	4	10	2.0	2	0	1	2	2	2	6	1.2
10	Raphael Akpejori	5-0	41	8.2	3-8	.375	0-0	.000	0-0	.000	3	8	11	2.2	5	0	0	1	1	2	6	1.2
03	Steve Sorenson	1-0	2	2.0	0-0	.000	0-0	.000	1-2	.500	0	0	0	0.0	0	0	0	1	0	0	1	1.0
21	Erik Swoope	4-0	17	4.3	0-2	.000	0-0	.000	1-4	.250	1	4	5	1.3	1	0	0	0	0	0	1	0.3
12	Justin Heller	1-0	1	1.0	0-1	.000	0-0	.000	0-0	.000	0	0	0	0.0	1	0	0	1	0	0	0	0.0
Team											5	16	21									
Total.....		5	1000		124-280	.443	37-102	.363	49-84	.583	45	152	197	39.4	79	3	61	55	29	37	334	66.8
Opponents.....		5	1000		101-289	.349	26-93	.280	49-82	.598	53	129	182	36.4	77	0	57	58	16	30	277	55.4

TEAM STATISTICS	UM	OPP	Date	Opponent	Score	Att.
SCORING	334	277	* 01-05-13	at Georgia Tech	w 62-49	7614
Points per game	66.8	55.4	* 01-10-13	at North Carolina	w 68-59	20516
Scoring margin	+11.4	-	* 01-13-13	MARYLAND	w 54-47	5809
FIELD GOALS-ATT	124-280	101-289	* 01-16-13	at Boston College	w 60-59	3624
Field goal pct	.443	.349	* 01-23-13	DUKE	w 90-63	7972
3 POINT FG-ATT	37-102	26-93				
3-point FG pct	.363	.280				
3-pt FG made per game	7.4	5.2				
FREE THROWS-ATT	49-84	49-82				
Free throw pct	.583	.598				
F-Throws made per game	9.8	9.8				
REBOUNDS	197	182				
Rebounds per game	39.4	36.4				
Rebounding margin	+3.0	-				
ASSISTS	61	57				
Assists per game	12.2	11.4				
TURNOVERS	55	58				
Turnovers per game	11.0	11.6				
Turnover margin	+0.6	-				
Assist/turnover ratio	1.1	1.0				
STEALS	37	30				
Steals per game	7.4	6.0				
BLOCKS	29	16				
Blocks per game	5.8	3.2				
ATTENDANCE	13781	31754				
Home games-Avg/Game	2-6890	3-10585				
Neutral site-Avg/Game	-	0-0				

! = ACC / Big Ten Challenge
 & = Hawaiian Airlines Diamond Head Classic | Honolulu, Hawaii
 * = Conference game

Score by Periods	1st	2nd	Totals
University of Miami	150	184	334
Opponents	116	161	277