

GEORGIA TECH BASKETBALL 2012-13

Tech Opens ACC Play by Hosting Miami

Looking to continue its longest winning streak in three years, Georgia Tech opens Atlantic Coast Conference play at 2:30 p.m. Saturday against Miami at McCamish Pavilion. The Hurricanes, the last team to face Tech in Alexander Memorial Coliseum, will be the first ACC team to play the Yellow Jackets in McCamish Pavilion.

Tech (10-2) closed out its non-conference schedule with a 74-58 victory over Chattanooga Wednesday night, and in the process has completed its best non-league record, built its longest winning streak (six games) and posted its best 12-game start since the 2009-10 season, the last time the Yellow Jackets earned a post-season bid. The 2009-10 squad went 12-2 in non-conference play, reached the finals of the ACC Tournament and the second round of the NCAA Tournament.

Tech's only two losses have come to California, which was undefeated at the time and went on to win the DirecTV Classic in Anaheim, Calif., and to 12th-ranked Illinois on the road.

Saturday's game can be heard over the Georgia Tech IMG Sports Network (790 AM, 106.7 FM in Atlanta), as well as satellite radio (Sirius Ch. 135, XM Ch. 193). The game will be regionally televised on the ACC Network (WATL-TV in Atlanta), and is also available online at ESPN3.

Miami (9-3), which won eight of its first nine games this season, snapped a two-game skid Wednesday night with a 76-59 homecourt victory over LaSalle. The Hurricanes, who won both meetings against Tech last year, are ranked as high as 11th in RPI services with a strength of schedule rated as high as fourth.

Saturday's game closes out a seven-game homestand for the Yellow Jackets, who play three of their next four games on the road.

Game 13

GEORGIA TECH YELLOW JACKETS (10-2, 0-0 ACC) vs.

MIAMI HURRICANES (9-3, 0-0 ACC)

When: Saturday • January 5, 2013 • 2:30 p.m. ET

Where: McCamish Pavilion (8,600), Atlanta, Ga.

Tech Breakdown: 8-0 home, 0-1 road, 2-1 neutral

• RPI: #114 CBS / #72 Sagarin / #108 Realtime / #63 KenPom

• Last game: Def. Chattanooga, 74-58, on Jan. 2 at home

Miami Breakdown: 6-0 home, 3-1 road, 0-2 neutral

• RPI: #11 CBS / #26 Sagarin / #15 Realtime / #27 KenPom

• Last game: Def. LaSalle, 76-59, on Jan. 2 at home

Georgia Tech Coach Brian Gregory (Oakland, 1990):

• 21-22 in second season at Tech

• 193-116 in 10th season overall

Miami Coach Jim Larranaga (Providence, 1971):

• 30-18 in second season at Miami

• 499-350 in 29th season overall

Series Information:

• Overall: Miami leads, 9-6

• Games at Tech: Georgia Tech leads, 4-3

• Games in Coral Gables: Miami leads, 5-2

• Games on Neutral Courts: Tech leads, 1-0

• Current streak: Miami has won last 2 meetings

• Last meeting: Miami, 54-36, on 3/8/12 in Atlanta

• Gregory vs. Miami: 0-2

• Tech vs. Larranaga: 0-2

Broadcast Information:

• Television: ACC Network with Bob Rathbun (pbp) and Mike Gminski (analyst), WATL-TV in Atlanta

• Local Radio: Georgia Tech IMG Sports Network with Wes Durham (pbp) and Randy Waters (analyst), 790AM/106.7FM in Atlanta

• Satellite Radio: Sirius Ch. 139, XM Ch. 193

• Online: ESPN3

Media Information

Official GT website Ramblinwreck.com

Twitter updates @GTMBK

Facebook Facebook.com/gtmensbasketball

YouTube Youtube.com/ramblinwrecktube

Tickets online Ramblinwreck.com/tickets

Tickets by phone 888-TECH-TIX

Sports Information Office 404-894-5445

Primary SID contact Mike Stamus

E-mail mstamus@athletics.gatech.edu

Stamus' cell 404-218-9723

Secondary contact Dean Buchan

E-mail dbuchan@athletics.gatech.edu

Buchan's cell 404-295-8703

Opening Tip

• Miami is the first ACC opponent to play a game in the new McCamish Pavilion, and was the last foe (ACC or otherwise) to play in Alexander Memorial Coliseum.

• A win for Tech against Miami would give the Yellow Jackets 11 wins for the season, matching last year's total. It would also even Brian Gregory's Tech record at 22-22.

• Miami won both meetings with Tech last year, both of which took place at Philips Arena, and the Yellow Jackets scored a total of 85 points in the two games.

• Tech has won six straight games and is off to its best start since the 2009-10 season, in which the Yellow Jackets won seven in a row on their way to an 11-2 start.

• Tech is 8-0 at home in its first season in McCamish Pavilion and has averaged 7,071 in attendance with two sellouts.

Roster At-A-Glance (# and shading indicates probable starters)

No.	NAME	Pos.	Ht.	Wt.	Cl.	HOMETOWN	PPG	RPG
0	Mfon Udofia#	G	6-2	195	Sr.	Stone Mountain, Ga.	9.3	2.2
> passed 800 career pts vs. Ala. St.; 21 assists, 8 turnovers in last 5 games, hitting 39.3% on 3s, 52.5% overall								
1	Julian Royal	F	6-8	243	So.	Alpharetta, Ga.	1.6	1.6
> played double-digit minutes in 3 of last 5 games; 16 points in last 5 games								
2	Pierre Jordan	G	6-0	165	Gr.	Dunwoody, Ga.	0.4	1.4
> graduate transfer from FSU is backup PG; just 29 turnovers in 443 career minutes at Tech								
3	Marcus Georges-Hunt#	G/F	6-5	218	Fr.	College Park, Ga.	11.1	4.5
> Tech's leading scorer, double figures in 9 of 12 games, 45.8% FG, 33.3% on 3s, only 10 turnovers								
4	Robert Carter, Jr.#	F	6-8	245	Fr.	Thomasville, Ga.	9.7	6.4
> started every game, Tech's leading rebounder (12th in the ACC); 13.0 ppg, 62.5% FG last 5 games								
5	Daniel Miller#	C	6-11 ½	258	F-Jr.	Loganville, Ga.	6.9	5.6
> started all 74 games at Tech; 25 of 30 blocks in last 7 games (leads ACC and ranks 33rd nationally)								
11	Chris Bolden	G	6-3	209	Fr.	Tifton, Ga.	4.5	1.5
> 2nd on team in 3s attempted, 0-for-9 last 4 games								
12	Stacey Poole, Jr.	G/F	6-4 ½	186	F-So.	Jacksonville, Fla.	6.0	5.0
> transfer from Kentucky debuted vs. The Citadel; averaged 12.3 minutes in 3 games								
14	Jason Morris	G/F	6-5 ½	224	Jr.	Augusta, Ga.	5.3	3.2
> Missed 2 games with foot injury, scored 9 points each in 2 games since return (6-of-7 on 3s)								
23	Brandon Reed#	G	6-3 ½	182	F-Jr.	Powder Springs, Ga.	6.3	3.5
> has started 40 of 43 games at Tech; last 5 games: 7.3 ppg, 3.1 rpg, 11 ast, 4 turnovers in 107 minutes								
24	Kammeon Holsey	F	6-8 ½	231	F-Jr.	Sparta, Ga.	9.5	5.3
> productive sixth man for Tech; 59.2% FG this year, 68.2% on FT; 19.3 minutes per game								
30	Corey Heyward	G	6-1	214	Fr.	Duluth, Ga.	--	--
> 1st-team all-state in 2012, attended Hargrave Military Academy last year; out for year with knee injury								
31	Aaron Peek	G/F	6-4	188	So.	Atlanta, Ga.	0.0	0.5
> walk-on who joined team prior to the start of pre-season practice last year, played in 4 games								
32	Brooks Doyle	G/F	6-4	185	Fr.	Atlanta, Ga.	1.0	0.4
> non-scholarship freshman from the Marist School, scored 1st career 3 vs. Alabama State, played in 5 games								
45	Solomon Poole	G	6-0	180	Fr.	Jacksonville, Fla.	2.7	1.7
> nation's #37 prep prospect signed in Nov., graduated HS early, gives Tech 3rd PG; played in 3 games (8 pts, 5 ast)								

TECH NOTEBOOK

Georgia Tech Schedule

N9	TULANE	W, 79-61
N14	PRESBYTERIAN	W, 52-38
N22	Rice*	W, 54-36
N23	California*	L, 57-68
N25	Saint Mary's (rv/rv)*	W, 65-56
N28	at Illinois (22/22)	L, 62-75
D4	GEORGIA	W, 62-54
D8	UNC-WILMINGTON	W, 73-66
D17	ALABAMA STATE	W, 75-41
D22	THE CITADEL	W, 73-41
D29	FORDHAM	W, 73-48
J2	CHATTANOOGA	W, 74-58
J5	MIAMI	2:30 p.m.
J9	at NC State (23/25)	8 p.m.
J12	VIRGINIA TECH	2:30 p.m.
J17	at Duke (1/1)	9 p.m.
J23	at North Carolina (rv/rv)	9 p.m.
J26	WAKE FOREST	3 p.m.
J29	at Clemson	7 p.m.
F3	VIRGINIA	3 p.m.
F5	FLORIDA STATE	9 p.m.
F9	at Virginia Tech	1 p.m.
F14	CLEMSON	7 p.m.
F16	at Wake Forest	2 p.m.
F19	NORTH CAROLINA (rv/rv)	9 p.m.
F24	at Virginia	2 p.m.
F27	MARYLAND (rv/rv)	8 p.m.
M3	NC STATE (23/25)	6 p.m.
M6	at Miami	9 p.m.
M9	at Boston College	12 noon

M14-17 ACC Tournament, Greensboro, N.C.

*DirectTV Classic, Anaheim, Calif. (3rd place)

Tech Team Statistics

2012-13	Stat	ACC	NCAA*
Scoring offense	66.6	11th	217th
Scoring defense	53.5	2nd	6th
Scoring margin	+13.1	5th	41st
Field goal pct.	.440	10th	165th
Field goal pct. def.	.351	2nd	3rd
3-pt FG pct.	.305	12th	253rd
3-pt FG made	5.3	t10th	256th
3-pt FG pct. def.	.289	2nd	35th
3-pt FG allowed	5.6	5th	n/a
Free throw pct.	.643	11th	273rd
FT made per game	11.4	12th	n/a
Rebounds per game	39.0	4th	n/a
O-Reb per game	12.4	3rd	n/a
Rebound margin	+5.9	3rd	70th
Assists per game	14.2	6th	113th
Turnover margin	+1.7	5th	95th
Assist/TO ratio	1.2	6th	67th
Turnovers per game	12.1	5th	47th
Blocks per game	4.4	10th	100th
Steals per game	6.2	8th	238th
Fewest fouls per game	15.7	n/a	49th

*out of 345 teams ranked, as of 12/30

#not enough 3PM to qualify; n/a = no ranking available

• Tech has won its last four games by an average of 26.8 points, the closest game being the most recent, a 16-point win over Chattanooga.

• Tech has held its last four opponents to an average of 47 points a game, including three straight foes to under 50 for the first time *since the 1959-60 season (Kentucky, Alabama, Auburn)*.

• Tech's last four opponents have shot 29.4 percent from the floor and 21.1 percent on threes collectively.

• Tech ranks among the nation's top 10 in scoring yield (6th, 53.5 ppg) and field goal percentage defense (3rd, 35.1 pct.) for the season, second in the ACC in scoring defense and in field goal defense. California's 44.2 percent is the best against Tech this year.

• Tech has not played a game closer than seven points. Its seven wins have come by an average of 18.1 points, its two losses by 12.0 points.

• Tech was listed No. 50 in CBSsports.com's RPI ranking after its first six games with an overall strength of schedule ranked No. 60. Six consecutive wins later, Tech's RPI rank is No. 114 in that service, and its strength of schedule was No. 303. Tech's highest RPI rank is 63rd (Kenpom.com).

• Tech's two losses have come to teams with a combined record of 21-6 (as of Jan. 2).

• In both of Tech's losses, the Yellow Jackets held leads well into the second half. Tech led Cal by three at the 15:33 mark, and Illinois by four with 7:15 left.

• Tech's most frequent starting lineup this season (11 of 12 games) has been Mfon Udofia and Brandon Reed at the guards, Marcus Georges-Hunt and Robert Carter, Jr., at the forwards and Daniel Miller at center. Jason Morris started in place of Georges-Hunt against California.

Series Notes vs. Miami

• After winning the first two meetings with Miami after the Hurricanes became members of the ACC, Tech has dropped seven of the last nine. Miami won the only regular-season meeting between the two teams in 2011-12, as well as their ACC Tournament meeting, both games at Philips Arena.

• Miami was the opponent for Tech in its last game at Alexander Memorial Coliseum, a game the Yellow Jackets won 66-57 to close out the 2010-11 regular season. Tech won four of six games against the Hurricanes in the building.

• Four current Tech players - Kammeon Holsey, Daniel Miller, Jason Morris and Mfon Udofia - appeared in the last game at Alexander Memorial Coliseum and combined for 18 of the Yellow Jackets' 66 points against the Hurricanes. Five current Miami players - Rion Brown, Julian Gamble, Reggie Johnson, Durand Scott, Erik Swoope - played in that game and combined for 27 of Miami's 57 points.

• Ten of the 15 meetings in the series have been decided by 10 points or less.

• The last meeting between the two schools prior to Miami's joining the ACC occurred in December of 1997 as part of the Orange Bowl Classic doubleheader at Miami Arena, the Hurricanes' home court until the team moved into the on-campus Convocation Center last year. The Yellow Jackets, led that year by senior forward Matt

SERIES VS. MIAMI

Tech trails, 6-9

Home: 4-3, Away: 2-5, Neutral: 0-1

All Home Games: 4-3

At AMC: 4-2

At Philips Arena: 0-2

In Atlanta: 4-4

All Road Games: 2-5

At BankUnited Center: 1-4

As ACC members: 4-9

In the ACC Tournament: 0-1

All Neutral Games: 0-0

Under Whack Hyder: 1-1

Under Bobby Cremins: 1-0

Under Paul Hewitt: 4-6

Under Brian Gregory: 0-2

Vs. Jim Larranaga: 0-2

Longest Winning Streak: 4 games (1967-2005)

Longest Losing Streak: 4 games (2006-08)

Most Points Scored: 90 on 2/27/1967

Fewest Points Scored: 36 on 3/8/2012

Most Points Allowed: 90 on 12/3/2006

Fewest Points Allowed: 54 on 3/8/2012

Largest Margin of Victory: 12 on 1/6/2005

Largest Margin of Defeat: 22 on 1/3/1953

All-Time Series Results

1-3-53.....	a	L	60- 82
2-27-67.....	h	W	90- 84
12-27-97.....	a1	W	69- 61
1-6-05.....	9/10	W	80- 69
2-26-05.....	a	W	76- 72
2-4-06.....	h	L	53- 70
12-3-06.....	21/23	a	L 82- 90
1-12-08.....	25/N	a	L 68- 78
2-17-08.....	h	L	63- 64
3-4-09.....	h	W	78- 68
2-10-10.....	20/20	a	L 62- 64
2-3-11.....	a	L	57- 59
3-6-11.....	h	W	66- 57
1-24-12.....	h12	L	49- 64
3-8-12.....	n1	L	36- 54

a1-Orange Bowl Classic (Miami Arena); n1-ACC Tournament, Philips Arena, Atlanta, Ga.

Harpring, won that game, 69-61.

• Tech played Miami twice under former head coach Whack Hyder, losing the first-ever meeting in the series by 22 points in 1953, then taking a six-point homecourt victory in 1967. That was the only pre-ACC visit by the Hurricanes to Alexander Memorial Coliseum, and the 90-84 Tech win has been the highest scoring game in the brief series.

On Tech's Six-Game Winning Streak

Georgia Tech returned home from its only road trip of the early season and earned a couple of hard-fought wins, defeating state-rival Georgia 62-54 on Dec. 4 and UNC Wilmington 73-66 on Dec. 8, then returned from exam break to win four games by an average of more than 26.8 points over Alabama State, The Citadel, Fordham and Chattanooga.

Tech led by as many as 14 points in the second half against Georgia and watched the lead dwindle to five with a little over a minute left before Mfon Udofia scored a big three-point play

Georgia Tech Quick Facts

Official Name: Georgia Institute of Technology
Location: Atlanta, Ga.
Enrollment: 21,000
Founded: 1885
Colors: Old Gold and White
Nickname: Yellow Jackets, Ramblin' Wreck
Mascot: Buzz (Yellow Jacket)
Fight Songs: Ramblin' Wreck, White and Gold
Conference: Atlantic Coast (ACC)
Home Arena: McCamish Pavilion (capacity 8,600)
President: Dr. G.P. "Bud" Peterson
Director of Athletics: Paul Griffin (acting)
Faculty Representative for Athletics: Dr. Sue Ann Bidstrup Allen
Head Coach: Brian Gregory (Oakland, 1990) Record at Tech: 21-22 (2nd season) Overall: 193-116 (10th season) ACC Regular Season: 4-12 ACC Tournament: 0-1 NCAA Tournament: 1-2
Assistant Coaches: Chad Dollar (Milligan, 1996) Josh Postorino (Dayton, 1999) Billy Schmidt (Wake Forest, 1992)
Director of Player Personnel: Bruce Evans (Furman, 1992)
Director of Operations: Chris Jacobs (Coe College, 1999)
Athletic Trainer: Richard Stewart (Salisbury, 2005)
Strength Coach: Mike Bewley (Eastern Kentucky, 1998)
Video Coordinator: Trent Angelucci (South Carolina, 2009)

Basketball History

98th season: 1st game, Feb. 17, 1906 vs. Auburn
All-time Record: 1,273-1,127
Winning/Losing/.500 Seasons: 50 / 43 / 4
NCAA Appearances (16): 23-16 record 1960, 1985, 1986, 1987, 1988, 1989, 1990, 1991, 1992, 1993, 1996, 2001, 2004, 2005, 2007, 2010
Final Fours (2): 1990, 2004
NIT Appearances (7): 8-7 record 1970, 1971, 1984, 1994, 1998, 1999, 2003
ACC Championships (3): 1985, 1990, 1993
ACC Regular Season Titles (2): 1985 (tie), 1996
ACC Regular-Season Record: 211-294 (145-107 home, 66-187 road)
ACC Tournament Record: 24-30
SEC Championships (1): 1938
Record at McCamish Pavilion: 1st season, 8-0
Record at Alexander Memorial Coliseum: 55 seasons, 556-194
Record at Philips Arena: 7-11
Record at Arena at Gwinnett Center: 4-1
Record at Georgia Dome: 9-5
All-Time Head Coaches: 13
ACC Head Coaches: 4
All-America Selections: 14 (12 players)
Consensus All-Americans: 2
National Players of the Year: 1
All-ACC Selections: 47 times (26 players)
ACC Players of the Year: 2
ACC Rookies of the Year: 11
ACC Tournament MVPs: 3
ACC All-Freshman Team: 13

on a drive to the hoop. The Yellow Jackets never led by more than nine points against the Seahawks, trailed by one at the half and by as many as five in the second half before a 16-4 closing run lifted Tech to the win.

Notes from the current winning streak:

- Tech has limited its four foes to 51.3 points per game and 31.6-percent shooting from the floor, including 23.9 percent on threes.
- Tech has assisted on 99 of 159 field goals during this stretch (62.3 pct.).
- Tech has averaged 71.7 points per game, shot 46.2 percent from the floor and 36.9 percent from three-point range. Tech has shot 50 percent or better in two of the six games.
- Tech has had more assists than turnovers in five of the six games, a plus-0.8 turnover margin collectively and a 1.3 assist/turnover ratio.
- Robert Carter, Jr. (12.2 ppg) and Marcus Georges-Hunt (12.0) have been Tech's leading scorers in the five games, and seven players have averaged 7.0 ppg or better.
- Tech defeated UNCW despite trailing at the 5-minute mark of the second half, snapping an 0-for-21 streak in such games under Brian Gregory.
- Tech's 34-point margin of victory against Alabama State was its biggest in 40 games under Brian Gregory.

Handling the Rock Better

Georgia Tech has made significant progress in several areas during year two of the Brian Gregory Era, but none more stark than its ball handling and sharing.

- Tech ranks fifth in the Atlantic Coast Conference in turnover margin (+1.7) and sixth in assist/turnover ratio (1.2) after ranking last in those categories a year ago.
- Only five ACC teams have turned the ball over fewer times on average than Tech has, and the Jackets rank 47th in the nation in fewest turnovers per game after ranking 243rd in that category a year ago.
- Tech's 1.17 assist/turnover ratio is 67th nationally, an improvement of 233 positions over the 2011-12 team.
- Tech has recorded more assists than turnovers in a game seven times this season, winning all of those games.
- Tech's average of 14.2 assists per game ranks sixth in the ACC and 113th in the nation, but compare that to last in the ACC and 298th in the NCAA a year ago.
- As a percentage of its field goals made, Tech has assisted on 56.9 percent of them. Last year's team assisted on 48.5 percent.

Arts and Letters

Georgia Tech enjoyed a fine fall semester in the classroom, posting its highest grade-point average in a semester under head coach Brian Gregory, and the highest in several years.

Five members of the team made the Dean's List, all freshmen, including Chris Bolden, Brooks Doyle, Marcus Georges-Hunt, walk-on Colin Gurry and Corey Heyward. Tech's freshmen earned a collective grade-point average of 3.2.

Significant Improvement

A quick look at some areas where the 2012-13 Yellow Jackets have exhibited real improvement over their 2011-12 counterparts, using NCAA statistical rankings.

NCAA rank thru 12/30	2012-13	2011-12
Record through 9 games	10-2	7-5
Points per game	66.6 (217)	60.2 (313)
Points allowed per game	53.5 (6)	62.6 (59)
FG defense	35.1% (3)	40.3% (35)
3-pt. FG defense	28.9% (35)	34.7% (194)
Assists per game	14.2 (113)	11.0 (298)
Assist/turnover ratio	1.17 (67)	0.76 (300)
Turnovers per game	12.1 (47)	14.5 (243)
Turnover margin	+1.7 (95)	-3.2 (321)

Not only has Tech improved on the court since Gregory arrived, but has made big strides in the classroom as well. Beginning with Moe Miller and Lance Storrs in the summer after Gregory took the head coaching position at Tech, every senior in the program has graduated, including Derek Craig and Nick Foreman last spring.

This year's senior class includes Mfon Udofia, who is on schedule to finish his Business Administration degree work in the summer, and Pierre Jordan, who will complete his Masters degree requirements in Building Construction in the spring.

Tech's men's basketball scored a perfect 2010-11 team single year Academic Progress Report score of 1000 in the latest APR report last June, a first for the program.

Buzz Bytes

- Tech has made 53-of-143 attempts (37.1 pct.) from three-point range in its last eight games, 11-for-67 (16.4 pct.) in its first four games.
- Six different players have led Tech in scoring this season, and eight different players have scored in double digits.
- Only two Tech players are averaging in double digits for the season, Marcus Georges-Hunt at 11.5 ppg and Robert Carter, Jr., at 10.0, but seven are averaging 5.7 or better.
- No Tech player has scored as many as 20 points in a game this year. Brandon Reed and Robert Carter, Jr., have each scored 19 in a game.
- No Tech player ranks among the ACC's top 25 in scoring, and no Tech player ranks higher than 12th in rebounding.
- Eight Tech players have averaged 16 minutes per game or more for the season so far, 10 are averaging in double digits.
- Tech has shot 50 percent or better from the floor three times this season, 56.1 percent against Tulane, a high for the Yellow Jackets under Brian Gregory, 52.9 percent against UNC Wilmington and 50 percent against Fordham. Tech just missed that mark against Alabama State (49.2 pct.).
- Tech's three most prominent scholarship freshmen, Chris Bolden, Robert Carter, Jr., and Marcus Georges-Hunt, have combined for just 36 turnovers in 827 minutes (that's 23.0 minutes between turnovers).
- Bolden, Carter, Jr., and Georges-Hunt have combined to score 38.8 percent of the Yellow Jackets' points.

TECH NOTEBOOK

MEDIA GUIDELINES

Georgia Tech's practices are generally closed to the public and the media, but coaches and players are available prior to practice on Mondays and Fridays each week prior to practices that occur on those days.

TV stations are allowed to shoot B-roll during the first 15 minutes of those practices during the course of the season.

Media are asked to notify Mike Stamus ahead of time to make specific player requests.

Interview requests with players that need to be conducted at other times must be made through the media relations office at least 24 hours in advance. These interviews will be conducted at a time and place convenient to the players' availability and class schedule.

Media are asked not to contact players directly either by phone or e-mail, they are instructed not to accept those. Every effort will be made to make players available.

INTERVIEWS WITH COACH GREGORY

Media wishing to speak with Coach Gregory at times other than scheduled media sessions are asked to set up an appointment in advance through the media relations office. He also is available each week on the ACC Teleconference, and other teleconferences may be scheduled as demand warrants.

POST-GAME INTERVIEWS

Coach Gregory and the visiting team's head coach will each hold a post-game press conference in the designated interview room in the back hallway of the arena.

Players requested by the media will be brought to the interview room following the coaches press conferences.

BRIAN GREGORY RADIO SHOW

Head coach Brian Gregory's weekly radio show airs each Monday live from 7-8 p.m. at STATS Restaurant and Bar, 300 Marietta Street. The show airs live on "790 The Zone" and "All News 106.7 FM," and it will be replayed on 106.7 FM, later that night.

ACC COACHES' WEEKLY

TELECONFERENCE

The 12 ACC head basketball coaches will be featured on nine Monday teleconferences during the 2011-12 season. The season's first teleconference will take place on Monday, January 7, 2013, and continue through Monday, March 11, 2013. Each coach has 10 minutes to make an opening statement and answer questions. A replay of each teleconference is available on the Conference's internet site TheACC.com each Monday afternoon.

Media phone number: 913-312-0641

Jeff Bzdelik, Wake Forest.....	10:30
James Johnson, Virginia Tech.....	10:40
Tony Bennett, Virginia.....	10:50
Mark Gottfried, NC State.....	11:00
Roy Williams, North Carolina.....	11:10
Jim Larranaga, Miami.....	11:20
Mark Turgeon, Maryland.....	11:30
Brian Gregory, Georgia Tech.....	11:40
Leonard Hamilton, Florida State.....	11:50
Mike Krzyzewski, Duke.....	12:00
Brad Brownell, Clemson.....	12:10
Steve Donahue, Boston College.....	12:20

• Tech has won every time it has had more assists than turnovers this season (7-0) and is 13-3 under Brian Gregory when that is the case.

• With Daniel Miller jumping center, Tech has controlled the opening tip in 33 of 43 games since the beginning of the 2011-12 season, and 11 of 12 times this season.

• Tech is 3-0 this season in games decided by fewer than 10 points (Saint Mary's, Georgia, UNC Wilmington). The Jackets were 3-10 in such games last year.

The Sixth Man Award

They don't give a Sixth Man Award in the Atlantic Coast Conference, but Georgia Tech's Kammeon Holsey would be a prime candidate.

After starting all 31 games for Tech last season, the 6-8 1/2 forward gave way to freshman Robert Carter, Jr., at the beginning of this season and has come off the bench in every game. But the junior from Sparta, Ga., has been among the Yellow Jackets' top four in scoring average all season, currently at 9.5 points a game while playing just under 20 minutes a game.

Holsey's role has been to give the Jackets a burst of energy in the frontcourt off the bench, and he did so from the very first game, scoring a season-high 18 points on 7-of-8 shooting in just 18 minutes in Tech's season-opening win over Tulane. He scored seven straight points during one key stretch.

Since then, he has reached double digits five more times, leading Tech in scoring twice, and has converted on 59.2 percent of his shots from the floor.

He has not played more than 25 minutes (that occurred at Illinois when he led Tech with 14 points and hit 5-of-6 shots from the floor), and has been Tech's first sub off the bench in every game.

Point Taken

An argument can be made that no player on the Georgia Tech team has benefitted more under head coach Brian Gregory's tutelage than Mfon Udofia. After all, it's a point guard learning from a point guard, and Udofia has dived in head first.

The 6-2 senior was recruited out of Miller Grove High School as part of a class that included teammates Daniel Miller and Kammeon Holsey, and the since-departed Derrick Favors, Brian Oliver and Glen Rice, Jr. After scuffling through his first two seasons and going in and out of Tech's starting lineup, Udofia's transformation from score-first to pass-first point guard has taken hold.

Gregory relied on Udofia last year to the tune of 31.8 minutes a game. In the pre-conference schedule, Udofia averaged 10.2 points a game but his assist-turnover ratio was just 33/42 in 14 games. Once conference play began, he averaged 9.6 points and his assist/turnover ratio improved to 56/42 over 17 games.

This year has brought even more improvement in his floor game and remarkable progress in shot selection so far. See the chart below.

Season	FG%	3FG%	APG	TO/g	PPG
1st 3 yrs	37.6	30.7	1.97	1.93	7.4
2012-13	52.5	39.5	3.50	1.83	9.7

McCamish Pavilion Facts

Name: McCamish Pavilion (mc-CAME-ish), named for Atlanta insurance executive Hank McCamish who gave the lead gift for the facility

Capacity: approximately 8,600 (6935 court level, 1665 balcony level)

Cost: \$50 million

Contractor: Whiting-Turner

Architect: Populous

Cremins Court: the court remains named for the former Tech head coach

Alexander Courtyard: located at the Fowler Street entrance, honors the former Tech director of athletics and the history of the former Tech home arena named for him

Grand entrance: 10th and Fowler Streets, foyer includes graphic representations of retired jerseys and Tech's two Final Four appearances

Other entrances: West entrance off Fowler Street (students and media), East entrance from main arena parking (for club patrons)

Features: center-hung scoreboard and video boards, mezzanine fascia ribbon boards, theatrical lighting, primarily chairback seating, club area

Groundbreaking: May 5, 2011

Opening: October, 2012

First public event: Oct. 21, Jacket Jam (men's and women's scrimmages plus other activities)

First men's game: Nov. 9 vs. Tulane

First women's game: Nov. 11 vs. Tennessee

Other Highlights

- 2,500 cubic yards of concrete removed
- 3,000 cubic yards of concrete installed
- 500 tons of new steel installed
- Over 1 mile of new railing installed
- 20,000 gallons of paint used
- 2,000 feet of new mechanical piping
- 2,500 feet of new ductwork
- \$4M in new audio-visual and scoreboards
- 50 TV's throughout the concourse and Callaway Club
- Farthest distance material has traveled to get on site: 4,835 miles
- Shortest distance material has traveled to get on site: 1 mile
- Number of Tech alumni involved in the project: Over 100
- Number of days construction took: 520
- Number of 1950's old style Coke bottles found while installing the underground foundations: 11
- Number of new staircases: 13
- Number of new sports lights for the competition floor: Over 300
- 270-degree court view from concourse

The Last Time a Jacket ...

Scored 30 or more points:

Iman Shumpert, 30 vs. North Carolina, 1/16/11

Led Tech in scoring off the bench:

Kammeon Holsey, 14 vs. The Citadel, 12/22/12

Grabbed 15 or more rebounds:

Daniel Miller, 15 vs. Delaware State, 11/14/11

Had 10 or more assists:

Iman Shumpert, 11 vs. Virginia Tech, 1/25/11

Had a double-double: Robert Carter, Jr. (13 pts/12 reb) vs. Chattanooga, 1/2/13

Played 40 minutes in regulation:

Jason Floyd vs. NC State, 1/2/99

Played every minute of an overtime game:

Alvin Jones (45 minutes, 1 OT) vs. New Orleans, 11/27/98

Played every minute of a multiple-OT game:

Matt Harpring (50 minutes, 2 OT) vs. North Carolina, 2-8-98

The Last Time the Jackets ...

Scored 100 or more points:

vs. Florida A&M (100-59 win), 11/14/09

Scored 100 or more points in regulation:

vs. Florida A&M (100-59 win), 11/14/09

Scored 100 or more points in consecutive games:

vs. Jackson State (100-70) on 11/13/06 and Georgia State (103-74) on 11/16/06

Allowed 100 or more points: vs. Virginia Tech (102-77 loss) on 2/13/11

Allowed 100 or more points in regulation:

vs. Virginia Tech (102-77 loss) on 2/13/11

Shot 60 percent or better:

.712 (37-52) vs. Kentucky State, 1/30/10

Failed to make a three-point basket:

0-for-5 vs. Duke, 2/23/05

Did not allow a three-point basket:

0-for-6 vs. Maryland, 1/30/11

Grabbed 50 or more rebounds:

51 vs. Alabama State, 12/17/12

Two players had a double-double: Brian Oliver (15 pts/12 reb) and Glen Rice, Jr. (19 pts/11 reb) vs. UTEP, 11/26/10

Had 25 or more assists:

29 vs. Kentucky State, 1/30/10

Blocked 10 or more shots:

12 vs. Tulane, 12/3/11

Had 15 or more steals:

19 vs. Wake Forest, 3/3/11

Had fewer than 10 turnovers:

8 vs. Fordham, 12/29/12

Had five players in double-figures in points:

Virginia Tech, 2/18/12

Won by 30 or more points:

The Citadel (73-41), 12/22/12

Won by 40 or more points:

Kentucky State (98-50), 1/30/10

Won by 50 or more points:

Winston-Salem State (97-46), 1/3/07

Played an overtime game:

Virginia Tech (lost 74-73), 2/18/12

Had no player play 30 minutes:

Fordham (won 73-48), 12/29/12

Defeated a Top 25 team:

#19/19 Maryland (69-64), 3/12/10

Defeated a Top 25 team on the road:

#12/13 North Carolina (73-71), 1/16/10

Had a game postponed:

Clemson (at Clemson), 1/11/11

Had a game cancelled:

Fordham (in Atlanta), 12/27/10

Whom to Watch

• **Mfon Udofia's** last seven games: 23-of-42 from the floor, 12-for-26 on 3s, 26 assists, 13 turnovers.

• **Udofia** has hit 39.5 percent of his threes this season, which would rank among the ACC's top five if he had enough attempts (15-for-38).

• After averaging a team-high 31.8 minutes per game a year ago, **Udofia** has averaged 28.1 minutes this year, including a season high of 38 minutes against California. Udofia played just 18 minutes against Alabama State and 19 against The Citadel, his fewest since playing 11 minutes against Virginia Tech in the opening round of the 2011 ACC Tournament (40 games).

• **Udofia** and backup point guard **Pierre Jordan** have just 58 turnovers between them in the last 21 games (less than 2.8 per game combined).

• **Robert Carter, Jr.**, has averaged 13.6 ppg and 8.6 rpg in his last five games. He has made 30 of 48 field goal attempts (62.5 pct.), has eight assists and five steals.

• **Marcus Georges-Hunt** has reached double digits in scoring in nine of 12 games (nine vs. Illinois and Alabama State). He ranks fourth among ACC freshmen in scoring average and is third in double digit games.

• **Georges-Hunt** has been named ACC Rookie of the Week twice this season, the first Tech player to earn that honor since Derrick Favors, who won it four times in 2009-10.

• **Kammeon Holsey** has averaged 9.5 points per game, fourth on the team, despite averaging just 19.3 minutes off the bench. Holsey started every game at the 4-spot a year ago. Holsey also has hit a team-high 59.2 percent of his shots from the floor.

• **Holsey**, who converted 51.6 pct. of his free throws in his first two seasons combined, has converted on 68.2 pct. this season.

• **Daniel Miller** has 25 of his 30 blocked shots in Tech's last seven games, including five each against Illinois and Alabama State. He leads the ACC and ranks 33rd nationally in blocks.

• **Miller** matched his career high of 14 points against Fordham, and has averaged 7.9 ppg over his last seven games (23-of-45 FG).

• **Brandon Reed** has averaged 7.3 points (15-of-36 FG), grabbed 16 rebounds, dealt 11 assists and turned the ball over just four times in 107 minutes in Tech's last five games.

Tech's "Poole" of Talent Has Expanded

The end of the fall semester at Georgia Tech marked the beginning of Yellow Jacket careers of brothers Stacey, Jr., and Solomon Poole of Jacksonville, Fla.

Stacey, Jr., the elder brother, transferred from Kentucky and enrolled at Tech last January. The 6-4 wing player has practiced with the Yellow Jackets since last January, became eligible after the fall semester and made his debut Dec. 22 with 21 minutes against The Citadel.

His younger brother, Solomon, was one of the nation's more highly-sought players, a 6-foot guard who was rated a five-star player and as high as No. 14 among all players in the class of 2013. An

all-state player at Tery Parker High School in 2011-12, Solomon finished his high school courses and graduated from North Florida Educational Institute and was admitted to Tech in early December. He began to practice with the Yellow Jackets on Dec. 15, and made his debut Dec. 17 against Alabama State.

More complete bios on Stacey, Jr., and Solomon Poole elsewhere in this packet.

Poole Trivia

Stacey Poole, Jr., wears No. 12 for Georgia Tech, a number worn most notably by Kenny Anderson, member of the Yellow Jackets' famed "Lethal Weapon 3" combo, and center Luke Schenscher. Both players played in NCAA Final Fours. The last Tech player to wear No. 12 was walk-on D.J. Spain, who played in two games last season.

Solomon Poole is wearing No. 45 for the Yellow Jackets. The last player to wear that number for Tech was walk-on Bert Culbreth during the 1997-98 season. Bruce Dalrymple, the 1984 ACC Rookie of the Year and a key component of Tech's first ACC Championship team in 1985, is Tech's most notable player to wear No. 45.

Boardwork Empire

One of the cornerstones of head coach Brian Gregory's philosophy is that everybody rebounds and Tech wins the rebounding battle every game.

• Last season, Tech ranked third in the ACC and 60th nationally in rebound margin (+3.5). Tech was sixth in the ACC in rebound average (35.1 per game) and second in rebound defense (31.6).

• Tech currently ranks third in the ACC and 62nd in the nation in rebound margin (+5.9), including +20 efforts against Tulane, Rice and Alabama State.

• Tech has outrebounded 24 of its 43 opponents under Gregory, with two ties, and nine of its 17 ACC opponents.

• Six Tech players averaged better than 3.0 rebounds per game last year, and seven players are doing so this year. Only two players have posted a 10-rebound game, Daniel Miller (10 vs. Tulane) and Robert Carter, Jr. (11 vs. Alabama State).

• Tech has averaged 12.4 offensive rebounds this season, third-best in the ACC.

• Tech has won the rebounding battle in 15 of its 21 wins under Gregory, and is 4-12 when it has lost the rebounding battle.

Case for Tech's Defense

• Only three opponents have shot 50 percent from the floor against Tech since Brian Gregory became head coach.

• Tech has held 21 teams (five ACC teams) under 60 points since Brian Gregory arrived and allowed only seven to score as many as 70.

• The Yellow Jackets have held 23 of 43 foes under 40 percent from the floor under Gregory, six under 30 percent. This season, eight opponents have failed to shoot 40 percent, and four of those were under 30 percent.

• **Defense without fouling** - Tech ranks sixth nationally in scoring defense and third in field goal percentage defense, yet is also No. 54 in fewest

TECH NOTEBOOK

Tech's Record ...

	2012-13	2011-12
At home	8-0	7-8
On the road	0-1	3-9
At neutral sites	2-1	1-3
Vs. top-10 opponents	0-0	0-2
Vs. top-25 opponents	0-1	0-4
Vs. teams over .500	1-2	4-15
Vs. teams under .500	7-0	4-3
Vs. teams at .500	2-0	3-2
While in the top 25	0-0	0-0

In November	4-2	4-3
In December	5-0	3-3
In January	1-0	1-7
In February	0-0	2-6
In March	0-0	1-1
In April	0-0	0-0

Wearing white uniforms	10-0	8-9
Wearing gold uniforms	0-1	3-9
Wearing black uniforms	0-0	0-0
Wearing blue uniforms	0-1	0-2

Game is decided by 5 pts. or fewer	0-0	2-4
Game is decided by 10 or fewer	3-0	3-10

Leading at the half	7-0	8-4
Trailing at the half	3-2	3-16
Tied at the half	0-0	0-0
Leading with 5:00 to play	9-0	11-1
Trailing with 5:00 to play	1-2	0-19
Tied with 5:00 to play	0-0	0-0
In overtime games	0-0	0-1
After a bye in the ACC schedule	0-0	0-1

Tech scores 100 or more points	0-0	0-0
Tech scores 70 or more points	6-0	5-3
Tech scores less than 70 points	4-2	6-17
Opponent scores 100 or more points	0-0	0-0
Opponent scores 70 or more	0-1	1-7
Opponent scores less than 70	10-1	10-13

Tech shoots 50 pct. or better	3-0	7-1
Opponent shoots 50 pct. or better	0-0	0-3
Opponent shoots under 40 pct.	7-0	7-8
Tech has a higher FG% than opponent	9-0	10-8
Tech has a lower FG% than opponent	1-2	1-12
FG percentage is even	0-0	0-0

Tech has more 3-point FGs	6-0	4-3
Tech has fewer 3-point FGs	3-2	6-13
3-point FGs are even	1-0	1-4

Tech attempts more FT than opponent	8-0	7-5
Tech attempts fewer FT than opponent	2-2	4-15
Free throw attempts are even	0-0	0-0

Tech outrebounds opponent	6-0	8-11
Opponent outrebounds Tech	3-2	2-10
Rebounds are even	1-0	1-0

Tech has fewer turnovers than opponent	5-1	4-2
Tech has more turnovers than opponent	4-1	7-16
Turnovers are even	1-0	0-2
Tech has more assists than turnovers	7-0	6-3

Committing more fouls	4-1	3-14
Committing fewer fouls	5-1	8-5
Fouls are even	1-0	0-1

4/more Jackets score in double figures	4-0	5-2
A Jacket scores 20 or more	0-0	4-3
A Jacket scores 30 or more	0-0	0-0

Scoring more bench points	6-2	7-10
Scoring fewer bench points	4-0	4-9
Bench scoring is even	0-0	0-1

fouls committed per game (15.7).

• Tech gave up 62.6 points per game last year, which was the program's fifth lowest yield going back to the 1955-56 season, the first year statistics are available. Only one other Tech team (1984-85, 59.4 ppg) surrendered fewer points per game vs. the ACC than did Brian Gregory's first Tech team (65.5).

• Only three Tech teams since 1960 limited teams to a lower field goal percentage than last year's team (40.3 pct.). Only four Tech teams in the ACC era have posted a better field goal percentage yield against the conference (43.2 pct. last year).

• Last year, Tech ranked fourth in the conference in scoring defense (59th nationally), fourth in field goal percentage defense (35th nationally) and third in blocked shots (26th nationally).

Offensive Notes

• Tech's 56.1 percent success rate from the floor against Tulane was its highest figure under Brian Gregory. Tech has shot 50 percent from the floor three times this season.

• Tech is 10-1 under Gregory when it has shot 50 percent from the floor.

• Tech shot 50 percent in the second half of games 13 times last season, including 66.7 percent in the second half at Virginia Tech and 52.6 percent in the second half against Maryland during its last five games of the season.

• Though Tech did not shoot the ball well from the outside overall last season (last in the ACC), the Yellow Jackets had their moments and good stretches. Tech shot 35 percent or better from beyond the arc nine times in ACC games.

• When Tech placed five players in double figures in scoring last year, the Yellow Jackets scored significant wins, all away from home (VCU, Georgia, NC State), and came 3.5 seconds from winning a fourth (Virginia Tech). Tech shot 50 percent or better in each of those games.

• Tech shot better than 50 percent from the floor in eight games last year. Tech never hit that number in 2010-11, and had gone 35 straight games without doing so before last year's opener.

• Tech's offensive numbers in road games last year (62.9 ppg, 44.0 pct. FG, 37.6 pct. on 3s, 66.5 pct. FT) were far better than those for the Jackets in Philips Arena, their "home" court.

Streaks of Note

• Daniel Miller has started 74 consecutive games, the team's longest streak. He is the only returning player to start every game the last two-plus seasons. He has not missed a game in his Tech career.

• Tech has made at least one 3-point field goal in 240 straight games, dating back to an 0-for-5 effort against Duke on Feb. 23, 2005. The Jackets came close to breaking that streak twice last season - Saint Joseph's (1-for-12) and Virginia (1-for-15).

Notable Career Milestones

• Mfon Udofia surpassed 800 career points Dec. 17 against Alabama State, and now has 835.
 • Kammeon Holsey surpassed 500 career



T-E-C-H

More evidence of Brian Gregory's nod to Georgia Tech's past can be found in Georgia Tech's new uniforms this year.

This year's jerseys feature the name "TECH" in block lettering on the front, with the team name and the numerals on the front and back outlined and shadowed, reminiscent of the Yellow Jackets' uniforms of the late 1960s and early 1970s, when Rich Yunkus was the star.

Tech has white, gold and blue versions of the new uniforms.

points against Chattanooga, and now has 507.

• Holsey needs eight rebounds to reach 300 for his career.

• Daniel Miller passed 400 career points Nov. 14 against Presbyterian, needs 28 to reach 500.

• Miller surpassed 400 career rebounds against Alabama State, now has 427.

• Miller has reached 5th place in career blocked shots at Tech (172). He needs two to catch Eddie Elisma (174) for fourth place.

• Jason Morris needs 15 points for 500 in his career.

• Udofia has reached 19th place on Tech's career list with 234. He needs 21 to catch Phil Wagner (265) for 18th place.

• Udofia needs 28 minutes to reach 2,800 for his career.

• Brandon Reed has 775 career points (including 469 as a freshman at Arkansas State). He needs 25 to reach 800 for his career.

Tech Storylines

• Georgia Tech's primary goals are always to play solid team and one-on-one defense, win the rebounding battle and be efficient on offense. Brian Gregory prefers to fuel the Yellow Jackets' transition game with superior defensive rebounding rather than with gambling for steals.

• Every player who suited up for Georgia Tech in its first eight games is from the state of Georgia, seven of those from the Atlanta metropolitan area. That changed the week before Christmas when brothers Stacey, Jr., and Solomon Poole both became eligible and made their debuts for Tech.

• Tech has defeated its in-state rival, Georgia, in consecutive years for the first time since winning three straight from 1992-94.

• The Yellow Jackets' third-place finish in the DirectTV Classic was their best finish in a holiday tournament since finishing third in the 2007 Paradise Jam.

• The entire starting lineup for Tech's final five regular-season games of 2011-12 returns intact - 6-2 guard Mfon Udofia, 6-3 1/2 guard Brandon Reed, 6-5 1/2 forward Jason Morris, 6-8 forward

Tech Highs/Lows Under Brian Gregory

Longest winning streak: 6 games (2012-13 season)
Longest ACC winning streak: 1 game (2011-12 season)
Longest losing streak: 6 games (2011-12 season)
Longest ACC losing streak: 6 games (2011-12 season)
Most points scored in a game: 92 vs. Florida A&M (won 92-59), 11/11/11
Most points scored - ACC game: 82 vs. NC State (won 82-71), 1/11/12
Fewest points scored in a game: 36 vs. Miami (lost 56-34, ACC Tournament), 3/8/12
Fewest points scored - ACC game: 36 vs. Miami (lost 56-34, ACC Tournament), 3/8/12
Most points allowed in a game: 93 vs. North Carolina (lost 93-81), 1/29/12
Most points allowed - ACC game: 93 vs. North Carolina (lost 93-81), 1/29/12
Fewest points allowed in a game: 36 vs. Rice (won 54-36), 11/22/12
Fewest points allowed - ACC game: 47 vs. Boston College (won 51-47), 2/4/12
Largest margin of victory: 34 vs. Alabama State (won 75-41), 12/17/12
Largest margin of victory - ACC game: 11 vs. NC State (82-71), 1/11/12
Largest margin of victory - road game: 20 vs. Savannah State (won 65-45), 12/10/11
Largest margin of victory - ACC road game: 11 vs. NC State (82-71), 1/11/12
Largest losing margin: 32 vs. Virginia (70-38), 1/19/12
Largest losing margin - ACC game: 32 vs. Virginia (70-38), 1/19/12
Most points allowed in a win: 71 vs. NC State (won 82-71), 1/11/12
Most points scored in a loss: 81 vs. North Carolina (lost 93-81), 1/29/12
Fewest points scored in a win: 51 vs. Boston College (won 51-47), 2/4/12
Fewest points allowed in a loss: 54 vs. Miami (lost 54-36), 3/8/12
Largest deficit overcome to win a game: 13 vs. VCU (won 73-60), 11/18/11
Largest deficit overcome to win a road game: 7 vs. Georgia (won 68-56), 12/7/11
Largest lead given up in a loss: 7 vs. Saint Joseph's (lost 66-53), 11/18/11; Mercer (lost 65-59), 12/22/11
Highest FG pct.: .561 (32-57) vs. Tulane, 11/9/12
Highest FG pct. - ACC game: .510 (25-49) vs. NC State, 1/11/12
Lowest FG pct.: .292 (14-48) vs. Virginia, 1/19/12
Lowest FG pct. - ACC game: .292 (14-48) vs. Virginia, 1/19/12
Highest 3-pt pct.: .600 (9-15) vs. NC State, 1/11/12
Highest 3-pt pct. - ACC game: .600 (9-15) vs. NC State, 1/11/12
Lowest 3-pt pct.: .059 (1-17) vs. NC State, 2/9/12
Lowest 3-pt pct. - ACC game: .059 (1-17) vs. NC State, 2/9/12
Lowest FG pct. allowed: .229 (11-48) vs. Rice, 11/22/12
Lowest FG pct. allowed - ACC game: .333 (18-54) vs. Maryland, 1/15/12
Most assists: 20 vs. Alabama State, 12/17/12; Fordham, 12/29/12
Fewest assists: 4 vs. Virginia, 1/19/12
Most turnovers: 24 vs. Florida State, 2/1/12
Fewest turnovers: 6 vs. Virginia, 1/19/12; Wake Forest, 3/3/12

Kammeon Holsey and 6-11 1/2 center Daniel Miller - as well as key reserves in 6-8 Julian Royal and 6-0 guard Pierre Jordan.

• The seven players that are back represent 92 percent of the Yellow Jackets' starts, 82 percent of their scoring and 78 percent of their rebounding from 2011-12.

• Tech brought in five new players from the class of 2012, four freshmen and a transfer, a class ranked as high as 14th nationally. Three of them are making an immediate impact - 6-8 forward Robert Carter, Jr., 6-5 forward Marcus Georges-Hunt and 6-3 guard Chris Bolden.

• The other two: 6-4 1/2 guard/forward Stacey Poole, Jr., who transferred from Kentucky last January, became eligible to play following the completion of the fall semester; 6-0 guard Corey Heyward, who attended Hargrave Military Academy last year.

• Robert Carter, Jr., and Marcus Georges-Hunt became the first pair of freshmen to start a season opener for Tech since Derrick Favors and Mfon Udofia did so against Florida A&M on Nov. 14, 2009.

• Marcus Georges-Hunt has been named ACC Rookie of the Week twice (Nov. 26, Dec. 10), the first Tech freshmen to earn that honor since the 2009-10 season, when Derrick Favors won it four times.

• Heyward is sitting out this season after tearing the ACL in his left knee in late June and undergoing surgery in August. His rehab progress had gone extremely well when he re-injured the same knee in an unsupervised activity in December and had to have surgery again on Dec. 13. He is still expected to play in 2013-14, but will miss much of the off-season work required of Tech players.

• Tech signed two players from the class of 2013 during the November signing period - 6-0 guard Solomon Poole of Jacksonville, Fla., and 6-8 forward Quinton Stephens from Atlanta. Poole graduated from high school early, however, and became eligible to play Dec. 14.

• Tech's 2012-13 team features 13 of 15 players from the state of Georgia, unprecedented in the history of Yellow Jacket basketball. Stacey Poole, Jr., and his brother Solomon, from Jacksonville, Fla., are Tech's only players from outside the state.

• Four current Tech players were on the last Yellow Jacket team to play in Alexander Memorial Coliseum - senior Mfon Udofia, juniors Kammeon Holsey, Daniel Miller and Jason Morris.

• Tech was picked to finish ninth in the ACC in pre-season polls of both the conference coaches and the media.

• Tech's returning players for 2012-13 have combined for seven ACC Tournament starts.

• Four Georgia Tech opponents in 2012-13, all from the ACC, were listed in the pre-season polls released by the Associated Press (media) and USA Today (coaches) - NC State (6/6), Duke (8/8), North Carolina (11/12), Florida State (25/24). California, Miami, Georgia and Saint Mary's received votes in either one or both polls. Since then, Maryland and Virginia Tech have merited consideration at times with top 25 votes.

• Head coach Brian Gregory utilized seven different starting lineups last season. Only two

Tech players - Kammeon Holsey and Daniel Miller - started every game. Tech's most frequently used starting five was Mfon Udofia, Jason Morris, Brandon Reed, Kammeon Holsey and Daniel Miller (17 of Tech's 31 games).

• Like his two predecessors, Brian Gregory captured his first career ACC victory on the road (82-71 over NC State on Jan. 11). Bobby Cremins defeated Maryland for his first, 45-43 on Dec. 23, 1981, while Paul Hewitt won at Virginia, 73-68, on Jan. 9, 2000.

• Unlike his two predecessors, however, Gregory won in his first two tries against state-rival Georgia.

Jackets Finish Third at DirecTV Classic

Forcing 21 turnovers and hitting seven three-point shots, Georgia Tech overcame a four-point halftime deficit and defeated Saint Mary's, 65-56, to capture third place in the DirecTV Classic in Anaheim, Calif.

Junior guard Brandon Reed notched a career-high 19 points on 6-of-8 shooting with four threes to lead the victory, combining with three other Yellow Jackets to limit the Gaels' star Matthew Dellavedova to five points (1-8 FG) and force five turnovers from him.

Senior guard Mfon Udofia (12.0 ppg) and freshman Marcus Georges-Hunt (11.0 ppg) led the Yellow Jackets offensively in the tournament, while Tech limited its three foes to 34.6-percent shooting from the floor and 28.1 percent from three-point range.

• The 36 points by Rice on Thanksgiving night were the fewest scored by a Tech opponent in the modern era (1949-50 season to the present). The previous low as 37 by Alabama State in 2004 and Wofford in 1977.

• The 22.9 percent shot by Rice from the floor was the second-lowest ever by a Tech opponent and the lowest since Kentucky hit just 16.3 percent (13-for-80) against the Yellow Jackets on Jan. 2, 1960. Howard (in 1957) and Alabama (in 1962) each shot 23.0 percent (17-for-74).

Past Meets Present

Carrying on coach Brian Gregory's ongoing efforts to reach out to Georgia Tech's storied past while building for the future, Georgia Tech welcomed back more than 150 former players, coaches and staff for its season opener Nov. 9 against Tulane.

The effort was led by legendary Tech coach Bobby Cremins, who formed a committee to reach out to former members of the program from every decade possible. They had a reception before the game and were all recognized at halftime, one-by-one, as they surrounded the court.

Many of Tech's former stars were at the game, including its first All-American, Roger Kaiser, all-time leading scorer Rich Yunkus, the 1985 Thin Gold Line of John Salley, Yvon Joseph and Bruce Dalrymple, and 1993 ACC Championship team stars Drew Barry, Travis Best and James Forrest, and 1996 ACC regular-season champion members Matt Harpring and Michael Maddox.

Tech's entire starting lineup from the 1990 Final Four and ACC Championship team attended,

Georgia Tech's Conference Affiliations

Southern Conference	1922-32
Southeastern Conference	1933-64
Metro Conference	1975-78
Atlantic Coast Conference	1979-present

Most Frequent Non-ACC Foes

Alabama*	28-41
Auburn*	61-53
Florida*	26-20
Georgia*	103-86
Kentucky*	15-56
Louisville	13-15
Mercer	28-17
Mississippi State*	16-13
South Carolina	24-18
Tennessee*	27-42
Tulane*	36-33
Vanderbilt*	33-38

*SEC member while Tech was a member - 1932-64)

Tech All-Time vs. the ACC

Opponent	Overall	in ACC	Tourney
Boston College	9-6	5-5	0-0
Clemson	59-61	31-38	2-0
Duke	23-65	19-52	3-7
Florida State	27-36	17-22	0-2
Maryland	35-39	35-35	4-4
Miami	6-9	4-8	0-1
North Carolina	24-61	22-47	5-4
NC State	37-51	29-38	3-3
Virginia	38-34	36-33	5-4
Virginia Tech	4-13	3-9	1-2
Wake Forest	36-37	35-35	0-4

Tech's 20-Win Seasons

Year	Overall	Conf.	Post-season
2010	22-12	7-9	NCAA
2007	20-12*	8-8	NCAA
2005	20-12	8-8	NCAA 2nd round
2004	28-10*	9-7	NCAA runner-up
1996	24-12*	13-3	NCAA Sweet 16
1992	23-12*	8-8	NCAA
1990	28-7*	8-6	Final Four
1989	20-12*	8-6	NCAA
1988	22-10*	8-6	NCAA
1986	27-7*	11-3	NCAA Sweet 16
1985	27-8*	9-5	NCAA Elite Eight
1971	23-9*	na	NIT runner-up
1963	21-5*	10-4	none
1960	22-6*	11-3	NCAA Sweet 16

*won 20 games by end of regular season

including the Lethal Weapon 3 trio of Kenny Anderson, Brian Oliver and Dennis Scott, and post players Malcolm Mackey and Johnny McNeil.

Hello to the Hank

Georgia Tech is now playing its home games in a building that is, for all intents and purposes, brand new. The only physical elements of McCamish Pavilion that remain from the venerable Alexander Memorial Coliseum are the roof, which has been re-covered, and the 32 steel ribs that support it.

The capacity of McCamish Pavilion is 8,600, including 1,665 seats in the new balcony level and 6,935 seats in the lower seating bowl. There are no suites, but there is a premium club area that seats 500. Alexander Memorial Coliseum seated 9,191 spectators in its final configuration.

The most striking features of McCamish Pavilion are its grand entrance, which fronts 10th and Fowler Streets, the ability for patrons to view the court from the main concourse nearly all the way around, and the theatrical lighting system, which bathes the court in bright light while leaving the seating areas dark, modeled after the Staples Center in Los Angeles and Madison Square Garden in New York.

Miami was the last team to play Tech in Alexander Memorial Coliseum, a game Tech won, and will be the first ACC team to play in McCamish Pavilion on Jan. 5.

Other facts about the first game in McCamish Pavilion:

Head coaches: Brian Gregory of Georgia Tech, Ed Conroy of Tulane

Officiating crew: Karl Hess, Gary Maxwell, Raymond Styons

TV announce crew: Tom Werme, Cory Alexander (ACC Network)

First Tech points: Marcus Georges-Hunt (2 FT, 18:13, 1st half)

First basket: Tulane's Josh Davis (18:44, 1st half)

Attendance: 8,600

Farewell to the Thrillerdome

Georgia Tech played 55 seasons of basketball in Alexander Memorial Coliseum. Over the last year and a half, the venerable building was replaced by a new facility called the McCamish Pavilion, which was built on the same site and opened in September, 2012. The only parts of the AMC that remain are the roof and its 32 steel support ribs.

Tech compiled a record of 556-194 (.741) in the AMC, which opened Nov. 30, 1956 with a 71-61 Tech loss to Duke, and closed March 6, 2011 with a 66-57 Tech win over Miami. Known as the "Thrillerdome," the Coliseum closed as the second-oldest arena in use in the ACC, behind Cameron Indoor Stadium at Duke.

Some facts about the final game in the Thrillerdome:

Head coaches: Paul Hewitt of Georgia Tech (now at George Mason), Frank Haith of Miami (now at Missouri)

Officiating crew: Roger Ayers, Brian Dorsey, Sean Corbin

TV announce crew: Steve Martin, Eddie Fogler (ACC Network)

Last Tech basket: Moe Miller

Last basket: Miami's Adrian Thomas

Attendance: 8,025

Campus Interruptus

While construction progressed on McCamish Pavilion, Georgia Tech played all of its ACC games, as well as non-conference games against Northwestern and Alabama, in Philips Arena, which is located downtown and is the home arena of the NBA's Atlanta Hawks. Tech has an all-time record of 7-11 in the building (3-8 last season), which also hosted the 2012 ACC Tournament.

The Yellow Jackets' other five non-conference games, all in November and December, were played at the Arena at Gwinnett Center, located up I-85 North in Duluth, Ga. Tech's men's team had never played a game in the building before this season and compiled a 4-1 record there.

Tech Signs Two in Class of 2013

Head coach Brian Gregory and his staff signed two high school basketball players during the early signing period, 6-0 guard Solomon Poole of Jacksonville, Fla., and 6-8 forward Quinton Stephens of Atlanta.

Poole, an all-state guard in 2011-12 at Terry Parker High School in Jacksonville, where he averaged 21 points a game, has already joined his older brother, sophomore Stacey, Jr., on the Yellow Jackets' team by graduating from high school early and enrolling at Tech in December. He was rated a five-star prospect by Rivals and as high as 14th among all prep players. Poole attended the North Florida Educational Institute in the fall and played on the AAU circuit for the Atlanta Celtics. His father, Stacey, played college ball at Florida.

Stephens, an all-state selection from The Marist School in Atlanta, is a 3-star prospect in all three major recruiting rankings and ranked as high as No. 78 nationally, No. 18 among the nation's small forwards. He averaged 18.9 points, six rebounds and three assists for the War Eagles last year. He becomes the first scholarship player for the Yellow Jackets from Marist since Matt Harpring, who played 11 years in the NBA and is the No. 2 all-time leading scorer at Tech. Stephens played AAU ball for the Atlanta Express. His father, Bob, played at Drexel collegiately and overseas for more than 10 years.

They Said it...

"Brian Gregory has done a great job. Wow, has he done a great job. He's got young kids. They defend, they rebound, they kicked our tail on the glass, and we're usually pretty good on the glass. They won the game on the glass. They weren't real sharp, and they still won. That's a compliment to him and having his guys ready to come out in the second half and just whip our tail on the glass." - *Chattanooga coach John Shulman*

"I think [Gregory has] done a wonderful job. I think you build with defense, and they are a much better defensive team than they were last year. I'm very impressed watching tape of them. They are playing within themselves, and they understand what their jobs are out there." - *Fordham coach Tom Pecora*

Games Started

	Consec.	2012-13	Career	Career ACC
Chris Bolden	0	0	0	0
Robert Carter, Jr.	12	12	12	0
Marcus Georges-Hunt	8	12	12	0
Kammeon Holsey	0	0	43	27
Pierre Jordan	0	0	1	1
Daniel Miller	74	12	74	34
Jason Morris	1	1	26	19
Stacey Poole, Jr.	0	0	0	0
Brandon Reed	21	12	*70	14
Julian Royal	0	0	0	0
Mfon Udofia	31	12	78	28

*Includes starts at Arkansas State
Career ACC includes ACC Tournament starts

Double figures off the bench in 2012-13

Player	Points	Opponent/Date
Bolden	12	Tulane, 11/9/12
Holsey	*18	Tulane, 11/9/12
Holsey	14	California, 11/23/12
Georges-Hunt	11	California, 11/23/12
Morris	10	Illinois, 11/28/12
Holsey	*14	Illinois, 11/28/12
Holsey	11	Alabama State, 12/17/12
Holsey	*14	The Citadel, 12/22/12
Holsey	10	Chattanooga, 1/2/13

*team-high

Tech Alumni in the NBA

Player	Team
Chris Bosh	Miami Heat
Will Bynum	Detroit Pistons
Derrick Favors	Utah Jazz
Jarrett Jack	Golden State Warriors
Anthony Morrow	Atlanta Hawks
Iman Shumpert	New York Knicks
Thaddeus Young	Philadelphia 76ers

Other Tech Alums in Pro Ball

Tony Atkins	Goyang Orions (South Korea)
Alade Aminu	Karsiyaka (Turkey)
D'Andre Bell	Chiba Jets (Japan)
Lewis Clinch	Caneros (Dominican Republic)
B.J. Elder	Pall. Trento (Italy)
Shaun Fein	Antibes (France)
Zam Fredrick	Barys Atyrau (Kazakhstan)
Gani Lawal	Acea Virtus RM (Italy)
Stephon Marbury	Beijing Ducks (China)
Anthony McHenry	Ryukyu Golden Kings Okinawa (Japan)
Moe Miller	Groningen (Holland)
Ismail Muhammad	Bakersfield (NBA D-League)
Ed Nelson	9 de Julio (Argentina)
Jim Nystrom	Solna Vikings (Sweden)
Zachery Peacock	Fraport SKY (Germany)
Luke Schenscher	Adelaide 36ers (Australia)
Jeremis Smith	Pioneros (Mexico)
Lance Stors	BC Jyvasykyla (Finland)
Mario West	Caneros (Dominican Republic)

• "After the game, I congratulated Daniel Miller. He's becoming a really good player. He understands what he can and can't do. He's very disciplined around the basket. He's a big son-of-a-gun, so he takes up some great space. I think he's got a bright future. I think Georgia Tech is moving in the right direction." - *Fordham coach Tom Pecora*

• "They're both good ball clubs. Florida is one of the top 10 in the country. They move the ball well and crash the boards well. So does Tech. They both have really great teams and they're very well coached. That's about all I can say about them because they are both very good ball clubs." - *Alabama State coach Lewis Jackson when asked to compare his team's opponents Florida and Tech.*

• "This place has a chance to become a special home court. The crowd is on top of you, it's really loud and the students are tremendous." - *Tech coach Brian Gregory on McCamish Pavilion*

• "I think he's really the difference maker for them. I think he's a much better player than he was a year ago, and in previous years." - *Georgia coach Mark Fox on Mfon Udofia*

• "They're notorious, as are the coaches in that family, for rebounding, and their niche (is) in the area of rebounding; they're terrific on the glass, and they're physical," - *Illinois head coach John Groce*

• "You're still talking about a good ACC team that had the 14th-best recruiting class, so for us it's a nice win." - *California coach Mike Montgomery*

• "Their size is impressive, they stayed really patient, they really make you guard them inside. They're looking for inside presence. They're constantly looking for their post guys, they're taking advantage of you helping, and when you help inside, they had some looks. But inside they battle you and they test you. Because they're big and strong inside - they kind of know their identity." - *Rice coach Ben Braun*

• "We wanted this kind of challenge. I have tremendous respect for Coach [Gregory], the Georgia Tech program and Coach [Bobby] Cremins. I was excited about the opportunity to come here and I wanted that for our program. I'd do it all over again. I know it's a tough assignment on the road the first game of the year, but I thought our guys handled that part of it well." - *Tulane coach Ed Conroy on the challenge coming in and opening Tech's new arena.*

• "They have more bodies and are stronger. At least tonight, they were a lot more physical and I think that showed in their emphasis on the boards. I thought they really moved the ball well side-to-side offensively. They didn't take really any bad shots." - *Conroy on the difference between this Tech team and the one Tulane defeated in 2011-12.*

• "They always do a great job, and Brian (Gregory) is a great coach. He really gets his guys to rebound, and they compete hard on the boards." - *Clemson coach Brad Brownell following Tech's F21 loss to the Tigers*

• "I really like Coach (Brian) Gregory and his staff. They're going to be fine. He's a great coach. I spent a lot of time over at Tech working out and watching the team this past summer. They're going to be good. It's his first year, so he's got to get

everything like he wants to get it. Once he does it, it's going to be great." - *former Tech star Anthony Morrow (now with the Atlanta Hawks)*

• "They have a defensive mentality that they haven't always had. They're going to fight you." - *Clemson guard Tanner Smith, of Alpharetta, Ga., following the Tigers' win last Jan. 21*

• "They're trying to build that culture of commitment to each other and to defense. They're not there yet, but this guy will get it done." - *ESPN analyst Doris Burke on Brian Gregory*

• "His background is of championship ilk. So his team is going to play that way." - *Duke head coach Mike Krzyzewski on Brian Gregory*

Firsts for Tech Under Brian Gregory

First game: Florida A&M at the Arena at Gwinnett Center

First starting lineup: G Jason Morris, G Brandon Reed, G Mfon Udofia, F Kammeon Holsey, C Daniel Miller

First opening tip: Georgia Tech

First Tech FG: Kammeon Holsey (a layup), 1:02

First 3-pointer: Brandon Reed, 1:49

First lead: 5-2, at 1:49 via Reed three-pointer

First halftime score: Tech leading, 43-29

First win: Florida A&M, 92-59

Attendance at first game: 2,590

Officiating crew for first game: Sean Hull, Sean Corbin, Jeff Nichols

First loss: Saint Joseph's, 66-53 (Nov. 17)

First road win: VCU, 76-60 (Nov. 18)

First ACC game: Lost to Duke, 81-74 (Jan. 7, Philips Arena)

First ACC win: NC State, 82-71 (Jan. 11, in Raleigh)

Seven Jackets on NBA Rosters

Seven former Georgia Tech players were on opening night rosters in the NBA when the league opened its 2012-13 season.

Two players changed teams during the off-season - Jarrett Jack, a seven-year NBA veteran drafted in the first round in 2005, was traded from New Orleans to Golden State, and Anthony Morrow, a four-year NBA vet, was traded from New Jersey to Atlanta.

Chris Bosh, a first-round draft choice of the Toronto Raptors in 2003, is now in his second season with the Miami Heat after helping that team to the NBA Championship in 2012.

The list includes second-year guard Iman Shumpert, who enjoyed a fine rookie season last year with the New York Knicks, which drafted him 17th overall in 2012, before he injured his knee.

Derrick Favors, the third overall pick in the 2011 NBA Draft by the New Jersey Nets, is now in his first full season with the Utah Jazz.

Forward Thaddeus Young, the 12th overall pick in 2007, is in his sixth season with the Philadelphia 76ers. Will Bynum, a member of Tech's 2004 Final Four squad, is in his fifth season with the Detroit Pistons.

ACC Expands Schedule in 2012-13

The ACC implemented an 18-game conference schedule, two more games for each team, for the 2012-13 season.

Tech in the ACC-Big Ten Challenge

Overall record: 4-8 (Home: 3-3, Away: 1-5)

Date	Result	Opponent	TR	OR
11/28/12	aL 62-75	Illinois	-	22/22
11/29/11	hL* 60-76	Northwestern	-	-
11/30/10	aL 71-91	Northwestern	-	-
2009	did not participate		-	-
12/30/08	hL 83-85	Penn State	-	-
11/27/07	aL 79-83	Indiana	-	15/15
11/28/06	hW 77-73	Penn State	21/24	
11/30/05	aL 88-86	Michigan State	-	13/14
11/30/04	hW 99-68	Michigan	4/4	-
12/3/03	aW 73-53	Ohio State	13/15	-
12/4/02	aL 63-64	Minnesota	-	20/17
11/28/01	hW 62-61	Wisconsin	-	-
11/28/00	aL 67-85	Iowa	-	-
12/1/99	hL* 77-80	Michigan		

*Philips Arena, Atlanta, Ga.

Tech at Non-BCS Opponent Venues Since 2000

Date	Opponent	Conference	Result
12/29/11	Fordham	A-10	L, 66-72
12/3/11	Tulane	C-USA	L, 52-57
12/22/10	Siena	MAAC	L, 57-62
11/15/10	Kennesaw State	A-Sun	L, 63-80
1/2/10	Charlotte	A-10	W, 76-67
12/14/09	Chattanooga	SoCon	W, 95-64
11/22/08	Mercer	A-Sun	W, 82-76 (ot)
11/11/07	Tennessee State	OVC	W, 99-85
1/10/06	Centenary	Summit	W, 85-69
12/28/05	Air Force	Mt. West	L, 46-54
11/22/04	Illinois-Chicago	Horizon	W, 60-59
11/23/03	Cornell	Ivy	W, 90-69
1/2/03	Tulane	C-USA	L, 66-80
2/16/02	Saint Louis	C-USA	W, 60-40

Season Double-Doubles

Since 1953, eight Georgia Tech players have averaged double figures in points and rebounds for an entire season.

Player	Year	PPG	RPG
Alvin Jones	2001	13.4	10.4
Malcolm Mackey	1993	15.6	10.2
Malcolm Mackey	1991	15.3	10.7
Rich Yunkus	1971	25.5	11.1
Rich Yunkus	1970	30.1	12.0
Rich Yunkus	1969	24.1	11.0
Jim Caldwell	1965	17.4	13.8
Jim Caldwell	1964	14.0	14.0
Jim Caldwell	1963	13.7	10.9
Dave Denton	1958	12.0	10.9
Lenny Cohen	1957	13.4	11.1
Dick Lenholt	1955	10.0	10.6
Pete Silas	1953	17.0	13.7

ACC schools have played a 16-game schedule since the 1991-92 season, when Florida State joined the conference, and played every team twice (home and away) until Miami and Virginia Tech joined the ACC for the 2004-05 season.

The league will grow to 13 schools when Pittsburgh and Syracuse, which accepted invitations to become members last summer, begin competition next year and Maryland exits for the Big Ten. Notre Dame, which accepted membership this summer, begins competition in all sports except football in 2014-15.

D-Rad Departs for Clemson

Clemson University announced on Oct. 29 the hiring of director of athletics Dan Radakovich, who had served Georgia Tech in the same capacity since 2006.

Tech's senior associate athletics director Paul Griffin is serving as acting director of athletics until a permanent replacement is appointed. Tech is conducting a national search to fill the position.

Previous Encounters with Georgia Tech

Here's a quick look at the Georgia Tech coaching staff and its previous encounters with the Yellow Jackets at previous stops in their careers.

Brian Gregory, head coach - Head coach at Dayton in 63-59 victory over Georgia Tech in Puerto Rico (11/19/09)

Chad Dollar, assistant coach - Recruited and coached current Tech sophomore Brandon Reed as an assistant coach at Arkansas State

Josh Postorino, assistant coach - 4-3 vs. Tech as director of operations and assistant coach at Clemson

Billy Schmidt, assistant coach - Assistant coach at Dayton in 63-59 victory over Georgia Tech in Puerto Rico (11/19/09); 3-5 vs. Tech as a student manager at Wake Forest from 1988-92

Tech's NCAA Tournament History

Georgia Tech played in the NCAA Tournament five times in 11 seasons under head coach Paul Hewitt and has played in the event 16 times in the history of the program. Fourteen of those appearances have occurred since 1985.

Tech has a record of 23-16 in NCAA Tournament play, highlighted by its 2004 trip to the NCAA title game as well as a Final Four berth in 1990. The Yellow Jackets have reached the NCAA Sweet 16 seven times (1960, 1985, 1986, 1990, 1992, 1996, 2004).

The 2004 and 2005 appearances were the Yellow Jackets' first back-to-back appearances since Bobby Cremins led the Institute to the Big Dance nine straight years from 1985-93.

Georgia Tech has won at least one game in 11 of its 16 NCAA Tournament appearances.

Tech's ACC Tournament History

Georgia Tech has played in 33 ACC Tournaments, and has a 24-30 all-time record in the event. The Yellow Jackets have won three championships, in 1985 (Atlanta), 1990 (Charlotte) and 1993 (Charlotte).

Tech has been a runner-up four times (1986, 1996, 2005, 2010). The 1986, 1996 and 2010 runs

to the finals occurred in Greensboro.

Tech is 6-4 in ACC Tournament games played in Atlanta, going 4-2 in three tournaments at the Omni, including the 1985 title, and 2-2 in two tournaments at the Georgia Dome.

Tech was 0-2 in the ACC Tournament under coach Dwane Morrison, 15-16 under Bobby Cremins (including all three titles) and 9-11 under Paul Hewitt (including runner-up finishes in 2005 and 2010).

The Jackets are 3-5 when opening the tournament on Thursday.

Tech at Off-Campus Atlanta Venues

Philips Arena

12-1-99	Michigan ²	L, 77-80
12-11-99	Stanford ¹ (ot)	L, 61-64 (ot)
12-9-00	Kentucky ¹	W, 86-84
12-16-01	Syracuse ¹	W, 96-80
12-15-02	Tennessee ¹	L, 69-70
12-13-03	Saint Louis ¹	W, 75-62
12-11-04	Air Force ¹	W, 64-42
11-29-11	Northwestern	L, 60-76
1-3-12	Alabama	L, 48-73
1-7-12	Duke	L, 74-81
1-19-12	Virginia	L, 38-70
1-24-12	Miami	L, 49-64
2-4-12	Boston College	W, 51-47
2-9-12	NC State	L, 52-61
2-21-12	Clemson	L, 37-56
2-25-12	Maryland	W, 63-61
3-3-12	Boston College	W, 69-62
3-8-12	Miami ⁴	L, 36-54

Arena at Gwinnett Center

11-11-11	Florida A&M	W, 92-59
11-14-11	Delaware State	W, 70-52
11-23-11	Siena	W, 72-44
12-19-11	Alabama A&M	W, 65-54
12-22-11	Mercer	L, 59-66

Georgia Dome

12-19-92	Louisville ¹	W, 87-85
12-18-93	Vanderbilt ¹	W, 86-77
12-17-94	Louisville ¹	L, 72-77
11-15-95	Manhattan ³	W, 87-67
11-17-95	Oklahoma ³	W, 83-72
12-16-95	Louisville ¹	W, 88-77
12-21-96	Kentucky ¹	L, 59-88
12-20-97	Louisville ¹	W, 94-86
12-13-98	Kentucky ¹	L, 39-80
3-9-01	Virginia ⁴	W, 74-69
3-10-01	North Carolina ⁴	L, 63-70
2-11-07	Connecticut	W, 65-52
3-12-09	Clemson ⁴	W, 86-81
3-13-09	Florida State ⁴	L, 62-64

¹Chick-fil-A Classic for Kids

²ACC-Big Ten Challenge

³Pre-Season NIT

⁴ACC Tournament

Georgia Tech's Home Courts

Peachtree Auditorium (1905-06)
Cable Piano Company Hall (1908-09)
Crystal Palace (1912-13 through 1913-14)
City Auditorium (1919-20 through 1934-35)
Atlanta Athletic Club (1919-20)
Luckie Street YMCA (1919-20)
Temporary Gym (1924-25 through 1930-31)
Naval Armory (1935-36 through 1936-37)
Heisman Gym (1938-39 through 1955-56)
Alexander Memorial Coliseum (1956-57 through 2010-11)
The Omni (1995-96)
Georgia Dome (1995-96)
Philips Arena (2011-12)
McCamish Pavilion (2012-13 to the present)

Last Year's Meetings - Tech vs. Miami

GAME 20

Miami 64, Georgia Tech 49

Jan. 24, 2012 • Philips Arena

Kenny Kadji scored 21 points, Malcolm Grant had 16 and Miami beat Georgia Tech 64-49 on Tuesday night to leave the Yellow Jackets in last place in the ACC. Miami (11-7, 2-3) has won two of three.

Mfon Udofia had 14 points for Georgia Tech (8-12, 1-5). The Yellow Jackets have lost four straight and eight of nine.

Georgia Tech trailed 49-39 after a free throw by Glen Rice Jr. with 7:12 remaining. Back-to-back baskets by Kammeon Holsey cut Miami's lead to 54-45 with 4:26 remaining, but the Hurricanes answered with six straight points to push the lead to 15 points.

Kadji, who had 14 points in the second half, led Miami with eight rebounds.

Grant had three 3-pointers in the first half. Freshman Shane Larkin's 3 gave Miami its big lead of the half at 31-17.

Rice made only 1 of 6 shots in the first half, and his frustrations were obvious when he missed two free throws with 18.9 seconds left before halftime.

Rice, who leads the Yellow Jackets with his average of 13.7 points, scored on a follow shot and then had a 3-pointer as Georgia Tech cut Miami's lead to double figures in the opening minutes of the second half.

Rice had 13 points and nine rebounds. Julian Royal had 11.

MIAMI (11-7, 2-3 ACC)

Player	FG-A	3P-A	FT-A	Reb	PF	Pts	A	TO	Bk	S	MIN
Kadji	8-15	2-4	3-3	8	2	21	2	3	1	0	34
Johnson	4-11	0-0	0-0	7	4	8	2	1	0	0	24
Larkin	2-3	2-3	0-0	0	3	6	5	1	0	0	31
Scott	3-6	0-0	0-0	6	2	6	2	0	0	2	34
Grant	6-10	4-6	0-0	0	1	16	2	1	0	0	30
McKinney Jones	0-1	0-1	0-0	1	1	0	1	0	1	1	10
Jones	3-5	1-1	0-0	4	0	7	0	1	1	0	22
Brown	0-3	0-2	0-0	1	3	0	1	0	0	0	15
Totals	26-54	9-17	3-3	32	16	64	15	7	3	3	200
FG%	1st Half: 14-26 53.8%		2nd Half: 12-28 42.9%		Game: 48.1%						
3FG%	1st Half: 7-12 58.3%		2nd Half: 2-5 40.0%		Game: 52.9%						
FT%	1st Half: 0-0 0.0%		2nd Half: 3-3 100%		Game: 100%						

GEORGIA TECH (8-12, 1-5 ACC)

Player	FG-A	3P-A	FT-A	Reb	PF	Pts	A	TO	Bk	S	MIN
Holsey	2-6	0-0	0-1	4	3	4	1	1	0	0	22
Miller	2-4	0-0	0-0	4	0	4	1	0	1	1	20
Udofia	6-12	1-5	1-1	3	1	14	0	1	0	0	31
Morris	0-7	0-1	0-0	3	0	0	1	0	0	0	32
Rice	4-14	2-6	3-7	9	1	13	5	1	0	1	36
Royal	5-7	1-1	0-0	5	1	11	0	3	0	1	29
Jordan	0-1	0-1	0-0	0	0	0	0	0	0	0	11
Reed	1-3	0-1	0-0	2	2	2	0	0	0	1	10
Hicks	0-2	0-0	1-2	3	1	1	0	1	2	0	9
Totals	20-56	4-15	5-11	36	7	49	8	3	4	200	
FG%	1st Half: 9-30 30.0%		2nd Half: 11-26 42.3%		Game: 35.7%						
3FG%	1st Half: 3-12 25.0%		2nd Half: 1-3 33.3%		Game: 26.7%						
FT%	1st Half: 1-3 33.3%		2nd Half: 4-8 50.0%		Game: 45.5%						

Score by Periods	1st	2nd	Total
Miami	35	29	64
Georgia Tech	22	27	49

Officials: Ed Corbett, Joe Lindsay, Jeff Clark

Attendance: 5009

Points in the paint-UM 28,GT 22. Points off turnovers-UM 8,GT 8.

2nd chance points-UM 6,GT 14. Fast break points-UM 5,GT 7.

Bench points-UM 7,GT 14. Score tied-3 times. Lead changed-2 times.

Largest lead-UM by 17 2nd-01:01, GT by 3 1st-17:18.

GAME 31

Miami 54, Georgia Tech 36

Mar. 8, 2012 • Philips Arena

ACC Tournament - First Round

Rion Brown sparked Miami with back-to-back 3-pointers, and the Hurricanes ripped off an 18-0 run to defeat Georgia Tech 54-36 in the opening round of the ACC Tournament.

Georgia Tech ended its first season under coach Brian Gregory with its lowest-scoring game ever in the tournament and an 11-20 record.

The Yellow Jackets finished with their lowest-scoring game since a 38-36 loss to Auburn on Feb. 7, 1961. It was the third time this season Georgia Tech was held below 40 points at Philips Arena.

Miami (19-11) shot just 33 percent. Shane Larkin was its top scorer with 12 points, while Durand Scott added 11 and Brown had 10.

Mfon Udofia scored 13 points, Brandon Reed chipped in with 11 - and no one else had more than five. Georgia Tech made 14 of 44 shots (32 percent) and turned it over 20 times.

Both teams struggled through the opening half, combining to make 14-of-51 shots from the field and coughing up the ball 15 times. The Yellow Jackets went to the locker room with a 20-19 lead. But the Hurricanes finally woke up, going ahead for good when Larkin led a fast break and passed off to Brown, who spotted up for a 3 that made it 29-27.

GEORGIA TECH (11-20)

Player	FG-A	3P-A	FT-A	Reb	PF	Pts	A	TO	Bk	S	MIN
Morris	2-12	0-5	1-2	4	1	5	0	3	0	1	31
Holsey	2-5	0-0	0-2	7	3	4	1	3	0	0	28
Miller	1-4	0-0	1-2	10	2	3	2	3	5	0	35
Udofia	5-11	2-4	1-1	1	4	13	1	5	0	0	36
Reed	4-8	1-5	2-2	0	0	11	1	2	0	1	35
Royal	0-3	0-2	0-0	3	4	0	1	2	0	0	17
Jordan	0-1	0-0	0-0	0	1	0	0	0	0	0	4
Foreman	0-0	0-0	0-0	2	0	0	0	1	0	1	13
Craig	0-0	0-0	0-0	1	0	0	0	1	0	0	1
Totals	14-44	3-16	5-9	31	15	36	6	20	5	3	200
FG%	1st Half: 8-26 30.8%		2nd Half: 6-18 33.3%		Game: 31.8%						
3FG%	1st Half: 2-10 20.0%		2nd Half: 1-6 16.7%		Game: 18.8%						
FT%	1st Half: 2-3 66.7%		2nd Half: 3-6 50.0%		Game: 55.6%						

MIAMI (19-11)

Player	FG-A	3P-A	FT-A	Reb	PF	Pts	A	TO	Bk	S	MIN
Kadji	1-10	0-3	3-4	6	1	5	1	1	2	3	30
Johnson	3-10	0-0	1-2	9	3	7	0	3	0	1	25
Larkin	3-8	0-3	6-7	1	2	12	3	1	0	3	26
Scott	4-4	0-0	3-4	7	1	11	1	2	0	2	28
Grant	1-4	0-3	0-0	1	0	2	0	1	0	0	24
McKinney Jones	1-5	1-4	0-0	2	1	3	0	0	0	0	22
Jones	1-5	0-1	2-2	1	0	4	0	1	0	1	18
Akpejori	0-0	0-0	0-0	0	0	0	0	0	0	1	1
Brown	4-8	2-4	0-0	5	0	10	0	1	0	0	20
Swoope	0-0	0-0	0-0	0	0	0	0	0	0	0	1
Adams	0-0	0-0	0-0	0	0	0	0	0	0	0	5
Totals	18-54	3-18	15-19	37	8	54	5	11	2	11	200
FG%	1st Half: 6-25 24.0%		2nd Half: 12-29 41.4%		Game: 33.3%						
3FG%	1st Half: 1-9 11.1%		2nd Half: 2-9 22.2%		Game: 16.7%						
FT%	1st Half: 6-7 85.7%		2nd Half: 9-12 75.0%		Game: 78.9%						

Score by Periods	1st	2nd	Total
Georgia Tech	20	16	36
Miami	19	35	54

Officials: Ray Natili, Brad Nestor, Raymie Styons

Attendance: 19520

Points in the paint-GT 18,UM 24. Points off turnovers-GT 10,UM 29.

2nd chance points-GT 5,UM 9. Fast break points-GT 4,UM 16.

Bench points-GT 0,UM 17. Score tied-5 times. Lead changed-5 times.

Largest lead-GT by 5 1st-18:29, UM by 19 2nd-05:49.

PERSONNEL UPDATES

11 • Chris Bolden • G • 6-3 • Fr.

- Sharpshooting guard from North Gwinnett High School in Suwanee, Ga., who has averaged nearly 19 minutes off the bench, 4.3 points per game.
- Scored 12 points in 23 minutes in his collegiate debut against Tulane (5-10 FG, 2-6 on 3s) with three assists and no turnovers ... Remains his season high.
- Has just 13 turnovers in 224 minutes.
- Second on the team in threes attempted (8-for-37) but has been inconsistent - 3-for-19 in Tech's first five games, 5-for-9 in the next three, 0-for-9 in the last four.
- Ranked No. 22 among shooting guards in the 2012 class and No. 107 overall in the Rivals Top 150.
- Considered one of the premier shooters in the country, coaches are impressed with the expansion of his game and his ability to positively impact the game with his defense, rebounding and playmaking skills ... Tremendous work ethic and well-taught.
- All-state in class AAAAA, Georgia's highest classification, by the Atlanta Journal-Constitution.
- All-time leading three-point shooter in Gwinnett County history (209 made), led North Gwinnett to the region 7AAAAA title and the quarterfinals of the state AAAAA tournament.

Career Highs

Points: 12, Tulane -- 11/9/12
Rebounds: 3, vs Rice -- 11/22/12; vs California -- 11/23/12
Assists: 3, Tulane -- 11/9/12
Steals: 1, vs Rice -- 11/22/12; at Illinois -- 11/28/12; Georgia -- 12/4/12
Blocks: 1, vs Rice -- 11/22/12
FG made: 5, Tulane -- 11/9/12
FG attempts: 10, Tulane -- 11/9/12
3FG made: 2, at Illinois -- 11/28/12; Tulane -- 11/9/12; Georgia -- 12/4/12
3FG attempts: 6, vs California -- 11/23/12; Tulane -- 11/9/12
Minutes: 29, California -- 11/23/12

4 • Robert Carter, Jr. • F • 6-8 • Fr.

- One of the nation's top-rated prep big men, earned a spot in Tech's starting lineup since the season-opener.
- Tech's second-leading scorer at 10.0 ppg, with four double-digit games in the last five, six this season ... Also has three double-digit rebound games in the last four.
- Averaged 13.0 ppg, 8.6 rpg in Tech's last five games, hitting 30-of-48 FG (62.5 pct.), with eight assists, five steals and four blocks.
- Recorded his second double-double of the season against Chattanooga (13 pts/12 reb) ... Also had one against Alabama State (13 pts/11 reb) ... Just missed a third one with 9 points/10 rebounds against The Citadel.
- Scored a season-high 19 points against UNC Wilmington, where he also set season highs for FG (8-for-12) and grabbed nine rebounds ... Five of those points came in succession that lifted Tech from a 62-61 deficit to a 66-62 lead which it did not relinquish late in the game.
- Tech's top rebounder at 6.8 per game, leading ACC freshmen and 12th-best in the ACC overall.
- Has turned the ball over just 13 times in 297 minutes.
- Tried at least one three in each of Tech's first 11 games (4-for-20), but not against Chattanooga.
- Ranked No. 33 nationally (6th among power forwards) in the Rivals150 prep player rankings ... Rated 21st among the nation's seniors according to ESPN, Carter also ranked 7th among the nation's power forwards by ESPN.
- Tech coaches like his versatility and complete skill set, good shooting touch from the perimeter and the skill to be able to stretch defenses ... Plays unselfishly and passes the ball well.

Career Highs

Points: 19, UNC Wilmington -- 12/8/12
Rebounds: 12, Chattanooga -- 1/2/13
Assists: 3, Alabama State -- 12/17/12
Steals: 3, The Citadel -- 12/22/12
Blocks: 2, Tulane -- 11/9/12; Alabama State -- 12/17/12
FG made: 8, UNC Wilmington -- 12/8/12
FG attempts: 12, Fordham -- 12/29/12; UNC Wilmington -- 12/8/12

3FG made: 1, 4 times
3FG attempts: 3, 4 times
FT made: 3, 4 times
FT attempts: 6, UNC Wilmington -- 12/8/12
Minutes: 28, UNC Wilmington -- 12/8/12

32 • Brooks Doyle • G • 6-4 • Fr.

- Non-scholarship player who enrolled at Tech in the summer and began working out with the team.
- Has played in four games ... Hit his first collegiate three and scored four points against Alabama State in five minutes on the floor.
- Got into Tech's season-opener against Tulane and scored a point on a free throw.
- Lettered three years and served as team captain one year at the Marist School in Atlanta.
- Led the War Eagles to a 20-8 record and a state ranking of No. 8 as a senior ... Advanced to the class AAAA state quarterfinals where they lost to eventual state champion Miller Grove ... Helped Marist to a 16-11 mark as a junior.

Career Highs

Points: 4, Alabama State -- 12/17/12
Rebounds: 1, Alabama State -- 12/17/12; The Citadel -- 12/22/12
FG made: 1, Alabama State -- 12/17/12
FG attempts: 1, vs Rice -- 11/22/12; Alabama State -- 12/17/12; The Citadel -- 12/22/12
3FG made: 1, Alabama State -- 12/17/12
3FG attempts: 1, vs Rice -- 11/22/12; Alabama State -- 12/17/12
FT made: 1, Tulane -- 11/9/12; Alabama State -- 12/17/12
FT attempts: 2, Tulane -- 11/9/12; Alabama State -- 12/17/12
Minutes: 5, Alabama State -- 12/17/12

3 • Marcus Georges-Hunt • F • 6-5 • Fr.

- Long, physical perimeter player and consistent scorer with the ability to create mismatches at various spots on the floor.
- Started 11 of Tech's 12 games and has averaged 25.5 minutes, tops among Tech's freshmen.
- Leads Tech in scoring at 11.5 ppg, fifth-best among freshmen in the ACC,
- Has hit 45.8 pct. of his field goal tries (5th on the team), 33.3 pct. on threes (4th), 68.4 pct. from the free throw line (2nd).
- Reached double figures in scoring in nine of 12 games (scored nine each vs. Illinois and Alabama State), which is third-most among ACC freshmen.
- Has been named ACC Rookie of the Week twice, first time a Tech player has won that honor since Derrick Favors in 2009-10 (four times).
- Scored season-high 18 points against Georgia (5-10 FG, 3-6 on 3s, 5-8 FT) with six rebounds and two assists ... Scored 14 points on 6-of-8 FG against Tulane in his collegiate debut ... Hit 4-of-5 3s against The Citadel for 12 points.
- Scored all 10 of his points in the final nine minutes against UNCW despite playing with four fouls, helping Tech on a closing 16-4 run to win the game.
- Has just 10 turnovers in 306 minutes, and leads Tech in steals (12).
- Averaged 11.0 ppg in the DirecTV Classic, hitting 3-of-8 on threes ... Grabbed season-high nine rebounds against Rice.
- A 4-star recruit, was ranked No. 59 overall in the ESPN100, and No. 14 among small forwards.
- Coaches like his varied skill set, size, strength and athletic ability, his ability to score in a variety of ways and ability to create shots for teammates.
- First-team class AAAA all-state performer three straight years at North Clayton High School ... Named AAAA State Player of the year in 2012 by the Atlanta Journal-Constitution.

Career Highs

Points: 18, Georgia -- 12/4/12
Rebounds: 9, vs Rice -- 11/22/12
Assists: 3, Fordham -- 12/29/12
Steals: 2, vs Rice -- 11/22/12; at Illinois -- 11/28/12; The Citadel -- 12/22/12
Blocks: 1, at Illinois -- 11/28/12
FG made: 6, Tulane -- 11/9/12
FG attempts: 12, vs California -- 11/23/12; Alabama State -- 12/17/12
3FG made: 4, The Citadel -- 12/22/12
3FG attempts: 6, Georgia -- 12/4/12

PERSONNEL UPDATES

FT made: 5, Georgia -- 12/4/12

FT attempts: 8, Georgia -- 12/4/12

Minutes: 32, Illinois -- 11/28/12 ; Georgia -- 12/4/12

30 • Corey Heyward • G • 6-0 • Fr.

- Sitting out the 2012-13 season after tearing the anterior cruciate ligament in his left knee in late June, had surgery in July ... Re-injured the knee and underwent a second surgery on Dec. 13.
- Coaches like his character, toughness and competitiveness ... Had rehabbed to the point where he could do certain drills and conditioning in practice.
- Spent the 2011-12 academic year at Hargrave Military Academy in Chatham, Va., after earning first-team all-state honors in class AAAAA in 2010-11 at Peachtree Ridge High School.
- Averaged 16.6 points, 5.2 assists, and 3.5 rebounds per game for Peachtree Ridge ... At Hargrave, he averaged 11 points, 6 rebounds and 6 assists, helping the Tigers to a 38-1 record and the championship game of the national prep school championship.
- Father, Craig, was the former NFL and University of Pittsburgh running back known as "Ironhead" who passed away in 2006 ... Has a brother, Cameron, who starred in football at Ohio State and now plays for the Pittsburgh Steelers.

24 • Kammeon Holsey • F • 6-8 ½ • r-Jr.

- Has come off the bench in each game this season after starting all 31 as Tech's 4-man a year ago ... Averages 9.5 ppg (4th on the team) in just 19.3 minutes per game.
- Has hit 59.2 pct. of his shots from the floor (tops on the team) and 68.2 pct. of his free throws (3rd).
- Had shot 48.4 pct. as a freshman from the foul line, 52.7 pct. last year ... Been to the line a team-high 44 times this season.
- Rebound average of 5.0 per game is No. 3 on the team, 24th in the ACC.
- Has scored in double digits in six games this season, including season-high 18 points in just 18 minutes against Tulane (7-9 FG, 4-5 FT), which remains his season high ... Scored seven straight points at one first-half juncture to help Tech pull away.
- Scored 14 points (7-10 FG) in just 16 minutes against The Citadel.
- Surpassed 500 career points against Chattanooga, needs eight rebounds to reach 300.
- Missed eight days of pre-season practice with a high ankle sprain, which led to Robert Carter, Jr., starting in his place to open the season, but has given Tech great energy off the bench with his aggressiveness in the post.
- Averaged 9.7 ppg and 5.3 rpg in the DirecTV Classic, hitting 10-of-16 FG.
- Has led Tech in scoring 11 times in the last 29 games, and has reached double figures in 12 of his last 21 games, dating back to last season.
- Scored in double figures in 23 times for his career (15 times last year), and has one career double-double (Maryland on F25 of last year, 16 pts/10 rebounds).
- Missed one game in his career (due to illness as a freshman).

Career Highs

Points: 21, Delaware State -- 11/14/11

Rebounds: 10, Maryland -- 2/25/12

Assists: 3, Alabama State -- 12/17/12

Steals: 4, Albany -- 11/17/10

Blocks: 2, 4 times

FG made: 9, Delaware State -- 11/14/11

FG attempts: 11, NC State -- 2/9/12

FT made: 7, NC State -- 2/9/12

FT attempts: 8, NC State -- 2/9/12

Minutes: 32, Boston College -- 1/8/11

2 • Pierre Jordan • G • 6-0 • Grad.

- Key member of Tech's team with his ability to spell Mfon Udofia at the point ... Has averaged 11.1 minutes in 40 games at Tech.
- Played 17 minutes against Alabama State, career-high five rebounds and two blocked shots.
- Has just 29 turnovers in 443 career minutes at Tech ... Has 18 turnover-less games in 40 games at Tech.

- Scored in 14 of his 28 games last year, 35.4% FG, and hit his first 3 of the season at Fordham on D29 ... Scored in just two games this year.
- Enrolled at Tech in August of 2011 after graduating from Florida State ... Scheduled to complete his degree requirements in the spring ... Named to the Academic All-ACC basketball team (Building Construction) last season.
- Best game of last season J29 at North Carolina (3-3 FG, career-high 7 pts, 4 ast, 1 turnover in 18 min).
- Made first and only career start J21 at Clemson (15 min, 3 pts, 3 reb).

Tech Career Highs

Points: 7, at North Carolina -- 1/29/12

Rebounds: 5, Alabama State -- 12/17/12

Assists: 4, at North Carolina -- 1/29/12 ; Siena -- 11/23/11

Blocks: 2, Alabama State -- 12/17/12

FG made: 3, at North Carolina -- 1/29/12

FG attempts: 4, Florida A&M -- 11/11/11 ; Clemson -- 2/21/12 ; Boston College -- 2/4/12

3FG made: 1, 5 times

FT made: 2, Alabama A&M -- 12/19/11

FT attempts: 2, Alabama A&M -- 12/19/11 ; at Virginia Tech -- 2/18/12

Minutes: 21, Florida A&M -- 11/11/11

5 • Daniel Miller • C • 6-11 ½ • r-Jr.

- Tech's fifth-leading scorer (6.9 ppg) and second-leading rebounder (5.8, T18 in the ACC), and leads the ACC in blocked shots (2.5 pg).
- Does an excellent job blocking out and allowing others to get rebounds, and of disrupting the opponents' offenses with his size ... Has gotten more aggressive on the offensive end.
- Matched his career high with 14 points against Fordham, and just missed his second double-double of the year with nine rebounds.
- Surpassed 500 points for his career against the Rams ... Surpassed 400 rebounds for his career against Alabama State.
- Has played extremely well since Illinois: Has averaged 7.9 ppg and 6.1 rpg in his last seven games, and converted 23 of 45 shots from the floor.
- Has 25 of his 30 blocked shots for the season in that span and ranks among the NCAA leaders (33rd).
- Holds fifth place at Tech in career blocks (172), needs two to reach 4th place (Eddie Elisma, 174), and is the ACC's active career leader.
- Has three double-digit scoring games this season, including 12 points with three blocked shots against UNCW, first double-digit game since the opener against Tulane (10 pts/10 rebs).
- Scored in double figures in 11 of his last 22 games dating to last year.
- Picked up the third double-double of his career Nov. 9 vs. Tulane (10 pts/10 reb) while also leading the team in assists (matched his career-high with 6).
- His 25 assists (vs. 13 turnovers) are second on the team to point guard Mfon Udofia, including a career-high six against Tulane.
- Scored double digits in 15 games last year after doing so just three times as a freshman ... Has 21 for his career.
- Has not missed a game in his Tech career, starting 74 straight, longest streak on the team ... Only Tech player to start every game the last 2-plus years.

Career Highs

Points: 14, Fordham -- 12/29/12 ; Delaware State -- 11/14/11 ; Savannah State -- 12/11/10

Rebounds: 15, Delaware State -- 11/14/11

Assists: 6, Tulane -- 11/9/12 ; Delaware State -- 11/14/11

Steals: 4, Duke -- 1/7/12

Blocks: 7, Charleston Southern -- 11/12/10

FG made: 6, 6 times

FG attempts: 14, at Boston College -- 2/29/12

FT made: 6, Florida A&M -- 11/11/11

FT attempts: 9, Savannah State -- 12/11/10

Minutes: 45 (2ot), Charlotte -- 1/2/11 ; 33 (regulation), Miami -- 3/6/11

14 • Jason Morris • G/F • 6-5 ½ • Jr.

- Potentially explosive scorer when at his best, has returned from a two-game injury absence (left foot) to score nine points in each of Tech's last two games
- Has give Tech a boost on the perimeter in those two games by hitting 6-of-7

PERSONNEL UPDATES

threes.

- Has reached double digits once this season, averaging 5.7 ppg while hitting 38.2 pct. from the floor ... Is 11-for-24 from three-point range this season.
- In his last five games (sandwiched around his injury): 7.8 ppg, 14-for-26 FG, 9-for-14 on threes, 3.4 rpg.
- Spent considerable time, and did a fine job, defending star guards Matthew Dellavedova of Saint Mary's (5 pts, 5 turnovers) and Kentavious Caldwell-Pope of Georgia (16 pts on 5-of-17 shooting).
- Had a solid 6-point, 6-rebound effort off the bench against UNCW, and a career-high nine rebounds against Rice.
- Started Tech's last six games of 2011-12 (21 for the year), closing out the regular season with a career-high 22 points with three assists vs. Wake Forest ... Also set career highs for FGA (16), and 3s made and attempted (5-of-7).
- Scored in double digits 11 times last season (five in ACC games), 18 for his career.
- Needs 15 points to reach 500 for his career.
- Struggled with his long-range shooting (29.2% on 3s, 34.6% overall) most of last season after hitting 40 pct. of his 3s as a freshman.

Career Highs

Points: 22, Wake Forest -- 3/3/12
Rebounds: 8, Wake Forest -- 1/19/11
Assists: 4, at Virginia Tech -- 2/18/12
Steals: 4, at Wake Forest -- 3/3/11
Blocks: 3, Alabama A&M -- 12/19/11 ; at Tulane -- 12/3/11
FG made: 8, Wake Forest -- 3/3/12
FG attempts: 16, Wake Forest -- 3/3/12
3FG made: 5, Wake Forest -- 3/3/12
3FG attempts: 7, at Fordham -- 12/29/11 ; Wake Forest -- 3/3/12
FT made: 7, Northwestern -- 11/29/11
FT attempts: 7, Northwestern -- 11/29/11 ; Mercer -- 12/31/10
Minutes: 33, Delaware State -- 11/14/11 ; Duke -- 1/7/12 ; at Virginia Tech -- 2/18/12

31 • Aaron Peek • G/F • 6-4 • So.

- Non-scholarship forward who joined the team after a tryout prior to the beginning of practice last October.
- Played in eight games in his career, including four games this season.
- Helped lead Benjamin E. Mays High School to a district championship in 2009-2010 and 4A State Championship game.
- Named a Georgia Merit Scholar, senior class president, and member of National Honor Society.
- Majoring in Biology/Pre-Medicine.

Career Highs

Rebounds: 1, Alabama State -- 12/17/12 ; Fordham -- 12/29/12 ; Siena -- 11/23/11
Steals: 1, Fordham -- 12/29/12
Blocks: 1, Fordham -- 12/29/12
FG attempts: 1, Fordham -- 12/29/12 ; Siena -- 11/23/11 ; at Savannah State -- 12/10/11
3FG attempts: 1, Siena -- 11/23/11
Minutes: 4, Alabama State -- 12/17/12

45 • Solomon Poole • G • 6-0 • Fr.

- Highly-rated guard from Jacksonville, Fla., who signed a letter-of-intent with Georgia Tech in November.
- Graduated early from North Florida Educational Institute and was admitted to Tech in December ... Became eligible to practice with the team on Dec. 15 and was certified eligible to play by the NCAA on Dec. 14.
- Made his collegiate debut against Alabama State, and has played in three games since becoming eligible, scoring at least two points in each and totaling seven assists.
- Coaches like his explosiveness and athleticism, ability to create scoring opportunities for others and for himself in both the open-court and half-court situations ... Tremendous work ethic and toughness.
- Attended and graduated from North Florida Educational Institute in the fall of 2012 ... Was an all-state guard in the 2011-12 season at Terry Parker High School in Jacksonville, where he averaged 21 points a game.
- Four-star prospect by Rivals and Scout, rated as high as 14th among all prep players at one point ... Rated No. 37 in his class in both rating services at the time

- of his enrollment at Tech ... Played on the AAU circuit for the Atlanta Celtics.
- Father, Stacey, Sr., played college ball at Florida.

Career Highs

Points: 4, The Citadel -- 12/22/12
Rebounds: 2, Alabama State -- 12/17/12 ; The Citadel -- 12/22/12
Assists: 4, The Citadel -- 12/22/12
Steals: 1, Alabama State -- 12/17/12 ; The Citadel -- 12/22/12
FG made: 2, The Citadel -- 12/22/12
FG attempts: 4, The Citadel -- 12/22/12
3FG attempts: 1, The Citadel -- 12/22/12 ; Fordham -- 12/29/12
FT made: 2, Alabama State -- 12/17/12
FT attempts: 2, Alabama State -- 12/17/12
Minutes: 12, The Citadel -- 12/22/12

12 • Stacey Poole, Jr. • G/F • 6-4 ½ • So.

- Transfer from Kentucky who enrolled at Georgia Tech for the spring semester and began practicing with the team January 12 ... Did not see action for UK in 2011-12.
- Became eligible to play for Tech Dec. 15 and has two more years of eligibility at Tech after this season.
- Made his Tech debut against The Citadel with seven points and five rebounds in 21 minutes ... Followed with five points and five rebounds against Fordham in 11 minutes.
- Highly recruited prep star ranked as high as 33rd in some recruiting rankings.
- Played in 16 games for Kentucky in 2010-11 as the Wildcats went 29-9 and advanced to the NCAA Final Four in Houston ... Saw action in four SEC games.
- Averaged 16 points, eight rebounds and four assists as a senior at Providence High School in Jacksonville, Fla.
- Ranked as the fourth best small forward and No. 33 overall prospect of 2010 by Rivals.com, the No. 51 overall prospect by ESPN and 12th best small forward by Scout.com.

Tech Career Highs

Points: 7, The Citadel -- 12/22/12
Rebounds: 5, The Citadel -- 12/22/12 ; Fordham -- 12/29/12
Assists: 1, Fordham -- 12/29/12
Steals: 1, Fordham -- 12/29/12
FG made: 2, The Citadel -- 12/22/12
FG attempts: 9, The Citadel -- 12/22/12
3FG attempts: 1, The Citadel -- 12/22/12 ; Fordham -- 12/29/12
FT made: 3, The Citadel -- 12/22/12 ; Fordham -- 12/29/12
FT attempts: 6, Fordham -- 12/29/12
Minutes: 21, The Citadel -- 12/22/12

Kentucky Career Highs

Points: 3, Notre Dame -- 12/8/10
Rebounds: 2, Winthrop -- 12/22/10 ; Coppin State -- 12/28/10
Assists: 1, Boston University -- 11/30/10
FG made: 1, Notre Dame -- 12/8/10
FG attempts: 3, Indiana -- 12/11/10
3FG made: 1, Notre Dame -- 12/8/10
3FG attempts: 1, four times
FT made: 1, Coppin State -- 12/28/10
FT attempts: 2, Coppin State -- 12/28/10
Minutes: 8, Washington -- 11/23/10

23 • Brandon Reed • G • 6-3 ½ • r-Jr.

- Wing player who has started 40 of Tech's 43 games since he became eligible, including every game this year, averaging 23.8 minutes for his career.
- Played good all-around basketball of late, averaging 7.3 ppg, 3.2 rpg over his last six games (Georgia to present) ... Went 15-for-36 from the floor (6-for-16 on threes), and had 13 assists against five turnovers.
- Led Tech with 14 points (6-of-10 FG, two 3s) with four rebounds and five assists against Alabama State.
- Struggled out of the gate, scoring just nine points in Tech's first four games, but had a break-through effort against Saint Mary's at the DirecTV Classic,

PERSONNEL UPDATES

establishing a Tech career-best with 19 points (6-8 FG, four 3s).

- Has given great effort on the glass, getting seven rebounds against Rice and six against Tulane, and has committed just 11 turnovers while dishing 18 assists.
- Spent considerable time, and did a fine job, defending star guards Matthew Dellavedova of Saint Mary's (5 pts, 5 turnovers) and Kentavious Caldwell-Pope of Georgia (16 pts on 5-of-17 shooting).
- Has hit 35.5 pct. from 3-point range this season, 73.3 pct. from the foul line.
- Has reached double figures in 13 games at Tech.
- Has 775 career points, including 469 during his freshman year at Arkansas State.

Tech Career Highs

Points: 19, vs Saint Mary's -- 11/25/12
Rebounds: 7, vs Rice -- 11/22/12; Northwestern -- 11/29/11
Assists: 5, UNC Wilmington -- 12/8/12
Steals: 2, 6 times
Blocks: 1, Chattanooga -- 1/2/13; Wake Forest -- 3/3/12
FG made: 6, 5 times
FG attempts: 13, at Fordham -- 12/29/11
3FG made: 4, vs Saint Mary's -- 11/25/12; at Fordham -- 12/29/11; at Florida State -- 2/1/12
3FG attempts: 8, at Florida State -- 2/1/12; at Wake Forest -- 2/15/12
FT made: 7, at NC State -- 1/11/12
FT attempts: 8, at NC State -- 1/11/12
Minutes: 39 (ot), at Virginia Tech -- 2/18/12

Arkansas State Career Highs

Points: 34, Denver -- 1/30/10
Rebounds: 9, Arkansas-Little Rock -- 3/6/10
Assists: 6, MacMurray -- 11/16/09; New Orleans -- 2/6/10; Western Kentucky -- 3/7/10
Steals: 3, New Orleans -- 2/6/10
Blocks: 2, South Alabama -- 1/9/10
FG made: 12, Denver -- 1/30/10
FG attempts: 23, Denver -- 1/30/10
3FG made: 5, Western Kentucky -- 2/20/10
3FG attempts: 10, Arkansas-Little Rock -- 2/4/10; Troy -- 2/27/10
FT made: 9, Western Kentucky -- 2/20/10; Arkansas-Little Rock -- 2/6/10
FT attempts: 12, Arkansas-Little Rock -- 3/6/10
Minutes: 43, Western Kentucky -- 2/20/10

1 • Julian Royal • F • 6-8 • So.

- Reserve 4-man who has started slowly both as a freshman and again as a sophomore, but has begun to contribute.
- Scored 16 points in Tech's last five games (7-for-18 FG, nine rebounds) after scoring just two in the first seven.
- Played season-high 16 minutes against The Citadel, 13 against Alabama State, 10 vs. Fordham.
- Has grown an inch and added 20+ pounds since last year.
- Scored his first points against UNCW (4 points, 2-2 FG, 6 minutes) since the season-opener against Tulane (0-for-9 FG in between).
- Averaged 5.1 ppg, 2.8 rpg, 45.8% FG and 10-22 on 3s in ACC games last year.
- Scored career-high 11 pts (5-7 FG) in career-high 29 minutes vs. Miami.
- Has four double-figure scoring games (one vs. ACC team) in his career.

Career Highs

Points: 11, Miami -- 1/24/12
Rebounds: 7, Alabama A&M -- 12/19/11
Assists: 4, Florida A&M -- 11/11/11
Steals: 2, at Savannah State -- 12/10/11
Blocks: 2, Presbyterian -- 11/14/12
FG made: 5, Miami -- 1/24/12; Alabama A&M -- 12/19/11
FG attempts: 9, at North Carolina -- 1/29/12
3FG made: 2, at Florida State -- 2/1/12
3FG attempts: 3, at Florida State -- 2/1/12; Clemson -- 2/21/12; Maryland -- 2/25/12
FT made: 7, Florida A&M -- 11/11/11
FT attempts: 8, Florida A&M -- 11/11/11
Minutes: 24, Miami -- 1/24/12

0 • Mfon Udofia • G • 6-2 • Sr.

- Played the point guard position full-time for the first time in his career last year and has made big strides between then and now.
- Scored in double digits in six of Tech's last nine games and is Tech's third-leading scorer for the season at 9.7 ppg.
- Has averaged 21 assists in his last five games while committing just eight turnovers ... His 3.5 apg average for the season ranks in the ACC top 10.
- Has 42 assists and just 22 turnovers for the season (6th in the ACC in assist/turnover ratio) while leading the Jackets in minutes.
- Tech is 8-0 when he has more assists than turnovers, 2-2 when he has more turnovers or the same number as assists.
- Shot selection has improved (52.5 pct. FG, 39.5 pct. on 3s) this season as well as his floor game.
- Has Tech's best success rate on threes, and is 12-for-26 in Tech's last six games ... His percentage would rank among the top five in the ACC with enough attempts.
- Scored a season-high 16 points against California in the DirecTV Classic, followed with 11 points and five assists against Saint Mary's, 10 at Illinois and 12 against Georgia in consecutive games.
- Started all but one game the last two seasons, and leads Tech's roster with 78 career starts.
- Led team in minutes (31.8 all games, 33.2 vs. ACC) last year ... Played 35 minutes or more seven times from Feb. 1 on.
- Has 42 double-digit games in his career (15 in ACC play).
- Tech's active career leader in scoring with 835 points ... Surpassed 800 against Alabama State with his first FG.

Career Highs

Points: 26, Siena -- 12/2/09
Rebounds: 8, Arkansas-Pine Bluff -- 12/16/09; at Florida State -- 2/1/12
Assists: 9, Maryland -- 2/25/12
Steals: 4, at Clemson -- 1/12/11; Savannah State -- 12/11/10
Blocks: 1, 5 times
FG made: 9, Siena -- 12/2/09
FG attempts: 16, Siena -- 12/2/09; vs Saint Joseph's -- 11/17/11
3FG made: 5, Siena -- 12/2/09
3FG attempts: 8, Siena -- 12/2/09; Florida State -- 12/20/09
FT made: 11, Alabama A&M -- 12/19/11
FT attempts: 14, Alabama A&M -- 12/19/11
Minutes: 41 (ot), Florida State -- 12/20/09

PERSONNEL UPDATES

Freshman Scoring at Georgia Tech

Double-digit scoring games by Tech freshmen in the ACC Era

Player (Year)	Opening Streak	Season	Avg.
Marcus Georges-Hunt (2012-13)	7 of 1st 8 games	9/12	11.5
Derrick Favors (2009-10)	11 of 1st 13 games	26/36	12.4
Iman Shumpert (2008-09)	5 of 1st 6 games	16/31	10.6
Chris Bosh (2002-03)	14 of 1st 15 games	28/31	15.6
Jarrett Jack (2002-03)	4 of 1st 7 games	14/31	9.5
Tony Akins (1998-99)	9 of 1st 10 games	17/31	11.3
Dion Glover (1997-98)	1st 18 games	32/33	18.4
Stephon Marbury (1995-96)	1st 26 games	34/36	18.9
Matt Harpring (1994-95)	8 of 1st 14 games	18/36	12.1
Michael Maddox (1994-95)	7 of 1st 8 games	16/36	9.1
James Forrest (1991-92)	5 of 1st 7 games	25/35	13.3
Travis Best (1991-92)	10 of 1st 13 games	25/35	12.3
Kenny Anderson (1989-90)	1st 17 games	33/35	20.6
Dennis Scott (1987-88)	12 of 1st 13 games	28/32	15.5
Tom Hammonds (1985-86)	14 of 1st 15 games	26/34	12.2
Duane Ferrell (1984-85)	5 of 1st 8 games	16/35	9.1
Bruce Dalrymple (1983-84)	1st 19 games	28/29	13.6
Mark Price (1982-83)	1st 6 games	27/28	20.3
John Salley (1982-83)	7 of 1st 11 games	16/28	11.5

Games With No 3-Point Field Goals

Date	Opponent (site)	3P-3PA	Result
2/23/05	Duke	0-5	L, 56-60
12/11/04	vs. Air Force (Philips Arena, Atlanta, Ga.)	0-2	W, 64-42
3/6/87	Virginia (ACC Tournament, Landover, Md.)	0-3	L, 54-55
2/1/87	Maryland	0-1	W, 76-72
1/29/87	Duke	0-3	W, 75-66
1/24/87	at North Carolina	0-1	L, 55-92
1/14/87	North Carolina A&T	0-4	W, 83-67
1/12/87	at Old Dominion	0-0	W, 81-64
12/27/86	vs. Rutgers (Madison Square Garden)	0-0	W, 79-61
12/20/86	vs. SMU (Tokyo, Japan)	0-0	W, 63-54
12/19/86	vs. Boston College (Tokyo, Japan)	0-0	W, 65-62 (ot)
12/1/86	Pennsylvania	0-3	W, 84-57

List does not include games during the 1982-83 season, when the three-point shot was in experimental use at a distance of 17 feet, 9 inches

Brian Gregory

Head Coach - 2nd Season at Tech

Brian Gregory, who led the University of Dayton to 97 victories over his last four years and worked under Tom Izzo at Michigan State when the Spartans won the 2000 NCAA championship, was named Georgia Tech's head basketball coach on March 28, 2011.

Gregory is the 13th head coach in Yellow Jacket history.

Gregory coached eight seasons at Dayton where he compiled a record of 172-94 and participated in the NCAA Tournament or NIT five times. His 2003-04 and 2008-09 teams earned NCAA Tournament berths, and the Flyers captured the 2010 NIT crown after beating North Carolina in the championship game.

The 1990 Oakland (Mich.) University graduate won 150 games faster (seven seasons) than any coach in Dayton history. Over the last four seasons combined, his teams went 13-4 against BCS-level teams.

Gregory clearly put an emphasis on academics during his tenure at Dayton. Entering the 2010-11 season, every senior who played for Gregory graduated (23-of-23). All seven seniors who played on the 2010 NIT title team graduated that spring.

Prior to becoming the head coach at Dayton, Gregory spent the second of two highly-successful stints at Michigan State, where he was an assistant coach for two years before being promoted to associate head coach under Izzo for the 2001-02 and 2002-03 seasons. During those four years, the Spartans won one NCAA championship (2000), made three Elite Eight appearances, two Final Fours and claimed two Big Ten Conference championships.

A native of Mount Prospect, Ill., Gregory's first coaching job came during his first association with Michigan State in 1990 as a graduate assistant to head coach Jud Heathcote. He became a full-time assistant in 1992 and remained there when Izzo replaced Heathcote as head coach. Gregory left to work one season under Stan Joplin at Toledo in 1996, then returned to the Big Ten where he worked as an assistant coach under Kevin O'Neill at Northwestern for two seasons.

In all, Gregory arrived at Dayton with 15 years of coaching experience, including 12 seasons in the Big Ten Conference.

Gregory as a Head Coach

Season	School	Overall	Conference	Postseason
2003-04	Dayton	24-9	12-4/1st West	NCAA
2004-05	Dayton	18-11	10-6/T2nd West	
2005-06	Dayton	14-17	6-10/T11th	
2006-07	Dayton	19-12	8-8/T7th	
2007-08	Dayton	23-11	8-8/T7th	NIT
2008-09	Dayton	27-8	11-5/T2nd	NCAA Tournament
2009-10	Dayton	25-12	8-8/T7th	NIT Champions
2010-11	Dayton	22-14	7-9/T8th	NIT
Dayton Totals		172-94	70-58	
2011-12	Georgia Tech	11-20	4-12	--
2012-13	Georgia Tech	10-2	0-0	--
Georgia Tech Totals		21-22	4-12	
Career Totals		193-116	74-70	

Gregory as an Assistant Coach

- Michigan State (1992-96, 1999-2003)
- Associate head coach under Tom Izzo, 2001-03
- Assistant coach under Tom Izzo, 1999-2000
- Assistant coach under Tom Izzo, 1995
- Assistant coach under Jud Heathcote 1992-94
- 2000 NCAA champions; Two Final Fours
- Northwestern (1997-99) - Assistant coach under Kevin O'Neill
- Toledo (1996-97)

Personal

- Master of arts in athletic administration at Michigan State, 1992
- Bachelor of arts in secondary education from Oakland University, 1990
- Three-time all-conference selection
- Named Academic All-American in 1990
- Inducted into Oakland University Hall of Fame in 1997
- Attended the U.S. Naval Academy in 1985-86
- Played on the Navy team that featured David Robinson and advanced to the Elite Eight of the NCAA Tournament
- Family: Gregory and his wife, Yvette, have two daughters, Isabella, Elyse

ROSTER AT-A-GLANCE

NUMERICAL

No.	Name	Pos.	Ht.	Wt.	Cl.	Hometown (High School/College)
0	Mfon Udofia***	G	6-2	195	Sr.	Stone Mountain, Ga. (Miller Grove)
1	Julian Royal*	F	6-8	243	So.	Alpharetta, Ga. (Milton)
2	Pierre Jordan*	G	6-0	165	Gr.	Dunwoody, Ga. (Dunwoody/Florida State)
3	Marcus Georges-Hunt	G/F	6-5	218	Fr.	College Park, Ga. (North Clayton)
4	Robert Carter, Jr.	F	6-8	245	Fr.	Thomasville, Ga. (Shiloh)
5	Daniel Miller**	C	6-11 ½	257	r-Jr.	Loganville, Ga. (Loganville Christian Academy)
11	Chris Bolden	G	6-3	209	Fr.	Suwanee, Ga. (North Gwinnett)
12	Stacey Poole, Jr.#	G/F	6-4 ½	186	So.	Jacksonville, Fla. (Providence HS/Kentucky)
14	Jason Morris**	G/F	6-5 ½	224	Jr.	Augusta, Ga. (The Hotchkiss School, Lakeville, Conn.)
23	Brandon Reed*	G	6-3 ½	182	r-Jr.	Powder Springs, Ga. (Whitefield Academy/Arkansas State)
24	Kammeon Holsey**	F	6-8 ½	231	r-Jr.	Sparta, Ga. (Hancock Central)
30	Corey Heyward	G	6-1	214	Fr.	Duluth, Ga. (Peachtree Ridge/Hargrave Military Academy)
31	Aaron Peek*	G	6-4	188	So.	Atlanta, Ga. (Benjamin E. Mays)
32	Brooks Doyle	G	6-4	185	Fr.	Atlanta, Ga. (Marist School)
45	Solomon Poole	G	6-0	180	Fr.	Jacksonville, Fla. (North Florida Educational Institute)

ALPHABETICAL

No.	Name	Pos.	Ht.	Wt.	Cl.	Hometown (High School/College)
11	Chris Bolden	G	6-3	209	Fr.	Suwanee, Ga. (North Gwinnett)
4	Robert Carter, Jr.	F	6-8	245	Fr.	Thomasville, Ga. (Shiloh)
32	Brooks Doyle	G	6-4	185	Fr.	Atlanta, Ga. (Marist School)
30	Corey Heyward	G	6-1	214	Fr.	Duluth, Ga. (Peachtree Ridge/Hargrave Military Academy)
24	Kammeon Holsey**	F	6-8 ½	231	r-Jr.	Sparta, Ga. (Hancock Central)
3	Marcus Georges-Hunt	G/F	6-5	218	Fr.	College Park, Ga. (North Clayton)
2	Pierre Jordan*	G	6-0	165	Gr.	Dunwoody, Ga. (Dunwoody/Florida State)
5	Daniel Miller**	C	6-11 ½	257	r-Jr.	Loganville, Ga. (Loganville Christian Academy)
14	Jason Morris**	G/F	6-5 ½	224	Jr.	Augusta, Ga. (The Hotchkiss School, Lakeville, Conn.)
31	Aaron Peek*	G	6-4	188	So.	Atlanta, Ga. (Benjamin E. Mays)
45	Solomon Poole	G	6-0	180	Fr.	Jacksonville, Fla. (North Florida Educational Institute)
12	Stacey Poole, Jr.#	G/F	6-4 ½	186	So.	Jacksonville, Fla. (Providence HS/Kentucky)
23	Brandon Reed*	G	6-3 ½	182	r-Jr.	Powder Springs, Ga. (Whitefield Academy/Arkansas State)
1	Julian Royal*	F	6-8	243	So.	Alpharetta, Ga. (Milton)
0	Mfon Udofia***	G	6-2	195	Sr.	Stone Mountain, Ga. (Miller Grove)

*Denotes varsity letters earned; #transfer becomes eligible Dec. 17

Head Coach:	Brian Gregory (Oakland, 1990), 2nd year
Assistant Coaches:	Chad Dollar (Milligan, 1996), 2nd year Josh Postorino (Dayton, 1999), 2nd year Billy Schmidt (Wake Forest, 1992), 2nd year
Director of Player Development:	Bruce Evans (Furman, 1992), 1st year
Director of Basketball Operations:	Chris Jacobs (Coe College, 1999), 9th year
Strength and Conditioning Coach:	Mike Bewley (Eastern Kentucky, 1998), 2nd year
Athletic Trainer:	Richard Stewart (Salisbury, 2005), 6th year

Pronunciations:

Mfon Udofia	MOO-fon YOU-doe-fee-uh
Kammeon Holsey	KAMM-ee-on
McCamish Pavilion	Mc-CAME-ish

BY CLASS

Freshmen:	Chris Bolden, Robert Carter, Jr. Brooks Doyle, Marcus Georges-Hunt, Corey Heyward, Solomon Poole
Sophomores:	Aaron Peek, Stacey Poole, Jr. Julian Royal
Juniors:	Kammeon Holsey (R), Daniel Miller (R), Jason Morris, Brandon Reed (R)
Seniors:	Pierre Jordan (Grad.), Mfon Udofia

BY STATE

Florida:	Solpomon Poole, Stacey Poole, Jr.
Georgia:	Chris Bolden, Robert Carter, Jr. Brooks Doyle, Corey Heyward Kammeon Holsey, Marcus Georges-Hunt Pierre Jordan, Daniel Miller Jason Morris, Aaron Peek, Brandon Reed, Julian Royal Mfon Udofia

BY BIRTHDAY

March 21, 1993	Chris Bolden
March 28, 1994	Marcus Georges-Hunt
April 4, 1994	Robert Carter, Jr.
April 5, 1993	Aaron Peek
May 9, 1989	Pierre Jordan
July 1, 1991	Daniel Miller
Aug. 1, 1990	Mfon Udofia
Aug. 26, 1991	Jason Morris
Aug. 29, 1993	Corey Heyward
Sept. 4, 1990	Kammeon Holsey
Sept. 16, 1992	Julian Royal
Oct. 17, 1990	Brandon Reed
Oct. 24, 1991	Stacey Poole, Jr.

BY MAJOR

Building Construction/Facility Mgmt:	Pierre Jordan
Business Administration:	Chris Bolden, Robert Carter, Jr., Brooks Doyle, Corey Heyward, Marcus Georges-Hunt, Daniel Miller, Jason Morris, Solomon Poole, Julian Royal, Mfon Udofia
Public Policy:	Aaron Peek
Sociology:	Kammeon Holsey, Stacey Poole, Jr., Brandon Reed


BY HEIGHT

6-0	Pierre Jordan, Solomon Poole
6-1	Corey Heyward
6-2	Mfon Udofia
6-3	Chris Bolden, Brandon Reed
6-4	Brooks Doyle, Aaron Peek, Stacey Poole, Jr.
6-5	Marcus Georges-Hunt, Jason Morris
6-8	Robert Carter, Jr., Kammeon Holsey, Julian Royal
6-11	Daniel Miller


RADIO/TV ROSTER




Chris Bolden **11**
G • 6-3 • Fr.



Robert Carter, Jr. **4**
F • 6-8 • Fr.



Brooks Doyle **32**
G • 6-4 • Fr.



Marcus Georges-Hunt **3**
F • 6-5 • Fr.



Brian Gregory
Head Coach




Chad Dollar
Assistant Coach



Corey Heyward **30**
G • 6-1 • Fr.



Kammeon Holsey **24**
F • 6-8 1/2 • r-Jr.



Pierre Jordan **2**
G • 6-0 • Gr.




Daniel Miller **5**
C • 6-11 1/2 • r-Jr.



Josh Postorino
Assistant Coach



Billy Schmidt
Assistant Coach



Jason Morris **14**
G/F • 6-5 1/2 • Jr.



Aaron Peek **31**
G/F • 6-4 • So.



Solomon Poole **45**
G • 6-0 • Fr.



Stacey Poole, Jr. **12**
G • 6-4 • So.



Bruce Evans
Director of Player Development




Chris Jacobs
Director of Operations



Brandon Reed **23**
G • 6-3 1/2 • r-Jr.



Julian Royal **1**
F • 6-8 • So.



Mfon Udofia **0**
G • 6-2 • Sr.



Mike Bewley
Strength and Conditioning Coach



Richard Stewart
Athletic Trainer

TECH NOTEBOOK

STARTING LINEUPS

Game	F	F	C	G	G
N9 TULANE	Carter	Georges-Hunt	Miller	Reed	Udofia
N14 PRESBYTERIAN	Carter	Georges-Hunt	Miller	Reed	Udofia
N22 Rice*	Carter	Georges-Hunt	Miller	Reed	Udofia
N23 California*	Carter	Morris	Miller	Reed	Udofia
N25 Saint Mary's*	Carter	Georges-Hunt	Miller	Reed	Udofia
N28 at Illinois	Carter	Georges-Hunt	Miller	Reed	Udofia
D4 GEORGIA	Carter	Georges-Hunt	Miller	Reed	Udofia
D8 UNC WILMINGTON	Carter	Georges-Hunt	Miller	Reed	Udofia
D17 ALABAMA STATE	Carter	Georges-Hunt	Miller	Reed	Udofia
D22 THE CITADEL	Carter	Georges-Hunt	Miller	Reed	Udofia
D29 FORDHAM	Carter	Georges-Hunt	Miller	Reed	Udofia
J2 CHATTANOOGA	Carter	Georges-Hunt	Miller	Reed	Udofia
J5 MIAMI					
J9 at NC State					
J12 VIRGINIA TECH					
J17 at Duke					
J23 at North Carolina					
J26 WAKE FOREST					
J29 at Clemson					
F3 VIRGINIA					
F5 FLORIDA STATE					
F9 at Virginia Tech					
F14 CLEMSON					
F16 at Wake Forest					
F19 NORTH CAROLINA					
F24 at Virginia					
F27 MARYLAND					
M3 NC STATE					
M6 at Miami					
M9 at Boston College					

SPECIALTY STATS (GT/OPP)

Game	Paint	OffTO	2ndCh	FBreak	Bench
N9 TULANE	52/38	4/10	17/8	13/4	36/5
N14 PRESBYTERIAN	28/14	23/10	11/0	12/10	18/1
N22 Rice*	26/4	14/4	12/3	0/0	15/24
N23 California*	32/24	13/12	10/16	6/2	30/17
N25 Saint Mary's*	14/18	18/13	4/13	2/2	11/21
N28 at Illinois	26/16	14/16	2/7	4/8	30/20
D4 GEORGIA	10/30	6/13	12/11	11/2	17/18
D8 UNC WILMINGTON	34/18	11/16	8/11	24/9	17/33
D17 ALABAMA STATE	40/10	14/10	10/6	27/6	21/23
D22 THE CITADEL	46/16	21/12	25/6	17/2	35/16
D29 FORDHAM	40/16	14/4	6/6	16/5	26/1
J2 CHATTANOOGA	34/20	10/16	21/5	8/6	21/9
J5 MIAMI					
J9 at NC State					
J12 VIRGINIA TECH					
J17 at Duke					
J23 at North Carolina					
J26 WAKE FOREST					
J29 at Clemson					
F3 VIRGINIA					
F5 FLORIDA STATE					
F9 at Virginia Tech					
F14 CLEMSON					
F16 at Wake Forest					
F19 NORTH CAROLINA					
F24 at Virginia					
F27 MARYLAND					
M3 NC STATE					
M6 at Miami					
M9 at Boston College					

Miscellaneous Game-by-Game

Opponent	Tip	Large Lead	Large Deficit	Ties	Lead Changes	Best Run	Opp. Run	1st GT Sub	Time	On the Floor at the End
TULANE	TLN	21	2	3	1	9-0	6-0	Bolden, Holsey	16:17	Carter, Jr., Doyle, Jordan, Peek, Reed
PRESBYTERIAN	GT	15	4	1	2	18-0	7-0	Bolden, Holsey, Jordan, Morris, Royal	15:06	Carter, Jr., Georges-Hunt, Miller, Reed, Udofia
Rice*	GT	23	4	2	2	12-0	10-0	Holsey	17:28	Bolden, Doyle, Jordan, Morris, Royal
California*	GT	5	14	3	8	9-0	8-0	Bolden, Georges-Hunt, Holsey	15:37	Bolden, Carter, Jr., Holsey, Morris, Udofia
Saint Mary's*	GT	11	6	5	4	8-0	9-0	Holsey, Jordan	17:11	Carter, Georges-Hunt, Morris, Reed, Udofia
at Illinois	GT	6	13	5	8	7-0	10-0	Bolden, Holsey	15:23	Bolden, Carter, Georges-Hunt, Reed, Royal
GEORGIA	GT	15	-	0	0	7-0	8-0	Bolden, Holsey, Morris	15:38	Georges-Hunt, Holsey, Miller, Morris, Reed
UNC WILMINGTON	GT	9	5	4	4	9-0	5-0	Holsey, Morris, Royal	15:23	Georges-Hunt, Miller, Morris, Reed, Udofia
ALABAMA STATE	GT	35	1	0	2	10-0	7-0	Holsey	16:28	Doyle, Jordan, Peek, So.Poole, Reed
THE CITADEL	GT	36	-	0	0	17-0	6-0	Holsey	17:33	Doyle, Jordan, Peek, So.Poole, St.Poole
FORDHAM	GT	26	3	1	3	17-0	6-0	Holsey	17:12	Bolden, Doyle, Peek, So.Poole, St.Poole
CHATTANOOGA	GT	18	7	5	6	8-0	7-0	Holsey	17:54	Carter, Jr., Georges-Hunt, Miller, Morris, Udofia
MIAMI										
at NC State										
VIRGINIA TECH										
at Duke										
at North Carolina										
WAKE FOREST										
at Clemson										
VIRGINIA										
FLORIDA STATE										
at Virginia Tech										
CLEMSON										
at Wake Forest										
NORTH CAROLINA										
at Virginia										
MARYLAND										
NC STATE										
at Miami										
at Boston College										



2012-13 Georgia Tech Basketball
Georgia Tech Combined Team Statistics (as of Jan 02, 2013)
All games

RECORD:	OVERALL	HOME	AWAY	NEUTRAL
ALL GAMES	10-2	8-0	0-1	2-1
CONFERENCE	0-0	0-0	0-0	0-0
NON-CONFERENCE	10-2	8-0	0-1	2-1

#	Player	gp-gs	min	avg	Total		3-Point		F-Throw		Rebounds				pf	dq	a	to	blk	stl	pts	avg		
					fg-fga	fg%	3fg-fga	3fg%	ft-fa	ft%	off	def	tot	avg										
03	Georges-Hunt, Marcus	12-11	306	25.5	49-107	.458	14-42	.333	26-38	.684	20	35	55	4.6	22	0	18	10	1	12	138	11.5		
04	Carter, Jr., Robert	12-12	297	24.8	48-103	.466	4-20	.200	20-32	.625	25	57	82	6.8	19	0	13	13	9	10	120	10.0		
00	Udofia, Mfon	12-12	337	28.1	42-80	.525	15-38	.395	17-31	.548	5	21	26	2.2	18	0	42	22	0	12	116	9.7		
24	Holsey, Kammeon	12-0	231	19.3	42-71	.592	0-0	.000	30-44	.682	29	31	60	5.0	28	0	16	18	2	4	114	9.5		
05	Miller, Daniel	12-12	308	25.7	33-68	.485	0-0	.000	17-27	.630	30	40	70	5.8	14	0	25	13	30	7	83	6.9		
23	Reed, Brandon	12-12	228	19.0	25-69	.362	11-31	.355	11-15	.733	2	38	40	3.3	13	0	18	11	1	3	72	6.0		
14	Morris, Jason	10-1	167	16.7	21-55	.382	11-24	.458	4-8	.500	9	23	32	3.2	11	0	7	13	3	6	57	5.7		
11	Bolden, Chris	12-0	224	18.7	22-65	.338	8-37	.216	0-0	.000	1	17	18	1.5	18	0	14	13	1	4	52	4.3		
12	Poole, Jr., Stacey	3-0	37	12.3	3-12	.250	0-2	.000	6-10	.600	2	9	11	3.7	2	0	1	1	0	1	12	4.0		
45	Poole, Solomon	3-0	23	7.7	3-7	.429	0-2	.000	2-2	1.000	0	5	5	1.7	1	0	5	7	0	2	8	2.7		
01	Royal, Julian	12-0	97	8.1	8-31	.258	0-9	.000	2-2	1.000	10	8	18	1.5	22	2	2	10	3	4	18	1.5		
32	Doyle, Brooks	5-0	15	3.0	1-3	.333	1-2	.500	2-4	.500	0	2	2	0.4	2	0	0	0	0	0	5	1.0		
02	Jordan, Pierre	12-0	120	10.0	2-8	.250	0-3	.000	0-0	.000	0	17	17	1.4	17	0	9	9	2	8	4	0.3		
31	Peek, Aaron	4-0	10	2.5	0-1	.000	0-0	.000	0-0	.000	0	2	2	0.5	1	0	0	1	1	1	0	0.0		
Team											16	14	30					4						
Total.....		12	2400		299-680	.440	64-210	.305	137-213	.643	149	319	468	39.0	188	2	170	145	53	74	799	66.6		
Opponents.....		12	2400		225-641	.351	67-232	.289	125-199	.628	120	277	397	33.1	204	4	135	165	36	60	642	53.5		

TEAM STATISTICS	GT	OPP	Date	Opponent	Score	Att.	
SCORING	799	642	11/9/12	TULANE	w 79-61	8600	
Points per game	66.6	53.5	11/14/12	PRESBYTERIAN	w 52-38	5733	
Scoring margin	+13.1	-	+ 11/22/12	vs Rice	w 54-36	1087	
FIELD GOALS-ATT	299-680	225-641	+ 11/23/12	vs California	L 57-68	1627	
Field goal pct	.440	.351	+ 11/25/12	vs Saint Mary's	w 65-56	0	
3 POINT FG-ATT	64-210	67-232	# 11/28/12	at Illinois	L 62-75	12224	
3-point FG pct	.305	.289	12/4/12	GEORGIA	w 62-54	8600	
3-pt FG made per game	5.3	5.6	12/8/12	UNC WILMINGTON	w 73-66	5982	
FREE THROWS-ATT	137-213	125-199	12/17/12	ALABAMA STATE	w 75-41	6203	
Free throw pct	.643	.628	12/22/12	THE CITADEL	w 73-41	7769	
F-Throws made per game	11.4	10.4	12/29/12	FORDHAM	w 73-48	7851	
REBOUNDS	468	397	1/2/13	CHATTANOOGA	w 74-58	5829	
Rebounds per game	39.0	33.1					
Rebounding margin	+5.9	-					
ASSISTS	170	135	* = Atlantic Coast Conference game				
Assists per game	14.2	11.3	+ = DirecTV Classic, Anaheim Convention Center, Anaheim, Calif.				
TURNOVERS	145	165	# = ACC/Big Ten Challenge				
Turnovers per game	12.1	13.8	^ = ACC Tournament, Greensboro, N.C.				
Turnover margin	+1.7	-					
Assist/turnover ratio	1.2	0.8					
STEALS	74	60					
Steals per game	6.2	5.0					
BLOCKS	53	36					
Blocks per game	4.4	3.0					
ATTENDANCE	56567	14938					
Home games-Avg/Game	8-7071	1-12224					
Neutral site-Avg/Game	-	3-905					

Score by Periods	1st	2nd	Totals
Georgia Tech	394	405	799
Opponents	312	330	642



2012-13 Georgia Tech Basketball
Georgia Tech Points-Rebounds-Assists (as of Jan 02, 2013)
All games

Opponent	Date	Score		00	01	02	03	04	05	11
				UDOFIA,MFO	ROYAL,JULI	JORDAN,PIE	GEORGES-HU	CARTER,JR,	MILLER,DAN	BOLDEN,CHR
TULANE	11/9/12	79-61	w	8-2-2	2-1-0	0-0-1	14-7-1	9-7-1	10-10-6	12-1-3
PRESBYTERIAN	11/14/12	52-38	w	7-0-6	0-4-0	2-1-0	10-4-2	10-4-0	7-9-1	4-0-0
vs Rice	11/22/12	54-36	w	9-4-3	0-1-0	0-3-0	11-9-2	7-5-1	5-3-3	2-3-1
vs California	11/23/12	57-68	L	16-3-0	0-0-0	0-0-0	11-5-1	3-5-1	4-4-1	5-3-2
vs Saint Mary's	11/25/12	65-56	w	11-4-5	0-1-0	0-1-0	11-0-1	11-6-0	2-1-1	4-2-0
at Illinois	11/28/12	62-75	L	10-2-3	0-2-0	0-2-0	9-1-1	7-7-2	6-2-2	6-2-2
GEORGIA	12/4/12	62-54	w	12-2-2	0-0-0	0-0-1	18-6-2	5-5-0	6-8-2	6-1-0
UNC WILMINGTON	12/8/12	73-66	w	7-1-5	4-0-0	0-0-2	10-5-2	19-9-1	12-3-1	5-0-1
ALABAMA STATE	12/17/12	75-41	w	12-2-4	2-4-0	0-5-2	9-5-1	13-11-3	6-5-1	2-2-1
THE CITADEL	12/22/12	73-41	w	7-2-3	8-3-1	0-1-1	12-5-0	9-10-1	4-8-1	2-2-0
FORDHAM	12/29/12	73-48	w	3-2-7	2-2-1	2-2-1	7-2-3	14-1-1	14-9-2	2-1-2
CHATTANOOGA	1/2/13	74-58	w	14-2-2	0-0-0	0-2-1	16-6-2	13-12-2	7-8-4	2-1-2

Opponent	Date	Score		12	14	23	24	31	32	45
				POOLE,JR,	MORRIS,JAS	REED,BRAND	HOLSEY,KAM	PEEK,AARON	DOYLE,BROO	POOLE,SOLO
TULANE	11/9/12	79-61	w	DNP	3-4-1	2-6-1	18-7-2	0-0-0	1-0-0	DNP
PRESBYTERIAN	11/14/12	52-38	w	DNP	5-0-0	0-3-0	7-5-1	DNP	DNP	DNP
vs Rice	11/22/12	54-36	w	DNP	4-9-0	7-7-0	9-6-2	DNP	0-0-0	DNP
vs California	11/23/12	57-68	L	DNP	4-2-0	0-1-1	14-4-2	DNP	DNP	DNP
vs Saint Mary's	11/25/12	65-56	w	DNP	2-0-1	19-2-3	5-7-0	DNP	DNP	DNP
at Illinois	11/28/12	62-75	L	DNP	10-4-1	0-2-0	14-4-1	DNP	DNP	DNP
GEORGIA	12/4/12	62-54	w	DNP	5-1-0	4-3-2	6-6-1	DNP	DNP	DNP
UNC WILMINGTON	12/8/12	73-66	w	DNP	6-6-1	8-4-5	2-2-0	DNP	DNP	DNP
ALABAMA STATE	12/17/12	75-41	w	DNP	DNP	14-5-4	11-5-3	0-1-0	4-1-0	2-2-1
THE CITADEL	12/22/12	73-41	w	7-5-0	DNP	6-2-2	14-7-2	0-0-0	0-1-0	4-2-4
FORDHAM	12/29/12	73-48	w	5-5-1	9-3-1	9-3-0	4-5-1	0-1-0	0-0-0	2-1-0
CHATTANOOGA	1/2/13	74-58	w	0-1-0	9-3-2	3-2-0	10-2-1	DNP	DNP	DNP



2012-13 Georgia Tech Basketball
 Georgia Tech Team Game-by-Game Comparison (as of Jan 02, 2013)
All games

Opponent	1st	2nd	Score	Mar	Total FG	FG Pct	3-Pointers	3FG Pct	Free Throws	FT Pct	Rebounds	Assist	T/Over	Block	Steal	Fouls
TULANE	39/30	40/31	79-61	+18	32-57/25-59	.561/.424	3-14/3-12	.214/.250	12-19/8-16	.632/.500	47/23 +24	18/6	10/4	6/1	3/4	17/17
PRESBYTERIAN	24/25	28/13	52-38	+14	19-57/15-40	.333/.375	3-20/5-15	.150/.333	11-16/3-7	.688/.429	34/30 +4	10/10	7/18	3/1	6/3	11/20
Rice	27/19	27/17	54-36	+18	21-54/11-48	.389/.229	3-18/9-30	.167/.300	9-13/5-9	.692/.556	50/26 +24	12/9	14/12	3/1	6/5	14/13
California	33/34	24/34	57-68	(11)	24-61/23-52	.393/.442	2-15/3-14	.133/.214	7-10/19-26	.700/.731	29/41 (12)	8/15	10/15	0/3	3/3	21/12
Saint Mary's	22/26	43/30	65-56	+9	21-55/17-46	.382/.370	7-19/6-20	.368/.300	16-19/16-21	.842/.762	26/38 (12)	11/13	11/21	1/2	4/5	17/16
Illinois	35/36	27/39	62-75	(13)	23-52/27-57	.442/.474	8-21/14-28	.381/.500	8-13/7-18	.615/.389	30/36 (6)	12/15	17/14	6/7	7/7	15/17
GEORGIA	35/22	27/32	62-54	+8	16-48/18-57	.333/.316	9-21/2-17	.429/.118	21-32/16-22	.656/.727	38/43 (5)	10/7	11/11	6/4	8/7	17/22
UNC WILMINGTON	35/36	38/30	73-66	+7	27-51/22-56	.529/.393	5-11/9-20	.455/.450	14-24/13-17	.583/.765	32/34 (2)	18/13	11/13	3/2	8/4	15/19
ALABAMA STATE	40/20	35/21	75-41	+34	29-59/15-60	.492/.250	8-19/4-19	.421/.211	9-16/7-14	.563/.500	51/30 +21	20/11	19/15	9/4	8/6	15/17
THE CITADEL	41/16	32/25	73-41	+32	31-71/15-59	.437/.254	5-18/3-22	.278/.136	6-9/8-12	.667/.667	51/33 +18	15/12	14/17	4/2	11/7	13/12
FORDHAM	35/25	38/23	73-48	+25	29-58/16-57	.500/.281	5-16/4-19	.313/.211	10-19/12-18	.526/.667	38/38 -	20/9	8/14	6/5	6/3	18/16
CHATTANOOGA	28/23	46/35	74-58	+16	27-57/21-50	.474/.420	6-18/5-16	.333/.313	14-23/11-19	.609/.579	42/25 +17	16/15	13/11	6/4	4/6	15/23

Note: Game totals are displayed in the format TEAM/OPPONENT for each category



2012-13 Georgia Tech Basketball
Georgia Tech Individual Game-by-Game (as of Jan 02, 2013)
All games

#00 Udofia, Mfon

Opponent	Date	gs	min	Total		3-Pointers		Free throws		Rebounds				pf	a	t/o	blk	stl	pts	avg	
				fg-fga	pct	3fg-fga	pct	ft-fa	pct	off	def	tot	avg								
TULANE	11/9/12	*	31	4-5	.800	0-1	.000	0-1	.000	1	1	2	2.0	2	2	2	0	0	8	8.0	
PRESBYTERIAN	11/14/12	*	30	1-5	.200	1-4	.250	4-5	.800	0	0	0	1.0	0	6	0	0	1	7	7.5	
vs Rice	11/22/12	*	24	4-7	.571	1-2	.500	0-2	.000	0	4	4	2.0	2	3	1	0	1	9	8.0	
vs California	11/23/12	*	38	7-13	.538	1-4	.250	1-2	.500	0	3	3	2.3	2	0	3	0	2	16	10.0	
vs Saint Mary's	11/25/12	*	32	3-8	.375	0-1	.000	5-5	1.000	1	3	4	2.6	1	5	3	0	2	11	10.2	
at Illinois	11/28/12	*	29	4-4	1.000	2-2	1.000	0-1	.000	0	2	2	2.5	3	3	3	0	0	10	10.2	
GEORGIA	12/4/12	*	31	4-10	.400	3-6	.500	1-4	.250	0	2	2	2.4	4	2	2	0	0	12	10.4	
UNC WILMINGTON	12/8/12	*	28	2-5	.400	2-4	.500	1-2	.500	1	0	1	2.3	0	5	3	0	0	7	10.0	
ALABAMA STATE	12/17/12	*	18	4-5	.800	4-5	.800	0-0	.000	0	2	2	2.2	0	4	0	0	0	12	10.2	
THE CITADEL	12/22/12	*	19	3-6	.500	0-2	.000	1-1	1.000	2	0	2	2.2	0	3	2	0	3	7	9.9	
FORDHAM	12/29/12	*	25	1-3	.333	0-2	.000	1-2	.500	0	2	2	2.2	0	7	3	0	2	3	9.3	
CHATTANOOGA	1/2/13	*	32	5-9	.556	1-5	.200	3-6	.500	0	2	2	2.2	4	2	0	0	1	14	9.7	
Totals			12	337	42-80	.525	15-38	.395	17-31	.548	5	21	26	2.2	18	42	22	0	12	116	9.7

Games played: 12
 Minutes/game: 28.1
 Points/game: 9.7
 FG Pct: 52.5
 3FG Pct: 39.5
 FT Pct: 54.8

Rebounds/game: 2.2
 Assists/game: 3.5
 Turnovers/game: 1.8
 Assist/turnover ratio: 1.9
 Steals/game: 1.0

#01 Royal, Julian

Opponent	Date	gs	min	Total		3-Pointers		Free throws		Rebounds				pf	a	t/o	blk	stl	pts	avg	
				fg-fga	pct	3fg-fga	pct	ft-fa	pct	off	def	tot	avg								
TULANE	11/9/12		10	1-4	.250	0-2	.000	0-0	.000	1	0	1	1.0	1	0	0	0	0	2	2.0	
PRESBYTERIAN	11/14/12		9	0-1	.000	0-0	.000	0-0	.000	3	1	4	2.5	3	0	0	2	0	0	1.0	
vs Rice	11/22/12		14	0-3	.000	0-2	.000	0-0	.000	0	1	1	2.0	1	0	1	0	1	0	0.7	
vs California	11/23/12		4	0-1	.000	0-1	.000	0-0	.000	0	0	0	1.5	1	0	0	0	0	0	0.5	
vs Saint Mary's	11/25/12		3	0-2	.000	0-1	.000	0-0	.000	0	1	1	1.4	0	0	1	0	0	0	0.4	
at Illinois	11/28/12		4	0-2	.000	0-2	.000	0-0	.000	1	1	2	1.5	1	0	1	0	0	0	0.3	
GEORGIA	12/4/12		4	0-1	.000	0-0	.000	0-0	.000	0	0	0	1.3	0	0	0	0	1	0	0.3	
UNC WILMINGTON	12/8/12		6	2-2	1.000	0-0	.000	0-0	.000	0	0	0	1.1	1	0	1	0	0	4	0.8	
ALABAMA STATE	12/17/12		13	0-3	.000	0-1	.000	2-2	1.000	1	3	4	1.4	5	0	1	0	1	2	0.9	
THE CITADEL	12/22/12		16	4-7	.571	0-0	.000	0-0	.000	3	0	3	1.6	4	1	3	0	0	8	1.6	
FORDHAM	12/29/12		10	1-3	.333	0-0	.000	0-0	.000	1	1	2	1.6	5	1	1	1	1	2	1.6	
CHATTANOOGA	1/2/13		4	0-2	.000	0-0	.000	0-0	.000	0	0	0	1.5	0	0	1	0	0	0	1.5	
Totals			0	97	8-31	.258	0-9	.000	2-2	1.000	10	8	18	1.5	22	2	10	3	4	18	1.5

Games played: 12
 Minutes/game: 8.1
 Points/game: 1.5
 FG Pct: 25.8
 3FG Pct: 0.0
 FT Pct: 100.0

Rebounds/game: 1.5
 Assists/game: 0.2
 Turnovers/game: 0.8
 Assist/turnover ratio: 0.2
 Steals/game: 0.3
 Blocks/game: 0.3



2012-13 Georgia Tech Basketball
Georgia Tech Individual Game-by-Game (as of Jan 02, 2013)
All games

#02 Jordan, Pierre

Opponent	Date	gs	min	Total		3-Pointers		Free throws		Rebounds				pf	a	t/o	blk	stl	pts	avg
				fg-fga	pct	3fg-fga	pct	ft-fa	pct	off	def	tot	avg							
TULANE	11/9/12		9	0-0	.000	0-0	.000	0-0	.000	0	0	0	0.0	1	1	1	0	1	0	0.0
PRESBYTERIAN	11/14/12		9	1-2	.500	0-1	.000	0-0	.000	0	1	1	0.5	1	0	1	0	1	2	1.0
vs Rice	11/22/12		15	0-2	.000	0-1	.000	0-0	.000	0	3	3	1.3	1	0	1	0	0	0	0.7
vs California	11/23/12		2	0-0	.000	0-0	.000	0-0	.000	0	0	0	1.0	0	0	0	0	0	0	0.5
vs Saint Mary's	11/25/12		10	0-0	.000	0-0	.000	0-0	.000	0	1	1	1.0	0	0	1	0	0	0	0.4
at Illinois	11/28/12		9	0-0	.000	0-0	.000	0-0	.000	0	2	2	1.2	4	0	0	0	0	0	0.3
GEORGIA	12/4/12		8	0-2	.000	0-0	.000	0-0	.000	0	0	0	1.0	0	1	0	0	0	0	0.3
UNC WILMINGTON	12/8/12		9	0-0	.000	0-0	.000	0-0	.000	0	0	0	0.9	2	2	0	0	2	0	0.3
ALABAMA STATE	12/17/12		17	0-0	.000	0-0	.000	0-0	.000	0	5	5	1.3	3	2	3	2	1	0	0.2
THE CITADEL	12/22/12		14	0-1	.000	0-1	.000	0-0	.000	0	1	1	1.3	1	1	1	0	2	0	0.2
FORDHAM	12/29/12		10	1-1	1.000	0-0	.000	0-0	.000	0	2	2	1.4	2	1	1	0	1	2	0.4
CHATTANOOGA	1/2/13		8	0-0	.000	0-0	.000	0-0	.000	0	2	2	1.4	2	1	0	0	0	0	0.3
Totals		0	120	2-8	.250	0-3	.000	0-0	.000	0	17	17	1.4	17	9	9	2	8	4	0.3

Games played: 12
 Minutes/game: 10.0
 Points/game: 0.3
 FG Pct: 25.0
 3FG Pct: 0.0

Rebounds/game: 1.4
 Assists/game: 0.8
 Turnovers/game: 0.8
 Assist/turnover ratio: 1.0
 Steals/game: 0.7
 Blocks/game: 0.2

#03 Georges-Hunt, Marcus

Opponent	Date	gs	min	Total		3-Pointers		Free throws		Rebounds				pf	a	t/o	blk	stl	pts	avg
				fg-fga	pct	3fg-fga	pct	ft-fa	pct	off	def	tot	avg							
TULANE	11/9/12	*	24	6-8	.750	0-2	.000	2-2	1.000	3	4	7	7.0	2	1	0	0	1	14	14.0
PRESBYTERIAN	11/14/12	*	29	4-11	.364	0-4	.000	2-3	.667	2	2	4	5.5	1	2	1	0	1	10	12.0
vs Rice	11/22/12	*	28	4-9	.444	1-4	.250	2-2	1.000	1	8	9	6.7	1	2	2	0	2	11	11.7
vs California	11/23/12		24	5-12	.417	0-0	.000	1-2	.500	5	0	5	6.3	2	1	0	0	0	11	11.5
vs Saint Mary's	11/25/12	*	22	3-7	.429	2-4	.500	3-4	.750	0	0	0	5.0	3	1	1	0	1	11	11.4
at Illinois	11/28/12	*	32	3-9	.333	2-4	.500	1-2	.500	0	1	1	4.3	2	1	1	1	2	9	11.0
GEORGIA	12/4/12	*	32	5-10	.500	3-6	.500	5-8	.625	1	5	6	4.6	3	2	1	0	1	18	12.0
UNC WILMINGTON	12/8/12	*	23	3-4	.750	1-2	.500	3-3	1.000	0	5	5	4.6	4	2	3	0	1	10	11.8
ALABAMA STATE	12/17/12	*	24	4-12	.333	0-4	.000	1-2	.500	4	1	5	4.7	1	1	1	0	0	9	11.4
THE CITADEL	12/22/12	*	19	4-7	.571	4-5	.800	0-0	.000	1	4	5	4.7	1	0	0	0	2	12	11.5
FORDHAM	12/29/12	*	19	2-7	.286	0-3	.000	3-5	.600	1	1	2	4.5	0	3	0	0	0	7	11.1
CHATTANOOGA	1/2/13	*	30	6-11	.545	1-4	.250	3-5	.600	2	4	6	4.6	2	2	0	0	1	16	11.5
Totals		11	306	49-107	.458	14-42	.333	26-38	.684	20	35	55	4.6	22	18	10	1	12	138	11.5

Games played: 12
 Minutes/game: 25.5
 Points/game: 11.5
 FG Pct: 45.8
 3FG Pct: 33.3
 FT Pct: 68.4

Rebounds/game: 4.6
 Assists/game: 1.5
 Turnovers/game: 0.8
 Assist/turnover ratio: 1.8
 Steals/game: 1.0
 Blocks/game: 0.1



2012-13 Georgia Tech Basketball
Georgia Tech Individual Game-by-Game (as of Jan 02, 2013)
All games

#04 Carter, Jr., Robert

Opponent	Date	gs	min	Total		3-Pointers		Free throws		Rebounds				pf	a	t/o	blk	stl	pts	avg	
				fg-fga	pct	3fg-fga	pct	ft-fa	pct	off	def	tot	avg								
TULANE	11/9/12	*	25	3-7	.429	0-1	.000	3-4	.750	0	7	7	7.0	2	1	1	2	0	9	9.0	
PRESBYTERIAN	11/14/12	*	24	4-11	.364	1-3	.333	1-3	.333	1	3	4	5.5	1	0	0	1	1	10	9.5	
vs Rice	11/22/12	*	21	3-6	.500	0-1	.000	1-2	.500	2	3	5	5.3	1	1	1	0	0	7	8.7	
vs California	11/23/12	*	22	1-8	.125	0-3	.000	1-1	1.000	1	4	5	5.3	4	1	1	0	1	3	7.3	
vs Saint Mary's	11/25/12	*	27	4-9	.444	1-3	.333	2-2	1.000	5	1	6	5.4	4	0	0	1	0	11	8.0	
at Illinois	11/28/12	*	27	2-8	.250	1-2	.500	2-2	1.000	2	5	7	5.7	1	2	2	0	1	7	7.8	
GEORGIA	12/4/12	*	23	1-6	.167	0-3	.000	3-4	.750	2	3	5	5.6	1	0	1	1	2	5	7.4	
UNC WILMINGTON	12/8/12	*	28	8-12	.667	0-1	.000	3-6	.500	3	6	9	6.0	1	1	1	0	2	19	8.9	
ALABAMA STATE	12/17/12	*	23	6-9	.667	1-1	1.000	0-2	.000	5	6	11	6.6	1	3	3	2	0	13	9.3	
THE CITADEL	12/22/12	*	25	4-7	.571	0-1	.000	1-2	.500	1	9	10	6.9	2	1	0	0	3	9	9.7	
FORDHAM	12/29/12	*	22	7-12	.583	0-1	.000	0-0	.000	0	1	1	6.4	0	1	0	1	0	14	9.7	
CHATTANOOGA	1/2/13	*	30	5-8	.625	0-0	.000	3-4	.750	3	9	12	6.8	1	2	3	1	0	13	10.0	
Totals			12	297	48-103	.466	4-20	.200	20-32	.625	25	57	82	6.8	19	13	13	9	10	120	10.0

Games played: 12
 Minutes/game: 24.8
 Points/game: 10.0
 FG Pct: 46.6
 3FG Pct: 20.0
 FT Pct: 62.5

Rebounds/game: 6.8
 Assists/game: 1.1
 Turnovers/game: 1.1
 Assist/turnover ratio: 1.0
 Steals/game: 0.8
 Blocks/game: 0.8

#05 Miller, Daniel

Opponent	Date	gs	min	Total		3-Pointers		Free throws		Rebounds				pf	a	t/o	blk	stl	pts	avg	
				fg-fga	pct	3fg-fga	pct	ft-fa	pct	off	def	tot	avg								
TULANE	11/9/12	*	26	4-8	.500	0-0	.000	2-4	.500	6	4	10	10.0	2	6	2	3	0	10	10.0	
PRESBYTERIAN	11/14/12	*	28	2-3	.667	0-0	.000	3-4	.750	2	7	9	9.5	1	1	1	0	1	7	8.5	
vs Rice	11/22/12	*	25	1-2	.500	0-0	.000	3-4	.750	2	1	3	7.3	0	3	0	2	0	5	7.3	
vs California	11/23/12	*	30	2-4	.500	0-0	.000	0-0	.000	2	2	4	6.5	2	1	5	0	0	4	6.5	
vs Saint Mary's	11/25/12	*	25	1-6	.167	0-0	.000	0-0	.000	0	1	1	5.4	3	1	1	0	1	2	5.6	
at Illinois	11/28/12	*	24	3-7	.429	0-0	.000	0-0	.000	0	2	2	4.8	0	2	0	5	1	6	5.7	
GEORGIA	12/4/12	*	29	1-2	.500	0-0	.000	4-6	.667	3	5	8	5.3	0	2	0	3	1	6	5.7	
UNC WILMINGTON	12/8/12	*	28	5-11	.455	0-0	.000	2-5	.400	1	2	3	5.0	2	1	2	3	0	12	6.5	
ALABAMA STATE	12/17/12	*	20	3-6	.500	0-0	.000	0-0	.000	1	4	5	5.0	1	1	2	5	2	6	6.4	
THE CITADEL	12/22/12	*	17	2-5	.400	0-0	.000	0-0	.000	5	3	8	5.3	0	1	0	4	0	4	6.2	
FORDHAM	12/29/12	*	27	6-8	.750	0-0	.000	2-2	1.000	3	6	9	5.6	2	2	0	2	0	14	6.9	
CHATTANOOGA	1/2/13	*	29	3-6	.500	0-0	.000	1-2	.500	5	3	8	5.8	1	4	0	3	1	7	6.9	
Totals			12	308	33-68	.485	0-0	.000	17-27	.630	30	40	70	5.8	14	25	13	30	7	83	6.9

Games played: 12
 Minutes/game: 25.7
 Points/game: 6.9
 FG Pct: 48.5
 FT Pct: 63.0

Rebounds/game: 5.8
 Assists/game: 2.1
 Turnovers/game: 1.1
 Assist/turnover ratio: 1.9
 Steals/game: 0.6
 Blocks/game: 2.5



2012-13 Georgia Tech Basketball
Georgia Tech Individual Game-by-Game (as of Jan 02, 2013)
All games

#11 Bolden, Chris

Opponent	Date	gs	min	Total		3-Pointers		Free throws		Rebounds				pf	a	t/o	blk	stl	pts	avg
				fg-fga	pct	3fg-fga	pct	ft-fa	pct	off	def	tot	avg							
TULANE	11/9/12		23	5-10	.500	2-6	.333	0-0	.000	0	1	1	1.0	3	3	0	0	0	12	12.0
PRESBYTERIAN	11/14/12		19	2-5	.400	0-3	.000	0-0	.000	0	0	0	0.5	2	0	0	0	0	4	8.0
vs Rice	11/22/12		15	1-4	.250	0-1	.000	0-0	.000	0	3	3	1.3	2	1	3	1	1	2	6.0
vs California	11/23/12		29	2-8	.250	1-6	.167	0-0	.000	0	3	3	1.8	3	2	1	0	0	5	5.8
vs Saint Mary's	11/25/12		17	2-8	.250	0-3	.000	0-0	.000	0	2	2	1.8	1	0	1	0	0	4	5.4
at Illinois	11/28/12		21	2-5	.400	2-5	.400	0-0	.000	0	2	2	1.8	1	2	3	0	1	6	5.5
GEORGIA	12/4/12		13	2-4	.500	2-2	1.000	0-0	.000	0	1	1	1.7	2	0	1	0	1	6	5.6
UNC WILMINGTON	12/8/12		14	2-3	.667	1-2	.500	0-0	.000	0	0	0	1.5	0	1	0	0	0	5	5.5
ALABAMA STATE	12/17/12		22	1-4	.250	0-3	.000	0-0	.000	0	2	2	1.6	0	1	2	0	1	2	5.1
THE CITADEL	12/22/12		20	1-6	.167	0-3	.000	0-0	.000	1	1	2	1.6	1	0	1	0	0	2	4.8
FORDHAM	12/29/12		19	1-5	.200	0-1	.000	0-0	.000	0	1	1	1.5	1	2	0	0	0	2	4.5
CHATTANOOGA	1/2/13		12	1-3	.333	0-2	.000	0-0	.000	0	1	1	1.5	2	2	1	0	0	2	4.3
Totals		0	224	22-65	.338	8-37	.216	0-0	.000	1	17	18	1.5	18	14	13	1	4	52	4.3

Games played: 12
 Minutes/game: 18.7
 Points/game: 4.3
 FG Pct: 33.8
 3FG Pct: 21.6

Rebounds/game: 1.5
 Assists/game: 1.2
 Turnovers/game: 1.1
 Assist/turnover ratio: 1.1
 Steals/game: 0.3
 Blocks/game: 0.1

#12 Poole, Jr., Stacey

Opponent	Date	gs	min	Total		3-Pointers		Free throws		Rebounds				pf	a	t/o	blk	stl	pts	avg
				fg-fga	pct	3fg-fga	pct	ft-fa	pct	off	def	tot	avg							
THE CITADEL	12/22/12		21	2-9	.222	0-1	.000	3-4	.750	1	4	5	5.0	1	0	0	0	0	7	7.0
FORDHAM	12/29/12		11	1-2	.500	0-1	.000	3-6	.500	1	4	5	5.0	1	1	0	0	1	5	6.0
CHATTANOOGA	1/2/13		5	0-1	.000	0-0	.000	0-0	.000	0	1	1	3.7	0	0	1	0	0	0	4.0
Totals		0	37	3-12	.250	0-2	.000	6-10	.600	2	9	11	3.7	2	1	1	0	1	12	4.0

Games played: 3
 Minutes/game: 12.3
 Points/game: 4.0
 FG Pct: 25.0
 3FG Pct: 0.0
 FT Pct: 60.0

Rebounds/game: 3.7
 Assists/game: 0.3
 Turnovers/game: 0.3
 Assist/turnover ratio: 1.0
 Steals/game: 0.3

#14 Morris, Jason

Opponent	Date	gs	min	Total		3-Pointers		Free throws		Rebounds				pf	a	t/o	blk	stl	pts	avg
				fg-fga	pct	3fg-fga	pct	ft-fa	pct	off	def	tot	avg							
TULANE	11/9/12		16	1-3	.333	1-2	.500	0-0	.000	0	4	4	4.0	1	1	2	1	1	3	3.0
PRESBYTERIAN	11/14/12		16	2-8	.250	1-3	.333	0-0	.000	0	0	0	2.0	2	0	3	0	1	5	4.0
vs Rice	11/22/12		19	2-9	.222	0-3	.000	0-0	.000	5	4	9	4.3	3	0	2	0	0	4	4.0
vs California	11/23/12	*	22	1-3	.333	0-1	.000	2-2	1.000	1	1	2	3.8	2	0	0	0	0	4	4.0
vs Saint Mary's	11/25/12		17	1-6	.167	0-1	.000	0-0	.000	0	0	0	3.0	0	1	0	0	0	2	3.6
at Illinois	11/28/12		14	4-7	.571	1-3	.333	1-4	.250	1	3	4	3.2	0	1	2	0	2	10	4.7
GEORGIA	12/4/12		17	2-5	.400	1-3	.333	0-0	.000	0	1	1	2.9	1	0	2	1	1	5	4.7
UNC WILMINGTON	12/8/12		19	2-3	.667	1-1	1.000	1-2	.500	0	6	6	3.3	0	1	1	0	0	6	4.9
FORDHAM	12/29/12		10	3-4	.750	3-3	1.000	0-0	.000	0	3	3	3.2	2	1	0	0	0	9	5.3
CHATTANOOGA	1/2/13		17	3-7	.429	3-4	.750	0-0	.000	2	1	3	3.2	0	2	1	1	1	9	5.7
Totals		1	167	21-55	.382	11-24	.458	4-8	.500	9	23	32	3.2	11	7	13	3	6	57	5.7

Games played: 10
 Minutes/game: 16.7
 Points/game: 5.7
 FG Pct: 38.2
 3FG Pct: 45.8
 FT Pct: 50.0

Rebounds/game: 3.2
 Assists/game: 0.7
 Turnovers/game: 1.3
 Assist/turnover ratio: 0.5
 Steals/game: 0.6
 Blocks/game: 0.3



2012-13 Georgia Tech Basketball
Georgia Tech Individual Game-by-Game (as of Jan 02, 2013)
All games

#23 Reed, Brandon

Opponent	Date	gs	min	Total		3-Pointers		Free throws		Rebounds				pf	a	t/o	blk	stl	pts	avg	
				fg-fga	pct	3fg-fga	pct	ft-fa	pct	off	def	tot	avg								
TULANE	11/9/12	*	18	1-3	.333	0-0	.000	0-1	.000	1	5	6	6.0	1	1	2	0	0	2	2.0	
PRESBYTERIAN	11/14/12	*	17	0-5	.000	0-2	.000	0-0	.000	0	3	3	4.5	0	0	0	0	0	0	1.0	
vs Rice	11/22/12	*	18	3-6	.500	1-3	.333	0-0	.000	1	6	7	5.3	1	0	1	0	1	7	3.0	
vs California	11/23/12	*	9	0-2	.000	0-0	.000	0-0	.000	0	1	1	4.3	1	1	0	0	0	0	2.3	
vs Saint Mary's	11/25/12	*	25	6-8	.750	4-6	.667	3-4	.750	0	2	2	3.8	3	3	1	0	0	19	5.6	
at Illinois	11/28/12	*	15	0-4	.000	0-3	.000	0-0	.000	0	2	2	3.5	1	0	2	0	0	0	4.7	
GEORGIA	12/4/12	*	19	0-5	.000	0-1	.000	4-4	1.000	0	3	3	3.4	3	2	1	0	0	4	4.6	
UNC WILMINGTON	12/8/12	*	27	3-7	.429	0-1	.000	2-2	1.000	0	4	4	3.5	2	5	0	0	1	8	5.0	
ALABAMA STATE	12/17/12	*	30	6-10	.600	2-4	.500	0-0	.000	0	5	5	3.7	0	4	1	0	1	14	6.0	
THE CITADEL	12/22/12	*	14	2-8	.250	1-4	.250	1-1	1.000	0	2	2	3.5	0	2	1	0	0	6	6.0	
FORDHAM	12/29/12	*	21	3-6	.500	2-4	.500	1-2	.500	0	3	3	3.5	1	0	0	0	0	9	6.3	
CHATTANOOGA	1/2/13	*	15	1-5	.200	1-3	.333	0-1	.000	0	2	2	3.3	0	0	2	1	0	3	6.0	
Totals			12	228	25-69	.362	11-31	.355	11-15	.733	2	38	40	3.3	13	18	11	1	3	72	6.0

Games played: 12
 Minutes/game: 19.0
 Points/game: 6.0
 FG Pct: 36.2
 3FG Pct: 35.5
 FT Pct: 73.3

Rebounds/game: 3.3
 Assists/game: 1.5
 Turnovers/game: 0.9
 Assist/turnover ratio: 1.6
 Steals/game: 0.3
 Blocks/game: 0.1

#24 Holsey, Kammeon

Opponent	Date	gs	min	Total		3-Pointers		Free throws		Rebounds				pf	a	t/o	blk	stl	pts	avg	
				fg-fga	pct	3fg-fga	pct	ft-fa	pct	off	def	tot	avg								
TULANE	11/9/12		18	7-9	.778	0-0	.000	4-5	.800	3	4	7	7.0	2	2	0	0	0	18	18.0	
PRESBYTERIAN	11/14/12		19	3-6	.500	0-0	.000	1-1	1.000	3	2	5	6.0	0	1	1	0	0	7	12.5	
vs Rice	11/22/12		18	3-5	.600	0-0	.000	3-3	1.000	4	2	6	6.0	1	2	2	0	0	9	11.3	
vs California	11/23/12		20	6-10	.600	0-0	.000	2-3	.667	2	2	4	5.5	4	2	0	0	0	14	12.0	
vs Saint Mary's	11/25/12		22	1-1	1.000	0-0	.000	3-4	.750	1	6	7	5.8	2	0	2	0	0	5	10.6	
at Illinois	11/28/12		25	5-6	.833	0-0	.000	4-4	1.000	2	2	4	5.5	2	1	3	0	0	14	11.2	
GEORGIA	12/4/12		24	1-3	.333	0-0	.000	4-6	.667	4	2	6	5.6	3	1	1	1	1	6	10.4	
UNC WILMINGTON	12/8/12		18	0-4	.000	0-0	.000	2-4	.500	2	0	2	5.1	3	0	0	0	2	2	9.4	
ALABAMA STATE	12/17/12		18	4-8	.500	0-0	.000	3-6	.500	1	4	5	5.1	3	3	2	0	1	11	9.6	
THE CITADEL	12/22/12		16	7-10	.700	0-0	.000	0-1	.000	4	3	7	5.3	2	2	1	0	0	14	10.0	
FORDHAM	12/29/12		15	2-4	.500	0-0	.000	0-2	.000	2	3	5	5.3	3	1	2	1	0	4	9.5	
CHATTANOOGA	1/2/13		18	3-5	.600	0-0	.000	4-5	.800	1	1	2	5.0	3	1	4	0	0	10	9.5	
Totals			0	231	42-71	.592	0-0	.000	30-44	.682	29	31	60	5.0	28	16	18	2	4	114	9.5

Games played: 12
 Minutes/game: 19.3
 Points/game: 9.5
 FG Pct: 59.2
 FT Pct: 68.2

Rebounds/game: 5.0
 Assists/game: 1.3
 Turnovers/game: 1.5
 Assist/turnover ratio: 0.9
 Steals/game: 0.3
 Blocks/game: 0.2



2012-13 Georgia Tech Basketball
Georgia Tech Individual Game-by-Game (as of Jan 02, 2013)
All games

#31 Peek, Aaron

Opponent	Date	gs	min	Total		3-Pointers		Free throws		Rebounds				pf	a	t/o	blk	stl	pts	avg	
				fg-fga	pct	3fg-fga	pct	ft-fta	pct	off	def	tot	avg								
TULANE	11/9/12		0	0-0	.000	0-0	.000	0-0	.000	0	0	0	0.0	0	0	0	0	0	0	0.0	
ALABAMA STATE	12/17/12		4	0-0	.000	0-0	.000	0-0	.000	0	1	1	0.5	0	0	1	0	0	0	0.0	
THE CITADEL	12/22/12		3	0-0	.000	0-0	.000	0-0	.000	0	0	0	0.3	0	0	0	0	0	0	0.0	
FORDHAM	12/29/12		3	0-1	.000	0-0	.000	0-0	.000	0	1	1	0.5	1	0	0	1	1	0	0.0	
Totals			0	10	0-1	.000	0-0	.000	0-0	.000	0	2	2	0.5	1	0	1	1	1	0	0.0

Games played: 4
 Minutes/game: 2.5
 FG Pct: 0.0

Rebounds/game: 0.5
 Turnovers/game: 0.3
 Steals/game: 0.3
 Blocks/game: 0.3

#32 Doyle, Brooks

Opponent	Date	gs	min	Total		3-Pointers		Free throws		Rebounds				pf	a	t/o	blk	stl	pts	avg	
				fg-fga	pct	3fg-fga	pct	ft-fta	pct	off	def	tot	avg								
TULANE	11/9/12		0	0-0	.000	0-0	.000	1-2	.500	0	0	0	0.0	0	0	0	0	0	1	1.0	
vs Rice	11/22/12		3	0-1	.000	0-1	.000	0-0	.000	0	0	0	0.0	1	0	0	0	0	0	0.5	
ALABAMA STATE	12/17/12		5	1-1	1.000	1-1	1.000	1-2	.500	0	1	1	0.3	1	0	0	0	0	4	1.7	
THE CITADEL	12/22/12		4	0-1	.000	0-0	.000	0-0	.000	0	1	1	0.5	0	0	0	0	0	0	1.3	
FORDHAM	12/29/12		3	0-0	.000	0-0	.000	0-0	.000	0	0	0	0.4	0	0	0	0	0	0	1.0	
Totals			0	15	1-3	.333	1-2	.500	2-4	.500	0	2	2	0.4	2	0	0	0	0	5	1.0

Games played: 5
 Minutes/game: 3.0
 Points/game: 1.0
 FG Pct: 33.3
 3FG Pct: 50.0
 FT Pct: 50.0

Rebounds/game: 0.4

#45 Poole, Solomon

Opponent	Date	gs	min	Total		3-Pointers		Free throws		Rebounds				pf	a	t/o	blk	stl	pts	avg	
				fg-fga	pct	3fg-fga	pct	ft-fta	pct	off	def	tot	avg								
ALABAMA STATE	12/17/12		6	0-1	.000	0-0	.000	2-2	1.000	0	2	2	2.0	0	1	3	0	1	2	2.0	
THE CITADEL	12/22/12		12	2-4	.500	0-1	.000	0-0	.000	0	2	2	2.0	1	4	3	0	1	4	3.0	
FORDHAM	12/29/12		5	1-2	.500	0-1	.000	0-0	.000	0	1	1	1.7	0	0	1	0	0	2	2.7	
Totals			0	23	3-7	.429	0-2	.000	2-2	1.000	0	5	5	1.7	1	5	7	0	2	8	2.7

Games played: 3
 Minutes/game: 7.7
 Points/game: 2.7
 FG Pct: 42.9
 3FG Pct: 0.0
 FT Pct: 100.0

Rebounds/game: 1.7
 Assists/game: 1.7
 Turnovers/game: 2.3
 Assist/turnover ratio: 0.7
 Steals/game: 0.7



2012-13 Georgia Tech Career Summaries Individual Career History

Holsey, Kammeon

Season	gp-gs	min/avg	Total		3-Point		F-Throws		Rebounds				Scoring							
			fg-fga	pct	fg-fga	pct	ft-fta	pct	off	def	tot	avg	pf	fo	ast	to	blk	stl	pts	avg
2010-11	30-12	432/14.4	44-90	.489	0-0	.000	15-31	.484	42	38	80	2.7	57	0	9	33	6	13	103	3.4
2011-12	31-31	754/24.3	121-205	.590	0-0	.000	48-91	.527	71	81	152	4.9	89	2	27	69	12	19	290	9.4
2012-13	12-0	231/19.3	42-71	.592	0-0	.000	30-44	.682	29	31	60	5.0	28	0	16	18	2	4	114	9.5
TOTAL	73-43	1417/19.4	207-366	.566	0-0	.000	93-166	.560	142	150	292	4.0	174	2	52	120	20	36	507	6.9

Jordan, Pierre

Season	gp-gs	min/avg	Total		3-Point		F-Throws		Rebounds				Scoring							
			fg-fga	pct	fg-fga	pct	ft-fta	pct	off	def	tot	avg	pf	fo	ast	to	blk	stl	pts	avg
2011-12	28-1	323/11.5	17-48	.354	5-18	.278	3-4	.750	1	25	26	0.9	35	0	24	20	2	10	42	1.5
2012-13	12-0	120/10.0	2-8	.250	0-3	.000	0-0	.000	0	17	17	1.4	17	0	9	9	2	8	4	0.3
TOTAL	40-1	443/11.1	19-56	.339	5-21	.238	3-4	.750	1	42	43	1.1	52	0	33	29	4	18	46	1.2

Miller, Daniel

Season	gp-gs	min/avg	Total		3-Point		F-Throws		Rebounds				Scoring							
			fg-fga	pct	fg-fga	pct	ft-fta	pct	off	def	tot	avg	pf	fo	ast	to	blk	stl	pts	avg
2010-11	31-31	797/25.7	60-121	.496	0-0	.000	17-46	.370	48	106	154	5.0	75	0	19	39	67	31	137	4.4
2011-12	31-31	930/30.0	110-221	.498	0-0	.000	32-42	.762	58	145	203	6.5	52	1	46	51	75	29	252	8.1
2012-13	12-12	308/25.7	33-68	.485	0-0	.000	17-27	.630	30	40	70	5.8	14	0	25	13	30	7	83	6.9
TOTAL	74-74	2035/27.5	203-410	.495	0-0	.000	66-115	.574	136	291	427	5.8	141	1	90	103	172	67	472	6.4

Morris, Jason

Season	gp-gs	min/avg	Total		3-Point		F-Throws		Rebounds				Scoring							
			fg-fga	pct	fg-fga	pct	ft-fta	pct	off	def	tot	avg	pf	fo	ast	to	blk	stl	pts	avg
2010-11	31-5	567/18.3	67-162	.414	22-55	.400	31-41	.756	24	44	68	2.2	67	0	12	42	8	20	187	6.0
2011-12	31-20	764/24.6	85-246	.346	28-96	.292	43-61	.705	22	80	102	3.3	55	1	35	58	15	15	241	7.8
2012-13	10-1	167/16.7	21-55	.382	11-24	.458	4-8	.500	9	23	32	3.2	11	0	7	13	3	6	57	5.7
TOTAL	72-26	1498/20.8	173-463	.374	61-175	.349	78-110	.709	55	147	202	2.8	133	1	54	113	26	41	485	6.7

Reed, Brandon

Season	gp-gs	min/avg	Total		3-Point		F-Throws		Rebounds				Scoring							
			fg-fga	pct	fg-fga	pct	ft-fta	pct	off	def	tot	avg	pf	fo	ast	to	blk	stl	pts	avg
2011-12	31-28	796/25.7	78-229	.341	34-122	.279	44-60	.733	12	88	100	3.2	31	0	38	59	1	25	234	7.5
2012-13	12-12	228/19.0	25-69	.362	11-31	.355	11-15	.733	2	38	40	3.3	13	0	18	11	1	3	72	6.0
TOTAL	43-40	1024/23.8	103-298	.346	45-153	.294	55-75	.733	14	126	140	3.3	44	0	56	70	2	28	306	7.1

Royal, Julian

Season	gp-gs	min/avg	Total		3-Point		F-Throws		Rebounds				Scoring							
			fg-fga	pct	fg-fga	pct	ft-fta	pct	off	def	tot	avg	pf	fo	ast	to	blk	stl	pts	avg
2011-12	30-0	479/16.0	50-115	.435	11-29	.379	21-29	.724	35	38	73	2.4	45	0	18	28	8	8	132	4.4
2012-13	12-0	97/8.1	8-31	.258	0-9	.000	2-2	1.000	10	8	18	1.5	22	2	2	10	3	4	18	1.5
TOTAL	42-0	576/13.7	58-146	.397	11-38	.289	23-31	.742	45	46	91	2.2	67	2	20	38	11	12	150	3.6

Udofia, Mfon

Season	gp-gs	min/avg	Total		3-Point		F-Throws		Rebounds				Scoring							
			fg-fga	pct	fg-fga	pct	ft-fta	pct	off	def	tot	avg	pf	fo	ast	to	blk	stl	pts	avg
2009-10	35-25	690/19.7	71-193	.368	25-84	.298	38-61	.623	19	67	86	2.5	62	1	66	59	2	28	205	5.9
2010-11	31-11	660/21.3	72-193	.373	19-64	.297	45-79	.570	33	33	66	2.1	77	2	38	43	0	32	208	6.7
2011-12	31-30	985/31.8	102-266	.383	35-109	.321	67-101	.663	27	79	106	3.4	76	0	88	85	3	16	306	9.9
2012-13	12-12	337/28.1	42-80	.525	15-38	.395	17-31	.548	5	21	26	2.2	18	0	42	22	0	12	116	9.7
TOTAL	109-78	2672/24.5	287-732	.392	94-295	.319	167-272	.614	84	200	284	2.6	233	3	234	209	5	88	835	7.7



Individual Career History vs Miami

Holsey, Kammeon

Season	gp-gs	min/avg	Total		3-Point		F-Throws		Rebounds				Scoring								
			fg-fga	pct	fg-fga	pct	ft-fta	pct	off	def	tot	avg	pf	fo	ast	to	blk	stl	pts	avg	
2010-11	2-1	15/7.5	0-1	.000	0-0	.000	0-0	.000	2	1	3	1.5	5	0	1	0	0	0	0	0	0
2011-12	2-2	50/25.0	4-11	.364	0-0	.000	0-3	.000	4	7	11	5.5	6	0	2	4	0	0	8	4.0	
TOTAL	4-3	65/16.3	4-12	.333	0-0	.000	0-3	.000	6	8	14	3.5	11	0	3	4	0	0	8	2.0	

Jordan, Pierre

Season	gp-gs	min/avg	Total		3-Point		F-Throws		Rebounds				Scoring								
			fg-fga	pct	fg-fga	pct	ft-fta	pct	off	def	tot	avg	pf	fo	ast	to	blk	stl	pts	avg	
2011-12	2-0	15/7.5	0-2	.000	0-1	.000	0-0	.000	0	0	0	0.0	1	0	0	0	0	0	0	0	0
TOTAL	2-0	15/7.5	0-2	.000	0-1	.000	0-0	.000	0	0	0	0.0	1	0	0	0	0	0	0	0	

Miller, Daniel

Season	gp-gs	min/avg	Total		3-Point		F-Throws		Rebounds				Scoring							
			fg-fga	pct	fg-fga	pct	ft-fta	pct	off	def	tot	avg	pf	fo	ast	to	blk	stl	pts	avg
2010-11	2-2	53/26.5	3-5	.600	0-0	.000	0-3	.000	4	6	10	5.0	5	0	3	1	4	2	6	3.0
2011-12	2-2	55/27.5	3-8	.375	0-0	.000	1-2	.500	3	11	14	7.0	2	0	3	3	6	1	7	3.5
TOTAL	4-4	108/27.0	6-13	.462	0-0	.000	1-5	.200	7	17	24	6.0	7	0	6	4	10	3	13	3.3

Morris, Jason

Season	gp-gs	min/avg	Total		3-Point		F-Throws		Rebounds				Scoring							
			fg-fga	pct	fg-fga	pct	ft-fta	pct	off	def	tot	avg	pf	fo	ast	to	blk	stl	pts	avg
2010-11	2-1	38/19.0	4-9	.444	3-6	.500	0-0	.000	0	1	1	0.5	4	0	0	6	0	2	11	5.5
2011-12	2-2	63/31.5	2-19	.105	0-6	.000	1-2	.500	0	7	7	3.5	1	0	1	3	0	1	5	2.5
TOTAL	4-3	101/25.3	6-28	.214	3-12	.250	1-2	.500	0	8	8	2.0	5	0	1	9	0	3	16	4.0

Reed, Brandon

Season	gp-gs	min/avg	Total		3-Point		F-Throws		Rebounds				Scoring							
			fg-fga	pct	fg-fga	pct	ft-fta	pct	off	def	tot	avg	pf	fo	ast	to	blk	stl	pts	avg
2011-12	2-1	45/22.5	5-11	.455	1-6	.167	2-2	1.000	2	0	2	1.0	0	0	1	2	0	2	13	6.5
TOTAL	2-1	45/22.5	5-11	.455	1-6	.167	2-2	1.000	2	0	2	1.0	0	0	1	2	0	2	13	6.5

Royal, Julian

Season	gp-gs	min/avg	Total		3-Point		F-Throws		Rebounds				Scoring							
			fg-fga	pct	fg-fga	pct	ft-fta	pct	off	def	tot	avg	pf	fo	ast	to	blk	stl	pts	avg
2011-12	2-0	46/23.0	5-10	.500	1-3	.333	0-0	.000	3	5	8	4.0	5	0	1	5	0	1	11	5.5
TOTAL	2-0	46/23.0	5-10	.500	1-3	.333	0-0	.000	3	5	8	4.0	5	0	1	5	0	1	11	5.5

Udofia, Mfon

Season	gp-gs	min/avg	Total		3-Point		F-Throws		Rebounds				Scoring								
			fg-fga	pct	fg-fga	pct	ft-fta	pct	off	def	tot	avg	pf	fo	ast	to	blk	stl	pts	avg	
2009-10	1-1	21/21.0	0-3	.000	0-1	.000	0-2	.000	1	2	3	3.0	2	0	3	1	1	0	0	0	0
2010-11	2-0	47/23.5	1-9	.111	0-4	.000	5-8	.625	1	4	5	2.5	3	0	3	0	0	4	7	3.5	
2011-12	2-2	67/33.5	11-23	.478	3-9	.333	2-2	1.000	1	3	4	2.0	5	0	1	6	0	0	27	13.5	
TOTAL	5-3	135/27.0	12-35	.343	3-14	.214	7-12	.583	3	9	12	2.4	10	0	7	7	1	4	34	6.8	

Official Basketball Box Score -- Game Totals -- Final Statistics
Tulane vs Georgia Tech
11/9/12 7 p.m. at McCamish Pavilion, Atlanta, Ga.

Tulane 61 • 0-1

##	Player	Total		3-Ptr		Rebounds			PF	TP	A	TO	Blk	Stl	Min
		FG-FGA	FG-FGA	FT-FTA	Off	Def	Tot								
00	DAVIS, Josh	f	12-15	1-1	2-5	1	3	4	3	27	3	1	0	0	33
22	TIMMONS, Kendall	f	1-6	0-0	1-4	1	4	5	2	3	0	1	1	3	30
41	BRUHA, Tomas	c	2-7	0-0	0-0	2	2	4	0	4	0	0	0	0	18
02	TARRANT, Ricky	g	6-13	1-4	5-7	0	2	2	3	18	0	0	0	0	38
05	CALLAHAN, Jordan	g	2-12	0-4	0-0	1	0	1	2	4	3	0	0	1	34
03	DABNEY, Louis	g	0-0	0-0	0-0	0	0	0	0	0	0	0	0	0	4
04	CHERRY, Ben	g	1-3	1-3	0-0	0	0	0	2	3	0	0	0	0	15
11	MACK, Kajon	g	0-0	0-0	0-0	0	0	0	0	0	0	0	0	0	0+
13	BIRCHFIELD, Josh	g	0-0	0-0	0-0	0	1	1	2	0	0	1	0	0	2
21	NORELIA, Marc Eddy	g	0-0	0-0	0-0	0	0	0	0	0	0	0	0	0	0+
24	HOOK, Jay	g	0-0	0-0	0-0	0	0	0	1	0	0	0	0	0	0+
25	NWOGBO, Lotanna	g	0-0	0-0	0-0	0	0	0	0	0	0	0	0	0	0+
34	DRYE, Tre	g	1-3	0-0	0-0	1	3	4	2	2	0	1	0	0	26
	Team					1	1	2							
	Totals		25-59	3-12	8-16	7	16	23	17	61	6	4	1	4	200

FG % 1st Half: 12-30 40.0% 2nd half: 13-29 44.8% Game: 25-59 42.4%
 3FG % 1st Half: 2-7 28.6% 2nd half: 1-5 20.0% Game: 3-12 25.0%
 FT % 1st Half: 4-6 66.7% 2nd half: 4-10 40.0% Game: 8-16 50.0%

Georgia Tech 79 • 1-0

##	Player	Total		3-Ptr		Rebounds			PF	TP	A	TO	Blk	Stl	Min
		FG-FGA	FG-FGA	FT-FTA	Off	Def	Tot								
03	Georges-Hunt, Marcus	f	6-8	0-2	2-2	3	4	7	2	14	1	0	0	1	24
04	Carter, Jr., Robert	f	3-7	0-1	3-4	0	7	7	2	9	1	1	2	0	25
05	Miller, Daniel	c	4-8	0-0	2-4	6	4	10	2	10	6	2	3	0	26
00	Udofia, Mfon	g	4-5	0-1	0-1	1	1	2	2	8	2	2	0	0	31
23	Reed, Brandon	g	1-3	0-0	0-1	1	5	6	1	2	1	2	0	0	18
01	Royal, Julian	g	1-4	0-2	0-0	1	0	1	1	2	0	0	0	0	10
02	Jordan, Pierre	g	0-0	0-0	0-0	0	0	0	1	0	1	1	0	1	9
11	Bolden, Chris	g	5-10	2-6	0-0	0	1	1	3	12	3	0	0	0	23
14	Morris, Jason	g	1-3	1-2	0-0	0	4	4	1	3	1	2	1	1	16
24	Holsey, Kammeon	g	7-9	0-0	4-5	3	4	7	2	18	2	0	0	0	18
31	Peek, Aaron	g	0-0	0-0	0-0	0	0	0	0	0	0	0	0	0	0+
32	Doyle, Brooks	g	0-0	0-0	1-2	0	0	0	0	1	0	0	0	0	0+
	Team					1	1	2							
	Totals		32-57	3-14	12-19	16	31	47	17	79	18	10	6	3	200

FG % 1st Half: 15-30 50.0% 2nd half: 17-27 63.0% Game: 32-57 56.1%
 3FG % 1st Half: 2-7 28.6% 2nd half: 1-7 14.3% Game: 3-14 21.4%
 FT % 1st Half: 7-10 70.0% 2nd half: 5-9 55.6% Game: 12-19 63.2%

Officials: Karl Hess, Gary Maxwell, Raymond Styons
 Technical fouls: Tulane-None. Georgia Tech-None.
 Attendance: 8600
 Tonight's game is a sellout

Score by periods	1st	2nd	Total
Tulane	30	31	61
Georgia Tech	39	40	79

Last FG - TLN 2nd-00:14, GT 2nd-01:15.
 Largest lead - TLN by 2 1st-18:44, GT by 21 2nd-04:24.

Points	In	Off	2nd	Fast	Bench
TLN	Paint	T/O	Chance	Break	
38	10	8	4	5	
GT	52	4	17	13	36

Score tied - 3 times.
 Lead changed - 1 time.

Official Basketball Box Score -- Game Totals -- Final Statistics
Presbyterian vs Georgia Tech
11/14/12 7 p.m. at McCamish Pavilion, Atlanta, Ga.

Presbyterian 38 • 0-2

##	Player	Total		3-Ptr		Rebounds			PF	TP	A	TO	Blk	Stl	Min
		FG-FGA	FG-FGA	FT-FTA	Off	Def	Tot								
01	Clyburn, Joshua	f	2-5	0-0	0-1	0	8	8	4	4	0	5	1	0	24
21	Downing, Jordan	f	4-14	1-6	0-0	0	4	4	3	9	0	5	0	0	38
13	Truss, William	c	4-5	0-0	0-0	0	5	5	8	0	0	0	0	0	34
04	Anderson, Austin	g	1-2	1-2	0-0	0	1	1	3	3	3	2	0	0	37
24	Mutakabbir, Khalid	g	4-11	3-6	2-4	0	2	2	1	13	7	5	0	2	40
20	Mctavish, Ryan	g	0-3	0-1	1-2	0	1	1	4	1	1	0	1	0	25
44	Campbell, Jake	g	0-0	0-0	0-0	1	0	1	0	0	0	0	0	0	2
	Team					3	5	8							
	Totals		15-40	5-15	3-7	4	26	30	20	38	10	18	1	3	200

FG % 1st Half: 10-22 45.5% 2nd half: 5-18 27.8% Game: 15-40 37.5%
 3FG % 1st Half: 4-8 50.0% 2nd half: 1-7 14.3% Game: 5-15 33.3%
 FT % 1st Half: 1-2 50.0% 2nd half: 2-5 40.0% Game: 3-7 42.9%

Georgia Tech 52 • 2-0

##	Player	Total		3-Ptr		Rebounds			PF	TP	A	TO	Blk	Stl	Min
		FG-FGA	FG-FGA	FT-FTA	Off	Def	Tot								
03	Georges-Hunt, Marcus	f	4-11	0-4	2-3	2	2	4	1	10	2	1	0	1	29
04	Carter, Jr., Robert	f	4-11	1-3	1-3	1	3	4	1	10	0	0	1	1	24
05	Miller, Daniel	c	2-3	0-0	3-4	2	7	9	1	7	1	0	1	0	28
00	Udofia, Mfon	g	1-5	1-4	4-5	0	0	0	0	7	6	0	0	1	30
23	Reed, Brandon	g	0-5	0-2	0-0	0	3	3	0	0	0	0	0	0	17
01	Royal, Julian	g	0-1	0-0	0-0	3	1	4	3	0	0	0	2	0	9
02	Jordan, Pierre	g	1-2	0-1	0-0	0	1	1	1	2	0	1	0	1	9
11	Bolden, Chris	g	2-5	0-3	0-0	0	0	0	0	2	4	0	0	0	19
14	Morris, Jason	g	2-8	1-3	0-0	0	0	0	0	2	5	0	3	0	16
24	Holsey, Kammeon	g	3-6	0-0	1-1	3	2	5	0	7	1	1	0	0	19
	Team					2	2	4							
	Totals		19-57	3-20	11-16	13	21	34	11	52	10	7	3	6	200

FG % 1st Half: 7-28 25.0% 2nd half: 12-29 41.4% Game: 19-57 33.3%
 3FG % 1st Half: 2-13 15.4% 2nd half: 1-7 14.3% Game: 3-20 15.0%
 FT % 1st Half: 8-10 80.0% 2nd half: 3-6 50.0% Game: 11-16 68.8%

Officials: Ray Perone, Doug Shows, John Gaffney
 Technical fouls: Presbyterian-None. Georgia Tech-None.
 Attendance: 5733

Score by periods	1st	2nd	Total
Presbyterian	25	13	38
Georgia Tech	24	28	52

Points	In	Off	2nd	Fast	Bench
PC	Paint	T/O	Chance	Break	
14	10	0	10	1	
GT	28	23	11	12	18

Last FG - PC 2nd-02:34, GT 2nd-00:44.
 Largest lead - PC by 4 1st-04:10, GT by 15 2nd-11:45.

Score tied - 1 time.
 Lead changed - 2 times.

Official Basketball Box Score -- Game Totals -- Final Statistics
Rice vs Georgia Tech
11/22/12 6 p.m. at Anaheim, CA

Rice 36 • 1-3

##	Player	Total		3-Ptr		Rebounds			PF	TP	A	TO	Blk	Stl	Min
		FG-FGA	FG-FGA	FT-FTA	Off	Def	Tot								
11	Wilson, Ross	f	0-2	0-0	0-0	0	0	0	3	0	0	0	0	0	17
41	Gearhart, Seth	f	1-5	1-4	0-0	0	2	2	3	2	1	0	1	0	28
01	Guercy, Max	g	0-4	0-1	0-0	0	1	1	1	0	0	2	0	0	22
03	Jackson, Amir	g	2-11	2-7	3-4	1	4	5	2	9	2	4	0	1	32
15	Debose, Julian	g	0-6	0-2	0-2	2	3	5	1	0	2	2	0	0	31
04	Kapic, Nizar	g	0-0	0-0	0-0	0	0	0	0	0	0	0	0	0	0+
05	Washington, Keith	g	2-7	0-3	2-2	1	5	6	1	6	1	1	0	3	25
10	Peera, Dan	g	0-1	0-1	0-0	0	0	0	0	0	2	0	0	0	9
42	Ramijak, Austin	g	6-12	6-12	0-0	0	4	4	3	18	0	2	1	0	29
44	Firozgary, Bahrom	g	0-0	0-0	0-1	0	0	0	0	0	0	0	0	0	7
	Team					1	2	3							
	Totals		11-48	9-30	5-9	5	21	26	13	36	9	12	1	5	200

FG % 1st Half: 7-28 25.0% 2nd half: 4-20 20.0% Game: 11-48 22.9%
 3FG % 1st Half: 5-15 33.3% 2nd half: 4-15 26.7% Game: 9-30 30.0%
 FT % 1st Half: 0-2 0.0% 2nd half: 5-7 71.4% Game: 5-9 55.6%

Georgia Tech 54 • 3-0

##	Player	Total		3-Ptr		Rebounds			PF	TP	A	TO	Blk	Stl
----	--------	-------	--	-------	--	----------	--	--	----	----	---	----	-----	-----

Official Basketball Box Score -- Game Totals -- Final Statistics
Saint Mary's vs Georgia Tech
11/25/12 3:30 p.m. at Anaheim, CA

Saint Mary's 56 • 4-2

##	Player	FG-FGA	3-Ptr	FT-FTA	Rebounds			PF	TP	A	TO	Blk	Stl	Min
					FG-FGA	FG-FGA	FT-FTA							
00	WALDOW, Brad	f	2-7	0-0	1-2	1	6	7	2	5	0	0	0	18
03	YOUNG, Mitchell	f	1-4	0-0	4-6	1	3	4	2	6	0	3	0	20
04	DELLAVEDOVA, Matthe	g	1-8	1-6	2-2	1	2	3	1	5	8	5	0	40
14	HOLT, Stephen	g	2-7	1-5	5-6	4	5	9	5	10	4	5	0	37
35	WALKER III, James	g	4-5	1-1	0-0	0	3	3	2	9	0	2	0	32
01	PAGE, Jordan	g	2-4	2-3	0-0	0	1	1	0	6	0	3	0	11
05	ROWLEY, Kyle	g	1-2	0-0	0-0	0	1	1	1	2	0	1	1	8
12	GIUSTI, Jordan	g	0-0	0-0	0-0	0	0	0	0	0	0	0	0	0+
15	LEVESQUE, Beau	g	2-7	1-5	4-5	1	4	5	4	9	1	0	0	20
33	HODGSON, Matt	g	2-2	0-0	0-0	2	1	3	0	4	0	2	1	0
	Team					1	1	2						
	Totals		17-46	6-20	16-21	11	27	38	16	56	13	21	2	5

FG % 1st Half: 9-20 45.0% 2nd half: 8-26 30.8% Game: 17-46 37.0% Deadball Rebounds 5
 3FG % 1st Half: 3-8 37.5% 2nd half: 3-12 25.0% Game: 6-20 30.0%
 FT % 1st Half: 5-6 83.3% 2nd half: 11-15 73.3% Game: 16-21 76.2%

Georgia Tech 65 • 4-1

##	Player	FG-FGA	3-Ptr	FT-FTA	Rebounds			PF	TP	A	TO	Blk	Stl	Min
					FG-FGA	FG-FGA	FT-FTA							
04	Carter, Jr., Robert	f	4-9	1-3	2-2	5	1	6	4	11	0	0	1	0
05	Miller, Daniel	c	1-6	0-0	0-0	0	1	1	3	2	1	1	0	1
00	Udofia, Mfon	g	3-8	0-1	5-5	1	3	4	1	11	5	3	0	2
03	Georges-Hunt, Marcus	g	3-7	2-4	3-4	0	0	0	3	11	1	1	0	1
23	Reed, Brandon	g	6-8	4-6	3-4	0	2	2	3	19	3	1	0	25
01	Royal, Julian	g	0-2	0-1	0-0	0	1	1	0	0	0	1	0	0
02	Jordan, Pierre	g	0-0	0-0	0-0	0	1	1	0	0	0	1	0	0
11	Bolden, Chris	g	2-8	0-3	0-0	0	2	2	1	4	0	1	0	0
14	Morris, Jason	g	1-6	0-1	0-0	0	0	0	0	2	1	0	0	0
24	Holsey, Kammeon	g	1-1	0-0	3-4	1	6	7	2	5	0	2	0	0
	Team					1	1	2						
	Totals		21-55	7-19	16-19	8	18	26	17	65	11	11	1	4

FG % 1st Half: 9-28 32.1% 2nd half: 12-27 44.4% Game: 21-55 38.2% Deadball Rebounds 2
 3FG % 1st Half: 1-8 12.5% 2nd half: 6-11 54.5% Game: 7-19 36.8%
 FT % 1st Half: 3-3 100.0 2nd half: 13-16 81.3% Game: 16-19 84.2%

Officials: Mike Scyphers, Mike Eggers, Deron White
 Technical fouls: Saint Mary's-None. Georgia Tech-None.
 Attendance: 212

2012 DirecTV Classic Game 11
 Anaheim Convention Center

Score by periods	1st	2nd	Total
Saint Mary's	26	30	56
Georgia Tech	22	43	65

Points	In Paint	Off T/O	2nd Chance	Fast Break	Bench
Saint Mary's	18	13	2	2	21
Georgia Tech	14	18	4	2	11

Last FG - SMC 2nd-00:14, GT 2nd-00:13.
 Largest lead - SMC by 6 1st-14:23, GT by 11 2nd-00:36.

Score tied - 5 times.
 Lead changed - 4 times.

Official Basketball Box Score -- Game Totals -- Final Statistics
Georgia Tech vs Illinois
11/28/12 8 p.m. at Assembly Hall, Champaign, Ill.

Georgia Tech 62 • 4-2

##	Player	FG-FGA	3-Ptr	FT-FTA	Rebounds			PF	TP	A	TO	Blk	Stl	Min
					FG-FGA	FG-FGA	FT-FTA							
04	Carter, Jr., Robert	f	2-8	1-2	2-2	2	5	7	1	7	2	2	0	1
23	Reed, Brandon	f	0-4	0-3	0-0	0	2	2	1	0	0	2	0	0
05	Miller, Daniel	c	3-7	0-0	0-0	0	2	0	2	0	6	2	0	5
00	Udofia, Mfon	g	4-4	2-2	0-1	0	2	2	3	10	3	3	0	29
03	Georges-Hunt, Marcus	g	3-9	2-4	1-2	0	1	1	2	9	1	1	1	2
01	Royal, Julian	g	0-2	0-2	0-0	1	1	2	1	0	0	1	0	0
02	Jordan, Pierre	g	0-0	0-0	0-0	0	2	2	4	0	0	0	0	0
11	Bolden, Chris	g	2-5	2-5	0-0	0	2	2	1	6	2	3	0	1
14	Morris, Jason	g	4-7	1-3	1-4	1	3	4	0	10	1	2	0	2
24	Holsey, Kammeon	g	5-6	0-0	4-4	2	2	4	2	14	1	3	0	25
	Team					1	1	2						
	Totals		23-52	8-21	8-13	7	23	30	15	62	12	17	6	7

FG % 1st Half: 12-26 46.2% 2nd half: 11-26 42.3% Game: 23-52 44.2% Deadball Rebounds 1,2
 3FG % 1st Half: 5-11 45.5% 2nd half: 3-10 30.0% Game: 8-21 38.1%
 FT % 1st Half: 6-10 60.0% 2nd half: 2-3 66.7% Game: 8-21 38.1%

Illinois 75 • 8-0

##	Player	FG-FGA	3-Ptr	FT-FTA	Rebounds			PF	TP	A	TO	Blk	Stl	Min
					FG-FGA	FG-FGA	FT-FTA							
42	Griffey, Tyler	f	5-7	3-4	1-1	0	3	3	3	14	0	1	1	1
32	Egwu, Nnanna	c	3-6	0-0	0-2	1	3	4	4	6	0	1	2	0
01	Richardson, D.J.	g	4-10	4-7	2-2	0	4	4	2	14	2	1	1	1
03	Paul, Brandon	g	5-11	2-6	3-9	1	6	7	2	15	7	4	1	2
13	Abrams, Tracy	g	2-7	1-5	1-1	1	3	4	1	6	5	4	0	2
00	McLaurin, Sam	g	1-4	0-0	0-2	4	1	5	2	2	0	2	0	2
02	Bertrand, Joseph	g	6-8	3-4	0-1	1	2	3	15	1	1	0	1	2
20	Henry, Myke	g	1-4	1-2	0-0	1	0	1	0	3	0	0	0	0
21	Langford, Devin	g	0-0	0-0	0-0	0	1	2	0	0	0	0	0	0
	Team					0	3	3						
	Totals		27-57	14-28	7-18	10	26	36	17	75	15	14	7	7

FG % 1st Half: 14-30 46.7% 2nd half: 13-27 48.1% Game: 27-57 47.4% Deadball Rebounds 6
 3FG % 1st Half: 7-15 46.7% 2nd half: 7-13 53.8% Game: 14-28 50.0%
 FT % 1st Half: 1-1 100.0 2nd half: 6-17 35.3% Game: 7-18 39.9%

Officials: Ted Valentine, Lamont Simpson, Bo Boroski
 Technical fouls: Georgia Tech-None. Illinois-None.
 Attendance: 12224

Score by periods	1st	2nd	Total
Georgia Tech	36	27	62
Illinois	35	39	75

Points	In Paint	Off T/O	2nd Chance	Fast Break	Bench
Georgia Tech	26	14	2	4	30
Illinois	16	16	7	8	20

Last FG - GT 2nd-04:18, ILL 2nd-02:30.
 Largest lead - GT by 6 1st-12:37, ILL by 13 2nd-00:34.

Score tied - 5 times.
 Lead changed - 8 times.

Official Basketball Box Score -- Game Totals -- Final Statistics
Georgia vs Georgia Tech
12/4/12 7 p.m. at McCamish Pavilion, Atlanta, Ga.

Georgia 54 • 2-6

##	Player	FG-FGA	3-Ptr	FT-FTA	Rebounds			PF	TP	A	TO	Blk	Stl	Min
					FG-FGA	FG-FGA	FT-FTA							
02	Thornton, Marcus	f	3-7	0-2	1-1	1	2	3	3	7	0	1	1	0
42	Djurisic, Nemanja	f	1-8	0-2	2-2	3	3	6	4	4	2	1	0	2
15	Williams, Donte'	c	3-7	0-0	0-0	5	2	7	5	6	0	1	1	1
01	Caldwell-Pope, Ken.	g	5-18	1-8	5-6	4	9	13	4	16	2	3	1	1
11	Williams, Vincent	g	0-7	0-3	3-4	1	1	2	0	3	1	1	0	2
04	Mann, Charles	g	0-0	0-0	0-3	0	1	1	0	0	0	1	0	0
05	Dixon, Tim	g	0-0	0-0	0-0	0	0	0	0	0	0	0	0	0
12	Gaines, Kenny	g	2-2	1-1	0-0	0	0	0	0	5	0	2	0	0
23	Brantley, Sherrard	g	0-1	0-1	0-0	0	0	0	0	1	0	0	0	0
31	Morris, Brandon	g	2-2	0-0	5-6	0	4	4	3	9	2	0	0	1
41	Cannon, John	g	2-5	0-0	0-0	1	2	3	2	4	0	0	1	0
	Team					2	2	4						
	Totals		18-57	2-17	16-22	17	26	43	22	54	7	11	4	7

FG % 1st Half: 9-26 34.6% 2nd half: 9-31 29.0% Game: 18-57 31.6% Deadball Rebounds 2
 3FG % 1st Half: 1-9 11.1% 2nd half: 1-8 12.5% Game: 2-17 11.8%
 FT % 1st Half: 3-5 60.0% 2nd half: 13-17 76.5% Game: 16-22 72.7%

Georgia Tech 62 • 5-2

##	Player	FG-FGA	3-Ptr	FT-FTA	Rebounds			PF	TP	A	TO	Blk	Stl	Min
					FG-FGA	FG-FGA	FT-FTA							
03	Georges-Hunt, Marcus	f	5-10	3-6	5-8	1	5	6	3	18	2	1	0	1
04	Carter, Jr., Robert	f	1-6	0-3	3-4	2	3	5	1	5	0	1	1	2
05	Miller, Daniel	c	1-2	0-0	4-6	3	5	8	0	6	2	0	3	1
00	Udofia, Mfon	g	4-10	3-6	1-4	0	2	2	4	12	2	2	0	0
23	Reed, Brandon	g	0-5	0-1	4-4	0	3	3	3	4	2	1	0	0
01	Royal, Julian	g	0-1	0-0	0-0	0	0	0	0	0	0	0	0	1
02	Jordan, Pierre	g	0-2	0-0	0									

Official Basketball Box Score -- Game Totals -- Final Statistics
Alabama State vs Georgia Tech
 12/17/12 7 p.m. at McCamish Pavilion, Atlanta, Ga.

Alabama State 41 • 1-9

##	Player	f	Total			3-Ptr			Rebounds			PF	TP	A	TO	Blk	Stl	Min
			FG-FGA	FG-FGA	FT-FTA	Off	Def	Tot	Off	Def	Tot							
11	Crawford, Phillip	f	2-5	0-1	2-2	1	0	1	5	6	0	1	0	0	0	0	9	
23	Patterson, Shawntez	f	1-9	0-5	1-2	0	2	2	4	3	0	3	1	0	0	31		
24	Brown, Stephawn	f	0-0	0-0	0-0	0	0	0	0	0	0	1	0	0	0	14		
4	Freelove, Joshua	g	2-12	1-5	0-0	1	1	2	0	5	1	2	0	0	0	26		
21	McDaniel, Denzell	g	1-6	0-2	2-4	0	4	4	0	4	3	2	1	0	0	23		
02	Page, LUTHER	g	0-5	0-0	0-0	1	4	5	2	0	2	2	1	0	0	20		
05	Brown, Bobby	g	3-4	1-1	0-0	2	0	2	1	7	0	0	0	2	14			
10	Watts, Ryan	g	1-7	1-3	1-4	0	2	2	0	4	0	1	0	2	16			
12	Waters, Jamel	g	3-4	1-1	0-0	0	2	2	2	7	4	2	0	1	18			
13	Miller, Dominique	g	0-3	0-0	0-0	0	1	1	0	0	0	0	0	0	4			
15	Jefferson, Jonathan	g	2-5	0-1	1-2	4	3	7	3	5	1	0	1	1	25			
Team						2			2									
Totals			15-60	4-19	7-14	11	19	30	17	41	11	15	4	6	200			

FG % 1st Half: 8-30 26.7% 2nd half: 7-30 23.3% Game: 15-60 25.0%
 3FG % 1st Half: 3-12 25.0% 2nd half: 1-7 14.3% Game: 4-19 21.1%
 FT % 1st Half: 1-2 50.0% 2nd half: 6-12 50.0% Game: 7-14 50.0%

Georgia Tech 75 • 7-2

##	Player	f	Total			3-Ptr			Rebounds			PF	TP	A	TO	Blk	Stl	Min
			FG-FGA	FG-FGA	FT-FTA	Off	Def	Tot	Off	Def	Tot							
03	Georges-Hunt, Marcus	f	4-12	0-4	1-2	4	1	5	1	9	1	1	0	0	24			
04	Carter, Jr., Robert	f	6-9	1-1	0-2	5	6	11	1	13	3	3	2	0	23			
05	Miller, Daniel	c	3-6	0-0	0-0	1	4	5	1	6	3	2	5	2	20			
00	Udofia, Mfon	g	4-5	4-5	0-0	0	2	2	0	12	4	0	0	0	18			
23	Reed, Brandon	g	6-10	2-4	0-0	0	5	5	0	14	4	1	0	1	30			
01	Royal, Julian	g	0-3	0-1	2-2	1	3	4	5	2	0	1	0	1	13			
02	Jordan, Pierre	g	0-0	0-0	0-0	0	5	5	3	0	2	3	2	1	17			
11	Bolden, Chris	g	1-4	0-3	0-0	0	2	2	0	2	1	2	0	1	22			
24	Holsey, Kammeon	g	4-8	0-0	3-6	1	4	5	3	11	3	2	0	1	18			
31	Peek, Aaron	g	0-0	0-0	0-0	0	1	1	0	0	0	1	0	0	4			
32	Doyle, Brooks	g	1-1	1-1	1-2	0	1	1	4	0	0	0	0	0	5			
45	Poole, Solomon	g	0-1	0-0	2-2	0	2	2	0	2	1	3	0	1	6			
Team						2			1									
Totals			29-59	8-19	9-16	14	37	51	15	75	20	19	9	8	200			

FG % 1st Half: 17-31 54.8% 2nd half: 12-28 42.9% Game: 29-59 49.2%
 3FG % 1st Half: 5-10 50.0% 2nd half: 3-9 33.3% Game: 8-19 42.1%
 FT % 1st Half: 1-3 33.3% 2nd half: 8-13 61.5% Game: 9-16 56.3%

Officials: Jim Burr, Tim Kelly, Tim Comer
 Technical fouls: Alabama State-None. Georgia Tech-None.
 Attendance: 6203

Score by periods	1st	2nd	Total	Points	In	Off	2nd	Fast	Bench
Alabama State	20	21	41	ALSTM	10	10	6	6	23
Georgia Tech	40	35	75	GT	40	14	10	27	21

Last FG - ALSTM 2nd-05:46, GT 2nd-04:23.
 Largest lead - ALSTM by 1 1st-18:25, GT by 35 2nd-01:22.

Score tied - 0 times.
 Lead changed - 2 times.

Official Basketball Box Score -- Game Totals -- Final Statistics
The Citadel vs Georgia Tech
 12/22/12 4 p.m. at McCamish Pavilion, Atlanta, Ga.

The Citadel 41 • 3-7, 0-1 SoCon

##	Player	f	Total			3-Ptr			Rebounds			PF	TP	A	TO	Blk	Stl	Min
			FG-FGA	FG-FGA	FT-FTA	Off	Def	Tot	Off	Def	Tot							
22	ELMORE, Stephen	f	3-7	0-1	2-4	4	6	10	3	8	1	1	1	2	29			
30	VAN SCYOC, Matt	f	1-13	1-9	0-0	0	3	3	1	3	1	2	0	0	30			
31	GROSSELLE, Mike	c	4-14	0-0	1-2	3	4	7	2	9	1	2	0	0	31			
10	HARRIS III, Marshall	g	0-4	0-3	2-2	0	1	1	2	2	0	3	0	0	20			
12	MOORE, Ashton	g	1-6	0-3	1-2	0	1	1	0	3	2	2	0	1	21			
00	SETZKORN, Dylon	g	0-0	0-0	0-0	0	0	0	0	0	0	0	0	1	6			
03	JENKINS, Janell	g	1-1	1-1	0-0	0	2	2	0	3	5	3	0	0	20			
21	HUNDLEY, Michael	g	0-1	0-0	0-0	0	0	0	0	0	0	1	0	0	4			
2	MILLER, Lawrence	g	3-9	1-5	2-2	0	1	1	1	9	1	0	0	0	19			
33	MARSHALL, Quinton	g	2-4	0-0	0-0	2	0	2	0	4	1	1	1	0	20			
Team						3			6									
Totals			15-59	3-22	8-12	12	21	33	12	41	12	17	2	7	200			

FG % 1st Half: 6-31 19.4% 2nd half: 9-28 32.1% Game: 15-59 25.4%
 3FG % 1st Half: 1-11 9.1% 2nd half: 2-11 18.2% Game: 3-22 13.6%
 FT % 1st Half: 3-4 75.0% 2nd half: 5-8 62.5% Game: 8-12 66.7%

Georgia Tech 73 • 8-2, 0-0 ACC

##	Player	f	Total			3-Ptr			Rebounds			PF	TP	A	TO	Blk	Stl	Min
			FG-FGA	FG-FGA	FT-FTA	Off	Def	Tot	Off	Def	Tot							
03	Georges-Hunt, Marcus	f	4-7	4-5	0-0	1	4	5	1	12	0	0	0	2	19			
04	Carter, Jr., Robert	f	4-7	0-1	1-2	1	9	10	2	9	1	0	0	3	25			
05	Miller, Daniel	c	3-5	0-0	0-0	5	3	8	0	4	1	0	4	0	17			
00	Udofia, Mfon	g	3-6	0-2	1-1	2	0	2	0	7	3	2	0	3	19			
23	Reed, Brandon	g	2-8	1-4	1-1	0	2	2	0	6	2	1	0	0	14			
01	Royal, Julian	g	4-7	0-0	0-0	3	0	3	4	8	1	3	0	0	16			
02	Jordan, Pierre	g	0-1	0-1	0-0	0	1	1	0	1	1	0	1	0	2			
11	Bolden, Chris	g	1-6	0-3	0-0	1	1	2	0	1	2	0	1	0	20			
12	Poole, Jr., Stacey	g	2-9	0-1	3-4	1	4	5	1	7	0	0	0	0	21			
24	Holsey, Kammeon	g	7-10	0-0	0-1	4	3	7	2	14	2	1	0	0	16			
31	Peek, Aaron	g	0-0	0-0	0-0	0	0	0	0	0	0	0	0	0	3			
32	Doyle, Brooks	g	0-1	0-0	0-0	0	1	1	0	0	0	0	0	0	4			
45	Poole, Solomon	g	2-4	0-1	0-0	0	2	2	1	4	4	3	0	1	12			
Team						2			3									
Totals			31-71	5-18	6-9	20	31	51	13	73	15	14	4	11	200			

FG % 1st Half: 17-38 44.7% 2nd half: 14-33 42.4% Game: 31-71 43.7%
 3FG % 1st Half: 5-14 35.7% 2nd half: 0-4 0.0% Game: 5-18 27.8%
 FT % 1st Half: 2-3 66.7% 2nd half: 4-6 66.7% Game: 6-9 66.7%

Officials: Gary Maxwell, Raymond Styons, Jeff Nichols
 Technical fouls: The Citadel-None. Georgia Tech-None.
 Attendance: 7769

Score by periods	1st	2nd	Total	Points	In	Off	2nd	Fast	Bench
The Citadel	16	25	41	CIT	16	12	6	2	16
Georgia Tech	41	32	73	GT	46	21	25	17	35

Last FG - CIT 2nd-00:47, GT 2nd-00:29.
 Largest lead - CIT None, GT by 36 2nd-06:19.

Score tied - 0 times.
 Lead changed - 0 times.

Official Basketball Box Score -- Game Totals -- Final Statistics
Fordham vs Georgia Tech
 12/29/12 7 p.m. at McCamish Pavilion, Atlanta, Ga.

Fordham 48 • 3-10

##	Player	f	Total			3-Ptr			Rebounds			PF	TP	A	TO	Blk	Stl	Min
			FG-FGA	FG-FGA	FT-FTA	Off	Def	Tot	Off	Def	Tot							
30	Rhoomes, Ryan	f	1-4	0-0	0-0	4	4	8	3	2	0	1	2	0	30			
33	Gaston, Chris	f	6-16	0-0	4-6	2	6	8	2	16	1	2	1	1	26			
01	Frazier, Brandon	q	5-14	3-10	4-6	1	3	4	0	17	5	5	0	1	34			
23	Thomas, Mandell	q	3-11	0-1	3-4	1	1	2	1	9	0	1	1	1	34			
24	Smith, Bryan	g	1-2	1-2	0-0	1	1	2	2	3	0	2	0	0	18			
02	Leonard, Travion	g	0-1	0-0	0-0	0	1	1	0	0	0	0	0	9				
05	Short, Jeffrey	g	0-0	0-0	0-0	0	1	1	0	0	0	0	0	9				
10	Zivkovic, Luka	g	0-3	0-3	1-2	0	1	1	0	1	0	0	0	0	5			
15	Musovic, Nihad	g	0-2	0-0	0-0	1	2	3	1	0	0	1	0	0	3			
20	Fay, Jared	g	0-1	0-0	0-0	1	1	2	1	0	0	1	0	0	4			
34	Myers, Jermaine	g	0-2	0-1	0-0	0	0	0	2	0	2	1	0	0	18			
42	Canty, Ryan	g	0-1	0-0	0-0	1	2	3	4	0	1	0	1	0	10			
Team						1			2									
Totals			16-57	4-19	12-18	13	25	38	16	48	9	14	5	3	200			

FG % 1st Half: 8-28 28.6% 2nd half: 8-29 27.6% Game: 16-57 28.1%
 3FG % 1st Half: 3-9 33.3% 2nd half: 1-10 10.0% Game: 4-19 21.1%
 FT % 1st Half: 6