



MIAMI BASKETBALL

THE BASICS

Date/Time: Friday, November 9, 2018/7 p.m. ET
Location: Coral Gables, Fla./Watsco Center (7,972)
Television: None; **Online:** ACC Network Extra
PxP: Kyle Sielaf, Color: Megan Perry
Radio: WQAM 560-AM (PxP: Joe Zagacki)
Satellite Radio: XM 387 (Internet 973)
Series vs. LU: Miami leads, 6-1
 Home: 6-0 | Road: 0-0 | Neutral: 0-1

2018-19 SCHEDULE/RESULTS

OPPONENT	TV	TIME/SCORE
OCTOBER		
30 BARRY (EXHIBITION)	ACCNE	W, 91-61
NOVEMBER		
9 LEHIGH	ACCNE	7 p.m.
13 STEPHEN F. AUSTIN	ESPNU	7 p.m.
17 BETHUNE-COOKMAN	ACCNE	2 p.m.
22 La Salle ¹	ACCNE	2:30 p.m.
23 Northwestern/ Fresno State ¹	ESPNU	2 or 4:30 p.m.
25 TBD ¹	ESPN/2/U	TBD
28 RUTGERS ²	ESPNU	7:15 p.m.
DECEMBER		
1 vs. Yale ³	ESPN3	7:30 p.m.
4 at Penn	ESPN+	7 p.m.
19 HOUSTON BAPTIST	ACCNE	7 p.m.
22 FLORIDA ATLANTIC	ACCNE	2 p.m.
29 CAMPBELL	RSN	4 p.m.
JANUARY		
3 NC STATE	ESPN/U	7 p.m.
6 at Louisville	ESPNU	6 p.m.
9 at Florida State	RSN	9 p.m.
12 WAKE FOREST	RSN	2 p.m.
19 NORTH CAROLINA	ESPN/2	Noon
24 at Syracuse	Raycom	8 p.m.
27 FLORIDA STATE	ESPNU	6 p.m.
30 VIRGINIA TECH	ESPN2/U	7 p.m.
FEBRUARY		
2 at Virginia	Raycom	2 p.m.
6 NOTRE DAME	ESPN2/U	7 p.m.
9 at North Carolina	Raycom	Noon
13 CLEMSON	ESPN2/U	7 p.m.
17 at Boston College	ESPNU	6 p.m.
23 GEORGIA TECH	RSN	2 p.m.
26 at Wake Forest	RSN	7 p.m.
MARCH		
2 at Duke	CBS	4 p.m.
5 PITTSBURGH	Raycom	8 p.m.
8 at Virginia Tech	ESPN2	7 p.m.
12-16 ACC Tournament ⁴	ESPN/Raycom	

BOLD CAPS denotes home games at Watsco Center, Coral Gables, Fla.

[#/#] denotes Miami's AP/USA TODAY ranking

* ACC game

¹ Wooden Classic, Fullerton, Calif.; ² ACC/Big Ten Challenge

³ Hoophall Miami Invitational, American Airlines Arena (Miami, Fla.)

⁴ Spectrum Center, Charlotte, N.C.

All times Eastern and subject to change

ATHLETICS COMMUNICATIONS

Assistant AD for Communications & Content:

Andy Fledderjohann (MBB Contact)

Email: afledderjohann@miami.edu

Cell Phone: 434-906-0075

Twitter/Instagram/Facebook: @CanesHoops

GAME 1 • NOVEMBER 9, 2018 • 7 P.M. • CORAL GABLES, FLA.



MIAMI HURRICANES (0-0)

Head Coach: Jim Larrañaga (Providence, '71)

Record at UM: 161-79 (8th season), **Career Record:** 631-413 (35th season)

VS



LEHIGH MOUNTAIN HAWKS (1-0)

Head Coach: Dr. Brett Reed (Eckerd College, '95)

Record at LU: 199-146 (12th season), **Career Record:** 199-146 (12th season)

THINGS TO KNOW

- Miami begins its 69th season of men's basketball.
- UM returns 63 percent of its scoring, 65 percent of its rebounding and 46 percent of its assists from the 2017-18 squad.
- DJ Vasiljevic led the ACC in 3-point shooting last season at 41.1 percent.
- Miami returns three players who started at least 20 games apiece last year: Dewan Hernandez, Anthony Lawrence II and DJ Vasiljevic.
- Formerly Dewan Huell, Hernandez legally changed his last name as a way to honor his mother, Christina Hernandez.
- Jim Larrañaga enters his eighth season as UM head coach. He owns the fourth-longest tenure for a head coach in program history but boasts the second-most wins (161).
- Miami, Duke, North Carolina and Virginia are the only ACC schools to record six or more 20-win seasons in the last seven years.
- Miami was picked 10th in the Preseason ACC Poll.

SEASON OPENER

Miami is 55-13 all-time in season openers.
 UM is 6-1 in regular-season debuts under Jim Larrañaga.

CANES TAKE ON CONFERENCE FAVORITES

Miami opens its season with three straight games against teams that were picked to win their respective conferences.

Lehigh was chosen as the preseason favorites in the Patriot League. Stephen F. Austin was picked to repeat as the Southland Conference champion, while Bethune-Cookman was selected as the preseason MEAC favorite.

MIAMI-LEHIGH SERIES

Miami holds a 6-1 edge in the all-time series with Lehigh, with all six wins coming at home.

The programs last met on Dec. 9, 2006, in Coral Gables, with the Canes scoring a 79-58 win.

This marks Jim Larrañaga's first-ever matchup against Lehigh in 35 years as a head coach.

WHO'S BACK

Miami returns seven letterwinners from its 2017-18 team: Hernandez, Lawrence, Vasiljevic, Ebuka Izundu, Chris Lykes, Rodney Miller Jr. and Sam Waardenburg.

Miami also gains the services of forward Deng Gak, who redshirted last year during his freshman season.

EXPERIENCED GROUP RETURNS

Miami's roster features seven upperclassmen – three seniors and four juniors.

They have played in a combined 502 games (average of 71 per player), and each has played in at least one NCAA tournament.

HUELL BECOMES HERNANDEZ

The name is unfamiliar, but Dewan Hernandez remains a familiar face for the Canes. Formerly Dewan Huell, Hernandez legally changed his last name in the offseason.

The switch was made to honor his mother, Christina Hernandez, and was officially finalized in mid-October.

ANOTHER 20-WIN CAMPAIGN UNDER LARRAÑAGA

Miami recorded 22 wins last season, its sixth 20-win campaign in seven years under Jim Larrañaga, and tied for the 10th most wins in a season in school history.

He is the first coach in program history to post six 20-win seasons. Bruce Hale (1954-67) recorded five 20-win campaigns from 1954-67.

PROJECTED STARTING LINEUP

Pos. No.	Name	Yr.	Ht.	Wt.	PPG	RPG	APG	Of Note
G 0	Chris Lykes	So.	5-7	157	9.6	1.1	2.4	Averaged 11.9 ppg, 3.1 apg in ACC play last year
G 1	Dejan (DJ) Vasiljevic	Jr.	6-3	184	9.0	2.4	0.4	Led ACC in 3-point FG Pct. last year at 41.1%
G 3	Anthony Lawrence II	Sr.	6-7	207	8.9	6.6	2.4	Has played in 98 career games
F 20	Dewan Hernandez	Jr.	6-11	235	11.4	6.6	0.4	Team's top returning scorer, rebounder from '17-18
F 21	Sam Waardenburg	R-So.	6-10	216	3.5	2.9	0.7	Averaged 16.7 minutes per ACC game
RESERVES								
G 2	Willie Herenton	So.	6-1	178	–	–	–	Joined team as walk-on for 2018-19 season
G 5	Zach Johnson	R-Sr.	6-2	192	16.1*	3.3*	3.0*	First-Team All-ASUN last season; 1,344 career pts
G 10	Dominic Proctor	So.	6-6	180	–	–	–	Joined team as walk-on for 2018-19 season
G 13	Anthony Mack	R-Fr.	6-6	214	–	–	–	Redshirt last season at University of Wyoming
C 15	Ebuka Izundu	Sr.	6-10	232	5.0	3.7	0.2	Posted season highs in pts, rebs and stls last year
F 22	Deng Gak	R-Fr.	6-10	211	–	–	–	Redshirt last season

Statistics from 2017-18 season; *at Florida Gulf Coast

BROADCAST BULLET POINTS




0 CHRIS LYKES

So. • 5-7 • 157 • Guard
Mitchellville, Md. • Gonzaga College HS

2018-19: 0.0 ppg, 0.0 rpg

- Averaged team-high 12.8 points per game in the 2017-18 season's final 12 games following Bruce Brown Jr.'s foot injury
- Averaged 9.6 ppg and 2.3 apg, including 11.9 ppg in ACC play (second on team)
- Had offseason surgery on right shoulder
- Named to All-ACC Academic Team



1 DJ VASILJEVIC

Jr. • 6-3 • 184 • Guard
Melbourne, Australia • Australian Institute of Sport

2018-19: 0.0 ppg, 0.0 rpg

- Averaged 9.0 ppg and 2.5 rpg and named to All-ACC Academic Team last season
- Led ACC in 3-point shooting last season (41.1%)
- Named top Australian junior in college basketball by FOX Sports Australia
- Lost 20 lbs during offseason; also had offseason foot surgery



2 WILLIE HERENTON

So. • 6-1 • 178 • Guard
Lincolnshire, Ill. • Stevenson HS

2018-19: 0.0 ppg, 0.0 rpg

- Walk-on for 2018-19 season; finished as one of top scorers in Stevenson HS history despite only playing one year as full-time starter
- Home schooled until high school
- Brother Rodney is junior on Stanford basketball team
- Parents, Rodney and Andrea, both attended Harvard



3 ANTHONY LAWRENCE II

Sr. • 6-7 • 207 • Guard
St. Petersburg, Fla. • Lakewood Senior HS

2018-19: 0.0 ppg, 0.0 rpg

- Averaged 8.8 points, 6.5 rebounds and 2.3 assists per game last season (all career highs)
- Played in 98 career games
- Was point guard in high school
- Father, Anthony Sr., played at Miami from 1991-94



5 ZACH JOHNSON

R-Sr. • 6-2 • 192 • Guard
Miami, Fla. • Florida Gulf Coast • Norland HS

2018-19: 0.0 ppg, 0.0 rpg

- Graduate transfer from Florida Gulf Coast
- Scored 1,344 points and played in 103 career games at FGCU (both team highs)
- Was First-Team All-Atlantic Sun selection last season (16.1 ppg, 3.3 rpg, 3.0 apg)
- Earned bachelor's degree in legal studies from FGCU




10 DOMINIC PROCTOR

So. • 6-6 • 180 • Guard
Las Vegas, Nev. • Bishop Gorman HS

2018-19: 0.0 ppg, 0.0 rpg

- Walked on for 2018-19 season
- Was 14th-ranked player in Nevada in 2017 per 24/7 Sports
- Father (Michael) played basketball at Cornell



13 ANTHONY MACK

R-Fr. • 6-6 • 214 • Guard
Las Vegas, Nev. • Wyoming • Blair Academy (N.J.)

2018-19: 0.0 ppg, 0.0 rpg

- Transfer from University of Wyoming; granted waiver for immediate eligibility for this season
- Sharp-shooter from 3-point range
- High school teammates with Deng Gak at Blair Academy (N.J.)



14 RODNEY MILLER JR.

Jr. • 7-0 • 255 • Center
Laurelton, N.Y. • Oak Hill Academy

2018-19: 0.0 ppg, 0.0 rpg

- Redshirting 2018-19 season
- Lost 25 pounds during the offseason
- Has played in 30 career games



15 EBUKA IZUNDU

Sr. • 6-10 • 232 • Center
Nigeria/Charlotte, N.C. • Victory Christian Center

2018-19: 0.0 ppg, 0.0 rpg

- Played in all 32 games last year, including starts vs. Notre Dame, Boston College
- Averaged 5.0 points and 3.8 rebounds per game and shot 69.2%
- Named to ACC Academic Honor Roll for first time last year
- Moved to U.S. in 2013 at age 17; grew up playing soccer, then started playing basketball in 2011



20 DEWAN HERNANDEZ

Jr. • 6-11 • 235 • Forward
Miami, Fla. • Norland HS

2018-19: 0.0 ppg, 0.0 rpg

- Legally changed last name from Huell to Hernandez in October to honor his mother, Christina
- Named to 2019 Kareem Abdul-Jabbar Award Watch List
- Averaged 11.4 ppg and 6.6 rpg last season and was only Miami player to start all 32 games
- 2016 McDonald's HS All-American; entered name in NBA Draft process last season but withdrew prior to deadline



21 SAM WAARDENBURG

R-So. • 6-10 • 216 • Forward
Auckland, New Zealand • Rangitoto College

2018-19: 0.0 ppg, 0.0 rpg

- Played in 21 games off bench, including each of last 15 contests, last season
- Averaged 3.3 points and 2.8 rebounds per game as frosh
- Averaged 16.7 minutes per game in conference play
- Shot 43.8 percent (14-32) from 3-point range last year



22 DENG GAK

R-Fr. • 6-10 • 211 • Forward
Sydney, Australia • Blair Academy (N.J.)

2018-19: 0.0 ppg, 0.0 rpg

- Redshirted 2018-19 season and has put on about 20 pounds since he arrived at UM
- Played in high school with Anthony Mack
- Brother, Gorjok, is junior center at Florida



23 KAMERON MCGUSTY

Jr. • 6-5 • 192 • Guard
Katy, Texas • Oklahoma • Sunrise Christian Academy (Kansas)

2018-19: Redshirt Season

- Sitting out 2018-19 season per NCAA transfer regulations
- 9.4 ppg, 2.0 rpg in 63 career games (25 starts) at Oklahoma
- Was Big 12 All-Freshman Team selection in 2017
- Father, Kerol, played college basketball at Stephen F. Austin

SOLID SEASON IN THE ACC

Miami finished with 11 ACC wins last season, its third-most conference wins since joining the league in 2004-05.

UM earned the No. 3 seed in the ACC Tournament after finishing in a four-way tie with Clemson, North Carolina and NC State in the regular-season standings.

Miami scored 10 or more league victories in five of Larrañaga's first seven years, including four straight seasons. The Canes join Virginia, Duke and UNC as the lone teams to win 10 or more ACC games each of the last four years.

Prior to Larrañaga's arrival, Miami never had won 10 ACC games in a season.

VASILJEVIC A TOP 3-POINT THREAT

DJ Vasiljevic led the ACC in 3-point field goal percentage last season, connecting on 41.1 percent (67-for-163) of his attempts from long range.

He led the team with 67 3-pointers and became the fifth Hurricane to lead the conference in 3-point shooting (first since Malcolm Grant in 2011).

Vasiljevic hit on 32 of his 66 3-point attempts over the last 13 games (.485) and connected on at least one 3-pointer in each game in that stretch.

Following offseason foot surgery, Vasiljevic lost 20 pounds during the offseason and enters the season at a svelte 184 pounds.

MILLER JR. TO REDSHIRT

Miami junior center Rodney Miller Jr. will redshirt the 2018-19 season.

Miller lost 25 pounds during the offseason.

He averaged 1.1 points in 3.6 minutes per game in 30 games during his first two seasons.

WHO'S DEPARTED

Miami lost three players from its 2017-18 squad, each of whom started at least 18 games: Lonnie Walker IV, Bruce Brown Jr. and Ja'Quan Newton.

Walker was an Honorable Mention All-ACC pick and ACC All-Freshman Team honoree last year. He was selected 18th overall in the NBA Draft by the San Antonio Spurs.

Brown started 19 games before missing the remainder of the season with a foot injury. He was picked 42nd overall in the NBA Draft by Detroit.

Newton played in 127 career games (seventh most in program history) and finished with 1,134 career points (28th in program history).

QUARTET OF NEWBIES

Miami added four newcomers to the program, three of whom came through transfers.

Zach Johnson scored 1,344 points in three seasons at Florida Gulf Coast and was a First-Team All-Atlantic Sun Conference selection last season before coming to UM as a graduate transfer.

Anthony Mack sat out last season at Wyoming and has four years of eligibility remaining at UM.

Junior guard Kameron McGusty is sitting out this season after transferring from Oklahoma. He played in 63 games and averaged 9.4 ppg in two years with the Sooners.

Sophomore guards Willie Herenton and Dominic Proctor have joined the program as walk-ons.

NOTING THE SCHEDULE

Miami's schedule features 13 games against teams that played in the 2018 NCAA Tournament.

The non-conference schedule features games against Stephen F. Austin and Penn, each of whom played in the NCAA Tournament last year.

UM travels to the West Coast for the Wooden Classic for three games during Thanksgiving week.

The Canes' challenging conference schedule features 11 games against teams that competed in the 2018 NCAA Tournament, including home-and-homes with Florida State, North Carolina and Virginia Tech.

HERNANDEZ LOOKS TO BUILD ON BREAKOUT SOPHOMORE SEASON

Dewan Hernandez is looking to take another step in his junior season. Last season, Hernandez more than doubled his numbers in scoring and rebounding from his freshman campaign.

Hernandez entered his name in the NBA Draft following the season but withdrew following consultations with NBA officials.

He finished second on the team in scoring at 11.4 ppg (5.6 as frosh) last year and also averaged 6.6 rebounds per game (3.1 as frosh).

He ranked 14th in the conference in rebounding.

Hernandez scored in double figures in 19 games last year and recorded the first five double-doubles of his career.

HIGH SCHOOL TEAMMATES REUNITE

With the transfers of Zach Johnson and Anthony Mack, Miami now has two pairs of high school teammates on its roster this season.

Johnson reunites with Dewan Hernandez, with whom he played two seasons and won two state championships at Norland High School.

Mack is back together with Deng Gak, with whom he played two seasons at Blair Academy in New Jersey.

CANES LOOK TO TOP ACC EXPECTATIONS ONCE AGAIN

Miami was picked 10th in the Operation Basketball 2018-19 Preseason Poll, released Oct. 25 by the conference office following a vote of the league's media.

In each of Jim Larrañaga's first seven seasons, Miami finished the year in a standing that exceeded its preseason ACC ranking.

UM was picked fourth in the preseason ACC coaches' poll last season (behind Duke, UNC, ND) but concluded the season in a third-place tie.

Miami's preseason ACC rankings, followed by their finishes, under Larrañaga:

2018-19: 10th	2017-18: 4th – t-3rd
2016-17: 9th – t-7th	2015-16: 5th – t-2nd
2014-15: 10th – t-6th	2013-14: 12th – 10th
2012-13: 5th – 1st	2011-12: 5th – t-4th

TEAM CAPTAINS

Miami has six team co-captains this season: Dewan Hernandez, Ebuka Izundu, Zach Johnson, Anthony Lawrence II, Chris Lykes and DJ Vasiljevic.

Hernandez, Lawrence and Vasiljevic are team captains for the second straight season.

SELLING OUT THE WATSCO CENTER

Miami sold out its season ticket allotment for all home games at the Watsco Center for each of the last three seasons.

Fans bought over 5,500 season tickets for each of the last three years, more than doubling the total number of season tickets sold in Jim Larrañaga's first season in Coral Gables.

Season Tickets Per Year (Under Larrañaga)

2017-18: 5,986	2016-17: 5,965	2015-16: 5,500
2014-15: 3,427	2013-14: 3,674	2012-13: 2,372
2011-12: 2,251		

THE WATSCO ADVANTAGE

Miami has defended its home turf well in recent years, winning 38 of its last 43 games at the Watsco Center. The Hurricanes are 88-25 (.779) at home under Jim Larrañaga and finished 11-3 at home last season.

Miami owns 16 straight home non-conference wins, dating to a 78-77 loss to Northeastern on Nov. 27, 2015.

Entering its 17th year at the Watsco Center (formerly BankUnited Center), Miami is 183-69 (.726) on the home court.

In the first seven seasons under Larrañaga, Miami was 44-18 in ACC action at home and 44-7 in non-conference play. In both 2012-13 and 2015-16, the Canes had just one loss at Watsco Center.

Miami at Watsco Center Under Jim Larrañaga

Year	Overall	N-C	ACC
2011-12.....	14-4.....	8-2.....	6-2
2012-13.....	14-1.....	6-0.....	8-1
2013-14.....	8-8.....	5-2.....	3-6
2014-15.....	12-6.....	7-2.....	5-4
2015-16.....	15-1.....	6-1.....	9-0
2016-17.....	14-2.....	7-0.....	7-2
2017-18.....	11-3.....	5-0.....	6-3
2018-19.....	0-0.....	0-0.....	0-0
Totals	88-25	44-7	44-18

PROCTOR JOINS ROSTER AS WALK-ON

Dominic Proctor joined the roster last week as a walk-on.

A 6-foot-6 guard, Proctor played at Bishop Gorman High School in Las Vegas, where he won a pair of state championships.

He was the 14th-ranked player in Nevada in 2017 according to 24/7 Sports and the 103rd-ranked shooting guard in the nation per 24/7.

AFTER SOLID FINISH, LYKES AIMS FOR BIGGER SOPHOMORE SEASON

Chris Lykes was Miami's leading scorer over the last 12 games of the 2017-18 season, averaging 12.8 points per game while reaching double figures nine times.

Lykes averaged 11.9 points (second on team) and 3.1 assists per game in conference play. He reached double figures in 12 ACC games and 16 total.

He scored a team-high 18 points against UNC, one off his career high, which was set Feb. 13 against UVA.

Lykes recorded 15 points on Feb. 24 versus BC, including 11 in the final four minutes in the Canes' wild comeback victory.

QUICK FACTS

Location	Coral Gables, Fla.
Enrollment	17,348
Founded	1925
Nickname	Hurricanes
Colors	Orange (PMS 1665), Green (3435) and White
President	Dr. Julio Frenk
Director of Athletics	Blake James
Conference	Atlantic Coast (joined 2004)
Arena/Capacity	Watsco Center/7,972
Press Row	305-284-2111

COACHING STAFF

Head Coach	Jim Larrañaga (Providence, '71)
Record at Miami	161-79 (8th season)
Career Record	631-413 (35th season)
Assoc. Head Coach ..	Chris Caputo (Westfield [Mass.] St, '02)
Assistant Coach	Alvin "Pooh" Williamson (Tulsa, '95)
Assistant Coach	Adam Fisher (Penn State, '06, '09)
Dir of BB Ops	Lamont Franklin (UNC Wilmington, '97)
Associate Director of Ops	Jeff Dyer (Delaware, '14)
Strength & Conditioning Coach ..	Casey Cathrall (Ithaca, '12)
Assistant Athletic Trainer	Javier Jimenez (Temple, '06)

PROGRAM HISTORY

First Year of Basketball	1926
All-Time Record	1,032-749 (.580)
Under Jim Larrañaga	161-79 (.671; 8 years)
All-Time ACC Record	118-118 (.500)
Under Jim Larrañaga	75-49 (.605)
ACC Regular-Season Championships	1 (2013)
ACC Tournament Championships	1 (2013)
NCAA Tournament Appearances	10
1960, '98, '99, 2000, '02, '08, '13, '16, '17, '18	
All-Time Record in NCAA Tournament	8-10
Last NCAA Postseason Finish	2018 First Round
NIT Appearances	12
1961, '63, '64, '95, '97, 2001, '05, '06, '09, '11, '12, '15	
All-Time Record in NIT	11-12
Last NIT Finish	2015 Runner-Up

CANES IN PRO BASKETBALL/FOOTBALL

Years at Miami in parentheses

NBA

Bruce Brown Jr. (2016-18)	Detroit Pistons
Lonnie Walker IV (2017-18)	San Antonio Spurs

NFL

Jimmy Graham (2005-09)	Green Bay Packers
Erik Swoope (2010-14)	Indianapolis Colts

G-League

Kamari Murphy (2015-17)	Long Island Nets
Davon Reed (2013-17)	Fort Wayne Mad Ants
Angel Rodriguez (2014-16)	Rio Grande Valley Vipers
Durand Scott (2009-13)	Long Island Nets

International

Rion Brown (2010-14)	Promitheas (Greece)
Ivan Cruz Uceda (2014-16)	Bilbao Basket (Spain)
Guillermo Diaz (2003-06)	San Lorenzo de Almagro (Argentina)
Julian Gamble (2008-13)	Nanterre 92 (France)
Malcolm Grant (2009-12)	Zadar (Croatia)
Tonye Jekiri (2012-16)	Gaziantep Basketbol (Turkey)
Reggie Johnson (2009-13)	Rain or Shine Elasto Painters (Philippine Basketball League)
DeQuan Jones (2008-12)	Hapoel Holon (Israeli Premier League)
Kenny Kadji (2011-13)	Tofaş (Turkey)
Shane Larkin (2011-13)	Anadolu Efes (Turkey)
Trey McKinney Jones (2011-13)	Chiba Jets Funabashi (Japanese B.League)

ROOKIES PUT UP STRONG NUMBERS

Lonnie Walker and Chris Lykes finished as the top-scoring Miami freshman duo in the ACC era (beginning with the 2004-05 season).

Walker (13.6) and Lykes (11.9) combined to score more than a third of Miami's points in conference play (73.8 total).

The top scoring seasons from Miami freshmen since the 2004-05 season:

Rk	Player (Season)	Games	Pts	Avg
1.	Bruce Brown Jr. (2016-17)	33	391	11.8
2.	Lonnie Walker IV (2017-18)	32	368	11.5
3.	Durand Scott (2009-10)	28	339	10.3
4.	Chris Lykes (2017-18)	32	307	9.6
5.	Dwyane Collins (2006-07)	32	274	8.6

CLOSE GAMES THE NORM LAST YEAR

All but two of Miami's 18 ACC regular-season games were decided by 10 points or fewer. UM's last four games in ACC play each were determined by three points or fewer (eight total points), with each coming down to the final possession.

It marked the first time in program history that Miami won four-consecutive games, each by three points or fewer, and matched an ACC record, set three times previously (NC State in 1957, Duke in 1976 and 1984).

In nine of Miami's 10 defeats last season, the Hurricanes led or were within three points in the final five minutes of the second half (UVA game was lone exception).

BIG SUCCESS AT 70 POINTS

Miami eclipsed the 70-point plateau in 19 games last season, going 16-3 in those contests.

UM is 105-15 when scoring 70 or more points under Jim Larrañaga and 44-2 when breaking the 80-point barrier.

DRAFT SUCCESS

For just the third time in program history, Miami had two student-athletes selected in the NBA Draft last season. The others were 1968 and 1970.

Lonnie Walker IV was chosen 18th overall by the San Antonio Spurs.

Bruce Brown Jr. was picked in the second round by Detroit with the 42nd overall pick.

Brown made his NBA debut on Opening Night with a start against Brooklyn. Walker has yet to play because of injury.

COACHING COORDINATORS

Miami's assistant coaching staff is set up in a coordinator system. Adam Fisher serves as the team's offensive coordinator, while Chris Caputo handles the defense. Pooh Williamson manages the scout for every opponent.

10 COMMITMENTS OF MIAMI BASKETBALL

- We will set our defense every time.
- We will pressure the man with the ball.
- We will pack the lane to prevent penetration.
- We will contest all shots, hands high. Without fouling.
- We will block out, rebound and run.
- We will run for layups and open threes.
- We will share the ball.
- We will penetrate the defense.
- We will create good shots both inside and outside.
- We will attack the offensive boards.

2017-18 SEASON HIGHLIGHTS

- 22 wins (tied for 10th in UM history)
- 11 ACC victories (third most in program history)
- Tied for third place in the ACC – Miami's third top-3 ACC finish in Jim Larrañaga's seven seasons at UM
- Third straight NCAA Tournament appearance (matching program record)
- Eight road wins (one of six Power 5 programs with 8+ road wins last season)
- 5-4 ACC road record; UM joined UVA, Duke and Virginia Tech as lone ACC teams with winning road records
- Four straight wins, each by three points or fewer, to end regular season, tying an ACC record win streak in games decided by three points or fewer
- Ja'Quan Newton hit a running 40-footer to beat the buzzer in a 91-88 win at then-No. 9 North Carolina on Feb. 27
- Newton reached the 1,000-point mark in his career on Jan. 3 at Georgia Tech
- An All-ACC Honorable Mention pick, Lonnie Walker IV was first Miami freshman to be named to an all-league team (BIG EAST or ACC)
- Bruce Brown Jr. recorded a triple-double in the season opener, becoming just the sixth player in ACC history to record two triple-doubles
- Ranked in either the AP or USA Today Coaches poll for 15 of 19 weeks during the season; ranked No. 22 in final AP poll (March 12)
- 10 straight wins to start the season (third best start to a season in program history)
- Preseason No. 13 ranking (best in school history) and ranked as high as No. 6 nationally

LARRAÑAGA 11TH IN WINS AMONG ACTIVE D-I NCAA COACHES

Jim Larrañaga ranks 11th in career wins among active Division I coaches with 631. Of those 11, four are in the Naismith Memorial Basketball Hall of Fame, including three from the Atlantic Coast Conference.

Now in his 35th season as a head coach, Larrañaga ranks 44th in all-time NCAA victories among Division I head coaches.

In his career, Larrañaga won 27 games at American International, 170 at Bowling Green and 273 at George Mason, and he now has 161 at Miami. He is one of 15 coaches all-time with 100 or more wins at three D-I schools, four of whom are actively coaching.

WINNINGEST ACTIVE COACHES*

(minimum five years as Division I head coach)

Rank	Coach	Wins
1.	Mike Krzyzewski, Duke	1,100
2.	Jim Boeheim, Syracuse	926
3.	Bob Huggins, West Virginia	845
4.	Roy Williams, North Carolina	842
5.	Rick Byrd, Belmont	778
6.	Cliff Ellis, Coastal Carolina	749
7.	John Beilein, Michigan	724
8.	John Calipari, Kentucky	678
9.	Rick Barnes, Tennessee	661
10.	Bill Self, Kansas	654
11.	Jim Larrañaga, Miami	631

*as of start of 2018-19 season

IN THE POLLS (PRESEASON)

ASSOCIATED PRESS

Rk	Team	Record	Points
1	Kansas (37)	0-0	1,581
2	Kentucky (19)	0-0	1,529
3	Gonzaga (1)	0-0	1,461
4	Duke (4)	0-0	1,452
5	Virginia (2)	0-0	1,286
6	Tennessee (1)	0-0	1,268
7	Nevada	0-0	1,230
8	North Carolina	0-0	1,221
9	Villanova (1)	0-0	1,085
10	Michigan St	0-0	1,024
11	Auburn	0-0	974
12	Kansas St	0-0	922
13	West Virginia	0-0	678
14	Oregon	0-0	638
15	Virginia Tech	0-0	630
16	Syracuse	0-0	620
17	Florida St	0-0	530
18	Mississippi St	0-0	451
19	Michigan	0-0	437
20	TCU	0-0	311
21	UCLA	0-0	297
22	Clemson	0-0	268
23	LSU	0-0	187
24	Purdue	0-0	170
25	Washington	0-0	165

Others receiving votes: Loyola (Chi) 162, Marquette 124, Indiana 98, Florida 71, Nebraska 35, Maryland 28, Wisconsin 24, Notre Dame 22, Cincinnati 21, Alabama 15, UCF 15, Buffalo 14, Arizona 14, Louisville 11, **Miami 10**, San Diego St 9, USC 6, Butler 6, Texas Tech 6, Texas 5, Arizona St 3, St. John's 3, Providence 2, Xavier 2, Missouri 1, NC State 1, Marshall 1, Davidson 1

USA TODAY COACHES

Rk	Team	Record	Points
1	Kansas (14)	0-0	771
2	Kentucky (12)	0-0	761
3	Duke (4)	0-0	743
4	Gonzaga (1)	0-0	699
5	Virginia (1)	0-0	656
6	Tennessee	0-0	613
7	North Carolina	0-0	610
8	Villanova	0-0	543
9	Nevada	0-0	521
10	Michigan St	0-0	486
11	Kansas St	0-0	469
12	Auburn	0-0	432
13	West Virginia	0-0	343
14	Syracuse	0-0	297
15	Florida St	0-0	287
16	Oregon	0-0	280
17	Virginia Tech	0-0	272
18	Michigan	0-0	265
19	Mississippi St	0-0	213
20	UCLA	0-0	202
21	TCU	0-0	153
22	Purdue	0-0	107
23	Clemson	0-0	106
24	Washington	0-0	75
25	Nebraska	0-0	67

Others receiving votes: LSU 65, Loyola (Chi) 61, Florida 52, Indiana 34, Marquette 34, NC State 30, Cincinnati 30, Alabama 28, Maryland 26, Louisville 10, Providence 10, Buffalo 7, USC 6, Arizona 5, Butler 5, UCF 5, Wisconsin 4, Notre Dame 4, Texas 4, Missouri 3, Baylor 2, **Miami 2**, St. John's 1, Vanderbilt 1

2018-19 Miami opponents listed in *italics*

MIAMI IN THE POLLS

Date	AP	USA Today	RPI	KenPom
Pre	RV (10)	RV (2)	—	21

LARRAÑAGA AND CAPUTO IN 17TH YEAR TOGETHER

Head coach Jim Larrañaga and associate head coach Chris Caputo are beginning their 17th season together, dating back to their time at George Mason.

Caputo started on Larranaga's staff as the video coordinator for the 2002-03 season, and along the way, the native of Elmhurst, N.Y., was an assistant coach and is now the associate head coach for the Hurricanes. Caputo helped the 2006 GMU team to the NCAA Final Four and has made five total NCAA Tournament appearances with Larrañaga.

Both Caputo and Larrañaga attended Archbishop Molloy (N.Y.) High School and played for legendary head coach Jack Curran.

MIAMI'S RECORD WHEN ...

Record	2017-18 All	2017-18 ACC	Larranaga At UM	Larranaga ACC
All games	22-10	11-7	161-79	75-49
Home	11-3	6-3	87-25	44-18
Away	8-4	5-4	48-36	31-31
Neutral	3-3	—	26-18	—
November	6-0	—	35-9	—
December	6-1	1-0	33-10	2-1
January	4-4	4-4	30-22	28-22
February	5-3	5-3	38-21	38-21
March	1-2	1-0	25-16	8-5
April	—	—	—	0-1
vs. Top-10 opponents	1-2	1-2	8-15	7-12
vs. Top-25 (includes Top-10)	3-4	2-3	19-35	13-25
vs. RV opponents (either poll)	3-2	3-1	14-6	7-2
vs. Teams over .500 on game day	14-9	9-6	103-71	56-43
vs. Teams under .500 on game day	5-1	2-1	36-7	15-6
vs. Teams at .500 on game day	3-0	—	18-1	4-0
While UM in Top 25	16-8	5-5	58-25	29-17
While UM is RV (only)	6-2	6-2	45-15	20-9
Leading at halftime	15-1	8-1	121-17	53-14
Trailing at halftime	3-6	3-4	31-56	18-31
Tied at halftime	4-3	0-2	9-6	3-4
In overtime games	1-1	1-1	8-8	5-4
Single overtime	1-0	1-0	5-6	3-2
Double overtime	0-0	—	3-1	2-1
Leading w/2:00 left in regulation	19-2	8-1	147-10	67-5
Trailing w/2:00 left in regulation	2-8	2-6	11-66	6-43
Tied w/2:00 left in regulation	1-0	1-0	3-1	1-1
UM shoots 50% or better from field	14-2	5-1	66-7	24-3
UM shoots 40-49% from field	6-1	5-1	77-25	42-21
UM shoots under 40% from field	2-7	1-5	19-47	9-25
Opp. shoots 50% or better from field	5-3	4-3	14-27	9-17
Opp. shoots 40-49% from field	9-5	6-3	69-34	37-20
Opp. shoots under 40% from field	8-2	1-1	80-17	30-11
UM shoots 70% or better from line	9-4	7-3	98-39	46-24
UM shoots less than 70% from line	13-5	4-3	63-39	38-23
UM makes more 3-point FGs	15-4	7-4	87-32	41-26
UM makes fewer 3-point FGs	4-4	2-2	47-33	24-19
3-point FGs are even	3-2	2-1	18-7	10-4
4+ Canes in double figures	12-4	7-3	81-17	35-12
3 Canes in double figures	8-2	4-1	60-28	32-13
2 or fewer Canes in double figures	2-4	0-3	20-34	8-24
Outrebounding opponent	13-3	5-2	105-27	42-18
Opp. outrebounds UM	9-6	6-4	49-51	30-30
Tied in rebounds	0-1	0-1	6-1	3-1
UM records 10 or more steals	0-2	0-2	21-6	7-3
UM records 15 or more assists	11-1	4-1	53-5	24-4
UM commits fewer than 15 turnovers	19-6	9-5	137-62	64-41
UM commits 15 or more turnovers	3-3	2-2	22-10	9-8
UM commits fewer turnovers than opp.	15-3	7-3	88-29	42-17
UM commits more turnovers than opp.	6-4	3-2	55-34	24-22
Tied in turnovers	1-3	0-2	15-15	9-10
UM scores 59 points or fewer	2-4	0-3	13-38	7-24
UM scores 60-69 points	4-3	3-1	42-26	23-12
UM scores 70-79 points	5-2	3-2	62-13	28-11
UM scores 80-89 points	9-0	4-0	31-1	12-1
UM scores 90-99 points	2-1	1-1	12-1	4-1
UM scores 100 or more points	0-0	—	1-0	0-0
Playing during morning (11 a.m.)	—	—	1-1	—
Playing during afternoon	8-5	5-4	52-29	31-21
Playing in evening (5 p.m. or later)	14-5	6-3	106-48	44-28
Games decided by 3 points or fewer	6-2	5-1	22-15	14-10
Games decided by 4-10 points	6-7	4-6	50-33	28-25
Games decided by 11-19 points	5-1	2-0	53-22	22-9
Games decided by 20+ points	5-0	—	36-8	11-4

INDIVIDUAL HIGHS/LOWS

MIAMI INDIVIDUAL GAME HIGHS

Points	26, Lonnie Walker vs Boston U. (12/05/17)
Field Goals Made	10, Dewan Huell at Minnesota (11/29/17)
Field Goal Att.	18, Lonnie Walker vs. Louisville (1/24/18)
3-Point FG Made	6, DJ Vasiljevic at Florida State (1/27/18)
3-Point FG Att.	10, Chris Lykes vs. Syracuse (2/17/18)
	10, DJ Vasiljevic, 3x, last at BC (2/10/18)
Free Throws Made	12, Bruce Brown Jr. vs. Florida State (1/7/18)
Free Throw Att.	14, Bruce Brown Jr. vs. Florida State (1/7/18)
Rebounds	13, Anthony Lawrence at Virginia Tech (2/3/18)
	13, Dewan Huell vs. Duke (1/15/18)
Assists	10, Bruce Brown vs Gardner-Webb (11/10/17)
Steals	5, Anthony Lawrence vs. Duke (1/15/18)
Blocked Shots	4, Bruce Brown at Georgia Tech (1/3/18)
Turnovers	5, 3x, last Ja'Quan Newton vs. Va. Tech (3/3/18)
Minutes	41, Lonnie Walker at Florida State (1/27/18)

OPPONENT INDIVIDUAL GAME HIGHS

Points	31, Joel Berry, North Carolina (2/27/18)
Field Goals Made	12, Jerome Robinson, BC (2/14/18)
	12, Omer Yurtseven, NC State (1/21/18)
Field Goal Att.	23, Josh Okogie, Georgia Tech (1/3/18)
3-Point FG Made	6, Gary Trent Jr., Duke (1/15/18)
3-Point FG Att.	11, Jared Wilson-Frame & Parker Stewart, Pitt (1/31/18)
Free Throws Made	9, Josh Okogie, Georgia Tech (1/3/18)
Free Throw Att.	12, Josh Okogie, Georgia Tech (1/3/18)
Rebounds	16, B.J. Johnson, La Salle (11/22/17)
Assists	14, Markell Johnson, NC State (1/21/18)
Steals	5, 2x, last by Grayson Allen, Duke (1/15/18)
Blocked Shots	7, Reggie Lynch, Minnesota (11/29/17)
Turnovers	7, 2x, last by Jose Alvarado, Ga. Tech (1/3/18)

MIAMI'S LARGEST IN 2017-18

Lead.....	37, vs. Gardner-Webb, 11/10
Deficit.....	17 (2H), North Carolina, 3/8
	13 (1H), vs. Middle Tennessee, 12/25
Halftime Lead	24, vs. Florida A&M, 11/16
Halftime Deficit	11, Virginia, 2/13
Margin of Victory	34, vs. Navy, 11/12
Margin of Defeat	17, vs. North Carolina, 3/8
Deficit in Win	14 (2H), vs. Boston College, 2/24
Halftime Deficit in Win	7, Virginia Tech, 3/3
Lead in Loss	14, vs. North Carolina (1H), 3/8
	13, vs. Duke (2H), 1/15
Halftime Lead in Loss	1, at Boston College, 2/10
Most Points in First Half.....	46, vs. Florida A&M, 11/16
Fewest Points in First Half.....	16, Virginia, 2/13
Opponent Most Points in 1st Half.....	44, at Florida State, 1/27
Opponent Fewest Points in 1st Half	15, at GW, 12/16
Most Points in 2nd Half.....	52, Wake Forest, 2/7
Fewest Points in 2nd Half.....	26, at Boston College, 2/10
	26, at Georgia Tech, 1/3
Opponent Most Points in 2nd Half.....	52, at N. Carolina, 2/27
	52, vs. Middle Tenn., 12/25
Opponent Fewest Points in 2nd Half.....	22, Gardner-Webb, 11/10

2017-18 STARTERS BY GAME

Opp.	Guard	Guard	Guard	Guard	Center
GWebb	Newton	Brown	Vasiljevic	Lawrence	Huell
Navy	Newton	Brown	Vasiljevic	Lawrence	Huell
FAMU	Newton	Brown	Vasiljevic	Lawrence	Huell
La Salle	Newton	Brown	Vasiljevic	Lawrence	Huell
UNF	Newton	Brown	Vasiljevic	Lawrence	Huell
MINN	Newton	Brown	Vasiljevic	Lawrence	Huell
PRIN	Newton	Brown	Vasiljevic	Lawrence	Huell
BU	Newton	Walker	Vasiljevic	Lawrence	Huell (1; 1-0)
at GW	Newton	Brown	Vasiljevic	Lawrence	Huell
at Hawaii	Newton	Brown	Vasiljevic	Lawrence	Huell
vs NMSU	Newton	Brown	Vasiljevic	Lawrence	Huell
vs MTSU	Newton	Brown	Vasiljevic	Lawrence	Huell
at Pitt	Newton	Brown	Vasiljevic	Lawrence	Huell
at GT	Newton	Brown	Vasiljevic	Lawrence	Huell (13; 11-2)
vs FSU	Newton	Brown	Walker	Lawrence	Huell
at CLEM	Newton	Brown	Walker	Lawrence	Huell
Duke	Newton	Brown	Walker	Lawrence	Huell
at NCSU	Newton	Brown	Lykes	Lawrence	Huell (1; 1-0)
L'VILLE	Newton	Brown	Walker	Lawrence	Huell
at FSU	Newton	Brown	Walker	Lawrence	Huell (5; 2-3)
PITT	Lykes	Vasiljevic	Walker	Lawrence	Huell
at VT	Lykes	Vasiljevic	Walker	Lawrence	Huell
WAKE	Lykes	Vasiljevic	Walker	Lawrence	Huell
at BC	Lykes	Vasiljevic	Walker	Lawrence	Huell
UVA	Lykes	Vasiljevic	Walker	Lawrence	Huell
SYR	Lykes	Vasiljevic	Walker	Lawrence	Huell (6; 3-3)
at ND	Newton	Walker	Lawrence	Huell	Izundu
BC	Newton	Walker	Lawrence	Huell	Izundu (2; 2-0)
at UNC	Lykes	Newton	Walker	Lawrence	Huell
VT	Newton	Robinson	Walker	Stowell	Huell (1; 1-0)
vs. UNC	Lykes	Newton	Walker	Lawrence	Huell
vs. LUC	Lykes	Newton	Walker	Lawrence	Huell (3; 1-2)

HIGHS/LOWS

Miami - GAME HIGHS

Points	94	at Florida State (1/27)
Field Goals Made	35	at Minnesota (11/29)
	35	Navy (11/12)
Field Goal Att.	78	Duke (1/15)
Field Goal Pct.	.600 (30-50)	vs Middle Tennessee (12/25)
3 Pt FG Made	17*	at Florida State (1/27)
3 Pt FG Att.	34	at Florida State (1/27)
3 Pt FG Pct.	.560 (14-25)	vs Princeton (12/2)
Free Throws Made	26	Wake Forest (2/7)
Free Throw Att.	37	Wake Forest (2/7)
Free Throw Pct.	.923 (12-13)	at North Carolina (2/27)
Rebounds	49	Louisville (1/24)
Assists	26	at NC State (1/21)
Steals	13	Duke (1/15)
Blocks	8	at Pitt (12/30/17)
Turnovers	18	at Georgia Tech (1/3)
Fouls	25	at Florida State (1/27)

Opponent - GAME HIGHS

Points	103	at Florida State (1/27)
Field Goals Made	33	at Florida State (1/27)
Field Goal Att.	71	vs. North Carolina (3/8)
Field Goal Pct.	.600 (33-55)	at Florida State (1/27)
3 Pt FG Made	13	at North Carolina (2/27)
3 Pt FG Att.	32	vs Princeton (12/2)
3 Pt FG Pct.	.571 (12-21)	at Clemson (1/13)
Free Throws Made	28	at Florida State (1/27)
Free Throw Att.	39	at Florida State (1/27)
Free Throw Pct.	1.000 (6-6)	Florida A&M (11/16)
Rebounds	52	vs. North Carolina (3/8)
Assists	22	at NC State (1/21)
Steals	13	at Georgia Tech (1/3)
Blocks	12	at Minnesota (11/29)
Turnovers	20	North Florida (11/25)
Fouls	26	Wake Forest (2/7)
	26	vs Middle Tennessee (12/25)

Miami - GAME LOWS

Points	50	Virginia (2/13)
FG Made	18	Virginia (2/13)
	18	vs New Mexico State (12/23)
FG Att.	47	Virginia (2/13)
FG Pct.	.339 (20-59)	Syracuse (2/17)
3 Pt FG Made	2	vs New Mexico State (12/23)
3 Pt FG Att.	9	vs Loyola Chicago (3/15)
3 Pt FG Pct.	.111 (2-18)	vs New Mexico State (12/23)
Free Throws Made	4	at GW (12/16)
Free Throw Att.	8	at GW (12/16)
Free Throw Pct.	.429 (6-14)	at Notre Dame (2/19)
Rebounds	24	Virginia (2/13)
	24	at NC State (1/21)
Assists	4	vs New Mexico State (12/23)
Steals	1	vs New Mexico State (12/23)
Blocks	1	Pitt (1/31)
	1	North Florida (11/25)
Turnovers	7	Syracuse (2/17)
	7	at Florida State (1/27)
Fouls	11	Pitt (1/31)

Opponent - GAME LOWS

Points	45	Gardner-Webb (11/10)
FG Made	15	vs La Salle (11/22)
FG Att.	47	at Pitt (12/30)
FG Pct.	.288 (15-52)	vs La Salle (11/22)
3 Pt FG Made	0	vs La Salle (11/22)
3 Pt FG Att.	15	vs Middle Tennessee (12/25)
	15	vs La Salle (11/22)
3 Pt FG Pct.	.000 (0-15)	vs La Salle (11/22)
Free Throws Made	1	Gardner-Webb (11/10)
Free Throw Att.	3	Pitt (1/31)
Free Throw Pct.	.167 (1-6)	Gardner-Webb (11/10)
Rebounds	23	at Pitt (12/30)
Assists	3	vs La Salle (11/22)
Steals	2	vs Middle Tennessee (12/25)
Blocks	0	4 times, last vs MTSU (12/25)
Turnovers	7	at Florida State (1/27)
Fouls	12	at NC State (1/21)
	12	at GW (12/16)

*denotes school record

THE LAST TIME ...

Player Scored 30 Points

Miami Bruce Brown (30) vs. North Carolina, 1/28/17
Opponent Joel Berry (31) at North Carolina, 2/27/18

Player Scored 35 Points

Miami Jack McClinton (35) vs. North Carolina, 3/15/09
Opponent Xavier Rathan-Mayes (35) vs. Florida State, 2/25/15

Player Scored 40 Points

Miami Darius Rice (43) vs. Connecticut, 1/20/03
Opponent Sean Singletary (41), Virginia, 3/1/08

Two Players Scored 20 Points

Miami Lonnie Walker IV (23), DJ Vasiljevic (20), at Florida State, 1/27/18
Opponent Jerome Robinson (29), Ky Bowman (24), at Boston College, 2/10/18

Three Players Scored 20 Points

Miami Dwayne Collins (23), Brian Asbury (21), Jack McClinton (20) vs. Virginia Tech, 1/25/09
Opponent Travis Mays (40), Alvin Hegg (22), Lance Blanks (21), Texas, 2/22/89

Five (not 5+) Players Scored in Double Figures

Miami Lonnie Walker IV (19), Ja'Quan Newton (16), Chris Lykes (13), Sam Waardenburg (12), Dewan Huell (10) vs. Wake Forest, 2/7/18
Opponent Justin Robinson (15), Chris Clarke (13), Ahmed Hill (12), Seth Allen (10), Zach LeDay (10) vs. Virginia Tech, 2/9/17

Six (not 6+) Players Scored in Double Figures

Miami Chris Lykes (18), Ja'Quan Newton (15), Dewan Huell (14), Lonnie Walker (13), Ebuka Izundu (12), DJ Vasiljevic (10) at North Carolina, 2/27/18
Opponent Phil Cofer (21), Braian Angola (18), CJ Walker (17), Terance Mann (14), MJ Walker (13), Christ Koumadje (13) at Florida State, 1/27/18

Seven+ Players Scored in Double Figures

Miami Sheldon McClellan (18), Ja'Quan Newton (15), James Palmer (14), Ebuka Izundu (11) Angel Rodriguez (11), Ivan Cruz Uceda (10), Anthony Lawrence Jr. (10) vs. Mississippi State 11/19/15

Player Grabbed 15 Rebounds

Miami Kamari Murphy (15), at Duke, 1/21/17
Opponent Brice Johnson (15) vs. North Carolina, 2/20/16

Two Players Grabbed 10 Rebounds

Miami Dewan Huell (12) and Bruce Brown (11), vs. Louisville, 1/24/18
Opponent Luke Maye (13) and Theo Pinson (11), vs. North Carolina, 3/9/18

Three Players Grabbed 10 Rebounds

Miami Mark Richardson (11), Eric Brown (10), Joe Wylie (10) vs. FIU, 3/6/89
Opponent Matt Harpring (12), Dion Glover (10), Michael Maddox (10), Ga. Tech, 12/27/97

Player Had 10 Assists

Miami Bruce Brown (10), vs. Gardner-Webb, 11/10/17
Opponent John Gillon (11), at Syracuse, 1/4/17

Player Had 10 Blocks

Miami Anthony King (10) vs. Florida Atlantic, 11/29/04
Opponent Jarvis Varnado (10), Mississippi State, 12/13/07

Player Had a Double-Double

Miami Anthony Lawrence II (25 pts, 13 reb), at Virginia Tech, 2/3/18
Opponent Theo Pinson (25 pts, 11 reb) vs. North Carolina, 3/8/18

Player Had a Triple-Double

Miami Bruce Brown (10 pts, 11 reb, 11 ast), vs. Gardner-Webb, 11/10/17
Opponent Brendan Haywood (18 pts, 14 reb, 10 blks), North Carolina, 12/4/00

Two Players Had Double-Doubles

Miami Kamari Murphy (11 pts, 13 reb) & Davon Reed (10 pts, 12 reb) vs. Buffalo, 3/17/16
Opponent Theo Pinson (25 pts, 11 ast) & Luke Maye (14 pts, 10 reb), at UNC, 2/27/18

Team Scored 100 Points

Miami 105 vs. Mississippi State, 11/19/15
Opponent 103 at Florida State, 1/27/18

Team Scored 90-99 Points

Miami 91 at North Carolina, 2/27/18
Opponent 96 at Wake Forest, 1/18/17

Team Scored 50 Points in a Half

Miami 52 (2nd half) vs. Wake Forest, 2/7/18
Opponent 50 (2nd half) vs. North Carolina, 3/9/18

Team Shot 50 Percent in Both Halves

Miami .562 (18-32) / .533 (16-30), at North Carolina, 2/27/18
Opponent .552 (16-29) / .536 (15-28), at North Carolina, 2/27/18

Team Shot 60 Percent in a Half

Miami .600 (21-35), second half, at NC State, 1/21/18
Opponent .655 (19-29), first half, vs. Boston College, 2/24/18

Team Shot 70 Percent in a Half

Miami .720 (18-25), second half, vs. Middle Tennessee, 12/25/17

Team Shot 60 Percent in a Game

Miami .600 (30-50) vs. Middle Tennessee, 12/25/17
Opponent .600 (33-55) at Florida State, 1/27/18

Team Shot Less Than 30 Percent in a Game

Miami .293 (12-41) vs. Eastern Kentucky, 12/19/14
Opponent .290 (18-62) vs. South Carolina State, 12/6/16

Team Won by 50+ Points

Miami 50 vs. Nova Southeastern, 11/16/09
Opponent 53 vs. Notre Dame, 2/22/86

Team won by 40-49 Points

Miami 49 vs. Western Carolina, 11/11/16
Opponent 41 at North Carolina, 1/31/07

Team Won by 30-39 Points

Miami 31 vs. Florida A&M, 11/16/17
Opponent 32 at Charlotte, 11/28/00

Overtime

Miami won in overtime 78-75 (OT) vs. Louisville, 1/24/18
Miami lost in overtime 103-94 (OT) at Florida State, 1/27/18

Rankings

Miami defeated a ranked opponent 91-88 at No. 9 North Carolina, 2/27/18
Miami lost to a ranked opponent 82-65 vs. No. 12 North Carolina, 3/9/18
Miami defeated a top 5 opponent 64-61 vs. No. 3 Virginia, 2/22/16
Miami lost to a top 5 opponent 59-50 vs. No. 1 Virginia, 2/13/18

THE LAST TIME A MIAMI FRESHMAN ...

Scored 30 Points: Bruce Brown (30), vs. North Carolina, 1/28/17

Scored 20+ Points: Lonnie Walker IV (23), at Florida State, 1/27/18

Perfect from Field (5+ att): Reggie Johnson (RS), 8-of-8, vs. Wake Forest, 3/11/10

Perfect from 3-Pt (3+ att): Anthony Lawrence, 4-of-4, vs. Notre Dame, 2/3/16

10+ Rebounds: Bruce Brown, 12, vs. George Washington, 12/22/16

10+ Assists: Bruce Brown, 10, vs. South Carolina State, 12/6/16

5-9 Assists: Chris Lykes, 5, vs. Pitt, 1/31/18

5+ Steals: Shane Larkin, 6, vs. North Carolina, 1/10/12

4+ Blocks: Raphael Akpejiori, 4, McNeese State, 11/24/10

Double-Double: Bruce Brown (14 pts, 12 reb), vs. George Washington, 12/22/16

Triple-Double: Bruce Brown (11 pts, 11 reb, 10 ast), vs. South Carolina State, 12/6/16



JIM LARRAÑAGA

8TH SEASON AT MIAMI (161-79)
35TH SEASON AS HEAD COACH (631-413)

PERSONAL

Hometown Bronx, N.Y.
Born Oct. 2, 1949
Family Wife: Liz, Sons: Jay and Jon
 Grandchildren: Tia, James, Jon Temple, Henry
Education Providence College, 1971, B.A. Economics
 Archbishop Molloy High School, 1967

PLAYING CAREER

Geronemo Basketball Club (Belgium), 1976-77
 Providence College, 1967-71
 Archbishop Molloy, 1963-67

COACHING EXPERIENCE

Head Coach

2011-present Miami
 1997-2011 George Mason
 1986-97 Bowling Green
 1977-79 American International

Assistant Coach

1979-86 Virginia
 1971-76 Davidson

Player/Coach

1977 Geronemo Basketball Club (Belgium)

IN THE HISTORY BOOKS

- 11th winningest active Division I head coach (631 wins)
- 44th in wins among Division I head coaches
- 17th in career wins in ACC games (84)
- 21st in career wins while in ACC (161)

COACHING HONORS

AP, Naismith, Iba, Rupp Coach of the Year, 2013
 NABC All-District II, 2013
 USBWA District IV Coach of the Year, 2013, 2016
 Clair Bee National Coach of the Year, 2006
 ACC Coach of the Year, 2013, 2016
 CAA Coach of the Year, 1999, 2011
 MAC Coach of the Year, 1997

TEAM HONORS

18 Postseason appearances
 Nine NCAA tournament appearances
 1999, 2001, 2006, 2008, 2011, 2013, 2016, 2017, 2018
 Three Sweet 16 appearances ('06, '13, '16), One Final Four ('06)
 Eight postseason NIT appearances
 1990, 1991, 1997, 2002, 2004, 2009, 2012, 2015
 12 20-win seasons

NOTABLE NBA PLAYERS COACHED

Lance Blanks (UVA)	Frank Booker (BGSU)	Bruce Brown Jr. (UM)
Rick Carlisle (UVA)	Antonio Daniels (BGSU)	Jeff Jones (UVA)
Andrew Kennedy (UVA)	Jeff Lamp (UVA)	Shane Larkin (UM)
Lewis Latimore (UVA)	Sheldon Mac (UM)	Jason Miskiri (GMU)
Olden Polynice (UVA)	Lee Raker (UVA)	Davon Reed (UM)
Ralph Sampson (UVA)	Tom Sheehy (UVA)	Clinton Venable (BGSU)
Lonnie Walker IV (UM)	Othell Wilson (UVA)	

STUDENT-ATHLETE HONORS

At Miami

- One All-American
- One USBWA All-District IV selection
- One Basketball Times All-District
- One ACC Player of the Year
- One ACC Defensive Player of the Year
- One ACC Tournament MVP
- 14 All-ACC postseason selections
- Five ACC-All-Defensive Team selections
- One ACC All-Rookie Team selection
- Four ACC Academic Honor Roll picks
- Seven ACC Players of the Week
- One ACC Rookie of the Week
- Six ACC All-Tournament team selections
- Two NIT All-Tournament Team picks
- Two NABC Honors Court selections

Prior to Miami

- Two All-Americans
- 28 All-CAA selections
- Nine CAA All-Defensive Team picks
- Eight CAA All-Rookie Team picks
- Three Dean Ehlers Award winners (given to CAA player who best meets criteria of academic achievement, leadership and community service)
- 12 All-MAC selections
- Two MAC Freshman of Year selections
- Four MAC All-Freshman Team picks

YEAR-BY-YEAR RESULTS

Year	School	Overall	Conference		
		W-L	W-L	Finish	Postseason
1977-78	American Int'l	14-13	—	—	—
1978-79	American Int'l	13-13	—	—	—
1986-87	Bowling Green	15-14	10-6	3	—
1987-88	Bowling Green	12-16	7-9	t-5	—
1988-89	Bowling Green	13-15	6-10	t-6	—
1989-90	Bowling Green	18-11	9-7	t-3	NIT First Round (0-1)
1990-91	Bowling Green	17-13	9-7	t-4	NIT First Round (0-1)
1991-92	Bowling Green	14-15	8-8	5	—
1992-93	Bowling Green	11-16	8-10	t-6	—
1993-94	Bowling Green	18-10	12-6	t-2	—
1994-95	Bowling Green	16-11	10-8	t-5	—
1995-96	Bowling Green	14-13	9-9	t-6	—
1996-97	Bowling Green	22-10	13-5	t-1	NIT First Round (0-1)
1997-98	George Mason	9-18	6-10	6	—
1998-99	George Mason	19-11	13-3	1	NCAA First Round (0-1)
1999-00	George Mason	19-11	12-4	t-1	—
2000-01	George Mason	18-12	11-5	3	NCAA First Round (0-1)
2001-02	George Mason	19-10	13-5	2	NIT First Round (0-1)
2002-03	George Mason	16-12	11-7	4	—
2003-04	George Mason	23-10	12-6	3	NIT Third Round (2-1)
2004-05	George Mason	16-13	10-8	6	—
2005-06	George Mason	27-8	15-3	t-1	NCAA Final Four (4-1)
2006-07	George Mason	18-15	9-9	5	—
2007-08	George Mason	23-11	12-6	2	NCAA First Round (0-1)
2008-09	George Mason	22-11	13-5	2	NIT First Round (0-1)
2009-10	George Mason	17-15	12-6	4	CIT First Round (0-1)
2010-11	George Mason	27-7	16-2	1	NCAA Second Round (1-1)
2011-12	Miami	20-13	9-7	t-4	NIT Second Round (1-1)
2012-13	Miami	29-7	15-3	1	NCAA Sweet 16 (2-1)
2013-14	Miami	17-16	7-11	10	—
2014-15	Miami	25-13	10-8	6	NIT Finals (4-1)
2015-16	Miami	27-8	13-5	t-2	NCAA Sweet 16 (2-1)
2016-17	Miami	21-12	10-8	t-7	NCAA First Round (0-1)
2017-18	Miami	22-10	11-7	t-3	NCAA First Round (0-1)
Overall		631-413	341-213		9 NCAA, 8 NIT, 1 CIT

2 years	American Int'l	27-26 (.509)
11 years	Bowling Green	170-144 (.541)
14 years	George Mason	273-164 (.625)
8 years	Miami	161-79 (.671)
35 years		631-413 (.604)

2017-18 Miami Men's Basketball
Miami (FL) Combined Team Statistics (as of Mar 15, 2018)
All games

RECORD:	OVERALL	HOME	AWAY	NEUTRAL
ALL GAMES	22-10	11-3	8-4	3-3
CONFERENCE	11-7	6-3	5-4	0-0
NON-CONFERENCE	11-3	5-0	3-0	3-3

#	Player	gp-gs	min	avg	Total		3-Point		F-Throw		Rebounds										pts	avg
					fg-fga	fg%	3fg-fga	3fg%	ft-fa	ft%	off	def	tot	avg	pf	dq	a	to	blk	stl		
04	Lonnie Walker	32-18	888	27.8	132-318	.415	56-162	.346	48-65	.738	13	70	83	2.6	51	2	61	37	15	30	368	11.5
20	Dewan Huell	32-32	825	25.8	147-255	.576	0-3	.000	71-103	.689	65	148	213	6.7	60	0	14	44	31	16	365	11.4
11	Bruce Brown	19-19	640	33.7	78-188	.415	16-60	.267	44-70	.629	25	110	135	7.1	43	1	76	43	15	25	216	11.4
02	Chris Lykes	32-10	690	21.6	100-249	.402	48-139	.345	59-82	.720	3	36	39	1.2	70	0	75	58	1	25	307	9.6
01	DJ Vasiljevic	32-20	731	22.8	104-231	.450	67-163	.411	14-16	.875	15	65	80	2.5	49	0	14	16	2	13	289	9.0
00	Ja'Quan Newton	32-26	849	26.5	109-245	.445	7-27	.259	57-92	.620	15	61	76	2.4	49	0	84	61	5	30	282	8.8
03	Anthony Lawrence	32-31	975	30.5	100-214	.467	38-88	.432	43-63	.683	45	163	208	6.5	81	2	74	53	31	46	281	8.8
15	Ebuka Izundu	32-2	467	14.6	72-104	.692	0-0	.000	16-34	.471	56	64	120	3.8	76	1	8	27	20	15	160	5.0
21	Sam Waardenburg	21-0	310	14.8	24-58	.414	14-32	.438	7-8	.875	26	33	59	2.8	31	0	17	14	9	10	69	3.3
14	Rodney Miller	15-0	52	3.5	8-14	.571	0-0	.000	2-12	.167	3	4	7	0.5	7	0	0	3	1	0	18	1.2
05	Mike Robinson	7-1	12	1.7	1-4	.250	1-3	.333	0-0	.000	0	0	0	0.0	1	0	1	0	0	0	3	0.4
35	Chris Stowell	7-1	11	1.6	0-1	.000	0-1	.000	1-2	.500	0	1	1	0.1	0	0	0	0	0	0	1	0.1
	Team										52	40	92		1			11			2	
	Total.....	32	6450		875-1881	.465	247-678	.364	362-547	.662	318	795	1113	34.8	519	6	424	367	130	210	2361	73.8
	Opponents.....	32	6450		794-1841	.431	215-655	.328	368-517	.712	312	775	1087	34.0	526	8	423	412	108	182	2173	67.9

TEAM STATISTICS	UM	OPP
SCORING	2361	2173
Points per game	73.8	67.9
Scoring margin	+5.9	-
FIELD GOALS-ATT	875-1881	794-1841
Field goal pct	.465	.431
3 POINT FG-ATT	247-678	215-655
3-point FG pct	.364	.328
3-pt FG made per game	7.7	6.7
FREE THROWS-ATT	362-547	368-517
Free throw pct	.662	.712
F-Throws made per game	11.3	11.5
REBOUNDS	1113	1087
Rebounds per game	34.8	34.0
Rebounding margin	+0.8	-
ASSISTS	424	423
Assists per game	13.3	13.2
TURNOVERS	367	412
Turnovers per game	11.5	12.9
Turnover margin	+1.4	-
Assist/turnover ratio	1.2	1.0
STEALS	210	182
Steals per game	6.6	5.7
BLOCKS	130	108
Blocks per game	4.1	3.4
ATTENDANCE	99639	182089
Home games-Avg/Game	14-7117	12-10116
Neutral site-Avg/Game	-	6-10117

Score by Periods	1st	2nd	OT	Totals
Miami (FL)	1094	1247	20	2361
Opponents	962	1185	26	2173

Date	Opponent		Score	Att.
11/10/17	GARDNER-WEBB	W	77-45	7073
11/12/17	NAVY	W	89-55	6611
11/16/17	FLORIDA A&M	W	90-59	6735
1 11/22/17	vs La Salle	W	57-46	6735
11/25/17	NORTH FLORIDA	W	86-65	7189
11/29/17	at Minnesota	W	86-81	14625
2 12/02/17	vs Princeton	W	80-52	8426
12/05/17	BOSTON UNIVERSITY	W	69-54	6893
12/16/17	at George Washington	W	59-50	3862
3 12/22/17	at Hawai'i	W	75-57	7669
3 12/23/17	vs New Mexico State	L	54-63	5946
3 12/25/17	vs Middle Tennessee	W	84-81	6062
* 12/30/17	at Pitt	W	67-53	5307
* 01/03/18	at Georgia Tech	L	54-64	5568
* 01/07/18	FLORIDA STATE	W	80-74	7647
* 01/13/18	at Clemson	L	63-72	9000
* 01/15/18	DUKE	L	75-83	7972
* 01/21/18	at NC State	W	86-81	17265
* 01/24/18	LOUISVILLE	Wot	78-75	7190
* 01/27/18	at Florida State	Lot	94-103	11675
* 01/31/18	PITT	W	69-57	7169
* 02/03/18	at Virginia Tech	W	84-75	9275
* 02/07/18	WAKE FOREST	W	87-81	6774
* 02/10/18	at Boston College	L	70-72	7740
* 02/13/18	VIRGINIA	L	50-59	7333
* 02/17/18	SYRACUSE	L	55-62	6879
* 02/19/18	at Notre Dame	W	77-74	9149
* 02/24/18	BOSTON COLLEGE	W	79-78	7010
* 02/27/18	at North Carolina	W	91-88	20251
* 03/03/18	VIRGINIA TECH	W	69-68	7164
4 03/08/18	vs North Carolina	L	65-82	17732
5 03/15/18	vs Loyola Chicago	L	62-64	15802

* = Conference game

1 = Reading. Pa.

2 = Hoophall Miami Invitational. Miami, Fla.

3 = Diamond Head Classic, Honolulu, Hawaii

4 = ACC Tournament, Brooklyn, N.Y.

5 = NCAA Tournament, Dallas, Texas

2017-18 Miami Men's Basketball
Miami (FL) Game-by-Game Highs (as of Mar 19, 2018)
All games

Opponent	Date	Score	Points	Rebounds	Assists	Steals	Blocked shots
GARDNER-WEBB	11/10/17	77-45	14-Dewan Huell Ebuka Izundu	11-Bruce Brown	10-Bruce Brown	2-Anthony Lawrence	2-Dewan Huell
NAVY	11/12/17	89-55	16-DJ Vasiljevic	10-Dewan Huell	6-Bruce Brown	2-DJ Vasiljevic Chris Lykes	2-Anthony Lawrence Ebuka Izundu
FLORIDA A&M	11/16/17	90-59	15-Ja'Quan Newton DJ Vasiljevic Bruce Brown	8-Bruce Brown	4-Bruce Brown Chris Lykes Ja'Quan Newton	2-Dewan Huell Bruce Brown	3-Ebuka Izundu
vs La Salle	11/22/17	57-46	16-Dewan Huell	11-Bruce Brown	5-Anthony Lawrence	2-Ja'Quan Newton Lonnie Walker	3-Anthony Lawrence
NORTH FLORIDA	11/25/17	86-65	14-Anthony Lawrence Bruce Brown	7-Bruce Brown Ebuka Izundu	4-Chris Lykes Bruce Brown	3-Anthony Lawrence Bruce Brown	1-Sam Waardenburg
at Minnesota	11/29/17	86-81	23-Dewan Huell	9-Bruce Brown	9-Ja'Quan Newton	3-Chris Lykes	2-Ebuka Izundu
vs Princeton	12/02/17	80-52	20-DJ Vasiljevic	10-Anthony Lawrence	5-Ja'Quan Newton	3-Ja'Quan Newton	2-Anthony Lawrence
BOSTON UNIVERSITY	12/05/17	69-54	26-Lonnie Walker	7-Lonnie Walker	6-Anthony Lawrence	3-Ja'Quan Newton	3-Dewan Huell
at George Washington	12/16/17	59-50	15-Dewan Huell	12-Dewan Huell	3-Lonnie Walker Ja'Quan Newton Anthony Lawrence Bruce Brown	3-Bruce Brown	1-Lonnie Walker Ebuka Izundu Anthony Lawrence Dewan Huell
at Hawai'i	12/22/17	75-57	16-Ja'Quan Newton Dewan Huell	6-Dewan Huell	8-Bruce Brown	2-Lonnie Walker	2-Dewan Huell Ebuka Izundu
vs New Mexico State	12/23/17	54-63	15-DJ Vasiljevic	9-Dewan Huell	1-DJ Vasiljevic Dewan Huell Anthony Lawrence Bruce Brown	1-Ebuka Izundu	2-Dewan Huell Anthony Lawrence
vs Middle Tennessee	12/25/17	84-81	21-Dewan Huell	6-Bruce Brown	6-Ja'Quan Newton	2-Bruce Brown	1-Bruce Brown Dewan Huell Anthony Lawrence
at Pitt	12/30/17	67-53	12-Anthony Lawrence	7-Dewan Huell	4-Ja'Quan Newton	2-DJ Vasiljevic Ja'Quan Newton	3-Anthony Lawrence
at Georgia Tech	01/03/18	54-64	13-Dewan Huell	12-Anthony Lawrence	5-Chris Lykes	3-Bruce Brown	4-Bruce Brown
FLORIDA STATE	01/07/18	80-74	23-Bruce Brown	12-Anthony Lawrence	4-Ja'Quan Newton DJ Vasiljevic	2-DJ Vasiljevic	2-Dewan Huell
at Clemson	01/13/18	63-72	16-Lonnie Walker Anthony Lawrence	7-Dewan Huell Bruce Brown Lonnie Walker	2-Dewan Huell	2-Bruce Brown Anthony Lawrence Dewan Huell	2-Bruce Brown
DUKE	01/15/18	75-83	19-Lonnie Walker	13-Dewan Huell	2-Bruce Brown Ja'Quan Newton Lonnie Walker Chris Lykes	5-Anthony Lawrence	2-Anthony Lawrence
at NC State	01/21/18	86-81	19-Bruce Brown	4-DJ Vasiljevic Bruce Brown	9-Bruce Brown	2-Lonnie Walker Ja'Quan Newton	1-Chris Lykes Dewan Huell
LOUISVILLE	01/24/18	78-75	25-Lonnie Walker	12-Dewan Huell	4-Chris Lykes	3-Bruce Brown	3-Bruce Brown
at Florida State	01/27/18	94-103	23-Lonnie Walker	7-Bruce Brown	5-Lonnie Walker Chris Lykes Bruce Brown	2-Dewan Huell Anthony Lawrence	1-Bruce Brown Lonnie Walker Ebuka Izundu
PITT	01/31/18	69-57	16-Lonnie Walker	10-Anthony Lawrence	5-Chris Lykes	2-Anthony Lawrence	1-Ebuka Izundu
at Virginia Tech	02/03/18	84-75	25-Anthony Lawrence	13-Anthony Lawrence	4-Ja'Quan Newton	2-Lonnie Walker	3-Anthony Lawrence
WAKE FOREST	02/07/18	87-81	19-Lonnie Walker	10-Dewan Huell	5-Chris Lykes	3-Anthony Lawrence	3-Lonnie Walker
at Boston College	02/10/18	70-72	17-DJ Vasiljevic	9-Anthony Lawrence	4-Anthony Lawrence	3-Sam Waardenburg	1-Dewan Huell Anthony Lawrence
VIRGINIA	02/13/18	50-59	19-Chris Lykes	7-Anthony Lawrence	2-Anthony Lawrence Lonnie Walker	2-Anthony Lawrence	1-Dewan Huell Anthony Lawrence Ebuka Izundu

2017-18 Miami Men's Basketball
Miami (FL) Game-by-Game Highs (as of Mar 19, 2018)
All games

Opponent	Date	Score	Points	Rebounds	Assists	Steals	Blocked shots
SYRACUSE	02/17/18	55-62	14-Chris Lykes	10-Dewan Huell	5-Anthony Lawrence	3-Anthony Lawrence	1-Sam Waardenburg Dewan Huell
at Notre Dame	02/19/18	77-74	19-Lonnie Walker	8-Ebuka Izundu	6-Anthony Lawrence	3-Ebuka Izundu	2-Ebuka Izundu
BOSTON COLLEGE	02/24/18	79-78	16-Dewan Huell	9-Anthony Lawrence Dewan Huell	4-Lonnie Walker	1-Chris Lykes Dewan Huell Anthony Lawrence Ja'Quan Newton	1-Anthony Lawrence Lonnie Walker
at North Carolina	02/27/18	91-88	18-Chris Lykes	8-Dewan Huell	4-Chris Lykes Sam Waardenburg	2-Sam Waardenburg	1-Dewan Huell Sam Waardenburg
VIRGINIA TECH	03/03/18	69-68	16-DJ Vasiljevic	6-Anthony Lawrence	7-Chris Lykes	2-Chris Lykes Anthony Lawrence Lonnie Walker	2-Anthony Lawrence
vs North Carolina	03/08/18	65-82	17-Ja'Quan Newton	7-Dewan Huell Ja'Quan Newton	3-Sam Waardenburg Lonnie Walker	1-Anthony Lawrence Lonnie Walker Dewan Huell Chris Lykes	3-Anthony Lawrence
vs Loyola Chicago	03/15/18	62-64	12-Lonnie Walker	7-Dewan Huell	4-Sam Waardenburg	2-Chris Lykes Anthony Lawrence	3-Dewan Huell

2017-18 Miami Men's Basketball
Miami (FL) Team Game-by-Game Comparison (as of Mar 19, 2018)
All games

Opponent	1st	2nd	Score	Mar	Total FG	FG Pct	3-Pointers	3FG Pct	Free Throws	FT Pct	Rebounds	Assist	T/Over	Block	Steal	Fouls
GARDNER-WEBB	27/23	50/22	77-45	+32	30-60/20-63	.500/.317	7-26/4-16	.269/.250	10-21/1-6	.476/.167	48/36 +12	21/10	12/14	3/0	5/5	15/19
NAVY	41/24	48/31	89-55	+34	35-64/21-63	.547/.333	9-23/6-21	.391/.286	10-16/7-9	.625/.778	42/33 +9	15/14	12/16	7/2	9/7	12/15
FLORIDA A&M	46/22	44/37	90-59	+31	34-58/24-59	.586/.407	12-26/5-16	.462/.313	10-22/6-6	.455/1000	36/28 +8	15/12	12/19	5/2	8/6	12/18
La Salle	19/19	38/27	57-46	+11	22-60/15-52	.367/.288	5-15/0-15	.333/.000	8-14/16-17	.571/.941	40/38 +2	10/3	10/15	5/3	6/4	16/18
NORTH FLORIDA	38/25	48/40	86-65	+21	33-66/23-59	.500/.390	3-15/8-26	.200/.308	17-23/11-12	.739/.917	39/32 +7	16/10	14/20	1/1	9/8	16/18
Minnesota	36/36	50/45	86-81	+5	35-69/28-63	.507/.444	10-25/5-16	.400/.313	6-11/20-26	.545/.769	34/41 (7)	20/12	8/12	4/12	8/4	20/13
Princeton	38/20	42/32	80-52	+28	30-60/19-61	.500/.311	14-25/8-32	.560/.250	6-9/6-9	.667/.667	39/31 +8	16/10	12/11	4/2	5/5	15/13
BOSTON UNIVERSITY	30/30	39/24	69-54	+15	25-48/21-65	.521/.323	11-21/7-25	.524/.280	8-15/5-8	.533/.625	35/32 +3	10/11	15/13	6/0	6/9	13/16
George Washington	32/15	27/35	59-50	+9	25-61/19-63	.410/.302	5-21/4-18	.238/.222	4-8/8-12	.500/.667	39/44 (5)	13/8	8/11	4/3	6/6	14/12
Hawai'i	33/33	42/24	75-57	+18	30-57/21-50	.526/.420	5-13/8-23	.385/.348	10-13/7-10	.769/.700	31/26 +5	11/13	9/16	5/0	6/3	15/17
New Mexico State	25/29	29/34	54-63	(9)	18-53/24-67	.340/.358	2-18/7-25	.111/.280	16-22/8-13	.727/.615	38/43 (5)	4/7	14/8	4/1	1/6	17/19
Middle Tennessee	34/29	50/52	84-81	+3	30-50/27-52	.600/.519	7-18/7-15	.389/.467	17-25/20-24	.680/.833	25/26 (1)	14/15	13/11	3/0	5/2	20/26
Pitt	30/19	37/34	67-53	+14	27-55/19-47	.491/.404	5-14/4-16	.357/.250	8-9/11-13	.889/.846	31/23 +8	11/10	15/19	8/3	8/5	12/14
Georgia Tech	28/28	26/36	54-64	(10)	21-56/23-59	.375/.390	4-19/1-10	.211/.100	8-11/17-23	.727/.739	39/38 +1	12/8	18/11	7/5	7/13	18/13
FLORIDA STATE	45/32	35/42	80-74	+6	26-51/25-69	.510/.362	5-16/5-24	.313/.208	23-32/17-26	.719/.654	32/44 (12)	15/10	15/15	2/5	6/11	20/22
Clemson	30/34	33/38	63-72	(9)	24-63/22-50	.381/.440	6-23/12-21	.261/.571	9-18/16-17	.500/.941	37/36 +1	5/13	8/12	5/7	10/2	18/16
DUKE	40/42	35/41	75-83	(8)	29-78/31-56	.372/.554	9-25/11-21	.360/.524	8-10/10-21	.800/.476	38/43 (5)	10/18	11/19	2/5	13/8	16/10
NC State	36/32	50/49	86-81	+5	34-59/31-57	.576/.544	10-19/7-18	.526/.389	8-12/12-16	.667/.750	24/29 (5)	26/22	10/15	2/3	9/4	16/12
LOUISVILLE	37/38	32/31	78-75	+3	24-65/27-65	.369/.415	6-22/5-22	.273/.227	22-31/16-25	.710/.640	49/38 +11	13/8	14/11	7/10	8/9	19/22
Florida State	39/44	44/39	94-103	(9)	34-68/33-55	.500/.600	17-34/9-19	.500/.474	9-13/28-39	.692/.718	29/35 (6)	17/16	7/7	3/2	4/2	25/15
PITT	34/25	35/32	69-57	+12	23-55/22-53	.418/.415	6-22/10-30	.273/.333	17-23/3-3	.739/1000	39/24 +15	15/16	8/11	1/2	3/3	11/19
Virginia Tech	44/32	40/43	84-75	+9	29-57/29-60	.509/.483	10-21/8-22	.476/.364	16-23/9-17	.696/.529	41/28 +13	9/13	13/9	7/3	4/4	16/17
WAKE FOREST	35/31	52/50	87-81	+6	26-55/31-65	.473/.477	9-22/9-22	.409/.409	26-37/10-15	.703/.667	33/35 (2)	14/18	9/13	5/2	7/6	15/26
Boston College	44/43	26/29	70-72	(2)	23-53/25-50	.434/.500	10-27/7-19	.370/.368	14-20/15-19	.700/.789	32/32 -	11/14	15/16	2/6	8/7	20/18
VIRGINIA	16/27	34/32	50-59	(9)	18-47/22-48	.383/.458	6-21/6-17	.286/.353	8-11/9-12	.727/.750	24/32 (8)	6/15	11/11	3/2	5/5	13/15
SYRACUSE	25/25	30/37	55-62	(7)	20-59/25-52	.339/.481	7-31/5-16	.226/.313	8-12/7-9	.667/.778	29/37 (8)	13/11	7/11	2/7	7/4	13/14
Notre Dame	38/29	39/45	77-74	+3	31-58/28-53	.534/.528	9-19/7-20	.474/.350	6-14/11-14	.429/.786	25/33 (8)	15/14	8/12	2/2	7/4	14/13
BOSTON COLLEGE	39/41	40/37	79-78	+1	30-65/30-53	.462/.566	6-21/4-17	.286/.235	13-15/14-25	.867/.560	39/27 +12	14/20	12/8	2/1	4/8	20/17
North Carolina	44/36	47/52	91-88	+3	34-62/31-57	.548/.544	11-22/13-27	.500/.481	12-13/13-20	.923/.650	26/31 (5)	14/18	10/13	2/4	7/7	19/16
VIRGINIA TECH	32/39	37/29	69-68	+1	24-50/23-49	.480/.469	11-26/9-20	.423/.450	10-18/13-19	.556/.684	26/33 (7)	17/16	13/15	4/2	8/4	16/16
North Carolina	31/32	34/50	65-82	(17)	26-70/29-71	.371/.403	6-19/6-25	.316/.240	7-13/18-23	.538/.783	41/52 (11)	11/19	8/8	6/8	4/5	20/13
Loyola Chicago	28/28	34/36	62-64	(2)	25-49/26-55	.510/.473	4-9/8-21	.444/.381	8-13/4-9	.615/.444	33/27 +6	11/19	16/10	7/3	7/6	13/14

Note: Game totals are displayed in the format TEAM/OPPONENT for each category



Official Basketball Box Score - Final
Miami (FL) vs Barry
103019 Walsco Center, Coral Gables, FL
2018-19 Miami Men's Basketball

Game Time: 07:00 PM
Game Duration: 01:46
Attendance: 5520

Officials
Lee CASSELL
Jefr PCN
Ron GRCOVER

Miami (FL)

Record: 0-0

NO.	Name	Min	FG		3P		FT		Rebounds			Fouls		TP	AS	TO	ST	Blocks		+/-
			M-A	M-A	M-A	M-A	OR	OR	TOT	PF	FD	PF	FD					BS	BA	
20	HERNANDEZ Dewan	F 27:47	8-11	1-1	0-0	0	0	9	10	3	3	19	4	5	1	2	0	34		
21	WARDENBURG Sam	F 21:17	0-1	0-1	0-0	0	1	1	0	2	0	0	0	0	1	1	0	0		
0	LYKES Chris	G 20:01	3-10	2-6	2-2	0	2	2	1	6	10	3	3	0	0	2	26			
1	VASILJEVIC DJ	G 22:04	4-2	2-5	7-7	0	5	5	1	2	17	2	2	1	0	0	26			
3	LAWRENCE Anthony	G 28:56	4-7	3-5	0-3	2	6	8	1	2	11	6	4	1	3	1	21			
22	GAK Deng	05:51	0-1	0-0	0-0	0	2	2	0	0	0	0	1	0	0	0	3			
5	JOHNSON Zach	25:52	6-10	1-2	4-5	1	2	3	1	3	17	1	0	1	1	0	22			
13	MAOK Anthony	04:02	1-2	1-1	0-0	0	1	1	0	0	3	0	0	0	0	0	1			
2	HERENTON Willie	01:46	0-0	0-0	1-2	0	0	0	0	1	1	0	0	1	0	0	-2			
15	IZUNDU Ebuka	22:24	5-7	0-0	3-5	0	3	7	4	4	13	1	0	1	0	0	13			
Team							1	2	3		0	0								
Totals			32-57	10-21	17-24	9	33	42	11	23	91	19	15	7	7	3	30			

Technical Fouls: NONE

Shooting By Period			
1 st	FG%	15-30 (50%)	
	3PT%	6-11 (54.5%)	
	FT%	5-9 (55.5%)	
2 nd	FG%	17-27 (63%)	
	3PT%	4-10 (40%)	
	FT%	12-15 (80%)	
GM	FG%	32-57 (56.1%)	
	3PT%	10-21 (47.6%)	
	FT%	17-24 (70.8%)	

Dead Ball Rebounds: 2, 1

Barry

Record: 0-0

NO.	Name	Min	FG		3P		FT		Rebounds			Fouls		TP	AS	TO	ST	Blocks		+/-
			M-A	M-A	M-A	M-A	OR	OR	TOT	PF	FD	PF	FD					BS	BA	
1	WALSHE Evan	F 24:58	6-9	2-3	0-0	0	0	6	6	2	2	14	1	1	1	0	1	-21		
5	BIRTS Tyron	F 16:23	2-6	0-0	0-0	2	2	4	2	0	4	1	1	0	1	1	-18			
15	TOMIC Mario	F 15:55	1-9	1-4	0-0	1	1	2	3	2	3	1	1	3	0	2	-4			
2	HCBBS Isiah	G 14:44	3-6	0-0	0-0	2	1	3	3	0	6	0	1	1	0	0	-12			
3	MOYA David	G 27:34	3-6	1-5	0-0	0	2	2	2	1	7	4	6	0	0	0	-16			
10	ESPE Lars	09:19	1-1	0-0	0-0	0	1	1	1	0	2	2	1	0	1	0	-14			
22	MORTENSEN Daniel	10:54	2-6	1-5	0-0	0	0	0	0	0	5	0	0	0	0	0	-12			
21	DOLVEN Johannes	10:21	0-3	0-0	0-0	1	1	2	2	3	0	0	2	1	0	3	-8			
11	MARONKIVICUS Justinas	11:59	1-6	0-2	1-2	2	2	4	0	1	3	0	0	0	1	0	-4			
4	SHERFIELD Miron	08:45	3-4	1-2	0-0	0	0	0	0	2	0	7	1	1	2	0	-4			
14	ALLENCIE Leandro	14:44	1-5	0-2	0-0	0	0	0	4	0	2	0	0	0	0	0	-21			
24	GLIZONIC Kennan	16:09	3-7	1-4	1-2	2	2	4	2	2	8	0	1	0	0	0	-12			
23	FRANCIS Charlie	01:46	0-0	0-0	0-0	0	0	0	0	0	0	0	0	0	0	0	2			
25	PEREZ Marcelo	16:31	0-3	0-2	0-0	0	1	1	1	0	0	1	0	1	0	0	-6			
Team							3	2	5		0	0								
Totals			26-72	7-29	24	13	21	34	24	11	61	11	15	9	3	7	-30			

Technical Fouls: Walshe 2nd 13:05

Shooting By Period			
1 st	FG%	14-34 (41.2%)	
	3PT%	5-17 (29.4%)	
	FT%	0-0 (0%)	
2 nd	FG%	12-38 (31.6%)	
	3PT%	2-12 (16.7%)	
	FT%	2-4 (50%)	
GM	FG%	26-72 (36.1%)	
	3PT%	7-29 (24.1%)	
	FT%	2-4 (50%)	

Dead Ball Rebounds: 1, 0

	Miami	Barry	Points from	Miami	Barry	Period by Period Scoring			
Biggest lead	35 (2 nd 2:24)	3 (1 st 19:19)	Turnovers	16	11		1st	2nd	TOT
Best Scoring Run	11 (2 nd 11:54)	5 (1 st 12:20)	Paint	40	34	Miami	41	50	91
Lead Changes	1		Second Chance	14	7				
Times Tied	3		Fast Breaks	7	14	Barry	33	28	61
Time with Lead	35:48	00:55	Bench	34	27				



22 DENG GAK

R-Fr. • 6-10 • 211 • Forward

Sydney, Australia

Blair Academy (N.J.)

2018-19 HIGHLIGHTS

CAREER HIGHS

Points

Career:

ACC:

Rebounds

Career:

ACC:

Assists

Career:

ACC:

Steals

Career:

ACC:

Blocked Shots

Career:

ACC:

Field Goals

Career:

ACC:

Field-Goal Attempts

Career:

ACC:

Free Throws

Career:

ACC:

Free-Throw Attempts

Career:

ACC:

3-Point Field Goals

Career:

ACC:

3-Point Field-Goal Attempts


Career:

ACC:

Minutes

Career:

ACC:



20 DEWAN HERNANDEZ

Jr. • 6-11 • 235 • Forward

Miami, Florida

Miami Norland HS

2018-19 HIGHLIGHTS

- Named to Kareem Abdul-Jabbar Award Watch List (one of 20 candidates), presented to nation's top center
- Legally changed last name from Huell to Hernandez in October to honor his mother, Christina Hernandez

2017-18				2016-17			
Opponent	P	R	A	Opponent	P	R	A
Gard-Webb	14	8	2	WCU	13	7	1
Navy	14	10	1	at N. Florida	15	8	0
Florida A&M	10	5	0	Penn	11	5	0
vs. La Salle	16	7	0	vs Stanford	3	3	0
N. Florida	13	6	0	vs Iowa State	5	6	0
at Minnesota	23	2	0	vs Florida	10	6	1
vs. Princeton	9	1	0	Rutgers	14	7	0
Boston U.	6	6	1	vs Wofford	2	1	0
at GW	15	12	0	SC State	5	3	0
at Hawai'i	16	6	0	FAU	9	10	0
vs. NMSU	10	9	1	GW	2	1	0
vs. MTSU	21	3	0	Columbia	4	1	0
at Pitt	8	7	0	NC State	0	0	1
at Ga. Tech	13	8	1	at Syracuse	6	3	1
FSU	20	8	1	Notre Dame	2	0	0
at Clemson	10	7	2	at Pittsburgh	4	3	0
Duke	18	13	1	at Wake Forest	9	8	0
at NC State	8	2	0	at Duke	7	3	0
Louisville.	18	12	0	Boston Coll.	8	3	1
at FSU	8	6	0	North Carolina	5	1	0
Pittsburgh	11	6	1	Florida State	7	1	0
at Va. Tech	3	4	0	at NC State	3	2	0
Wake Forest	10	10	0	Virginia Tech	3	5	0
at BC	2	4	1	at Louisville	4	3	1
Virginia	0	3	0	Georgia Tech	13	2	0
Syracuse	7	10	0	Clemson	6	1	0
at ND	7	3	0	at Virginia	1	1	0
BC	16	9	2	Duke	2	1	0
at UNC	14	8	0	at Va Tech	0	1	0
Va. Tech	9	4	0	vs Florida St.	5	2	0
vs. UNC	5	7	0	vs Syracuse	DNP		
vs. Loyola	11	7	1	vs UNC	1	1	0
				vs Michigan St.	8	0	0

SEASON/CAREER HIGHS

Points

Season: –

Career: 23 at Minnesota, 11/29/17

ACC: 20 Florida State, 1/7/18

Rebounds

Season: –

Career: 13 Duke, 1/15/18

ACC: 13 Duke, 1/15/18

Assists

Season: –

Career: 2 3x, last vs. BC, 2/24/18

ACC: 2 2x, last vs. BC, 2/24/18

Steals

Season: –

Career: 2 4x, last at Florida St., 1/27/18

ACC: 2 2x, last at Florida St., 1/27/18

Blocked Shots

Season: –

Career: 3 2x, last vs. Boston U., 12/5/17

ACC: 3 Virginia Tech, 2/8/17

Field Goals

Season: –

Career: 10 at Minnesota, 11/29/17

ACC: 8 2x, last vs. Duke, 1/15/18

Field-Goal Attempts

Season: –

Career: 16 2x, last vs. Duke, 1/15/18

ACC: 16 Duke, 1/15/18

Free Throws

Season: –

Career: 7 Middle Tennessee, 12/25/17

ACC: 5 2x, last at Georgia Tech, 1/3/18

Free-Throw Attempts

Season: –

Career: 8 Middle Tennessee, 12/25/17

ACC: 7 Florida State, 1/7/18

3-Point Field Goals

Season: –

Career: –

ACC: –

3-Point Field-Goal Attempts

Season: –

Career: 1 5x, last vs. Duke, 1/15/18

ACC: 1 4x, last vs. Duke, 1/15/18

Minutes

Season: –

Career: 36 at Florida State, 1/27/18

ACC: 36 at Florida State, 1/27/18

CAREER DOUBLE-DOUBLES

15p, 12r at George Washington, 12/16/17

14p, 10r vs. Navy, 11/12/17


18p, 13r vs. Duke, 1/15/18

18p, 12r vs. Louisville, 1/24/18

10p, 10r vs. Wake Forest, 2/7/18

HERNANDEZ'S CAREER STATISTICS

Season	GP	GS	Min.	Avg.	FG	FGA	Pct.	3-Point			Free Throws			----- Rebounds -----				Scoring							
								FG	FGA	Pct.	FT	FTA	Pct.	Off.	Def.	Tot.	Avg.	PF	FO	Ast.	TO	Blk	Stl	Pts.	Avg.
2016-17	32	15	557	17.4	77	145	.531	0	2	.000	33	51	.647	45	54	99	3.1	61	0	6	30	25	13	187	5.8
2017-18	32	32	825	25.8	147	255	.576	0	3	.000	71	103	.689	65	148	213	6.7	60	0	14	44	31	16	365	11.4
2018-19	-																								
TOTAL	64	47	1382	21.6	224	400	.560	0	5	.000	104	154	.675	110	202	312	4.9	121	0	20	74	56	29	552	8.6



15 EBUKA IZUNDU

Sr. • 6-10 • 232 • Center

Charlotte, North Carolina / Lagos, Nigeria

Victory Christian Center

2018-19 HIGHLIGHTS

2017-18				2016-17				2015-16			
Opponent	P	R	A	Opponent	P	R	A	Opponent	P	R	A
Gard-Webb	14	10	1	WCU	13	7	1	UTRGV	0	0	0
Navy	12	4	2	at N. Florida	15	8	0	Louisiana	0	0	0
Florida A&M	4	6	0	vs Stanford	0	3	0	vs. Miss. St.	11	7	0
vs. La Salle	3	2	0	vs Iowa State	0	3	0	vs. Utah	4	3	1
N. Florida	5	7	0	vs Florida	0	0	0	Charlotte	0	0	1
at Minnesota	0	3	1	Rutgers	4	2	0	Florida	0	1	0
vs. Princeton	6	4	0	vs Wofford	9	5	0	Charleston	1	0	0
Boston U.	0	5	0	SC State	9	3	0	at La Salle	6	4	0
at GW	2	3	0	FAU	2	2	0	at Clemson	0	0	0
at Hawai'i	7	3	0	GW	12	4	0	Pittsburgh	2	0	0
vs. NMSU	4	3	0	Columbia	6	3	1	at Florida St.	0	0	0
vs. MTSU	2	2	0	NC State	3	7	0	Virginia Tech	0	0	0
at Pitt	4	5	1	at Syracuse	0	2	0	at UNC	6	2	1
at Ga. Tech	0	1	0	Notre Dame	2	4	0	at Va. Tech	2	0	0
FSU	4	1	0	at Pittsburgh	2	2	0	vs. Villanova	0	2	0
at Clemson	0	3	0	at Wake	6	5	0				
Duke	2	3	0	at Duke	0	2	1				
at NC State	15	3	0	Boston Coll.	0	2	0				
Louisville.	2	1	0	UNC	0	3	0				
at FSU	2	0	0	Florida State	0	1	0				
Pittsburgh	4	4	0	at NC State	16	6	0				
at Va. Tech	5	2	0	Virginia Tech	8	1	1				
Wake Forest	3	2	0	at Louisville	8	5	0				
at BC	6	4	0	Georgia Tech	2	3	0				
Virginia	8	5	0	Clemson	12	2	1				
Syracuse	2	2	0	at Virginia	6	3	1				
at ND	14	8	0	Duke	3	5	0				
BC	4	6	0	at Va. Tech	0	2	0				
at UNC	12	5	0	vs Florida St.	0	2	0				
Va. Tech	4	3	0	vs Syracuse	0	1	0				
vs. UNC	5	5	2	vs UNC	2	2	0				
vs. Loyola	5	5	1	vs Mich. St.	5	3	0				

SEASON/CAREER HIGHS

Points

Season: -

Career: 16 at NC State, 2/4/17

ACC: 16 at NC State, 2/4/17

Rebounds

Season: -

Career: 10 Gardner-Webb, 11/10/17

ACC: 7 NC State, 12/31/16

Assists

Season: -

Career: 2 2x, last vs. N. Carolina, 3/8/18

ACC: 1 6x, last at Pitt, 12/30/17

Steals

Season: -

Career: 3 at Notre Dame, 2/19/18

ACC: 3 at Notre Dame, 2/19/18

Blocked Shots

Season: -

Career: 3 4x, last vs. Florida A&M, 11/16/17

ACC: 3 Notre Dame, 1/12/17

Field Goals

Season: -

Career: 7 2x, last at Notre Dame, 2/19/18

ACC: 7 2x, last at Notre Dame, 2/19/18

Field-Goal Attempts

Season: -

Career: 10 Clemson, 2/18/17

ACC: 10 Clemson, 2/18/17

Free Throws

Season: -

Career: 5 vs. Mississippi State, 11/19/15

ACC: 4 2x, last at NC State, 2/4/17

Free-Throw Attempts

Season: -

Career: 7 vs. Mississippi State, 11/19/15

ACC: 6 at North Carolina, 2/20/16

Minutes

Season: -

Career: 27 at NC State, 2/4/17

ACC: 27 at NC State, 2/4/17

CAREER DOUBLE-DOUBLES

14p, 10r vs. Gardner-Webb, 11/10/17

IZUNDU'S CAREER STATISTICS

Season	GP	GS	Min.	Avg.	FG	FGA	Pct.	3-Point	FG	FGA	Pct.	Free Throws	FT	FTA	Pct.	Off.	Def.	Tot.	Avg.	PF	FO	Ast.	TO	Blk	Stl	Pts.	Avg.
2015-16	15	0	79	5.3	10	16	.625	0	0	.000		12	19	.632	13	6	19	1.3	17	0	3	5	3	2	32	2.1	
2016-17	32	7	417	13.0	53	98	.541	0	0	.000		29	42	.690	47	50	97	3.0	75	2	6	27	25	7	135	4.2	
2017-18	32	2	467	14.6	72	104	.692	0	0	.000		16	34	.471	56	64	120	3.8	76	1	8	27	20	15	160	5.0	
2018-19																											
TOTAL	79	11	963	12.2	135	218	.619	0	0	.000		57	95	.600	116	120	236	3.0	168	3	17	59	48	24	327	4.1	



5 ZACH JOHNSON

R-Sr. • 6-2 • 192 • Guard

Miami, Florida

Florida Gulf Coast Univ./Norland HS

201819 HIGHLIGHTS

2017-18				2016-17				2015-16			
Opponent	P	R	A	Opponent	P	R	A	Opponent	P	R	A
Illinois State	27	4	4	vs. Florida	6	1	2	at Ohio	4	2	1
at Siena	13	3	1	UT Arlington	24	3	3	Texas Wesly.	8	4	6
at BGSU	8	5	4	at Baylor	17	3	4	Youngstown St.	2	2	1
at Middle Tenn	18	5	1	at Michigan St.	5	4	2	N. Dakota	4	2	4
Denver	20	2	1	Binghamton	9	3	4	Bowling Green	26	3	4
Navy	17	5	3	Long Beach St.	21	3	2	at Florida	6	4	1
St. Francis Brk	8	4	3	Ave Maria	DNP			Ave Maria	2	1	6
Webber Int'l	16	3	2	at Ga Southern	16	4	4	at Texas A&M	13	2	3
Middle Tenn	7	2	4	Siena	11	2	3	at FIU	12	3	6
FAU	12	0	0	FIU	0	0	3	UMass	2	0	0
at UT Arlington	13	5	2	Ga Southern	13	1	1	S. Dakota St.	4	5	2
Oral Roberts	3	1	8	at La Salle	18	5	3	La. Tech	4	3	1
at FIU	12	2	3	at La Tech	13	2	4	vs S. Dakota	8	1	2
at Wichita St	19	4	2	Fla. National	9	1	4	La Salle	10	2	5
at Rhode Island	6	2	1	at FAU	4	0	0	Eckerd	17	4	1
Fla. Memorial	19	3	5	Florida Tech	10	1	5	Webber Int'l	13	2	5
Florida Tech	6	4	4	at Stetson	3	2	3	Stetson	17	4	5
Stetson	19	4	3	at Kennesaw	14	1	2	NJIT	16	4	3
USC Upstate	17	2	6	at Lipscomb	23	4	3	USC Upstate	18	0	6
NJIT	19	6	4	at USC Upstate	11	2	2	at Kennesaw	15	5	0
at Lipscomb	14	3	1	NJIT	19	4	6	at Lipscomb	13	5	1
at Kennesaw	17	6	4	at N. Florida	9	4	3	Jacksonville	16	4	0
at N. Florida	19	5	5	Jacksonville	11	5	3	at N. Florida	8	1	3
Jacksonville	18	3	1	N. Florida	16	3	4	at J'Ville	25	2	5
N. Florida	16	7	7	at J'ville	11	2	1	N. Florida	11	2	6
at Jacksonville	25	6	1	Lipscomb	6	4	1	at USC Upstate	6	2	3
at NJIT	15	3	3	Kennesaw	10	4	3	at NJIT	7	0	2
at USC Upstate	14	2	5	at NJIT	0	2	3	LIPSCOMB	12	4	7
Kennesaw	16	1	2	at USC Upstate	7	5	4	Kennesaw	12	0	5
Lipscomb	19	1	0	Stetson	24	6	3	at Stetson	11	3	3
at Stetson	9	1	1	Stetson	19	2	1	Kennesaw	14	4	3
USC Upstate	26	4	3	Kennesaw	7	4	3	at N. Florida	15	1	1
N. Florida	17	2	6	N. Florida	10	2	3	Stetson	19	2	5
Lipscomb	37	1	2	vs. Florida St	17	4	6	vs. Fair. Dick.	8	5	7
at Okla. State	23	4	2					vs. N Carolina	9	1	2

JOHNSON'S CAREER HIGHS*

Points

Season: -

Career: 37 vs. Lipscomb, 3/4/18

ACC: -

Rebounds

Season: -

Career: 7 North Florida, 1/29/18

ACC: -

Assists

Season: -

Career: 9 at Georgia Southern, 12/4/16

ACC: -

Steals

Season: -

Career: 4 8x, last vs. Lipscomb, 2/17/18

ACC: -

Field Goals Made

Season: -

Career: 11 2x, last vs. Stetson, 2/26/18

ACC: -

Field Goals Attempted

Season: -

Career: 19 2x, last vs. Lipscomb, 3/4/18

ACC: -

Free Throws Made

Season: -

Career: 9 at Lipscomb, 1/14/17

ACC: -

Free Throws Attempted

Season: -

Career: 15 Siena, 12/9/16

ACC: -

3-Point Field Goals Made

Season: -

Career: 9 vs. Lipscomb, 3/4/18

ACC: -

3-Point Field Goals Attempted

Season: -

Career: 13 vs. Lipscomb, 3/4/18

ACC: -

Minutes

Season: -

Career: 42 2x, last at USC Upstate, 2/18/17

ACC: -

*while at Florida Gulf Coast

JOHNSON'S CAREER STATISTICS										3-Point			Free Throws			----- Rebounds -----								Scoring	
Season	GP	GS	Min.	Avg.	FG	FGA	Pct.	FG	FGA	Pct.	FT	FTA	Pct.	Off.	Def.	Tot.	Avg.	PF	FO	Ast.	TO	Blk	Stl	Pts.	Avg.
2015-16*	35	20	941	26.9	141	298	.473	27	71	.380	78	120	.650	11	78	89	2.5	83	2	115	82	19	31	387	11.1
2016-17*	33	32	967	29.3	136	357	.381	54	157	.344	67	106	.632	18	75	93	2.8	77	2	102	88	12	45	393	11.9
2017-18*	35	35	1134	32.4	203	433	.469	69	176	.392	89	114	.781	15	100	115	3.3	72	2	104	79	5	70	564	16.1
2018-19																									
Total	103	87	3042	29.5	480	1088	.441	150	404	.371	234			340	.688	44	253	297	2.9	232	6	321	249	36	146



3 ANTHONY LAWRENCE II

Sr. • 6-7 • 207 • Guard
St. Petersburg, Florida
Lakewood Senior HS

2018-19 HIGHLIGHTS

2017-18				2016-17				2015-16			
Opponent	P	R	A	Opponent	P	R	A	Opponent	P	R	A
Gard-Webb	3	7	1	WCU	14	5	1	UTRGV	1	2	0
Navy	10	7	2	at N. Florida	4	4	0	Louisiana	12	6	4
Florida A&M	11	4	1	Penn	0	3	2	vs. Miss. St.	10	4	2
vs. La Salle	7	10	5	vs Stanford	18	3	1	vs. Utah	0	0	2
N. Florida	14	4	3	vs Iowa State	6	2	0	vs. Butler	7	1	1
at Minnesota	8	7	4	vs Florida	2	3	2	Northeastern	0	1	0
vs. Princeton	5	10	3	Rutgers	8	4	0	at Nebraska	13	7	0
Boston U.	5	2	6	vs Wofford	3	5	1	Charlotte	9	1	1
at GW	5	9	3	SC State	5	7	1	Charleston	11	2	1
at Hawaii	11	4	0	FAU	13	6	0	at La Salle	2	2	3
vs. NMSU	4	4	1	GW	2	2	2	Princeton	0	1	0
vs. MTSU	9	5	2	Columbia	10	5	1	Syracuse	1	2	0
at Pitt	12	6	2	NC State	6	5	1	Florida State	0	0	0
at Ga. Tech	9	12	1	at Syracuse	0	0	1	at Virginia	0	1	0
FSU	1	12	0	Notre Dame	6	9	1	at Clemson	3	1	0
at Clemson	16	4	0	at Pittsburgh	9	5	2	at BC	0	0	1
Duke	13	7	1	at Wake	16	0	2	Wake Forest	0	0	0
at NC State	15	3	4	at Duke	0	0	0	at NC State	0	0	0
Louisville.	2	6	1	Boston Coll.	7	6	1	Notre Dame	18	2	0
at FSU	19	5	1	North Carolina	3	4	4	at Ga Tech	5	3	3
Pittsburgh	10	10	3	Florida State	2	2	1	Pittsburgh	2	1	0
at Va. Tech	25	13	2	at NC State	19	4	2	at Florida St	3	1	1
Wake Forest	4	4	2	Virginia Tech	12	4	3	Virginia Tech	5	2	0
at BC	6	9	4	at Louisville	7	3	3	at UNC	11	4	2
Virginia	2	7	2	Georgia Tech	4	4	2	Virginia	1	3	2
Syracuse	4	4	5	Clemson	10	4	5	Louisville	3	2	1
at ND	7	6	6	at Virginia	4	6	5	at Notre Dame	0	1	2
BC	13	9	0	Duke	2	3	2	at Va Tech	2	4	0
at UNC	6	3	2	at Va Tech	18	5	1	vs. Va Tech	4	2	1
Va. Tech	8	6	3	vs Florida St	2	1	1	vs. Virginia	5	4	0
vs. UNC	12	6	1	vs Syracuse	3	2	4	vs. Buffalo	0	0	0
vs. Loyola	4	3	1	vs UNC	6	3	1	vs. Wichita St	0	2	0
				vs Mich. State	3	3	0	vs. Villanova	8	1	0

SEASON/CAREER HIGHS

Points

Season: –

Career: 25 at Virginia Tech, 2/3/18

ACC: 25 at Virginia Tech, 2/3/18

Rebounds

Season: –

Career: 13 at Virginia Tech, 2/3/18

ACC: 13 at Virginia Tech, 2/3/18

Assists

Season: –

Career: 6 2x, last at Notre Dame, 2/19/18

ACC: 6 at Notre Dame, 2/19/18

Steals

Season: –

Career: 5 Duke, 1/15/18

ACC: 5 Duke, 1/15/18

Blocked Shots

Season: –

Career: 3 5x, last vs. UNC, 3/8/18

ACC: 3 2x, last at Virginia Tech, 2/3/18

Field Goals

Season: –

Career: 9 at Virginia Tech, 2/3/18

ACC: 9 at Virginia Tech, 2/3/18

Field-Goal Attempts

Season: –

Career: 13 Boston College, 2/24/18

ACC: 13 Boston College, 2/24/18

Free Throws

Season: –

Career: 6 North Florida, 11/25/17

ACC: 4 6x, last at Virginia Tech, 2/3/18

Free-Throw Attempts

Season: –

Career: 7 North Florida, 11/25/17

ACC: 5 3x, last at Virginia Tech, 2/3/18

3-Point Field Goals

Season: –

Career: 4 3x, last at Florida State, 1/27/18

ACC: 4 3x, last at Florida State, 1/27/18

3-Point Field-Goal Attempts

Season: –

Career: 9 5x, at Virginia Tech, 2/27/17

ACC: 9 4x, at Virginia Tech, 2/27/17

Minutes

Season: –

Career: 40 at Virginia, 2/20/17

ACC: 40 at Virginia, 2/20/17

CAREER DOUBLE-DOUBLES

10p, 10r vs. Pitt, 1/31/18

25p, 13r at Virginia Tech, 2/3/18

LAWRENCE'S CAREER STATISTICS

Season	GP	GS	Min.	Avg.	FG	FGA	Pct.	3-Point	Free Throws	Rebounds				Scoring			
2015-16	33	0	397	12.0	47	92	.511	18	42	.429	24	40	.600	29	34	63	4.1
2016-17	33	18	857	26.0	72	173	.416	35	99	.354	45	62	.726	27	97	124	6.8
2017-18	32	31	975	30.5	100	214	.467	38	88	.432	43	63	.683	45	163	208	8.8
2018-19	–																
TOTAL	98	49	2229	22.7	219	479	.457	91	229	.397	112	165	.679	101	294	395	6.5



O CHRIS LYKES

So. • 5-7 • 157 • Guard
Mitchellville, Maryland
Gonzaga College HS

2018-19 HIGHLIGHTS

2017-18			
Opponent	P	R	A
Gard-Webb	3	1	1
Navy	8	1	2
Florida A&M	13	1	4
vs. La Salle	0	1	0
N. Florida	10	0	4
at Minnesota	10	1	0
vs. Princeton	5	1	2
Boston U.	8	0	0
at GW	3	0	1
at Hawai'i	7	5	0
vs. NMSU	1	1	0
vs. MTSU	8	0	2
at Pitt	10	1	0
at Ga. Tech	8	0	5
FSU	18	1	2
at Clemson	13	1	1
Duke	13	1	2
at NC State	6	2	5
Louisville.	9	0	4
at FSU	0	0	5
Pittsburgh	13	3	5
at Va. Tech	6	2	0
Wake Forest	13	2	5
at BC	16	3	2
Virginia	19	1	1
Syracuse	14	0	4
at ND	9	1	1
BC	15	0	3
at UNC	18	1	4
Va. Tech	15	1	7
vs. UNC	6	1	1
vs. Loyola	10	6	2

CAREER HIGHS

Points

Season: –

Career: 19 Virginia, 2/13/18

ACC: 19 Virginia, 2/13/18

Rebounds

Season: –

Career: 6 vs. Loyola Chicago, 3/15/18

ACC: 3 2x, last at BC, 2/10/18

Assists

Season: –

Career: 7 Virginia Tech, 3/3/18

ACC: 7 Virginia Tech, 3/3/18

Steals

Season: –

Career: 3 at Minnesota, 11/29/17

ACC: 2 Virginia Tech, 3/3/18

Blocked Shots

Season: –

Career: 1 at NC State, 1/21/18

ACC: 1 at NC State, 1/21/18

Field Goals

Season: –

Career: 6 2x, last at UNC, 2/27/18

ACC: 6 2x, last at UNC, 2/13/18

Field-Goal Attempts

Season: –

Career: 16 Syracuse, 2/17/18

ACC: 16 Syracuse, 2/17/18

Free Throws

Season: –

Career: 7 Boston College, 2/24/18

ACC: 7 Boston College, 2/24/18

Free-Throw Attempts

Season: –

Career: 8 Florida State, 1/7/18

ACC: 8 Florida State, 1/7/18

3-Point Field Goals

Season: –

Career: 4 at North Carolina, 2/27/18

ACC: 4 at North Carolina, 2/27/18

3-Point Field-Goal Attempts

Season: –

Career: 10 Syracuse, 2/17/18

ACC: 10 Syracuse, 2/17/18

Minutes


Season: –

Career: 34 Syracuse, 2/17/18

ACC: 34 Syracuse, 2/17/18

LYKES' CAREER STATISTICS

LYKES' CAREER STATISTICS										3-Point			Free Throws			----- Rebounds -----										Scoring			
Season	GP	GS	Min.	Avg.	FG	FGA	Pct.	FG	FGA	Pct.	FT	FTA	Pct.	Off.	Def.	Tot.	Avg.	PF	FO	Ast.	TO	Blk	Stl	Pts.	Avg.				
2017-18	32	10	690	21.6	100	249	.402	48	139	.345	59	82	.720	3	36	39	1.2	70	0	75	58	1	25	307	9.6				
2018-19	–																												
TOTAL	32	10	690	21.6	100	249	.402	48	139	.345	59	82	.720	3	36	39	1.2	70	0	75	58	1	25	307	9.6				



13 ANTHONY MACK

R-Fr. • 6-6 • 214 • Guard

Las Vegas, Nevada

Univ. of Wyoming/Blair Academy (N.J.)

2018-19 HIGHLIGHTS

- Joined team this summer after transferring from Wyoming
- Granted waiver from NCAA to gain immediate eligibility following transfer

CAREER HIGHS

Points

Career:

ACC:

Rebounds

Career:

ACC:

Assists

Career:

ACC:

Steals

Career:

ACC:

Blocked Shots

Career:

ACC:

Field Goals

Career:

ACC:

Field-Goal Attempts

Career:

ACC:

Free Throws

Career:

ACC:

Free-Throw Attempts

Career:

ACC:

3-Point Field Goals

Career:

ACC:

3-Point Field-Goal Attempts

Career:

ACC:

Minutes

Career:

ACC:



14 RODNEY MILLER JR.

Jr. • 7-0 • 255 • Center

Laurelton, New York

Oak Hill Academy

2018-18 HIGHLIGHTS

- Redshirting 2018-19 season

2017-18				2017-18			
Opponent	P	R	A	Opponent	P	R	A
Gard-Webb	0	1	0	WCU	5	2	0
Navy	4	0	0	at North Florida	4	3	0
Florida A&M	2	1	0	Penn	2	0	0
vs. La Salle	0	0	0	vs Florida	0	0	0
vs. Princeton	2	1	0	Rutgers	0	0	0
vs. NMSU	0	1	0	SC State	0	2	0
vs. MTSU	2	0	0	FAU	0	0	0
at Pitt	0	0	0	NC State	0	0	0
at Ga. Tech	0	0	0	at Syracuse	0	0	0
at Va. Tech	2	3	0	at Pittsburgh	0	0	0
Wake Forest	1	0	0	at Wake Forest	1	0	0
at BC	0	0	0	Florida State	0	0	0
at ND	0	0	0	at Louisville	0	0	0
Va. Tech	2	0	0	vs N. Carolina	2	1	0
vs. UNC	3	1	0	vs Michigan St.	0	1	0

CAREER HIGHS

Points

Career: 5 Western Carolina, 11/11/16

ACC: 2 3x, last vs. Virginia Tech, 3/3/18

Rebounds

Career: 3 2x, last at Virginia Tech, 2/3/18

ACC: 3 at Virginia Tech, 2/3/18

Assists

Career: —

ACC: —

Steals

Career: —

ACC: —

Blocked Shots

Career: 1 at Virginia Tech, 2/3/18

ACC: 1 at Virginia Tech, 2/3/18

Field Goals

Career: 2 at North Florida, 11/16/16

ACC: 1 2x last at Virginia Tech, 2/3/18

Field-Goal Attempts

Career: 4 Western Carolina, 11/11/16

ACC: 3 vs. North Carolina, 3/9/17

Free Throws

Career: 3 Western Carolina, 11/11/16

ACC: 1 2x, last vs. Wake Forest, 2/7/18

Free-Throw Attempts

Career: 6 Western Carolina, 11/11/16

ACC: 2 3x, last at Notre Dame, 2/19/18

3-Point Field Goals

Career: —

ACC: —

3-Point Field-Goal Attempts

Career: —

ACC: —

Minutes

Career: 11 at North Florida, 11/16/16

ACC: 8 vs. North Carolina, 3/9/17

MILLER JR. CAREER STATISTICS													
Season	GP	GS	Min.	Avg.	FG	FGA	Pct.	3-Point	FGA	Pct.	Free Throws	FTA	Pct.
2016-17	15	0	57	3.8	5	11	.455	0	0	.000	4	9	.444
2017-18	15	0	52	3.5	8	14	.571	0	0	.000	2	12	.167
TOTAL	30	0	109	3.6	13	25	.520	0	0	.000	6	21	.286
	Off.	Def.	Tot.	Avg.	PF	FO	Ast.	TO	Blk	Stl	Scoring	Pts.	Avg.
	4	5	9	0.6	6	0	0	1	1	0	14	0.9	
	3	4	7	0.5	7	0	0	3	1	0	18	1.2	
	7	9	16	0.5	13	0	0	4	2	0	32	1.1	



2 WILLIE HERENTON

So. • 6-1 • 178 • Guard
Lincolnshire, Illinois
Stevenson HS

2018-19 HIGHLIGHTS

- Joined team as walk-on for 2018-19 season

CAREER HIGHS

Points

Career:

ACC:

Rebounds

Career:

ACC:

Assists

Career:

ACC:

Steals

Career:

ACC:

Blocked Shots

Career:

ACC:

Field Goals

Career:

ACC:

Field-Goal Attempts

Career:

ACC:

Free Throws

Career:

ACC:

Free-Throw Attempts

Career:

ACC:

3-Point Field Goals

Career:

ACC:

3-Point Field-Goal Attempts


Career:

ACC:

Minutes

Career:

ACC:



10 DOMINIC PROCTOR

So. • 6-6 • 190 • Guard
Las Vegas, Nevada
Bishop Gorman HS

2018-19 HIGHLIGHTS

- Joined team as walk-on for 2018-19 season

CAREER HIGHS

Points

Career:

ACC:

Rebounds

Career:

ACC:

Assists

Career:

ACC:

Steals

Career:

ACC:

Blocked Shots

Career:

ACC:

Field Goals

Career:

ACC:

Field-Goal Attempts

Career:

ACC:

Free Throws

Career:

ACC:

Free-Throw Attempts

Career:

ACC:

3-Point Field Goals

Career:

ACC:

3-Point Field-Goal Attempts

Career:

ACC:

Minutes

Career:

ACC:



1 DEJAN (DJ) VASILJEVIC

Jr. • 6-3 • 184 • Guard
Melbourne, Australia
Australian Institute of Sport

2018-19 HIGHLIGHTS

2017-18				2016-17			
Opponent	P	R	A	Opponent	P	R	A
Gard-Webb	7	2	0	WCU	11	2	2
Navy	16	3	0	at North Florida	13	1	0
Florida A&M	15	4	2	Penn	11	0	1
vs. La Salle	8	1	0	vs Stanford	3	1	1
N. Florida	2	2	0	vs Iowa State	5	0	0
at Minnesota	11	2	0	vs Florida	0	0	0
vs. Princeton	20	3	1	Rutgers	3	1	1
Boston U.	15	5	0	vs Wofford	6	2	0
at GW	10	1	0	SC State	17	2	2
at Hawai'i	6	3	0	FAU	2	2	0
vs. NMSU	15	5	1	GW	6	3	0
vs. MTSU	13	5	1	Columbia	3	1	1
at Pitt	3	2	0	NC State	3	2	0
at Ga. Tech	3	1	0	at Syracuse	18	0	0
FSU	8	3	4	Notre Dame	3	0	1
at Clemson	0	0	0	at Pittsburgh	6	2	1
Duke	0	2	0	at Wake Forest	3	0	0
at NC State	6	4	0	at Duke	0	1	0
Louisville.	0	0	0	Boston College	3	1	0
at FSU	20	2	0	North Carolina	3	1	0
Pittsburgh	8	3	0	Florida State	3	1	0
at Va. Tech	14	1	0	at NC State	0	1	0
Wake Forest	9	5	1	Virginia Tech	5	1	0
at BC	17	6	0	at Louisville	3	0	0
Virginia	5	0	0	Georgia Tech	13	2	1
Syracuse	6	3	1	Clemson	5	3	1
at ND	3	0	0	at Virginia	10	4	0
BC	8	2	1	Duke	0	2	0
at UNC	10	3	0	at Virginia Tech	9	1	0
Va. Tech	16	1	1	vs Florida State	9	3	0
vs. UNC	6	1	0	vs Syracuse	13	1	1
vs. Loyola	9	5	1	vs North Carolina	6	1	1
				vs Michigan St.	2	2	1

SEASON/CAREER HIGHS

Points

Season: –
Career: 20 2x, last at Florida St., 1/27/18
ACC: 20 at Florida State, 1/27/18

Rebounds

Season: –
Career: 6 at Boston College, 2/10/18
ACC: 6 at Boston College, 2/10/18

Assists

Season: –
Career: 4 Florida State, 1/7/18
ACC: 4 Florida State, 1/7/18

Steals

Season: –
Career: 2 3x, last vs. Florida State, 1/7/18
ACC: 2 2x, last vs. Florida State, 1/7/18

Blocked Shots

Season: –
Career: 1 3x, last vs. Boston U., 12/5/17
ACC: –

Field Goals

Season: –
Career: 7 2x, last at Florida St., 1/27/18
ACC: 7 at Florida State, 1/27/18

Field-Goal Attempts

Season: –
Career: 13 vs. South Carolina State, 12/6/16
ACC: 12 2x, last at BC, 2/10/18

Free Throws

Season: –
Career: 3 Rutgers, 11/30/16
ACC: 2 2x, last at Virginia, 2/20/17

Free-Throw Attempts

Season: –
Career: 3 Rutgers, 11/30/16
ACC: 2 6x, last at Virginia Tech, 2/3/18

3-Point Field Goals

Season: –
Career: 6 2x, last at Florida St., 1/27/18
ACC: 6 2x, last at Florida St., 1/27/18

3-Point Field-Goal Attempts


Season: –
Career: 12 at Syracuse, 1/4/17
ACC: 12 at Syracuse, 1/4/17

Minutes

Season: –
Career: 35 3x, last at BC, 2/10/18
ACC: 35 2x, last at BC, 2/10/18

VASILJEVIC'S CAREER STATISTICS

Season	GP	GS	Min.	Avg.	FG			3-Point			Free Throws			Rebounds				PF	FO	Ast.			Blk	Stl	Scoring	
					FG	FGA	Pct.	FG	FGA	Pct.	FT	FTA	Pct.	Off.	Def.	Tot.	Avg.			TO	Pts.	Avg.				
2016-17	33	0	577	17.5	65	182	.357	51	146	.349	16	20	.800	5	39	44	1.3	31	0	15	13	1	11	197	6.0	
2017-18	32	20	731	22.8	104	231	.450	67	163	.411	14	16	.875	15	65	80	2.5	49	0	14	16	2	13	289	9.0	
2018-19	–																									
TOTAL	65	20	1308	20.1	169	413	.409	118	309	.382	30	36	.833	20	104	124	1.9	80	0	29	29	3	24	486	7.5	



21 SAM WAARDENBURG

R-So. • 6-10 • 216 • Forward
Henderson, New Zealand
Rangitoto College

2018-19 HIGHLIGHTS

2017-18

Opponent	P	R	A
Gard-Webb	DNP		
Navy	DNP		
Florida A&M	DNP		
vs. La Salle	7	2	0
N. Florida	9	6	1
at Minnesota	0	1	0
vs. Princeton	0	4	0
Boston U.	0	2	0
at GW	DNP		
at Hawai'i	DNP		
vs. NMSU	0	0	0
vs. MTSU	DNP		
at Pitt	DNP		
at Ga. Tech	DNP		
FSU	DNP		
at Clemson	DNP		
Duke	DNP		
at NC State	0	0	0
Louisville	0	7	1
at FSU	5	1	0
Pittsburgh	4	4	1
at Va. Tech	3	5	0
Wake Forest	12	3	1
at BC	6	0	0
Virginia	6	0	0
Syracuse	2	4	0
at ND	6	2	0
BC	4	6	1
at UNC	3	2	4
Va. Tech	0	5	1
vs. UNC	2	3	3
Loyola	0	2	4

SEASON/CAREER HIGHS

Points

Season: –
Career: 12 Wake Forest, 2/7/18
ACC: 12 Wake Forest, 2/7/18

Rebounds

Season: –
Career: 7 Louisville, 1/24/18
ACC: 7 Louisville, 1/24/18

Assists

Season: –
Career: 4 2x, last vs. Loyola Chicago, 3/15/18
ACC: 4 at North Carolina, 2/27/18

Steals

Season: –
Career: 3 at Boston College, 2/10/18
ACC: 3 at Boston College, 2/10/18

Blocked Shots

Season: –
Career: 2 vs. North Carolina, 3/8/18
ACC: 1 4x, last at UNC, 2/27/18

Field Goals

Season: –
Career: 4 North Florida, 11/25/17
ACC: 3 Wake Forest, 2/7/18

Field-Goal Attempts

Season: –
Career: 9 North Florida, 11/25/17
ACC: 5 3x, last vs. BC, 2/24/18

Free Throws

Season: –
Career: 3 Wake Forest, 2/7/18
ACC: 3 Wake Forest, 2/7/18

Free-Throw Attempts

Season: –
Career: 4 Wake Forest, 2/7/18
ACC: 4 Wake Forest, 2/7/18

3-Point Field Goals

Season: –
Career: 3 Wake Forest, 2/7/18
ACC: 3 Wake Forest, 2/7/18

3-Point Field-Goal Attempts

Season: –
Career: 4 2x, last at Notre Dame, 2/19/18
ACC: 4 2x, last at Notre Dame, 2/19/18

Minutes

Season: –
Career: 23 2x, last at UNC, 2/27/18
ACC: 23 2x, last at UNC, 2/27/18

WAARDENBURG'S CAREER STATISTICS

Season	GP	GS	Min.	Avg.	FG	FGA	Pct.	3-Point FG	3-Point FGA	Pct.	FT	FTA	Pct.	Off.	Def.	Tot.	Avg.	PF	FO	Ast.	TO	Blk	Stl	Pts.	Avg.
2017-18	21	0	310	14.8	24	58	.414	14	32	.438	7	8	.875	26	33	59	2.8	31	0	17	14	9	10	69	3.3
2018-19	–																								
TOTAL	21	0	310	14.8	24	58	.414	14	32	.438	7	8	.875	26	33	59	2.8	31	0	17	14	9	10	69	3.3

2018-19 MIAMI BASKETBALL ROSTER

NUMERICAL

No.	Name	Yr.	Pos.	Ht.	Wt.	Hometown/Previous School
0	Chris Lykes	So.	G	5-7	157	Mitchellville, Md./Gonzaga College HS
1	Dejan (DJ) Vasiljevic	Jr.	G	6-3	184	Melbourne, Australia/Australian Institute of Sport
2	Willie Herenton	So.	G	6-1	178	Lincolnshire, Ill./Stevenson HS
3	Anthony Lawrence II	Sr.	G	6-7	207	St. Petersburg, Fla./Lakewood Senior HS
5	Zach Johnson	R-Sr.	G	6-2	192	Miami, Fla./Florida Gulf Coast Univ./Norland HS
10	Dominic Proctor	So.	G	6-6	190	Las Vegas, Nev./Bishop Gorman HS
13	Anthony Mack	R-Fr.	G	6-6	214	Las Vegas, Nev./Wyoming/Blair Academy (N.J.)
14	Rodney Miller Jr.	Jr.	C	7-0	255	Laurelton, N.Y./Oak Hill Academy
15	Ebuka Izundu	Sr.	C	6-10	232	Charlotte, N.C./Victory Christian Center
20	Dewan Hernandez	Jr.	F	6-11	235	Miami, Fla./Norland HS
21	Sam Waardenburg	R-So.	F	6-10	216	Auckland, New Zealand/Rangitoto College
22	Deng Gak	R-Fr.	F	6-10	211	Sydney, Australia/Blair Academy (N.J.)
23	Kameron McGusty [^]	Jr.	G	6-5	192	Katy, Texas/Oklahoma/Sunrise Christian Acad. (Kan.)

ALPHABETICAL

No.	Name	Yr.	Pos.	Ht.	Wt.	Hometown/Previous School
2	Willie Herenton	So.	G	6-1	178	Lincolnshire, Ill./Stevenson HS
22	Deng Gak	R-Fr.	F	6-10	211	Sydney, Australia/Blair Academy (N.J.)
20	Dewan Hernandez	Jr.	F	6-11	235	Miami, Fla./Norland HS
15	Ebuka Izundu	Sr.	C	6-10	232	Charlotte, N.C./Victory Christian Center
5	Zach Johnson	R-Sr.	G	6-2	192	Miami, Fla./Florida Gulf Coast Univ./Norland HS
3	Anthony Lawrence II	Sr.	G	6-7	207	St. Petersburg, Fla./Lakewood Senior HS
0	Chris Lykes	So.	G	5-7	157	Mitchellville, Md./Gonzaga College HS
13	Anthony Mack	R-Fr.	G	6-6	214	Las Vegas, Nev./Wyoming/Blair Academy (N.J.)
23	Kameron McGusty [^]	Jr.	G	6-5	192	Katy, Texas/Oklahoma/Sunrise Christian Acad. (Kan.)
14	Rodney Miller Jr.	Jr.	C	7-0	255	Laurelton, N.Y./Oak Hill Academy
10	Dominic Proctor	So.	G	6-6	190	Las Vegas, Nev./Bishop Gorman HS
1	Dejan (DJ) Vasiljevic	Jr.	G	6-3	184	Melbourne, Australia/Australian Institute of Sport
21	Sam Waardenburg	R-So.	F	6-10	216	Auckland, New Zealand/Rangitoto College

[^] sitting out 2018-19 season per NCAA transfer regulations

Head Coach: Jim Larrañaga, Providence '71, eighth season

Associate Head Coach: Chris Caputo, Westfield State (Mass.) '02, eighth season

Assistant Coach: Alvin "Pooh" Williamson, Tulsa '95, first season

Assistant Coach: Adam Fisher, Penn State '06, fourth season

Director of Operations: Lamont Franklin, UNC Wilmington '97, second season

Strength & Conditioning Coach: Casey Cathrall, Ithaca College '12, first season

Athletic Trainer: Javier Jimenez, Temple '06, third season

Associate Director of Operations: Jeff Dyer, Delaware '14, second season

PRONUNCIATION GUIDE

Dewan	Duh-WAHN
Gak	Gack
Herenton	HAIR-un-tun
Ebuka Izundu	ee-BOO-kuh ee-ZOON-du
DJ Vasiljevic	Vuh-SEE-luh-vitch
Waardenburg	WAR-dun-berg

HC Jim Larrañaga	LARE-uh-NAY-guh
AC Chris Caputo	Cuh-POO-toe
SC Casey Cathrall	Cuh-THRALL
AT Javier Jimenez	Hah-VEE-air Him-EN-ez

ROSTER BY CLASS

Seniors (3)

Ebuka Izundu
Zach Johnson
Anthony Lawrence II

Juniors (4)

Dewan Hernandez
Kameron McGusty
Rodney Miller Jr.
DJ Vasiljevic

Sophomores (4)

Willie Herenton
Chris Lykes
Dominic Proctor
Sam Waardenburg
Freshmen (2)
Deng Gak
Anthony Mack

ROSTER BY STATE

3 Florida
2 Nevada
1 Illinois
1 Maryland
1 New York
1 Texas

ROSTER BY COUNTRY

8 United States
2 Australia
1 New Zealand
1 Nigeria

GEOGRAPHIC BREAKDOWN

UNITED STATES

Florida

Dewan Hernandez
Zach Johnson
Anthony Lawrence II

Illinois

Willie Herenton

Maryland

Chris Lykes

Nevada

Anthony Mack
Dominic Proctor

New York

Rodney Miller Jr.

Texas

Kameron McGusty

INTERNATIONAL

Australia

DJ Vasiljevic
Deng Gak

New Zealand

Sam Waardenburg

Nigeria

Ebuka Izundu

TV/RADIO ROSTER



0 CHRIS LYKES
So. • G • 5-7 • 157
Mitchellville, Md.
Gonzaga College HS



1 DEJAN (DJ) VASILJEVIC
Jr. • G • 6-3 • 184
Melbourne, Australia
Australian Institute of Sport



2 WILLIE HERENTON
So. • G • 6-1 • 178
Lincolnshire, Ill.
Stevenson HS




3 ANTHONY LAWRENCE II
Sr. • G • 6-7 • 207
St. Petersburg, Fla.
Lakewood Senior HS



5 ZACH JOHNSON
R-Sr. • G • 6-2 • 192
Miami, Fla.
Florida Gulf Coast/Norland HS



10 DOMINIC PROCTOR
So. • G • 6-6 • 190
Las Vegas, Nev.
Bishop Gorman HS




13 ANTHONY MACK
R-Fr. • G • 6-6 • 214
Las Vegas, Nev.
Wyoming/Blair Academy (N.J.)




14 RODNEY MILLER JR.
Jr. • C • 7-0 • 255
Laurelton, N.Y.
Oak Hill Academy



15 EBUKA IZUNDU
Sr. • C • 6-10 • 232
Charlotte, N.C.
Victory Christian Center



20 DEWAN HERNANDEZ
Jr. • F • 6-11 • 235
Miami, Fla.
Norland HS



21 SAM WAARDENBURG
R-So. • F • 6-10 • 216
Auckland, New Zealand
Rangitoto College



22 DENG GAK
R-Fr. • F • 6-10 • 211
Sydney, Australia
Blair Academy (N.J.)



23 KAMERON MCGUSTY
Jr. • G • 6-5 • 192
Katy, Texas
Oklahoma/Sunrise Christian Acad. (Kan.)



JIM LARRAÑAGA
Head Coach



CHRIS CAPUTO
Associate Head Coach



ALVIN "POOH" WILLIAMSON
Assistant Coach



ADAM FISHER
Assistant Coach



LAMONT FRANKLIN
Director of Operations