



MEN'S BASKETBALL GAME NOTES

Pitt (11-4, 2-2 ACC) at Miami (9-5, 1-3 ACC)

Sunday, Jan. 12, 2020

6:00 PM • ACC Network

Coral Gables, Fla. • Watsco Center

Matt Plizga, Assistant AD of Media Relations
Email • mplizga@athletics.pitt.edu
Office • (412) 648-8240
Cell • (919) 812-0882

Website • PittsburghPanthers.com
Twitter • @Pitt_MBB
Instagram • @pitt_mbb
Hashtags • #ZooEra, #H2P

2019-20 SCHEDULE

Date	Opponent (TV)	Time
O. 30	SLIPPERY ROCK [EXH]	W, 98-47
N. 6	FLORIDA STATE * (ESPNU)	W, 63-61
N. 9	NICHOLLS STATE (ACCNX)	L, 75-70
N. 12	at Robert Morris (ESPNU)	W, 71-57

Backyard Brawl presented by EQT

N. 15	WEST VIRGINIA (ESPNU)	L, 68-53
-------	-----------------------	----------

Rocket Mortgage Fort Myers Tip-Off

N. 18	MONMOUTH (ACCN)	W, 63-50
N. 21	ARKANSAS PINE BLUFF (ACCNX)	W, 66-41
N. 25	+ vs. Kansas State (FS1)	W, 63-59
N. 27	+ vs. Northwestern (FS1)	W, 72-59

ACC / Big Ten Challenge

D. 3	RUTGERS (ESPNU)	W, 71-60
D. 6	at [-/1] Louisville * (ACCN)	L, 64-46
D. 16	NORTHERN ILLINOIS (ACCN)	W, 59-50
D. 20	BINGHAMTON (ACCN)	W, 79-53
D. 30	CANISIUS (RSN)	W, 87-79
J. 4	WAKE FOREST * (RSN)	L, 69-65
J. 8	at North Carolina * (ACCN)	W, 73-65
J. 12	at Miami * (ACCN)	6:00 pm
J. 14	LOUISVILLE * (ACCN)	7:00 PM
J. 18	NORTH CAROLINA * (ESPN/ESPN2)	12:00 PM
J. 22	BOSTON COLLEGE * (RSN)	9:00 PM
J. 25	at Syracuse * (ESPN/ESPN2/ACCN)	12:00 pm
J. 28	at Duke * (ESPN/ESPNU)	9:00 pm
F. 2	MIAMI * (ACCN)	12:00 PM
F. 5	at Notre Dame * (ACCN)	6:30 pm
F. 8	GEORGIA TECH * (RSN)	2:00 PM
F. 12	CLEMSON * (RSN)	9:00 PM
F. 15	at Virginia Tech * (ACCN)	6:00/8:00 pm
F. 18	at Florida State * (ACCN)	8:00 pm
F. 22	VIRGINIA * (ESPN/ESPN2)	12:00 PM
F. 26	SYRACUSE * (ESPN/ESPN2/ACCN)	7:00 PM
F. 29	at NC State * (ACCN)	12:00 pm
M. 4	at Georgia Tech * (RSN)	9:00 pm

ACC Tournament

M. 10-14	< ACC Tournament (ESPN/ACCN)	TBD
----------	------------------------------	-----

[- / -] Pitt / Opponent AP Rank

+ - Suncoast Credit Union Arena (Fort Myers, Fla.)

< - Greensboro Coliseum (Greensboro, N.C.)

* Denotes ACC Contest

All Game Times are Eastern Time Zone

HOME GAMES IN BOLD CAPS

PITT INFORMATION

Pitt Panthers



2019-20 Record (ACC) 11-4 (2-2)
AP / Coaches Polls nr / nr
Last Game W, 73-65 at North Carolina (1/8)

Head Coach Jeff Capel (Duke, '97)
Pitt Record 25-23 (Second Season)
Career Record 187-133 (11th Season)

OPPONENT INFORMATION

Miami Hurricanes



2019-20 Record (ACC) 9-5 (1-3)
AP / Coaches Polls nr / nr
Last Game L, 74-58 at [13/11] Louisville (1/7)

Head Coach Jim Larranaga (Providence '71)
Miami Record 184-102 (Ninth Season)
Career Record 654-436 (36th Season)

SERIES HISTORY

All-Time Series	Pitt trails 18-22
In Coral Gables	Pitt trails 13-7
At the Watsco Center	Pitt trails 3-2
Under Jeff Capel	Pitt trails 1-0
Last Meeting	Miami 76, Pitt 63 (3/5/19)
Current Streak	Pitt L6
Last 10 Meetings	Pitt trails 7-3

2019-20 PITT PANTHERS AVERAGES

No.	Name (Ht., Wt., Yr.)	Pos.	PPG	RPG	APG	Notables
0	• Eric Hamilton (6-9, 230, Gr.)	F	6.4	4.5	0.2	team-high .565 field goal percentage
1	• Xavier Johnson (6-3, 200, So.)	G	12.3	3.8	5.0	.410 3PT field goal percentage
2	• Trey McGowens (6-4, 190, So.)	G	12.9	3.7	3.0	12 double figure scoring games
3	Ithiel Horton (6-3, 200, So.)	G	-	-	-	sitting out 2019-20 season due to NCAA transfer rules
4	Gerald Drumgoole, Jr. (6-5, 200, Fr.)	G/F	1.3	1.7	0.4	missed 8 games (11/18-12/20) with an ankle injury
5	Au'Diese Toney (6-6, 210, So.)	G/F	6.4	4.7	1.2	missed the past 2 games with an elbow injury
11	• Justin Champagnie (6-6, 200, Fr.)	G/F	11.7	6.5	0.5	3 games with 20+ points scored
12	Abdoul Karim Coulibaly (6-8, 215, Fr.)	F	1.7	1.3	0.3	career-high 9 points vs. Binghamton (12/20)
13	KJ Marshall (5-9, 165, Fr.)	G	0.0	0.0	0.0	collegiate debut vs. Binghamton (12/20)
14	Curtis Aiken, Jr. (6-1, 200, R-Fr.)	G	0.0	0.5	0.0	appeared in 2 games
15	Kene Chukwuka (6-9, 225, Sr.)	F	-	-	-	underwent offseason hip surgery
21	Terrell Brown (6-10, 235, Jr.)	F/C	4.7	3.2	0.1	team-high 27 blocked shots
22	Anthony Starzynski (6-3, 190, Sr.)	G	0.0	0.0	0.0	appeared in 14 career games
23	Samson George (6-7, 220, Jr.)	F	1.3	1.7	0.0	tied career-high with 4 rebs vs. West Virginia (11/15)
24	• Ryan Murphy (6-2, 185, Jr.)	G	11.0	3.0	2.0	11-of-24 from 3PT range over past 4 games
31	Onyebuchi Ezeakudo (6-0, 180, So.)	G	0.3	0.4	0.2	appeared in 9 games
42	Chayce Smith (6-3, 185, So.)	G	0.0	1.0	0.0	made collegiate debut vs. Binghamton (12/20)

• - projected starter

THE OPENING TIP

• Pitt is on the road for the second consecutive game to face Miami Sunday, Jan. 12 at the Watsco Center. Tipoff is scheduled for 6 p.m. on the ACC Network.

• The Panthers are 2-1 on the season in true road games with wins at Robert Morris and North Carolina. Wednesday's victory over the Tar Heels snapped 22-game ACC road losing skid.

• Sunday's contest marks the third consecutive meeting at the Watsco Center in the series between Pitt and Miami. The Panthers host Miami at the Petersen Events Center Feb. 2.

• Pitt's backcourt trio of **Trey McGowens** (12.9 ppg.), **Xavier Johnson** (12.3 ppg.) and **Ryan Murphy** (11.0 ppg.) combine to average 36.2 points per game. The group has accounted for 54.2 percent (542-of-1001) of the team's scoring and has combined for 33 double-figure scoring efforts on the season.

• **Justin Champagnie** has scored in double figures in each of the past four games and is averaging a team-high 17.0 points and 8.0 rebounds per game in that span.

BROADCAST INFORMATION

ACC Network	Play-by-Play: Mike Monaco
	Analyst: Malcolm Huckaby
WatchESPN	es.pn/2R6lfx
Pitt Radio Network (Flagship Station 93.7 The Fan)	Play-by-Play: Jeff Hathhorn
	Analyst: Curtis Aiken
Sirius / XM (internet)	na / 382 (971)

#H2P • 1 • #ZooEra

BY THE NUMBERS

- The Panthers have held eight opponents to 60 points or fewer scored in a game this season. Pitt is 8-0 on the year and 15-0 under **Jeff Capel** when holding the opposition to 60 points or fewer scored. The Panthers rank second in the ACC (T-23rd in NCAA) in scoring defense at 60.7 points per game.
- Pitt has held nine opponents to under 40.0 percent shooting from the field this season. The Panthers are 17-4 under **Jeff Capel** when holding the opposition below 40.0 percent shooting. Capel-led teams are 109-14 when opponents shoot less than 40.0 percent from the field.
- Pitt ranks third in the ACC in offensive rebound percentage (.333) and offensive rebounds per game (11.8 orgp.). **Au'Diese Toney** (2.0 orgp.), **Eric Hamilton** (1.9 orgp.) and **Justin Champagnie** (1.9 orgp.) combine for 5.8 offensive rebounds per game.
- Pitt's top four scorers - **Trey McGowens** (12.9 ppg.), **Xavier Johnson** (12.3 ppg.), **Justin Champagnie** (11.7 ppg.) and **Ryan Murphy** (11.0 ppg.) - combine for 47.9 points per game and 71.6 percent (717-of-1001) of the team's scoring. The group combined for 67 of the team's 73 points in the win over North Carolina. Pitt is one of five ACC teams (Duke, Georgia Tech, NC State, Notre Dame) with four or more double figure scorers.
- The Panthers are tied for 15th in the NCAA with a 22.4 defensive free throw rate (the ratio of foul shots to field goal attempts). Pitt opponents average 12.5 free throw attempts and 55.5 field goal attempts per game.
- Pitt is second in the ACC and tied for 23rd nationally with a +3.80 turnover margin. The Panthers are forcing 16.3 turnovers per game, while committing just 14.6 fouls per contest. Pitt has forced 17 or more turnovers in a game six times.

- Pitt is shooting 41.0 percent (32-of-78) from three-point range and averaging 8.0 threes per game over the past four contests. **Justin Champagnie** is 10-of-21 (.476) and **Ryan Murphy** is 11-of-24 (.458) from beyond the arc in that stretch.
- **Trey McGowens** has scored in double figures in seven of the past eight games and 12 times overall on the season. He is averaging 14.5 points, 3.4 assists and 2.6 steals per game in that span. McGowens ranks third in the ACC in steals (2.0 spg.).
- **Justin Champagnie** ranks sixth among ACC freshmen in scoring at 11.7 points per game and third in rebounds at 6.5 rebounds per game. He has scored in double figures 10 times, including three 20+ point games, and has grabbed six or more rebounds 11 times.
- **Xavier Johnson** is one of three players in the ACC (joined by Tre Jones, Duke and Markell Johnson, NC State) averaging at least 10.0 points, 3.5 rebounds and 5.0 assists per game. He enters Sunday's game averaging 12.3 points, 3.8 rebounds and 5.0 assists per game, while shooting 41.0 percent (16-of-39) from three-point range.
- **Ryan Murphy** leads the team with 28 three-point field goals and is 11th in the ACC in threes per game (1.87 3pg.). He has made two or more three-point field goals in a game nine times and has 11 threes over the past four games.
- **Eric Hamilton** and **Terrell Brown** combine to average 13.0 points and 6.0 rebounds per game, while shooting 65.5 percent (19-of-29) from the field and 82.4 percent (14-of-17) from the foul line in conference play.
- **Xavier Johnson** is four points shy of becoming just the 10th player in program history to top the 700-point plateau during their sophomore season.

PANTHER SPOTLIGHTS



- **Trey McGowens** is averaging 17.7 points, 6.0 rebounds, 5.3 assists and 3.7 steals per game, while shooting 46.2 percent (18-of-39) from the field in Pitt's three road games this season.



- **Justin Champagnie** is 10-of-19 (.526) from three-point range over the past three contests. He has scored 20 or more points and made four or more threes in two of the past three contests. Champagnie was 5-of-37 (.135) from beyond the arc over the first 12 games of the season.

2019-20 STATS COMPARISON

	Pitt	Miami
Points	66.7	73.2
Opp. Points	60.7	73.1
Rebounds	35.2	32.8
Opp. Rebounds	35.8	39.4
Off. Rebounds	11.8	8.1
Opp. Off. Rebounds	12.1	11.9
Field Goal Pct.	.419	.450
Opp. Field Goal Pct.	.402	.455
Three-Point Pct.	.301	.367
Opp. Three-Point Pct.	.329	.331
Three-Point FGs	5.4	7.9
Opp. Three-Point FGs	7.3	7.1
Free Throw Pct.	.718	.720
Opp. Free Throw Pct.	.695	.672
Free Throws Made	14.9	11.2
Opp. Free Throws Made	8.7	9.2
Personal Fouls	14.6	14.3
Assists	12.3	10.9
Opp. Assists	12.4	15.2
Turnovers	12.5	10.7
Opp. Turnovers	16.3	12.6
Blocked Shots	3.4	3.7
Opp. Blocked Shots	3.3	3.9
Steals	7.9	6.3
Opp. Steals	5.5	5.4

LAST TIME OUT

- Pitt snapped a 22-game conference road losing streak with a come-from-behind, 73-65, win over North Carolina Wednesday at the Dean E. Smith Center.
- The Panthers rallied from a 14-point first half deficit and a nine-point halftime deficit to snap a North Carolina streak of 109 consecutive home wins when leading by five or more points at the half.
- Pitt starters accounted for all 73 points with **Trey McGowens** (24), **Justin Champagnie** (22) and **Xavier Johnson** (17) combining for 63 points in the win.
- McGowens filled the stat sheet with a game-high 24 points to go along with six rebounds, a career-high eight assists and four steals. He had 17 points on 6-of-9 shooting, including 3-of-4 from three-point range, to go along with five assists in the second half of play.
- Champagnie finished with a career-high 22 points, including 16 in the second half, and eight rebounds. He made four consecutive three-point field goals in a four-minute span in the second half. Champagnie went 7-of-12 from the field, including 4-of-7 from three, for the game.
- Johnson added 17 points and three assists as Pitt won for the first time in Chapel Hill.
- The Panthers scored 45 points in the second half of play, second-most on the season. Pitt went 14-of-24 (.583) from the field, including 8-of-12 (.667) from three-point range after intermission.

Pitt Leaders

Points	Trey McGowens (24)
Rebounds	Justin Champagnie (8)
Assists	Trey McGowens (8)
Steals	Trey McGowens (4)
Blocks	Terrell Brown & Justin Champagnie (2)

#ZOOERA CONTINUES

• **Jeff Capel** was announced as the 16th head coach in program history March 28, 2018. He owns a 187-133 record as a head coach with three NCAA Tournament appearances, including a trip to the Elite Eight in 2008.

• Capel has helped secure six top-10 recruiting classes and commitments from 23 McDonald's All-America selections in his career.

FAMILY AFFAIR

• Head coach **Jeff Capel** is joined on the coaching staff by his younger brother **Jason Capel**. They are the first brother coaching combination in the ACC since Seth Greenberg and Brad Greenberg were together on the staff at Virginia Tech from 2003-07.

SEASONED STAFF

• Head coach **Jeff Capel** has assembled an impressive coaching staff featuring three former Division I head coaches - **Tim O'Toole** (Fairfield - 1998-2006), **Milan Brown** (Holy Cross - 2010-15 & Mount St. Mary's - 2003-10) and **Jason Capel** (Appalachian State - 2010-13). Pitt and Iowa are the only programs in the country with three former head coaches serving as full-time assistant coaches.

• Capel tapped into long-standing relationships when assembling his assistant coaches. O'Toole was an assistant coach at Duke during his playing days, while Brown's first coaching job was as an assistant at Old Dominion for Jeff Capel II.

Former Head Coaches on Staff

Rk	School	Total
1.	Pitt	3
	Tim O'Toole - Fairfield	
	Milan Brown - Mount St. Mary & Holy Cross	
	Jason Capel - Appalachian State	
	Iowa	3
	Kirk Speraw - Central Florida	
	Sherman Dillard - Indiana State & James Madison	
	Billy Taylor - Lehigh	
3.	Creighton	2
	Steve Merfeld - Hampton & Evansville	
	Paul Lusk - Missouri State	
	Michigan State	2
	Dane Fife - IPFW	
	Mike Garland - Cleveland State	
	Minnesota	2
	Rob Jeter - Milwaukee	
	Ed Conroy - The Citadel & Tulane	
	Oklahoma State	2
	Scott Sutton - Oral Roberts	
	John Cooper - Miami [OH] & Tennessee State	
	South Carolina	2
	Perry Clark - Texas A&M-CC, Miami [FL] & Tulane	
	Chuck Martin - Marist	
	Tulane	2
	Ray McCallum - Ball State, Houston & Detroit	
	Kevin Johnson - Centenary	
	Washington	2
	Cameron Dollar - Seattle	
	Dave Rice - UNLV	

HOME COURT ADVANTAGE

• Pitt has compiled a 258-62 (.806) record, including a 157-10 (.940) ledger in non-conference play, at the Petersen Events Center.

• Pitt is 24-24 (.500) versus teams ranked in the top 25 of the AP Poll at the Petersen Events Center, with a 14-8 (.636) mark against top-10 teams and a 9-3 (.750) ledger versus teams ranked in the top-5.

NCAA • Homecourt Wins since 2002-03 Season

Rk	Team	Wins
1.	Kansas	275
2.	Memphis	272
3.	Kentucky	266
4.	Syracuse	264
	Duke	264
6.	Pitt	258
7.	Creighton	255
8.	Wisconsin	251
9.	Michigan State	250
10.	Gonzaga	242

through Jan. 9

X GON' GIVE IT TO YA

• **Xavier Johnson** has scored in double figures in 40 of 48 career games and is averaging 14.5 points, 3.9 rebounds and 4.7 assists per game. Vonteeo Cummings (1995-99) and Carl Krauser (2002-06) are the only players to average at least 10.0 points, 4.0 rebounds and 4.0 assists in their careers.

• Johnson is one of three players in the ACC averaging at least 10.0 points, 3.5 rebounds and 5.0 assists per game this season.

• Johnson has recorded five or more assists nine times and is sixth in the ACC with 5.0 assists per game.

• Johnson recorded 13 points, three rebounds, six assists and a career-high four steals in a win over Arkansas Pine Bluff.

• Johnson had a season-high 20 points on 8-of-14 shooting from the field to go along with eight assists in a win over Rutgers.

• Johnson was named to the Fort Myers Tip-Off all-tournament team after averaging 11.5 points, 6.0 rebounds and 4.0 assists per game in wins over Kansas State and Northwestern.

ACC • Players Averaging 10.0+ PPG, 3.5+ RPG, 5.0+ APG

Player, Team	PPG	RPG	APG
Tre Jones, Duke	14.2	3.8	7.2
Markell Johnson, NC State	12.9	5.0	6.8
Xavier Johnson, Pitt	12.3	3.8	5.0

Pitt • Top Scoring Marks Through Sophomore Season

Rk	Player, Years	Points (Games)
1.	DeJuan Blair, 2007-09	979 (72)
2.	Charles Smith, 1984-86	896 (58)
3.	Sam Clancy, 1977-79	825 (58)
4.	Jerome Lane, 1985-87	786 (62)
5.	Larry Harris, 1974-76	781 (55)
6.	Chris Taft, 2003-05	778 (65)
6.	Clyde Vaughan, 1980-82	769 (61)
7.	Jason Matthews, 1987-89	743 (61)
8.	Demetrius Gore, 1984-86	734 (58)
9.	Julius Page, 2000-02	725 (68)
10.	Ricardo Greer, 1997-99	699 (56)
11.	Xavier Johnson, 2018-p.	696 (48)
12.	Ashton Gibbs, 2008-10	685 (69)
	Carl Krauser, 2002-04	685 (64)
14.	Jerry McCullough, 1991-93	673 (61)
15.	Michael Young, 2013-15	669 (70)

PITT SEASON & CAREER TOTALS

	2019-20	Career
Double-Figure Scoring Games		
Xavier Johnson	12 (9-3)	40 (23-17)
Trey McGowens	12 (9-3)	29 (19-10)
Terrell Brown	1 (1-0)	15 (7-8)
Au'Diese Toney	5 (5-0)	14 (11-3)
Ryan Murphy	9 (6-3)	14 (7-7)
Eric Hamilton	5 (4-1)	13 (11-2)
Justin Champagnie	10 (8-2)	10 (8-2)
Kene Chukwuka	-	2 (1-1)
30+ Point Games		
Trey McGowens	-	2 (2-0)
Xavier Johnson	-	1 (0-1)
20+ Point Games		
Xavier Johnson	1 (1-0)	10 (6-4)
Trey McGowens	2 (2-0)	6 (6-0)
Justin Champagnie	3 (3-0)	3 (3-0)
Ryan Murphy	1 (0-1)	2 (0-2)
Au'Diese Toney	-	1 (1-0)
10+ Rebound Games		
Eric Hamilton	2 (2-0)	3 (3-0)
Justin Champagnie	2 (2-0)	2 (2-0)
Terrell Brown	-	1 (1-0)
Au'Diese Toney	-	1 (0-1)
10+ Assist Games		
Xavier Johnson	-	2 (2-0)
Double-Doubles		
Eric Hamilton	2 (2-0)	3 (3-0)
Justin Champagnie	2 (2-0)	2 (2-0)
Xavier Johnson	-	2 (2-0)
3+ Three-Point FG Games		
Ryan Murphy	5 (3-2)	9 (4-5)
Xavier Johnson	1 (1-0)	5 (2-3)
Trey McGowens	2 (2-0)	3 (3-0)
Justin Champagnie	3 (3-0)	3 (3-0)
Scoring Leaders		
Xavier Johnson	3 (2-1)	15 (5-10)
Trey McGowens	5 (4-1)	15 (12-3)
Ryan Murphy	4 (2-2)	5 (2-3)
Justin Champagnie	4 (4-0)	4 (4-0)
Terrell Brown	1 (1-0)	3 (1-2)
Eric Hamilton	-	2 (1-1)
Rebounding Leaders		
Au'Diese Toney	3 (1-2)	16 (8-8)
Terrell Brown	1 (1-0)	13 (2-11)
Eric Hamilton	5 (4-1)	11 (9-2)
Justin Champagnie	8 (5-3)	8 (5-3)
Xavier Johnson	-	5 (1-4)
Kene Chukwuka	-	4 (2-2)
Trey McGowens	1 (1-0)	2 (2-0)
Samson George	-	1 (0-1)
Assists Leaders		
Xavier Johnson	11 (8-3)	36 (19-17)
Trey McGowens	5 (4-1)	9 (5-4)
Ryan Murphy	3 (2-1)	3 (2-1)
Au'Diese Toney	1 (0-1)	1 (0-1)
Terrell Brown	-	1 (1-0)
Kene Chukwuka	-	1 (1-0)

Record in such games in ()

STREAKS

Overall	Won 1
Unranked teams anywhere	Won 1
Ranked teams anywhere	Lost 5
Home	Lost 1
Home ACC	Lost 1
Home non-conference	Won 6
Home unranked non-conference	Won 6
Home ranked teams	Lost 2
Home unranked teams	Lost 1
Road	Won 1
Road ACC	Won 1
Road ranked teams	Lost 19
Road unranked teams	Won 2
Neutral	Won 2
Neutral ranked teams	Lost 5
Neutral unranked teams	Won 2

Consecutive Made Free Throws (active streak)

Au'Diese Toney	11
Justin Champagnie	9
Ryan Murphy	6
Eric Hamilton	6
Kene Chukwuka	4
Samson George	1

Consecutive Games (Played) with a Three-Point Field Goal

Justin Champagnie	3
Xavier Johnson	2
Trey McGowens	2

Games Played	2019-20	Career
Eric Hamilton	15 (11-4)	97 (78-19)
Terrell Brown	15 (11-4)	79 (33-46)
Kene Chukwuka	-	63 (22-41)
Xavier Johnson	15 (11-4)	48 (25-23)
Trey McGowens	15 (11-4)	48 (25-23)
Au'Diese Toney	13 (10-3)	45 (24-21)
Ryan Murphy	15 (11-4)	34 (16-18)
Samson George	3 (2-1)	23 (10-13)
Justin Champagnie	15 (11-4)	15 (11-4)
Anthony Starzynski	3 (2-1)	14 (10-4)
Abdoul Karim Coulibaly	12 (8-4)	12 (8-4)
Onyebuchi Ezeakudo	9 (7-2)	11 (8-3)
Gerald Drumgoole, Jr.	7 (4-3)	7 (4-3)
Curtis Aiken, Jr.	2 (2-0)	2 (2-0)
KJ Marshall	1 (1-0)	1 (1-0)
Chayce Smith	1 (1-0)	1 (1-0)

Starts	Consecutive	Career
Xavier Johnson	48 (25-23)	48 (25-23)
Trey McGowens	4 (3-1)	46 (23-23)
Terrell Brown	-	37 (10-27)
Au'Diese Toney	-	36 (18-18)
Kene Chukwuka	-	30 (13-17)
Ryan Murphy	2 (1-1)	16 (8-8)
Justin Champagnie	5 (4-1)	10 (9-1)
Eric Hamilton	8 (6-2)	10 (7-3)
Gerald Drumgoole, Jr.	-	1 (1-1)

Record in such games at Pitt in ()

TREY FULL OF STATS

• **Trey McGowens** is filling the stat sheet averaging 12.9 points, 3.7 rebounds, 3.0 assists and 2.0 steals per game.

• McGowens posted 25 points, eight rebounds, five assists and four steals in a road win over Robert Morris. He became the first Panther since the 1997-98 season to post at least 25 points, five rebounds, five assists and four steals in a game.

• McGowens recorded 24 points, six rebounds, eight assists and four steals in a road win over North Carolina. He matched a career-high with four three-point field goals and scored 17 points in the second half.

• McGowens came off the bench to score a team-high 18 points and match a career best with four threes in a win over Northern Illinois.

• McGowens has recorded two or more steals in a game eight times and ranks third in the ACC in steals (2.00 spg.).

• The Panthers are 19-10 over the past two seasons when McGowens scores in double figures, including a 6-0 mark when he scores 20 or more points.

Pitt • 25+ Pts, 5+ Rebs, 5+ Asts, 4+ Stls Games since 1986-87

Player, Opponent, Date	Pts/Rebs/Asts/Stls
Trey McGowens, at Robert Morris, 11/12/19	25/8/5/4
Vonteego Cummings, St. John's, 1/22/98	27/7/6/4
Vonteego Cummings, at Georgetown, 2/17/98	32/5/8/4
Vonteego Cummings, vs. Villanova, 3/4/98	37/6/6/5
Darelle Porter, vs. Georgia Tech, 12/4/89	25/6/5/5

JUST-IN TIME

• **Justin Champagnie** has scored in double figures 10 times and is third on the team in scoring (11.7 ppg.). He has grabbed five or more rebounds in 14 games and leads the Panthers (T-19th in the ACC) in rebounding at 6.5 rpg.

• Champagnie has scored 20 or more points in two of the past three games and is averaging 18.0 points and 7.3 rebounds per game, while shooting 54.5 percent (18-of-33) from the field, including 52.6 percent (10-of-19) from three-point range, in that span.

• Champagnie scored a season-high 22 points, including 16 in the second half of play, while adding eight rebounds and two blocks in a road win over North Carolina. He knocked down four consecutive three-point field goals in a span of 3:52 in the second half to help erase a nine-point halftime deficit.

• Champagnie registered 21 points to go along with six rebounds and three steals in a win over Canisius. He went 7-of-9 from the field, including 5-of-6 from three-point range, in the contest.

• Champagnie posted 14 points and 10 rebounds for his second double-double of the season against Binghamton.

• Champagnie recorded 21 points to go along with six rebounds in the title game of the Fort Myers Tip-Off. He was named MVP of the event after leading the Panthers to wins over Kansas State and Northwestern.

• Champagnie grabbed a defensive rebound in the final 30 seconds of play against Monmouth to record a double-double in his first career start for the Panthers. He finished with 12 points and 10 rebounds in the win.

• Champagnie scored 18 points on 8-of-12 shooting from the field in a win over Arkansas Pine Bluff. He added six rebounds and a season-high three steals in the game.

ACC • Freshmen Scoring Leaders

Rk	Player, School	PPG
1.	Cole Anthony, North Carolina	19.1
2.	Vernon Carey, Duke	18.1
3.	Landers Nolley, Virginia Tech	17.1
4.	Jay Heath, Boston College	12.4
5.	Joe Girard, Syracuse	11.9
6.	Justin Champagnie, Pitt	11.7
7.	Matthew Hurt, Duke	11.6
8.	Cassius Stanley, Duke	11.2
9.	Armando Bacot, North Carolina	9.4
10.	Nahiem Alleyne, Virginia Tech	9.3

ACC • Freshmen Rebounding Leaders

Rk	Player, School	PPG
1.	Vernon Carey, Duke	8.8
2.	Armando Bacot, North Carolina	7.9
3.	Justin Champagnie, Pitt	6.5
4.	Cole Anthony, North Carolina	6.3
5.	Tyrece Radford, Virginia Tech	5.9

MURPHY MAKING HIS MARK

• **Ryan Murphy** has made an immediate impact for the Panthers in his return to the Division I ranks after spending last season at New Mexico Junior College. He has scored in double figures in nine games and is fourth on the team in scoring at 11.0 points per game.

• Murphy came off the bench to score a career-high 28 points to go along with five rebounds, three assists and two steals against Nicholls State. He went 10-of-17 from the field, including 4-of-7 from three-point range, and 4-of-6 from the foul line in the contest. The 28 points off the bench was the second most in program history.

• Murphy ranks 11th in the ACC with 1.87 three-point field goals per game. He has made three or more three-pointers in a game five times, including three of the past four contests.

Pitt • Top Scoring Games off the Bench

Rk	Player, Opponent, Date	Pts
1.	Clyde Vaughan, vs. JMU, 12/20/80	29
2.	Ryan Murphy, vs. Nicholls State, 11/9/19	28
	Jason Maile, vs. St. John's, 3/9/95	28
4.	Bob McFarland, at Miami [Fla.], 1/6/68	26
	Sammie Ellis, vs. Rio Grande, 11/29/78	26
	Ashton Gibbs, at St. John's, 2/19/11	26
	Mark McCarroll, Georgia, 12/30/03	26

Three or More Three-Point Field Goals

Opponent, Date	3FG	3FGA	Pts
Florida State, 11/6/19	3	6	13
Nicholls State, 11/9/19	4	7	28
Binghamton, 12/20/19	3	7	11
Canisius, 12/30/19	4	7	16
Wake Forest, 1/4/20	4	6	18

HAMILTON ON THE BOARDS

• **Eric Hamilton** has grabbed eight or more rebounds five times, including 12 rebounds in wins over Kansas State and Northwestern.

• Hamilton posted a double-double in consecutive games in the championship rounds of the Fort Myers Tip-Off. He had 13 points and 12 rebounds against Kansas State and followed up with 10 points and 12 rebounds in a win over Northwestern.

• Hamilton is averaging 7.5 points per game, while shooting 61.1 percent (11-of-18) from the field and 88.9 percent (8-of-9) from the foul line in four ACC contests.

WHAT CAN BROWN DO FOR YOU?

- Terrell Brown recorded five blocked shots against Nicholls State and Robert Morris. He has recorded four or more blocks in a game three times this season and 13 times in his career.
- Brown is averaging 1.68 blocks per game for his career, sixth-best in program history. He is also fifth in the Pitt record books with 133 career blocked shots.
- Brown ranks fifth in the ACC this season with 1.80 blocks per game.
- Brown made nine consecutive field goal attempts over the first three games of the season, tied for ninth-best in program history.

Pitt • Career Blocks Per Game

Rk	Player, Years	GM	BLKS	BPG
1.	Charles Smith, 1984-88	122	346	2.84
2.	Eric Mobley, 1991-94	88	184	2.09
3.	Mark Blount, 1995-97	56	105	1.88
4.	Attila Cosby, 1997-99	55	96	1.75
5.	Chris Taft, 2003-05	65	110	1.69
6.	Terrell Brown, 2017-p.	79	133	1.68
7.	Jaime Peterson, 1993-95	54	89	1.65
8.	Sam Clancy, 1977-81	116	170	1.47
9.	Isaac Hawkins, 1996-01	118	143	1.21
10.	Aaron Gray, 2003-07	113	130	1.15

Pitt • Career Blocks

Rk	Player, Years	Blocks
1.	Charles Smith, 1984-88	346
2.	Eric Mobley, 1991-94	184
3.	Sam Clancy, 1977-81	170
4.	Isaac Hawkins, 1996-01	143
5.	Terrell Brown, 2017-p.	133

Pitt • Consecutive Field Goals Made

Rk	Player, Date	FG
1.	Ryan Luther, 12/10/16-12/21/16	15
2.	Charles Smith, 1/6/88-1/11/88	14
3.	Nasir Robinson, 1/28/12-1/30/12	13
	Brian Shorter, 2/11/90-2/13/90	13
	Eric Mobley, 11/27/93-12/1/93	13
6.	Aaron Gray, 2/16/06-2/15/06	11
7.	Dante Taylor, 2/26/12-2/29/12	10
	Mark McCarroll, 12/30/03	10
9.	6x; last by Terrell Brown, 11/6/19-11/12/19	9

GETTING DEFENSIVE

- Pitt ranks second in the ACC (T-23rd in the NCAA) in scoring defense at 60.7 points per game. The Panthers have held the opposition to 60 points or fewer nine times.
- The Panthers limited Arkansas Pine Bluff to 41 points on 32.6 percent shooting from the field, while also forcing 22 turnovers. The 41 points scored is tied for the ninth-lowest total by a Pitt opponent since the 1954-55 season.
- Pitt forced a season-high 27 turnovers and posted a 32-17 advantage in points off turnovers in a win over Binghamton.
- Pitt ranks second in the ACC in turnover margin (+3.8) and fourth in turnovers forced (16.33 topg.).

Pitt • Fewest Points Allowed in a Game (since 1954-55)

Rk	Opponent, Date	Pts
1.	New Hampshire, 12/4/09	32
2.	Savannah State, 12/1/01	35
3.	Ohio Northern, 11/30/74	36
4.	Penn State, 12/6/03	37
5.	New Hampshire, 12/27/03	38
6.	Carnegie Mellon, 12/16/96	39
	Holy Cross, 12/23/14	39
8.	Bethune-Cookman, 12/15/12	40
9.	5x; last Arkansas Pine Bluff, 11/21/19	41

NCAA • Scoring Defense

Rk	Team	PPG
1.	Virginia	47.6
2.	Liberty	51.8
3.	Sacramento State	53.3
4.	Butler	54.1
5.	San Diego State	56.5
6.	Missouri	57.7
7.	Stanford	58.1
8.	UNC Greensboro	58.3
9.	Baylor	58.4
10.	Navy	58.5
11.	Ohio State	58.9
12.	UC Riverside	59.4
13.	Tennessee	59.6
14.	Rutgers	59.7
15.	New Mexico State	60.0
16.	Southern Illinois UAB	60.2
18.	Vermont	60.3
19.	West Virginia	60.4
	Texas	60.4
	Fordam	60.4
22.	Kansas State	60.6
23.	Pitt	60.7
	VCU	60.7

through Jan. 9

SNAPPING THE ACC ROAD SKID

- Pitt ended a 22-game conference road losing streak that dated back to Feb. 8, 2017 with a 73-65 win at North Carolina.
- The Panthers overcame a 14-point first half deficit and a nine-point halftime deficit to win by eight points. The 17-point turnaround in the second half is the eighth largest turnaround in a road game in program history and also the ninth largest turnaround in a conference game overall.
- Pitt's win snapped a 109 consecutive game home winning streak for North Carolina when leading by five or more points at halftime.
- **Trey McGowens** (24), **Justin Champagnie** (22) and **Xavier Johnson** (17) combined for 63 of the Panthers' 73 points.
- The loss marked only the 16th time in 35 years North Carolina lost at the Smith Center when leading at the half.
- The nine-point deficit is the third largest halftime deficit overcome by an opponent at the Smith Center and the largest overcome by a North Carolina opponent since Jan. 8, 2003.

Pitt • Largest Halftime Turnaround in a Road Game

Rk	Opponent, Date	Halftime	Final	Turn
1.	at St. Francis [Pa.], 12/5/83	-12 (47-35)	94-80	+26
2.	at Duquesne (2OT), 12/2/09	-13 (33-20)	67-58	+22
3.	at Connecticut, 1/22/05	-11 (43-32)	76-66	+21
4.	at NC State, 1/4/04	-8 (34-26)	74-62	+20
	at Syracuse, 2/10/02	-8 (35-27)	75-63	+20
6.	at Georgetown, 2/24/04	-8 (28-20)	68-58	+18
	at West Virginia, 2/16/02	-8 (45-37)	85-75	+18
8.	at North Carolina, 1/8/20	-9 (37-28)	73-65	+17

Pitt • Largest Halftime Turnaround in a Conference Game

Rk	Opp. (Conference), Date	Halftime	Final	Turn
1.	at Connecticut (BEC), 1/22/05	-11 (43-32)	76-66	+21
	West Virginia (E8), 2/21/81	-4 (29-25)	81-64	+21
3.	at NC State (ACC), 1/4/04	-8 (34-26)	74-62	+20
	at Syracuse (BEC), 2/10/02	-8 (35-27)	75-63	+20
5.	Villanova (BEC), 3/6/04	-5 (22-17)	59-45	+19
	Notre Dame (BEC), 1/31/09	-6 (45-39)	93-80	+19
7.	at Georgetown (BEC), 2/24/04	-8 (28-20)	68-58	+18
	at West Virginia (BEC), 2/16/02	-8 (45-37)	85-75	+18
9.	at N. Carolina (ACC), 1/8/20	-9 (37-28)	73-65	+17

2019-20 ACC / NCAA RANKS

Team	ACC Rank	NCAA Rank
Scoring Offense	66.7	13th
Scoring Defense	60.7	2nd
Scoring Margin	+6.0	9th
FG Pct.	.419	12th
Opp. FG Pct.	.402	9th
3-Pt. Pct.	.301	12th
3-Pt. FGs Per Game	5.4	13th
Opp. 3-Pt. Pct.	.329	10th
FT Pct.	.718	5th
Rebound Margin	-0.6	11th
Assists	12.3	13th
Assist/Turnover Ratio	0.98:1	11th
Blocked Shots	3.4	10th
Steals	7.9	5th
Turnovers Per Game	12.5	8th
Turnover Margin	+3.8	2nd

Individual

	ACC Rank	NCAA Rank
--	----------	-----------

Rebounds

Justin Champagnie	6.5	T-19th	-
-------------------	-----	--------	---

Three-Point Field Goals Per Game

Ryan Murphy	1.87	11th	-
-------------	------	------	---

Assists

Xavier Johnson	5.0	6th	59th
Trey McGowens	3.0	T-15th	-

Assist:Turnover Ratio

Xavier Johnson	1.29:1	15th	-
----------------	--------	------	---

Steals

Trey McGowens	2.00	3rd	54th
---------------	------	-----	------

Blocked Shots

Terrell Brown	1.80	5th	57th
---------------	------	-----	------

Minutes

Xavier Johnson	32.47	14th	214th
----------------	-------	------	-------

ACC/NCAA rankings through games on Jan. 9

HONORS & AWARDS

Justin Champagnie

Fort Myers Tip-Off MVP
Fort Myers Tip-Off All-Tournament Team

Eric Hamilton

Pitt Student-Athlete of the Week (Dec. 2)

Xavier Johnson

Fort Myers Tip-Off All-Tournament Team

KEEPING THEM OFF THE LINE

- Pitt is committing just 14.6 fouls per game and has limited the opposition to 8.7 made free throws per contest.
- The Panthers had a season-low seven fouls in a win over Northern Illinois. The Huskies were just 1-of-2 from the foul line in the contest. The one made free throw is tied for the second fewest by an opponent in program history, while the two attempts is tied for third fewest.
- Pitt held Binghamton to 1-of-5 shooting from the foul line, marking the second consecutive game the opposition made just one free throw.

Pitt • Opponent Fewest Made Free Throws

Rk	Opponent, Date	FTM
1.	North Florida, 12/8/12	0
2.	Binghamton, 12/20/19	1
	Northern Illinois, 12/16/19	1
	Albany, 11/28/03	1
	William & Mary, 1/3/04	1
	Connecticut, 1/31/87	1
	Howard, 11/27/12	1
	vs. Cincinnati, 12/17/13	1
	Buffalo, 1/3/76	1

Pitt • Opponent Fewest Free Throw Attempts

Rk	Opponent, Date	FTA
1.	North Florida, 12/8/12	0
2.	Albany, 11/28/03	1
3.	Northern Illinois, 12/16/19	2
	at Virginia, 3/4/17	2
5.	Miami [Fla.], 1/14/17	3
	vs. Cincinnati, 12/17/13	3
	Georgetown, 2/28/93	3
	St. Francis [Pa.], 12/20/11	3
	Howard, 11/27/12	3
10.	9x; last American, 12/22/10	4

FORT MYERS TIP-OFF TITLE

- Pitt posted wins over Monmouth, Arkansas Pine Bluff, Kansas State and Northwestern to claim the 2019 Rocket Mortgage Fort Myers Tip-Off championship. **Justin Champagnie** was named Most Valuable Player and was joined on the all-tournament team by **Xavier Johnson**.

SHOOTING WOES

- The Panthers went just 3-of-25 (.120) from the field in the second half against West Virginia for the second-lowest field goal percentage in a half in program history.
- Pitt shot 19.2 percent (5-of-26) from the field in the first half of its win over Monmouth. The Panthers bounced back in the second half to go 14-of-22 (.636) from the field.

Pitt • Worst Field Goal Percentage in a Half

Rk	Opponent, Date	Pct
1.	Virginia, (1-22), 2/24/18	.045
2.	West Virginia (3-35), 11/15/19	.120
3.	Rutgers (4-32), 1/11/12	.125
4.	at Seton Hall (5-32), 2/17/92	.156
5.	Louisville (4-25), 1/24/17	.160
6.	Monmouth (5-26), 11/18/19	.192
	vs. Maryland (5-26), 11/28/98	.192
	Fordham (5-26), 2/15/61	.192
10.	vs. Louisville (4-20), 3/8/06	.200
	at West Virginia (6-30), 2/3/10	.200

FRESH STARTS

- **Gerald Drumgoole, Jr.** earned a starting spot against Florida State, becoming the 20th Pitt freshman to start a season opener.
- Last season, **Xavier Johnson**, **Trey McGowens** and **Au'Diese Toney** started the season opener to become the first threesome of Panther freshmen to start the season opener in program history.

RAMON JOINS PITT STAFF

- Former Pitt standout **Ronald Ramon** has joined the Pitt Men's Basketball staff as an assistant director of operations. He assists the Pitt staff with recruiting visit logistics, alumni engagement and community service activities.
- Ramon recently concluded a professional career that included stints in Argentina, Brazil, Uruguay and Venezuela. He also represented the Dominican Republic in a number of international competitions including the 2014 FIBA World Cup and 2019 FIBA World Cup.
- A 2008 Pitt graduate, Ramon finished his collegiate career with 1,096 points, 254 rebounds, 339 assists and 100 steals, while helping the Panthers to a 101-35 record overall, four NCAA Tournament appearances and the 2008 Big East Tournament Championship. The Bronx, N.Y., native, remains ranked in the top 10 at Pitt in career three-point field goals (4th - 233), three-point attempts (4th - 590), three-point percentage (7th - .395) and assist-to-turnover ratio (5th - 2.04:1).
- Ramon averaged 6.8 points per game with 43 three-point field goals to earn Big East All-Freshman Team honors in 2005. He went on to average 8.0 or more points per game in each of the next three seasons, including a career-best 8.8 points per game while shooting 45.1 percent (74-of-164) from three-point range as a junior.

FATHER-SON COACH COMBOS

- **Jeff Capel** is one of eight sons of former Division I head coaches serving in the same capacity in the NCAA this season.

Father-Son Division I Head Coach Combos

Father	Son (School)
Jeff Capel II	Jeff Capel III (Pitt)
Dick Bennett	Tony Bennett (Virginia)
Kermit Davis, Sr.	Kermit Davis, Jr. (Mississippi)
Charlie Spoonhour	Jay Spoonhour (Eastern Illinois)
Rick Pitino	Richard Pitino (Minnesota)
Ralph Willard	Kevin Willard (Seton Hall)
Tony Barone, Sr.	Brian Barone (SIUE)
Homer Drew	Scott Drew (Baylor)

FATHER-SON PITT COMBOS

- Redshirt freshman guard **Curtis Aiken, Jr.**, is the son of former Panther standout and current member of the Pitt radio broadcast team **Curtis Aiken**. The elder Aiken scored 1,200 career points for the Panthers from 1983-1987.
- Sophomore guard **Chayce Smith** joined the program as a walk-on prior to the 2019-20 season. He is the son of Pitt all-time leading scorer and 1988 NBA First Round Draft selection **Charles Smith** (third overall).

Father-Son Pitt Combos

Father (Years)	Son (Years)
Samuel David (1945-49)	Joey David (1983-86)
Brian Generalovich (1961-64)	Brock Generalovich (1989-93)
Gilbert Johnson (1988-90)	Cameron Johnson (2014-17)
Curtis Aiken (1983-87)	Curtis Aiken, Jr. (2018-p.)
Charles Smith (1984-88)	Chayce Smith (2019-p.)

PEC UPGRADES

- Already bolstered by the \$12.5 million addition of Pitt Studios in 2018, The Petersen Events Center now features: LED lighting throughout the entire building, a new state-of-the-art centerhung video board, two end zone replay/stats boards, free public WiFi and a dedicated media WiFi network, a new media suite, enhanced and expanded premium seating areas, new in venue dining options at the PEC Food Court, and improved directional signage and environmental branding.
- Back of the house upgrades include: men's and women's basketball locker room and lounge renovations, an enhancement of the teaching space with the creation of a theatre-style video room, expansion of the basketball office space with a new grand entrance as well as conference rooms for men's and women's basketball, redesign of areas around the locker rooms to create a more dynamic pathway to and from the main court.

PITT INKS THREE FOR 2020

- Pitt signed three outstanding high school prospects during the NCAA Division I Basketball early signing period. Pitt's current 2020 recruiting class of **Max Amadasun**, **Noah Collier** and **John Hugley** is ranked 10th in the ACC and 37th in the NCAA by 247 Sports.
- **Amadasun**, a 6-10, 230-pound center with a 7-1 wingspan from Dublin, Ireland by way of Nigeria, is highly regarded for his athleticism, shot blocking and rebounding ability. He played well this past summer for the New York Lightning on the Nike EYBL circuit averaging 6.2 points, 5.8 rebounds and 1.2 blocks per game, while shooting 57.0 percent from the field.
- **Collier**, a 6-8, 210-pound forward from the Westtown School, ranks among the top 150 players in the country according to Rivals.com. He is a versatile player with terrific athleticism and the ability to play multiple positions on the court. This summer, Collier averaged 8.1 points, 4.8 rebounds and 0.5 blocks per game in 17 Nike EYBL contests as a member of Team Final. As a junior, he earned second team Chester County All-Area honors after helping Westtown to a 22-10 record overall, including a 10-0 mark in the Friends School League.
- **Hugley**, a 6-9, 240-pound forward out of Ohio, is the top rated player in the Pitt class and the second top 100 player signed by Capel and his staff. He is a consensus four-star prospect and ranked 95th overall by Rivals.com. Hugley, a first team all-district and honorable mention All-Ohio selection as a junior, averaged 16.1 points, 12.6 rebounds and 1.9 blocks per game, while leading Brush to a 21-win season and district finals appearance. This summer, he averaged 9.0 points and 6.5 rebounds per game while splitting time between All-Ohio Red and Indy Heat on the Nike EYBL circuit.

2019-20 PITT MEN'S BASKETBALL ROSTER

Alphabetical

NO	NAME	POS	HT	WT	CL-EXP	HOMETOWN (HIGH SCHOOL / PREVIOUS COLLEGE)
14	Curtis Aiken, Jr.	G	6-1	200	R-FR-HS	Pittsburgh, Pa. (North Allegheny)
21	Terrell Brown	F/C	6-10	235	JR-2L	Providence, R.I. (Tilton School [N.H.])
11	Justin Champagnie	G/F	6-6	200	FR-HS	Brooklyn, N.Y. (Bishop Loughlin)
15	Kene Chukwuka	F	6-9	225	SR-2L	Stockholm, Sweden (Soderslatts Gymnasiet / New Mexico JC)
12	Abdoul Karim Coulibaly	F	6-8	215	FR-HS	Bamako, Mali (Scotland Campus [Pa.])
4	Gerald Drumgoole, Jr.	G/F	6-5	200	FR-HS	Rochester, N.Y. (La Lumiere [Ind.])
31	Onyebuchi Ezeakudo	G	6-0	180	SO-1L	Fort Wayne, Ind. (Homestead)
23	Samson George	F	6-7	220	JR-2L	Minna, Nigeria (First Love Christian Academy [Pa.] / Iona)
0	Eric Hamilton	F	6-9	230	GR-TR	Atlanta, Ga. (Duluth / Wichita State / UNC Greensboro)
3	Ithiel Horton	G	6-3	200	SO-TR	Vauxhall, N.J. (Roselle Catholic / Delaware)
1	Xavier Johnson	G	6-3	200	SO-1L	Woodbridge, Va. (Bishop O'Connell)
13	KJ Marshall	G	5-9	165	FR-HS	Reading, Pa. (Trinity Christian Academy [N.C.])
2	Trey McGowens	G	6-4	190	SO-1L	Pendleton, S.C. (Hargrave Military Academy [Va.])
24	Ryan Murphy	G	6-2	185	JR-TR	Calabasas, Calif. (Calabasas / Charlotte / New Mexico JC)
42	Chayce Smith	G	6-3	185	SO-HS	Mount Laurel, N.J. (The Kiski School [Pa.])
22	Anthony Starzynski	G	6-3	190	SR-2L	Pittsburgh, Pa. (Baldwin)
5	Au'Diese Toney	G/F	6-6	210	SO-1L	Huntsville Ala. (Trinity Christian Academy [N.C.])

Numerical

NO	NAME	POS	HT	WT	CL-EXP	HOMETOWN (HIGH SCHOOL / PREVIOUS COLLEGE)
0	Eric Hamilton	F	6-9	230	GR-TR	Atlanta, Ga. (Duluth / Wichita State / UNC Greensboro)
1	Xavier Johnson	G	6-3	200	SO-1L	Woodbridge, Va. (Bishop O'Connell)
2	Trey McGowens	G	6-4	190	SO-1L	Pendleton, S.C. (Hargrave Military Academy [Va.])
3	Ithiel Horton	G	6-3	200	SO-TR	Vauxhall, N.J. (Roselle Catholic / Delaware)
4	Gerald Drumgoole, Jr.	G/F	6-5	200	FR-HS	Rochester, N.Y. (La Lumiere [Ind.])
5	Au'Diese Toney	G/F	6-6	210	SO-1L	Huntsville, Ala. (Trinity Christian Academy [N.C.])
11	Justin Champagnie	G/F	6-6	200	FR-HS	Brooklyn, N.Y. (Bishop Loughlin)
12	Abdoul Karim Coulibaly	F	6-8	215	FR-HS	Bamako, Mali (Scotland Campus [Pa.])
13	KJ Marshall	G	5-9	165	FR-HS	Reading, Pa. (Trinity Christian Academy [N.C.])
14	Curtis Aiken, Jr.	G	6-1	200	R-FR-HS	Pittsburgh, Pa. (North Allegheny)
15	Kene Chukwuka	F	6-9	225	SR-2L	Stockholm, Sweden (Soderslatts Gymnasiet / New Mexico JC)
21	Terrell Brown	F/C	6-10	235	JR-2L	Providence, R.I. (Tilton School [N.H.])
22	Anthony Starzynski	G	6-3	190	SR-2L	Pittsburgh, Pa. (Baldwin)
23	Samson George	F	6-7	220	JR-2L	Minna, Nigeria (First Love Christian Academy [Pa.] / Iona)
24	Ryan Murphy	G	6-2	185	JR-TR	Calabasas, Calif. (Calabasas / Charlotte / New Mexico JC)
31	Onyebuchi Ezeakudo	G	6-0	180	SO-1L	Fort Wayne, Ind. (Homestead)
42	Chayce Smith	G	6-3	185	SO-HS	Mount Laurel, N.J. (The Kiski School [Pa.])

Pitt Staff

Head Coach: Jeff Capel (Duke, '97)

Associate Head Coach: Tim O'Toole (Fairfield, '87)

Assistant Coach: Milan Brown (Howard, '93)

Assistant Coach: Jason Capel (North Carolina, '02)

Director of Student-Athlete Development: Jason Richards (Davidson, '08)

Director of Basketball Operations: Brian Regan (St. Vincent College, '88)

Head Strength & Conditioning Coach: Garry Christopher (Baylor, '08)

Trainer: Jennifer Brown (Northwestern, '99)

Pronunciations

Justin CHAMPAGNIE	Sham-penny
ABDOUL KARIM COULIBALY	Ab-dool Ka-reem Cool-ih-ballee
KENE CHUKWUKA	Kenn-eh Chook-woo-ka
Gerald DRUMGOOLE, Jr.	Drum-ghoul
ONYEBUCHI EZEAKUDO	O-nee-boochee Ez-e-ah-kooduh
Trey MCGOWENS	Mic-Goww-ens
Anthony STARZYNSKI	Star-zin-ski
CHAYCE Smith	Chase
AU'DIESE Toney	Awe-Deace

TV / RADIO HEAD SHOT ROSTER



0
Eric Hamilton
 F • GR-TR • 6-9 • 210
 Atlanta, Ga.



1
Xavier Johnson
 G • SO-1L • 6-3 • 200
 Woodbridge, Va.



2
Trey McGowens
 G • SO-1L • 6-4 • 190
 Pendleton, S.C.




3
Ithiel Horton
 G • SO-TR • 6-3 • 200
 Vauxhall, N.J.



4
Gerald Drumgoole, Jr.
 G/F • FR-HS • 6-5 • 200
 Rochester, N.Y.



5
Au'Diese Toney
 G/F • SO-1L • 6-6 • 210
 Huntsville, Ala.



11
Justin Champagnie
 G/F • FR-HS • 6-6 • 200
 Brooklyn, N.Y.




12
Abdoul Karim Coulibaly
 F • FR-HS • 6-8 • 215
 Bamako, Mali



13
KJ Marshall
 G • FR-HS • 5-9 • 160
 Reading, Pa.




14
Curtis Aiken, Jr.
 G • R-FR-HS • 6-1 • 200
 Pittsburgh, Pa.




15
Kene Chukwuka
 F • SR-2L • 6-9 • 225
 Stockholm, Sweden



21
Terrell Brown
 F/C • JR-2L • 6-10 • 235
 Providence, R.I.




22
Anthony Starzynski
 G • SR-2L • 6-3 • 190
 Pittsburgh, Pa.




23
Samson George
 F • JR-2L • 6-7 • 220
 Minna, Nigeria



24
Ryan Murphy
 G • JR-TR • 6-2 • 185
 Calabasas, Calif.



31
Onyebuchi Ezeakudo
 G • SO-HS • 6-0 • 180
 Fort Wayne, Ind.



42
Chayce Smith
 G • SO-HS • 6-3 • 185
 Mount Laurel, N.J.



Jeff Capel
 Head Coach



Tim O'Toole
 Associate Head Coach



Milan Brown
 Assistant Coach



Jason Capel
 Assistant Coach



Jason Richards
 Director of SA
 Development



Brian Regan
 Director of Basketball
 Operations



Garry Christopher
 Strength &
 Conditioning Coach



Ronald Ramon
 Ast. Director of
 Basketball Operations



Robby Lane
 Graduate Manager



Jennifer Brown
 Athletic Trainer



ERIC HAMILTON | #0



GR-TR • F • 6-9 • 230

Atlanta, Ga. • Duluth / Wichita State / UNC Greensboro

2019-20 GAME-BY-GAME

Opponent	Date	GS	MIN	Total		3-Pointers		Free throws		Rebounds				PF	A	T/O	BLK	STL	PTS	AVG
				FG-FGA	PCT	3FG-3FGA	PCT	FT-FTA	PCT	OFF	DEF	TOT	AVG							
Florida St.	11/06/19	*	17:44	2-2	1.000	0-0	.000	2-3	.667	3	0	3	3.0	1	0	0	0	0	6	6.0
Nicholls St.	11/09/19	*	07:35	1-2	.500	0-0	.000	1-2	.500	2	0	2	2.5	0	0	2	1	1	3	4.5
at Robert Morris	11/12/19		02:27	0-0	.000	0-0	.000	0-0	.000	0	0	0	1.7	0	0	0	0	0	0	3.0
West Virginia	11/15/19		13:36	0-3	.000	0-0	.000	2-3	.667	0	1	1	1.5	2	0	0	0	1	2	2.8
Monmouth	11/18/19		06:30	1-1	1.000	0-0	.000	0-0	.000	1	0	1	1.4	1	0	1	0	1	2	2.6
Ark.-Pine Bluff	11/21/19		16:46	5-7	.714	0-0	.000	2-4	.500	3	5	8	2.5	4	0	1	0	1	12	4.2
vs Kansas St.	11/25/19		30:20	4-5	.800	0-1	.000	5-6	.833	4	8	12	3.9	2	0	2	0	1	13	5.4
vs Northwestern	11/27/19	*	26:55	4-6	.667	0-0	.000	2-4	.500	4	8	12	4.9	3	1	1	1	1	10	6.0
Rutgers	12/03/19	*	29:37	3-8	.375	0-0	.000	0-0	.000	4	4	8	5.2	1	1	0	3	1	6	6.0
at Louisville	12/06/19	*	22:50	5-8	.625	0-0	.000	0-0	.000	0	3	3	5.0	3	0	1	0	0	10	6.4
Northern Ill.	12/16/19	*	20:59	3-6	.500	0-0	.000	4-4	1.000	2	1	3	4.8	0	0	1	1	0	10	6.7
Binghamton	12/20/19	*	12:12	4-7	.571	0-0	.000	0-1	.000	1	2	3	4.7	1	0	1	0	0	8	6.8
Canisius	12/30/19	*	03:45	0-1	.000	0-0	.000	0-0	.000	1	1	2	4.5	0	1	1	0	1	0	6.3
Wake Forest	01/04/20	*	26:02	3-6	.500	0-1	.000	2-2	1.000	3	5	8	4.7	5	0	0	1	0	8	6.4
at North Carolina	01/08/20	*	19:22	1-2	.500	0-0	.000	4-4	1.000	1	1	2	4.5	4	0	2	0	0	6	6.4
Totals			10 256:40	36-64	.563	0-2	.000	24-33	.727	29	39	68	4.5	27	3	13	7	8	96	6.4

SEASON	TEAM	GP-GS	MIN/AVG	Field Goals		3-Point		F-Throws		Rebounds				Scoring						
				FG-FGA	FG%	3FG-FGA	3FG%	FT-FTA	FT%	OFF	DEF	TOT	AVG	PF-FO	AST	TO	BLK	STL	PTS	AVG
2015-16	WSU	21-0	128/6.1	23-44	.523	4-11	.364	21-32	.656	10	25	35	1.7	15-0	2	9	4	1	71	3.4
2016-17	WSU	26-0	123/4.7	13-44	.295	2-12	.167	6-17	.353	6	28	34	1.3	16-0	1	8	5	3	34	1.3
2018-19	UNCG	36-6	586/16.3	78-132	.591	0-0	.000	63-90	.700	54	103	157	4.4	83-2	5	26	14	8	219	6.1
2019-20	Pitt	15-10	257/17.1	36-64	.563	0-2	.000	24-33	.727	29	39	68	4.5	27-1	3	13	7	8	96	6.4
TOTAL FOR Pitt		15-10	257/17.1	36-64	.563	0-2	.000	24-33	.727	29	39	68	4.5	27-1	3	13	7	8	96	6.4
TOTAL		98-16	1094/11.2	150-284	.528	6-25	.240	114-172	.663	99	195	294	3.0	141-3	11	56	30	20	420	4.3

CAREER HIGHS

Points	17, vs. Coppin State, 12/12/18	2019-20	Career
FG	5, 3x; last at Louisville, 12/6/19	5	13
FGA	8, 2x; last at Louisville, 12/6/19	2	2
3FG	1, 7x; last vs. Kansas State, 11/25/19	2	2
3FGA	2, 3x; last vs. Evansville, 2/21/17	5	24
FT	11, vs. Coppin State, 12/12/18	1	3
FTA	15, vs. Coppin State, 12/12/18	-	1
Rebounds	12, 2x; last, vs. Northwestern, 11/27/19	6	17
Off. Rebounds	6, vs. Chattanooga, 12/29/18	1	2
Def. Rebounds	8, 2x; last vs. Northwestern, 11/27/19	10	10
Assists	1, 9x; last vs. Rutgers, 12/3/19		
Steals	2, at Chattanooga, 2/9/19		
Blocks	3, 2x; last vs. Rutgers, 12/3/19		
Minutes	30, 2x; last vs. Kansas State, 11/25/19		



XAVIER JOHNSON | #1

SO-1L • G • 6-3 • 200

Woodbridge, Va. • Bishop O'Connell

2019-20 GAME-BY-GAME

Opponent	Date	GS	MIN	Total		3-Pointers		Free throws		Rebounds				PF	A	T/O	BLK	STL	PTS	AVG
				FG-FGA	PCT	3FG-3FGA	PCT	FT-FTA	PCT	OFF	DEF	TOT	AVG							
Florida St.	11/06/19	*	38:04	3-11	.273	2-5	.400	5-8	.625	0	6	6	6.0	3	1	2	0	2	13	13.0
Nicholls St.	11/09/19	*	23:33	5-10	.500	0-0	.000	0-1	.000	1	4	5	5.5	5	3	5	0	1	10	11.5
at Robert Morris	11/12/19	*	38:01	1-9	.111	1-3	.333	4-4	1.000	0	6	6	5.7	1	7	4	0	1	7	10.0
West Virginia	11/15/19	*	28:40	2-5	.400	0-1	.000	0-2	.000	0	1	1	4.5	3	5	5	0	2	4	8.5
Monmouth	11/18/19	*	36:02	5-11	.455	2-4	.500	3-6	.500	0	3	3	4.2	1	9	3	0	0	15	9.8
Ark.-Pine Bluff	11/21/19	*	31:21	5-13	.385	3-7	.429	0-0	.000	1	2	3	4.0	0	6	0	0	4	13	10.3
vs Kansas St.	11/25/19	*	22:47	5-9	.556	0-1	.000	2-2	1.000	0	6	6	4.3	5	0	8	0	0	12	10.6
vs Northwestern	11/27/19	*	37:53	4-12	.333	1-2	.500	2-2	1.000	0	6	6	4.5	2	8	4	0	0	11	10.6
Rutgers	12/03/19	*	37:38	8-14	.571	2-5	.400	2-3	.667	0	3	3	4.3	1	8	4	0	2	20	11.7
at Louisville	12/06/19	*	31:28	6-10	.600	1-1	1.000	2-4	.500	0	2	2	4.1	5	2	5	0	0	15	12.0
Northern Ill.	12/16/19	*	31:00	3-9	.333	0-2	.000	5-6	.833	1	3	4	4.1	1	3	2	0	0	11	11.9
Binghamton	12/20/19	*	31:44	3-6	.500	2-4	.500	1-1	1.000	1	3	4	4.1	1	6	3	1	0	9	11.7
Canisius	12/30/19	*	35:22	5-10	.500	0-1	.000	6-6	1.000	0	1	1	3.8	3	8	4	0	4	16	12.0
Wake Forest	01/04/20	*	35:54	3-10	.300	1-1	1.000	4-4	1.000	0	4	4	3.9	4	6	3	0	1	11	11.9
at North Carolina	01/08/20	*	32:21	6-11	.545	1-2	.500	4-6	.667	1	2	3	3.8	3	3	6	0	1	17	12.3
Totals			15 491:47	64-150	.427	16-39	.410	40-55	.727	5	52	57	3.8	38	75	58	1	18	184	12.3

SEASON	TEAM	GP-GS	MIN/AVG	Field Goals		3-Point		F-Throws		Rebounds				Scoring						
				FG-FGA	FG%	3FG-FGA	3FG%	FT-FTA	FT%	OFF	DEF	TOT	AVG	PF-FO	AST	TO	BLK	STL	PTS	AVG
2018-19	Pitt	33-33	1051/31.8	159-383	.415	37-105	.352	157-209	.751	38	90	128	3.9	89-1	149	132	4	43	512	15.5
2019-20	Pitt	15-15	492/32.8	64-150	.427	16-39	.410	40-55	.727	5	52	57	3.8	38-3	75	58	1	18	184	12.3
TOTAL		48-48	1542/32.1	223-533	.418	53-144	.368	197-264	.746	43	142	185	3.9	127-4	224	190	5	61	696	14.5

CAREER HIGHS

Points	30, at Clemson, 1/29/19	2019-20	Career
FG	10, at Clemson, 1/29/19	30+ Point Games	-
FGA	19, 2x; last at Boston College, 2/5/19	20+ Point Games	1
3FG	3, 5x; last vs. Arkansas Pine Bluff, 11/21/19	Double-Figure Points	12
3FGA	7, 2x; last vs. Arkansas Pine Bluff, 11/21/19	Double-Figure Assists	-
FT	10, 3x; last vs. Florida State, 1/14/19	Double-Doubles	-
FTA	14, vs. Boston College, 3/12/19	5 or more Rebounds	4
Rebounds	7, 3x; last at Boston College, 2/12/19	5 or more Assists	9
Off. Rebounds	6, at West Virginia, 12/8/18	2 or more 3PT FG	5
Def. Rebounds	6, 5x; last vs. Kansas State, 11/25/19	2 or more Steals	5
Assists	10, 2x; last vs. Louisville, 1/9/19	30+ Minutes	12
Steals	4, 3x; last vs. Canisius, 12/30/19	40+ Minutes	-
Blocks	1, 5x; last vs. Binghamton, 12/20/19	Dunks	4
Minutes	45, at Wake Forest, 2/5/19	Charges Drawn	11



TREY MCGOWENS | #2



S0-1L • G • 6-4 • 190

Pendleton, S.C. • Hargrave Military Academy [Va.]

2019-20 GAME-BY-GAME

Opponent	Date	GS	MIN	Total		3-Pointers		Free throws		Rebounds				PF	A	T/O	BLK	STL	PTS	AVG	
				FG-FGA	PCT	3FG-3FGA	PCT	FT-FTA	PCT	OFF	DEF	TOT	AVG								
Florida St.	11/06/19	*	34:33	2-6	.333	2-4	.500	4-6	.667	1	6	7	7.0	4	5	6	0	1	10	10.0	
Nicholls St.	11/09/19	*	25:26	4-10	.400	0-4	.000	2-3	.667	1	4	5	6.0	2	2	4	0	1	10	10.0	
at Robert Morris	11/12/19	*	36:35	8-13	.615	1-1	1.000	8-10	.800	0	8	8	6.7	1	5	2	0	4	25	15.0	
West Virginia	11/15/19	*	35:13	4-9	.444	2-3	.667	3-5	.600	0	4	4	6.0	3	1	4	0	1	13	14.5	
Monmouth	11/18/19	*	32:10	4-11	.364	2-5	.400	6-6	1.000	1	5	6	6.0	0	2	3	0	0	16	14.8	
Ark.-Pine Bluff	11/21/19	*	24:32	0-3	.000	0-3	.000	0-0	.000	0	0	0	5.0	2	2	2	0	1	0	12.3	
vs Kansas St.	11/25/19	*	22:53	1-5	.200	0-3	.000	1-2	.500	0	3	3	4.7	5	1	5	0	1	3	11.0	
vs Northwestern	11/27/19	*	35:36	6-12	.500	1-5	.200	2-4	.500	0	2	2	4.4	2	3	1	0	2	15	11.5	
Rutgers	12/03/19	*	28:35	6-9	.667	0-1	.000	4-5	.800	0	3	3	4.2	4	2	2	0	4	16	12.0	
at Louisville	12/06/19	*	30:35	2-9	.222	0-1	.000	0-0	.000	2	2	4	4.2	2	3	3	0	3	4	11.2	
Northern Ill.	12/16/19		36:32	7-13	.538	4-8	.500	0-0	.000	1	2	3	4.1	2	3	1	0	1	18	11.8	
Binghamton	12/20/19	*	30:33	3-7	.429	2-5	.400	5-6	.833	0	0	0	3.8	1	5	1	2	2	13	11.9	
Canisius	12/30/19	*	37:20	4-9	.444	0-0	.000	6-11	.545	0	3	3	3.7	4	1	3	0	3	14	12.1	
Wake Forest	01/04/20	*	30:17	4-15	.267	1-6	.167	3-6	.500	1	1	2	3.6	2	2	2	0	2	12	12.1	
at North Carolina	01/08/20	*	39:13	8-17	.471	4-8	.500	4-6	.667	0	6	6	3.7	4	8	4	0	4	24	12.9	
Totals			14	480:02	63-148	.426	19-57	.333	48-70	.686	7	49	56	3.7	38	45	43	2	30	193	12.9

SEASON	TEAM	GP-GS	MIN/AVG	Field Goals		3-Point		F-Throws		Rebounds				Scoring						
				FG-FGA	FG%	3FG-FGA	3FG%	FT-FTA	FT%	OFF	DEF	TOT	AVG	PF-FO	AST	TO	BLK	STL	PTS	AVG
2018-19	Pitt	33-32	918/27.8	113-271	.417	32-98	.327	126-165	.764	20	85	105	3.2	93-3	55	80	3	64	384	11.6
2019-20	Pitt	15-14	480/32.0	63-148	.426	19-57	.333	48-70	.686	7	49	56	3.7	38-1	45	43	2	30	193	12.9
TOTAL		48-46	1398/29.1	176-419	.420	51-155	.329	174-235	.740	27	134	161	3.4	131-4	100	123	5	94	577	12.0

CAREER HIGHS

Points	33, vs. Louisville, 1/9/19	2019-20	Career
FG	12, vs. Louisville, 1/9/19	-	2
FGA	19, vs. Louisville, 1/9/19	2	6
3FG	4, 3x; last at North Carolina, 1/8/20	12	29
3FGA	9, at Syracuse, 1/19/19	5	13
FT	18, vs. Florida State, 1/14/19	4	7
FTA	19, vs. Florida State, 1/14/19	6	15
Rebounds	8, at Robert Morris, 11/12/19	8	24
Off. Rebounds	2, 5x; last at Louisville, 12/6/19	15	40
Def. Rebounds	8, at Robert Morris, 11/12/19	11	27
Assists	8, at North Carolina, 1/8/20	10	25
Steals	7, at West Virginia, 12/8/18	5	23
Blocks	2, vs. Binghamton, 12/20/19		
Minutes	39, 2x; last at North Carolina, 1/8/20		



GERALD DRUMGOOLE, JR. | #4



FR-HS • G/F • 6-5 • 200
 Rochester, N.Y. • La Lumiere [Ind.]

2019-20 GAME-BY-GAME

Opponent	Date	GS	MIN	Total		3-Pointers		Free throws		Rebounds				PF	A	T/O	BLK	STL	PTS	AVG
				FG-FGA	PCT	3FG-3FGA	PCT	FT-FTA	PCT	OFF	DEF	TOT	AVG							
Florida St.	11/06/19	*	19:41	0-4	.000	0-3	.000	0-0	.000	0	1	1	1.0	1	1	2	0	1	0	0.0
Nicholls St.	11/09/19	*	13:46	1-2	.500	0-1	.000	0-1	.000	1	0	1	1.0	0	0	2	0	1	2	1.0
at Robert Morris	11/12/19		05:54	0-1	.000	0-1	.000	0-0	.000	0	1	1	1.0	2	0	1	0	0	0	0.7
West Virginia	11/15/19		07:46	0-1	.000	0-1	.000	3-6	.500	3	1	4	1.8	2	1	0	0	0	3	1.3
Canisius	12/30/19		04:09	1-2	.500	0-1	.000	2-2	1.000	1	1	2	1.8	0	0	2	0	0	4	1.8
Wake Forest	01/04/20		06:51	0-1	.000	0-1	.000	0-0	.000	1	1	2	1.8	1	1	0	0	0	0	1.5
at North Carolina	01/08/20		10:06	0-2	.000	0-1	.000	0-0	.000	0	1	1	1.7	2	0	0	0	0	0	1.3
Totals		2	68:14	2-13	.154	0-9	.000	5-9	.556	6	6	12	1.7	8	3	7	0	2	9	1.3

SEASON	TEAM	GP-GS	MIN/AVG	Field Goals		3-Point		F-Throws		Rebounds				Scoring						
				FG-FGA	FG%	3FG-FGA	3FG%	FT-FTA	FT%	OFF	DEF	TOT	AVG	PF-FO	AST	TO	BLK	STL	PTS	AVG
2019-20	Pitt	7-2	68/9.7	2-13	.154	0-9	.000	5-9	.556	6	6	12	1.7	8-0	3	7	0	2	9	1.3
TOTAL		7-2	68/9.7	2-13	.154	0-9	.000	5-9	.556	6	6	12	1.7	8-0	3	7	0	2	9	1.3

CAREER HIGHS

Points	4, vs. Canisius, 12/30/19	2019-20	Career
FG	2 vs. Nicholls State, 11/9/19	Double-Figure Points	-
FGA	4, vs. Florida State, 11/6/19	5 or more Rebounds	-
3FG	-	2 or more 3PT FG	-
3FGA	3, vs. Florida State, 11/6/19	2 or more Steals	-
FT	3, vs. West Virginia, 11/15/19	20+ Minutes	1
FTA	6, vs. West Virginia, 11/15/19	30+ Minutes	-
Rebounds	4, vs. West Virginia, 11/15/19	Dunks	-
Off. Rebounds	3, vs. West Virginia, 11/15/19	Charges Drawn	-
Def. Rebounds	1, 6x; last at North Carolina, 1/8/20		
Assists	1, 3x; last vs. Wake Forest, 1/5/20		
Steals	1, 2x; last vs. Nicholls State, 11/9/19		
Blocks	-		
Minutes	20, vs. Florida State, 11/6/19		



AU'DIESE TONEY | #5



SO-1L • G/F • 6-6 • 210

Huntsville, Ala. • Trinity Christian Academy [N.C.]

2019-20 GAME-BY-GAME

Opponent	Date	GS	MIN	Total		3-Pointers		Free throws		Rebounds				PF	A	T/O	BLK	STL	PTS	AVG
				FG-FGA	PCT	3FG-3FGA	PCT	FT-FTA	PCT	OFF	DEF	TOT	AVG							
Florida St.	11/06/19	*	13:11	0-7	.000	0-3	.000	0-0	.000	2	0	2	2.0	1	1	0	0	1	0	0.0
Nicholls St.	11/09/19	*	34:12	2-5	.400	0-2	.000	0-0	.000	1	8	9	5.5	1	3	1	0	0	4	2.0
at Robert Morris	11/12/19	*	30:20	3-6	.500	1-1	1.000	4-4	1.000	3	2	5	5.3	3	0	1	0	0	11	5.0
West Virginia	11/15/19	*	16:18	0-4	.000	0-1	.000	1-2	.500	1	2	3	4.8	1	0	1	0	0	1	4.0
Monmouth	11/18/19		28:02	2-4	.500	0-1	.000	6-8	.750	4	3	7	5.2	2	1	1	0	0	10	5.2
Ark.-Pine Bluff	11/21/19		26:18	1-5	.200	0-1	.000	3-6	.500	3	3	6	5.3	1	1	0	0	1	5	5.2
vs Kansas St.	11/25/19		10:07	1-1	1.000	0-0	.000	0-0	.000	0	1	1	4.7	2	0	1	0	0	2	4.7
vs Northwestern	11/27/19		19:00	3-5	.600	0-1	.000	0-0	.000	1	2	3	4.5	1	0	0	0	0	6	4.9
Rutgers	12/03/19		28:54	3-4	.750	1-2	.500	3-4	.750	1	1	2	4.2	1	3	1	0	2	10	5.4
at Louisville	12/06/19	*	32:05	3-6	.500	1-2	.500	0-0	.000	3	4	7	4.5	5	2	0	0	1	7	5.6
Northern Ill.	12/16/19	*	24:56	2-7	.286	0-2	.000	0-1	.000	2	5	7	4.7	0	2	0	0	1	4	5.5
Binghamton	12/20/19	*	28:34	4-5	.800	0-0	.000	2-2	1.000	2	4	6	4.8	1	2	0	0	4	10	5.8
Canisius	12/30/19	*	29:58	3-4	.750	0-0	.000	7-7	1.000	3	0	3	4.7	2	0	0	0	1	13	6.4
Totals		8	321:54	27-63	.429	3-16	.188	26-34	.765	26	35	61	4.7	21	15	6	0	11	83	6.4

SEASON	TEAM	GP-GS	MIN/AVG	Field Goals		3-Point		F-Throws		Rebounds				Scoring						
				FG-FGA	FG%	3FG-FGA	3FG%	FT-FTA	FT%	OFF	DEF	TOT	AVG	PF-FO	AST	TO	BLK	STL	PTS	AVG
2018-19	Pitt	32-28	809/25.3	80-222	.360	17-69	.246	63-95	.663	62	117	179	5.6	62-2	15	34	4	22	240	7.5
2019-20	Pitt	13-8	322/24.8	27-63	.429	3-16	.188	26-34	.765	26	35	61	4.7	21-1	15	6	0	11	83	6.4
TOTAL		45-36	1130/25.1	107-285	.375	20-85	.235	89-129	.690	88	152	240	5.3	83-3	30	40	4	33	323	7.2

CAREER HIGHS

	2019-20	Career
Points	20, vs. New Orleans, 12/20/18	
FG	7, at NC State, 1/12/19	
FGA	13, vs. Duke, 1/21/19	
3FG	2, 5x; last at NC State, 1/12/19	
3FGA	3, 6x; last vs. New Orleans, 12/20/18	
FT	8, vs. New Orleans, 12/20/18	
FTA	9, vs. North Alabama, 11/17/18	
Rebounds	11, at Georgia Tech, 2/20/19	
Off. Rebounds	5, vs. Maryland Eastern Shore, 12/15/18	
Def. Rebounds	9, vs. Niagara, 12/3/18	
Assists	3, 2x; last vs. Rutgers, 12/3/19	
Steals	4, vs. Binghamton, 12/20/19	
Blocks	2, vs. Saint Louis, 11/21/18	
Minutes	38, at NC State, 1/12/19	
20+ Point Games	-	1
Double-Figure Points	5	14
Double-Figure Rebounds	-	1
5 or more Rebounds	7	24
2 or more 3PT FG	-	5
2 or more Steals	2	6
2 or more Blocks	-	1
20+ Minutes	9	31
30+ Minutes	4	15
Dunks	1	8
Charges Drawn	1	4



JUSTIN CHAMPAGNIE | #11



FR-HS • G/F • 6-6 • 200
 Brooklyn, N.Y. • Bishop Loughlin

2019-20 GAME-BY-GAME

Opponent	Date	GS	MIN	Total		3-Pointers		Free throws		Rebounds				PF	A	T/O	BLK	STL	PTS	AVG
				FG-FGA	PCT	3FG-3FGA	PCT	FT-FTA	PCT	OFF	DEF	TOT	AVG							
Florida St.	11/06/19		23:04	2-9	.222	2-5	.400	2-4	.500	2	4	6	6.0	3	0	0	0	0	8	8.0
Nicholls St.	11/09/19		26:06	1-6	.167	0-2	.000	3-4	.750	1	1	2	4.0	4	1	1	2	0	5	6.5
at Robert Morris	11/12/19		22:35	4-6	.667	0-0	.000	2-2	1.000	3	2	5	4.3	1	0	2	0	0	10	7.7
West Virginia	11/15/19		28:58	4-13	.308	0-3	.000	4-4	1.000	1	4	5	4.5	4	0	0	0	1	12	8.8
Monmouth	11/18/19	*	24:34	4-8	.500	0-2	.000	4-4	1.000	2	8	10	5.6	3	1	1	1	1	12	9.4
Ark.-Pine Bluff	11/21/19	*	30:54	8-12	.667	0-1	.000	2-3	.667	2	4	6	5.7	1	1	1	0	3	18	10.8
vs Kansas St.	11/25/19	*	35:11	4-9	.444	0-3	.000	4-4	1.000	2	4	6	5.7	2	0	1	3	1	12	11.0
vs Northwestern	11/27/19	*	30:48	9-20	.450	3-11	.273	0-0	.000	2	4	6	5.8	2	1	1	0	0	21	12.3
Rutgers	12/03/19	*	27:02	0-6	.000	0-3	.000	0-0	.000	1	4	5	5.7	4	0	1	0	0	0	10.9
at Louisville	12/06/19		34:09	0-7	.000	0-4	.000	1-2	.500	2	5	7	5.8	0	1	1	1	1	1	9.9
Northern Ill.	12/16/19	*	26:56	4-11	.364	0-1	.000	0-0	.000	1	6	7	5.9	0	0	1	0	3	8	9.7
Binghamton	12/20/19	*	30:20	6-13	.462	0-2	.000	2-4	.500	5	5	10	6.3	1	1	0	1	2	14	10.1
Canisius	12/30/19	*	32:55	7-9	.778	5-6	.833	2-2	1.000	1	5	6	6.2	3	0	4	0	3	21	10.9
Wake Forest	01/04/20	*	39:17	4-12	.333	1-6	.167	2-2	1.000	1	7	8	6.4	1	1	1	0	0	11	10.9
at North Carolina	01/08/20	*	40:00	7-12	.583	4-7	.571	4-4	1.000	2	6	8	6.5	1	0	1	2	2	22	11.7
Totals		10	452:49	64-153	.418	15-56	.268	32-39	.821	28	69	97	6.5	30	7	16	10	17	175	11.7

		Field Goals		3-Point		F-Throws		Rebounds				Scoring									
SEASON	TEAM	GP-GS	MIN/AVG	FG-FGA	FG%	3FG-FGA	3FG%	FT-FTA	FT%	OFF	DEF	TOT	AVG	PF	FO	AST	TO	BLK	STL	PTS	AVG
2019-20	Pitt	15-10	453/30.2	64-153	.418	15-56	.268	32-39	.821	28	69	97	6.5	30-0	7	16	10	17	175	11.7	
TOTAL		15-10	453/30.2	64-153	.418	15-56	.268	32-39	.821	28	69	97	6.5	30-0	7	16	10	17	175	11.7	

CAREER HIGHS

Points	22, at North Carolina, 1/8/20	2019-20	Career
FG	9, vs. Northwestern, 11/27/19	10	10
FGA	20, vs. Northwestern, 11/27/19	Double-Figure Points	2
3FG	5, vs. Canisius, 12/30/19	Double-Figure Rebounds	2
3FGA	11, vs. Northwestern, 11/27/19	5 or more Rebounds	14
FT	4, 4x; last at North Carolina, 1/8/20	2 or more 3PT FG	4
FTA	4, 7x; last at North Carolina, 1/8/20	2 or more Steals	5
Rebounds	10, 2x; last vs. Binghamton, 12/20/19	2 or more Blocks	3
Off. Rebounds	5, vs. Binghamton, 12/20/19	20+ Minutes	15
Def. Rebounds	8, vs. Monmouth, 11/18/19	30+ Minutes	9
Assists	1, 5x; last vs. Wake Forest, 1/5/20	Dunks	15
Steals	3, 3x; last vs. Canisius, 12/30/19		
Blocks	3, vs. Kansas State, 11/25/19		
Minutes	40, at North Carolina, 1/8/20		



ABDOUL KARIM COULIBALY | #12



FR-HS • F • 6-8 • 215

Bamako, Mali • Scotland Campus [Pa.]

2019-20 GAME-BY-GAME

Opponent	Date	GS	MIN	Total		3-Pointers		Free throws		Rebounds				PF	A	T/O	BLK	STL	PTS	AVG
				FG-FGA	PCT	3FG-3FGA	PCT	FT-FTA	PCT	OFF	DEF	TOT	AVG							
Nicholls St.	11/09/19		04:14	0-0	.000	0-0	.000	0-0	.000	0	0	0	0.0	0	0	0	0	0	0	0.0
at Robert Morris	11/12/19		00:46	0-0	.000	0-0	.000	0-0	.000	0	0	0	0.0	0	0	0	0	0	0	0.0
West Virginia	11/15/19		19:00	2-6	.333	0-0	.000	0-2	.000	1	0	1	0.3	3	0	0	0	0	4	1.3
Monmouth	11/18/19		10:04	1-3	.333	0-0	.000	0-0	.000	0	1	1	0.5	2	0	1	1	1	2	1.5
Ark.-Pine Bluff	11/21/19		14:22	2-6	.333	0-1	.000	0-0	.000	1	3	4	1.2	1	2	0	0	0	4	2.0
vs Kansas St.	11/25/19		09:09	0-1	.000	0-0	.000	0-0	.000	0	0	0	1.0	1	0	1	1	1	0	1.7
at Louisville	12/06/19		01:07	0-0	.000	0-0	.000	0-0	.000	0	0	0	0.9	0	0	0	0	0	0	1.4
Northern Ill.	12/16/19		05:56	0-0	.000	0-0	.000	1-2	.500	0	1	1	0.9	1	0	1	0	0	1	1.4
Binghamton	12/20/19		14:58	4-8	.500	0-0	.000	1-3	.333	2	0	2	1.0	1	0	2	0	1	9	2.2
Canisius	12/30/19		14:44	0-3	.000	0-0	.000	0-1	.000	2	2	4	1.3	3	1	0	0	0	0	2.0
Wake Forest	01/04/20		04:18	0-0	.000	0-0	.000	0-0	.000	1	1	2	1.4	1	0	0	0	0	0	1.8
at North Carolina	01/08/20		03:01	0-0	.000	0-0	.000	0-0	.000	0	0	0	1.3	1	0	0	0	0	0	1.7
Totals		0	101:40	9-27	.333	0-1	.000	2-8	.250	7	8	15	1.3	14	3	5	2	3	20	1.7

		Field Goals		3-Point		F-Throws		Rebounds				Scoring								
SEASON	TEAM	GP-GS	MIN/AVG	FG-FGA	FG%	3FG-FGA	3FG%	FT-FTA	FT%	OFF	DEF	TOT	AVG	PF-FO	AST	TO	BLK	STL	PTS	AVG
2019-20	Pitt	12-0	102/8.5	9-27	.333	0-1	.000	2-8	.250	7	8	15	1.3	14-0	3	5	2	3	20	1.7
TOTAL		12-0	102/8.5	9-27	.333	0-1	.000	2-8	.250	7	8	15	1.3	14-0	3	5	2	3	20	1.7

CAREER HIGHS

Points	9, vs. Binghamton, 12/20/19	2019-20	Career
FG	4, vs. Binghamton, 12/20/19	5 or more Points	1
FGA	8, vs. Binghamton, 12/20/19	3 or more Rebounds	2
3FG	-	2 or more Blocks	-
3FGA	1, vs. Arkansas Pine Bluff, 11/21/19	2 or more Steals	-
FT	1, 2x; last vs. Binghamton, 12/20/19	10+ Minutes	3
FTA	3, vs. Binghamton, 12/20/19	20+ Minutes	-
Rebounds	4, 2x; last vs. Canisius, 12/30/19		
Off. Rebounds	2, 2x; last vs. Canisius, 12/30/19		
Def. Rebounds	3, vs. Arkansas Pine Bluff, 11/21/19		
Assists	2, vs. Arkansas Pine Bluff, 11/21/19		
Steals	1, 3x; last vs. Binghamton, 12/20/19		
Blocks	1, 2x; last vs. Kansas State, 11/25/19		
Minutes	19, vs. West Virginia, 11/15/19		



TERRELL BROWN | #21



JR-2L • F/C • 6-10 • 235
 Providence, R.I. • Tilton School [N.H.]

2019-20 GAME-BY-GAME

Opponent	Date	GS	MIN	Total		3-Pointers		Free throws		Rebounds				PF	A	T/O	BLK	STL	PTS	AVG
				FG-FGA	PCT	3FG-3FGA	PCT	FT-FTA	PCT	OFF	DEF	TOT	AVG							
Florida St.	11/06/19		22:16	4-5	.800	0-0	.000	5-6	.833	2	1	3	3.0	2	0	0	1	0	13	13.0
Nicholls St.	11/09/19		28:11	4-4	1.000	0-0	.000	0-1	.000	3	2	5	4.0	0	0	0	5	1	8	10.5
at Robert Morris	11/12/19	*	36:13	2-5	.400	0-0	.000	4-7	.571	3	6	9	5.7	0	1	0	5	2	8	9.7
West Virginia	11/15/19	*	10:56	1-4	.250	0-1	.000	0-0	.000	0	2	2	4.8	3	0	0	1	0	2	7.8
Monmouth	11/18/19	*	22:20	2-4	.500	0-0	.000	0-0	.000	1	1	2	4.2	2	0	3	0	0	4	7.0
Ark.-Pine Bluff	11/21/19	*	13:55	2-3	.667	0-0	.000	1-1	1.000	1	0	1	3.7	1	0	0	0	0	5	6.7
vs Kansas St.	11/25/19	*	26:18	2-4	.500	0-2	.000	4-5	.800	2	1	3	3.6	1	0	1	2	0	8	6.9
vs Northwestern	11/27/19		13:56	0-2	.000	0-0	.000	0-0	.000	0	4	4	3.6	1	0	1	0	0	0	6.0
Rutgers	12/03/19		10:23	1-1	1.000	0-0	.000	2-2	1.000	1	2	3	3.6	4	0	1	2	0	4	5.8
at Louisville	12/06/19		16:03	2-3	.667	0-0	.000	0-0	.000	2	2	4	3.6	1	0	1	0	0	4	5.6
Northern Ill.	12/16/19		13:05	1-3	.333	0-0	.000	1-2	.500	2	1	3	3.5	1	0	0	1	0	3	5.4
Binghamton	12/20/19		11:09	1-6	.167	0-0	.000	1-2	.500	2	2	4	3.6	1	0	2	3	1	3	5.2
Canisius	12/30/19		21:06	1-5	.200	0-1	.000	1-2	.500	2	2	4	3.6	3	1	0	4	2	3	5.0
Wake Forest	01/04/20		16:59	2-3	.667	0-0	.000	1-2	.500	1	0	1	3.4	4	0	1	1	1	5	5.0
at North Carolina	01/08/20		17:33	0-0	.000	0-0	.000	0-0	.000	0	0	0	3.2	2	0	0	2	0	0	4.7
Totals		5	280:23	25-52	.481	0-4	.000	20-30	.667	22	26	48	3.2	26	2	10	27	7	70	4.7

SEASON	TEAM	GP-GS	MIN/AVG	Field Goals		3-Point		F-Throws		Rebounds				Scoring						
				FG-FGA	FG%	3FG-FGA	3FG%	FT-FTA	FT%	OFF	DEF	TOT	AVG	PF-FO	AST	TO	BLK	STL	PTS	AVG
2017-18	Pitt	31-17	535/17.3	56-134	.418	3-18	.167	22-35	.629	39	65	104	3.4	69-3	17	30	46	7	137	4.4
2018-19	Pitt	33-16	629/19.1	68-156	.436	3-13	.231	48-73	.658	55	95	150	4.5	68-2	6	35	60	7	187	5.7
2019-20	Pitt	15-5	280/18.7	25-52	.481	0-4	.000	20-30	.667	22	26	48	3.2	26-0	2	10	27	7	70	4.7
TOTAL		79-38	1445/18.3	149-342	.436	6-35	.171	90-138	.652	116	186	302	3.8	163-5	25	75	133	21	394	5.0

CAREER HIGHS

Points	19, at Clemson, 2/8/18	2019-20	Career
FG	9, at Clemson, 2/8/18	1	15
FGA	15, at Clemson, 2/8/18	-	1
3FG	2, vs. NC State, 2/9/19	2	27
3FGA	3, 2x; last vs. NC State, 2/9/19	2	34
FT	7, vs. Clemson, 2/27/19	2	4
FTA	8, 2x; last vs. Clemson, 2/27/19	6	34
Rebounds	13, vs. Syracuse, 3/13/19	1	7
Off. Rebounds	6, vs. Syracuse, 3/13/19	7	57
Def. Rebounds	7, 4x; last vs. Syracuse, 3/13/19		
Assists	4, vs. McNeese State, 12/16/17		
Steals	2, 4x; last vs. Canisius, 12/30/19		
Blocks	9, vs. Colgate, 12/29/18		
Minutes	35, 2x; last at Robert Morris, 11/12/19		



RYAN MURPHY | #24



JR-TR • G • 6-2 • 185

Calabasas, Calif. • Calabasas / Charlotte / New Mexico JC

2019-20 GAME-BY-GAME

Opponent	Date	GS	MIN	Total		3-Pointers		Free throws		Rebounds				PF	A	T/O	BLK	STL	PTS	AVG
				FG-FGA	PCT	3FG-3FGA	PCT	FT-FTA	PCT	OFF	DEF	TOT	AVG							
Florida St.	11/06/19		31:27	3-7	.429	3-6	.500	4-4	1.000	1	3	4	4.0	1	3	2	0	0	13	13.0
Nicholls St.	11/09/19		36:57	10-17	.588	4-7	.571	4-6	.667	3	2	5	4.5	0	3	5	0	2	28	20.5
at Robert Morris	11/12/19	*	26:23	4-10	.400	2-6	.333	0-0	.000	1	1	2	3.7	3	0	1	0	0	10	17.0
West Virginia	11/15/19	*	29:08	3-8	.375	0-2	.000	5-5	1.000	1	3	4	3.8	0	1	0	0	1	11	15.5
Monmouth	11/18/19	*	35:08	0-5	.000	0-3	.000	2-2	1.000	1	1	2	3.4	1	0	2	0	0	2	12.8
Ark.-Pine Bluff	11/21/19	*	31:05	2-10	.200	2-10	.200	0-0	.000	0	2	2	3.2	1	4	1	0	2	6	11.7
vs Kansas St.	11/25/19	*	40:00	5-13	.385	1-6	.167	2-2	1.000	0	3	3	3.1	0	1	1	0	0	13	11.9
vs Northwestern	11/27/19	*	33:45	3-8	.375	2-6	.333	1-2	.500	0	2	2	3.0	2	1	1	0	2	9	11.5
Rutgers	12/03/19	*	37:51	6-16	.375	2-5	.400	1-3	.333	2	3	5	3.2	1	4	3	0	0	15	11.9
at Louisville	12/06/19	*	28:14	2-10	.200	1-4	.250	0-0	.000	0	1	1	3.0	0	2	1	0	0	5	11.2
Northern Ill.	12/16/19	*	27:58	1-6	.167	0-4	.000	2-2	1.000	0	3	3	3.0	2	3	1	0	2	4	10.5
Binghamton	12/20/19		22:46	4-10	.400	3-7	.429	0-0	.000	0	2	2	2.9	2	2	1	2	4	11	10.6
Canisius	12/30/19		20:41	5-9	.556	4-7	.571	2-2	1.000	1	1	2	2.8	0	0	3	0	0	16	11.0
Wake Forest	01/04/20	*	40:00	7-12	.583	4-6	.667	0-0	.000	1	3	4	2.9	1	4	0	0	2	18	11.5
at North Carolina	01/08/20	*	37:55	1-8	.125	0-4	.000	2-2	1.000	0	4	4	3.0	1	2	0	0	2	4	11.0
Totals		11	479:18	56-149	.376	28-83	.337	25-30	.833	11	34	45	3.0	15	30	22	2	17	165	11.0

SEASON	TEAM	GP-GS	MIN/AVG	Field Goals		3-Point		F-Throws		Rebounds				Scoring						
				FG-FGA	FG%	3FG-FGA	3FG%	FT-FTA	FT%	OFF	DEF	TOT	AVG	PF-FO	AST	TO	BLK	STL	PTS	AVG
2017-18	Charl	19-5	379/19.9	46-113	.407	32-80	.400	4-8	.500	1	21	22	1.2	28-1	18	18	0	10	128	6.7
2019-20	Pitt	15-11	479/32.0	56-149	.376	28-83	.337	25-30	.833	11	34	45	3.0	15-0	30	22	2	17	165	11.0
TOTAL FOR Pitt		15-11	479/32.0	56-149	.376	28-83	.337	25-30	.833	11	34	45	3.0	15-0	30	22	2	17	165	11.0
TOTAL		34-16	858/25.2	102-262	.389	60-163	.368	29-38	.763	12	55	67	2.0	43-1	48	40	2	27	293	8.6

CAREER HIGHS

Points	28, vs. Nicholls State, 11/9/19	2019-20	Career
FG	10, vs. Nicholls State, 11/9/19	20+	2
FGA	17, vs. Nicholls State, 11/9/19	Double-Figure Points	13
3FG	6, vs. Old Dominion, 1/27/18	3 or more 3PT Field Goals	9
3FGA	10, 2x; last vs. Arkansas Pine Bluff, 11/21/19	5 or more Rebounds	2
FT	5, vs. West Virginia, 11/15/19	3 or more Assists	8
FTA	6, vs. Nicholls State, 11/9/19	2 or more Steals	7
Rebounds	5, 2x; last vs. Rutgers, 12/3/19	20+ Minutes	22
Off. Rebounds	3, vs. Nicholls State, 11/9/19	30+ Minutes	14
Def. Rebounds	4, 2x; last at North Carolina, 1/8/20	Charges Drawn	1
Assists	4, 5x; last vs. Wake Forest, 1/5/20		
Steals	4, vs. Binghamton, 12/20/19		
Blocks	2, vs. Binghamton, 12/20/19		
Minutes	40, vs. Kansas State, 11/25/19		

* Division I games only



ONYEBUCHI EZEAKUDO | #31



SO-HS • G • 6-0 • 180
Fort Wayne, Ind. • Homestead

2019-20 GAME-BY-GAME

Opponent	Date	GS	MIN	Total		3-Pointers		Free throws		Rebounds				PF	A	T/O	BLK	STL	PTS	AVG
				FG-FGA	PCT	3FG-3FGA	PCT	FT-FTA	PCT	OFF	DEF	TOT	AVG							
at Robert Morris	11/12/19		00:46	0-0	.000	0-0	.000	0-0	.000	0	0	0	0.0	0	0	0	0	0	0	0.0
West Virginia	11/15/19		02:51	0-0	.000	0-0	.000	0-0	.000	1	0	1	0.5	0	0	0	0	0	0	0.0
Monmouth	11/18/19		05:10	0-1	.000	0-1	.000	0-0	.000	1	0	1	0.7	0	0	0	0	1	0	0.0
Ark.-Pine Bluff	11/21/19		05:43	1-1	1.000	0-0	.000	0-0	.000	0	0	0	0.5	0	1	1	0	2	2	0.5
vs Kansas St.	11/25/19		03:15	0-0	.000	0-0	.000	0-0	.000	0	1	1	0.6	0	0	1	0	0	0	0.4
vs Northwestern	11/27/19		02:07	0-0	.000	0-0	.000	0-0	.000	0	0	0	0.5	0	0	0	0	0	0	0.3
at Louisville	12/06/19		03:00	0-0	.000	0-0	.000	0-0	.000	0	0	0	0.4	0	0	0	0	0	0	0.3
Binghamton	12/20/19		04:35	0-1	.000	0-1	.000	0-0	.000	0	0	0	0.4	0	0	0	0	0	0	0.3
at North Carolina	01/08/20		00:29	0-0	.000	0-0	.000	0-0	.000	0	0	0	0.3	0	0	0	0	0	0	0.2
Totals			0 27:56	1-3	.333	0-2	.000	0-0	.000	2	1	3	0.3	0	1	2	0	3	2	0.2

SEASON	TEAM	GP-GS	MIN/AVG	Field Goals		3-Point		F-Throws		Rebounds				Scoring						
				FG-FGA	FG%	3FG-FGA	3FG%	FT-FTA	FT%	OFF	DEF	TOT	AVG	PF-FO	AST	TO	BLK	STL	PTS	AVG
2018-19	Pitt	2-0	5/2.4	0-1	.000	0-1	.000	0-0	.000	1	0	1	0.5	0-0	3	0	0	1	0	0.0
2019-20	Pitt	9-0	28/3.1	1-3	.333	0-2	.000	0-0	.000	2	1	3	0.3	0-0	1	2	0	3	2	0.2
TOTAL		11-0	33/3.0	1-4	.250	0-3	.000	0-0	.000	3	1	4	0.4	0-0	4	2	0	4	2	0.2

CAREER HIGHS

Points	2, vs. Arkansas Pine Bluff, 11/21/19
FG	1, vs. Arkansas Pine Bluff, 11/21/19
FGA	1, 3x; last 4, vs. Binghamton, 12/20/19
3FG	-
3FGA	1, 2x; last vs. Binghamton, 12/20/19
FT	-
FTA	-
Rebounds	1, 4x; last vs. Kansas State, 11/25/19
Off. Rebounds	1, 3x; last vs. Monmouth, 11/18/19
Def. Rebounds	1, vs. Kansas State, 11/25/19
Assists	2, vs. New Orleans, 12/20/18
Steals	2, vs. Arkansas Pine Bluff, 11/21/19
Blocks	-
Minutes	6, vs. Arkansas Pine Bluff, 11/21/19

	2019-20	Career
5 or more Points	-	-
3 or more Rebounds	-	-
2 or more Blocks	-	-
2 or more Steals	1	1
10+ Minutes	-	-
20+ Minutes	-	-



JEFF CAPEL | DUKE '97

Head Coach • Second Season at Pitt (11th overall)

Overall Record: 187-133 (.584)

Conference Record: 88-82 (.518)

CAPEL RECORD WHEN

	2019-20	at Pitt	Total
Overall	11-4	25-23	187-133
Home	7-3	18-10	119-38
Road	2-1	2-12	42-72
Neutral	2-0	5-1	26-23
Conf. Regular Season	2-2	5-17	88-82
Home	1-1	4-7	55-29
Road	1-1	1-10	33-53
Conference Tournament	-	1-1	11-9
NCAA Tournament	-	-	4-3
NIT	-	-	0-1
Regular Season Non-Con	9-2	19-5	84-38
Home	6-2	14-3	59-8
Road	1-0	1-2	9-18
Neutral	2-0	4-0	16-12
Leading at the half	6-1	18-5	149-27
Trailing at the half	3-3	5-18	33-104
Tied at the half	2-0	2-0	5-2
Shoots 60% or better	-	1-0	7-0
Shoots 50% or better	1-1	5-1	77-9
Shoots under 30%	0-1	0-3	0-6
Holds Opp. to less than 50%	9-4	23-19	181-94
Holds Opp. to less than 40%	8-1	17-4	109-14
Holds Opp. to less than 30%	-	1-0	16-0
Outrebounds Opp.	6-0	12-5	123-31
20 or more assists	-	2-0	21-0
10 or more 3FG	-	2-4	29-16
More made FTs than Opp.	10-1	21-9	134-28
Overtime Games	-	1-1	14-4
Double-overtime games	-	-	2-1
vs. Ranked Opponents (AP)	0-1	1-8	9-42
vs. Unranked Opponents	11-3	24-15	178-91
In November	6-2	13-3	36-18
In December	4-1	7-3	44-19
In January	1-1	3-7	51-33
In February	-	0-7	35-42
In March	-	2-3	21-21
Scores 59 points or less	1-2	2-9	11-52
Scores 60+ points	10-2	23-14	176-81
Scores 70+ points	6-1	17-5	135-28
Scores 80+ points	1-0	6-1	63-5
Scores 90+ points	-	3-0	26-1
Scores 100+ points	-	-	3-0

BY THE NUMBERS

Team Accomplishments

Overall record	187-133 (.584)
30-win seasons	1
25-win seasons	1
20-win seasons	3
20-win/10-league win seasons	2
10-win league seasons	4

National Achievements

NCAA Tournament appearances	3
NCAA Tournament record	4-3
Sweet Sixteen appearances	1
Earned a high seed (1-4)	1
Total postseason appearances (NIT & NCAA)	4

Conference Achievements

Total conference titles	2
Tournament	1
Regular Season	1
Regular season W-L	88-82 (.518)
ACC	5-17
Big 12	33-43
Colonial Athletic Conference	50-22
Conference Tournament W-L	11-9
ACC	1-1
Big 12	3-5
Colonial Athletic Conference	7-3
Tournament title game appearances	2

In The Associated Press Poll

Weeks ranked	22
Highest ranking	2 (3x)
Highest final ranking	7 (2009)
Weeks in the AP Top 10	16
Record when ranked	33-9

Honors & Awards

National Player of the Year	1 (Blake Griffin)
All-America selections	1
Conference Player of the Year	2
Conference Rookie of the Year	2
All-Conference selections	11
Conference All-Defensive Team selections	1
Conference All-Freshman Team selections	5
Academic All-Conference	14

In The NBA Draft

First round draft picks (as a head coach)	2
Highest draft pick	No. 1 (Blake Griffin)
Lottery picks	1
Total draft picks	6
First round draft picks (as a head coach & ast. coach)	18
Highest draft pick	No. 1 (Blake Griffin)
Lottery picks	10
Total draft picks	27

On the Recruiting Trail

McDonald's All-Americans signed (as a head coach)	4
McDonald's All-Americans signed (as a head coach & ast. coach)	23
Top 10 recruiting classes (as a head coach & ast. coach)	6

YEAR-BY-YEAR RECORDS

Year	Overall		Conference		Con. Tourn.		NCAA		NIT		RS Non-Conf.		Home		Road		Neutral		vs. Top-25	
	W-L	Pct.	W-L	Pct.	W-L	Pct.	W-L	Pct.	W-L	Pct.	W-L	Pct.	W-L	Pct.	W-L	Pct.	W-L	Pct.	W-L	Pct.
VCU																				
2002-03	18-10	.643	12-6	.667	1-1	.500	0-0	.000	0-0	.000	5-3	.625	12-3	.800	5-6	.455	1-1	.500	0-0	.000
2003-04	23-8	.742	14-4	.778	3-0	1.000	0-1	.000	0-0	.000	6-3	.667	12-3	.800	8-4	.667	3-1	.750	0-2	.000
2004-05	19-13	.594	13-5	.722	2-1	.667	0-0	.000	0-1	.000	4-6	.444	11-4	.733	6-8	.429	2-1	.677	0-1	.000
2005-06	19-10	.655	11-7	.611	1-1	.500	0-0	.000	0-0	.000	7-2	.778	12-2	.857	6-7	.462	1-1	.500	0-0	.000
Oklahoma																				
2006-07	16-15	.516	6-10	.375	1-1	.500	0-0	.000	0-0	.000	9-4	.692	12-4	.750	1-8	.111	3-3	.500	1-8	.111
2007-08	23-12	.657	9-7	.563	1-1	.500	1-1	.500	0-0	.000	12-3	.800	14-3	.824	5-6	.455	4-3	.571	3-8	.273
2008-09	30-6	.833	13-3	.813	0-1	.000	3-1	.750	0-0	.000	14-1	.933	16-1	.941	8-3	.727	6-2	.750	4-3	.571
*2009-10	13-18	.419	4-12	.250	0-1	.000	0-0	.000	0-0	.000	9-5	.643	11-4	.733	1-10	.091	1-4	.200	1-4	.200
2010-11	14-18	.438	5-11	.313	1-1	.500	0-0	.000	0-0	.000	8-6	.571	12-4	.750	1-9	.100	1-5	.167	0-8	.000
Pitt																				
2018-19	14-19	.424	3-15	.167	1-1	.500	-	-	-	-	10-3	.769	11-7	.611	0-11	.000	3-1	.750	1-7	.125
2019-20	11-4	.733	2-2	.500	-	-	-	-	-	-	9-2	.818	7-3	.700	2-1	.667	2-0	1.000	0-1	.000
Career	187-133	.584	88-82	.518	11-9	.550	4-3	.571	0-1	.000	84-38	.689	119-38	.758	42-73	.365	26-23	.531	9-42	.176

* Oklahoma vacated 13 regular season wins, including four conference wins, due to use of an ineligible player during the 2009-10 season; vacated wins not included in career totals

2019-20 PITT BASKETBALL CHART

Overall Record: 11-4 (Home: 7-3; Road: 2-1; Neutral: 2-0)

ACC Record: 2-2 (Home: 1-1; Road: 1-1)

Date	Opponent	Result	Pitt High Scorer	Opponent High Scorer	Pitt High Rebounder	Opponent High Rebounder	Pitt High Assists	Att.
N. 6	FLORIDA STATE *	W, 63-61	THREE WITH (13)	FORREST (19)	MCGOWENS (7)	OSBORNE (9)	MCGOWENS (5)	9,016
N. 9	NICHOLLS STATE	L, 75-70	MURPHY (28)	TWO WITH (17)	TONEY (9)	ALATISHE (8)	THREE WITH (3)	7,956
N. 12	at Robert Morris	W, 71-57	McGowens (25)	Jos. Williams (12)	Brown (9)	Bramah (6)	Johnson (7)	4,034 #
<u>Backyard Brawl presented by EQT</u>								
N. 15	WEST VIRGINIA	L, 68-53	MCGOWENS (13)	TSHIEBWE (20)	CHAMPAGNIE (5)	TSHIEBWE (17)	JOHNSON (5)	11,725
<u>Rocket Mortgage Fort Myers Tip-Off</u>								
N. 18	MONMOUTH	W, 63-50	MCGOWENS (16)	TRAORE (12)	CHAMPAGNIE (10)	SALNAVE (7)	JOHNSON (9)	6,753
N. 21	ARKANSAS PINE BLUFF	W, 66-41	CHAMPAGNIE (18)	BELL (21)	HAMILTON (8)	BELL (6)	JOHNSON (6)	7,068
N. 25	vs. Kansas State +	W, 63-59	Hamilton & Murphy (13)	Diarra (13)	Hamilton (12)	Gordon (7)	McGowens & Murphy (1)	3,013
N. 27	vs. Northwestern +	W, 72-59	Champagnie (21)	Two with (16)	Hamilton (12)	Three with (5)	Johnson (8)	2,046
<u>ACC / Big Ten Challenge</u>								
D. 3	RUTGERS	W, 71-60	JOHNSON (20)	THREE WITH (14)	HAMILTON (8)	JOHNSON (14)	JOHNSON (8)	7,894
D. 6	at [-/] Louisville *	L, 64-46	Johnson (15)	Nwora (19)	Champagnie & Toney (7)	Williams (11)	McGowens (3)	17,249
D. 16	NORTHERN ILLINOIS	W, 59-50	MCGOWENS (18)	GERMAN (18)	CHAMPAGNIE & TONEY (7)	JAMES (9)	THREE WITH (3)	7,015
D. 20	BINGHAMTON	W, 79-53	CHAMPAGNIE (14)	SESSOMS (23)	CHAMPAGNIE (10)	SARR (9)	JOHNSON (6)	7,226
D. 30	CANISIUS	W, 87-79	CHAMPAGNIE (21)	BRANDON (20)	CHAMPAGNIE (6)	WHITE (9)	JOHNSON (8)	8,035
J. 4	WAKE FOREST *	L, 69-65	MURPHY (18)	MASSOUD (14)	CHAMPAGNIE & HAMILTON (8)	BROWN & SARR (7)	JOHNSON (6)	10,155
J. 8	at North Carolina *	W, 73-65	McGowens (24)	Brooks (21)	Champagnie (8)	Brooks (10)	McGowens (8)	20,798
J. 12	at Miami *							
J. 14	LOUISVILLE *							
J. 18	NORTH CAROLINA *							
J. 22	BOSTON COLLEGE *							
J. 25	at Syracuse *							
J. 28	at Duke *							
F. 2	MIAMI *							
F. 5	at Notre Dame *							
F. 8	GEORGIA TECH *							
F. 12	CLEMSON *							
F. 15	at Virginia Tech *							
F. 18	at Florida State *							
F. 22	VIRGINIA *							
F. 26	SYRACUSE *							
F. 29	at NC State *							
M. 4	at Georgia Tech *							

ACC Tournament

M. 10-14 ACC Tournament <

[-/] Pitt / Opponent AP Poll rank

+ - Suncoast Credit Union Arena

< - Greensboro Coliseum

* ACC contest

All Game times are Eastern Time Zone

HOME GAMES IN BOLD CAPS

sellout

2019-20 ATTENDANCE FIGURES

Site	Games	Total	Average
Home	10	82,843	8,284
Away	3	42,081	14,027
Neutral	2	5,059	2,530
Totals	15	129,983	8,665

PITT BY THE NUMBERS

Seasons of Men's Basketball	113th
Total Games	2,806
All-time record	1,632-1,174
All-time ACC record (regular season only)	37-75 (6th season)
NCAA Tournament Appearances	26 (last in 2016)
NIT Appearances	9 (last in 2015)
20+ Win Seasons	22 (last in 2016)
30+ Win Seasons	2 (last in 2004)
Overtime Games	107 (58-49)
Pitt 100-Point Games	43 (43-0)
Consecutive games holding opponents under .500 shooting	19
Consecutive games holding opponents under 100 points	91
Consecutive games scoring at least 70 points	1

TEAM GAME HIGHS & LOWS

		PITT	OPPONENT
Points 1st Half	High Low	42 vs. Canisius (12/30/19) 21, 2x; last at Louisville (12/6/19)	41 by Nicholls State (11/9/19) 18 by Arkansas Pine Bluff (11/21/19)
Points 2nd Half	High Low	47 vs. Northwestern (11/27/19) 18 vs. West Virginia (11/15/19)	43 by Canisius (12/30/19) 20 by Northern Illinois (12/16/19)
Total Points	High Low	87 vs. Canisius (12/30/19) 46 at Louisville (12/6/19)	79 by Canisius (12/30/19) 41 by Arkansas Pine Bluff (11/21/19)
FG Made	High Low	30 vs. Binghamton (12/20/19) 16, 2x; last vs. West Virginia (11/15/19)	29 by Canisius (12/30/19) 15 by Arkansas Pine Bluff (11/21/19)
FG Attempted	High Low	68 vs. Binghamton (12/20/19) 47 vs. Kansas State (11/25/19)	65 by Nicholls State (11/9/19) 45 by Wake Forest (1/4/20)
FG Percentage	High Low	.500 [26-of-52]; 2x; last vs. Canisius (12/30/19) .291 [16-of-55] vs. West Virginia (11/15/19)	.483 [29-of-60] by Canisius (12/30/19) .326 [15-of-46] by Arkansas Pine Bluff (11/21/19)
3-Pt. FG Made	High Low	9; 3x; last vs. North Carolina (1/8/20) 1 vs. Kansas State (11/25/19)	11, 2x; last by Louisville (12/6/19) 4, 2x; last by Rutgers (12/3/19)
3-Pt. FG Att.	High Low	26 vs. Florida State (11/6/19) 12, 3x; last at Louisville (12/6/19)	30 by Binghamton (12/20/19) 14 by Arkansas Pine Bluff (11/21/19)
3-Pt. FG Pct.	High Low	.563 [9-of-16] vs. Canisius (12/30/19) .063 [1-of-16] vs. Kansas State (11/25/19)	.500 [10-of-20] by Kansas State (11/25/19) .174 [4-of-23] by Rutgers (12/3/19)
FT Made	High Low	26 vs. Canisius (12/30/19) 3 at Louisville (12/6/19)	18 by Wake Forest (1/4/20) 1, 2x; last by Binghamton (12/20/19)
FT Attempted	High Low	33 vs. Canisius (12/30/19) 6 at Louisville (12/6/19)	25 by Wake Forest (1/4/20) 2 by Northern Illinois (12/16/19)
FT Percentage	High Low	.857 [28-21] vs. Kansas State (11/25/19) .500 [3-of-6] at Louisville (12/6/19)	1.000 [6-of-6] by Robert Morris (11/12/19) .200 [1-of-5] by Binghamton (12/20/19)
Off. Rebounds	High Low	17 vs. Binghamton (12/20/19) 5 at North Carolina (1/8/20)	19, 2x; last by West Virginia (11/15/19) 2 by Northwestern (11/27/19)
Def. Rebounds	High Low	32 vs. Northwestern (11/27/19) 20, 2x; last at Louisville (12/6/19)	34 by West Virginia (11/15/19) 17, 4x; last by Canisius (12/30/19)
Total Rebounds	High Low	44 vs. Northwestern (11/27/19) 27 at North Carolina (1/8/20)	51 by West Virginia (11/15/19) 26 by Monmouth (11/18/19)
Assists	High Low	18 vs. Rutgers (12/3/19) 2 vs. Kansas State (11/25/19)	17, 2x; last by North Carolina (1/8/20) 6, 2x last by Northwestern (11/27/19)
Blocked Shots	High Low	9 vs. Binghamton (12/20/19) 0 vs. Arkansas Pine Bluff (11/21/19)	6 by Florida State (11/6/19) 1 by Kansas State (11/25/19)
Steals	High Low	15, 2x; last vs. Binghamton (12/20/19) 4, 2x; last vs. Kansas State (11/25/19)	11 by Nicholls State (11/9/19) 2, 2x; last by Northern Illinois (12/16/19)
Turnovers	High Low	21, 2x; last vs. Kansas State (11/25/19) 6 vs. Arkansas Pine Bluff (11/21/19)	27 by Binghamton (12/20/19) 11 by Robert Morris (11/12/19)
Personal Fouls	High Low	21 vs. West Virginia (11/15/19) 7, vs. Northern Illinois (12/16/19)	27, 2x; last by West Virginia (11/15/19) 12 by Louisville (12/6/19)

INDIVIDUAL GAME HIGHS & LOWS

	PITT	OPPONENT
Points	28, Ryan Murphy vs. Nicholls State (11/9/19)	21, 2x; last Garrison Brooks, North Carolina (1/8/20)
FG Made	10, Ryan Murphy vs. Nicholls State (11/9/19)	10, Markedric Bell, Arkansas Pine Bluff (11/21/19)
FG Attempted	20, Justin Champagne, vs. Northwestern (11/27/19)	19, Markedric Bell, Arkansas Pine Bluff (11/21/19)
3-Pt. FG Made	5, Justin Champagne vs. Canisius (12/30/19)	5, Sam Sessoms, Binghamton (12/20/19)
3-Pt. FG Attempted	11, Justin Champagne, vs. Northwestern (11/27/19)	12, Eugene German, Northern Illinois (12/16/19)
FT Made	8, Trey McGowens at Robert Morris (11/12/19)	7, Boo Buie, Northwestern (11/27/19)
FT Attempted	11, Trey McGowens vs. Canisius (12/30/19)	9, Oscar Tshiebwe, West Virginia (11/15/19)
Rebounds	12, 2x; last Eric Hamilton vs. Northwestern (11/27/19)	17, Oscar Tshiebwe, West Virginia (11/15/19)
Offensive Rebounds	5, Justin Champagne vs. Binghamton (12/20/19)	8, 2x; last Myles Johnson, Rutgers (12/3/19)
Defensive Rebounds	8, 4x; last Eric Hamilton vs. Northwestern (11/27/19)	9, Oscar Tshiebwe, West Virginia (11/15/19)
Assists	9, Xavier Johnson vs. Monmouth (11/18/19)	7, Malik Johnson, Canisius (12/30/19)
Turnovers	8, Xavier Johnson vs. Kansas State (11/25/19)	6, Marquell Carter, Arkansas Pine Bluff (11/21/19)
Blocked Shots	5, 2x; last Terrell Brown at Robert Morris (11/12/19)	4, 2x; last George Tinsley, Binghamton (12/20/19)
Steals	4, 6x; last Xavier Johnson vs. Canisius (12/30/19)	4, D'Angelo Hunter, Nicholls State (11/9/19)
Minutes	40, 3x; last Justin Champagne at North Carolina (1/8/20)	40, Malik Johnson, Canisius (12/30/19)

PLAYER SEASON & CAREER HIGHS

	2019-20	CAREER
0 - Eric Hamilton		
Pts	13 vs. Kansas State (11/25/19)	17 vs. Coppin State (12/12/18)
Rebs	12, 2x; last vs. Northwestern (11/27/19)	same
Asts	1, 2x; last vs. Rutgers (12/3/19)	1, 9x; last vs. Rutgers (12/3/19)
Blks	3 vs. Rutgers (12/3/19)	3, 2x; last vs. Rutgers (12/3/19)
Stls	1, 8x; last vs. Canisius (12/30/19)	2 at Chattanooga (2/9/19)
Mins	30, 2x; last vs. Rutgers (12/3/19)	30 vs. Radford (12/18/18)
1 - Xavier Johnson		
Pts	20 vs. Rutgers (12/3/19)	30 at Clemson (1/29/19)
Rebs	6, 4x; vs. Northwestern (11/27/19)	7, 3x; last at Boston College (2/12/19)
Asts	9 vs. Monmouth (11/18/19)	10, 2x; last vs. Louisville (1/9/19)
Blks	-	1, 4x; last vs. Boston College (3/12/19)
Stls	4, 2x; last vs. Canisius (12/30/19)	4, 3x; last vs. Canisius (12/30/19)
Mins	38, 4x; last vs. Rutgers (12/3/19)	45 at Wake Forest (2/5/19)
2 - Trey McGowens		
Pts	25 at Robert Morris (11/12/19)	33 vs. Louisville (1/9/19)
Rebs	8 at Robert Morris (11/12/19)	same
Asts	8 at North Carolina (1/8/20)	same
Blks	2 vs. Binghamton (12/20/19)	same
Stls	4, 3x; last at North Carolina (1/8/20)	7 at West Virginia (12/8/18)
Mins	39 at North Carolina (1/8/20)	39, 2x; last at North Carolina (1/8/20)
4 - Gerald Drumgoole, Jr.		
Pts	4 vs. Canisius (12/30/19)	same
Rebs	4 vs. West Virginia (11/15/19)	same
Asts	1, 3x; last vs. Wake Forest (1/4/20)	same
Blks	-	-
Stls	1, 2x; last vs. Nicholls State (11/9/19)	same
Mins	20 vs. Florida State (11/6/19)	same
5 - Au'Diese Toney		
Pts	13 vs. Canisius (12/30/19)	20 vs. New Orleans (12/20/18)
Rebs	9 vs. Nicholls State (11/9/19)	11 at Georgia Tech (2/20/19)
Asts	3, 2x; last vs. Rutgers (12/3/19)	same
Blks	-	2 vs. Saint Louis (11/21/18)
Stls	4 vs. Binghamton (12/20/19)	same
Mins	34 vs. Nicholls State (11/9/19)	38 at NC State (1/12/19)
11 - Justin Champagnie		
Pts	22 at North Carolina (1/8/20)	same
Rebs	10, 2x; last vs. Binghamton (12/20/19)	same
Asts	1, 6x; last vs. Binghamton (12/20/19)	same
Blks	3 vs. Kansas State (11/25/19)	same
Stls	3, 3x; last vs. Canisius (12/30/19)	same
Mins	40 at North Carolina (1/8/20)	same
12 - Abdoul Karim Coulibaly		
Pts	9 vs. Binghamton (12/20/19)	same
Rebs	4, 2x; last vs. Canisius (12/30/19)	same
Asts	2 vs. Arkansas Pine Bluff (11/21/19)	same
Blks	1 vs. Monmouth (11/18/19)	same
Stls	1, 2x; last vs. Binghamton (12/20/19)	same
Mins	19 vs. West Virginia (11/15/19)	same
13 - KJ Marshall		
Pts	-	-
Rebs	-	-
Asts	-	-
Blks	-	-
Stls	1 vs. Binghamton (12/20/19)	same
Mins	3 vs. Binghamton (12/20/19)	same

	2019-20	CAREER
14 - Curtis Aiken, Jr.		
Pts	-	-
Rebs	1 vs. Binghamton (12/20/19)	same
Asts	-	-
Blks	-	-
Stls	-	-
Mins	2 vs. Binghamton (12/20/19)	same
15 - Kene Chukwuka		
Pts	-	13 vs. Troy (11/12/18)
Rebs	-	9 vs. Boston College (3/12/19)
Asts	-	5 vs. Lehigh (11/25/17)
Blks	-	2, 6x; last vs. New Orleans (12/20/18)
Stls	-	3 at Florida State (2/18/18)
Mins	-	33 vs. Notre Dame (3/9/19)
21 - Terrell Brown		
Pts	13 vs. Florida State (11/6/19)	19 at Clemson (2/8/18)
Rebs	9 at Robert Morris (11/12/19)	13 vs. Syracuse (3/13/19)
Asts	1 vs. Canisius (12/30/19)	4 vs. McNeese State (12/16/17)
Blks	5, 2x; last at Robert Morris (11/12/19)	9 vs. Colgate (12/29/18)
Stls	2, 2x; last vs. Canisius (12/30/19)	2, 4x; last vs. Canisius (12/30/19)
Mins	36 at Robert Morris (11/12/19)	35 vs. Syracuse (2/2/19)
22 - Anthony Starzynski		
Pts	-	3, 4x; last at Virginia (3/2/19)
Rebs	-	1 vs. Florida State (1/14/19)
Asts	-	-
Blks	-	-
Stls	1 vs. Arkansas Pine Bluff (11/21/19)	same
Mins	3 vs. Binghamton (12/20/19)	3, 4x; last vs. Binghamton (12/20/19)
23 - Samson George		
Pts	2 vs. Binghamton (12/20/19)	4 vs. McNeese State (12/16/17)
Rebs	4, 2x; last vs. West Virginia (11/15/19)	4, 2x; last vs. West Virginia (11/15/19)
Asts	-	1 vs. Delaware State (12/19/17)
Blks	-	1 at Clemson (1/29/19)
Stls	-	-
Mins	8 vs. West Virginia (11/15/19)	10, 2x; last at Clemson (1/29/19)
24 - Ryan Murphy		
Pts	28 vs. Nicholls State (11/9/19)	same
Rebs	5, 2x; last vs. Rutgers (12/3/19)	same
Asts	4, 3x; last vs. Wake Forest (1/4/20)	4, 5x; last vs. Wake Forest (1/4/20)
Blks	2 vs. Binghamton (12/20/19)	same
Stls	4 vs. Binghamton (12/20/19)	same
Mins	40, 2x; last vs. Wake Forest (1/4/20)	40, 2x; last vs. Wake Forest (1/4/20)
31 - Onyebuchi Ezeakudo		
Pts	2 vs. Arkansas Pine Bluff (11/21/19)	same
Rebs	1 vs. Monmouth (11/18/19)	1, 2x; last vs. Monmouth (11/18/19)
Asts	-	2 vs. New Orleans (12/20/18)
Blks	-	-
Stls	2 vs. Arkansas Pine Bluff (11/21/19)	same
Mins	6 vs. Arkansas Pine Bluff (11/21/19)	same
42 - Chayce Smith		
Pts	-	-
Rebs	1 vs. Binghamton (12/20/19)	same
Asts	-	-
Blks	-	-
Stls	-	-
Mins	2 vs. Binghamton (12/20/19)	same

THE LAST TIME IT HAPPENED ...

TEAM

Pitt Was Ranked (AP Poll)

No. 1	Feb. 23, 2009
Top 5 (2-5)	No. 4 on March 14, 2011
Top 10 (6-10)	No. 6 on Dec. 27, 2010
Top 25 (11-25)	No. 20 on Jan. 11, 2016

Pitt Played a Ranked Opponent (AP Poll)

No. 1	at Louisville on Dec. 6, 2019
Top 5	at Louisville on Dec. 6, 2019
Top 10	at Louisville on Dec. 6, 2019
Top 25	at Louisville on Dec. 6, 2019

Pitt Defeated a Ranked Opponent (AP Poll)

No. 1	vs. Connecticut (70-60) on March 7, 2009
Top 5	vs. No. 3 Syracuse (74-66) on Jan. 17, 2011
Top 10	vs. No. 8 Notre Dame (76-72) on Jan. 31, 2015
Top 25	vs. No. 11 Florida State (75-62) on Jan. 14, 2019

Pitt Lost To a Ranked Opponent (AP Poll)

No. 1	at Louisville (64-46) on Dec. 6, 2019
Top 5	at Louisville (64-46) on Dec. 6, 2019
Top 10	at Louisville (64-46) on Dec. 6, 2019
Top 25	at Louisville (64-46) on Dec. 6, 2019

Pitt Faced No. 1 (AP Poll)

Home	vs. Virginia (L, 66-37) on Feb. 24, 2018
Road	at Louisville (64-46) on Dec. 6, 2019
Neutral	vs. Florida (L, 61-45) on March 22, 2014

100 Points by a Team

By Pitt	112, vs. Marshall (12/28/16)
By Opponent	106, Louisville (1/24/17)

40+ Point Win

By Pitt	42 [99-57], vs. New Orleans (12/20/18)
By Opponent	55 [106-51], vs. Louisville (1/24/17)

30-39 Point Win

By Pitt	35 [78-43], vs. Maryland Eastern Shore (12/15/18)
By Opponent	34 [94-60], vs. Louisville (2/11/18)

20-29 Point Win

By Pitt	26 [79-53], vs. Binghamton (12/20/19)
By Opponent	24 [73-49], at Virginia (3/2/19)

Overtime Game

Pitt Win	89-86, vs. Louisville (1/9/19)
Pitt Loss	78-76, at Wake Forest (2/5/19)

Double Overtime Game

Pitt Win	93-90, vs. Eastern Michigan (11/11/16)
Pitt Loss	95-89, vs. Oklahoma State (12/21/06)

Triple Overtime Game

Pitt Win	98-95, vs. West Virginia (2/12/10)
Pitt Loss	74-73, at George Washington (1/10/76)

Won The Game In The Final Seconds

By Pitt	Ashton Gibbs three-point field goal at the buzzer gave Pitt a 73-71 win over Providence March 4, 2010
By Opponent	Steve Vasturia three-point field goal with 2.5 seconds remaining gave Notre Dame a 78-77 win Dec. 31, 2016

Five or More Players in Double-Digit Scoring

By Pitt	5, vs. Canisius (12/30/19)
By Opponent	5, Canisius (12/30/19)

Made 40-49 Field Goals

By Pitt	41, vs. Maryland-Eastern Shore (12/18/10)
By Opponent	41, UCLA (2/2/91)

Made Fewer Than 20 Field Goals

By Pitt	19, vs. Monmouth (11/18/19)
By Opponent	19, Northwestern (11/27/19)

Had 70-79 Field Goal Attempts

By Pitt	72, vs. Notre Dame (12/31/16)
By Opponent	71, NC State (1/12/19)

Had 80-89 Field Goal Attempts

By Pitt	83, vs. Wake Forest (2/16/16)
By Opponent	89, Villanova (3/4/98)

Had 90-99 Field Goal Attempts

By Pitt	92, vs. Houston Baptist (11/9/07)
By Opponent	95, West Virginia (1/18/67)

Had Fewer Than 35 Field Goal Attempts

By Pitt	35, vs. Cincinnati (12/17/13)
By Opponent	34, Notre Dame (3/11/10)

Shot Over 60 Percent From The Field

By Pitt	.635 [33-of-52], vs. VMI (11/9/18)
By Opponent	.630 [34-of-54], Louisville (2/11/18)

Shot Over 70 Percent From The Field

By Pitt	.717 [33-of-46], at DePaul (3/9/13)
By Opponent	.700 [42-of-60], Syracuse (2/4/89)

Shot Less Than 30 Percent From The Field

By Pitt	.291 [16-of-55], vs. West Virginia (11/15/19)
By Opponent	.269 [18-of-67], Youngstown State (11/6/18)

Made 10+ Three-Point Field Goals

By Pitt	10, vs. Syracuse (3/13/19)
By Opponent	11, Louisville (12/6/19)

Made 15+ Three-Point Field Goals

By Pitt	16, vs. Notre Dame (1/29/97)
By Opponent	17, Lafayette (1/2/08)

Made 0 Three-Point Field Goals

By Pitt	at Georgia Tech (3/5/16)
By Opponent	Louisville (2/11/15)

Had 30+ Three-Point Field Goal Attempts

By Pitt	37, at Boston College (2/12/19)
By Opponent	30, Binghamton (12/20/19)

Shot Over 60 Percent From The Three-Point Line

By Pitt	.619 [13-of-21], vs. Virginia (1/4/17)
By Opponent	.632 [12-of-19], Syracuse (3/14/13)

Shot Over 70 Percent From The Three-Point Line

By Pitt	.727 [8-of-11], vs. Connecticut (3/10/11)
By Opponent	.700 [7-of-10], Georgetown (1/20/10)

Shot Over 80 Percent From The Three-Point Line

By Pitt	.833 [5-of-6], vs. Providence (2/11/90)
By Opponent	-

Shot Less Than 20 Percent From Three-Point Line

By Pitt	.063 [1-of-16], vs. Kansas State (11/25/19)
By Opponent	.174 [4-of-23], Rutgers (12/3/19)

Made 30-39 Free Throws

By Pitt	38, vs. Florida State (1/14/19)
By Opponent	33, Wichita State (3/21/13)

Made 40+ Free Throws

By Pitt	42, vs. Oklahoma (1/15/89)
By Opponent	42, St. John's (3/9/95)

Made 5 Or Fewer Free Throws

By Pitt	3, at Louisville (12/6/19)
By Opponent	1, Binghamton (12/20/19)

Had 40-49 Free Throw Attempts

By Pitt	46, vs. Florida State (1/14/19)
By Opponent	40, Florida State (2/18/18)

Had 50+ Free Throw Attempts

By Pitt	50, vs. Seton Hall (2/8/97)
By Opponent	-

Shot Over 90 Percent From The Foul Line

By Pitt	.957 [22-of-23], vs. New Orleans (12/20/18)
By Opponent	1.000 [6-of-6], Robert Morris (11/12/19)

Shot 100 Percent From The Foul Line

By Pitt	3-of-3, at Miami (1/31/18)
By Opponent	6-of-6, Robert Morris (11/12/19)

Had 50-59 Rebounds

By Pitt	51, vs. Maryland Eastern Shore (12/15/18)
By Opponent	51, West Virginia (11/15/19)

Had 60+ Rebounds

By Pitt	60, vs. VMI (12/6/11)
By Opponent	74, West Virginia (2/12/64)

Five Players Fouled Out

By Pitt	vs. Villanova (2/7/86)
By Opponent	Seton Hall (2/9/85)

Had 20-29 Assists

By Pitt	20, vs. Troy (11/12/18)
By Opponent	24, North Carolina (1/5/19)

Had 30+ Assists

By Pitt	30, vs. Virginia Tech (1/31/16)
By Opponent	31, UCLA (2/2/91)

Had 10+ Blocked Shots

By Pitt	13, vs. Colgate (12/29/18)
By Opponent	12, Georgia Tech (2/20/19)

Had 15+ Steals

By Pitt	15, Binghamton (12/20/19)
By Opponent	16, Boston College (3/10/01)

Had 20+ Turnovers

By Pitt	21, vs. Kansas State (11/25/19)
By Opponent	21, Canisius (12/30/19)

Had 30+ Turnovers

By Pitt	30, at Navy (11/26/99)
By Opponent	31, Carnegie Mellon (12/16/96)

Committed 10 Or Fewer Turnovers

By Pitt	8, vs. Wake Forest (1/4/20)
By Opponent	9, Boston College (3/12/19)

THE LAST TIME IT HAPPENED ...

INDIVIDUAL

30-39 Points by a Player

By Pitt 30, Xavier Johnson, at Clemson (1/29/19)
By Opp. 31, Kerry Blackshear, Jr., Virginia Tech (1/6/18)

40+ Points by a Player

By Pitt 43, Jamel Artis at Louisville (1/11/17)
By Opp. 41, T.J. Warren, NC State (3/3/14)

Two Players Scored 30 or More Points

By Pitt Jamel Artis (30) and Michael Young (30)
vs. Marshall (12/28/16)
By Opp. Kenny Anderson (32) and Dennis Scott (30),
Georgia Tech (12/28/89)

Two Players Scored 20 or More Points

By Pitt Trey McGowens (24) and Justin Champagnie (22)
at North Carolina (1/8/20)
By Opp. RJ Barrett (26) and Zion Williamson (25),
Duke (1/22/19)

Three Players Scored 20 or More Points

By Pitt Trey McGowens (24), Xavier Johnson (21) and
Au'Diese Toney (20) vs. New Orleans (12/20/18)
By Opp. CJ Burks (25), Stevie Browning (22) and
Ryan Taylor (22), Marshall (12/28/16)

10+ Field Goals Made by a Player

By Pitt 10, Ryan Murphy vs Nicholls State (11/9/19)
By Opp. 10, Marquell Bell, Northwestn (11/21/19)

15+ Field Goals Made by a Player

By Pitt 15, Jamel Artis at Louisville (1/11/17)
By Opp. 16, T.J. Warren, NC State (3/3/14)

20-29 Field Goal Attempts by a Player

By Pitt 20, Justin Champagnie, vs. Northwestern (11/27/19)
By Opp. 24, RJ Barrett, Duke (1/22/19)

Player Shot 1.000 With 5+ Field Goal Attempts

By Pitt 5-of-5, Khameron Davis vs. Mount St. Mary's (12/5/17)
By Opp. 6-of-6, Mike Watkins, Penn State (11/20/17)

Player Shot .800 With 10+ Field Goal Attempts

By Pitt 12-of-14 [.857], Sheldon Jeter vs. Florida State (2/18/17)
By Opp. 11-of-13 [.846] Zion Williamson, Duke (1/22/19)

Player Shot .900 With 10+ Field Goal Attempts

By Pitt 9-of-10 [.900], Talib Zanna at Clemson (1/21/14)
By Opp. 9-of-10 [.900] Wendall Carter, Jr., Duke (1/20/18)

5+ 3pt Field Goals Made by a Player

By Pitt 5, Justin Champagnie vs. Canisius (12/30/19)
By Opp. 5, Sam Sessoms, Binghamton (12/20/19)

10+ 3pt Field Goal Attempts by a Player

By Pitt 11, Justin Champagnie vs. Northwestern (11/27/19)
By Opp. 11, Sam Sessoms, Binghamton (12/20/19)

Player Shot .800 With 5+ 3pt Field Goal Attempts

By Pitt .833 [5-of-6], Justin Champagnie vs. Canisius (12/30/19)
By Opp. .800 [4-of-5], CJ Bryce, NC State (2/9/19)

10+ Free Throws Made by a Player

By Pitt 10, Trey McGowens vs. Boston College (3/12/19)
By Opp. 10, Kerry Blackshear, Jr., Virginia Tech (2/16/19)

15+ Free Throws Made by a Player

By Pitt 18, Trey McGowens vs. Florida State (1/14/19)
By Opp. 16, Michael Sweetney, Georgetown (1/19/02)

10+ Free Throws Attempted by a Player

By Pitt 11, Trey McGowens vs. Canisius (12/30/19)
By Opp. 10, Jose Alvarado, Georgia Tech (2/20/19)

15+ Free Throws Attempted by a Player

By Pitt 19, Trey McGowens vs. Florida State (1/14/19)
By Opp. 20, Ovie Soko, Duquesne (11/30/13)

Player Shot 1.000 With 10+ Free Throw Attempts

By Pitt 10-of-10, Xavier Johnson vs. Florida State (1/14/19)
By Opp. 14-of-14, Anthony Barber, NC State (1/19/16)

10+ Rebounds by a Player

By Pitt 10, Justin Champagnie vs. Binghamton (12/20/19)
By Opp. 10, Garrison Brooks, North Carolina (1/8/20)

15+ Rebounds by a Player

By Pitt 16, Ryan Luther vs. Mount St. Mary's (12/5/17)
By Opp. 17, Oscar Tshiebwe, West Virginia (11/15/19)

20+ Rebounds by a Player

By Pitt 21, Derek Randall vs. Chaminade (11/24/14)
By Opp. 21, Mike Davis, Maryland (2/15/77)

Two Players with 10 or More Rebounds

By Pitt Cameron Johnson (11), Michael Young (10)
and Sheldon Jeter (10) vs. Virginia Tech (2/14/17)
By Opp. Myles Johnson (14) and Ron Harper, Jr. (10)
Rutgers (12/3/19)

5+ Offensive Rebounds by a Player

By Pitt 5, Justin Champagnie vs. Binghamton (12/20/19)
By Opp. 6, Jalanni White, Canisius (12/30/19)

10+ Defensive Rebounds by a Player

By Pitt 10, Cameron Johnson vs. Virginia Tech (2/14/17)
By Opp. 11, John Mooney, Notre Dame (3/9/19)

10+ Assists by a Player

By Pitt 10, Xavier Johnson vs. Louisville (1/9/19)
By Opp. 12, Markell Johnson, NC State (1/24/18)

5+ Blocked Shots by a Player

By Pitt 5, Terrell Brown at Robert Morris (11/12/19)
By Opp. 6, Paschal Chukwu, Syracuse (3/13/19)

5+ Steals by a Player

By Pitt 5, Trey McGowens vs. Florida State (1/14/19)
By Opp. 6, Jordan Bohannon, Iowa (11/27/18)

Double-Double by a Player*

By Pitt 14/10, Justin Champagnie vs. Binghamton (12/20/19)
By Opp. 21/10, Garrison Brooks, North Carolina (1/8/20)

20 - 20 Games (Points - Rebounds)

By Pitt 20/20, DeJuan Blair at Connecticut (2/16/09)
By Opp. 42/20, Bruce King, Iowa (12/30/76)

Triple-Double by a Player^

By Pitt 23/12/11, Ricardo Greer vs. Villanova (3/4/98)
By Opp. 14/10/11, Mike Griffin, Syracuse (2/27/01)

*Double-doubles are points and rebounds unless otherwise indicated

^Triple-doubles are points, rebounds, and assists

PITT MISCELLANEOUS STATISTICS

Games as Leading Scorer

Trey McGowens	5
Justin Champagnie	4
Xavier Johnson	3
Ryan Murphy	3
Terrell Brown	1
Eric Hamilton	1

Games as Leading Rebounder

Justin Champagnie	8
Eric Hamilton	4
Au'Diese Toney	3
Terrell Brown	1
Trey McGowens	1
Eric Hamilton	1

Games Leading in Assists

Xavier Johnson	11
Trey McGowens	5
Ryan Murphy	3
Au'Diese Toney	1

30+ Point Scoring Games

20+ Point Scoring Games

Justin Champagnie	3
Trey McGowens	2
Xavier Johnson	1
Ryan Murphy	1

Double-Figure Scoring Games

Xavier Johnson	12
Trey McGowens	12
Justin Champagnie	10
Ryan Murphy	9
Eric Hamilton	5
Au'Diese Toney	5
Terrell Brown	1

Double-Figure Assist Games

Double-Figure Rebound Games

Eric Hamilton	2
Justin Champagnie	2

Double-Doubles

Eric Hamilton	2
Justin Champagnie	2

Pitt's First Substitution

Terrell Brown	8
Au'Diese Toney	3
Ryan Murphy	3
Justin Champagnie	2
Eric Hamilton	2
Trey McGowens	1
Gerald Drumgoole Jr.	1

Jump Balls Controlled

Opponent	7
Pitt	8
Terrell Brown	5
Eric Hamilton	3

Dunks

Opponent	26
Pitt	42

Longest Winning Streak

Justin Champagnie	15
Trey McGowens	10
Terrell Brown	7
Eric Hamilton	5
Xavier Johnson	4
Au'Diese Toney	1

Four-Point Plays

Opponent	0
Pitt	0

Three-Point Plays

Opponent	8
Pitt	16

Offensive Fouls Drawn

Trey McGowens	6
Terrell Brown	3
Xavier Johnson	3
Eric Hamilton	2
Ryan Murphy	1
Au'Diese Toney	1

Technical Fouls / Flagrant 1s

Opponent	18
Pitt	29

Largest Halftime Lead

Xavier Johnson	11
Eric Hamilton	10
Trey McGowens	5
Au'Diese Toney	1
Terrell Brown	1
Ryan Murphy	1

Largest Halftime Deficit

Opponent	4
Pitt	5

Largest Halftime Deficit Overcome to Win

Justin Champagnie	2
Trey McGowens	1
Ryan Murphy	1
Bench	1

Largest Deficit Overcome to Win

20 [41-21] vs. Binghamton (12/20/19)	
--------------------------------------	--

Largest Deficit Overcome to Win

14 [35-21] at Louisville (12/6/19)	
------------------------------------	--

Largest Deficit Overcome to Win

9 at North Carolina (1/8/20)	
------------------------------	--

Largest Pitt Lead

14 [32-18, 3:27 1st], at North Carolina (1/8/20)	
--	--

Largest Pitt Deficit

31 [71-40, 6:00 2nd], vs. Binghamton (12/20/19)	
---	--

Largest Pitt Win

26 [79-53], vs. Binghamton (12/20/19)	
---------------------------------------	--

Largest Pitt Defeat

18 [64-46], at Louisville (12/6/19)	
-------------------------------------	--

Most Consecutive Points Scored

15, vs. Northern Illinois (12/16/19)	
15, vs. Wake Forest (1/4/20)	

Most Consecutive Points Allowed

18, at Robert Morris (11/12/19)	
---------------------------------	--

Longest Winning Streak

5, Nov. 18-Dec. 3	
-------------------	--

Longest Losing Streak

1, Nov. 9, Nov. 15, Dec. 6, Jan. 4	
------------------------------------	--

Longest Home Crowd

11,725, vs. West Virginia (11/15/19)	
--------------------------------------	--

Longest Road Crowd

20,798, at North Carolina (1/8/20)	
------------------------------------	--

Largest Neutral Crowd

3,013, vs. Kansas State (11/25/19)	
------------------------------------	--

PITT'S 2019-20 RECORD WHEN ...

Plays at home	7-3
Plays on the road	2-1
Plays at neutral site	2-0
Record vs. the ACC (regular season)	2-2
Record against non-conference	9-2
Wins the game before	6-4
Loses the game before	4-0
Leads at half	6-1
Trails at half	3-3
Tied at half	2-0
Plays an overtime game	0-0
Shoots 50% or better	1-1
Shoots less than 50%	10-3
Opp. shoots 50% or less	11-4
Shoots better than opp.	10-1
Shoots worse than opp.	1-3
Has more FTs made than opp.	10-1
Has equal FTs made	0-1
Has less FTs made than opp.	1-2
Outrebounds opp.	6-0
Is outrebounded	5-3
Has equal rebounds	0-1
Has more TOs than opp.	2-1
Has equal or less TOs than opp.	9-3
Scores more/equal bench pts.	6-2
Scores less bench pts.	5-2
Plays a ranked opp. (AP)	0-1
Makes 5+ 3-Pt. shots	8-1
No Pitt player fouls out	10-1
1+ Pitt player fouls out	1-3
Has 20+ assists	0-0
Wears white uniforms	7-3
Wears gold uniforms	0-1
Wears blue uniforms	3-0
Wears black uniforms	1-0
Plays in tournaments	4-0
Plays on television	9-3
Plays in November	6-2
Plays in December	4-1
Plays in January	1-1
Plays in February	0-0
Plays in March	0-0
Plays during the day	1-2
Plays at night	10-2
Plays on Sunday	0-0
Plays on Monday	4-0
Plays on Tuesday	2-0
Plays on Wednesday	3-0
Plays on Thursday	1-0
Plays on Friday	1-2
Plays on Saturday	0-2
Margin is 5 pts. or less	2-2
Margin is 10 pts. or less	4-2
Margin is between 11-20	4-2
Margin is more than 20	2-0
Has a 20-pt. scorer	5-1
Has a 30-pt. scorer	0-0
Scores 59 points or less	1-2
Scores 60+ points	10-2
Scores 70+ points	6-1
Scores 80+ points	1-0
Scores 90+ points	0-0
Scores 100+ points	0-0

BY STARTING LINEUP

Johnson, McGowens, Murphy, Champagnie, Hamilton	3-1
Johnson, McGowens, Murphy, Champagnie, Brown	3-0
Johnson, McGowens, Toney, Champagnie, Hamilton	2-0
Johnson, McGowens, Toney, Drumgoole, Hamilton	1-1
Johnson, McGowens, Murphy, Toney, Brown	1-1
Johnson, Murphy, Toney, Champagnie, Hamilton	1-0
Johnson, McGowens, Murphy, Toney, Hamilton	0-1

PITT BASKETBALL IN THE POLLS

The Pitt basketball program has held a prominent spot in the national basketball scene for the past 16 seasons. The final national rankings are just one area to measure the Panthers success in that span. Pitt has finished in the Associated Press top 25 in eight of the past 16 seasons, including three times concluding the year ranked in the top 10 in the nation.

- Pitt has been ranked in the top 25 of the AP Poll at some point in 14 of the past 16 seasons.
- Pitt concluded the 2008-09 and 2010-11 season ranked No. 4 in the AP Poll.
- Pitt claimed its first No. 1 ranking in the AP Poll during the 2008-09 season.
- The Panthers have been ranked in the AP top 25 a total of 260 weeks.
- Pitt has been ranked in the top 10 of the AP Poll 117 times.
- The Panthers spent the entire 2008-09 season ranked in the top 10 of the AP Poll, including 17 weeks in the top 5 and three weeks ranked No. 1 overall.

AP POLL RECORDS

ALL-TIME RECORD - RANKED

Rk	W-L	Pct.
1	3-2	.600
2	11-6	.647
3	24-4	.857
4	36-7	.837
5	25-2	.926
6	17-4	.810
7	17-6	.739
8	8-5	.615
9	13-9	.591
10	15-3	.833
11	14-5	.737
12	11-4	.733
13	18-6	.750
14	11-2	.846
15	14-4	.778
16	11-7	.611
17	26-8	.765
18	12-9	.571
19	4-2	.667
20	14-6	.700
21	3-2	.600
22	17-11	.607
23	6-1	.857
24	8-3	.727
25	4-3	.571
Total	342-121	.739

ALL-TIME RECORD - VS. RANKED

Rk	W-L	Pct.
1	2-18	.100
2	3-11	.214
3	5-15	.250
4	5-9	.357
5	8-9	.471
6	3-11	.214
7	2-5	.286
8	4-10	.286
9	8-10	.444
10	3-12	.200
11	6-19	.240
12	8-14	.364
13	7-7	.500
14	2-16	.111
15	8-12	.400
16	2-8	.200
17	5-10	.333
18	2-15	.118
19	6-11	.353
20	9-7	.563
21	0-10	.000
22	1-3	.250
23	4-5	.444
24	2-6	.250
25	6-5	.545
Total	111-258	.300

PITT IN THE AP POLL

Total Polls Ranked	260
Top 10 Rankings	117
Longest Consecutive Polls Ranked	60
Current Streak	0

Years Ranked

Total Years	23
Consecutive Years	13
Current Streak	1

Final Poll

Total Polls	12
Top 10	5
High Rank	4

No. 1 Ranking

Total Rankings	3
Most No. 1 Weeks in Succession	2

Weeks Ranked By Ranking

First Ranked: Dec. 16, 1958 (No. 18)
Last Ranked: Jan. 11, 2016 (No. 20)

Rank	Weeks
No. 1	3
No. 2	11
No. 3	16
No. 4	21
No. 5	15
No. 6	12
No. 7	12
No. 8	7
No. 9	13
No. 10	10
No. 11	10
No. 12	9
No. 13	10
No. 14	8
No. 15	10
No. 16	13
No. 17	18
No. 18	11
No. 19	3
No. 20	12
No. 21	3
No. 22	14
No. 23	6
No. 24	8
No. 25	4

2019-20 SEASON STATS

Game Records

Record	Overall	Home	Away	Neutral
ALL GAMES	11-4	7-3	2-1	2-0
CONFERENCE	2-2	1-1	1-1	0-0
NON-CONFERENCE	9-2	6-2	1-0	2-0

Score by Periods

Team	1st	2nd	OT	TOT
Pittsburgh	449	552	0	1001
Opponents	432	478	0	910

Team Box Score

No.	Player	GP-GS			Total		3-Point		F-Throw		Rebounds				Other Stats								
		GP	GS	MIN	AVG	FG-FGA	FG%	3FG-FGA	3FG%	FT-FTA	FT%	OFF	DEF	TOT	AVG	PF	DQ	A	TO	BLK	STL	PTS	AVG
2	MCGOWENS, Trey	15	14	480:02	32.0	63-148	.426	19-57	.333	48-70	.686	7	49	56	3.7	38	1	45	43	2	30	193	12.9
1	JOHNSON, Xavier	15	15	491:47	32.8	64-150	.427	16-39	.410	40-55	.727	5	52	57	3.8	38	3	75	58	1	18	184	12.3
11	CHAMPAGNIE, Justin	15	10	452:49	30.2	64-153	.418	15-56	.268	32-39	.821	28	69	97	6.5	30	0	7	16	10	17	175	11.7
24	MURPHY, Ryan	15	11	479:18	32.0	56-149	.376	28-83	.337	25-30	.833	11	34	45	3.0	15	0	30	22	2	17	165	11.0
0	HAMILTON, Eric	15	10	256:40	17.1	36-64	.563	0-2	.000	24-33	.727	29	39	68	4.5	27	1	3	13	7	8	96	6.4
5	TONEY, Au'Diese	13	8	321:54	24.8	27-63	.429	3-16	.188	26-34	.765	26	35	61	4.7	21	1	15	6	0	11	83	6.4
21	BROWN, Terrell	15	5	280:23	18.7	25-52	.481	0-4	.000	20-30	.667	22	26	48	3.2	26	0	2	10	27	7	70	4.7
12	COULIBALY, Abdoul Karim	12	0	101:40	8.5	9-27	.333	0-1	.000	2-8	.250	7	8	15	1.3	14	0	3	5	2	3	20	1.7
23	GEORGE, Samson	3	0	14:23	4.8	1-6	.167	0-0	.000	2-4	.500	3	2	5	1.7	1	0	0	0	0	0	4	1.3
4	DRUMGOOLE JR., Gerald	7	2	68:14	9.7	2-13	.154	0-9	.000	5-9	.556	6	6	12	1.7	8	0	3	7	0	2	9	1.3
31	EZEAKUDO, Onyebuchi	9	0	27:56	3.1	1-3	.333	0-2	.000	0-0	.000	2	1	3	0.3	0	0	1	2	0	3	2	0.2
22	STARZYNSKI, Anthony	3	0	04:57	1.6	0-0	.000	0-0	.000	0-0	.000	0	0	0	0.0	0	0	1	0	0	1	0	0.0
14	AIKEN JR., Curtis	2	0	02:09	1.1	0-0	.000	0-0	.000	0-0	.000	0	1	1	0.5	0	0	0	0	0	0	0	0.0
13	MARSHALL, KJ	1	0	03:21	3.4	0-2	.000	0-0	.000	0-0	.000	0	0	0	0.0	1	0	0	0	0	1	0	0.0
42	SMITH, Chayce	1	0	01:25	1.4	0-0	.000	0-0	.000	0-0	.000	0	1	1	1.0	0	0	0	0	0	0	0	0.0
Team												31	28	59									
Total		15				348-830	.419	81-269	.301	224-312	.718	177	351	528	35.2	219	6	185	188	51	118	1001	66.7
Opponents		15				335-833	.402	110-334	.329	130-187	.695	182	355	537	35.8	292	-	186	245	50	82	910	60.7

Team Statistics

	Pitt	OPP
Scoring	1001	910
Points per game	66.7	60.7
Scoring margin	+6.0	-
Field goals-att	348-830	335-833
Field goal pct	.419	.402
3 point fg-att	81-269	110-334
3-point FG pct	.301	.329
3-pt FG made per game	5.4	7.3
Free throws-att	224-312	130-187
Free throw pct	.718	.695
F-Throws made per game	14.9	8.7
Rebounds	528	537
Rebounds per game	35.2	35.8
Rebounding margin	-0.6	-
Assists	185	186
Assists per game	12.3	12.4
Turnovers	188	245
Turnovers per game	12.5	16.3
Turnover margin	+3.8	-
Assist/turnover ratio	1.0	0.8
Steals	118	82
Steals per game	7.9	5.5
Blocks	51	50
Blocks per game	3.4	3.3
Winning streak	1	-
Home win streak	0	-
Attendance	82843	42081
Home games-Avg/Game	10-8284	3-14027
Neutral site-Avg/Game	-	2-2530

Team Results

Date	Opponent	Score	Att.
11/06/19	Florida St.	W 63-61	9016
11/09/19	Nicholls St.	L 70-75	7956
11/12/19	at Robert Morris	W 71-57	4034
11/15/19	West Virginia	L 53-68	11725
11/18/19	Monmouth	W 63-50	6753
11/21/19	Ark.-Pine Bluff	W 66-41	7068
11/25/19	vs Kansas St.	W 63-59	3013
11/27/19	vs Northwestern	W 72-59	2046
12/03/19	Rutgers	W 71-60	7894
12/06/19	at Louisville	L 46-64	17249
12/16/19	Northern Ill.	W 59-50	7015
12/20/19	Binghamton	W 79-53	7226
12/30/19	Canisius	W 87-79	8035
01/04/20	Wake Forest	L 65-69	10155
01/08/20	at North Carolina	W 73-65	20798

2019-20 ACC STATS

Game Records

Record	Overall	Home	Away	Neutral
ALL GAMES	2-2	1-1	1-1	0-0
CONFERENCE	2-2	1-1	1-1	0-0
NON-CONFERENCE	0-0	0-0	0-0	0-0

Score by Periods

Team	1st	2nd	OT	TOT
Pittsburgh	104	143	0	247
Opponents	124	135	0	259

Team Box Score

No.	Player	Total					3-Point		F-Throw		Rebounds				PF DQ A TO BLK STL PTS AVG							
		GP-GS	MIN	AVG	FG-FGA	FG%	3FG-FGA	3FG%	FT-FTA	FT%	OFF	DEF	TOT	AVG	PF	DQ	A	TO	BLK	STL	PTS	AVG
1	JOHNSON, Xavier	4-4	137:47	34.4	18-42	.429	5-9	.556	15-22	.682	1	14	15	3.8	15	1	12	16	0	4	56	14.0
2	MCGOWENS, Trey	4-4	134:37	33.7	16-47	.340	7-19	.368	11-18	.611	4	15	19	4.8	12	0	18	15	0	10	50	12.5
11	CHAMPAGNIE, Justin	4-2	136:30	34.1	13-40	.325	7-22	.318	9-12	.750	7	22	29	7.3	5	0	2	3	3	3	42	10.5
24	MURPHY, Ryan	4-3	137:36	34.4	13-37	.351	8-20	.400	6-6	1.000	2	11	13	3.3	3	0	11	3	0	4	40	10.0
0	HAMILTON, Eric	4-4	85:58	21.5	11-18	.611	0-1	.000	8-9	.889	7	9	16	4.0	13	1	0	3	1	0	30	7.5
21	BROWN, Terrell	4-0	72:51	18.2	8-11	.727	0-0	.000	6-8	.750	5	3	8	2.0	9	0	0	2	4	1	22	5.5
5	TONEY, Au'Diese	2-2	45:16	22.6	3-13	.231	1-5	.200	0-0	.000	5	4	9	4.5	6	1	3	0	0	2	7	3.5
31	EZEAKUDO, Onyebuchi	2-0	03:29	1.7	0-0	.000	0-0	.000	0-0	.000	0	0	0	0.0	0	0	0	0	0	0	0	0.0
4	DRUMGOOLE JR., Gerald	3-1	36:39	12.2	0-7	.000	0-5	.000	0-0	.000	1	3	4	1.3	4	0	2	2	0	1	0	0.0
22	STARZYNSKI, Anthony	1-0	00:30	0.5	0-0	.000	0-0	.000	0-0	.000	0	0	0	0.0	0	0	0	0	0	0	0	0.0
12	COULIBALY, Abdoul Karim	3-0	08:26	2.8	0-0	.000	0-0	.000	0-0	.000	1	1	2	0.7	2	0	0	0	0	0	0	0.0
Team											4	7	11				2					
Total		4	800		82-215	.381	28-81	.346	55-75	.733	37	89	126	31.5	69	3	48	46	8	25	247	61.8
Opponents		4	800		90-208	.433	31-90	.344	48-67	.716	38	107	145	36.3	73	3	55	58	14	17	259	64.8

Team Statistics

	PITT	OPP
Scoring	247	259
Points per game	61.8	64.8
Scoring margin	-3.0	-
Field goals-att	82-215	90-208
Field goal pct	.381	.433
3 point fg-att	28-81	31-90
3-point FG pct	.346	.344
3-pt FG made per game	7.0	7.8
Free throws-att	55-75	48-67
Free throw pct	.733	.716
F-Throws made per game	13.8	12.0
Rebounds	126	145
Rebounds per game	31.5	36.3
Rebounding margin	-4.8	-
Assists	48	55
Assists per game	12.0	13.8
Turnovers	46	58
Turnovers per game	11.5	14.5
Turnover margin	+3.0	-
Assist/turnover ratio	1.0	0.9
Steals	25	17
Steals per game	6.3	4.3
Blocks	8	14
Blocks per game	2.0	3.5
Winning streak	1	-
Home win streak	0	-
Attendance	19171	38047
Home games-Avg/Game	2-9586	2-19024
Neutral site-Avg/Game	-	0-0

Team Results

Date	Opponent		Score	Att.
11/06/2019	Florida St.	W	63-61	9016
12/06/2019	at Louisville	L	46-64	17249
01/04/2020	Wake Forest	L	65-69	10155
01/08/2020	at North Carolina	W	73-65	20798