



CONTACT: Amy Woodruff, Assistant Communications Director
 O: (305) 284-3241 | C: (813) 410-1194
 A.Woodruff@miami.edu | @CanesHoops

2012-13 SCHEDULE

| DATE | OPPONENT | TV | TIME/SCORE |
|--|------------------------|-----------------------|---------------|
| Nov. 2 | St. Leo (Ex.) | Canes All Access | L, 67-69 |
| Nov. 9 | Stetson | ESPN3 | W, 87-79 |
| Nov. 13 | at FGCU | A-Sun TV | L, 51-63 |
| Nov. 16 | Jacksonville | FOX Sports South | W, 73-57 |
| Nov. 24 | Detroit | ESPN3 | W, 77-62 |
| Nov. 28 | #13/14 Michigan State! | ESPN | W, 67-59 |
| Dec. 1 | at UMass | CBS Sports Network | W, 75-62 |
| Dec. 14 | Charlotte | FOX Sports South | W, 77-46 |
| Dec. 18 | at UCF | CBS Sports Network | W, 72-50 |
| Diamond Head Classic, Honolulu, Hawai'i | | | |
| Dec. 22 | Hawai'i | ESPNU | W, 73-58 |
| Dec. 23 | #4/5 Arizona | ESPN2 | L, 69-50 |
| Dec. 25 | Indiana St. | ESPN2 | L, 55-57 (OT) |
| Jan. 2 | La Salle | FOX Sports South | W, 76-59 |
| Jan. 5 | at Georgia Tech * | ACCN / ESPN3 | W, 62-49 |
| Jan. 10 | at RV/RV UNC * | ESPN / WatchESPN | W, 68-59 |
| Jan. 13 | RV/RV Maryland * | ESPNU / WatchESPN | W, 54-47 |
| Jan. 16 | at Boston College * | FOX Sports South / E3 | W, 60-59 |
| Jan. 23 | #1/1 Duke * | ESPN / WatchESPN | W, 90-63 |
| Jan. 27 | Florida State * | ESPNU / WatchESPN | W, 71-47 |
| Jan. 30 | at Virginia Tech * | FOX Sports South / E3 | W, 73-64 |
| Feb. 2 | at #19/19 NC State * | CBS | W, 79-78 |
| Feb. 5 | Boston College * | FOX Sports South / E3 | W, 72-50 |
| Feb. 9 | North Carolina * | ESPN/WatchESPN | W, 87-61 |
| Feb. 13 | at Florida State * | ESPN2/WatchESPN | W, 74-68 |
| Feb. 17 | at Clemson * | ESPNU/WatchESPN | W, 45-43 |
| Feb. 19 | Virginia * | ESPNU/WatchESPN | W, 54-50 |
| Feb. 23 | at Wake Forest * | FOX Sports South/E3 | L, 65-80 |
| Feb. 27 | Virginia Tech * | FOX Sports South/E3 | W, 76-58 |
| March 2 | at #3/3 Duke * | ESPN/WatchESPN | L, 79-76 |
| March 6 | Georgia Tech * | ACCN/ESPN3 | L, 69-71 |
| March 9 | Clemson * | ACCN/ESPN3 | W, 62-49 |
| ACC Tournament, Greensboro, N.C. | | | |
| M 15 | #9 Georgia Tech | ESPN2/ACCN | W, 69-58 |
| M 16 | #5 NC State | ESPN / ACCN | W, 81-71 |
| M 17 | #3 UNC | ESPN / ACCN | W, 87-77 |
| NCAA Championship, Austin, Texas | | | |
| M 22 | #15 Pacific | TNT | 2:10 p.m. |

All home games are played at the BankUnited Center
 * ACC game | Big Ten/ACC Challenge
 All games can be heard on WQAM 560 and Canes All Access on HurricaneSports.com

UM RADIO - WQAM 560
 Joe Zagacki, play-by-play | Josh Darrow, analyst

SOCIAL MEDIA
 Website: HurricaneSports.com
 Twitter: @CanesHoops | @CanesCoachL
 Facebook: /MiamiHurricanes | /MiamiBasketball

MIAMI DIGITAL GUIDE
 Miami did not print media guides this season. Instead, find the online version here: <http://theusports.com/mbbguide/pc/>



MIAMI
 HURRICANES (27-6)

NATIONAL RANKING
 5/t4

LAST TIME OUT
 W, 87-77 vs. North Carolina

LEADERS
Scoring per Game
 Shane Larkin - 14.6
 Kenny Kadji - 13.3
Rebounds per Game
 Kadji / Johnson - 7.0
Assists per Game
 Shane Larkin - 4.4

HEAD COACH
Jim Larrañaga
Overall: 517-353 (29)
At UM: 47-19 (2)

PACIFIC
 TIGERS (22-12)

NATIONAL RANKING
 --/--

LAST TIME OUT
 W, 64-55 vs. UC Irvine

LEADERS
Scoring per Game
 Lorenzo McCloud - 11.4
 Travis Fulton - 9.1
Rebounds per Game
 Travis Fulton - 4.0
Assists per Game
 Lorenzo McCloud - 4.0


HEAD COACH
Bob Thomason
Overall: 436-321 (25)
At Pacific: 436-321 (25)

SETTING THE SCENE

March 22, 2013 | 2:10 p.m.
Austin, Texas | Frank Erwin Center
TV: TNT
Radio: 560 WQAM
Webcast: WQAM.com

Miami in the NCAA Tournament: 4-6

In just his second year at UM, Jim Larrañaga has earned ACC Coach of the Year. He was the first Hurricanes coach to open his Miami career with 20 wins and now has 40+ victories with UM. Larrañaga came to Miami after serving as the head coach at George Mason for 14 seasons. He guided the program to five NCAA tournament appearances – including an unprecedented run to the 2006 Final Four that captured the nation's attention. Following that run, he was selected the 2006 Clair Bee Coach of the Year.



THE GAME

The ACC Champion Miami Hurricanes face No. 15-seed Pacific in the second round of the NCAA Championship on Friday, March 22 at 2:10 p.m. ET at the Frank Erwin Center in Austin, Texas.

THE SERIES VS. PACIFIC

This is the first meeting between Miami and Pacific.

THE BROADCASTS

Catch the game on TNT with Tim Brando (play-by-play) and Mike Gminski (analyst) on the call. Listen to the NCAA Tournament games on 560 WQAM Radio with Joe Zagacki (play-by-play) and Josh Darrow (analyst).

THE COACH

Head coach Jim Larrañaga is in his 29th season as a head coach and second at Miami. He has a 517-353 overall record and is 47-19 in his second season at Miami.

THE RANKINGS - RPI/SOS

As of March 18, 2013 | Warren Nolan: 4 / 5 | Sagarin: 14 / 18 | Realtime: 4 / 5 | KenPom: 14

IN THE NCAA TOURNAMENT

- Miami is making its 18th postseason appearance in program history and fifth in the last six seasons.
- Miami NCAA Championship seed history: 2 (2013, East), 2 (1999, East), 5 (2002, West), 6 (2000, South), 7 (2008, South) and 11 (1998, South).
- Miami is 4-6 in six previous NCAA Championships (last appearance in 2008).
- Miami has never advanced past the Sweet 16 round of the NCAA Championship.
- 2013 is Miami's sixth NCAA tournament berth since 1997 (first appearance was in 1960).
- Coach Jim Larrañaga is making his seventh NCAA tournament appearance - and 14th overall postseason trip - as head coach. He led George Mason to the 2006 Final Four.
- Five different coaches have led Miami to their seven NCAA tournament appearances: Jim Larrañaga (2013), Frank Haith (2008), Perry Clark (2002), Leonard Hamilton (1998, 1999, 2000), Bruce Hale (1960).
- Since Miami last appeared in the NCAA tournament on March 23, 2008, 137 different schools have played at least one game in the big dance.
- Miami is 1-0 against the No. 15 seed after defeating Lafayette, 75-54, in 1999 in Boston, Mass.
- UM has never played a team from the Big West Conference in the NCAA tournament. The Canes are 3-1 all-time against current Big West teams, with all games being played against Hawai'i. UM defeated Hawai'i this season, 73-58, in the Hawai'i Airlines Diamond Head Classic on Dec. 22.

2012-13 ROSTER

| # | Name | Pos. | Ht. | Wt. | Yr. | Hometown Previous School (s) |
|----|---------------------|------|------|-----|-----|--|
| 0 | Shane Larkin | G | 5-11 | 176 | So. | Orlando, Fla. Dr. Phillips (Fla.) Cousy, Naismith, Wooden award finalist ... ACC Tournament MVP: 23.7 ppg, 5.0 rpg, 5.0 apg in three games ... ACC Player of the Year (coaches). |
| 1 | Durand Scott | G | 6-5 | 203 | Sr. | The Bronx, N.Y. Rice ACC Defensive Player of the Year ... ACC All-Tournament First Team ... Career-high 32 points in ACC semifinal game ... All-ACC Third Team. |
| 3 | Steve Sorenson | G | 6-0 | 151 | Fr. | Dallas, Texas Mark's School of Texas Named all-state by Texas Association of Basketball Coaches as a senior ... TABC academic all-state. |
| 4 | Trey McKinney Jones | G | 6-5 | 220 | Sr. | Milwaukee, Wis. South Milwaukee UMKC ACC All-Tournament Second Team ... Drained six 3-pointers and career-best 20 points in ACC Championship game ... Team-best .846 FT%. |
| 10 | Raphael Akpejori | F | 6-10 | 236 | Jr. | Lagos, Nigeria Sunrise Christian Academy (Kan.) ACC All-Academic Team ... Grabbed four rebounds twice ... Three games 10+ minutes ... 16 games played, 11 points, 18 rebounds. |
| 12 | Justin Heller | G | 6-2 | 180 | Jr. | Boca Raton, Fla. West Boca Raton Community Eight appearances ... Scored first bucket of career against Charlotte on Dec. 14 ... Also had three rebounds and two FTA in three minutes. |
| 15 | Rion Brown | G | 6-6 | 200 | Jr. | Hinesville, Ga. Liberty County 12 points, four rebounds, three assists in ACC Championship game ... 22 pts at Georgia Tech where his father was an All-American. |
| 21 | Erik Swoope | F | 6-6 | 233 | Jr. | Lake Elsinore, Calif. Harvard-Westlake Played 9 minutes in championship game, primarily for defense and rebounding ... Season high seven points vs. Jacksonville. |
| 23 | Tonye Jekiri | C | 7-0 | 227 | Fr. | Hialeah, Fla. Champagnat Catholic School Has played in 31 games, averages 1.2 points and 1.5 rebounds ... Grabbed a rebound in 22 outings, despite playing 6.6 minutes per game. |
| 25 | Garrius Adams | G | 6-6 | 195 | Sr. | Apex, N.C. Middle Creek Out with right knee injury ... In 19 games last year, averaged 4.5 points, 2.1 rebounds, 0.9 assists and 0.6 steals in 16.9 minutes per game. |
| 35 | Kenny Kadji | F/C | 6-11 | 242 | Sr. | Douala, Cameroon Pendleton IMG Academy Florida All-ACC Second Team ... Four-straight double-doubles March 2-15 ... Stretch-four who hits 35.7% from distance ... Team-best 7.0 rpg. |
| 42 | Reggie Johnson | C | 6-10 | 292 | Sr. | Winston-Salem, N.C. Winston-Salem Prep Missed eight games Dec. 22-Jan. 16 due to left thumb fracture ... Averaging 12.6 ppg and 10.1 rpg before the injury. |
| 45 | Julian Gamble | F/C | 6-10 | 250 | Sr. | Durham, N.C. Southern Durham ACC All-Tournament Second Team ... All-ACC Defensive Team ... 11 pts, 10 rebs in ACC Championship game ... 5 blocks in ACC Tournament. |

LARRAÑAGA BY THE NUMBERS

1 - Coach Jim Larrañaga is the only ACC coach not at UNC or Duke with a Final Four appearance to his credit.
 4 - In 2006, Coach Jim Larrañaga became the first coach at a mid-major school to take his team to the NCAA Final Four in 27 years.
 7 - Larrañaga is no stranger to the ACC. In his seven seasons as an assistant coach at Virginia, the Cavaliers participated in the NCAA Final Four in 1981 and 1984, won three ACC Championships and finished in the Top 5 of the AP rankings.
 13 - Larrañaga has made 13 postseason appearances in the past 23 years, including five NCAA tournaments.
 29 - Larrañaga is in his 29th year as a head coach and has successfully transitioned two institutions into successful programs: Bowling Green and George Mason.

LARRAÑAGA - WHY MIAMI?

Along with returning to the best basketball conference in the country, Coach L had a few personal reasons for accepting the head coaching job at Miami. Coach's grandfather was from Cuba, where he produced the Larrañaga [lare-en-YAH-ga] cigar. Coach's father was raised in Key West before moving to The Bronx, N.Y., getting married and raising six children. Coach L was raised in The Bronx, but vacationed to Florida as a boy. He also has owned a house in Sarasota - which he bought from Dick Vitale's daughter - for eight years, and three of his siblings have retired to Florida.

COACH L'S FIRST SEASON AT MIAMI

- Most ACC wins since joining the conference (9)
- Tied for fourth in ACC, the highest ACC finish in school history
- Defeated eventual No. 2 & No. 3 NCAA tournament seeds Duke & FSU
- Notched Miami's first win at Cameron Indoor Stadium

COACH L'S SECOND SEASON AT MIAMI

- NCAA No. 2 national seed
- ACC Tournament Champions
- ACC Regular Season Champions; No. 1 seed at ACC Tournament
- 15-3 record in ACC play
- Ranked No. 2/2 on Feb. 18, 2013
- Defeated No. 1 Duke, 90-63, in Coral Gables
- Defeated No. 13/14 Michigan State in ACC/Big Ten Challenge
- Defeated RV/RV North Carolina at the Dean Smith Center

PROGRAM HISTORY

First Season: 1926
 Program Dormant: 1971-1985
 All-Time Record: 919-689
 Postseason Record: 11-17 (4-6 in NCAA Championship)
 NCAA Appearances: 7 (1960, 1998, 1999, 2000, 2002, 2008, 2013)
 Last NCAA Appearance: 2008 (2nd round)
 NIT Appearances: 11 (1961, 1963, 1964, 1995, 1997, 2001, 2005, 2006, 2009, 2011, 2012)
 Last NIT Appearance: 2012 (2nd round)

QUICK HITS

- Miami is 3-2 in neutral site games this season with three wins at the ACC Tournament and a pair of losses at the Hawaiian Airlines Diamond Head Classic in Honolulu.
- Miami is one of 23 schools to send both the men's and women's basketball teams to the dance this season. The Miami women earned a No. 8 seed and will face No. 9 Iowa in Iowa City on Sunday, March 24. Both UM teams also played in the tournament at the same time in 1998.
- In Miami's last tournament appearance, Jack McClinton posted a UM single-game NCAA tournament record 38 points, hitting 12-of-19 shots against St. Mary's on March 21, 2008 in the first round.
- Julian Gamble and Kenny Kadji have both been to the NCAA tournament, both as redshirts in 2008; Gamble with Miami and Kadji with Florida.
- This is UM's first game played west of the Mississippi River, on the continental U.S., in Coach L's two seasons at The U. This season the farthest west was in Ft. Myers, Fla. and last year was the game at Ole Miss. The Canes did play in Hawai'i this season.
- Miami has never played a game on TNT.
- Coach Larrañaga is 5-5 overall in the NCAA Tournament.
- Miami is the first team in ACC history to win regular season and postseason and not get a No. 1 seed in the NCAA Championship.
- Miami is the only non-North Carolina team to win both the ACC regular-season and tournament since Georgia Tech in 1985. Their regular season was shared; no other non-North Carolina team has won outright.

PRONUNCIATIONS

| Players | |
|-----------------|----------------------|
| 1 Durand | dur-RAND |
| 10 Akpejori | AHK-peh-jour-ee |
| 15 Rion | Ryan |
| 23 Tonye Jekiri | Tone-yay Jah-kEEr-EE |
| 25 Garrius | GARY-us |
| 21 Swoope | Swope |
| 35 Kadji | KAHD-gee |
| Coaches | |
| Larrañaga | LARE-uh-NAY-guh |
| Huger | HUE-gur |
| Caputo | Ca-poo-too |
| Summey | Some-EE |

CLASS BREAKDOWN

| Seniors | |
|-----------|--|
| | Garrius Adams, Julian Gamble, Reggie Johnson, Kenny Kadji, Trey McKinney Jones, Durand Scott |
| Juniors | |
| | Raphael Akpejori, Rion Brown, Justin Heller, Erik Swoope |
| Sophomore | |
| | Shane Larkin |
| Freshmen | |
| | Tonye Jekiri, Steve Sorenson |

GEOGRAPHIC BREAKDOWN

| CAMEROON | |
|----------------|--|
| Douala | Kenny Kadji |
| NIGERIA | |
| Lagos | Raphael Akpejori |
| UNITED STATES | |
| California | Erik Swoope |
| Florida | Justin Heller, Shane Larkin, Tonye Jekiri |
| Georgia | Rion Brown |
| New York | Durand Scott |
| North Carolina | Garrius Adams, Julian Gamble, Reggie Johnson |
| Texas | Steve Sorenson |
| Wisconsin | Trey McKinney Jones |

2012-13 ACC STANDINGS

| Final Regular Season | | | | |
|----------------------|------|------|-------|------|
| Miami | 15-3 | .833 | 24-6 | .800 |
| Duke | 14-4 | .778 | 27-4 | .871 |
| North Carolina | 12-6 | .667 | 22-9 | .710 |
| NC State | 11-7 | .611 | 22-9 | .710 |
| Virginia | 11-7 | .611 | 21-10 | .677 |
| Florida State | 9-9 | .500 | 17-14 | .548 |
| Maryland | 8-10 | .444 | 20-11 | .645 |
| Boston College | 7-11 | .389 | 15-16 | .484 |
| Georgia Tech | 6-12 | .333 | 16-14 | .533 |
| Wake Forest | 6-12 | .333 | 13-17 | .433 |
| Clemson | 5-13 | .278 | 13-17 | .433 |
| Virginia Tech | 4-14 | .222 | 13-18 | .419 |

AWARDS IN 2012-13

Raphael Akpejori

- All-ACC Academic Team

Julian Gamble

- ACC All-Tournament Second Team
- All-ACC Defensive Team (Coaches)

Kenny Kadji

- ACC Second Team (ASCMA)
- All-ACC Second Team (Coaches)
- All-ACC Second Team - ESPN (Jason King)

Shane Larkin

- Bob Cousy Award finalist (top 5)
- Naismith Player of the Year candidate (top 30)
- Wooden Award finalist (top 15)
- Third Team All-American - The Sporting News
- USBWA All-District IV Team
- ACC All-Tournament MVP
- ACC Player of the Year (Coaches)
- ACC All-Tournament First Team
- All-ACC First Team (Coaches)
- All-ACC Defensive Team (Coaches)
- ACC First Team (ASCMA)
- ACC Defensive Team (ASCMA)
- ACC Player of the Year - Sports Illustrated (Seth Davis)
- Second Team All-American - ESPN (Jason King)
- ACC Player of the Year - ESPN (Jason King)
- All-ACC First Team - ESPN (Jason King)
- Oscar Robertson National Player of the Week - Feb. 4
- ACC Player of the Week - Feb. 4

Trey McKinney Jones

- ACC All-Tournament Second Team

Durand Scott

- ACC Defensive Player of the Year (ASCMA)
- ACC All-Tournament First Team
- ACC Defensive Player of the Year (Coaches)
- All-ACC Third Team (Coaches)
- All-ACC Defensive Team (Coaches)
- ACC Honorable Mention (ASCMA)
- ACC Defensive Team (ASCMA)
- ACC Player of the Week - Dec. 17
- ACC Player of the Week - Jan. 28

Coach Jim Larrañaga

- USBWA Henry Iba National Coach of the Year
- Skip Prosser Man of the Year award finalist
- Jim Phelan National Coach of the Year finalist
- Naismith Coach of the Year finalist
- USBWA Coach of the Year - District IV
- ACC Coach of the Year (Coaches)
- ACC Coach of the Year (ASCMA)
- ACC Coach of the Year - Sports Illustrated (Seth Davis)
- ACC Coach of the Year - ESPN (Jason King)
- All-Coaches Teams - First Team - ESPN (Jason King)
- Dick Vitale Coach of the Week - Jan. 28

ACC CHAMPIONS

With the win over North Carolina, Miami won its first ACC Championship in school history, adding to the list of firsts for the team this season.

With a 15-3 ACC record, Miami earned its first outright regular season conference championship in program history in Coach L's second year with the team. Of current league coaches, Roy Williams also won the ACC regular season in his second year in the ACC, taking over UNC in 2003-04, and winning in 2004-05.

With a 13-3 mark in the league in 1999-2000, Miami tied Syracuse for the BIG EAST regular-season title, the Canes' only other conference championship in school history. In 1999-2000, Leonard Hamilton led Miami to a 23-11 mark and an appearance in the NCAA tournament.

27-WIN SEASON FOR MIAMI

With the win over Boston College on March 15, Miami topped the school record for most wins in a season, which was 24 in 2001-02 under Perry Clark. With a 27-6 record, Miami has posted its 14th 20-win season, and Coach Larrañaga's second-straight with the Hurricanes. UM's previous best record was the 24-8 season in 2001-02 under Perry Clark, when the Canes were 10-6 in the BIG EAST and went to the NCAA tournament. Last year the Canes were 20-13 overall, (9-7 in the ACC) and played in the NIT. *A complete list of 20-win seasons is on page 5 of the notes.*

LARRAÑAGA NAMED NATIONAL COACH OF THE YEAR

Coach L was named the Henry Iba National Coach of the Year. Larrañaga led the Canes to their first ACC regular season and tournament championships, as well as the best record in school history. In his second season with Miami, the Hurricanes were ranked as high as No. 2 in the country.

Larrañaga is also listed as a finalist for the Naismith Coach of the Year, the Jim Phelan National Coach of the Year and the Skip Prosser Man of the Year awards. The second-season coach was selected as the ACC Coach of the Year by the ASCMA.

CANES IN NATIONAL STATS

Miami currently ranks No. 49 in field goal percentage defense (39.9), No. 42 in scoring defense (60.7) and No. 50 in field goal percentage (46.0). The Canes are also ranked No. 17 in turnovers per game (10.9) and No. 56 in blocked shots per game (4.5). All categories are out of 345 ranked teams. Individually, three UM players are ranked in the top 100 of NCAA stats. Shane Larkin is No. 45 in steals per game (2.0), No. 98 in FG percentage (48.6) and No. 99 in assist-to-turnover ratio (1.9), Julian Gamble is No. 82 in blocks per game (1.8) and Kenny Kadji's eight double-doubles are No. 94.

COACH L IN THE TOP 10

Miami coach Jim Larrañaga is the 10th coach in the last 10 years to lead two top-10 programs, according to research by the AP. Miami was No. 2 on Feb. 18, and following the 2006 season, George Mason was listed as the No. 8 team in the nation in the *USA TODAY* Coaches Poll on March 28. The other nine coaches: John Calipari - Memphis, Kentucky; Mark Gottfried - Alabama, NC State; Tubby Smith - Kentucky, Minnesota; Kelvin Sampson - Oklahoma, Indiana; Bob Huggins - Cincinnati, West Virginia; John Beilein - West Virginia, Michigan; Mark Turgeon - Wichita State, Texas A&M; Tom Crean - Marquette, Indiana; Sean Miller - Xavier, Arizona.

ACC ALL-TOURNAMENT TEAMS AND MVP

Shane Larkin was named the ACC Tournament MVP while Durand Scott was listed on the first team and Trey McKinney Jones and Julian Gamble were on the second team. Larkin averaged 23.7 points, 5.0 rebounds, 5.0 assists and 2.3 steals while shooting 51.1 percent from the field, 45.0 percent from distance and 88.9 percent at the line. Scott averaged 15.7 points, 2.7 rebounds, 2.0 assists. Gamble posted 8.3 ppg, 5.0 rpg and 1.7 bpg while Trey McKinney Jones put up 11.7 ppg, hitting eight shots from distance.

DOUBLE-DIGIT ROAD VICTORIES FOR THE CANES

According to research by the AP, Miami (1998-99, 2012-13) is now the third Power 6 school in the last 15 years to have at least two seasons of double-digit road victories, joining Duke (98-99, 99-00, 2000-01 and 05-06) and Stanford (1998-99, 99-00, 2000-01 and 03-04). No other BCS school in that span has done it more than once.

FIVE CANES ON ALL-CONFERENCE LISTS

Jim Larrañaga was selected as the ACC Coach of the Year and Durand Scott earned the ACC's Defensive Player of the Year, according to the ASCMA, both firsts in program history. Shane Larkin is a first team player, Kenny Kadji is on the second team and Scott is honorable mention All-ACC. Larkin's first-team honor is Miami's first since Jack McClinton (2008 & 09). Scott and Larkin were both picked for the ACC Defensive team as well. Raphael Akpejori, who is majoring in mechanical engineering, is on the All-ACC Academic Team.

In the coaches poll, Shane Larkin earned first team honors while Kenny Kadji was second team and Durand Scott was on the third team. Scott, Larkin and Julian Gamble were picked for the Coaches All-ACC Defensive Team.

LARKIN A COUSY, NAISMITH & WOODEN FINALIST

Shane Larkin is a Bob Cousy Award finalist, listing the sophomore as one of the top five point guards in the nation. Larkin was added to the Naismith watch list in late February, placing him in the top 30 players in the country and is on the John R. Wooden Award Ballot, made up of 15 student-athletes who are eligible for college basketball's most prestigious honor.

NCAA Tournament Record ... by seed

No seedings in 1960

| Seed | W | L |
|--------|---|---|
| No. 2 | 0 | 1 |
| No. 3 | 1 | 0 |
| No. 6 | 0 | 1 |
| No. 7 | 0 | 1 |
| No. 10 | 1 | 1 |
| No. 11 | 1 | 0 |
| No. 12 | 0 | 1 |
| No. 15 | 1 | 0 |

NCAA Tournament Record ... by opponent

| Opponent | W | L |
|------------------|---|---|
| Arkansas | 1 | 0 |
| UCLA | 0 | 1 |
| Lafayette | 1 | 0 |
| Missouri | 0 | 1 |
| Ohio State | 1 | 0 |
| Purdue | 0 | 1 |
| Saint Mary's | 1 | 0 |
| Texas | 0 | 1 |
| Tulsa | 0 | 1 |
| Western Kentucky | 0 | 1 |

NCAA TOURNAMENT HISTORY

NCAA Tournament Results (4-6)

NCAA Appearances: 6 **Sweet 16 Appearances: 1**

| Year | Seed | Region | Round | Opponent | Score | Location |
|-----------|------------------------------|--------------|---------|-----------------------|----------|-------------------|
| 1959-60 | (Mideast Region) | First Round | 3/8/60 | vs. Western Kentucky | L 107-84 | Lexington, Ky. |
| 1997-98 | (No. 11 seed — South Region) | First Round | 3/13/98 | vs. No. 6 UCLA | L 65-62 | Atlanta, Ga. |
| 1998-99 | (No. 2 seed — East Region) | Second Round | 3/12/99 | vs. No. 15 Lafayette | W 75-54 | Boston, Mass. |
| | | | 3/14/99 | vs. No. 10 Purdue | L 73-63 | Boston, Mass. |
| 1999-2000 | (No. 6 seed — South Region) | Sweet 16 | 3/17/00 | vs. No. 11 Arkansas | W 75-71 | Nashville, Tenn. |
| | | | 3/19/00 | vs. No. 3 Ohio State | W 75-62 | Nashville, Tenn. |
| | | | 3/24/00 | vs. No. 7 Tulsa | L 80-71 | Austin, Texas |
| 2001-02 | (No. 5 seed — West Region) | First Round | 3/14/02 | vs. No. 12 Missouri | L 93-80 | Albuquerque, N.M. |
| 2007-08 | (No. 7 seed — South Region) | Second Round | 3/21/08 | vs. No. 10 St. Mary's | W 78-64 | Little Rock, Ark. |
| | | | 3/23/08 | vs. No. 2 Texas | L 75-72 | Little Rock, Ark. |
| 2012-13 | (No. 2 seed — East Region) | | 3/22/13 | vs. No. 15 Pacific | | Austin, Texas |

2012-13 OPPONENTS IN THE POSTSEASON

| NCAA | Score | Score |
|----------------------|------------------------------|----------|
| No. 2 Duke | W, 90-63 | L, 76-79 |
| No. 3 Michigan State | W, 67-59 | |
| No. 6 Arizona | L, 50-69 | |
| No. 8 North Carolina | W, 68-59; W, 87-61; W, 87-77 | |
| No. 8 NC State | W, 79-78 | W, 81-71 |
| No. 13 La Salle | W, 76-59 | |
| No. 15 FGCU | L, 51-63 | |

NIT

| | Score | Score |
|---------------------|----------|----------|
| No. 1 Virginia | W, 54-50 | |
| No. 2 Maryland | L, 54-47 | |
| No. 2 UMass | W, 75-62 | |
| No. 4 Florida State | W, 71-47 | W, 74-68 |
| No. 6 Detroit | W, 77-62 | |
| No. 6 Indiana State | L, 55-57 | |

FROM THE AP'S @BYTIMREYNOLDS

Miami was one of 11 teams nationally to finish the regular season with the outright best record in its conference, then to prevail in its conference tournament. The others: Saint Louis, Atlantic 10; Montana, Big Sky; Memphis, Conference USA; Valparaiso, Horizon; Creighton, Missouri Valley; New Mexico, Mountain West; Belmont, Ohio Valley; Bucknell, Patriot; Davidson, Southern; Gonzaga, West Coast.

Miami has six players with 100 career games on the active roster: Durand Scott (129), Trey McKinney Jones (127), Julian Gamble (126), Reggie Johnson (115), Kenny Kadji (107), Rion Brown (100).

Of the last 88 teams to receive a 1 or 2 seed in the NCAA tournament, Miami is the ninth to start a season unranked and the first ACC school to do so since Wake Forest in 2003. The teams from the past decade that went from unranked in that preseason's AP poll to a Top 2 seed in NCAAs: Michigan State, 2012-1; Notre Dame, 2011-2; Syracuse, 2010-1; Kansas State, 2010-1; Ohio State, 2006-2; Tennessee, 2006-2; Mississippi State, 2004-2; Wake Forest, 2003-2.

Since Miami joined the ACC in 2004-05, three teams have now won both the regular season and tournament five times, once by Miami (2013), twice by Duke (2006, 2009) and North Carolina (2007, 2008).

Since seedings began in the NCAA tournament, every team that won the ACC outright and won the conference tournament has been a 1 seed, until Miami in 2013.

With the bid into the field of 68, the number 68 has been magic for Miami in the Coach L era. Since he arrived, Miami is 34-6 when the Canes score 68 and just 12-13 when they don't. When Miami allows 68 points or less, UM is 37-5. When Miami doesn't, 9-14.

Miami's 2013 ACC Tournament Championship was Coach Jim Larrañaga's first. As an assistant at Virginia, he lost in the finals twice by a combined five points, including a 47-45 game at Greensboro to UNC in 1982.

GAME WRAP: CHAMPIONSHIP GAME VS. NORTH CAROLINA

Miami claimed its first conference tournament championship in school history ... Miami became the first school since 1974 to win the ACC outright regular-season and tournament titles in the same season. Miami is also the first ACC school outside of the state of North Carolina to do so ... Shane Larkin was named the ACC All-Tournament MVP ... Larkin and Durand Scott were named to the ACC All-Tournament first team, while Julian Gamble and Trey McKinney Jones were named to the second team ... The Hurricanes improve to 5-18 against North Carolina in the all-time series, which dates back to the 1949-50 season. The Canes have defeated UNC three times this season after losing 10 straight games to the Tar Heels ... The Hurricanes shot 54.4 percent from 3-point range and connected on 12-of-22 3-point attempts, breaking their previous ACC Tournament mark of 10 (recorded against Florida State on March 9, 2012) ... Miami shot 75 percent from the free throw line and has now posted back-to-back games shooting over 70 percent from the free throw line ... Shane Larkin scored a career-high 28 points, surpassing his previous mark of 27 against Jacksonville on Nov. 16, 2012 ... Larkin now has three straight 20-point performances. He has reached double figures in nine consecutive games, and has scored in double figures in all five games played in the tournament (12, 16, 20, 23, 28) ... Trey McKinney Jones recorded a career-high 20 points, as well as connecting on a career-high six 3-pointers. His previous career high was 18 points (and five 3-pointers) against Michigan State on Nov. 28, 2012 ... Rion Brown who finished the game with 12 points and recorded his highest point total since scoring 10 points vs. Virginia on Feb. 19. Brown has scored in double digits five times this year, including two straight games against BC on Feb. 5 and UNC on Feb. 9 ... Brown, who shot 60 percent from the field for the game, has shot better than 43 percent from the field eight times, including 81.8 percent (9-11) at Georgia Tech ... Four Hurricanes finished the game with double digit scoring, Shane Larkin (28), Trey McKinney Jones (20), Rion Brown (12) and Julian Gamble (11).

DURAND SCOTT FOR 32 VS. NC STATE

Senior Durand Scott knocked down 12-of-18 shots, including five 3-pointers, on his way to a career-high 32 points in 36 minutes, after only scoring 9 points in 39 minutes vs. NC State in the ACC Tournament. Scott's previous career high was 29 points at North Carolina on March 2, 2010. This was Scott's first 30-point game, but the senior has posted 12 games of 20+ points in his four year. Scott's 32 points also established a school record for most points by a Hurricane in an ACC Tournament game. Scott's 19 first-half points are the most by a Miami player in the first half this year. The previous record was 15 by Scott at Duke on March 2, 2013. Scott's 32 points are the most by a Hurricane since Shane Larkin scored 27 against Jacksonville University on Nov. 16, 2013. Scott recorded the first 30-point game for a Hurricane since Kenny Kadji scored 30 points against UNC Greensboro on Jan. 2, 2012.

LARKIN AND SCOTT SHOW VS. NC STATE

Durand Scott scored 32 points and Shane Larkin added 23 in the win over NC State in the ACC Tournament. The duo shot a combined 57 percent from the field and accounted for 55 of Miami's 81 points. They also combined for 30 of Miami's 41 in the first half, outscoring all of NC State, which finished with 29 points through 20 minutes. Scott and Larkin also had 10 rebounds, eight assists and five steals. The last time two Canes scored 20+ points was vs. Virginia Tech, on Feb. 27 when Larkin had 22 and Kenny Kadji added 20.

KADJI FOUR-STRAIGHT DOUBLE-DOUBLES

Senior forward Kenny Kadji posted four-straight double-doubles in March, and posted eight points and nine rebounds in the fifth game (vs. NC State). The native of Cameroon posted 17 points and 10 rebounds at Duke (Feb. 2), 18 points and 11 rebounds vs. Georgia Tech (Feb. 6), 23 points and 12 rebounds vs. Clemson (Feb. 9) and 15 points and 11 rebounds against Boston College (Feb. 15). In those five games, Kadji has averaged 16.2 points, 10.6 rebounds and 1.2 blocks in 33.2 minutes per game. He has posted 45.5 percent FG shooting, 31.0 percent from distance and 81.5 percent at the line.

DOWNING DUKE AND UNC BY 20+

This season the Hurricanes defeated Duke 90-63 and UNC 87-61. Miami is the first team to beat Duke and UNC by 20+ points in the same season since Maryland in '74-'75 season and the first team to beat Duke and UNC by 25+ points since the start of ACC play in 1953.

FOUR 20+ POINT WINS IN ACC PLAY

According to @STATS_CBK: The @CanesHoops team has 4 conference wins this year by at least 20 pts. In its previous 8 seasons in the ACC, they had 5 such wins combined. This season Miami has defeated Duke (+27), North Carolina (+26), Florida State (+24) and Boston College (+22) at home. The Canes also downed Virginia Tech by 18.

HOLDING OPPONENTS TO LESS THAN 50 PERCENT

Miami has allowed only five opponents to shoot better than 50.0 percent from the field this season - NC State (53.8%), Wake Forest (54.2%), Duke (52.0%), Georgia Tech (51.7%), NC State (50.0%). Miami has hit more than half of its shots eight times, including 63.0 percent at Florida State and 56.9 percent vs. No. 1 Duke.

MIAMI DEFEATS THE NORTH CAROLINA TRIANGLE

For the first time in history, Miami defeated all three teams in The Triangle - North Carolina, Duke and North Carolina State - in the same season. In 2008, Miami downed both Duke and NC State, but couldn't topple UNC. The Canes have defeated the three teams (4x) by a total of 63 points, this season. In Miami's nine previous wins over teams in The Triangle, the Canes outscored those teams by a total of 58 points.

CANES IN THE TOP 10

| WEEK | AP POLL | USA TODAY/ESPN (1997-2013) | UPI POLL (1960-97) |
|------------|----------------------------|----------------------------|--------------------|
| 2/18/13 | 2nd (20 first place votes) | 2nd (7 first place) | |
| 2/11/13 | 3rd (17 first place votes) | 4th (5 first place) | |
| 3/18/13 | 5th (1,353 pts) | t-4th (639 pts) | |
| 2/25/13 | 5th (1,317 pts) | 7th (581 pts) | |
| 3/4/13 | 6th (1,245 pts) | 7th (568 pts) | |
| 2/4/13 | 8th (1,132 pts) | 11th (485 pts) | |
| 3/1/60 | 8th (7 first place votes) | — | |
| 3/11/13 | 9th (1,082 pts) | 10th (502 pts) | |
| 2/24/60 | 9th (2 first place votes) | — | |
| 3/1/99 | 9th (1,230 pts) | 10th (473 pts) | |
| 3/8/99 | 10th (1,089 pts) | 12th (444 pts) | |
| 2/10/60 | 10th | — | |
| 2/16/60 | 10th (3 first place votes) | — | |
| 1960 Final | 10th | — | |

CANES IN THE TOP 25 SINCE JOINING ACC (2004-05)

| Week | AP | USA TODAY/ESPN |
|----------------|--------------------------|-------------------|
| 2007-08 | | |
| 12/17/07 | 22 (274 pts) | 22 (98 pts) |
| 12/24/07 | 19 (443 pts) | 19 (188 pts) |
| 1/7/08 | 25 (85 pts) | RV (21pts-27) |
| 1/14/08 | 21 (286 pts) | 24 (84 pts) |
| 2008-09 | | |
| Preseason | 17 (570 pts) | 16 (233 pts) |
| 11/17/08 | 17 (591 pts) | 16 (238 pts) |
| 11/24/08 | 22 (272 pts) | 21 (146 pts) |
| 12/1/08 | 21 (309 pts) | 22 (158 pts) |
| 12/8/08 | RV (63 pts-29th) | 25 (69 pts) |
| 2009-10 | | |
| 1/11/10 | 23 (189 pts) | RV (8 pts-35th) |
| 2012-13 | | |
| 1/21/13 | 25 (93 pts) | RV (49 pts) |
| 1/28/13 | 14 (894 pts) | 15 (326 pts) |
| 2/4/13 | 8 (1,132 pts) | 11 (485 pts) |
| 2/12/13 | 3 (17 first place votes) | 4 (5 first place) |
| 2/18/13 | 2 (20 first place votes) | 2 (7 first place) |
| 2/25/13 | 5 (1,317 pts) | 7 (581 pts) |
| 3/4/13 | 6 (1,245 pts) | 7 (568 pts) |
| 3/11/13 | 9 (1,082 pts) | 10 (502 pts) |
| 3/18/13 | 5 (1,353 pts) | t-4 (639 pts) |

DID YOU KNOW

The Hurricanes have made at least one trey in 833 of 837 games since the NCAA adopted the 3-point shot in 1986.

Miami has held 690 of its last 691 opponents to less than 100 points. UNC was the last team to score 100+, defeating UM 105-64 on Jan. 1, 2007.

Miami boasts five players 6-foot-10 or taller, and five players at 6-6 or 6-5.

27 of 28 Miami Hurricane basketball players have graduated from UM during the last eight years.

Miami basketball ranks 80th-90th percentile in NCAA men's basketball with a 980 APR (academic progress rate).

In 2008 & 2009, Jack McClinton was named first team All-ACC & named to the ACC's All-Academic Team.

Six-time NBA All Star Amar'e Stoudemire recently enrolled at UM and is taking classes to earn his bachelor's degree.

Shane Larkin was named to the ACC All-Freshman Team in 2011-12.

Coach L led the George Mason Patriots to the Final Four with big wins over some of basketball's elite teams such as Michigan State, UNC, and UConn. He was the first coach to take a mid-major to a Final Four in 27 years when his team advanced in 2006.

Miami is one of only three schools in the country sponsored by Nike's Lebron brand.

The Canes have averaged 20+ wins in each of the last five seasons.

Coach L became the first Miami Coach to win 20 games in his first season at The U.

Over 90 percent of Miami Hurricane basketball games were televised last season, including every ACC contest.

Five of the last 12 National Championship teams have been from the ACC.

Three Canes earned all-ACC honors last season, Shane Larkin (freshman), Kenny Kadji,(third) Durand Scott (H.M.).

Summer at the U includes competitive pickup games and workouts alongside such players as Carlos Boozer, Chris Bosh, Kevin Durant, Kyrie Irving, Joe Johnson, Chris Paul, and Lebron James.

Former Cane Rick Barry was named one of the Greatest Players in NBA History.

Miami native and former Cane James Jones won the 2010-2011 NBA All-Star Weekend 3-Point Contest and the NBA Championship in the 2011-2012 season.

UM is in its ninth season in the ACC.

UM has played in the postseason 14 of the past 19 years, six of which were in the NCAA Tournament.

The Hurricanes have advanced to the postseason seven times in nine seasons, with five NIT appearances and two NCAA appearances.

In 14 years at George Mason, Larrañaga led the Patriots to five NCAA Tournament appearances (2011, 2008, 2006, 2001, 1999), including the 2006 Final Four.

FIRSTS IN MIAMI BASKETBALL HISTORY

- ACC Regular Season Champions.
- ACC Tournament Champions.
- Ranked No. 2/2 - Miami's program high.
- No. 1 seed at ACC Tournament.
- Defeated a No. 1 team (Duke).
- Henry Iba National Coach of the Year - Jim Larrañaga
- ACC Coach of the Year - Jim Larrañaga
- ACC Defensive Player of the Year - Durand Scott
- Three players on All-ACC Teams: Larkin 1st, Kadji 2nd, Scott H.M.
- Two players on All-ACC Defensive Team: Larkin, Scott
- Miami is the first team to beat Duke and UNC by 20+ points in the same season since Maryland in '74-75 season.
- Miami is the first team to beat Duke and UNC by 25+ points since the start of ACC play in 1953.
- Defeated all three teams in The Triangle in the same season: UNC, Duke and NC State.
- Defeated three teams in the Top 20 since joining the ACC. The last time was in 1999-00.
- Won at NC State in Raleigh.
- Defeated Duke twice within 12 months.
- 13-0 start in conference play.
- Ranked in top-15 since joining the ACC.
- Topped school-best nine ACC victories, which was set last season.
- Five capacity home crowds: vs. Duke, FSU, UNC, UVa. and Clemson.
- Students camped out for a game (Duke) more than four hours before tipoff. Then did it again for game vs. Florida State.
- Set a record for the most games with 1,200 or more students (7).
- Set record student average attendance at 808. The past average attendance was 641 per game.
- Set the record for cumulative season student attendance at 12,008. The previous record was 10,269.

MIAMI QUICK HITS

- Miami was the first ACC school not named Duke or North Carolina to start 13-0 in conference play since Virginia in 1981, when Coach L was an assistant with the Cavaliers. UVa. started that year 12-0.
- Coach L is 24-10 overall in ACC play at Miami, including 14-3 at home and 10-7 on the road. He is 1-1 in the ACC Tournament and 1-1 in the NIT. His head coaching career also includes a 14 years at George Mason (1997-2011), an 11-year stint at Bowling Green (1987-97) and two seasons at American International (1977-79).
- Miami has held 18 teams to less than 60 points this season (UNC recorded 61, Duke scored 63 and VT notched 64). In Larrañaga's two-year tenure, UM has held 29 teams to less than 60 points, including 11 in ACC play.
- Miami has trailed in 20 of its 27 wins, including a 12-point deficit at Virginia Tech late in the first half.
- Miami has made more 3-pointers than its opponent in 17 of 33 games this season. In 2011-12, UM tied or hit more than its opponent from distance in 26 of 33 games.
- Miami has shot better than 45 percent from the floor in 36 halves this season and overall in 22 games.
- Only 20 opponents - nine this season - have shot 45 percent or better from the floor against UM since Jim Larrañaga became head coach.
- The Canes have held 46 opponents to less than 41 percent from the field under Coach L, including 19 of 33 this season. This season five opponents have not shot 31 percent, including No. 1 Duke.
- Miami is 3-2 in neutral site games this season.

MIAMI DURING THE 14-GAME WINNING STREAK

- UM posted a 14-game winning streak from Jan. 2 - Feb. 23.
- Miami's last 14-game winning streak was in 2001-02, when the Canes started the season 14-0. UM went on to a 24-8 record and an appearance in the NCAA tournament. UM also posted a 14-game winning streak in the 1946-47 season.
- The Canes won seven road games, all against ACC opponents.
- Miami outrebounded nine of 14 opponents, posting a +4.1 margin. UM recorded +12 against FSU and Boston College, and + 8 against Duke.
- UM trailed at the half in five games, including being down by six points vs. La Salle and at NC State, three at VT and by two points at UNC & BC.
- Miami outshot its opponents 46.7 percent to 37.9 percent from the field.
- UM made 1.7 more 3-pointers (7.0-5.3) per game.
- The Canes posted 6.4 steals and 5.4 blocks per game, compared to 5.8 spg and 2.9 bpg by the opponents.
- Miami outscored its opponents 528-427 (7.2 ppg) in the second half.
- Three players averaged at least 10 points and three Canes had at least 6.3 rebounds per night.
- Kenny Kadji lead the way with 13.6 points. Reggie Johnson had 6.8 rebounds in his nine of 14 outings during the streak.

CANES IN THE NCAA TOURNAMENT

| Season | Coach | Overall | Conf. | Record |
|---------|------------------|---------|-------|--------|
| 1959-60 | Bruce Hale | 23-4 | | 0-1 |
| 1997-98 | Leonard Hamilton | 18-10 | 11-7 | 0-1 |
| 1998-99 | Leonard Hamilton | 23-7 | 15-3 | 1-1 |
| 1999-00 | Leonard Hamilton | 23-11 | 13-3 | 2-1 |
| 2001-02 | Perry Clark | 24-8 | 10-6 | 0-1 |
| 2007-08 | Frank Haith | 23-11 | 8-8 | 1-1 |
| 2012-13 | Jim Larrañaga | 27-6 | 15-3 | |

20-WIN SEASONS AT MIAMI

| Season | Coach | Overall | Conf. | W-L | Postseason |
|---------|------------------|---------|----------|------|------------|
| 1946-47 | Hart Morris | 20-7 | | | |
| 1959-60 | Bruce Hale | 23-4 | | | NCAA |
| 1960-61 | Bruce Hale | 20-7 | | | NIT |
| 1962-63 | Bruce Hale | 23-5 | | | NIT |
| 1963-64 | Bruce Hale | 20-7 | | | NIT |
| 1964-65 | Bruce Hale | 22-4 | | | |
| 1998-99 | Leonard Hamilton | 23-7 | BIG EAST | 15-3 | NCAA |
| 1999-00 | Leonard Hamilton | 23-11 | BIG EAST | 13-3 | NCAA |
| 2001-02 | Perry Clark | 24-8 | BIG EAST | 10-6 | NCAA |
| 2007-08 | Frank Haith | 23-11 | ACC | 8-8 | NCAA |
| 2009-10 | Frank Haith | 20-13 | ACC | 4-12 | |
| 2010-11 | Frank Haith | 21-15 | ACC | 6-10 | NIT |
| 2011-12 | Jim Larrañaga | 20-13 | ACC | 9-7 | NIT |
| 2012-13 | Jim Larrañaga | 27-6 | ACC | 15-3 | |

FIRSTS UNDER JIM LARRAÑAGA

First game: Nov. 11, 2011 vs. Tennessee Tech. W, 69-58.
 First starting lineup: Malcolm Grant, Durand Scott, Garrius Adams, Erik Swoope, Kenny Kadji.
 First opening tip: Miami - Kenny Kadji.
 First UM FG: 18:38, Durand Scott, 3-pointer.
 First lead: 18:38, 3-0.
 First halftime score: Tennessee Tech 32, Miami 27.
 First win: Nov. 11, 2011. Miami 69, Tennessee Tech 58.
 Attendance at first game: 3,600.
 First loss: Nov. 25, 2011 at Ole Miss, 64-61 (OT).
 First road win: Dec. 22, 2011 at Charlotte, 76-61.
 First ACC game: Jan. 7, 2012 at Virginia, L, 52-51.
 First ACC win: Jan. 18, 2012 vs. Clemson, 76-73.
 First ACC regular season title: 2012-13

**JIM LARRAÑAGA = PROGRAM CHANGER
 In Coach L's 14 Seasons at George Mason ...**

- .626 winning percentage
- 13 straight winning seasons
- A Final Four appearance
- 5 trips to the NCAA tournament
- 9 postseason appearances
- First national ranking
- First appearance in Top 10
- First wins over Top 10 teams
- Winningest coach in league history

Seven Seasons before Coach L at GMU...

- .340 winning percentage
- 7 straight losing seasons
- 0 postseason appearances
- Worst team in the CAA

WEIGHT ROOM GAINS

UM has made great strides in the weight room since the arrival of Coach Jim Larrañaga and former strength & conditioning coach Jim Krumpus (left Miami in February 2013). When Krumpus first arrived at Miami in the spring of 2011, the team bench pressed an average of 231 pounds. By the fall of 2011, that number jumped to 257 lbs, and in the fall of 2012, the Canes are benching 270. In the vertical jump, the players averaged 32.4 inches in the spring of 2011, 34.4 inches in the fall of 2011 and are now at 35 inches. The team also averages 270 lbs. in the front squat. Some impressive individual numbers include: Bishop Daniels gained six inches on his vertical jump; Kenny Kadji lost 20 pounds and gained strength; Erik Swoope benches 340 pounds.

MIAMI'S 2012-13 RECORD WHEN...

| Record | Overall | ACC |
|-----------|---------|------|
| All games | 27-6 | 15-3 |
| Home | 14-1 | 8-1 |
| Away | 10-3 | 7-2 |
| Neutral | 3-2 | |

| | | |
|----------|-----|-----|
| November | 4-1 | |
| December | 4-2 | |
| January | 8-0 | 7-0 |
| February | 7-1 | 7-1 |
| March | 4-2 | 1-2 |
| April | | |

| | |
|----------------------------------|------|
| Vs. Top 10 opponents | 1-2 |
| Vs. Top 25 opponents | 3-2 |
| Vs. RV opponents | 3-0 |
| Vs. teams over .500 on game day | 21-4 |
| Vs. teams under .500 on game day | 3-2 |
| Vs. teams at .500 on game day | 3-0 |
| While UM is in the top 25 | 14-3 |
| While UM is RV (only) | 6-2 |
| In overtime games | 0-1 |

| | |
|---------------------------------------|------|
| Leading at halftime | 18-3 |
| Trailing at halftime | 7-3 |
| Tied at halftime | 2-0 |
| Single overtime | 0-1 |
| Double overtime | -- |
| Leading with 2:00 left in regulation | 24-1 |
| Trailing with 2:00 left in regulation | 3-4 |
| Tied with 2:00 left in regulation | 0-1 |

| | |
|---------------------------------------|------|
| UM shoots 50% or better from field | 8-0 |
| UM shoots 40-49% from field | 17-2 |
| UM shoots under 40% from field | 2-4 |
| Opp. shoots 50% or better from field | 2-3 |
| Opp. shoots 40-49% from field | 11-2 |
| Opp. shoots under 40% from field | 14-1 |
| UM shoots 70% or better from the line | 13-2 |
| UM shoots less than 70% from the line | 14-4 |

| | |
|---------------------------|------|
| UM hits more 3-point FGs | 14-2 |
| UM hits fewer 3-point FGs | 13-4 |
| 3-point FGs are even | -- |

| | |
|---|------|
| Four or more Canes in double figures | 14-3 |
| Three Canes score in double figures | 10-2 |
| Two or less Canes score in double figures | 3-1 |

| | |
|-------------------------------------|------|
| UM outrebounds opponent | 20-2 |
| Opp. outrebounds UM | 6-4 |
| Tied in rebounds | 1-0 |
| UM records 10 or more steals | 4-1 |
| UM records 15 or more assists | 7-0 |
| UM commits less than 15 turnovers | 23-5 |
| UM commits 15 or more turnovers | 4-1 |
| UM commits less turnovers than opp. | 13-4 |
| UM commits more turnovers than opp. | 10-1 |
| Tied in turnovers | 4-1 |

| | |
|--------------------------------|------|
| UM scores 59 points or less | 3-3 |
| UM scores between 60-69 points | 6-2 |
| UM scores between 70-79 points | 14-1 |
| UM scores between 80-89 points | 3-0 |
| UM scores between 90-99 points | 1-0 |
| UM scores 100 or more points | -- |

| | |
|--|------|
| Playing during the afternoon | 9-2 |
| Playing in the evening (5 p.m. or later) | 18-4 |
| Games decided by three points or less | 3-3 |
| Games decided by four to 10 points | 9-0 |
| Games decided by 11-20 points | 9-3 |
| Games decided by more than 20 points | 6-0 |

RION BROWN

- Scored in double digits six times this year, including two-straight games against BC and UNC.
- Shot better than 43 percent from the field nine times, including 81.8 percent (9-11) at Georgia Tech.
- Hit multiple 3-pointers seven times.

JULIAN GAMBLE

- Recorded two double-double this season and missed his third with 11 points and nine rebounds against Indiana State.
- Made at least 40 percent of his shots from the field in 25 games.
- Grabbed at least five rebounds in 17 games and 10+ three times.
- Has more or equal offensive rebounds than defensive rebounds in 13 games.
- Blocked a shot in 24 total games. He has recorded multiple blocks 20 times and at least four blocks six times.
- One of six Hurricanes to pull down double-digit rebounds in a game.

REGGIE JOHNSON

- Recorded four double-doubles in 24 games played this season.
- Scored in double digits six times.
- Grabbed at least nine rebounds in eight games.
- Dished out an assist in 16 of 24 games.
- Blocked a shot in 13 games, and recorded at least three blocked shots in three outings.
- One of six Hurricanes to pull down double-digit rebounds in a game.

TONYE JEKIRI

- Played at least six minutes in 22 of his 31 games.
- Pulled down a rebound in 22 games, including 17 of last 21 appearances.
- Grabbed at least two rebounds in 11 of 18 ACC outings.
- Scored at least two points in 13 of 18 ACC outings.

KENNY KADJI

- All-ACC Second Team
- Recorded eight double-doubles this season and missed a double-double by either one or two rebounds in five outings.
- Scored in double digits in 14 of last 16 games and in 26 games total.
- Shot better than 43 percent from the field in 20 outings, and better than 40 percent from distance 14 times.
- Hit multiple 3-pointers in 14 games. He has hit a three in all but eight games.
- Grabbed at least five rebounds in 25 games. He has recorded more or equal offensive rebounds than defensive rebounds in seven games.
- Blocked a shot in all but seven games. He has multiple blocks in 14 games and at least three in three outings.
- One of six Hurricanes to pull down double-digit rebounds in a game.

SHANE LARKIN

- ACC Tournament MVP, All-ACC First Team, ACC All-Defensive Team
- Has a steal in all but four games, and has multiple steals in 20 games. Has three or more steals in 10 games.
- Dished out three or more assists in 29 games, five or more 16 times and nine once.
- Even as a 5-11 point guard, Shane Larkin has grabbed at least four rebounds in 18 games.
- Recorded a 3-pointer in all but four games and multiple threes in 19 games.
- Shot 50 percent or better from the field in 19 games and at least 55 percent in nine of last 14 outings.

TREY MCKINNEY JONES

- Scored in double digits in 18 total games, including six of last eight.
- Shot better than 45 percent from the field in 16 games and better than 32 percent from distance in 20 outings.
- Hit multiple 3-pointers in 16 games, including six in ACC Tournament Championship game.
- Leads the team with his 84.6 percent clip at the free throw line. He has been perfect from the line in 14 outings, topped with 7-of-7 at Hawai'i and 6-of-6 vs. Jacksonville.
- Dished out an assist in all but six games, multiple assists in 16 games and set a career high mark of seven against Maryland.
- One of six Hurricanes to pull down double-digit rebounds in a game.

DURAND SCOTT

- ACC Defensive Player of the Year, ACC All-Defensive Team, All-ACC H.M.
- Has scored 10 or more points in 82 of his last 102 games and his 1,613 career points are among the top active ACC players.
- Shot 50 percent or better from the field in 13 games.
- Has drained multiple 3-pointers in 10 games.
- At least three assists in 15 games and at least four in 10 outings.
- Recorded multiple steals in 16 games.
- One of six Hurricanes to pull down double-digit rebounds in a game.

MIAMI'S LARGEST IN 2012-13

| | |
|--------------------------------|---------------------------|
| Lead | 34 vs. Duke, 1/23 |
| Deficit | 26 vs. Arizona, 12/23 |
| Margin of Victory | 31 vs. Charlotte, 12/14 |
| Margin of Defeat | 19 vs. Arizona, 12/23 |
| Halftime Lead | 23 vs. Duke, 1/23 |
| Halftime Deficit | 13 at Wake Forest, 2/23 |
| Deficit in Win | 12 at Virginia Tech, 1/30 |
| Halftime Deficit in Win | 6 vs. La Salle, 1/2 |
| Lead in Loss | 13 vs. Georgia Tech, 3/6 |
| Halftime Lead in Loss | 11, vs. Georgia Tech, 3/6 |

DOUBLE-DOUBLES in 2012-13

| Julian Gamble | | | |
|-----------------------|--------------------|------|------|
| 12/22/12 | vs. Hawai'i | 16 p | 13 r |
| 03/17/13 | vs. North Carolina | 11 p | 10 r |
| Reggie Johnson | | | |
| 11/09/12 | vs. Stetson | 22 p | 11 r |
| 11/28/12 | vs. Michigan St. | 10 p | 11 r |
| 12/01/12 | at UMass | 19 p | 13 r |
| 12/18/12 | at UCF | 16 p | 13 r |
| Kenny Kadji | | | |
| 11/09/12 | vs. Stetson | 12 p | 12 r |
| 11/24/12 | vs. Detroit | 14 p | 11 r |
| 01/02/13 | vs. La Salle | 14 p | 11 r |
| 01/05/13 | at Georgia Tech | 11 p | 14 r |
| 03/02/13 | at Duke | 17 p | 10 r |
| 03/06/13 | vs. Georgia Tech | 18 p | 11 r |
| 03/09/13 | vs. Clemson | 23 p | 12 r |
| 03/15/13 | vs. Boston College | 15 p | 11 r |

| Shane Larkin | | | |
|---------------------|---------------|------|------|
| 1/23/13 | vs. Duke | 18 p | 10 r |
| Durand Scott | | | |
| 12/14/12 | vs. Charlotte | 16 p | 12 r |

30-POINT GAMES IN 2012-13

| | | | |
|----|--------------|---------|--------------|
| 32 | Durand Scott | 3/16/13 | vs. NC State |
|----|--------------|---------|--------------|

20-POINT GAMES IN 2012-13

| | | | |
|----|---------------------|----------|--------------------|
| 28 | Shane Larkin | 03/17/13 | vs. North Carolina |
| 27 | Shane Larkin | 11/16/12 | vs. Jacksonville |
| 25 | Shane Larkin | 03/02/13 | at Duke |
| 25 | Shane Larkin | 01/30/13 | at Virginia Tech |
| 25 | Durand Scott | 01/23/13 | vs. Duke |
| 23 | Shane Larkin | 3/16/13 | vs. NC State |
| 23 | Kenny Kadji | 03/09/13 | vs. Clemson |
| 22 | Shane Larkin | 02/27/13 | vs. Virginia Tech |
| 22 | Shane Larkin | 02/13/13 | at Florida State |
| 22 | Kenny Kadji | 01/23/13 | vs. Duke |
| 22 | Reggie Johnson | 11/09/12 | vs. Stetson |
| 22 | Rion Brown | 02/05/13 | vs. Boston College |
| 22 | Rion Brown | 01/05/13 | at Georgia Tech |
| 20 | Trey McKinney Jones | 03/17/13 | vs. North Carolina |
| 20 | Shane Larkin | 03/15/13 | vs. Boston College |
| 20 | Kenny Kadji | 02/27/13 | vs. Virginia Tech |
| 20 | Durand Scott | 12/22/12 | at Hawai'i |

LED (TIED) THE TEAM IN....

| | Points | Rebounds | Assists | Steals | Blocks |
|-----------------------|--------|----------|---------|--------|--------|
| Akpejori | - | - | - | (1) | - |
| Daniels | - | - | - | 1 (1) | - |
| Brown | 2 | 1 (1) | - | (2) | (1) |
| Gamble | - | 3 (3) | - | (1) | 11 (7) |
| Jekiri | - | - | - | (1) | 1 (1) |
| Johnson | 2 | 9 (1) | - | (1) | 3 (1) |
| Kadji | 8 | 9 (4) | - | 1 (1) | 6 (10) |
| Larkin | 10 (2) | 2 (1) | 24 (4) | 9 (11) | - |
| McKinney Jones | 2 | 1 | 2 | 4 (4) | - |
| Scott | 7 (2) | 2 (2) | 3 (3) | 5 (7) | (1) |
| Swoope | - | - | - | - | (1) |

CANES CONTINUE TOP 10 RANKING

At No. 5/4 the Canes have now been ranked in the top 10 for seven-straight weeks, topping out at No. 2/2 on Feb. 18, 2013. Prior to this season, Miami had never been ranked in the top 10 more than two-straight weeks (1999 and 1960).

UM was ranked in the Top 25 for 12 straight weeks in 2001-02, starting at No. 24/23 on Dec. 24, 2001, peaking at No. 12/11 Feb. 4, 2002, and ending No. 21/21 on March 10, 2002.

In 2008-09, Miami was No. 17/16 in the preseason poll and held a top 25 ranking four weeks, until dropping out on Dec. 8, 2008. In 1998-99, Miami was in the top 25 for nine-straight weeks from Jan. 18, 1999 to the final poll.

On Jan. 28, Miami made a historic climb in the national polls jumping 11 spots in the AP Poll and entering the USA TODAY poll for the first time since December 2008, posting a No. 14/15 ranking. According to the Associated Press, Miami's climb in the AP Poll was tied for the second-largest since the poll expanded to 25 teams in 1989-90. Arizona holds the record for the biggest rise, jumping 15 spots in November 1995. Miami's late-January rise is the second-largest behind UConn's +12 jump in March of 2011 after winning the BIG EAST Tournament.

Miami was No. 2/2 on Feb. 18, marking the school's highest rank in both the AP and USA TODAY. Miami's highest AP rank was No. 8, on March 1, 1960 and highest USA TODAY rank was No. 10 on March 1, 1999.

LARKIN IMPROVES IN YEAR TWO

Sophomore Shane Larkin has drastically improved his stat line in his second year with the Canes, averaging 14.6 ppg, 4.4 assists, 3.9 rpg and 2.0 steals through 33 games.

| Category | 2011-12 (32g) | '12-13 (33g) |
|---------------------|---------------|--------------|
| Points | 7.4 | 14.6 |
| FG Percent | 36.0 | 48.6 |
| 3-Point Field Goals | 32 | 63 |
| Assists | 81 | 146 |
| Steals | 50 | 66 |
| Rebounds | 2.5 | 3.9 |
| Minutes | 25.6 | 36.5 |

MIAMI VS. THE ACC IN THE COACH L ERA

After defeating NC State on Feb. 2 and Virginia on Feb. 19, Miami has defeated all 11 ACC opponents at least once in the Coach L era. In his first season at UM, Coach Larrañaga and the Canes defeated eight of their 11 ACC opponents at least once. Coach L added three more teams this season, downing both UNC and NC State on their home courts and Virginia in Coral Gables.

SCORING FROM EVERYONE

In Miami's 33 games, seven players have notched at least 15 points in a game. Durand Scott leads the way with 14 times, followed by 12 from Kenny Kadji and Shane Larkin.

- Durand Scott: 15 (5x), 16, 17 (4x), 18 (2x), 20, 25
- Shane Larkin: 15 (2x), 18 (3x), 20, 22 (2x), 25 (2x), 27, 28
- Kenny Kadji: 15, 16, 17 (3x), 18 (3x), 19, 20, 22, 23
- Reggie Johnson: 15, 16, 19, 22
- Julian Gamble: 16 (2x)
- Rion Brown: 22 (2x)
- Trey McKinney Jones: 15, 18, 20

COACHING COORDINATORS FOR UM

Miami's assistant coaching staff is set up in a coordinator system, with Eric Konkol as the offensive coordinator, Michael Huger manning the defense and Chris Caputo handling the scout for every opponent.

CANES IN THE PROS

| | |
|----------------|--------------------------------------|
| DeQuan Jones | Orlando Magic |
| James Jones | Miami Heat |
| John Salmons | Sacramento Kings |
| Jack McClinton | Fort Wayne Mad Ants (D-League) |
| Adrian Thomas | Bakersfield Jam (D-League) |
| Brian Asbury | Cajasol Banca Cívica Sevilla (Spain) |
| Malcolm Grant | Wollongong Hawks (Australia) |
| Lance Hurdle | Wollongong Hawks (Australia) |
| Anthony King | Artland Dragons (Germany) |

CANES ON THE ROAD IN THE ACC

This season Miami was 7-2 in ACC road games and 8-1 at home. Prior to this season, the Canes had totalled 16 ACC road wins, topping out at three - which UM accomplished in Larrañaga's first season - and in both 2005-06 and 2004-05. The seven road wins also tie the number of ACC regular-season road wins UM has had in the previous four years combined. Miami's seven home wins top last season and the 2007-08 season for most home ACC wins.

Year Home ACC Road ACC

| | | |
|---------|-----|-----|
| 2012-13 | 8-1 | 7-2 |
| 2011-12 | 6-2 | 3-5 |
| 2010-11 | 4-4 | 2-6 |
| 2009-10 | 4-4 | 0-8 |
| 2008-09 | 5-3 | 2-6 |
| 2007-08 | 6-2 | 2-6 |
| 2006-07 | 3-5 | 1-7 |
| 2005-06 | 4-5 | 3-4 |
| 2004-05 | 4-4 | 3-5 |

METEORIC RISE IN NATIONAL POLLS

According to research by The AP, Miami is the sixth school to ascend from unranked to the top five in four weeks or less since the AP Top 25 began in 1989-90. Connecticut was the last school to make the leap, doing so in 2010-11. Syracuse (2009-10), Georgia Tech (2003-04), Arizona (1995-96) and Kansas (1989-90) have also gone from unranked to the top five in four weeks or less.

MIAMI STARTS 13-0 IN ACC

Thanks to the ACC and AP for the following notes:

- Miami was the first ACC school not named Duke or North Carolina to start 13-0 in conference play since Virginia in 1981, when Coach L was an assistant with the Cavaliers. UVa. started that year 12-0. NC State went 12-0 in 1972-73.
- The last ACC team to go 13-0 was Duke in 2005-06.
- Prior to Miami's 13-0 start, no team besides Duke or UNC had started 13-0.

CANES & COACH L MAKE COMMITMENT

The University of Miami and Coach Jim Larrañaga have agreed to terms on a three-year contract extension that will run through April 30, 2019. Larrañaga's extension adds three years to his existing five-year contract which began in April 2011.

LARRAÑAGA EARNS 500th WIN

Head coach Jim Larrañaga is in his 29th season as a head coach, posted his 500th win at Georgia Tech on Jan. 5 in Atlanta. Entering the 2012-13 season, Coach L was tied for 20th on the list of winningest active Division-I head coaches. Currently 17 active D-I coaches have 500 wins.

COACH L COACHING TREE

- Jamie Angeli - assistant - Stetson women
- Joe Barer - head coach in high school
- Scott Cherry - head coach - High Point
- Bill Courtney - head coach - Cornell
- Kent Dernbach - assistant - University of Wisconsin Stephens Point
- Brian Ellerbe - former head coach - Michigan. Now assistant - DePaul
- Jerry Francis - former head coach - Prairie View.
- Mike Gillian - former head coach - Longwood
- Stan Heath - head coach - University of South Florida
- Marc Iavaroni - former head coach - Memphis Grizzlies. Now assistant - LA Clippers
- James Johnson - head coach - Va. Tech
- Derek Kellogg - head coach - UMass
- Scott Lombardi - assistant - George Mason
- Steve Merfeld - former head coach - Evansville. Now assistant - Creighton
- Keith Noftz - former assistant - Central Michigan. Now head coach - high school
- Jeff Schneider - former head coach - Cal Poly San Luis Obispo
- Anthony Solomon - former head coach - St. Bonaventure. Now assistant - Notre Dame
- Ricky Stokes - former head coach - Va. Tech
- Jeff Westlund - assistant - Bethel
- Ricky Yahn - assistant - Longwood

UM Communications

Assoc. AD for Communications Chris Freet

c.freet@miami.edu

MBB Contact Amy Woodruff

Assistant Director of Communications

Work/Cell (305) 284-3241 / (813) 410-1194

Email a.woodruff@miami.edu

Website www.HurricaneSports.com

2012-13 UM Quick Facts

| | |
|-----------------------|--|
| Location | Coral Gables, Fla. |
| Stadium | BankUnited Center |
| Press Row | 305-284-2111 |
| Capacity | 7,200 |
| Enrollment | 15,524 |
| Founded | 1925 |
| Colors | Orange, Green, White |
| Nickname | Hurricanes |
| Mascot | Sebastian the Ibis |
| Conference | Atlantic Coast |
| President | Dr. Donna E. Shalala |
| Director of Athletics | Blake James |
| Address | 5821 San Amaro Drive Coral Gables, Fla. 33146 |

2012-13 Overall Record 27-6

Home/Away/Neutral 14-1/10-3/3-2

2012-13 ACC Record 15-3

2012-13 ACC Finish 1

Starters Returning / Lost 4/1

Lettermen Returning / Lost 10/2

Head Coach Jim Larrañaga

Alma Mater Providence, 1971

Record at UM 47-19 / second season

Overall Record 517-353 / 29th season

STAFF

- Eric Konkol Wisconsin-Eau Claire, '00
- Michael Huger Bowling Green, '94
- Chris Caputo Westfield (Mass.) State, '02
- Director of Operations Mike Summey
- Assoc. Director of Operations Jaime Vathielil
- Athletic Trainer Wes Brown
- Strength & Conditioning Coach Sean Muldoon

HISTORY

First Season of Basketball 1926

Overall All-Time Record 915-686

Year UM Joined ACC 2004-05

NCAA Appearances Seven

1960, 1998, 1999, 2000, 2002, 2008, 2013

Last NCAA Appearance L, 75-72

Second Round vs. Texas, 2008

NIT Appearances 10

1961, 1963, 1964, 1995, 1997,

2001, 2005, 2006, 2009, 2011

Last NIT Appearance L, 79-64

Quarterfinals vs. Alabama, 2011

COMMUNICATIONS POLICIES

All interview requests for assistant coaches or athletics department staff members must also be approved and cleared by the UM Communications office and/or basketball contact Amy Woodruff. Credential requests are taken via e-mail to Amy Woodruff (A.Woodruff@miami.edu). Any misuse of credentials will result in removal from the BankUnited Center and the permanent voiding of the credential. The UM locker room is closed at all times. For home games, Coach Larrañaga and a handful of Hurricane players will report to the media room for interviews following the opposing team's postgame press conference.

2012-13 Career Record Chasers

POINTS SCORED (FG-FT), CAREER

| | |
|----------------------------------|--------------|
| 1. Rick Barry, 1962-65 (816-666) | 2,298 |
| 8. Durand Scott, 2009-p | 1,607 |

REBOUNDS, CAREER

| | |
|----------------------------------|------------|
| 1. Rick Barry, 1962-65 | 1,274 |
| 7. Reggie Johnson, 2009-p | 825 |

BLOCKED SHOTS, CAREER

| | |
|----------------------------------|------------|
| 1. Constantin Popa, 1991-95 | 263 |
| 5. Julian Gamble, 2008-p | 125 |
| 8. Reggie Johnson, 2009-p | 113 |
| 12. Kenny Kadji, 2010-p | 95 |

ASSISTS, CAREER

| | |
|--------------------------------|------------|
| 1. Vernon Jennings, 1996-00 | 520 |
| 5. Durand Scott, 2009-p | 395 |

GAMES STARTED, CAREER

| | |
|--------------------------------|------------|
| 1. Durand Scott, 2009-p | 121 |
|--------------------------------|------------|

GAMES PLAYED, CAREER

| | |
|---------------------------------|------------|
| 1. Brian Asbury, 2005-09 | 130 |
| 2. Durand Scott, 2009-p | 128 |
| 4. Julian Gamble, 2008-p | 125 |

STEALS, CAREER

| | |
|--------------------------------|------------|
| 1. Kevin Norris, 1994-98 | 208 |
| 7. Durand Scott, 2009-p | 162 |

FIELD GOALS MADE, CAREER

| | |
|--------------------------------|------------|
| 1. Rick Barry, 1962-65 | 816 |
| 8. Durand Scott, 2009-p | 566 |

FREE THROWS MADE, CAREER

| | |
|--------------------------------|------------|
| 1. Rick Barry, 1962-65 | 666 |
| 5. Durand Scott, 2009-p | 383 |

GAMBLE STEPS UP IN ABSENCE OF JOHNSON

Julian Gamble moved into the starting lineup in the absence of Reggie Johnson and took full advantage of the opportunity. In nine games without Johnson, Gamble more than doubled his point production and increased his rebounds from less than two per game to 7.6 each night. A year ago, Gamble didn't know if he'd be granted a sixth year of eligibility with the Canes. In his senior campaign, the native of Durham is posting career numbers, topping his junior year stats.

| | First 8 games | W/out Reggie | Jr. Year |
|----------|---------------|--------------|----------|
| Minutes | 13.0 | 27.0 | 15.2 |
| Points | 4.3 | 8.9 | 4.0 |
| Rebounds | 1.8 | 7.5 | 3.4 |
| Blocks | 0.6 | 2.3 | 0.8 |

UNDEFEATED IN JANUARY

Miami was a perfect 8-0 in January, posting a 7-0 ACC record. The last time UM was undefeated for an entire month was November 2009, when Miami was 7-0 in non-conference play. In conference action, Miami was 8-0 in February 1999.

GAMBLE HOSTS A 3.6-SECOND BLOCK PARTY

From the AP's @TimReynolds: Over one stretch of his Miami career, Julian Gamble played 73 minutes without a blocked shot. He blocked three in 3.6 seconds against Virginia.

LARKIN'S STATS VS. NO. 1 DUKE ON JAN. 23

Shane Larkin notched his first career double-double with 18 points (8-of-14) and 10 rebounds against Duke on Jan. 23. He added five assists and a steal in 36 minutes. Larkin is the first player with 18+ pts, 10+ reb, 5+ ast in win vs. No. 1 team since Dwyane Wade in 2003 regional final vs. Kentucky. Larkin earned ACC Player of the Week for his efforts against Duke that week.

MBB INKS BURNETT AND REED TO NLI

Jim Larrañaga announced the signing of Deandre Burnett and Davon Reed to National Letters of Intent, on Nov. 20. Burnett is a 2012 Parade All-American, one of only two players from the state of Florida and one of five Atlantic Coast Conference recruits to earn the honor. Originally from Florida, Burnett is currently attending Massanutten Military Academy (Va.). At 6-1, 190 pounds, the shooting guard averaged 36.2 points, six rebounds and four assists per game as a senior at Carol City High School in Miami Gardens, Fla. The fourth leading scorer in the nation notched 45 points three times in his final prep season, earning first team Miami-Dade County honors as a junior while leading the Chiefs to an 18-4 record. He has averaged more than 20 points per game since his sophomore campaign. Burnett played AAU ball for Team U and is touted for his ability to attack the basket in transition, score through contact and pressure the ball full court. Burnett chose Miami over offers from Virginia, Mississippi, South Carolina, La Salle, FAU, Georgia Southern, FIU and Stetson. He is Larrañaga's third signee from the state of Florida, joining current Hurricanes sophomore Shane Larkin (Dr. Phillips) and freshman Tonye Jekiri (Champagnat).

Reed, a native of Princeton, N.J., is a four-star swingman listed as a Top 100 player (No. 97) by Rivals.com and No. 78 in the Class of 2013 by ESPN. He is the third-best talent in New Jersey and 18th best nationally at the shooting guard position, according to ESPN.com and Rivals ranks him as 24th among shooting guards. He is a 6-6, 195-pound guard who averaged 27 points and nine rebounds per game for Princeton Day School (N.J.) last season. He enters his senior season with 1,473 points in 78 career games, an 18.9 ppg clip. He is a multidimensional, athletic player who can handle the ball, has a solid shot and can defend the perimeter. He can play the 2 or the 3, and can defend the 1, 2 or 3 positions. This summer, Reed participated in the Kevin Durant Skills Academy and played the AAU circuit with Team Final from New Jersey. Reed chose Miami over offers from Wake Forest, Cincinnati, Xavier and Memphis, among others.

MIAMI IN NCAA STATS As of March 18

| Category | Rank | Actual | National Leader | Actual |
|--|------|--------|-------------------|--------|
| Won-Lost Percentage (345 ranked) | 10 | 81.8 | Gonzaga | 93.9 |
| Final Points (345 ranked) | 76 | 2307.0 | Iona | 2663.0 |
| Scoring Offense (345 ranked) | 109 | 69.9 | Northwestern St. | 81.0 |
| Scoring Defense (345 ranked) | 42 | 60.7 | Stephen F. Austin | 51.0 |
| Scoring Margin (345 ranked) | 38 | 9.2 | Gonzaga | 18.2 |
| Field-Goal Percentage (345 ranked) | 50 | 46.0 | Creighton | 50.8 |
| Field-Goal Percentage Defense (345 ranked) | 49 | 39.9 | Kansas | 36.0 |
| Three-Point Field Goals Per Game (345 ranked) | 102 | 6.8 | Iowa St. | 9.8 |
| Three-Point Field-Goal Percentage (345 ranked) | 80 | 35.8 | Creighton | 42.1 |
| Three Pt FG Defense (345 ranked) | 116 | 32.6 | Savannah St. | 28.0 |
| Free-Throw Percentage (345 ranked) | 221 | 67.7 | Davidson | 80.1 |
| Rebound Margin (345 ranked) | 77 | 3.2 | Colorado St. | 12.1 |
| Assists Per Game (345 ranked) | 281 | 11.3 | Ohio | 17.7 |
| Assist Turnover Ratio (345 ranked) | 125 | 1.03 | Michigan | 1.55 |
| Blocked Shots Per Game (345 ranked) | 56 | 4.5 | St. John's (NY) | 7.4 |
| Steals Per Game (345 ranked) | 218 | 6.3 | VCU | 11.8 |
| Final Opp Points (345 ranked) | 253 | 2002.0 | Longwood | 2687.0 |
| Turnovers Per Game (345 ranked) | 17 | 10.9 | Michigan | 9.2 |
| Turnover Margin (345 ranked) | 121 | 1.0 | VCU | 8.0 |
| Personal Fouls Per Game (345 ranked) | 14 | 14.7 | Western Ill. | 12.6 |

HURRICANES IN NCAA STATS As of March 18

| Category | Player | Rank | Actual | National Leader | Actual |
|---|---------------|------|--------|------------------------|--------|
| Points Per Game (250 ranked) | Shane Larkin | 243 | 14.6 | Erick Green, Vatech | 25.0 |
| Field-Goal Percentage (250 ranked) | Shane Larkin | 98 | 48.6 | Taylor Smith, SFAust | 69.2 |
| Three-Point Field Goals Per Game (250 ranked) | Shane Larkin | 235 | 1.91 | Travis Bader, Oaklnd | 4.19 |
| Rebounds Per Game (250 ranked) | Kenny Kadji | 197 | 7.0 | O.D. Anosike, Siena | 11.4 |
| Assists Per Game (250 ranked) | Shane Larkin | 101 | 4.4 | Jason Brickman, LIU | 8.5 |
| Blocked Shots Per Game (250 ranked) | Julian Gamble | 82 | 1.79 | Nerlens Noel, Ky | 4.42 |
| | Kenny Kadji | 150 | 1.33 | | |
| Steals Per Game (250 ranked) | Shane Larkin | 45 | 2.0 | Duke Mondy, Oaklnd | 3.03 |
| | Durand Scott | 166 | 1.6 | | |
| Assist Turnover Ratio (250 ranked) | Shane Larkin | 99 | 1.92 | Dexter Strickland, UNC | 3.33 |
| Double Doubles (250 ranked) | Kenny Kadji | 94 | 8.0 | Mike Muscala, Bcknl | 22.0 |

UNIVERSITY OF MIAMI

Academic Prestige

- No. 1 University in the state of Florida: Ranked No. 44 in the nation by *US News & World Report*
- Miami ranks No. 17 among BCS schools by *US News & World Report*
- UM, Northwestern and Duke are the only three BCS schools to record an APR score of 980 or better in football, men's basketball and baseball.
- University of Miami student-athletes have recorded a Graduation Success Rate (GSR) of 93 percent, the highest mark ever achieved for the school's athletics department. Miami basketball scored a 980 academic progress rate (APR), ranking in the 80-90th percentile nationally among men's basketball teams.

Graduation Rates

- Miami basketball has graduated 27 of 28 players over the last eight years
- 25 of 25 of Coach L's players have graduated since 2006

Small, Private School Environment

- 75% of UM classes have 25 or fewer students; 50% of classes have 15 or fewer students
 - 11:1 student-to-faculty ratio
 - Less than 10,000 undergraduate students enrolled
- Diversity**
- Miami ranks fifth among BCS schools in diversity (behind Cal, Stanford, UCLA, and USC) – 49% of UM students are minorities.
 - Miami is rated No. 3 in race and class interaction by Princeton Review Competitive Admissions
 - 2,000 incoming freshmen out of a pool of 27,700 applications received
 - 50% of new freshmen graduated in the top 5% of their class
 - Average weighted GPA is 4.2

MIAMI INDIVIDUAL IN NCAA

POINTS SCORED

38 Jack McClinton vs. Saint Mary's, 2008

FIELD GOALS MADE

12 Jack McClinton vs. Saint Mary's, 2008

FIELD GOALS ATTEMPTS

21 Tim James vs. Purdue, 1999

FIELD GOAL PERCENTAGE

(Min. 5 made)

.750 (9-12) Johnny Hemsley vs. Lafayette, 1999

3-POINT FIELD GOALS MADE

9 Johnny Hemsley vs. Lafayette, 1999

3-POINT FIELD GOALS ATTEMPTED

12 Johnny Hemsley vs. Lafayette, 1999

3-POINT FIELD GOAL PERCENTAGE

(Min. 4 made)

.750 (9-12) Johnny Hemsley vs. Lafayette, 1999

FREE-THROWS MADE

11 Jack McClinton vs. Saint Mary's, 2008

FREE-THROW ATTEMPTS

11 Jack McClinton vs. Saint Mary's, 2008

11 Darius Rice vs. Missouri, 2002

FREE-THROW PERCENTAGE

(Min. 5 made)

1.000 (11-11) Jack McClinton vs. Saint Mary's, 2008

1.000 (6-6) Elton Tyler vs. Ohio State, 2000

1.000 (6-6) John Salmons vs. Ohio State, 2000

REBOUNDS

11 Johnny Hemsley vs. UCLA, 1998

11 Mario Bland vs. Purdue, 1999

11 Mario Bland vs. Ohio State, 2000

ASSISTS

8 Vernon Jennings vs. Lafayette, 1999

8 Vernon Jennings vs. Arkansas, 2000

STEALS

4 Kevin Norris vs. UCLA, 1998

4 Johnny Hemsley vs. Lafayette, 1999

BLOCKED SHOTS

3 John Salmons vs. Lafayette, 1999

3 Jimmy Graham vs. Texas, 2008

OPPONENT INDIVIDUAL IN NCAA

POINTS SCORED

26 A.J. Abrams (Texas), 2008

26 J.R. Henderson (UCLA), 1998

FIELD GOALS MADE

11 J.R. Henderson (UCLA), 1998

FIELD GOAL ATTEMPTS

21 Patrick Mills (Saint Mary's)

FIELD GOAL PERCENTAGE

(Min. 5 made)

.750 (6-8) Greg McQuay (Purdue), 1999

3-POINT FIELD GOALS MADE

6 Patrick Mills (Saint Mary's), 2008

6 A.J. Abrams (Texas), 2008

3-POINT FIELD GOAL ATTEMPTS

14 Patrick Mills (Saint Mary's), 2008

3-POINT FIELD GOAL PERCENTAGE

(Min. 4 made)

.800 (4-5) Brian Cardinal (Purdue), 1999

FREE THROWS MADE

10 Clarence Gilbert (Missouri), 2002

FREE THROW ATTEMPTS

12 Brandon Kurtz (Tulsa), 2000

FREE THROW PERCENTAGE

(Min. 5 made)

1.000 (6-6) A.J. Abrams (Texas), 2008

1.000 (6-6) Rickey Paulding (Missouri), 2002

REBOUNDS

16 Damion James (Texas), 2008

ASSISTS

8 D.J. Augustin (Texas), 2008

STEALS

4 Brian Cardinal (Purdue), 1999

4 Scoonie Penn (Ohio State), 2000

4 Eric Coley (Tulsa), 2000

4 Toby Bailey (UCLA), 1998

BLOCKED SHOTS

4 Alonzo Lane (Arkansas), 2000

4 Ken Johnson (Ohio State), 2000

MIAMI TEAM IN NCAA

POINTS SCORED

80 vs. Missouri 3/14/02

78 vs. Saint Mary's 3/21/08

75 vs. Lafayette 3/12/99

75 vs. Arkansas 3/17/00

75 vs. Ohio State 3/19/00

FIELD GOALS MADE

28 vs. Saint Mary's 3/21/08

FIELD GOAL ATTEMPTS

76 vs. Purdue 3/14/99

FIELD GOAL PERCENTAGE

.510 (26-51) vs. Ohio State 3/19/00

3-POINT FIELD GOALS MADE

10 vs. Lafayette 3/12/99

10 vs. Tulsa 3/24/00

3-POINT FIELD GOALS ATTEMPTED

23 vs. Missouri 3/14/02

3-POINT FIELD GOAL PERCENTAGE

.625 (10-16) vs. Lafayette 3/12/99

FREE-THROWS MADE

28 vs. Missouri 3/14/02

FREE-THROWS ATTEMPTED

35 vs. Missouri 3/14/02

FREE-THROW PERCENTAGE

.895 (17-19) vs. Ohio State 3/19/00

REBOUNDS

47 vs. Lafayette 3/12/99

47 vs. Saint Mary's 3/21/08

ASSISTS

20 vs. Lafayette 3/12/99

STEALS

12 vs. UCLA 3/13/98

BLOCKED SHOTS

9 vs. Lafayette 3/12/99

OPPONENT TEAM IN NCAA

POINTS SCORED

93 Missouri 3/14/02

FIELD GOALS MADE

26 Tulsa 3/24/00

26 Missouri 3/14/02

FIELD GOAL ATTEMPTS

61 Missouri 3/14/02

FIELD GOAL PERCENTAGE

.579 (22-38) Purdue 3/14/99

3-POINT FIELD GOALS MADE

13 Texas 3/28/08

3-POINT FIELD GOALS ATTEMPTED

26 Lafayette 3/12/99

26 Arkansas 3/17/00

26 Texas 3/23/08

3-POINT FIELD GOAL PERCENTAGE

.500 (13-26) Texas 3/23/08

FREE-THROWS MADE

34 Missouri 3/14/02

FREE-THROWS ATTEMPTED

43 Missouri 3/14/02

FREE-THROW PERCENTAGE

.791 (34-43) Missouri 3/14/02

REBOUNDS

48 Missouri 3/14/02

ASSISTS

18 Purdue 3/14/99

STEALS

13 UCLA 3/13/99

BLOCKED SHOTS

7 Texas 3/23/08

CONFERENCE HONOR ROLL

FIRST TEAM ALL-ACC

Jack McClinton 2007-08

Jack McClinton 2008-09

Shane Larkin 2012-13

SECOND TEAM ALL-ACC

Guillermo Diaz 2004-05

Guillermo Diaz 2005-06

Kenny Kadji 2012-13

THIRD TEAM ALL-ACC

Robert Hite 2005-06

Jack McClinton 2006-07

Malcolm Grant 2010-11

Kenny Kadji 2011-12

H.M. ALL-ACC

Robert Hite 2004-05

Reggie Johnson 2010-11

Durand Scott 2011-12

Durand Scott 2012-13

ACC ALL-ROOKIE TEAM

Durand Scott 2009-10

Shane Larkin 2011-12

ACC ALL-DEFENSIVE TEAM

Anthony King 2004-05

Durand Scott 2012-13

Shane Larkin 2012-13

ACC ALL-ACADEMIC TEAM

Brian Asbury 2005-06

Jimmy Graham 2005-06

Adrian Thomas 2005-06

Jimmy Graham 2006-07

Jack McClinton 2006-07

Jack McClinton 2007-08

Jack McClinton 2008-09

Antoine Allen 2009-10

Erik Swoope 2010-11

Adrian Thomas 2010-11

Raphael Akpejori 2012-13

ACC COACH OF THE YEAR

Jim Larrañaga 2012-13

ACC DEFENSIVE POY

Durand Scott 2012-13

ACC PLAYER OF THE WEEK

Robert Hite Dec. 13, 2004

Guillermo Diaz Jan. 10, 2005

Jack McClinton Dec. 4, 2006

Jack McClinton Dec. 17, 2007

Jack McClinton Feb. 9, 2009

Reggie Johnson Feb. 6, 2012

Durand Scott Dec. 17, 2012

Durand Scott Jan. 28, 2013

Shane Larkin Feb. 4, 2013

PRESEASON ALL-ACC TEAM

Jack McClinton 2008-09

Malcolm Grant 2011-12

NATIONAL HONOR ROLL

ALL-AMERICANS

Dick Hickox 1960

AP Second Team, UPI 2nd Team

Rick Barry 1965

Consensus 1st Team

Don Churnutt 1970

AP Second Team, UPI 2nd Team

Tim James 1999

AP 3rd Team, NABC 3rd Team

Shane Larkin 2013

Sporting News, 3rd Team

OSCAR ROBERTSON POW

Shane Larkin Feb. 4, 2013

HENRY IBA COACH OF THE YEAR

Jim Larrañaga 2013

LAST 5 GAMES (4-1)

| # | Player | gp-gs | min | avg | fg-fga | fg% | 3fg-fga | 3fg% | ft-fa | ft% | off | def | tot | avg | pf | dq | a | to | blk | stl | pts | avg |
|----------------|---------------------|-------|------|------|---------|------|---------|------|--------|-------|-----|-----|-----|------|----|----|----|----|-----|-----|-----|------|
| 00 | Shane Larkin | 5-4 | 189 | 37.8 | 30-62 | .484 | 11-29 | .379 | 23-27 | .852 | 3 | 16 | 19 | 3.8 | 11 | 0 | 25 | 13 | 0 | 10 | 94 | 18.8 |
| 35 | Kenny Kadji | 5-5 | 149 | 29.8 | 21-49 | .429 | 7-25 | .280 | 22-28 | .786 | 13 | 34 | 47 | 9.4 | 11 | 0 | 5 | 5 | 6 | 2 | 71 | 14.2 |
| 01 | Durand Scott | 5-5 | 178 | 35.6 | 26-51 | .510 | 7-15 | .467 | 11-13 | .846 | 3 | 11 | 14 | 2.8 | 11 | 1 | 9 | 10 | 2 | 6 | 70 | 14.0 |
| 04 | Trey McKinney Jones | 5-5 | 155 | 31.0 | 19-41 | .463 | 12-25 | .480 | 4-6 | .667 | 0 | 11 | 11 | 2.2 | 6 | 0 | 6 | 2 | 0 | 5 | 54 | 10.8 |
| 45 | Julian Gamble | 5-4 | 116 | 23.2 | 16-22 | .727 | 0-0 | .000 | 10-19 | .526 | 8 | 16 | 24 | 4.8 | 9 | 0 | 2 | 5 | 7 | 0 | 42 | 8.4 |
| 15 | Rion Brown | 5-0 | 93 | 18.6 | 7-17 | .412 | 4-11 | .364 | 4-4 | 1.000 | 2 | 5 | 7 | 1.4 | 11 | 0 | 5 | 4 | 0 | 2 | 22 | 4.4 |
| 42 | Reggie Johnson | 5-2 | 71 | 14.2 | 3-13 | .231 | 0-0 | .000 | 2-5 | .400 | 8 | 11 | 19 | 3.8 | 8 | 0 | 3 | 9 | 0 | 1 | 8 | 1.6 |
| 23 | Tonye Jekiri | 5-0 | 30 | 6.0 | 1-3 | .333 | 0-0 | .000 | 3-4 | .750 | 5 | 3 | 8 | 1.6 | 7 | 0 | 0 | 0 | 0 | 1 | 5 | 1.0 |
| 21 | Erik Swoope | 4-0 | 19 | 4.8 | 1-5 | .200 | 0-0 | .000 | 0-1 | .000 | 2 | 1 | 3 | 0.8 | 2 | 0 | 0 | 0 | 0 | 0 | 2 | 0.5 |
| 10 | Raphael Akpejori | 1-0 | 0 | 0.0 | 0-0 | .000 | 0-0 | .000 | 0-0 | .000 | 0 | 0 | 0 | 0.0 | 0 | 0 | 0 | 0 | 0 | 0 | 0 | 0.0 |
| Team | | | | | | | | | | | 8 | 8 | 16 | | | | | | | 2 | | |
| Total..... | | 5 | 1000 | | 124-263 | .471 | 41-105 | .390 | 79-107 | .738 | 52 | 116 | 168 | 33.6 | 76 | 1 | 55 | 50 | 15 | 27 | 368 | 73.6 |
| Opponents..... | | 5 | 1000 | | 119-258 | .461 | 38-94 | .404 | 50-80 | .625 | 36 | 96 | 132 | 26.4 | 91 | 2 | 62 | 53 | 14 | 31 | 326 | 65.2 |

ACC TOURNAMENT (3-0)

| # | Player | gp-gs | min | avg | fg-fga | fg% | 3fg-fga | 3fg% | ft-fa | ft% | off | def | tot | avg | pf | dq | a | to | blk | stl | pts | avg |
|----------------|---------------------|-------|-----|------|--------|------|---------|------|-------|-------|-----|-----|-----|------|----|----|----|----|-----|-----|-----|------|
| 00 | Shane Larkin | 3-3 | 116 | 38.7 | 23-45 | .511 | 9-20 | .450 | 16-18 | .889 | 3 | 12 | 15 | 5.0 | 6 | 0 | 15 | 9 | 0 | 7 | 71 | 23.7 |
| 01 | Durand Scott | 3-3 | 108 | 36.0 | 17-33 | .515 | 5-11 | .455 | 8-9 | .889 | 1 | 7 | 8 | 2.7 | 8 | 1 | 6 | 6 | 0 | 4 | 47 | 15.7 |
| 04 | Trey McKinney Jones | 3-3 | 92 | 30.7 | 12-26 | .462 | 8-16 | .500 | 3-4 | .750 | 0 | 8 | 8 | 2.7 | 3 | 0 | 4 | 1 | 0 | 4 | 35 | 11.7 |
| 35 | Kenny Kadji | 3-3 | 82 | 27.3 | 9-25 | .360 | 1-12 | .083 | 11-15 | .733 | 8 | 16 | 24 | 8.0 | 8 | 0 | 4 | 3 | 3 | 1 | 30 | 10.0 |
| 45 | Julian Gamble | 3-3 | 66 | 22.0 | 11-14 | .786 | 0-0 | .000 | 3-10 | .300 | 4 | 11 | 15 | 5.0 | 5 | 0 | 0 | 3 | 5 | 0 | 25 | 8.3 |
| 15 | Rion Brown | 3-0 | 63 | 21.0 | 6-12 | .500 | 3-7 | .429 | 4-4 | 1.000 | 2 | 3 | 5 | 1.7 | 9 | 0 | 4 | 1 | 0 | 2 | 19 | 6.3 |
| 42 | Reggie Johnson | 3-0 | 37 | 12.3 | 2-8 | .250 | 0-0 | .000 | 1-2 | .500 | 6 | 6 | 12 | 4.0 | 5 | 0 | 1 | 4 | 0 | 1 | 5 | 1.7 |
| 23 | Tonye Jekiri | 3-0 | 17 | 5.7 | 0-1 | .000 | 0-0 | .000 | 3-4 | .750 | 4 | 1 | 5 | 1.7 | 4 | 0 | 0 | 0 | 0 | 0 | 3 | 1.0 |
| 21 | Erik Swoope | 3-0 | 19 | 6.3 | 1-4 | .250 | 0-0 | .000 | 0-1 | .000 | 2 | 1 | 3 | 1.0 | 2 | 0 | 0 | 0 | 0 | 0 | 2 | 0.7 |
| Team | | | | | | | | | | | 5 | 5 | 10 | | | | | | | 1 | | |
| Total..... | | 3 | 600 | | 81-168 | .482 | 26-66 | .394 | 49-67 | .731 | 35 | 70 | 105 | 35.0 | 50 | 1 | 34 | 28 | 8 | 19 | 237 | 79.0 |
| Opponents..... | | 3 | 600 | | 71-155 | .458 | 27-63 | .429 | 37-57 | .649 | 23 | 56 | 79 | 26.3 | 57 | 1 | 41 | 34 | 5 | 18 | 206 | 68.7 |

CONFERENCE ONLY (15-3)

| # | Player | gp-gs | min | avg | fg-fga | fg% | 3fg-fga | 3fg% | ft-fa | ft% | off | def | tot | avg | pf | dq | a | to | blk | stl | pts | avg |
|----------------|---------------------|-------|------|------|---------|------|---------|------|---------|------|-----|-----|-----|------|-----|----|-----|-----|-----|-----|------|------|
| 35 | Kenny Kadji | 18-18 | 522 | 29.0 | 96-183 | .525 | 32-73 | .438 | 40-62 | .645 | 23 | 99 | 122 | 6.8 | 41 | 1 | 9 | 32 | 23 | 4 | 264 | 14.7 |
| 00 | Shane Larkin | 18-17 | 654 | 36.3 | 89-182 | .489 | 32-84 | .381 | 38-55 | .691 | 8 | 63 | 71 | 3.9 | 31 | 0 | 87 | 40 | 3 | 32 | 248 | 13.8 |
| 01 | Durand Scott | 18-17 | 611 | 33.9 | 77-180 | .428 | 15-51 | .294 | 37-50 | .740 | 15 | 46 | 61 | 3.4 | 44 | 2 | 47 | 37 | 2 | 28 | 206 | 11.4 |
| 04 | Trey McKinney Jones | 18-18 | 523 | 29.1 | 53-131 | .405 | 27-76 | .355 | 23-29 | .793 | 5 | 48 | 53 | 2.9 | 25 | 0 | 32 | 19 | 0 | 13 | 156 | 8.7 |
| 45 | Julian Gamble | 18-16 | 408 | 22.7 | 54-97 | .557 | 0-0 | .000 | 19-37 | .514 | 42 | 59 | 101 | 5.6 | 48 | 1 | 6 | 13 | 41 | 8 | 127 | 7.1 |
| 15 | Rion Brown | 18-1 | 365 | 20.3 | 38-98 | .388 | 21-64 | .328 | 17-21 | .810 | 9 | 23 | 32 | 1.8 | 22 | 0 | 10 | 12 | 0 | 6 | 114 | 6.3 |
| 42 | Reggie Johnson | 14-3 | 276 | 19.7 | 27-75 | .360 | 0-4 | .000 | 20-32 | .625 | 24 | 60 | 84 | 6.0 | 32 | 0 | 11 | 30 | 11 | 5 | 74 | 5.3 |
| 23 | Tonye Jekiri | 18-0 | 124 | 6.9 | 12-20 | .600 | 0-0 | .000 | 6-11 | .545 | 17 | 14 | 31 | 1.7 | 17 | 0 | 2 | 8 | 6 | 4 | 30 | 1.7 |
| 21 | Erik Swoope | 13-0 | 59 | 4.5 | 5-10 | .500 | 0-0 | .000 | 1-6 | .167 | 6 | 10 | 16 | 1.2 | 10 | 0 | 1 | 1 | 0 | 0 | 11 | 0.8 |
| 10 | Raphael Akpejori | 10-0 | 48 | 4.8 | 3-9 | .333 | 0-0 | .000 | 0-0 | .000 | 3 | 8 | 11 | 1.1 | 6 | 0 | 1 | 1 | 1 | 3 | 6 | 0.6 |
| 03 | Steve Sorenson | 4-0 | 5 | 1.3 | 0-0 | .000 | 0-0 | .000 | 1-2 | .500 | 0 | 0 | 0 | 0.0 | 0 | 0 | 0 | 3 | 0 | 0 | 1 | 0.3 |
| 12 | Justin Heller | 4-0 | 5 | 1.3 | 0-2 | .000 | 0-1 | .000 | 0-0 | .000 | 0 | 1 | 1 | 0.3 | 1 | 0 | 1 | 2 | 0 | 0 | 0 | 0.0 |
| Team | | | | | | | | | | | 27 | 38 | 65 | | | | | | | 1 | | |
| Total..... | | 18 | 3600 | | 454-987 | .460 | 127-353 | .360 | 202-305 | .662 | 179 | 469 | 648 | 36.0 | 277 | 4 | 207 | 199 | 87 | 103 | 1237 | 68.7 |
| Opponents..... | | 18 | 3600 | | 396-979 | .404 | 99-311 | .318 | 184-288 | .639 | 165 | 409 | 574 | 31.9 | 298 | 6 | 182 | 202 | 63 | 104 | 1075 | 59.7 |

NEUTRAL SITES (3-2)

| ## | Player | gp-gs | min | avg | fg-fga | fg% | 3fg-fga | 3fg% | ft-fta | ft% | off | def | tot | avg | pf | dq | a | to | blk | stl | pts | avg | | |
|----------------|---------------------|-------|------|------|---------|------|---------|------|--------|------|-----|-----|-----|------|----|----|----|----|-----|-----|-----|------|--|--|
| 00 | Shane Larkin | 5-5 | 195 | 39.0 | 29-67 | .433 | 11-31 | .355 | 16-18 | .889 | 4 | 17 | 21 | 4.2 | 7 | 0 | 22 | 12 | 0 | 14 | 85 | 17.0 | | |
| 01 | Durand Scott | 5-5 | 185 | 37.0 | 25-57 | .439 | 7-19 | .368 | 17-23 | .739 | 3 | 15 | 18 | 3.6 | 13 | 1 | 8 | 11 | 0 | 9 | 74 | 14.8 | | |
| 35 | Kenny Kadji | 5-5 | 156 | 31.2 | 23-56 | .411 | 2-16 | .125 | 14-21 | .667 | 12 | 23 | 35 | 7.0 | 13 | 0 | 4 | 4 | 5 | 1 | 62 | 12.4 | | |
| 04 | Trey McKinney Jones | 5-4 | 155 | 31.0 | 14-35 | .400 | 8-20 | .400 | 5-7 | .714 | 2 | 19 | 21 | 4.2 | 6 | 0 | 7 | 5 | 0 | 6 | 41 | 8.2 | | |
| 45 | Julian Gamble | 5-5 | 121 | 24.2 | 17-27 | .630 | 0-0 | .000 | 5-17 | .294 | 8 | 19 | 27 | 5.4 | 12 | 1 | 0 | 3 | 9 | 2 | 39 | 7.8 | | |
| 15 | Rion Brown | 5-1 | 113 | 22.6 | 10-27 | .370 | 3-14 | .214 | 5-7 | .714 | 4 | 4 | 8 | 1.6 | 12 | 0 | 4 | 4 | 0 | 3 | 28 | 5.6 | | |
| 42 | Reggie Johnson | 3-0 | 37 | 12.3 | 2-8 | .250 | 0-0 | .000 | 1-2 | .500 | 6 | 6 | 12 | 4.0 | 5 | 0 | 1 | 4 | 0 | 1 | 5 | 1.7 | | |
| 10 | Raphael Akpejori | 2-0 | 14 | 7.0 | 1-2 | .500 | 0-0 | .000 | 1-2 | .500 | 2 | 2 | 4 | 2.0 | 1 | 0 | 0 | 1 | 0 | 0 | 3 | 1.5 | | |
| 23 | Tonye Jekiri | 5-0 | 24 | 4.8 | 0-2 | .000 | 0-0 | .000 | 3-4 | .750 | 5 | 2 | 7 | 1.4 | 7 | 0 | 0 | 0 | 1 | 0 | 3 | 0.6 | | |
| 21 | Erik Swoope | 4-0 | 25 | 6.3 | 1-4 | .250 | 0-0 | .000 | 0-1 | .000 | 2 | 1 | 3 | 0.8 | 3 | 0 | 0 | 0 | 0 | 1 | 2 | 0.5 | | |
| Team | | | | | | | | | | | 7 | 9 | 16 | | | | | | | | | | | |
| Total..... | | 5 | 1025 | | 122-285 | .428 | 31-100 | .310 | 67-102 | .657 | 55 | 117 | 172 | 34.4 | 79 | 2 | 46 | 45 | 15 | 37 | 342 | 68.4 | | |
| Opponents..... | | 5 | 1025 | | 113-270 | .419 | 41-106 | .387 | 65-92 | .707 | 48 | 123 | 171 | 34.2 | 90 | 1 | 60 | 60 | 8 | 28 | 332 | 66.4 | | |

DURING THE STREAK (14-0)

| ## | Player | gp-gs | min | avg | fg-fga | fg% | 3fg-fga | 3fg% | ft-fta | ft% | off | def | tot | avg | pf | dq | a | to | blk | stl | pts | avg | | |
|----------------|---------------------|-------|------|------|---------|------|---------|------|---------|------|-----|-----|-----|------|-----|----|-----|-----|-----|-----|-----|------|--|--|
| 35 | Kenny Kadji | 14-14 | 390 | 27.9 | 71-136 | .522 | 20-49 | .408 | 28-48 | .583 | 17 | 71 | 88 | 6.3 | 34 | 1 | 10 | 26 | 19 | 7 | 190 | 13.6 | | |
| 00 | Shane Larkin | 14-14 | 504 | 36.0 | 67-140 | .479 | 27-65 | .415 | 22-34 | .647 | 5 | 59 | 64 | 4.6 | 17 | 0 | 67 | 30 | 3 | 25 | 183 | 13.1 | | |
| 01 | Durand Scott | 14-14 | 473 | 33.8 | 60-137 | .438 | 11-41 | .268 | 32-41 | .780 | 9 | 42 | 51 | 3.6 | 35 | 2 | 39 | 30 | 0 | 23 | 163 | 11.6 | | |
| 04 | Trey McKinney Jones | 14-14 | 409 | 29.2 | 39-104 | .375 | 21-59 | .356 | 18-23 | .783 | 4 | 39 | 43 | 3.1 | 17 | 0 | 27 | 14 | 1 | 10 | 117 | 8.4 | | |
| 45 | Julian Gamble | 14-14 | 331 | 23.6 | 47-83 | .566 | 0-0 | .000 | 13-29 | .448 | 36 | 54 | 90 | 6.4 | 36 | 1 | 4 | 11 | 39 | 8 | 107 | 7.6 | | |
| 15 | Rion Brown | 14-0 | 285 | 20.4 | 36-79 | .456 | 19-49 | .388 | 14-17 | .824 | 8 | 11 | 19 | 1.4 | 15 | 0 | 10 | 6 | 0 | 6 | 105 | 7.5 | | |
| 42 | Reggie Johnson | 9-0 | 189 | 21.0 | 23-55 | .418 | 0-4 | .000 | 16-25 | .640 | 16 | 45 | 61 | 6.8 | 22 | 0 | 6 | 21 | 9 | 4 | 62 | 6.9 | | |
| 23 | Tonye Jekiri | 14-0 | 95 | 6.8 | 9-16 | .563 | 0-0 | .000 | 2-5 | .400 | 13 | 11 | 24 | 1.7 | 10 | 0 | 2 | 7 | 4 | 3 | 20 | 1.4 | | |
| 21 | Erik Swoope | 10-0 | 65 | 6.5 | 4-8 | .500 | 0-0 | .000 | 3-9 | .333 | 5 | 10 | 15 | 1.5 | 6 | 0 | 1 | 2 | 0 | 0 | 11 | 1.1 | | |
| 10 | Raphael Akpejori | 9-0 | 49 | 5.4 | 3-9 | .333 | 0-0 | .000 | 0-0 | .000 | 3 | 8 | 11 | 1.2 | 6 | 0 | 1 | 1 | 1 | 3 | 6 | 0.7 | | |
| 03 | Steve Sorenson | 4-0 | 5 | 1.3 | 0-0 | .000 | 0-0 | .000 | 1-2 | .500 | 0 | 0 | 0 | 0.0 | 0 | 0 | 0 | 3 | 0 | 0 | 1 | 0.3 | | |
| 12 | Justin Heller | 4-0 | 5 | 1.3 | 0-2 | .000 | 0-1 | .000 | 0-0 | .000 | 0 | 1 | 1 | 0.3 | 1 | 0 | 1 | 2 | 0 | 0 | 0 | 0.0 | | |
| Team | | | | | | | | | | | 19 | 33 | 52 | | | | | | | | | | | |
| Total..... | | 14 | 2800 | | 359-769 | .467 | 98-268 | .366 | 149-233 | .639 | 135 | 384 | 519 | 37.1 | 199 | 4 | 168 | 154 | 76 | 89 | 965 | 68.9 | | |
| Opponents..... | | 14 | 2800 | | 298-787 | .379 | 74-250 | .296 | 127-198 | .641 | 138 | 323 | 461 | 32.9 | 230 | 4 | 140 | 161 | 41 | 81 | 797 | 56.9 | | |

NON-CONFERENCE ONLY (9-3)

| ## | Player | gp-gs | min | avg | fg-fga | fg% | 3fg-fga | 3fg% | ft-fta | ft% | off | def | tot | avg | pf | dq | a | to | blk | stl | pts | avg | | |
|----------------|---------------------|-------|------|------|---------|-------|---------|-------|---------|-------|-----|-----|-----|------|-----|----|-----|-----|-----|-----|-----|------|--|--|
| 01 | Durand Scott | 9-9 | 324 | 36.0 | 51-100 | .510 | 10-27 | .370 | 31-44 | .705 | 9 | 40 | 49 | 5.4 | 13 | 0 | 24 | 18 | 1 | 16 | 143 | 15.9 | | |
| 00 | Shane Larkin | 12-12 | 433 | 36.1 | 60-127 | .472 | 22-50 | .440 | 20-24 | .833 | 4 | 39 | 43 | 3.6 | 17 | 0 | 44 | 27 | 1 | 27 | 162 | 13.5 | | |
| 42 | Reggie Johnson | 7-6 | 198 | 28.3 | 26-61 | .426 | 1-6 | .167 | 35-49 | .714 | 22 | 49 | 71 | 10.1 | 15 | 0 | 8 | 17 | 13 | 3 | 88 | 12.6 | | |
| 35 | Kenny Kadji | 12-12 | 365 | 30.4 | 52-119 | .437 | 12-41 | .293 | 28-39 | .718 | 21 | 63 | 84 | 7.0 | 33 | 0 | 16 | 25 | 18 | 8 | 144 | 12.0 | | |
| 04 | Trey McKinney Jones | 12-10 | 385 | 32.1 | 36-83 | .434 | 18-43 | .419 | 29-32 | .906 | 7 | 40 | 47 | 3.9 | 25 | 0 | 17 | 13 | 1 | 11 | 119 | 9.9 | | |
| 45 | Julian Gamble | 12-6 | 212 | 17.7 | 28-51 | .549 | 0-0 | .000 | 14-29 | .483 | 20 | 27 | 47 | 3.9 | 18 | 1 | 1 | 10 | 13 | 5 | 70 | 5.8 | | |
| 15 | Rion Brown | 12-5 | 291 | 24.3 | 23-73 | .315 | 5-38 | .132 | 12-20 | .600 | 8 | 16 | 24 | 2.0 | 14 | 0 | 14 | 8 | 2 | 6 | 63 | 5.3 | | |
| 02 | Bishop Daniels | 3-0 | 50 | 16.7 | 5-11 | .455 | 3-3 | 1.000 | 2-2 | 1.000 | 1 | 2 | 3 | 1.0 | 5 | 0 | 3 | 4 | 0 | 6 | 15 | 5.0 | | |
| 21 | Erik Swoope | 9-0 | 70 | 7.8 | 7-9 | .778 | 1-1 | 1.000 | 3-10 | .300 | 6 | 5 | 11 | 1.2 | 5 | 0 | 2 | 2 | 1 | 3 | 18 | 2.0 | | |
| 10 | Raphael Akpejori | 6-0 | 25 | 4.2 | 2-4 | .500 | 0-0 | .000 | 1-3 | .333 | 3 | 4 | 7 | 1.2 | 1 | 0 | 0 | 1 | 2 | 0 | 5 | 0.8 | | |
| 12 | Justin Heller | 4-0 | 5 | 1.3 | 1-1 | 1.000 | 0-0 | .000 | 0-2 | .000 | 0 | 3 | 3 | 0.8 | 0 | 0 | 1 | 0 | 0 | 0 | 2 | 0.5 | | |
| 23 | Tonye Jekiri | 10-0 | 63 | 6.3 | 1-4 | .250 | 0-0 | .000 | 2-5 | .400 | 4 | 5 | 9 | 0.9 | 13 | 0 | 1 | 2 | 3 | 2 | 4 | 0.4 | | |
| 03 | Steve Sorenson | 3-0 | 4 | 1.3 | 0-0 | .000 | 0-0 | .000 | 0-1 | .000 | 0 | 0 | 0 | 0.0 | 0 | 0 | 0 | 0 | 0 | 0 | 0 | 0.0 | | |
| Team | | | | | | | | | | | 12 | 17 | 29 | | | | | | | | | | | |
| Total..... | | 12 | 2425 | | 292-643 | .454 | 72-209 | .344 | 177-260 | .681 | 117 | 310 | 427 | 35.6 | 159 | 1 | 131 | 133 | 55 | 87 | 833 | 69.4 | | |
| Opponents..... | | 12 | 2425 | | 260-688 | .378 | 81-261 | .310 | 120-180 | .667 | 141 | 279 | 420 | 35.0 | 224 | 6 | 136 | 156 | 30 | 64 | 721 | 60.1 | | |



HEAD COACH JIM LARRAÑAGA

Second Season | Providence, 1971

Hometown: The Bronx, N.Y. | Head Coach: American International, 1977-79 | Bowling Green, 1986-97 | George Mason, 1997-2011 | Miami, 2011-present

LARRAÑAGA'S CAREER

Head Coach

2011-pres. Miami
1997-2011 George Mason
1986-97 Bowling Green
1977-79 American International

Assistant

1979-86 Virginia
1971-76 Davidson

Player / Coach

1977 Geronemo Basketball Club (Belgium)

EDUCATION

Providence College, 1971, B.A. Economics
Archbishop Malloy High School, 1967

NCAA APPEARANCES

1999 - George Mason
2001 - George Mason
2006 - George Mason (Final Four)
2008 - George Mason
2011 - George Mason
2013 - Miami

NIT APPEARANCES

1990 - Bowling Green
1991 - Bowling Green
1997 - Bowling Green
2002 - George Mason
2004 - George Mason
2009 - George Mason
2012 - Miami

PLAYING CAREER

Geronemo Basketball Club (Belgium) 1976-77
Providence College, 1967-71
Archbishop Molloy, 1963-67

MISCELLANEOUS

Clair Bee Coach of the Year, 2006
CAA Coach of the Year, 2011
CAA Coach of the Year, 1999

PERSONAL

Born: Oct. 2, 1949 Hometown: Bronx, N.Y.
Wife: Liz Sons: Jay and Jon

Jim Larrañaga was named the 12th head coach of the University of Miami men's basketball program on April 22, 2011. In Year One at The U, the Canes posted a 20-13 record, making Larrañaga the first Miami head coach to record 20 wins in his inaugural season in Coral Gables. Under the new coaching staff, UM won nine games in conference play, the first time Miami has posted a winning record in ACC play since joining the conference for the 2004-05 season. The Canes ended the season tied for fourth in the ACC, another program-best accomplishment. On Feb. 5, 2012, Coach L & Co. did what no other hoops coach at Miami had done when he took the Canes into Cameron Indoor Stadium and defeated No. 7/5 Duke. Teetering on the edge of The Dance bubble, the Canes went 1-1 in the ACC Tournament and ended up in the NIT, defeating Valparaiso, but falling to Minnesota, the eventual NIT Championship runner-up.

Larrañaga came to Miami after serving as the head coach at George Mason for 14 seasons. He guided that program to five NCAA Tournament appearances (1999, 2001, 2006, 2008, 2011) - including an unprecedented run to the 2006 Final Four that captured the nation's attention, defeating Michigan State, North Carolina, Wichita State and UConn along the way. Following that run, he was selected the 2006 Clair Bee Coach of the Year. Larrañaga built the GMU Patriots' program into a perennial contender in the highly-regarded Colonial Athletic Association, winning more games than any other coach in program and conference history (273) en route to three conference titles (1999, 2001, 2008). A two-time CAA Coach of the Year honoree, Larrañaga earned the accolade in 2011, leading the Patriots to a 27-7 overall record and 16-2 conference mark en route to the CAA regular-season title and their fifth NCAA Tournament appearance under his leadership. Seeded a program-best eighth in the NCAA Tournament, George Mason rallied from a double-digit deficit to defeat ninth-seeded Villanova, 61-57, before falling to overall No. 1 seed Ohio State in the third round. In 2006,

Larrañaga became the first coach at a mid-major school to take his team to the Final Four in 27 years and earned an at-large berth for a CAA team for the first time in 20 years. Along the way, he led Mason to a school record in wins, the school's first national ranking, George Mason's first appearance in the Top 10 and the school's first wins over Top 10 teams.

With 29 years of head coaching experience, the native of Bronx, N.Y., previously served as the head coach at Bowling Green for 11 seasons (1986-1997) and at Division II American International for two seasons (1977-79).

His first coaching opportunity came at Davidson College, where he served as an assistant coach to Terry Holland. Davidson captured three Southern Conference regular-season championships and an NIT berth in his five years there, and he compiled a 47-12 record doubling as the freshman team coach. In 1976, he left Davidson and spent one season as player-coach for the Geronemo Basketball Club in Belgium.

A 1971 graduate of Providence College with a degree in economics, Larrañaga was a four-year letterman for the Friars. As the team captain in his senior season, he led Providence to a 20-8 record and an NIT appearance. He graduated as the school's fifth all-time leading scorer with 1,258 points and was selected in the sixth round of the draft by the Detroit Pistons of the National Basketball Association. He was the team's top scorer as a sophomore and junior and was named New England's Division I Sophomore of the Year in 1969. He was inducted into the Providence College Hall of Fame in 1991.

Larrañaga, 63, and his wife, Liz, have two sons - Jay, who played for his father at Bowling Green and is an assistant coach with the Boston Celtics, and Jon, who was a member of his father's George Mason teams from 1999-2003 - and four grandchildren.

LARRAÑAGA'S CAREER RECORDS

| School | Years | Overall | Conference |
|------------------------|------------|-----------|----------------|
| American International | 1977-1979 | 27-26 | none |
| Bowling Green | 1986-1997 | 170-144 | 101-85 |
| George Mason | 1997-2011 | 273-164 | 165-79 |
| Miami | 2011-pres. | 47-19 | 24-10 |
| Overall | | 29 | 517-353 |

COACH JIM LARRAÑAGA AT A GLANCE

2006 Clair Bee Coach of the Year 2013 Henry Iba Coach of the Year
2013 ACC Coach of the Year (media) 2013 USBWA District IV Coach of the Year
2013 ACC Coach of the Year (coaches) Six NCAA tournament appearances
2001 & 1999 CAA Coach of the Year 2013, 2011, 2008, 2006, 2001, 1999
1999 CAA Coach of the Year Seven postseason NIT appearances
1997 MAC Coach of the Year 2012, 2009, 2004, 2002, 1997,
Eight 20-win seasons 1991, 1990

Six All-Atlantic Coast Conference selections
Four ACC All-Tournament team selections
Three coaches and two media ACC All-Defensive Team selections
28 All-Colonial Athletic Conference selections
Coached Shane Larkin - ACC Player of the Year, ACC Tournament MVP, USBWA
All-District, Sporting News All-American, finalist for Cousy, Naismith &
Wooden awards, All-ACC First Team and All-ACC Defensive Team
Coached Durand Scott - ACC Defensive Player of the Year, ACC Tournament
First Team, All-ACC Third Team
Coached George Evans, who was a three-time CAA Player of the Year, the CAA
Rookie of the Year, a three-time CAA Defensive Player of the Year and on
the CAA All-Defensive Team three times.
Two AP All-America (honorable mention) players
Nine CAA All-Defensive Team selections
Eight CAA All-Rookie Team selections
Three Dean Ehlers Award winners - given to the CAA player who best meets
the criteria of academic achievement, leadership and community service.
12 All-MAC Conference selections
Coached Antonio Daniels - MAC Player of the Year and MAC Freshman of the Year
Two MAC Freshman of the Year selections
Four MAC All-Freshman Team selections

LARRAÑAGA YEAR-BY-YEAR

| Year | School | Overall W-L | Conference W-L | Finish | Post-Season |
|----------------|------------------------|----------------|----------------|--------|-------------|
| 1977-78 | American International | 14-13 | | | |
| 1978-79 | American International | 13-13 | | | |
| 1986-87 | Bowling Green | 15-14 | 10-6 | 3 | |
| 1987-88 | Bowling Green | 12-16 | 7-9 | t-5 | |
| 1988-89 | Bowling Green | 13-15 | 6-10 | t-6 | |
| 1989-90 | Bowling Green | 18-11 | 9-7 | t-3 | NIT 0-1 |
| 1990-91 | Bowling Green | 17-13 | 9-7 | t-4 | NIT 0-1 |
| 1991-92 | Bowling Green | 14-15 | 8-8 | 5 | |
| 1992-93 | Bowling Green | 11-16 | 8-10 | t-6 | |
| 1993-94 | Bowling Green | 18-10 | 12-6 | t-2 | |
| 1994-95 | Bowling Green | 16-11 | 10-8 | t-5 | |
| 1995-96 | Bowling Green | 14-13 | 9-9 | t-6 | |
| 1996-97 | Bowling Green | 22-10 | 13-5 | t-1 | NIT 0-1 |
| 1997-98 | George Mason | 9-18 | 6-10 | 6 | |
| 1998-99 | George Mason | 19-11 | 13-3 | 1 | NCAA 0-1 |
| 1999-00 | George Mason | 19-11 | 12-4 | t-1 | |
| 2000-01 | George Mason | 18-12 | 11-5 | 3 | NCAA 0-1 |
| 2001-02 | George Mason | 19-10 | 13-5 | 2 | NIT 0-1 |
| 2002-03 | George Mason | 16-12 | 11-7 | 4 | |
| 2003-04 | George Mason | 23-10 | 12-6 | 3 | NIT 2-1 |
| 2004-05 | George Mason | 16-13 | 10-8 | 6 | |
| 2005-06 | George Mason | 27-8 | 15-3 | t-1 | NCAA 4-1 |
| 2006-07 | George Mason | 18-15 | 9-9 | 5 | |
| 2007-08 | George Mason | 23-11 | 12-6 | 2 | NCAA 0-1 |
| 2008-09 | George Mason | 22-11 | 13-5 | 2 | NIT 0-1 |
| 2009-10 | George Mason | 17-15 | 12-6 | 4 | CIT 0-1 |
| 2010-11 | George Mason | 27-7 | 16-2 | 1 | NCAA 1-1 |
| 2011-12 | Miami | 20-13 | 9-7 | t-4 | NIT 1-1 |
| 2012-13 | Miami | 27-6 | 15-3 | 1 | NCAA |
| Overall | | 517-353 | 290-174 | | |

THE LAST TIME A ...

Player Scored 30 Points

Miami Durand Scott (32), vs. NC State, 3/16/13
 Opponent Ryan Kelly (36), at Duke, 3/2/13

Player Scored 35 Points

Miami Jack McClinton (35) vs. North Carolina, 3/15/09
 Opponent Ryan Kelly (36), at Duke, 3/2/13

Player Scored 40 Points

Miami Darius Rice (43) vs. Connecticut, 1/20/03
 Opponent Sean Singletary (41), Virginia, 3/1/08

Two Players Scored 20 Points

Miami Shane Larkin (28), Trey McKinney Jones (20) vs. North Carolina, 3/17/13
 Opponent Omari Grier (27), Raymond Taylor (20) FAU, 12/17/11

Three Players Scored 20 Points

Miami Dwayne Collins (23), Brian Asbury (21), Jack McClinton (20) vs. Virginia Tech, 1/25/09
 Opponent Travis Mays (40), Alvin Heggs (22), Lance Blanks (21), Texas, 2/22/89

Five Players Scored in Double Figures

Miami Durand Scott (18), Julian Gamble (16), Reggie Johnson (15), Shane Larkin (13), Kenny Kadji (13), at NC State, 2/2/13
 Opponent Jon Scheyer (27), DeMarcus Nelson (19), Kyle Singler (12), Greg Paulus (12), Lance Thomas (10) Duke, 2/20/08

Six Players Scored in Double Figures

Miami Durand Scott (17), Rion Brown (15), Reggie Johnson (11), Shane Larkin (11), Trey McKinney Jones (11), DeQuan Jones (11) vs. Appalachian State, 12/30/11

Player Grabbed 15 Rebounds

Miami Reggie Johnson (20) vs. Florida Atlantic, 3/16/11
 Opponent Gani Lawal (18), Georgia Tech, 2/10/10

Two Players Grabbed 10 Rebounds

Miami Kenny Kadji (12) and Reggie Johnson (11) vs. Stetson, 11/9/12
 Opponent Marcus Ginyard (12), John Henson (12), North Carolina, 3/2/10

Three Players Grabbed 10 Rebounds

Miami Mark Richardson (11), Eric Brown (10), Joe Wylie (10) vs. FIU, 3/6/89
 Opponent Matt Harpring (12), Dion Glover (10), Michael Maddox (10), Georgia Tech, 12/2/7/97

Player Had 10 Assists

Miami Durand Scott (10) vs. North Carolina Central, 11/14/09
 Opponent Kendall Marshall (10), North Carolina, 3/11/11

Player Had 10 Blocks

Miami Anthony King (10) vs. Florida Atlantic, 11/29/04
 Opponent Jarvis Varnado (10), Mississippi State, 12/13/07

Player Had a Double-Double

Miami Julian Gamble (11 pts, 10 rebs) vs. North Carolina, 3/17/13
 Opponent CJ Leslie (18 pts, 12 rebs) at NC State, 2/2/13

Player Had a Triple-Double

Miami Anthony King (11 pts, 10 reb, 13 blks) vs. Florida Atlantic, 11/29/04
 Opponent Brendan Haywood (18 pts, 14 reb, 10 blks), North Carolina, 12/4/00

Two Players Had Double-Doubles

Miami Reggie Johnson (22 pts, 11 rebs) & Kenny Kadji (12 pts, 12 rebs), vs. Stetson, 11/9/12
 Opponent Hasheem Thabeet (19 pts, 14 reb), A.J. Price (13 pts, 11 reb), Connecticut, 11/23/08

Team Scored 100 Points

Miami 108 vs. Nova Southeastern, 11/16/09
 Opponent 105, North Carolina, 1/31/07

Team Scored 50 Points in a Half

Miami 51, (2nd half) at Hawaii, 12/22/12
 Opponent 51 (2nd half), UCF, 12/18/10

Team Shot 50 Percent in Both Halves

Miami .739 (17-23) / .542 (13-24) at Florida State, 2/13/13
 Opponent .538 (14-26) / .500 (16-32) vs. Georgia Tech, 3/6/13

Team Shot 60 Percent in a Half

Miami .739 (17-23), first half, at Florida State, 2/13/13
 Opponent .650 (13-20), second half, at NC State, 2/2/13

Team Shot 70 Percent in a Half

.739 (17-23), first half at Florida State, 2/13/13

Team Shot 60 Percent in a Game

Miami .638 (30-47), at Florida State, 2/13/13
 Opponent .622 (23-37), Clemson, 12/21/08

Team Shot Less Than 30 Percent in a Game

Miami .291 (16-55), FGCU, 11/13/12
 Opponent .297 (22-74), Duke, 1/23/13

Miami 87, Stetson 79 Game 1 BankUnited Center 11/09/12

Table with columns: Player, fg, fga, ft, fta, of, de, tot, pf, tp, a, t, b, s, min. Rows include Stetson 0-1 and Miami 1-0.

TOTAL FG% 1st Half: 12-29 41.4% 2nd Half: 16-34 47.1% Game: 44.4%

Table with columns: Player, fg, fga, ft, fta, of, de, tot, pf, tp, a, t, b, s, min. Rows include Miami 1-0.

TOTAL FG% 1st Half: 11-28 39.3% 2nd Half: 21-33 63.6% Game: 52.5%

Officials: Jerry Heater, JB Caldwell, Brian Shey Technical fouls: Stetson-None. University of Miami-None. Attendance: 3160

FGCU 63, Miami 51 Game 2 Alico Arena 11/13/12

Table with columns: Player, fg, fga, ft, fta, of, de, tot, pf, tp, a, t, b, s, min. Rows include Miami 1-1.

TOTAL FG% 1st Half: 8-30 26.7% 2nd Half: 8-25 32.0% Game: 29.1%

Table with columns: Player, fg, fga, ft, fta, of, de, tot, pf, tp, a, t, b, s, min. Rows include FGCU 1-1.

TOTAL FG% 1st Half: 14-26 53.8% 2nd Half: 11-25 44.0% Game: 49.0%

Officials: Brian Shey, Frank Raposo and Jerry Heater Technical fouls: University of Miami-None. Florida Gulf Coast-None. Attendance: 4552

Miami 73, Jacksonville 57 Game 3 BankUnited Center 11/16/12

Table with columns: Player, fg, fga, ft, fta, of, de, tot, pf, tp, a, t, b, s, min. Rows include Jacksonville.

TOTAL FG% 1st Half: 8-23 34.8% 2nd Half: 12-27 44.4% Game: 40.0%

Table with columns: Player, fg, fga, ft, fta, of, de, tot, pf, tp, a, t, b, s, min. Rows include Miami.

TOTAL FG% 1st Half: 8-15 53.3% 2nd Half: 15-24 62.5% Game: 59.0%

Officials: Patrick Adams, Doug Sirmons, Ron Grover Attendance: 3135

Miami 77, Detroit 62 Game 4 BankUnited Center 11/24/12

Table with columns: Player, fg, fga, ft, fta, of, de, tot, pf, tp, a, t, b, s, min. Rows include DETROIT 2-2.

TOTAL FG% 1st Half: 11-32 34.4% 2nd Half: 10-27 37.0% Game: 35.6%

Table with columns: Player, fg, fga, ft, fta, of, de, tot, pf, tp, a, t, b, s, min. Rows include Miami 3-1.

TOTAL FG% 1st Half: 14-27 51.9% 2nd Half: 14-27 51.9% Game: 51.9%

Officials: Mike Eades, Ray Natili, Earl Walton Technical fouls: DETROIT-None. University of Miami-None. Attendance: 2946

Miami 67, #13/14 Michigan State 59 Game 5 BankUnited Center 11/28/12

Table with columns: Player, fg, fga, ft, fta, of, de, tot, pf, tp, a, t, b, s, min. Rows include Michigan State 5-2.

TOTAL FG% 1st Half: 13-29 44.8% 2nd Half: 11-30 36.7% Game: 40.7%

Table with columns: Player, fg, fga, ft, fta, of, de, tot, pf, tp, a, t, b, s, min. Rows include Miami 4-1.

TOTAL FG% 1st Half: 11-24 45.8% 2nd Half: 10-20 50.0% Game: 47.7%

Officials: Roger Ayers, Les Jones, Ed Corbett Technical fouls: Michigan State-None. University of Miami-None. Attendance: 5791

Miami 75, UMass 62 Game 6 Mullins Center 12/01/12

Table with columns: Player, fg, fga, ft, fta, of, de, tot, pf, tp, a, t, b, s, min. Rows include Miami 5-1.

TOTAL FG% 1st Half: 11-27 40.7% 2nd Half: 14-25 56.0% Game: 48.1%

Table with columns: Player, fg, fga, ft, fta, of, de, tot, pf, tp, a, t, b, s, min. Rows include Massachusetts 3-3.

TOTAL FG% 1st Half: 9-35 25.7% 2nd Half: 9-28 32.1% Game: 28.6%

Officials: Sean Hull, Tim Kelly, Chuck Jones Technical fouls: University of Miami-None. Massachusetts-None. Attendance: 7004

Miami 62, Georgia Tech 49 Game 13
1/5/13 McCamish Pavilion

Table with 14 columns: Player, fg, fga, fg%, 3-pt, 3-pfga, 3-pt%, ft, fta, ft%, of, de, tot, pf, tp, a, t, o, b, s, min. Includes totals and FG%, 3-Pt. FG%, FT Throw % for 1st and 2nd halves and game.

Table with 14 columns: Player, fg, fga, fg%, 3-pt, 3-pfga, 3-pt%, ft, fta, ft%, of, de, tot, pf, tp, a, t, o, b, s, min. Includes totals and FG%, 3-Pt. FG%, FT Throw % for 1st and 2nd halves and game.

Officials: Roger Ayers, Mike Eades, Doug Shows
Technical fouls: University of Miami-None. Georgia Tech-None.
Attendance: 7614

Score by Periods table with columns: Periods (1st, 2nd, Total), University of Miami, Georgia Tech.

Points in the paint-UM 28,GT 16. Points off turnovers-UM 12,GT 10.
2nd chance points-UM 8,GT 8. Fast break points-UM 11,GT 7.
Bench points-UM 26,GT 19. Score tied-4 times. Lead changed-4 times.
Last FG-UM 2nd-04:40, GT 2nd-01:32.
Largest lead-UM by 23 2nd-08:07, GT by 3 1st-16:05.

Miami 68, UNC 59 Game 14
1/11/13 Smith Center

Table with 14 columns: Player, fg, fga, fg%, 3-pt, 3-pfga, 3-pt%, ft, fta, ft%, of, de, tot, pf, tp, a, t, o, b, s, min. Includes totals and FG%, 3-Pt. FG%, FT Throw % for 1st and 2nd halves and game.

Table with 14 columns: Player, fg, fga, fg%, 3-pt, 3-pfga, 3-pt%, ft, fta, ft%, of, de, tot, pf, tp, a, t, o, b, s, min. Includes totals and FG%, 3-Pt. FG%, FT Throw % for 1st and 2nd halves and game.

Officials: Les Jones, Michael Stephens, Joe Lindsay
Technical fouls: University of Miami-None. North Carolina-None.
Attendance: 20516

Score by Periods table with columns: Periods (1st, 2nd, Total), University of Miami, North Carolina.

Points in the paint-UM 22,NC 26. Points off turnovers-UM 14,NC 6.
2nd chance points-UM 11,NC 14. Fast break points-UM 2,NC 4.
Bench points-UM 9,NC 23. Score tied-7 times. Lead changed-11 times.
Last FG-UM 2nd-03:05, NC 2nd-00:48.
Largest lead-UM by 9 2nd-03:05, NC by 6 1st-03:09.

Miami 54, Maryland 47 Game 15
1/13/13 BankUnited Center

Table with 14 columns: Player, fg, fga, fg%, 3-pt, 3-pfga, 3-pt%, ft, fta, ft%, of, de, tot, pf, tp, a, t, o, b, s, min. Includes totals and FG%, 3-Pt. FG%, FT Throw % for 1st and 2nd halves and game.

Table with 14 columns: Player, fg, fga, fg%, 3-pt, 3-pfga, 3-pt%, ft, fta, ft%, of, de, tot, pf, tp, a, t, o, b, s, min. Includes totals and FG%, 3-Pt. FG%, FT Throw % for 1st and 2nd halves and game.

Officials: James Luckie, John Cahil, Tony Greene
Technical fouls: Maryland-None. University of Miami-None.
Attendance: 5809

Score by Periods table with columns: Periods (1st, 2nd, Total), Maryland, University of Miami.

Points in the paint-MD 30,UM 24. Points off turnovers-MD 2,UM 9.
2nd chance points-MD 8,UM 8. Fast break points-MD 4,UM 4.
Bench points-MD 6,UM 4. Score tied-1 time. Lead changed-1 time.
Last FG-MD 2nd-00:07, UM 2nd-00:13.
Largest lead-MD by 1 1st-18:27, UM by 10 2nd-05:22.

Miami 60, Boston College 59 Game 16
1/16/13 Conte Forum

Table with 14 columns: Player, fg, fga, fg%, 3-pt, 3-pfga, 3-pt%, ft, fta, ft%, of, de, tot, pf, tp, a, t, o, b, s, min. Includes totals and FG%, 3-Pt. FG%, FT Throw % for 1st and 2nd halves and game.

Table with 14 columns: Player, fg, fga, fg%, 3-pt, 3-pfga, 3-pt%, ft, fta, ft%, of, de, tot, pf, tp, a, t, o, b, s, min. Includes totals and FG%, 3-Pt. FG%, FT Throw % for 1st and 2nd halves and game.

Officials: Karl Hess, Bryan Kersey, Tim Nestor
Technical fouls: University of Miami-None. Boston College-None.
Attendance: 3624

Score by Periods table with columns: Periods (1st, 2nd, Total), University of Miami, Boston College.

Points in the paint-UM 26,BC 18. Points off turnovers-UM 10,BC 7.
2nd chance points-UM 11,BC 8. Fast break points-UM 0,BC 0.
Bench points-UM 7,BC 4. Score tied-8 times. Lead changed-10 times.
Last FG-UM 2nd-01:34, BC 2nd-02:30.
Largest lead-UM by 5 2nd-15:02, BC by 7 2nd-07:07.

#25 Miami 90, #1 Duke 63 Game 17
1/23/13 BankUnited Center

Table with 14 columns: Player, fg, fga, fg%, 3-pt, 3-pfga, 3-pt%, ft, fta, ft%, of, de, tot, pf, tp, a, t, o, b, s, min. Includes totals and FG%, 3-Pt. FG%, FT Throw % for 1st and 2nd halves and game.

Table with 14 columns: Player, fg, fga, fg%, 3-pt, 3-pfga, 3-pt%, ft, fta, ft%, of, de, tot, pf, tp, a, t, o, b, s, min. Includes totals and FG%, 3-Pt. FG%, FT Throw % for 1st and 2nd halves and game.

Officials: Karl Hess, Ray Natili, Sean Hull
Technical fouls: Duke-None. Miami-None.
Attendance: 7972

Score by Periods table with columns: Periods (1st, 2nd, Total), Duke, Miami.

Points in the paint-DU 36,UM 38. Points off turnovers-DU 16,UM 12.
2nd chance points-DU 10,UM 10. Fast break points-DU 0,UM 4.
Bench points-DU 14,UM 10. Score tied-1 time. Lead changed-3 times.
Last FG-DU 2nd-00:28, UM 2nd-01:40.
Largest lead-DU by 3 1st-19:47, UM by 34 2nd-01:40.

#25 Miami 71, Florida State 47 Game 18
1/27/13 BankUnited Center

Table with 14 columns: Player, fg, fga, fg%, 3-pt, 3-pfga, 3-pt%, ft, fta, ft%, of, de, tot, pf, tp, a, t, o, b, s, min. Includes totals and FG%, 3-Pt. FG%, FT Throw % for 1st and 2nd halves and game.

Table with 14 columns: Player, fg, fga, fg%, 3-pt, 3-pfga, 3-pt%, ft, fta, ft%, of, de, tot, pf, tp, a, t, o, b, s, min. Includes totals and FG%, 3-Pt. FG%, FT Throw % for 1st and 2nd halves and game.

Officials: Joe Lindsay, Tim Kelly, Mike Stuart
Technical fouls: Florida State-None. Miami-None.
Attendance: 7972

Score by Periods table with columns: Periods (1st, 2nd, Total), Florida State, Miami.

Points in the paint-FS 18,UM 34. Points off turnovers-FS 5,UM 11.
2nd chance points-FS 2,UM 15. Fast break points-FS 9,UM 4.
Bench points-FS 28,UM 19. Score tied-0 times. Lead changed-0 times.
Last FG-FS 2nd-01:50, UM 2nd-00:19.
Largest lead-FS None, UM by 24 2nd-00:19.

#14/15 Miami 73, Va. Tech 64 1/30/13

Game 19 Cassell Stadium

Summary statistics for game 19, including player performance metrics like points, rebounds, and assists.

TOTAL FG% 1st Half: 13-28 46.4% 2nd Half: 13-26 50.0% Game: 48.1%
3-Pt. FG% 1st Half: 3-11 27.3% 2nd Half: 6-13 46.2% Game: 37.5%
FThrow % 1st Half: 0-1 0.0% 2nd Half: 12-15 80.0% Game: 75.0%

Virginia Tech 11-9, 2-5

Summary statistics for game 19, including player performance metrics like points, rebounds, and assists.

TOTAL FG% 1st Half: 13-24 54.2% 2nd Half: 11-29 37.9% Game: 45.3%
3-Pt. FG% 1st Half: 5-10 50.0% 2nd Half: 5-10 50.0% Game: 50.0%
FThrow % 1st Half: 1-5 20.0% 2nd Half: 5-6 83.3% Game: 54.5%

Officials: Karl Hess, Bryan Kersey, Brian Dorsey
Technical fouls: University of Miami-None. Virginia Tech-None.
Attendance: 5436

Score by Periods table showing points scored in each quarter.

Points in the paint-UM 26, VT 16. Points off turnovers-UM 16, VT 12.
2nd chance points-UM 8, VT 6. Fast break points-UM 4, VT 12.
Bench points-UM 11, VT 18. Score tied-3 times. Lead changed-8 times.

#8/11 Miami 87, North Carolina 61 2/9/13 BankUnited Center

Summary statistics for game 22, including player performance metrics like points, rebounds, and assists.

TOTAL FG% 1st Half: 11-30 36.7% 2nd Half: 14-35 40.0% Game: 38.5%
3-Pt. FG% 1st Half: 5-13 38.5% 2nd Half: 1-7 14.3% Game: 30.0%
FThrow % 1st Half: 0-0 0.0% 2nd Half: 5-6 83.3% Game: 83.3%

Miami 19-3 (10-0 ACC)

Summary statistics for game 22, including player performance metrics like points, rebounds, and assists.

TOTAL FG% 1st Half: 17-30 56.7% 2nd Half: 14-27 51.9% Game: 54.4%
3-Pt. FG% 1st Half: 10-16 62.5% 2nd Half: 5-10 50.0% Game: 57.7%
FThrow % 1st Half: 0-0 0.0% 2nd Half: 10-12 83.3% Game: 83.3%

Officials: James Luckie, Tim Nestor, Gary Maxwell
Technical fouls: North Carolina-None. Miami-Julian Gamble.
Attendance: 7972

Points in the paint-NC 18, UM 22. Points off turnovers-NC 9, UM 16.
2nd chance points-NC 13, UM 12. Fast break points-NC 7, UM 6.
Bench points-NC 35, UM 21. Score tied-0 times. Lead changed-0 times.
Last FG-NC 2nd-00:33, UM 2nd-00:17.
Largest lead-NC None, UM by 28 2nd-01:16.

#14/15 Miami 79, #19 NC State 78 2/2/13 PNC Arena

Summary statistics for game 20, including player performance metrics like points, rebounds, and assists.

TOTAL FG% 1st Half: 14-32 43.8% 2nd Half: 16-29 55.2% Game: 49.2%
3-Pt. FG% 1st Half: 1-13 7.7% 2nd Half: 2-8 25.0% Game: 14.3%
FThrow % 1st Half: 5-6 83.3% 2nd Half: 11-17 64.7% Game: 69.6%

NC State 16-6 (5-4 ACC)

Summary statistics for game 20, including player performance metrics like points, rebounds, and assists.

TOTAL FG% 1st Half: 15-32 46.9% 2nd Half: 13-20 65.0% Game: 53.8%
3-Pt. FG% 1st Half: 1-6 16.7% 2nd Half: 3-3 100% Game: 44.4%
FThrow % 1st Half: 9-11 81.8% 2nd Half: 9-10 90.0% Game: 85.7%

Officials: James Luckie, Tim Kelly, Bernard Clinton
Technical fouls: University of Miami-Reggie Johnson. NC State-None.
Attendance: 19557

Score by Periods table showing points scored in each quarter.

Points in the paint-UM 50, ST 44. Points off turnovers-UM 22, ST 8.
2nd chance points-UM 16, ST 8. Fast break points-UM 15, ST 17.
Bench points-UM 15, ST 34. Score tied-1 time. Lead changed-4 times.
Last FG-UM 2nd-00:00, ST 2nd-03:10.
Largest lead-UM by 9 1st-13:45, ST by 10 2nd-13:53.

#3/4 Miami 74, Florida State 68 2/13/13 Tucker Center

Summary statistics for game 23, including player performance metrics like points, rebounds, and assists.

TOTAL FG% 1st Half: 17-23 73.9% 2nd Half: 13-24 54.2% Game: 63.8%
3-Pt. FG% 1st Half: 0-1 0.0% 2nd Half: 3-7 42.9% Game: 37.5%
FThrow % 1st Half: 4-5 80.0% 2nd Half: 7-14 50.0% Game: 57.9%

FSU 13-11 (5-6 ACC)

Summary statistics for game 23, including player performance metrics like points, rebounds, and assists.

TOTAL FG% 1st Half: 10-24 41.7% 2nd Half: 14-28 50.0% Game: 46.2%
3-Pt. FG% 1st Half: 2-7 28.6% 2nd Half: 2-8 25.0% Game: 26.7%
FThrow % 1st Half: 8-11 72.7% 2nd Half: 8-10 80.0% Game: 76.2%

Officials: Les Jones, Brian Dorsey, Tim Kelly
Technical fouls: University of Miami-None. Florida State-None.
Attendance: 9007

Points in the paint-UM 36, FS 30. Points off turnovers-UM 21, FS 21.
2nd chance points-UM 4, FS 13. Fast break points-UM 10, FS 6.
Bench points-UM 20, FS 27. Score tied-3 times. Lead changed-1 time.
Last FG-UM 2nd-00:02, FS 2nd-00:04.
Largest lead-UM by 12 2nd-13:05, FS by 11 1st-14:57.

#8/11 Miami 72, Boston College 50 2/5/13 BankUnited Center

Summary statistics for game 21, including player performance metrics like points, rebounds, and assists.

TOTAL FG% 1st Half: 8-21 38.1% 2nd Half: 12-33 36.4% Game: 37.0%
3-Pt. FG% 1st Half: 4-11 36.4% 2nd Half: 1-12 8.3% Game: 21.7%
FThrow % 1st Half: 3-6 50.0% 2nd Half: 2-4 50.0% Game: 50.0%

Miami 18-3, 9-0 ACC

Summary statistics for game 21, including player performance metrics like points, rebounds, and assists.

TOTAL FG% 1st Half: 15-34 44.1% 2nd Half: 12-23 52.2% Game: 47.4%
3-Pt. FG% 1st Half: 3-11 27.3% 2nd Half: 8-11 72.7% Game: 50.0%
FThrow % 1st Half: 0-2 0.0% 2nd Half: 7-12 58.3% Game: 50.0%

Officials: Karl Hess, Mike Eades, Ray Natili
Technical fouls: Boston College-None. University of Miami-None.
Attendance: 5149

Score by Periods table showing points scored in each quarter.

Points in the paint-BC 16, UM 26. Points off turnovers-BC 16, UM 9.
2nd chance points-BC 8, UM 11. Fast break points-BC 0, UM 5.
Bench points-BC 6, UM 28. Score tied-1 time. Lead changed-0 times.
Last FG-BC 2nd-00:14, UM 2nd-02:17.
Largest lead-BC None, UM by 28 2nd-01:34.

#3/4 Miami at Clemson 2/17/13 Littlejohn Coliseum

Summary statistics for game 24, including player performance metrics like points, rebounds, and assists.

TOTAL FG% 1st Half: 7-27 25.9% 2nd Half: 11-25 44.0% Game: 34.6%
3-Pt. FG% 1st Half: 1-10 10.0% 2nd Half: 3-9 33.3% Game: 15.8%
FThrow % 1st Half: 3-3 100% 2nd Half: 3-4 75.0% Game: 85.7%

Clemson 13-12, 5-8 ACC

Summary statistics for game 24, including player performance metrics like points, rebounds, and assists.

TOTAL FG% 1st Half: 7-30 23.3% 2nd Half: 10-26 38.5% Game: 30.4%
3-Pt. FG% 1st Half: 1-11 9.1% 2nd Half: 3-6 50.0% Game: 23.5%
FThrow % 1st Half: 1-2 50.0% 2nd Half: 4-11 36.4% Game: 38.5%

Officials: Karl Hess, Tim Nestor, John Cahill
Technical fouls: University of Miami-None. Clemson-None.
Attendance: 8998

Points in the paint-UM 24, CU 16. Points off turnovers-UM 4, CU 11.
2nd chance points-UM 8, CU 5. Fast break points-UM 2, CU 10.
Bench points-UM 9, CU 3. Score tied-8 times. Lead changed-13 times.
Last FG-UM 2nd-00:36, CU 2nd-02:00.
Largest lead-UM by 6 1st-11:39, CU by 5 2nd-18:06.

#2/2 Miami 54, Virginia 50 Game 25 BankUnited Center 2/19/13

Virginia 18-8 (8-5 ACC) tot-fg 3-pt rebounds # Player fg fga fg fga ft fta of de tot pf tp a to b s min

Miami 22-3 (13-0 ACC) tot-fg 3-pt rebounds # Player fg fga fg fga ft fta of de tot pf tp a to b s min

Officials: Ray Natili, Doug Simmons, Raymond Stayons Technical fouls: Virginia-None. University of Miami-None. Attendance: 7972

Score by Periods 1st 2nd Total Virginia 22 28 50 University of Miami 24 30 54

No. 3 Duke 79, #5 Miami 76 Game 28 3/2/13 Cameron Indoor Stadium

Miami 23-5, 14-2 tot-fg 3-pt rebounds # Player fg fga fg fga ft fta of de tot pf tp a to b s min

Duke 25-4, 12-4 tot-fg 3-pt rebounds # Player fg fga fg fga ft fta of de tot pf tp a to b s min

Officials: Bryan Kersey, Jamie Luckie, Raymond Styons Technical fouls: University of Miami-None. Duke-None. Attendance: 9314

Wake Forest 80, #2/2 Miami 65 Game 26 2/23/13 Lawrence Joel Coliseum

Miami 22-4, 13-1 ACC tot-fg 3-pt rebounds # Player fg fga fg fga ft fta of de tot pf tp a to b s min

Wake Forest 12-14, 5-9 tot-fg 3-pt rebounds # Player fg fga fg fga ft fta of de tot pf tp a to b s min

Officials: Roger Ayers, Brian O'Connell, Joe Lindsay Technical fouls: University of Miami-None. Wake Forest-None. Attendance: 12037

Score by Periods 1st 2nd Total University of Miami 29 36 65 Wake Forest 42 38 80

Georgia Tech 71, #6/7 Miami 69 Game 29 3/6/13 BankUnited Center

GT 16-13, 6-11 tot-fg 3-pt rebounds # Player fg fga fg fga ft fta of de tot pf tp a to b s min

Miami 23-6, 14-3 tot-fg 3-pt rebounds # Player fg fga fg fga ft fta of de tot pf tp a to b s min

Officials: Karl Hess, Bernard Clinton, Brian Dorsey Technical fouls: Georgia Tech-None. Miami-None. Attendance: 7394

#5/7 Miami 76, Virginia Tech 58 Game 27 2/27/13 BankUnited Center

Va. Tech 12-16 (3-12) tot-fg 3-pt rebounds # Player fg fga fg fga ft fta of de tot pf tp a to b s min

Miami 23-4 (14-1) tot-fg 3-pt rebounds # Player fg fga fg fga ft fta of de tot pf tp a to b s min

Officials: Bryan Kersey, Doug Simmons, Sean Hull Technical fouls: Virginia Tech-None. Miami-None. Attendance: 7434

Score by Periods 1st 2nd Total Virginia Tech 19 39 58 Miami 38 38 76

#6/7 Miami 62, Clemson 49 Game 30 3/9/13 BankUnited Center

Clemson (13-17,5-13) tot-fg 3-pt rebounds # Player fg fga fg fga ft fta of de tot pf tp a to b s min

Miami (24-6,15-3) tot-fg 3-pt rebounds # Player fg fga fg fga ft fta of de tot pf tp a to b s min

Officials: Mike Eades, Raymond Styons, Tim Kelly Technical fouls: Clemson-None. Miami-None. Attendance: 7972

POINTS SCORED, GAME

| | |
|---------------------------------------|----|
| Rick Barry vs. Rollins, 1965 | 59 |
| Rick Barry vs. Tampa, 1965 | 55 |
| Rick Barry vs. Florida Southern, 1965 | 54 |
| Rick Barry vs. Jacksonville, 1964 | 52 |
| Rick Barry vs. Tampa, 1965 | 51 |

POINTS SCORED, SEASON

| | |
|---------------------------|-----|
| Rick Barry, 1964-65 (26) | 973 |
| Rick Barry, 1963-64 (27) | 870 |
| Eric Brown, 1988-89 (31) | 765 |
| Don Curnutt, 1969-70 (25) | 709 |
| Don Curnutt, 1968-69 (24) | 662 |

SCORING AVERAGE, SEASON

| | |
|---------------------------|------|
| Rick Barry, 1964-65 (26) | 37.4 |
| Rick Barry, 1963-64 (27) | 32.1 |
| Don Curnutt, 1969-70 (25) | 28.4 |
| Don Curnutt, 1968-69 (24) | 27.6 |
| Eric Brown, 1988-89 (31) | 24.7 |

POINTS SCORED (FG-FT), CAREER

| | |
|--|--------------|
| Rick Barry, 1962-65 (816-666) | 2,298 |
| Eric Brown, 1985-89 (805-633) | 2,270 |
| Don Curnutt, 1967-70 (813-380) | 2,006 |
| Darius Rice, 2000-04 (631-343) | 1,865 |
| Robert Hite, 2002-06 (622-245) | 1,717 |
| Tim James, 1995-99 (681-331) | 1,713 |
| Jack McClinton, 2006-09 (542-332) | 1,702 |
| Durand Scott, 2009-13 (569-383) | 1,613 |

FIELD GOALS MADE, GAME

| | |
|--------------------------------------|----|
| Rick Barry vs. Houston, 1965 | 21 |
| Rick Barry vs. Rollins, 1965 | 20 |
| Rick Barry vs. Rollins, 1965 | 20 |
| Mike McCoy vs. Rollins, 1963 | 20 |
| Rick Barry vs. Oklahoma City, 1965 | 19 |
| Mike Wittman vs. Oklahoma City, 1965 | 19 |
| Rick Barry vs. Rollins, 1964 | 19 |
| Rick Barry vs. Jacksonville, 1964 | 19 |

FIELD GOALS MADE, SEASON

| | |
|---------------------------|-----|
| Rick Barry, 1964-65 (26) | 340 |
| Rick Barry, 1963-64 (27) | 314 |
| Don Curnutt, 1969-70 (25) | 283 |
| Don Curnutt, 1967-68 (28) | 268 |
| Don Curnutt, 1968-69 (24) | 262 |

FIELD GOALS MADE, CAREER

| | |
|------------------------------|------------|
| Rick Barry, 1962-65 | 816 |
| Don Curnutt, 1967-70 | 813 |
| Eric Brown, 1985-89 | 805 |
| Dennis Burns, 1985-89 | 690 |
| Tim James, 1995-99 | 681 |
| Darius Rice, 2000-04 | 631 |
| Robert Hite, 2002-06 | 622 |
| Durand Scott, 2009-13 | 569 |

FIELD GOALS ATTEMPTS, GAME

| | |
|---|----|
| (Since 1985-86) | |
| Johnny Hemsley vs. North Carolina, 1999 | 30 |
| Darius Rice vs. Connecticut, 2003 | 27 |
| Jack McClinton at Boston College, 2008 | 26 |
| Joe Wylie vs. George Mason, 1990 | 26 |
| Jack McClinton vs. North Carolina, 2009 | 25 |
| Steve Rich vs. St. John's, 1996 | 25 |
| Dennis Burns vs. Dayton, 1988 | 25 |

FIELD GOALS ATTEMPTS, SEASON

| | |
|---------------------------|-----|
| Rick Barry, 1964-65 (26) | 651 |
| Don Curnutt, 1969-70 (25) | 644 |
| Don Curnutt, 1968-69 (24) | 613 |
| Rick Barry, 1963-64 (27) | 572 |
| Don Curnutt, 1967-68 (28) | 559 |

FIELD GOAL ATTEMPTS, CAREER

| | |
|------------------------------|--------------|
| Don Curnutt, 1967-70 | 1,816 |
| Darius Rice, 2000-04 | 1,564 |
| Rick Barry, 1962-65 | 1,564 |
| Eric Brown, 1985-89 | 1,504 |
| Tim James, 1995-99 | 1,431 |
| Dennis Burns, 1985-89 | 1,409 |
| Robert Hite, 2002-06 | 1,406 |
| Dick Hickox, 1958-61 | 1,275 |
| Johnny Hemsley, 1996-00 | 1,283 |
| Jack McClinton, 2006-09 | 1,266 |
| Durand Scott, 2009-13 | 1,254 |

FIELD GOAL PERCENTAGE, GAME

| | |
|---|-------|
| (Since 1985-86) | |
| Raymond Hicks vs. NC A&T, 2008 (7-7) | 1.000 |
| Alex Fraser vs. Providence, 1997 (6-6) | 1.000 |
| Alex Fraser vs. Syracuse, 1996 (6-6) | 1.000 |
| Jamal Johnson vs. Florida A&M, 1993 (6-6) | 1.000 |

FIELD GOAL PERCENTAGE, SEASON

| | |
|-----------------------------------|------|
| (Minimum 200 Attempts) | |
| Mario Bland, 1997-98 (122-200) | .610 |
| Reggie Johnson, 2010-11 (165-279) | .591 |
| Mario Bland, 1998-99 (125-212) | .590 |
| Eric Brown, 1988-89 (255-437) | .584 |
| Elton Tyler, 2001-02 (149-257) | .580 |
| Eric Brown, 1987-88 (193-333) | .580 |

FIELD GOAL PERCENTAGE, CAREER

| | |
|----------------------------------|------|
| (Minimum 4 FGM Per Game Played) | |
| Eric Brown, 1985-89 (805-1504) | .535 |
| Rick Barry, 1962-65 (816-1564) | .522 |
| Donald Strong, 1970-71 (167-321) | .520 |
| Rusty Parker, 1965-68 (472-915) | .516 |
| Tito Horford, 1986-88 (313-613) | .511 |

3-POINT FIELD GOALS MADE, GAME

| | |
|---------------------------------------|---|
| Johnny Hemsley vs. Lafayette, 1999 | 9 |
| Samarr Logan vs. Boston College, 1990 | 8 |

3-POINT FIELD GOALS MADE, SEASON

| | |
|------------------------------|-----|
| Jack McClinton, 2008-09 (32) | 101 |
| Malcolm Grant, 2010-11 (36) | 94 |
| Jack McClinton, 2007-08 (32) | 94 |
| Adrian Thomas, 2010-11 (36) | 93 |
| Jack McClinton, 2006-07 (31) | 91 |

3-POINT FIELD GOALS MADE, CAREER

| | |
|---|-----|
| Jack McClinton, 2006-09 | 286 |
| Steven Edwards, 1992-96 | 265 |
| Darius Rice, 2000-04 | 260 |
| Robert Hite, 2002-06 | 228 |
| Malcolm Grant, 2009-12 | 223 |
| Note: 3-point FGs were adopted in 1986-87 | |

3-POINT FIELD GOALS ATTEMPTED, GAME

| | |
|--------------------------------------|----|
| Darius Rice vs. Virginia Tech, 2001 | 15 |
| Jack McClinton at Providence, 2009 | 14 |
| Jack McClinton at Georgia Tech, 2008 | 14 |
| Marcus Barnes vs. Connecticut, 2001 | 14 |

3-POINT FIELD GOALS ATTEMPTED, SEASON

| | |
|------------------------------|-----|
| Adrian Thomas, 2010-11 (36) | 239 |
| Marcus Barnes, 2001-02 (32) | 229 |
| Jack McClinton, 2008-09 (32) | 223 |
| Malcolm Grant, 2010-11 (36) | 222 |
| Jack McClinton, 2007-08 (32) | 220 |

3-POINT FIELD GOALS ATTEMPTED, CAREER

| | |
|-------------------------|-----|
| Steven Edwards, 1992-96 | 766 |
| Darius Rice, 2000-04 | 755 |
| Jack McClinton, 2006-09 | 650 |
| Robert Hite, 2002-05 | 593 |
| Malcolm Grant, 2009-12 | 576 |

3-POINT FIELD GOAL PERCENTAGE, GAME

| | |
|--|-------|
| (Minimum 4 Attempts) | |
| Malcolm Grant vs. NC State, 2011 (5-5) | 1.000 |
| Robert Hite vs. Va. Tech, 2004 (5-5) | 1.000 |
| Trevor Burton vs. Georgetown, 1993 (5-5) | 1.000 |
| Samarr Logan vs. Davidson, 1990 (5-5) | 1.000 |
| Levertis Williams vs. FIU, 1988 (5-5) | 1.000 |

3-POINT FIELD GOAL PERCENTAGE, SEASON

| | |
|-----------------------------------|------|
| (Minimum 30 Attempts) | |
| Thomas Hocker, 1989-90 (27-55) | .491 |
| James Jones, 2000-01 (41-87) | .471 |
| Samarr Logan, 1989-90 (40-86) | .465 |
| Guillermo Diaz, 2003-04 (34-76) | .461 |
| Jack McClinton, 2008-09 (101-223) | .453 |

3-POINT FIELD GOAL PERCENTAGE, CAREER

| | |
|-----------------------------------|------|
| (Minimum 75 Attempts) | |
| Jack McClinton, 2006-09 (286-650) | .440 |
| Thomas Hocker, 1987-90 (53-125) | .424 |
| Trevor Burton, 1989-93 (75-189) | .397 |
| Adrian Thomas, 2005-11 (204-521) | .392 |
| Malcolm Grant, 2009-12 (223-576) | .387 |

CONSECUTIVE GAMES WITH 3-POINT FIELD GOAL MADE, CAREER

| | |
|-------------------------|----|
| Malcolm Grant, 2011-12 | 35 |
| Jack McClinton, 2008-09 | 35 |
| Steven Edwards, 1994-95 | 32 |
| Jack McClinton, 2007-08 | 30 |
| Steven Edwards, 1993 | 26 |

FREE THROWS MADE, GAME

| | |
|--|----|
| Rick Barry vs. Florida Southern, 1965 | 22 |
| Ron Godfrey vs. Oklahoma City, 1960 | 22 |
| Rick Barry vs. Rollins, 1965 | 19 |
| Rick Barry vs. St. Joseph's (PA), 1964 | 19 |

FREE THROWS MADE, SEASON

| | |
|---------------------------|-----|
| Rick Barry, 1964-65 (26) | 293 |
| Eric Brown, 1988-89 (31) | 246 |
| Rick Barry, 1963-64 (27) | 242 |
| Eric Brown, 1987-88 (30) | 161 |
| Ron Godfrey, 1959-60 (27) | 159 |

FREE THROWS MADE, CAREER

| | |
|------------------------------|------------|
| Rick Barry, 1962-65 | 666 |
| Eric Brown, 1985-89 | 633 |
| Dick Hickox, 1958-61 | 409 |
| Eric Brown, 1985-89 | 387 |
| Durand Scott, 2009-13 | 383 |

FREE THROWS ATTEMPTED, GAME

| | |
|-------------------------------------|----|
| (Since 1985-86) | |
| Eric Brown vs. Brigham Young, 1989 | 19 |
| Durand Scott vs. UMass, 2011 | 18 |
| Eric Brown vs. Marquette, 1989 | 17 |
| Eric Brown vs. Tennessee Tech, 1989 | 17 |
| Eric Brown vs. Providence, 1987 | 17 |

FREE THROWS ATTEMPTED, SEASON

| | |
|----------------------------|-----|
| Rick Barry, 1964-65 (26) | 341 |
| Eric Brown, 1988-89 (31) | 310 |
| Rick Barry, 1963-64 (27) | 287 |
| Eric Brown, 1987-88 (30) | 229 |
| Willie Allen, 1970-71 (25) | 227 |

FREE THROWS ATTEMPTED, CAREER

| | |
|------------------------------|------------|
| Eric Brown, 1985-89 | 840 |
| Rick Barry, 1962-65 | 786 |
| Willie Allen, 1968-71 | 553 |
| Tim James, 1995-99 | 514 |
| Dick Hickox, 1958-61 | 512 |
| Durand Scott, 2009-13 | 497 |

FREE THROW PERCENTAGE, GAME

| | |
|---|-------|
| (Since 1985-86) | |
| Jack McClinton vs. NC State, 2009 (16-16) | 1.000 |
| Jack McClinton vs. St. Mary's, 2008 (11-11) | 1.000 |
| Durand Scott vs. FAU, 2011 (10-10) | 1.000 |
| Lance Hurdle vs. Boston Co., 2008 (10-10) | 1.000 |
| Jack McClinton vs. Georgia Tech, 2006 (10-10) | 1.000 |
| Guillermo Diaz vs. Virginia, 2005 (10-10) | 1.000 |
| Robert Hite vs. Rutgers, 2004 (10-10) | 1.000 |
| Johnny Hemsley vs. Georgia St., 1997 (10-10) | 1.000 |
| Kevin Norris vs. Buffalo, 1996 (10-10) | 1.000 |
| Steve Edwards vs. Villanova, 1993 (10-10) | 1.000 |
| Joe Wylie vs. West Virginia, 1991 (10-10) | 1.000 |
| Lemuel Howard vs. Duquesne, 1988 (10-10) | 1.000 |

FREE THROW PERCENTAGE, SEASON

| | |
|-----------------------------------|------|
| (Minimum 50 Attempts) | |
| Jack McClinton, 2007-08 (114-124) | .919 |
| James Dews, 2007-08 (49-54) | .907 |
| Jack McClinton, 2006-07 (102-114) | .895 |
| Jack McClinton, 2008-09 (116-131) | .885 |
| Dod Hammond, 1959-60 (64-73) | .877 |

FREE THROW PERCENTAGE, CAREER

| | |
|-----------------------------------|------|
| (Minimum 2 FTM Per Game Played) | |
| Jack McClinton, 2006-09 (332-369) | .900 |
| Dod Hammond, 1959-60 (64-73) | .877 |
| Lance Hurdle, 2007-08 (96-111) | .865 |
| Robert Hite, 2002-06 (245-289) | .848 |
| Rick Barry, 1962-65 (665-786) | .846 |

REBOUNDS, GAME

| | |
|--|----|
| Rick Barry vs. Oklahoma City, 1965 | 29 |
| Wayne Canaday vs. Bucknell, 1969 | 28 |
| Rick Barry vs. Rollins, 1965 | 27 |
| Harry Manushaw vs. Florida State, 1959 | 27 |
| Harry Manushaw vs. Morehead St., 1959 | 26 |

REBOUNDS, SEASON

| | |
|-------------------------------------|------------|
| Rick Barry, 1964-65 (26) | 475 |
| Rick Barry, 1963-64 (27) | 448 |
| Harry Manushaw, 1958-59 (25) | 372 |
| Rick Barry, 1962-63 (24) | 351 |
| Mike McCoy, 1962-63 (28) | 350 |
| Reggie Johnson, 2010-11 (36) | 347 |

REBOUNDS, CAREER

| | |
|--------------------------------|------------|
| Rick Barry, 1962-65 | 1,274 |
| Willie Allen, 1968-71 | 916 |
| Harry Manushaw, 1958-61 | 914 |
| Mike McCoy, 1960-63 | 857 |
| Tim James, 1995-99 | 856 |
| Eric Brown, 1985-89 | 855 |
| Reggie Johnson, 2009-13 | 827 |

ASSISTS, GAME

| | |
|---|----|
| Michael Gardner vs. Pittsburgh, 1993 | 14 |
| John Salmons vs. Notre Dame, 2002 | 13 |
| Bryan Hughes vs. The Citadel, 1985 | 13 |
| Vernon Jennings vs. Bethune-Cookman, 2000 | 12 |
| Vernon Jennings vs. Pittsburgh, 1999 | 12 |
| Thomas Hocker vs. Florida State, 1990 | 12 |
| Thomas Hocker vs. Tulane, 1990 | 12 |

ASSISTS, SEASON

| | |
|-----------------------------------|------------|
| Vernon Jennings, 1999-00 (32) | 218 |
| John Salmons, 2001-02 (32) | 195 |
| Vernon Jennings, 1998-99 (30) | 167 |
| Michael Gardner, 1992-93 (27) | 154 |
| Shane Larkin, 2012-13 (33) | 146 |

ASSISTS, CAREER*

| | |
|------------------------------|------------|
| Vernon Jennings, 1996-00 | 520 |
| Kevin Norris, 1994-98 | 493 |
| John Salmons, 1998-02 | 429 |
| Kevin Presto, 1985-89 | 412 |
| Durand Scott, 2009-13 | 395 |

STEALS, GAME

| | |
|---|---|
| Jerome Scott vs. FIU, 1991 | 9 |
| Vernon Jennings vs. West Virginia, 2000 | 7 |
| 15 occasions | 6 |

STEALS, SEASON

| | |
|-----------------------------------|-----------|
| Jerome Scott, 1991-92 (32) | 77 |
| Vernon Jennings, 1999-2000 (32) | 75 |
| Jerome Scott, 1990-91 (28) | 70 |
| Shane Larkin, 2012-13 (33) | 66 |
| Robert Hite, 2003-04 (30) | 61 |
| Vernon Jennings, 1998-99 (30) | 60 |
| John Salmons, 2001-02 (32) | 57 |
| John Salmons, 2000-01 (29) | 57 |
| Steven Edwards, 1992-93 (27) | 56 |
| Michael Gardner, 1992-93 (27) | 52 |
| Shane Larkin, 2011-12 (32) | 50 |
| Robert Hite, 2005-06 (34) | 50 |
| John Salmons, 1999-2000 (34) | 50 |

STEALS, CAREER*

| | |
|------------------------------|------------|
| Kevin Norris, 1994-98 | 208 |
| Vernon Jennings, 1996-00 | 199 |
| John Salmons, 1998-02 | 192 |
| Robert Hite, 2002-06 | 187 |
| Jerome Scott, 1988-92 | 187 |
| Jake Morton, 1988-93 | 167 |
| Durand Scott, 2009-13 | 163 |
| Kevin Presto, 1985-89 | 154 |
| Mike Simmons, 1998-03 | 141 |
| Steven Edwards, 1992-96 | 138 |
| James Jones, 1999-03 | 137 |
| Dennis Burns, 1985-89 | 136 |
| Darius Rice, 2000-04 | 129 |
| Tim James, 1995-99 | 127 |
| Guillermo Diaz, 2003-06 | 123 |
| Eric Brown, 1985-89 | 122 |

BLOCKED SHOTS, GAME

| | |
|--|----|
| Anthony King vs. Florida Atlantic, 2004 | 13 |
| James Jones vs. FIU, 2001 | 8 |
| Tim James vs. West Virginia, 1996 | 8 |
| Constantin Popa vs. Florida Atlantic, 1992 | 8 |

BLOCKED SHOTS, SEASON

| | |
|------------------------------------|-----------|
| Anthony King, 2004-05 (29) | 86 |
| Constantin Popa, 1992-93 (27) | 85 |
| Tito Horford, 1987-88 (30) | 80 |
| James Jones, 2001-02 (32) | 78 |
| Anthony King, 2005-06 (34) | 65 |
| Tim James, 1998-99 (30) | 65 |
| Tim James, 1996-97 (29) | 64 |
| Constantin Popa, 1991-92 (32) | 64 |
| Julian Gamble, 2012-13 (30) | 59 |

BLOCKED SHOTS, CAREER*

| | |
|---------------------------------|------------|
| Constantin Popa, 1991-95 | 263 |
| Tim James, 1995-99 | 224 |
| Anthony King, 2003-08 | 219 |
| James Jones, 1999-03 | 192 |
| Julian Gamble, 2008-13 | 128 |
| Tito Horford, 1986-88 | 125 |
| Dennis Burns, 1985-89 | 123 |
| Elton Tyler, 1997-2000, 2001-02 | 114 |
| Reggie Johnson, 2009-13 | 113 |
| Jimmy Graham, 2005-09 | 104 |
| Dwayne Wimbley, 1997-01 | 96 |
| Kenny Kadji, 2011-12 | 95 |

PERSONAL FOULS, SEASON

| | |
|-------------------------------------|------------|
| Reggie Johnson, 2010-11 (36) | 116 |
| Hammie Ward, 1991-92 (32) | 115 |
| Constantin Popa, 1992-93 (27) | 103 |
| Constantin Popa, 1991-92 (32) | 101 |
| Kevin O'Riordan, 1970-71 (26) | 101 |

PERSONAL FOULS, CAREER

| | |
|--------------------------------|------------|
| Constantin Popa, 1991-95 | 375 |
| Eric Brown, 1985-89 | 332 |
| John Salmons, 1998-02 | 316 |
| Hammie Ward, 1989-93 | 311 |
| Reggie Johnson, 2009-13 | 308 |
| Jake Morton, 1988-93 | 308 |
| Mario Bland, 1996-00 | 305 |
| Gary Hamilton, 2002-06 | 297 |
| Durand Scott, 2009-13 | 294 |

DISQUALIFICATIONS, SEASON

| | |
|---------------------------|---|
| Bill Soens, 1967-68 (28) | 9 |
| Bill Soens, 1966-67 (26) | 9 |
| Ron Godfrey, 1960-61 (27) | 9 |

DISQUALIFICATIONS, CAREER

| | |
|-----------------------|----|
| Mike Hutslar, 1967-70 | 25 |
| Rusty Parker, 1965-68 | 21 |
| Edwin Morris, 1955-58 | 20 |

GAMES STARTED, SEASON

| | |
|-----------------------------|----|
| Malcolm Grant, 2010-11 (36) | 36 |
| Durand Scott, 2010-11 (36) | 35 |

GAMES STARTED, CAREER*

| | |
|------------------------------|------------|
| Durand Scott, 2009-13 | 122 |
| Darius Rice, 2000-04 | 113 |

CONSECUTIVE GAMES STARTED, CAREER*

| | |
|-------------------------|-----|
| Kevin Norris, 1994-98 | 108 |
| John Salmons, 1998-2002 | 106 |

*years listed are the years of the consecutive starts

GAMES PLAYED, CAREER

| | |
|-------------------------------|------------|
| Brian Asbury, 2005-09 | 130 |
| Durand Scott, 2009-13 | 129 |
| Julian Gamble, 2008-13 | 126 |
| Anthony King, 2003-08 | 126 |

MINUTES PLAYED, SEASON

| | |
|-----------------------------------|--------------|
| Shane Larkin, 2012-13 (33) | 1,203 |
| Guillermo Diaz, 2005-06 (34) | 1,196 |
| Durand Scott, 2010-11 (36) | 1,182 |
| Malcolm Grant, 2010-11 (36) | 1,165 |
| Robert Hite, 2005-06 (34) | 1,127 |
| Vernon Jennings, 1999-00 (32) | 1,117 |
| Jerome Scott, 1991-92 (32) | 1,108 |
| John Salmons, 1999-00 (34) | 1,104 |
| Johnny Hemsley, 1998-99 (30) | 1,078 |
| John Salmons, 2001-02 (32) | 1,077 |
| Johnny Hemsley, 1999-00 (30) | 1,075 |

MINUTES PLAYED, CAREER*

| | |
|------------------------------|--------------|
| Durand Scott, 2009-13 | 4,139 |
| John Salmons, 1998-2002 | 3,786 |

NCAA TOURNAMENT HISTORY

NCAA Tournament Results (4-6)

NCAA Appearances: 6 Sweet 16 Appearances: 1

1959-60 (Midwest Region) First Round

3/8/60 vs. Western Kentucky L 107-84 Lexington, Ky.

1997-98 (No. 11 seed — South Region) First Round

3/13/98 vs. No. 6 UCLA L 65-62 Atlanta, Ga.

1998-99 (No. 2 seed — East Region) Second Round

3/12/99 vs. No. 15 Lafayette W 75-54 Boston, Mass.

3/14/99 vs. No. 10 Purdue L 73-63 Boston, Mass.

1999-2000 (No. 6 seed — South Region) Sweet 16

3/17/00 vs. No. 11 Arkansas W 75-71 Nashville, Tenn.

3/19/00 vs. No. 3 Ohio State W 75-62 Nashville, Tenn.

3/24/00 vs. No. 7 Tulsa L 80-71 Austin, Texas

2001-02 (No. 5 seed — West Region) First Round

3/14/02 vs. No. 12 Missouri L 93-80 Albuquerque, N.M.

2007-08 (No. 7 seed — South Region) Second Round

3/21/08 vs. No. 10 St. Mary's W 78-64 Little Rock, Ark.

3/23/08 vs. No. 2 Texas L 75-72 Little Rock, Ark.

2012-13 (No. 2 seed — East Region)

3/22/13 vs. No. 15 Pacific Austin, Texas

1998 (No. 11 seed — South Region) vs. No. 6 UCLA, Atlanta, Ga.

VISITORS: Miami Hurricanes

Table with columns: No., NAME, FG, 3FG, FT, O-D-T, PF, TP, A, TO, B, S, MIN. Includes player stats for Jennings, Vernon, James, Tim, Bland, Mario, Norris, Kevin, Frazier, Steve, Byars-Dawson, Mike, Schlie, Jerry, Wiseman, Charles, Hemsley, Johnny, Wimbley, Dwayne, Tyler, Elton, and team totals.

HOME TEAM: UCLA

Table with columns: No., NAME, FG, 3FG, FT, O-D-T, PF, TP, A, TO, B, S, MIN. Includes player stats for Henderson, JR., Johnson, Kris, Davis, Baron, Bailey, Toby, Watson, Earl, Reed, Travis, Lloyd, Brandon, Hines, Rico, and team totals.

OFFICIALS: Tom Rucker, Tony Greene, Ronald Zetzer TECHNICAL FOULS: None ATTENDANCE: 17,818

Table with columns: PERIOD, 1st, 2nd, TOTAL. Rows for Miami Hurricanes and UCLA.

1999 (No. 2 seed — East Region) vs. No. 15 Lafayette, Boston, Mass.

VISITORS: Lafayette

Table with columns: No., Player, tot-fg, 3-pt, rebounds, of-de-tot, pf, tp, a, to, blk, s, min. Includes player stats for Harnis, Ross, Cole, Ted, Barr, Frank, Bleg, Tim, Ehlers, Brian, Homar, Mike, Burko, Brian, Guy, Reggie, Whitfield, Tyson, Klaus, Dave, Meurer, Andrew, Kubacka, Michael, Butler, General, Abie, Nash, Worthington, Rob and team totals.

TOTAL FG% 1st Half: 10-28 (.357) 2nd Half: 9-32 (.281) Game: .317 DEADBALL REBOUNDS 3-Pt. FG% 1st Half: 5-14 (.357) 2nd Half: 2-12 (.167) Game: .269 F Throw % 1st Half: 4-9 (.500) 2nd Half: 5-10 (.500) Game: .500 4

HOME TEAM: Miami Hurricanes

Table with columns: No., Player, tot-fg, 3-pt, rebounds, of-de-tot, pf, tp, a, to, blk, s, min. Includes player stats for Hemsley, Johnny, James, Tim, Bland, Mario, John Salmons, Jennings, Vernon, Simmons, Michael, Schlie, Jerry, Coelho, Joao Paulo, Wimbley, Dwayne, Houston, Kevin, Tyler, Elton, and team totals.

Officials: Eugene Crawford, Jr., David Hall, James Armstrong Technical fouls: Lafayette-Bench: 0-1 (2nd). Attendance: 18,908

Table with columns: Score by Periods, 1st, 2nd, Total. Rows for Lafayette and Miami Hurricanes.

1999 (No. 2 seed — East Region) vs. No. 10 Purdue, Boston, Mass.

VISITORS: Purdue

Table with columns: No., Player, tot-fg, 3-pt, rebounds, of-de-tot, pf, tp, a, to, blk, s, min. Includes player stats for Cornell, Jaraan, Cordinal, Brian, McQuay, Greg, Eldridge, Alan, Mayfield, Tony, Kerikof, Chad, Stephens, Cameron, Robinson, Mike, Smith, Rodney, and team totals.

TOTAL FG% 1st Half: 12-22 (.545) 2nd Half: 10-16 (.625) Game: .579 DEADBALL REBOUNDS 3-Pt. FG% 1st Half: 4-10 (.400) 2nd Half: 1-3 (.333) Game: .385 F Throw % 1st Half: 4-5 (.800) 2nd Half: 20-32 (.625) Game: .649 8

HOME TEAM: Miami Hurricanes

Table with columns: No., Player, tot-fg, 3-pt, rebounds, of-de-tot, pf, tp, a, to, blk, s, min. Includes player stats for Hemsley, Johnny, James, Tim, Bland, Mario, John Salmons, Jennings, Vernon, Simmons, Michael, Coelho, Joao Paulo, Wimbley, Dwayne, Houston, Kevin, Tyler, Elton, and team totals.

Officials: Dick Cartmell, Edwin Edsall, Frank Bosone Technical fouls: None Attendance: 18,913

Table with columns: Score by Periods, 1st, 2nd, Total. Rows for Purdue and Miami Hurricanes.

2000 (No. 6 seed — South Region) vs. No. 11 Arkansas, Nashville, Tenn.

ARKANSAS (19-15)

Table with columns: #, Player, tot-fg, 3-pt, rebounds, pf, tp, a, to, blk, s, min. Rows include Johnson, Joe; Walker, Chris; Lane, Alonzo; Eddins, Blake; Gipson, Teddy; Tatum, Charles; Cleveland, T.J.; Dean, Brandon; Davis, Brandon; Gomez, Dionisio; Baker, Carl; Satchell, Larry; Team; TOTALS.

Summary statistics for Arkansas: TOTAL FG%, 3Pt. FG%, F Throw % for 1st and 2nd halves, Game totals, and DEADBALL REBOUNDS.

MIAMI HURRICANES (22-10)

Table with columns: #, Player, tot-fg, 3-pt, rebounds, pf, tp, a, to, blk, s, min. Rows include Tyler, Elton; Salmons, John; Bland, Mario; Jennings, Vernon; Hemsley, Johnny; Hurd, Leroy; Coelho, Joao Paulo; Jones, James; Wimbley, Dwayne; Team; TOTALS.

Summary statistics for Miami Hurricanes: TOTAL FG%, 3Pt. FG%, F Throw % for 1st and 2nd halves, Game totals, and DEADBALL REBOUNDS.

Officials: David Hall, Tom Harrington, Verne Harris. Technical fouls: None. Attendance: 17297.

Score by Periods table showing 1st, 2nd, and Total scores for Arkansas and Miami Hurricanes.

2000 (No. 6 seed — South Region) vs. No. 3 Ohio State, Nashville, Tenn.

MIAMI HURRICANES (23-10)

Table with columns: #, Player, tot-fg, 3-pt, rebounds, pf, tp, a, to, blk, s, min. Rows include Tyler, Elton; Salmons, John; Bland, Mario; Jennings, Vernon; Hemsley, Johnny; Hurd, Leroy; Jones, James; Wimbley, Dwayne; Team; TOTALS.

Summary statistics for Miami Hurricanes: TOTAL FG%, 3Pt. FG%, F Throw % for 1st and 2nd halves, Game totals, and DEADBALL REBOUNDS.

OHIO STATE (23-7)

Table with columns: #, Player, tot-fg, 3-pt, rebounds, pf, tp, a, to, blk, s, min. Rows include Redd, Michael; Reese, George; Johnson, Ken; Penn, Scoonie; Brown, Brian; Darcy, Brent; Robinson, Doylan; Savovic, Boban; Ocokoljic, Kobe; Dudley, Will; Team; TOTALS.

Summary statistics for Ohio State: TOTAL FG%, 3Pt. FG%, F Throw % for 1st and 2nd halves, Game totals, and DEADBALL REBOUNDS.

Officials: Joseph Silvester, David Hall, Tom Wood. Technical fouls: None. Attendance: 17297.

Score by Periods table showing 1st, 2nd, and Total scores for Miami Hurricanes and Ohio State.

2000 (No. 6 seed — South Region) vs. No. 11 Arkansas, Austin, Texas

TULSA (32-4)

Table with columns: #, Player, tot-fg, 3-pt, rebounds, pf, tp, a, to, blk, s, min. Rows include Coley, Eric; Kurtz, Brandon; Harrington, Greg; Hill, Tony; Heard, Tony; Swanson, Dante; Shelton, David; Johnson, Kevin; McDaniel, DeAngelo; Team; TOTALS.

Summary statistics for Tulsa: TOTAL FG%, 3Pt. FG%, F Throw % for 1st and 2nd halves, Game totals, and DEADBALL REBOUNDS.

MIAMI HURRICANES (23-11)

Table with columns: #, Player, tot-fg, 3-pt, rebounds, pf, tp, a, to, blk, s, min. Rows include Tyler, Elton; Salmons, John; Bland, Mario; Jennings, Vernon; Hemsley, Johnny; Hurd, Leroy; Coelho, Joao Paulo; El-Bassouini, Tarik; Jones, James; Wimbley, Dwayne; Team; TOTALS.

Summary statistics for Miami Hurricanes: TOTAL FG%, 3Pt. FG%, F Throw % for 1st and 2nd halves, Game totals, and DEADBALL REBOUNDS.

Officials: Gerald Boudreaux, Edwin Edsall, Mike Sanzere. Technical fouls: None. Attendance: 16000.

Score by Periods table showing 1st, 2nd, and Total scores for Tulsa and Miami Hurricanes.

2002 (No. 5 seed — West Region) vs. No. 12 Missouri, Albuquerque, N.M.

MISSOURI (22-11)

Table with columns: #, Player, tot-fg, 3-pt, rebounds, pf, tp, a, to, blk, s, min. Rows include BRYANT, Travon; PAULDING, Rickey; JOHNSON, Arthur; GILBERT, Clarence; RUSH, Kareem; STOKES, Wesley; GAGE, Justin; KROENKE, Josh; FERGUSON, Jeffrey; ECHOLS, Najeeb; Team; TOTALS.

Summary statistics for Missouri: TOTAL FG%, 3Pt. FG%, F Throw % for 1st and 2nd halves, Game totals, and DEADBALL REBOUNDS.

MIAMI HURRICANES (24-8)

Table with columns: #, Player, tot-fg, 3-pt, rebounds, pf, tp, a, to, blk, s, min. Rows include RICE, Darius; JONES, James; TYLER, Elton; BARNES, Marcus; SALMONS, John; SIMMONS, Michael; WATSON, Kahleaf; BERUMEN, Rafael; COELHO, Paulo; DJAHUE, Rodrigue; FRISBY, William; Team; TOTALS.

Summary statistics for Miami Hurricanes: TOTAL FG%, 3Pt. FG%, F Throw % for 1st and 2nd halves, Game totals, and DEADBALL REBOUNDS.

Officials: Gerald Boudreaux-R, Tommy Nunez, Sid Rodeheffer. Technical fouls: None. Attendance: 16596.

Score by Periods table showing 1st, 2nd, and Total scores for Missouri and Miami Hurricanes.

2008 (No. 7 seed — South Region) vs. No. 10 St. Mary's, Little Rock, Ark.

2008 (No. 7 seed — South Region) vs. No. 2 Texas, Little Rock, Ark.

Saint Mary's 64 • 25-7

| # | Player | Total | | | 3-Ptr | | | Rebounds | | | PF | TP | A | TO | Blk | Stl | Min |
|--------|-------------------|--------|--------|--------|--------|--------|--------|----------|-----|-----|----|----|---|-----|-----|-----|-----|
| | | FG-FGA | FG-FGA | FT-FTA | FG-FGA | FG-FGA | FT-FTA | Off | Def | Tot | | | | | | | |
| 04 | O'LEARY, Ian | * 1-6 | 0-1 | 2-4 | 4 | 2 | 6 | 0 | 4 | 2 | 1 | 0 | 0 | 28 | | | |
| 13 | MILLS, Patrick | * 8-21 | 6-14 | 2-2 | 1 | 1 | 2 | 3 | 24 | 5 | 2 | 0 | 1 | 40 | | | |
| 20 | SIMPSON, Diamon | * 3-10 | 0-2 | 1-4 | 2 | 10 | 12 | 4 | 7 | 2 | 5 | 3 | 0 | 35 | | | |
| 24 | GOLDEN, Todd | * 2-4 | 2-4 | 2-4 | 0 | 2 | 2 | 2 | 8 | 1 | 1 | 0 | 0 | 28 | | | |
| 50 | SAMHAN, Omar | * 3-5 | 0-0 | 2-4 | 1 | 4 | 5 | 4 | 8 | 2 | 1 | 1 | 1 | 27 | | | |
| 03 | HUGHES, Carlin | 3-5 | 0-1 | 0-0 | 0 | 0 | 0 | 3 | 6 | 0 | 2 | 0 | 1 | 11 | | | |
| 05 | SMITH, Yusef | 1-3 | 0-0 | 2-3 | 1 | 1 | 2 | 3 | 4 | 0 | 1 | 0 | 0 | 17 | | | |
| 23 | SMITH, Tron | 1-4 | 0-0 | 1-2 | 0 | 1 | 1 | 1 | 3 | 2 | 1 | 0 | 0 | 11 | | | |
| 32 | McCONNELL, Mickey | 0-1 | 0-1 | 0-0 | 0 | 0 | 0 | 0 | 0 | 1 | 0 | 0 | 0 | 3 | | | |
| Team | | | | | 1 | 2 | 3 | | | | | | | | | | |
| Totals | | 22-59 | 8-23 | 12-23 | 10 | 23 | 33 | 20 | 64 | 15 | 14 | 4 | 3 | 200 | | | |

FG % 1st Half: 11-27 40.7% 2nd half: 11-32 34.4% Game: 22-59 37.3% Deadball Rebounds 2.2
 3FG % 1st Half: 5-11 45.5% 2nd half: 3-12 25.0% Game: 8-23 34.8%
 FT % 1st Half: 5-9 55.6% 2nd half: 7-14 50.0% Game: 12-23 52.2%

Miami 78 • 23-10

| # | Player | Total | | | 3-Ptr | | | Rebounds | | | PF | TP | A | TO | Blk | Stl | Min |
|--------|-------------------|---------|--------|--------|--------|--------|--------|----------|-----|-----|----|----|---|-----|-----|-----|-----|
| | | FG-FGA | FG-FGA | FT-FTA | FG-FGA | FG-FGA | FT-FTA | Off | Def | Tot | | | | | | | |
| 01 | Lance Hurdle | * 2-8 | 1-3 | 2-2 | 1 | 2 | 3 | 2 | 7 | 3 | 5 | 0 | 1 | 26 | | | |
| 21 | Dwayne Collins | * 1-5 | 0-0 | 0-2 | 3 | 6 | 9 | 2 | 2 | 0 | 1 | 0 | 0 | 16 | | | |
| 23 | James Dews | * 4-7 | 1-2 | 0-0 | 0 | 3 | 3 | 3 | 9 | 1 | 0 | 0 | 1 | 29 | | | |
| 33 | Jack McClinton | * 12-19 | 3-6 | 11-11 | 1 | 3 | 4 | 0 | 38 | 3 | 1 | 0 | 0 | 37 | | | |
| 50 | Anthony King | * 3-8 | 0-0 | 1-3 | 1 | 5 | 6 | 3 | 7 | 2 | 2 | 2 | 0 | 24 | | | |
| 00 | Jimmy Graham | 4-6 | 0-0 | 1-1 | 1 | 6 | 7 | 3 | 9 | 0 | 3 | 2 | 1 | 23 | | | |
| 05 | Eddie Rios | 0-2 | 0-1 | 0-0 | 0 | 0 | 0 | 0 | 0 | 1 | 3 | 0 | 0 | 7 | | | |
| 10 | Landon Glover | 0-0 | 0-0 | 0-0 | 0 | 0 | 0 | 0 | 0 | 0 | 0 | 0 | 0 | 0+ | | | |
| 22 | Fabio Nass | 0-0 | 0-0 | 0-0 | 0 | 0 | 0 | 0 | 0 | 0 | 0 | 0 | 0 | 1 | | | |
| 25 | Jonathan Stratton | 0-0 | 0-0 | 0-0 | 0 | 0 | 0 | 0 | 0 | 0 | 0 | 0 | 0 | 0+ | | | |
| 32 | Brian Asbury | 2-5 | 0-1 | 2-2 | 3 | 2 | 5 | 3 | 6 | 3 | 1 | 0 | 0 | 21 | | | |
| 42 | Raymond Hicks | 0-3 | 0-0 | 0-0 | 2 | 4 | 6 | 4 | 0 | 1 | 0 | 0 | 1 | 16 | | | |
| Team | | | | | 1 | 3 | 4 | | | | | | | | | | |
| Totals | | 28-63 | 6-13 | 17-21 | 13 | 34 | 47 | 20 | 78 | 14 | 16 | 4 | 4 | 200 | | | |

FG % 1st Half: 12-31 38.7% 2nd half: 16-32 50.0% Game: 28-63 44.4% Deadball Rebounds 1.2
 3FG % 1st Half: 0-6 0.0% 2nd half: 5-7 71.4% Game: 5-13 38.5%
 FT % 1st Half: 3-4 75.0% 2nd half: 14-17 82.4% Game: 17-21 81.0%

Officials: Ted Hillary, Rick Hartzell, Brent Meaux
 Technical fouls: Saint Mary's-None. Miami-None.
 Attendance: 16060
 NCAA Tournament First Round

| Score by periods | 1st | 2nd | Total |
|------------------|-----|-----|-------|
| Saint Mary's | 32 | 32 | 64 |
| Miami | 27 | 51 | 78 |

Last FG - SMC 2nd-00:14, UM 2nd-02:15.
 Largest lead - SMC by 7 1st-16:00, UM by 15 2nd-10:25.

| | In Paint | Off T/O | 2nd Chance | Fast Break | Bench |
|--------------|----------|---------|------------|------------|-------|
| Saint Mary's | 18 | 12 | 10 | 8 | 13 |
| Miami | 30 | 16 | 14 | 6 | 15 |

Score tied - 7 times.
 Lead changed - 6 times.

Miami 72 • 23-11

| # | Player | Total | | | 3-Ptr | | | Rebounds | | | PF | TP | A | TO | Blk | Stl | Min |
|--------|----------------|--------|--------|--------|--------|--------|--------|----------|-----|-----|----|----|---|-----|-----|-----|-----|
| | | FG-FGA | FG-FGA | FT-FTA | FG-FGA | FG-FGA | FT-FTA | Off | Def | Tot | | | | | | | |
| 01 | Lance Hurdle | * 3-12 | 0-1 | 5-6 | 0 | 1 | 1 | 2 | 11 | 1 | 0 | 0 | 0 | 30 | | | |
| 21 | Dwayne Collins | * 1-3 | 0-0 | 4-6 | 3 | 2 | 5 | 0 | 6 | 1 | 0 | 0 | 0 | 15 | | | |
| 23 | James Dews | * 3-7 | 2-6 | 0-0 | 0 | 3 | 3 | 2 | 8 | 3 | 2 | 0 | 2 | 36 | | | |
| 33 | Jack McClinton | * 5-14 | 4-10 | 4-4 | 0 | 3 | 3 | 4 | 18 | 0 | 1 | 0 | 0 | 37 | | | |
| 50 | Anthony King | * 4-6 | 0-0 | 0-0 | 2 | 4 | 6 | 3 | 8 | 2 | 1 | 0 | 1 | 27 | | | |
| 00 | Jimmy Graham | 1-3 | 0-0 | 4-4 | 0 | 3 | 3 | 4 | 6 | 0 | 3 | 3 | 1 | 20 | | | |
| 05 | Eddie Rios | 1-2 | 1-2 | 0-0 | 0 | 1 | 1 | 1 | 3 | 3 | 0 | 0 | 0 | 10 | | | |
| 32 | Brian Asbury | 0-2 | 0-0 | 2-2 | 0 | 1 | 1 | 0 | 2 | 0 | 1 | 0 | 0 | 7 | | | |
| 42 | Raymond Hicks | 4-6 | 2-3 | 0-0 | 0 | 4 | 4 | 3 | 10 | 0 | 1 | 0 | 0 | 18 | | | |
| Team | | | | | 3 | 0 | 3 | | | | | | | | | | |
| Totals | | 22-55 | 9-22 | 19-22 | 8 | 22 | 30 | 19 | 72 | 10 | 9 | 3 | 4 | 200 | | | |

FG % 1st Half: 11-31 35.5% 2nd half: 11-24 45.8% Game: 22-55 40.0% Deadball Rebounds 0.3
 3FG % 1st Half: 3-11 27.3% 2nd half: 6-11 54.5% Game: 9-22 40.9%
 FT % 1st Half: 7-8 87.5% 2nd half: 12-14 85.7% Game: 19-22 86.4%

Texas 75 • 30-6

| # | Player | Total | | | 3-Ptr | | | Rebounds | | | PF | TP | A | TO | Blk | Stl | Min |
|--------|------------------|--------|--------|--------|--------|--------|--------|----------|-----|-----|----|----|---|-----|-----|-----|-----|
| | | FG-FGA | FG-FGA | FT-FTA | FG-FGA | FG-FGA | FT-FTA | Off | Def | Tot | | | | | | | |
| 03 | Abrams, A.J. | * 7-13 | 6-10 | 6-6 | 0 | 4 | 4 | 0 | 26 | 1 | 1 | 0 | 0 | 40 | | | |
| 05 | James, Damion | * 6-12 | 3-5 | 1-4 | 4 | 12 | 16 | 3 | 16 | 1 | 3 | 3 | 0 | 38 | | | |
| 14 | Augustin, D.J. | * 4-14 | 1-5 | 3-5 | 1 | 2 | 3 | 3 | 12 | 8 | 3 | 0 | 3 | 40 | | | |
| 24 | Mason, Justin | * 1-1 | 1-1 | 1-4 | 1 | 1 | 2 | 4 | 4 | 6 | 1 | 1 | 0 | 28 | | | |
| 32 | Atchley, Connor | * 6-11 | 2-5 | 1-2 | 3 | 2 | 5 | 4 | 15 | 1 | 2 | 3 | 0 | 33 | | | |
| 01 | Johnson, Gary | 0-1 | 0-0 | 0-0 | 0 | 0 | 0 | 0 | 2 | 0 | 0 | 0 | 0 | 6 | | | |
| 15 | Wangmene, Alexis | 0-2 | 0-0 | 0-0 | 2 | 1 | 3 | 1 | 0 | 0 | 1 | 0 | 0 | 7 | | | |
| 34 | Pittman, Dexter | 1-3 | 0-0 | 0-0 | 4 | 2 | 6 | 2 | 2 | 0 | 2 | 0 | 0 | 8 | | | |
| Team | | | | | 1 | 1 | 2 | | | | | | | | | | |
| Totals | | 25-57 | 13-26 | 12-21 | 16 | 25 | 41 | 19 | 75 | 17 | 13 | 7 | 3 | 200 | | | |

FG % 1st Half: 17-34 50.0% 2nd half: 8-23 34.8% Game: 25-57 43.9% Deadball Rebounds 2.3
 3FG % 1st Half: 9-16 56.3% 2nd half: 4-10 40.0% Game: 13-26 50.0%
 FT % 1st Half: 0-0 0.0% 2nd half: 12-21 57.1% Game: 12-21 57.1%

Officials: Mike Kitts, Joe Lindsey, Patrick Adams
 Technical fouls: Miami-None. Texas-None.
 Attendance: 16060
 NCAA Tournament Second Round


| Score by periods | 1st | 2nd | Total |
|------------------|-----|-----|-------|
| Miami | 32 | 40 | 72 |
| Texas | 43 | 32 | 75 |

| | Points | In Paint | Off T/O | 2nd Chance | Fast Break | Bench |
|-------|--------|----------|---------|------------|------------|-------|
| Miami | 14 | 10 | 12 | 2 | 21 | |
| UT | 18 | 16 | 14 | 0 | 2 | |

Last FG - UM 2nd-00:02, UT 2nd-04:15.
 Largest lead - UM by 2 1st-19:47, UT by 17 2nd-10:53.

Score tied - 2 times.
 Lead changed - 3 times.

2012-13 Photo Roster



25
Garrius Adams
Sr. | G | 6-6 | 195
Apex, N.C.
Middle Creek



10
Raphael Akpejori
Jr. | F | 6-10 | 236
Lagos, Nigeria
Sunrise Christian Academy (Kan.)




15
Rion Brown
Jr. | G | 6-6 | 200
Hinesville, Ga.
Liberty County



45
Julian Gamble
Sr. | F/C | 6-10 | 250
Durham, N.C.
Southern Durham



12
Justin Heller
Jr. | G | 6-2 | 180
Boca Raton, Fla.
West Boca Raton Community




Tonye Jekiri
Fr. | C | 7-0 | 227
Hialeah, Fla.
Champagnat Catholic School



42
Reggie Johnson
Sr. | C | 6-10 | 292
Winston-Salem, N.C.
Winston-Salem Prep




35
Kenny Kadji
Sr. | F/C | 6-11 | 242
Douala, Cameroon
Pendleton/IMG/Florida



0
Shane Larkin
So. | G | 5-11 | 176
Orlando, Fla.
Dr. Phillips (Fla.)




4
Trey McKinney Jones
Sr. | G | 6-5 | 220
Milwaukee, Wis.
South Milwaukee/UMKC



1
Durand Scott
Sr. | G | 6-5 | 203
The Bronx, N.Y.
Rice High



3
Steve Sorenson
Fr. | G | 6-0 | 151
Dallas, Texas
Mark's School of Texas



21
Erik Swoope
Jr. | F | 6-6 | 233
Lake Elsinore, Calif.
Harvard-Westlake



Jim Larranaga
Head Coach



Eric Konkol
Assistant Coach



Michael Huger
Assistant Coach



Chris Caputo
Assistant Coach



Mike Summey
Director of Operations



GARRIUS ADAMS

Senior | Guard | 6-6 | 195

Apex, N.C. | Middle Creek

#25

Adams Season / Career Highs

Points

Season: --

Career: 16, at UNGC 02/15/11

Rebounds

Season: --

Career: 9, vs. Virginia 2/5/11

Assists

Season: --

Career: 6, vs. McNeese State 11/24/10

Steals

Season: --

Career: 3, (4x) last at Ole Miss 11/25/11

Blocked Shots

Season: --

Career: 2, (2x) last vs. Boston College 1/19/10

Field Goals

Season: --

Career: 6, at UNGC 2/15/11

Field Goal Attempts

Season: --

Career: 11, at UNGC 2/15/11

Free Throws

Season: --

Career: 7, vs. UCF 12/18/10

Free Throw Attempts

Season: --

Career: 12, vs. UCF 12/18/10

3-Point Field Goals

Season: --

Career: 4 (2x) last at West Virginia 12/10/11

3-Point Field Goal Attempts

Season: --

Career: 7 (4x) last vs. FGCU 11/22/11

Foul Disqualifications

Season: --

Career: 1, vs. Tennessee Tech 11/11/11

Minutes

Season: --

Career: 40, vs. Virginia 2/5/11

As a Junior (2011-12): In 19 games, averaged 4.5 points, 2.1 rebounds, 0.9 assists and 0.6 steals in 16.9 minutes per game ... Shot 39.7 percent from field, 34.0 from distance and 55.0 at the line ... Started first six games of season ... Sat out 14 games in January and February with lower extremity injury. Had surgery on Jan. 19 and returned to court Feb. 18 ... Posted 2.4 points, 0.6 rebounds in five ACC games ... Scored 6.5 ppg in two NIT games, playing 25.5 mpg ... Led (or tied) for team game highs in steals four times and in scoring, rebounding, assists and blocks once apiece ... Season highs include 15 points at West Virginia, eight rebounds vs. Tennessee Tech, three assists vs. Valparaiso, trio of steals at Ole Miss, four three-pointers made at West Virginia and 32 minutes at West Virginia and against Florida Gulf Coast.

As a Sophomore (2010-11): Played in all 36 games, with 24 starts - including stretch of 15 straight during ACC play (1/15-3/6) ... Averaged 7.3 points, 3.7 rebounds, 1.8 assists and 1.0 steal in 28.2 minutes per game ... Played at least 20 minutes in 33-of-36 games this season, with 1,014 minutes on hardwood, ranking 17th in program history ... Scored in double-figures 12 times, including seven times versus ACC opponents ... Grabbed five-plus boards 11 times, including season-high nine in overtime win against Virginia (2/5).

As a Freshman (2009-10): Averaged 3.8 points and 2.1 rebounds per game, playing in 32 games as true freshman -- tying Reggie Johnson for second-most appearances among UM freshmen in 2009-10 ... Started seven-straight games in ACC play -- also second most among UM freshmen, posting 3.9 points and 1.7 boards per outing versus conference opponents ... Knocked down three-pointer in seven of last 12 games ... Scored in double figures twice, including season- and game-high 13 points at Wake Forest (2/2) on season-best 4-of-8 shooting from field -- including season-best 3-for-5 from beyond the -- with three rebounds and steal.

High School: Ranked among the top 20 shooting guards by ESPN and among top 30 by *Scout* ... Averaged 21.8 points per game as a senior en route to setting Middle Creek High School scoring record in career points ... In 2009, named to N.C. Basketball Coaches Association District 5 All-District first team and *NCPreps.com* All-State Boys Basketball Team ... Competed in North Carolina/South Carolina All-Star Classic ... As a junior, averaged 18.2 points and 7.8 rebounds per game en route to NCHSAA 4-A All-State honors ... Coached by David Kushner ... Averaged 20.1 points per game with AAU team -- Garner Road, and was named to all-tournament team at Bob Gibbons Tournament of Champions in May 2008 ... Also recruited by Wake Forest, NC State, Virginia Tech and South Carolina.

Personal: First name is pronounced GARY-us ... Born Nov. 15, 1990 ... Son of Valerie and Gary Adams ... Brother to Deion, Ashley and Destiny ... Will graduate in June 2013 with a degree in sports administration ... Aspirations of becoming general manager of NBA team ... Off the court, enjoys music.

| 2009-10 | | | |
|-------------------|----|---|---|
| Opposition | P | R | A |
| NC Central | 3 | 4 | 0 |
| Nova Southeastern | 10 | 2 | 0 |
| Tulane | 4 | 2 | 1 |
| UNC Wilmington | 0 | 0 | 0 |
| South Carolina | 3 | 2 | 0 |
| FGCU | 6 | 3 | 2 |
| USC Upstate | 1 | 3 | 1 |
| Minnesota | 2 | 1 | 1 |
| at Boston College | 4 | 1 | 1 |
| SC State | 5 | 4 | 1 |
| at Stetson | 4 | 5 | 0 |
| FAU | 9 | 2 | 1 |
| NC A&T | 1 | 8 | 1 |
| Bethune-Cookman | 6 | 2 | 0 |
| at Pepperdine | 5 | 1 | 2 |
| Wake Forest | 0 | 1 | 0 |
| at Virginia Tech | 6 | 2 | 1 |
| at Virginia | 0 | 1 | 0 |
| Boston College | 2 | 2 | 3 |
| at Maryland | 4 | 1 | 1 |
| Virginia Tech | 3 | 1 | 0 |
| at Wake Forest | 13 | 3 | 0 |
| at Florida St. | 5 | 3 | 1 |
| Georgia Tech | 6 | 3 | 0 |
| at Clemson | 5 | 0 | 2 |
| Duke | 2 | 2 | 0 |
| Virginia | 3 | 3 | 0 |
| NC State | 9 | 1 | 0 |
| at North Carolina | 0 | 1 | 0 |
| Florida St. | 0 | 2 | 0 |
| Wake Forest | 0 | 0 | 0 |
| Duke | 0 | 0 | 0 |

| 2010-11 | | | |
|------------------|----|---|---|
| Opposition | P | R | A |
| Jacksonville | 3 | 1 | 3 |
| at Memphis | 5 | 7 | 0 |
| N.C. Central | 10 | 3 | 2 |
| at Rutgers | 0 | 0 | 0 |
| McNeese St. | 11 | 4 | 6 |
| at FGCU | 13 | 5 | 1 |
| Ole Miss | 6 | 3 | 2 |
| West Virginia | 9 | 3 | 2 |
| Stetson | 4 | 2 | 5 |
| UCF | 7 | 5 | 0 |
| Oral Roberts | 10 | 2 | 0 |
| Rice | 9 | 4 | 3 |
| Akron | 4 | 1 | 1 |
| Pepperdine | 6 | 0 | 2 |
| at Duke | 0 | 3 | 0 |
| at Clemson | 14 | 5 | 3 |
| BC | 12 | 2 | 2 |
| Florida St. | 2 | 8 | 2 |
| at NC State | 2 | 2 | 2 |
| UNC | 12 | 3 | 1 |
| at Virginia Tech | 11 | 2 | 1 |
| Georgia Tech | 11 | 3 | 1 |
| Virginia | 8 | 9 | 2 |
| at Wake Forest | 8 | 4 | 1 |
| Duke | 9 | 6 | 2 |
| at UNGC | 16 | 4 | 2 |
| Clemson | 4 | 5 | 3 |
| at BC | 12 | 6 | 4 |
| at Florida St. | 7 | 8 | 3 |
| Maryland | 4 | 4 | 3 |
| at Georgia Tech | 7 | 1 | 1 |
| Virginia Tech | 10 | 5 | 2 |
| UNC | 0 | 3 | 1 |
| FAU | 4 | 2 | 1 |
| Missouri St. | 8 | 3 | 1 |
| at Alabama | 4 | 4 | 1 |

| 2011-12 | | | |
|-------------------|----|---|---|
| Opposition | P | R | A |
| TENNESSEE TECH | 3 | 8 | 0 |
| RUTGERS | 9 | 3 | 2 |
| UNF | 14 | 5 | 2 |
| FLA. GULF COAST | 7 | 4 | 1 |
| at Ole Miss | 4 | 7 | 1 |
| at Purdue | 2 | 1 | 1 |
| Memphis | 0 | 0 | 0 |
| at West Virginia | 15 | 3 | 2 |
| APPALACHIAN ST. | 3 | 1 | 1 |
| UNCG | 0 | 1 | 1 |
| WAKE FOREST | 6 | 2 | 1 |
| at Maryland | 0 | 0 | 0 |
| FLORIDA STATE | 1 | 0 | 0 |
| at NC State | 5 | 1 | 0 |
| BOSTON COLLEGE | 0 | 0 | 1 |
| at Georgia Tech | 0 | 0 | 0 |
| vs. Florida State | 3 | 1 | 1 |
| VALPARAISO | 8 | 2 | 3 |
| MINNESOTA | 5 | 1 | 0 |

| ADAMS CAREER STATISTICS | | | | | | | | | | | | | | | | | | | | | | | | | |
|-------------------------|-----------|-----------|-------------|-------------|------------|------------|-------------|-----------|------------|-------------|-----------|------------|-------------|-----------|------------|------------|------------|------------|----------|------------|-----------|-----------|-----------|------------|------------|
| Season | GP | GS | Min. | Avg. | FG | | Total | 3-Point | | Free Throws | | Rebounds | | | | Scoring | | | | | | | | | |
| | | | | | Pct. | FGA | Pct. | FG | FGA | Pct. | FT | FTA | Pct. | Off. | Def. | Tot. | Avg. | PF | FO | Ast. | TO | Blk | Stl | Pts. | Avg. |
| 2009-10 | 32 | 7 | 540 | 16.9 | 38 | 118 | .322 | 26 | 89 | .292 | 19 | 29 | .655 | 19 | 47 | 66 | 2.1 | 20 | 0 | 19 | 25 | 6 | 23 | 121 | 3.8 |
| 2010-11 | 36 | 24 | 1014 | 28.2 | 88 | 227 | .388 | 35 | 114 | .307 | 51 | 75 | .680 | 37 | 95 | 132 | 3.7 | 68 | 0 | 66 | 60 | 6 | 37 | 262 | 7.3 |
| 2011-12 | 19 | 6 | 319 | 16.8 | 29 | 73 | .397 | 16 | 47 | .340 | 11 | 20 | .550 | 11 | 29 | 40 | 2.1 | 21 | 1 | 17 | 14 | 2 | 11 | 85 | 4.5 |
| TOTAL | 87 | 37 | 1873 | 21.5 | 155 | 418 | .371 | 77 | 250 | .308 | 81 | 124 | .653 | 67 | 171 | 238 | 2.7 | 109 | 1 | 102 | 99 | 14 | 71 | 468 | 5.4 |



RAPHAEL AKPEJIORI #10

Junior | Forward | 6-10 | 236

Lagos, Nigeria | Sunrise Christian Academy (Kan.)

Akpejori Season / Career Highs

Points

Season: 4, at Boston College, 1/16/13
 Career: 8, vs. NC Central 11/19/10
 ACC: 4 (2x) last at Boston College, 1/16/13

Rebounds

Season: 4 (2x) last vs. Maryland, 1/13/13
 Career: 7, at Purdue 11/29/11
 ACC: 4 (3x) last vs. Maryland, 1/13/13

Assists

Season: 1, vs. Florida State, 1/27/13
 Career: 1 (3x), last vs. Florida State, 1/27/13
 ACC: 1, vs. Florida State, 1/27/13

Steals

Season: 1 (3x), last vs. Florida State, 1/27/13
 Career: 1, (8x), last vs. Florida State, 1/27/13
 ACC: 1 (5x), last vs. Florida State, 1/27/13

Blocked Shots

Season: 2, vs. Charlotte, 12/14/12
 Career: 4 (2x), last vs. UNF 11/19/11
 ACC: 2, vs. Florida State, 1/19/11

Field Goals

Season: 2, at Boston College, 1/16/13
 Career: 3(2x) last vs. Tennessee Tech 11/11/11
 ACC: 2 (2x) last at Boston College, 1/16/13

Field Goal Attempts

Season: 3 (2x) last at Boston College, 1/16/13
 Career: 4, UNF 11/19/11
 ACC: 3 (3x) last at Boston College, 1/16/13

Free Throws

Season: 1, vs. Arizona, 12/23/12
 Career: 4, at Rutgers 11/21/10
 ACC: 2, vs. Florida State, 1/19/11

Free Throw Attempts

Season: 2, vs. Arizona, 12/23/12
 Career: 4 (4x), last vs. Memphis 12/06/11
 ACC: 3, at Duke, 1/2/11

3-Point Field Goals

Season: --

Career: --

ACC: --

3-Point Field Goal Attempts

Season: --

Career: --

ACC: --

Foul Disqualifications

Season: --

Career: --

Minutes

Season: 13, at Georgia Tech, 1/5/13

Career: 22, vs. UNF 11/19/11

ACC: 13, at Georgia Tech, 1/5/13

| 2010-11 | | | | 2011-12 | | | |
|------------------|---|---|---|-------------------|---|---|---|
| Opposition | P | R | A | Opposition | P | R | A |
| Jacksonville | 0 | 1 | 0 | TENNESSEE TECH | 7 | 3 | 0 |
| at Memphis | 2 | 1 | 0 | RUTGERS | 3 | 1 | 1 |
| N.C. Central | 8 | 5 | 0 | UNF | 5 | 4 | 0 |
| at Rutgers | 4 | 2 | 0 | FLA. GULF COAST | 0 | 0 | 0 |
| McNeese St. | 2 | 4 | 0 | at Ole Miss | 0 | 1 | 0 |
| at FGCU | 1 | 2 | 0 | at Purdue | 2 | 7 | 1 |
| West Virginia | 0 | 0 | 0 | UMASS | 6 | 3 | 0 |
| Stetson | 2 | 0 | 0 | Memphis | 2 | 2 | 0 |
| UCF | 1 | 1 | 0 | at West Virginia | 3 | 2 | 0 |
| Oral Roberts | 2 | 4 | 0 | at Charlotte | 0 | 0 | 0 |
| Rice | 0 | 2 | 0 | APPALACHIAN ST. | 0 | 0 | 0 |
| Pepperdine | 3 | 2 | 0 | at North Carolina | 2 | 1 | 0 |
| at Duke | 1 | 3 | 0 | at Boston College | 0 | 0 | 0 |
| at Clemson | 0 | 0 | 0 | MARYLAND | 4 | 1 | 0 |
| Florida St. | 2 | 0 | 0 | VIRGINIA TECH | 0 | 0 | 0 |
| UNC | 1 | 1 | 0 | NORTH CAROLINA | 0 | 0 | 0 |
| at Virginia Tech | 0 | 0 | 0 | WAKE FOREST | 0 | 0 | 0 |
| at UNC | 2 | 2 | 0 | at Maryland | 2 | 2 | 0 |
| Maryland | 0 | 0 | 0 | FLORIDA STATE | 0 | 4 | 0 |
| at Alabama | 0 | 1 | 0 | at Georgia Tech | 0 | 0 | 0 |
| | | | | vs. Florida State | 0 | 1 | 0 |
| | | | | MINNESOTA | 0 | 1 | 0 |

All-ACC Academic Team

- Very strong and physical player who loves contact and has no regard for his own body
- Sets hard screens and rebounds at a good rate
- Majoring in mechanical engineering, taking classes such as applied thermodynamics and design of fluid & thermal systems. Three siblings are studying in Nigeria to be a civil engineer, chemical engineer and cell biology & genetics engineer.
- 185 test: 16 reps | Front squat: 330 | 1-step vertical: 33.5 | Bench max: 270
- Improved bench max from 215 to 270 and 185 test from 9-16 in 15 months under former strength coach Jim Krumpus
- Full name is Ethasor Raphael Akpejori ... Goes by Raphael ... First name is pronounced A-tha-saur ... Last name is pronounced AHK-peh-jour-ee
- Born Oct. 10, 1990
- Also recruited by Texas A&M, Colorado, USF and UCF

As a Sophomore (2011-12):

- Averaged 3.1 points and 2.6 rebounds in first nine games of season
- Led (or tied) for team game highs in blocked shots three times and in rebounds once
- Averaged 11.9 minutes per game until return of Reggie Johnson
- Book Buster (3.0 GPA), Athletics Director Honor Roll (3.2 GPA), Dean's List (3.5 GPA)

As a Freshman (2010-11):

- UM's second-most active player on glass, pulling down 18.5 percent of rebounds when in game - including 20.8 percent of defensive boards.

High School

Kansas All-State Class 1-A honorable mention selection ... Rated as No. 64 power forward by ESPN ... Played AAU basketball for Baltimore Elite ... Played in international game during 2008 Jordan Brand Basketball Classic in New York City.

CAREER STATISTICS

| Season | GP | GS | Min. | Avg. | FG | Total | | | 3-Point | | | Free Throws | | | Rebounds | | | | Scoring | | | | | | |
|--------------|-----------|----------|------------|------------|-----------|-----------|-------------|----------|----------|-------------|-----------|-------------|-------------|-----------|-----------|-----------|------------|-----------|----------|----------|-----------|-----------|----------|-----------|------------|
| | | | | | | FGA | Pct. | FT | FGA | Pct. | FTA | Pct. | Off. | Def. | Tot. | Avg. | PF | FO | Ast. | TO | Blk | Stl | Pts. | Avg. | |
| 2010-11 | 20 | 0 | 98 | 4.9 | 5 | 10 | .500 | 0 | 0 | .000 | 21 | 32 | .656 | 13 | 18 | 31 | 1.6 | 16 | 0 | 0 | 5 | 12 | 2 | 31 | 1.6 |
| 2011-12 | 22 | 3 | 147 | 6.7 | 13 | 27 | .481 | 0 | 0 | .000 | 10 | 17 | .588 | 21 | 12 | 33 | 1.5 | 27 | 0 | 2 | 7 | 11 | 4 | 36 | 1.6 |
| 2012-13 | 16 | 0 | 73 | 4.6 | 5 | 13 | .385 | 0 | 0 | .000 | 1 | 3 | .333 | 6 | 12 | 18 | 1.1 | 7 | 0 | 1 | 2 | 3 | 3 | 11 | 0.7 |
| TOTAL | 58 | 3 | 318 | 5.5 | 23 | 50 | .460 | 0 | 0 | .000 | 32 | 52 | .615 | 40 | 42 | 82 | 1.4 | 50 | 0 | 3 | 14 | 26 | 9 | 78 | 1.3 |

AKPEJIORI 2012-13

| Opponent | Date | TOTAL | | | 3-PTS | | | FREE THROWS | | | REBOUNDS | | | | PF | FO | A | TO | Blk | Stl | Pts | Avg | |
|-------------------|----------|-------|-----|----|-------|-----|-----|-------------|-----|----|----------|-----|-----|-----|-----|----|---|----|-----|-----|-----|-----|-----|
| | | GS | Min | FG | FGA | Pct | 3FG | FGA | Pct | FT | FTA | Pct | Off | Def | | | | | | | | | Tot |
| CHARLOTTE | 12-14-12 | 3 | 1 | 2 | .500 | 0 | 0 | .000 | 0 | 1 | .000 | 0 | 0 | 0 | 0.0 | 0 | 0 | 0 | 2 | 0 | 2 | 2.0 | |
| at UCF | 12-18-12 | 1 | 0 | 0 | .000 | 0 | 0 | .000 | 0 | 1 | 0.5 | 0 | 0 | 0 | 0.0 | 0 | 0 | 0 | 0 | 0 | 0 | 1.0 | |
| at Hawai'i | 12-22-12 | 4 | 0 | 0 | .000 | 0 | 0 | .000 | 0 | 0 | .000 | 1 | 1 | 2 | 1.0 | 0 | 0 | 0 | 0 | 0 | 0 | 0.7 | |
| vs Arizona | 12-23-12 | 3 | 0 | 0 | .000 | 0 | 0 | .000 | 1 | 2 | .500 | 0 | 1 | 1 | 1.0 | 0 | 0 | 0 | 0 | 0 | 1 | 0.8 | |
| vs Indiana State | 12-25-12 | 11 | 1 | 2 | .500 | 0 | 0 | .000 | 0 | 0 | .000 | 2 | 1 | 3 | 1.4 | 1 | 0 | 0 | 1 | 0 | 2 | 1.0 | |
| LA SALLE | 01-02-13 | 3 | 0 | 0 | .000 | 0 | 0 | .000 | 0 | 0 | .000 | 0 | 0 | 0 | 1.2 | 0 | 0 | 0 | 0 | 0 | 0 | 0.8 | |
| at Georgia Tech | 01-05-13 | 13 | 1 | 3 | .333 | 0 | 0 | .000 | 0 | 0 | .000 | 1 | 3 | 4 | 1.6 | 4 | 0 | 0 | 1 | 0 | 1 | 2 | 1.0 |
| at North Carolina | 01-10-13 | 7 | 0 | 0 | .000 | 0 | 0 | .000 | 0 | 0 | .000 | 0 | 0 | 0 | 1.4 | 0 | 0 | 0 | 0 | 1 | 0 | 0.9 | |
| MARYLAND | 01-13-13 | 7 | 0 | 2 | .000 | 0 | 0 | .000 | 0 | 0 | .000 | 2 | 2 | 4 | 1.7 | 1 | 0 | 0 | 0 | 1 | 0 | 0.8 | |
| at Boston College | 01-16-13 | 12 | 2 | 3 | .667 | 0 | 0 | .000 | 0 | 0 | .000 | 0 | 2 | 2 | 1.7 | 0 | 0 | 0 | 0 | 0 | 4 | 1.1 | |
| DUKE | 01-23-13 | 2 | 0 | 0 | .000 | 0 | 0 | .000 | 0 | 0 | .000 | 0 | 1 | 1 | 1.6 | 0 | 0 | 0 | 0 | 0 | 0 | 1.0 | |
| FLORIDA STATE | 01-27-13 | 2 | 0 | 0 | .000 | 0 | 0 | .000 | 0 | 0 | .000 | 0 | 0 | 0 | 1.5 | 1 | 0 | 1 | 0 | 0 | 1 | 0.9 | |
| BOSTON COLLEGE | 02-05-13 | 2 | 0 | 1 | .000 | 0 | 0 | .000 | 0 | 0 | .000 | 0 | 0 | 0 | 1.4 | 0 | 0 | 0 | 0 | 0 | 0 | 0.8 | |
| NORTH CAROLINA | 02-09-13 | 1 | 0 | 0 | .000 | 0 | 0 | .000 | 0 | 0 | .000 | 0 | 0 | 0 | 1.3 | 0 | 0 | 0 | 0 | 0 | 0 | 0.8 | |
| VIRGINIA TECH | 02-27-13 | 2 | 0 | 0 | .000 | 0 | 0 | .000 | 0 | 0 | .000 | 0 | 0 | 0 | 1.2 | 0 | 0 | 0 | 0 | 0 | 0 | 0.7 | |
| CLEMSON | 03-09-13 | 0 | 0 | 0 | .000 | 0 | 0 | .000 | 0 | 0 | .000 | 0 | 0 | 0 | 1.1 | 0 | 0 | 0 | 0 | 0 | 0 | 0.7 | |



TONYE JEKIRI

Freshman | Center | 7-0 | 227

#23

Hialeah, Fla. | Champagnat Catholic School

- Only played basketball for three years after moving to South Florida in September 2010 to begin hoops career
- Terrific learner who picks up concepts quickly
- Good passer for his size
- Developing his offensive game
- Can play with back to basket or step out for a 10-12-foot shot
- Runs the floor like a guard and has unstoppable motor
- Only scholarship freshman on the team, second Florida recruit in Larranaga era
- Acclimated himself well from Nigeria to US culture
- Chose jersey number 23 because July 23 is birthday
- 185 test: 9 reps | front squat: 245 | 1-step vertical: 31.5 | Bench max: 235
- Majoring in sports administration
- Born July 23, 1994 in Nigeria ... Given name is Tonye Frank Jekiri (TAHN-yay Ja-KEER-EE) ... Brother to Tammie, Omiebi and Boma
- Originally from Nigeria, Jekiri moved to South Florida in September 2010 to begin basketball career ... Previously played soccer
- Chose Miami over considerations from Virginia Tech, Clemson, Florida State, Auburn, Vanderbilt and Alabama
- Larranaga's second recruit from state of Florida, joining current Canes sophomore Shane Larkin from Orlando, Fla.

High School

Rated 17th-best center in country by *ESPN.com* and No. 13 by *Scout.com* ... Averaged 20 points, 12 rebounds and 5 blocks per game as a senior ... Notched 45 points and 20 rebounds in regional semifinals and 18 points, 14 rebounds and six blocks in regional finals ... Led team to 2A state title game ... First team 2011-12 Boys Class 2A All-State team ... First team All-FHSAA Tournament at state championships ... *Orlando Sentinel's* 2011-12 All-Florida boys basketball team ... Averaged 14 points and 10 rebounds per game as a junior with Champagnat, first year of organized hoops ... Team MVP ... Team captain ... On AAU circuit, played for Team Breakdown ... Dominated at Source Hoops Elite Camp and led Team Breakdown to championships in Breakdown Hoops Festival and Big Shots Myrtle Beach I.

Jekiri Career Highs

Points

Career: 4 (2x) last vs. Virginia Tech, 2/28/13
 ACC: 4 (2x) last vs. Virginia Tech, 2/28/13

Rebounds

Career: 4 (2x) last vs. Boston College 2/5/13
 ACC: 4 (2x) last vs. Boston College 2/5/13

Assists

Career: 1 (2x), last at Boston College, 1/16/13
 ACC: 1, at Boston College, 1/16/13

Steals

Career: 1 (6x), last vs. Georgia Tech 3/6/13
 ACC: 1 (4x), last vs. Georgia Tech 3/6/13

Blocked Shots

Career: 2 (2x) last vs. Virginia Tech, 2/28/13
 ACC: 2, vs. Virginia Tech, 2/28/13

Field Goals

Career: 2, vs. Florida State, 1/27/13
 ACC: 2, vs. Florida State, 1/27/13

Field Goal Attempts

Career: 3 (3x), last vs. Florida State, 1/27/13
 ACC: 3 (2x), last vs. Florida State, 1/27/13

Free Throws

Career: 4, vs. Virginia Tech, 2/28/13
 ACC: 4, vs. Virginia Tech, 2/28/13

Free Throw Attempts

Career: 6, vs. Virginia Tech, 2/28/13
 ACC: 6, vs. Virginia Tech, 2/28/13

3-Point Field Goals

Career: --
 ACC: --

3-Point Field Goal Attempts

Career: --
 ACC: --

Foul Disqualifications

Career: --
 ACC: --

Minutes


Career: 12 (2x) last vs. Florida State, 1/27/13
 ACC: 12 (2x) last vs. Florida State, 1/27/13

CAREER STATISTICS

| Season | GP | GS | Min. | Avg. | Total | | | 3-Point | | | Free Throws | | | Rebounds | | | | Scoring | | | | | | | |
|---------|----|----|------|------|-------|-----|------|---------|-----|------|-------------|-----|------|----------|------|------|------|---------|----|------|----|-----|-----|------|------|
| | | | | | FG | FGA | Pct. | FG | FGA | Pct. | FT | FTA | Pct. | Off. | Def. | Tot. | Avg. | PF | FO | Ast. | TO | Blk | Stl | Pts. | Avg. |
| 2012-13 | 31 | 0 | 204 | 6.6 | 13 | 25 | .520 | 0 | 0 | .000 | 11 | 20 | .550 | 25 | 20 | 45 | 1.5 | 34 | 0 | 3 | 10 | 9 | 6 | 37 | 1.2 |

JEKIRI 2012-13

| Opponent | Date | GS | Min | TOTAL | | | 3-PTS | | | FREE THROWS | | | REBOUNDS | | | | PF | FO | A | TO | Blk | Stl | Pts | Avg |
|-------------------|----------|----|-----|-------|-------|-----|-------|------|-----|-------------|-------|-----|----------|-----|-----|-----|----|----|---|----|-----|-----|-----|-----|
| | | | | FG | FGA | Pct | 3FG | FGA | Pct | FT | FTA | Pct | Off | Def | Tot | Avg | | | | | | | | |
| at FGCU | 11-13-12 | 9 | 0 | 0 | .000 | 0 | 0 | .000 | 1 | 2 | .500 | 1 | 1 | 2 | 2.0 | 2 | 0 | 0 | 1 | 0 | 0 | 1 | 1.0 | |
| JACKSONVILLE | 11-16-12 | 6 | 0 | 0 | .000 | 0 | 0 | .000 | 0 | 1 | .000 | 0 | 0 | 0 | 1.0 | 1 | 0 | 0 | 1 | 0 | 1 | 0 | 0.5 | |
| MICHIGAN STATE | 11-28-12 | 8 | 0 | 0 | .000 | 0 | 0 | .000 | 0 | 0 | .000 | 0 | 2 | 2 | 1.3 | 1 | 0 | 0 | 0 | 0 | 0 | 0 | 0.3 | |
| at Massachusetts | 12-01-12 | 2 | 0 | 0 | .000 | 0 | 0 | .000 | 0 | 0 | .000 | 0 | 0 | 0 | 1.0 | 0 | 0 | 0 | 0 | 0 | 0 | 0 | 0.3 | |
| CHARLOTTE | 12-14-12 | 11 | 0 | 0 | .000 | 0 | 0 | .000 | 0 | 0 | .000 | 0 | 0 | 0 | 0.8 | 1 | 0 | 0 | 0 | 2 | 0 | 0 | 0.2 | |
| at UCF | 12-18-12 | 8 | 1 | 3 | .333 | 0 | 0 | .000 | 1 | 2 | .500 | 2 | 0 | 2 | 1.0 | 4 | 0 | 0 | 0 | 0 | 0 | 0 | 3 | 0.7 |
| at Hawai'i | 12-22-12 | 9 | 0 | 0 | .000 | 0 | 0 | .000 | 0 | 0 | .000 | 0 | 0 | 0 | 0.9 | 1 | 0 | 1 | 0 | 0 | 1 | 0 | 0.6 | |
| vs Arizona | 12-23-12 | 7 | 0 | 1 | .000 | 0 | 0 | .000 | 0 | 0 | .000 | 1 | 1 | 2 | 1.0 | 3 | 0 | 0 | 0 | 1 | 0 | 0 | 0.5 | |
| vs Indiana State | 12-25-12 | 0 | 0 | 0 | .000 | 0 | 0 | .000 | 0 | 0 | .000 | 0 | 0 | 0 | 0.9 | 0 | 0 | 0 | 0 | 0 | 0 | 0 | 0.4 | |
| LA SALLE | 01-02-13 | 3 | 0 | 0 | .000 | 0 | 0 | .000 | 0 | 0 | .000 | 0 | 1 | 1 | 0.9 | 0 | 0 | 0 | 0 | 0 | 0 | 0 | 0.4 | |
| at Georgia Tech | 01-05-13 | 7 | 0 | 0 | .000 | 0 | 0 | .000 | 2 | 2 | 1.000 | 2 | 0 | 2 | 1.0 | 0 | 0 | 0 | 1 | 1 | 0 | 2 | 0.5 | |
| at North Carolina | 01-10-13 | 2 | 0 | 0 | .000 | 0 | 0 | .000 | 0 | 0 | .000 | 1 | 0 | 1 | 1.0 | 0 | 0 | 0 | 0 | 0 | 0 | 0 | 0.5 | |
| MARYLAND | 01-13-13 | 7 | 1 | 2 | .500 | 0 | 0 | .000 | 0 | 0 | .000 | 2 | 2 | 4 | 1.2 | 1 | 0 | 0 | 0 | 0 | 0 | 2 | 0.6 | |
| at Boston College | 01-16-13 | 7 | 0 | 0 | .000 | 0 | 0 | .000 | 0 | 0 | .000 | 0 | 1 | 1 | 1.2 | 1 | 0 | 1 | 1 | 0 | 1 | 0 | 0.6 | |
| DUKE | 01-23-13 | 12 | 1 | 3 | .333 | 0 | 0 | .000 | 0 | 1 | .000 | 1 | 1 | 2 | 1.3 | 0 | 0 | 0 | 1 | 1 | 1 | 2 | 0.7 | |
| FLORIDA STATE | 01-27-13 | 12 | 2 | 3 | .667 | 0 | 0 | .000 | 0 | 0 | .000 | 1 | 1 | 2 | 1.3 | 3 | 0 | 0 | 2 | 1 | 0 | 4 | 0.9 | |
| at Virginia Tech | 01-30-13 | 6 | 1 | 1 | 1.000 | 0 | 0 | .000 | 0 | 0 | .000 | 0 | 1 | 1 | 1.3 | 1 | 0 | 0 | 0 | 0 | 0 | 2 | 0.9 | |
| at NC State | 02-02-13 | 6 | 0 | 0 | .000 | 0 | 0 | .000 | 0 | 0 | .000 | 2 | 0 | 2 | 1.3 | 0 | 0 | 1 | 2 | 0 | 0 | 0 | 0.9 | |
| BOSTON COLLEGE | 02-05-13 | 10 | 1 | 2 | .500 | 0 | 0 | .000 | 0 | 2 | .000 | 3 | 1 | 4 | 1.5 | 1 | 0 | 0 | 0 | 1 | 1 | 2 | 0.9 | |
| NORTH CAROLINA | 02-09-13 | 9 | 1 | 1 | 1.000 | 0 | 0 | .000 | 0 | 0 | .000 | 1 | 1 | 2 | 1.5 | 1 | 0 | 0 | 1 | 0 | 0 | 2 | 1.0 | |
| at Florida State | 02-13-13 | 7 | 1 | 2 | .500 | 0 | 0 | .000 | 0 | 0 | .000 | 0 | 2 | 2 | 1.5 | 1 | 0 | 0 | 0 | 0 | 0 | 2 | 1.0 | |
| at Clemson | 02-17-13 | 2 | 0 | 0 | .000 | 0 | 0 | .000 | 0 | 0 | .000 | 0 | 0 | 0 | 1.5 | 1 | 0 | 0 | 0 | 0 | 0 | 0 | 1.0 | |
| VIRGINIA | 02-19-13 | 5 | 1 | 2 | .500 | 0 | 0 | .000 | 0 | 0 | .000 | 0 | 0 | 0 | 1.4 | 0 | 0 | 0 | 0 | 0 | 0 | 2 | 1.0 | |
| at Wake Forest | 02-23-13 | 7 | 1 | 1 | 1.000 | 0 | 0 | .000 | 0 | 0 | .000 | 2 | 1 | 3 | 1.5 | 2 | 0 | 0 | 0 | 0 | 0 | 2 | 1.1 | |
| VIRGINIA TECH | 02-27-13 | 7 | 0 | 0 | .000 | 0 | 0 | .000 | 4 | 6 | .667 | 1 | 1 | 2 | 1.5 | 1 | 0 | 0 | 0 | 2 | 0 | 4 | 1.2 | |
| at Duke | 03-02-13 | 5 | 1 | 1 | 1.000 | 0 | 0 | .000 | 0 | 0 | .000 | 0 | 0 | 0 | 1.4 | 1 | 0 | 0 | 1 | 0 | 0 | 2 | 1.2 | |
| GEORGIA TECH | 03-06-13 | 7 | 0 | 1 | .000 | 0 | 0 | .000 | 0 | 0 | .000 | 0 | 0 | 0 | 1.4 | 1 | 0 | 0 | 0 | 0 | 1 | 0 | 1.2 | |
| CLEMSON | 03-09-13 | 6 | 1 | 1 | 1.000 | 0 | 0 | .000 | 0 | 0 | .000 | 1 | 2 | 3 | 1.4 | 2 | 0 | 0 | 0 | 0 | 0 | 2 | 1.2 | |
| vs Boston College | 03-15-13 | 5 | 0 | 0 | .000 | 0 | 0 | .000 | 0 | 0 | .000 | 1 | 0 | 1 | 1.4 | 2 | 0 | 0 | 0 | 0 | 0 | 0 | 1.2 | |
| vs NC State | 03-16-13 | 9 | 0 | 0 | .000 | 0 | 0 | .000 | 2 | 2 | 1.000 | 2 | 1 | 3 | 1.5 | 2 | 0 | 0 | 0 | 0 | 0 | 2 | 1.2 | |
| vs North Carolina | 03-17-13 | 3 | 0 | 1 | .000 | 0 | 0 | .000 | 1 | 2 | .500 | 1 | 0 | 1 | 1.5 | 0 | 0 | 0 | 0 | 0 | 0 | 1 | 1.2 | |



JUSTIN HELLER

Junior | Guard | 6-2 | 180

Boca Raton, Fla. | West Boca Raton Community

#12

Heller Career Highs

| |
|---|
| Points |
| Career: 2, vs. Charlotte, 12/14/12 |
| Rebounds |
| Career: 3, vs. Charlotte, 12/14/12 |
| Assists |
| Career: 1 (2x) last vs. Florida State, 1/27/13 |
| Steals |
| Career: -- |
| Blocked Shots |
| Career: -- |
| Field Goals |
| Career: 1, vs. Charlotte, 12/14/12 |
| Field Goal Attempts |
| Career: 1 (5x), last vs. Florida State, 1/27/13 |
| Free Throws |
| Career: -- |
| Free Throw Attempts |
| Career: 2, vs. Charlotte, 12/14/12 |
| 3-Point Field Goals |
| Career: -- |
| 3-Point Field Goal Attempts |
| Career: 1 (2x) last vs. Florida State, 1/27/13 |
| Minutes |
| Career: 3, vs. Charlotte, 12/14/12 |

| 2011-12 | | | |
|-------------------|---|---|---|
| Opposition | P | R | A |
| at Charlotte | 0 | 0 | 0 |
| APPALACHIAN ST. | 0 | 2 | 0 |
| at Boston College | 0 | 0 | 0 |
| VIRGINIA TECH | 0 | 0 | 0 |
| WAKE FOREST | 0 | 0 | 0 |
| BOSTON COLLEGE | 0 | 0 | 0 |
| MINNESOTA | 0 | 0 | 0 |

As a Sophomore (2011-12): Played in seven games, including four ACC matchups ... Attempted two shots, including one three pointer ... Grabbed a pair of defensive rebounds ... Season highs include one field goal attempt against Boston College and Wake Forest, one three-point attempt vs. Boston College, two rebounds against Appalachian State and two minutes vs. Appalachian State ... Book Buster (3.0 GPA) ... Athletics Director Honor Roll (3.2 GPA).

As a Freshman (2010-11): Walked onto team ... Practiced, but did not see any game time.

High School: After transferring to West Boca, played one year of varsity basketball for the Bulls ... Among top 30 three-point scorers in Palm Beach County in 2009-10 ... Bulls were only team to beat powerhouse Dwyer, the top-ranked high school in county, with 82-73 victory.

Personal: Born on Dec. 26, 1991 ... Son of Neal Heller and Liz Heller ... Brother to Anthony Anderson ... Majoring in finance, with aspirations of becoming a CEO ... Recruited by American and North Florida ... Nickname is J-Hell.

CAREER STATISTICS

| Season | GP | GS | Min. | Avg. | Total | | | 3-Point | | | Free Throws | | | Rebounds | | | | Scoring | | | | | | | | | | |
|--------------|-----------|----------|-----------|------------|----------|----------|-------------|----------|----------|-------------|-------------|----------|-------------|----------|----------|----------|------------|----------|----------|----------|----------|----------|----------|----------|----------|----------|------------|-----|
| | | | | | FG | FGA | Pct. | FG | FGA | Pct. | FT | FTA | Pct. | Off. | Def. | Tot. | Avg. | PF | FO | Ast. | TO | Blk | Stl | Pts. | Avg. | | | |
| 2011-12 | 7 | 0 | 4 | 0.6 | 0 | 2 | .000 | 0 | 1 | .000 | 0 | 0 | .000 | 0 | 2 | .000 | 0 | 2 | 2 | 0.3 | 0 | 0 | 0 | 1 | 0 | 0 | 0 | 0.0 |
| 2012-13 | 8 | 0 | 10 | 1.3 | 1 | 3 | .333 | 0 | 1 | .000 | 0 | 2 | .000 | 0 | 4 | 4 | 0.5 | 1 | 0 | 2 | 2 | 0 | 0 | 2 | 0 | 0 | 2 | 0.3 |
| TOTAL | 15 | 0 | 14 | 0.9 | 1 | 5 | .200 | 0 | 2 | .000 | 0 | 2 | .000 | 0 | 6 | 6 | 0.4 | 1 | 0 | 2 | 3 | 0 | 0 | 2 | 0 | 2 | 0.1 | |

HELLER 2012-13

| Opponent | Date | GS | Min | TOTAL | | | 3-PTS | | | FREE THROWS | | | REBOUNDS | | | | PF | FO | A | TO | Blk | Stl | Pts | Avg |
|----------------|----------|----|-----|-------|-------|------|-------|------|------|-------------|------|------|----------|-----|-----|-----|----|----|---|----|-----|-----|-----|-----|
| | | | | FG | FGA | Pct | 3FG | FGA | Pct | FT | FTA | Pct | Off | Def | Tot | Avg | | | | | | | | |
| JACKSONVILLE | 11-16-12 | 0 | 0 | 0 | 0 | .000 | 0 | 0 | .000 | 0 | 0 | .000 | 0 | 0 | 0 | 0.0 | 0 | 0 | 0 | 0 | 0 | 0 | 0.0 | |
| CHARLOTTE | 12-14-12 | 3 | 1 | 1 | 1.000 | 0 | 0 | .000 | 0 | 2 | .000 | 0 | 3 | 3 | 1.5 | 0 | 0 | 0 | 0 | 2 | 1.0 | | | |
| at UCF | 12-18-12 | 1 | 0 | 0 | .000 | 0 | 0 | .000 | 0 | 0 | .000 | 0 | 0 | 0 | 1.0 | 0 | 0 | 1 | 0 | 0 | 0 | 0.7 | | |
| at Hawai'i | 12-22-12 | 1 | 0 | 0 | .000 | 0 | 0 | .000 | 0 | 0 | .000 | 0 | 0 | 0 | 0.8 | 0 | 0 | 0 | 0 | 0 | 0 | 0.5 | | |
| DUKE | 01-23-13 | 1 | 0 | 1 | .000 | 0 | 0 | .000 | 0 | 0 | .000 | 0 | 0 | 0 | 0.6 | 1 | 0 | 0 | 1 | 0 | 0 | 0.4 | | |
| FLORIDA STATE | 01-27-13 | 1 | 0 | 1 | .000 | 0 | 1 | .000 | 0 | 0 | .000 | 0 | 1 | 1 | 0.7 | 0 | 0 | 1 | 0 | 0 | 0 | 0.3 | | |
| BOSTON COLLEGE | 02-05-13 | 2 | 0 | 0 | .000 | 0 | 0 | .000 | 0 | 0 | .000 | 0 | 0 | 0 | 0.6 | 0 | 0 | 0 | 1 | 0 | 0 | 0.3 | | |
| NORTH CAROLINA | 02-09-13 | 1 | 0 | 0 | .000 | 0 | 0 | .000 | 0 | 0 | .000 | 0 | 0 | 0 | 0.5 | 0 | 0 | 0 | 0 | 0 | 0 | 0.3 | | |



STEVE SORENSON

Freshman | Guard | 6-0 | 151

Dallas, Texas | Mark's School of Texas

#3

Sorenson Career Highs

| |
|--------------------------------------|
| Points |
| Career: 1, vs. Duke 1/23/13 |
| Rebounds |
| Career: -- |
| Assists |
| Career: -- |
| Steals |
| Career: -- |
| Blocked Shots |
| Career: -- |
| Field Goals |
| Career: -- |
| Field Goal Attempts |
| Career: -- |
| Free Throws |
| Career: 1, vs. Duke 1/23/13 |
| Free Throw Attempts |
| Career: 1 (2x) last vs. Duke 1/23/13 |
| 3-Point Field Goals |
| Career: -- |
| 3-Point Field Goal Attempts |
| Career: -- |
| Minutes |
| Career: 3, vs. Charlotte, 12/14/12 |

High School: Named all-state by Texas Association of Basketball Coaches as a senior ... TABC academic all-state ... Two-time All-Southwest Preparatory Conference ... Trinity Valley Christian all-tournament team twice ... Team captain both junior and senior seasons ... Averaged 18 points, six assists, three rebounds, two steals in senior campaign ... Shot 50 percent from both field and distance in final season ... Team leadership award ... Invited to TABC all-star game and 2012 Showboat Classic ... Team MVP ... Notched 12 points, five assists, four rebounds and two steals per game sophomore season ... Shot 50 percent from field and 49 percent from three ... Most improved player sophomore season ... Three-year letterwinner ... Honor roll all four years.

Personal: Full name is Steven Lewis Sorenson, goes by Steve ... Born Dec. 30, 1993 in St. Louis, Mo. ... Son of Skip and Yvonne ... Brother to Erik, who was a walk-on with Virginia Tech basketball team from 2010-12 ... Played AAU ball for Dallas Heroes ... Majoring in business.

CAREER STATISTICS

| Season | GP | GS | Min. | Avg. | Total | | | 3-Point | | | Free Throws | | | Rebounds | | | | Scoring | | | | | | | | | |
|---------|----|----|------|------|-------|-----|------|---------|-----|------|-------------|-----|------|----------|------|------|------|---------|----|------|----|-----|-----|------|------|---|-----|
| | | | | | FG | FGA | Pct. | FG | FGA | Pct. | FT | FTA | Pct. | Off. | Def. | Tot. | Avg. | PF | FO | Ast. | TO | Blk | Stl | Pts. | Avg. | | |
| 2012-13 | 7 | 0 | 9 | 1.3 | 0 | 0 | .000 | 0 | 0 | .000 | 1 | 3 | .333 | 0 | 0 | 0 | 0.0 | 0 | 0 | 0 | 3 | 0 | 0 | 1 | 0 | 1 | 0.1 |

SORENSON 2012-13

| Opponent | Date | GS | Min | TOTAL | | | 3-PTS | | | FREE THROWS | | | REBOUNDS | | | | PF | FO | A | TO | Blk | Stl | Pts | Avg |
|----------------|----------|----|-----|-------|------|------|-------|------|------|-------------|------|------|----------|-----|-----|-----|----|----|---|----|-----|-----|-----|-----|
| | | | | FG | FGA | Pct | 3FG | FGA | Pct | FT | FTA | Pct | Off | Def | Tot | Avg | | | | | | | | |
| JACKSONVILLE | 11-16-12 | 0 | 0 | 0 | 0 | .000 | 0 | 0 | .000 | 0 | 0 | .000 | 0 | 0 | 0 | 0.0 | 0 | 0 | 0 | 0 | 0 | 0 | 0 | 0.0 |
| CHARLOTTE | 12-14-12 | 3 | 0 | 0 | .000 | 0 | 0 | .000 | 0 | 0 | .000 | 0 | 0 | 0 | 0.0 | 0 | 0 | 0 | 0 | 0 | 0 | 0 | 0 | 0.0 |
| at Hawai'i | 12-22-12 | 1 | 0 | 0 | .000 | 0 | 0 | .000 | 0 | 1 | .000 | 0 | 0 | 0 | 0.0 | 0 | 0 | 0 | 0 | 0 | 0 | 0 | 0 | 0.0 |
| DUKE | 01-23-13 | 2 | 0 | 0 | .000 | 0 | 0 | .000 | 1 | 2 | .500 | 0 | 0 | 0 | 0.0 | 0 | 0 | 0 | 1 | 0 | 0 | 1 | 0 | 0.3 |
| FLORIDA STATE | 01-27-13 | 1 | 0 | 0 | .000 | 0 | 0 | .000 | 0 | 0 | .000 | 0 | 0 | 0 | 0.0 | 0 | 0 | 0 | 0 | 0 | 0 | 0 | 0 | 0.2 |
| BOSTON COLLEGE | 02-05-13 | 1 | 0 | 0 | .000 | 0 | 0 | .000 | 0 | 0 | .000 | 0 | 0 | 0 | 0.0 | 0 | 0 | 0 | 1 | 0 | 0 | 0 | 0 | 0.2 |
| NORTH CAROLINA | 02-09-13 | 1 | 0 | 0 | .000 | 0 | 0 | .000 | 0 | 0 | .000 | 0 | 0 | 0 | 0.0 | 0 | 0 | 0 | 1 | 0 | 0 | 0 | 0 | 0.1 |



2012-13 Miami Men's Basketball
University of Miami Combined Team Statistics (as of Mar 17, 2013)
All games

| RECORD: | OVERALL | HOME | AWAY | NEUTRAL |
|----------------|----------------|-------------|-------------|----------------|
| ALL GAMES | 27-6 | 14-1 | 10-3 | 3-2 |
| CONFERENCE | 15-3 | 8-1 | 7-2 | 0-0 |
| NON-CONFERENCE | 12-3 | 6-0 | 3-1 | 3-2 |

| # | Player | gp-gs | min | avg | Total | | 3-Point | | F-Throw | | Rebounds | | | avg | pf | dq | a | to | blk | stl | pts | avg |
|----------------|---------------------|-------|------|------|----------|------|---------|-------|---------|-------|----------|-----|------|------|-----|----|-----|-----|-----|-----|------|------|
| | | | | | fg-fga | fg% | 3fg-fga | 3fg% | ft-fa | ft% | off | def | tot | | | | | | | | | |
| 00 | Shane Larkin | 33-32 | 1203 | 36.5 | 172-354 | .486 | 63-154 | .409 | 74-97 | .763 | 15 | 114 | 129 | 3.9 | 54 | 0 | 146 | 76 | 4 | 66 | 481 | 14.6 |
| 35 | Kenny Kadji | 33-33 | 969 | 29.4 | 157-327 | .480 | 45-126 | .357 | 79-116 | .681 | 52 | 178 | 230 | 7.0 | 82 | 1 | 29 | 60 | 44 | 13 | 438 | 13.3 |
| 01 | Durand Scott | 30-29 | 1043 | 34.8 | 145-313 | .463 | 30-89 | .337 | 76-103 | .738 | 25 | 93 | 118 | 3.9 | 65 | 3 | 77 | 61 | 3 | 48 | 396 | 13.2 |
| 04 | Trey McKinney Jones | 33-31 | 1000 | 30.3 | 101-240 | .421 | 53-135 | .393 | 55-65 | .846 | 12 | 96 | 108 | 3.3 | 53 | 0 | 53 | 33 | 1 | 28 | 310 | 9.4 |
| 42 | Reggie Johnson | 24-9 | 511 | 21.3 | 55-144 | .382 | 1-10 | .100 | 56-83 | .675 | 52 | 115 | 167 | 7.0 | 52 | 0 | 20 | 51 | 24 | 9 | 167 | 7.0 |
| 45 | Julian Gamble | 33-25 | 686 | 20.8 | 93-162 | .574 | 0-0 | .000 | 36-76 | .474 | 66 | 97 | 163 | 4.9 | 71 | 2 | 7 | 26 | 59 | 13 | 222 | 6.7 |
| 15 | Rion Brown | 33-6 | 719 | 21.8 | 67-183 | .366 | 29-109 | .266 | 33-45 | .733 | 19 | 42 | 61 | 1.8 | 45 | 0 | 28 | 21 | 2 | 14 | 196 | 5.9 |
| 02 | Bishop Daniels | 3-0 | 50 | 16.7 | 5-11 | .455 | 3-3 | 1.000 | 2-2 | 1.000 | 1 | 2 | 3 | 1.0 | 5 | 0 | 3 | 4 | 0 | 6 | 15 | 5.0 |
| 21 | Erik Swoope | 25-0 | 148 | 5.9 | 13-23 | .565 | 1-1 | 1.000 | 4-17 | .235 | 14 | 16 | 30 | 1.2 | 17 | 0 | 3 | 3 | 1 | 3 | 31 | 1.2 |
| 23 | Tonye Jekiri | 31-0 | 204 | 6.6 | 13-25 | .520 | 0-0 | .000 | 11-20 | .550 | 25 | 20 | 45 | 1.5 | 34 | 0 | 3 | 10 | 9 | 6 | 37 | 1.2 |
| 10 | Raphael Akpejori | 16-0 | 73 | 4.6 | 5-13 | .385 | 0-0 | .000 | 1-3 | .333 | 6 | 12 | 18 | 1.1 | 7 | 0 | 1 | 2 | 3 | 3 | 11 | 0.7 |
| 12 | Justin Heller | 8-0 | 10 | 1.3 | 1-3 | .333 | 0-1 | .000 | 0-2 | .000 | 0 | 4 | 4 | 0.5 | 1 | 0 | 2 | 2 | 0 | 0 | 2 | 0.3 |
| 03 | Steve Sorenson | 7-0 | 9 | 1.3 | 0-0 | .000 | 0-0 | .000 | 1-3 | .333 | 0 | 0 | 0 | 0.0 | 0 | 0 | 0 | 3 | 0 | 0 | 1 | 0.1 |
| Team | | | | | | | | | | | 44 | 60 | 104 | | | | 8 | | | | | |
| Total..... | | 33 | 6625 | | 827-1798 | .460 | 225-628 | .358 | 428-632 | .677 | 331 | 849 | 1180 | 35.8 | 486 | 6 | 372 | 360 | 150 | 209 | 2307 | 69.9 |
| Opponents..... | | 33 | 6625 | | 727-1822 | .399 | 207-635 | .326 | 341-525 | .650 | 329 | 744 | 1073 | 32.5 | 579 | 13 | 359 | 392 | 98 | 186 | 2002 | 60.7 |

| TEAM STATISTICS | UM | OPP | Date | Opponent | Score | Att. |
|------------------------|-----------|------------|-------------|-----------------------|--------------|-------------|
| SCORING | 2307 | 2002 | 11-09-12 | STETSON | w 87-79 | 3160 |
| Points per game | 69.9 | 60.7 | 11-13-12 | at Florida Gulf Coast | L 51-63 | 4552 |
| Scoring margin | +9.2 | - | 11-16-12 | JACKSONVILLE | w 73-57 | 3135 |
| FIELD GOALS-ATT | 827-1798 | 727-1822 | 11-24-12 | DETROIT | w 77-62 | 2946 |
| Field goal pct | .460 | .399 | ! 11-28-12 | MICHIGAN STATE | w 67-59 | 5791 |
| 3 POINT FG-ATT | 225-628 | 207-635 | 12-01-12 | at Massachusetts | w 75-62 | 7004 |
| 3-point FG pct | .358 | .326 | 12-14-12 | CHARLOTTE | w 77-46 | 3275 |
| 3-pt FG made per game | 6.8 | 6.3 | 12-18-12 | at UCF | w 72-50 | 5189 |
| FREE THROWS-ATT | 428-632 | 341-525 | & 12-22-12 | at Hawai i | w 73-58 | 8120 |
| Free throw pct | .677 | .650 | & 12-23-12 | vs Arizona | L 50-69 | 6564 |
| F-Throws made per game | 13.0 | 10.3 | & 12-25-12 | vs Indiana State | Lot 55-57 | 6514 |
| REBOUNDS | 1180 | 1073 | 01-02-13 | LA SALLE | w 76-59 | 3259 |
| Rebounds per game | 35.8 | 32.5 | * 01-05-13 | at Georgia Tech | w 62-49 | 7614 |
| Rebounding margin | +3.2 | - | * 01-10-13 | at North Carolina | w 68-59 | 20516 |
| ASSISTS | 372 | 359 | * 01-13-13 | MARYLAND | w 54-47 | 5809 |
| Assists per game | 11.3 | 10.9 | * 01-16-13 | at Boston College | w 60-59 | 3624 |
| TURNOVERS | 360 | 392 | * 01-23-13 | DUKE | w 90-63 | 7972 |
| Turnovers per game | 10.9 | 11.9 | * 01-27-13 | FLORIDA STATE | w 71-47 | 7972 |
| Turnover margin | +1.0 | - | * 01-30-13 | at Virginia Tech | w 73-64 | 5436 |
| Assist/turnover ratio | 1.0 | 0.9 | * 02-02-13 | at NC State | w 79-78 | 19557 |
| STEALS | 209 | 186 | * 02-05-13 | BOSTON COLLEGE | w 72-50 | 5149 |
| Steals per game | 6.3 | 5.6 | * 02-09-13 | NORTH CAROLINA | w 87-61 | 7972 |
| BLOCKS | 150 | 98 | * 02-13-13 | at Florida State | w 74-68 | 9007 |
| Blocks per game | 4.5 | 3.0 | * 02-17-13 | at Clemson | w 45-43 | 8998 |
| ATTENDANCE | 87212 | 200553 | * 02-19-13 | VIRGINIA | w 54-50 | 7972 |
| Home games-Avg/Game | 15-5814 | 13-9305 | * 02-23-13 | at Wake Forest | L 65-80 | 12037 |
| Neutral site-Avg/Game | - | 5-15917 | * 02-27-13 | VIRGINIA TECH | w 76-58 | 7434 |
| | | | * 03-02-13 | at Duke | L 76-79 | 9314 |
| | | | * 03-06-13 | GEORGIA TECH | L 69-71 | 7394 |
| | | | * 03-09-13 | CLEMSON | w 62-49 | 7972 |
| | | | 03-15-13 | vs Boston College | w 69-58 | 22169 |
| | | | 03-16-13 | vs NC State | w 81-71 | 22169 |
| | | | 03-17-13 | vs North Carolina | w 87-77 | 22169 |

! = ACC / Big Ten Challenge
 & = Hawaiian Airlines Diamond Head Classic | Honolulu, Hawaii
 * = Conference game