



2012 MIAMI FOOTBALL GAME NOTES

Miami Athletic Communications • 5821 San Amaro Drive • Coral Gables, FL 33146
HurricaneSports.com • Facebook: Facebook.com/MiamiHurricanes • Twitter: @HurricaneSports
Home to Five National Championships in the last 30 years (1983, 1987, 1989, 1991, 2001)

GAME INFORMATION

Date / Time: Sat., Oct. 6, 2012 / 7:30 p.m. EDT
Site: Chicago, Ill. / Soldier Field (61,500)
TV: NBC
Play-by-Play: Tom Hammond; **Analyst:** Mike Mayock
Sideline: Alex Flanagan
Local Radio: 560 WQAM
Play-by-Play: Joe Zagacki; **Analyst:** Don Bailey Jr.;
Sideline: Josh Darrow
Spanish Radio: Caracol 1260 AM
Play-by-Play: Roly Martin;
Analysts: Pepe Campos and Joe Martinez
Student Radio: 90.5 FM WVUM
Talent: Kyle Sielaff and Chris Wittingham
Satellite Radio: Sirius 134 (UM) / 129 (UND);
XM 192 (UM) / 129 (UND); Internet 129 (UND)
Live Stats: HurricaneSports.com
Twitter Updates: @HurricaneSports / @LosHurricanes
Series: Notre Dame leads, 16-7-1
Miami: Tied, 6-6-1
South Bend: Notre Dame leads, 8-1
Neutral Site: Notre Dame leads, 2-0
First Meeting: 1955 — L, 0-14
Last Meeting: 2010 — L, 17-33
Streak: Notre Dame, 2 wins

MIAMI

4-1, 3-0 ACC

2012: 4-1, 3-0 ACC (1st, Coastal)
Ranking: RV — AP, RV — Coaches
Last Game: Sept. 29, 2012 (Miami Gardens, Fla.)
defeated NC State, 44-37
Head Coach: Al Golden (Penn State, 1991)
Career: 37-41 (7th season)
at UM: 10-7 (2nd season)
vs. UND: 0-0
Twitter: @HurricaneSports / @LosHurricanes

NOTRE DAME

4-0

2012: 4-0
Ranking: 9 — AP, 10 — Coaches
Last Game: Sept. 22, 2012 (South Bend, Ind.)
defeated Michigan, 13-6
Head Coach: Brian Kelly (Assumption, 1983)
Career: 192-67-2 (22nd season)
at UND: 20-10 (3rd season)
vs. UM: 1-0
Twitter: @FightingIrish

MIAMI COMMUNICATIONS

Chris Yandle (Primary Contact) *Director of Communications*
O: 305-284-3248 C: 786-877-9368 E: c.yandle@miami.edu
Scott Zavitz (Secondary Contact) *Assistant Director*
O: 305-284-3236 C: 305-342-1424 E: szavitz@miami.edu
Jimmy Gill *Assistant Director*
O: 305-284-3231 C: 786-422-4029 E: jgill@miami.edu
Brian Bowsher *Digital Media Strategist*
O: 305-284-1904 C: 786-447-9494 E: b.bowsher@miami.edu



RAISING CANES (Season 2)

Season 2 of the wildly popular Raising Canes series gives college football fans exclusive access to the University of Miami Football program with head coach Al Golden.

GAME 6

CHICAGO, ILL. (SOLDIER FIELD)



RV/RV **MIAMI HURRICANES** (4-1, 3-0)

Head Coach: Al Golden (Penn State, 1991)
Career Record: 37-41 (7th season), **Record at UM:** 10-7 (2nd season), **Record vs. UND** 0-0

9/10 **NOTRE DAME FIGHTING IRISH** (4-0)

Head Coach: Brian Kelly (Assumption, 1983)
Career Record: 192-67-2 (22nd season), **Record at UND:** 20-10 (3rd season), **Record vs. UM:** 1-0

STORY LINES

- After a thrilling win over NC State, the Miami Hurricanes hit the road for the fourth time in six games to face the No. 9/10 Notre Dame Fighting Irish. Kickoff is scheduled for 7:30 p.m. EDT at Soldier Field in Chicago and will be aired on NBC.
- Saturday will be the 25th meeting between the programs, with Notre Dame owning a 16-7-1 series edge. The Irish have won the previous neutral site meetings, including in the 2010 Sun Bowl in El Paso, Texas.
- Miami is 41-27 all-time against AP Top 10 teams and 104-130-2 against Top 25 teams.
- With its win over NC State, Miami has its first three-game winning streak under second-year head coach Al Golden and its first since the 2009 season. The Canes' 4-1 start is also their best since they were 4-1 in 2009.
- The Hurricanes have posted their first 3-0 ACC start since 2004 — their first season in the conference.
- 12 of Miami's 26 scoring drives this season have needed less than two minutes, including four against NC State.
- Junior QB Stephen Morris registered 271 first-quarter passing yards en route to a Miami- and ACC-record 566 passing yards against NC State, breaking the previous UM record held by Gino Torretta (485 vs. San Diego State, 1991).
- Only three FBS players have thrown for more yards in a quarter since 2004. Morris' 287 yards in the first half were more than his total in three of the first four games this season.
- Sophomore WR Phillip Dorsett reeled in a career-high 191 yards and two TDs on seven catches against NC State following his 184 yards on nine catches at Georgia Tech for back-to-back 100-yard games. Dorsett's 191 yards are the third-most single-game receiving yards in UM history. In the last two weeks, Dorsett has racked up 375 receiving yards. In the first 15 games of his career, he had recorded 236 reception yards.
- With 651 yards of total offense against NC State, the Canes have recorded more than 400 yards of offense in three straight games. The 651 yards are third-most in UM history, trailing 689 vs. UCLA in 1998 and 655 vs. Boston College in 1984.
- In each of Miami's four wins, the Canes made up a deficit of at least seven points to come back and win.

NATIONAL TELEVISION COVERAGE

- Saturday's rivalry renewal between Miami and Notre Dame will be televised nationally at 7:30 p.m. EDT on NBC. Tom Hammond (play-by-play), Mike Mayock (analyst) and Alex Flanagan (sideline) will call the action.

2012 SCHEDULE / RESULTS

Date	Opponent	TV	Result
Sept. 1	at Boston College*	ABC/ESPN2	W, 41-32 Chestnut Hill, Mass. / Alumni Stadium (44,000) / Duke Johnson: 7 carries, 135 yards, 2 TDs
Sept. 8	at 21/20 Kansas State	FX	L, 13-52 Manhattan, Kan. / Bill Snyder Family Stadium (50,000) / Stephen Morris: 19-26, 215 yards
Sept. 15	BETHUNE-COOKMAN	ESPN3	W, 38-10 Miami Gardens, Fla. / Sun Life Stadium (74,916) / Duke Johnson: 246 all-purpose yards, 4 TDs
Sept. 22	at RV/RV Georgia Tech*	RSN	W, 42-36 OT Atlanta, Ga. / Bobby Dodd Stadium (55,000) / Mike James: 89 rush yards, 24 rec. yards, 4 TDs
Sept. 29	NC STATE* (Family Weekend)	ESPN	W, 44-37 Miami Gardens, Fla. / Sun Life Stadium (74,916) / Stephen Morris: 26-49, 566 yards (UM record), 5 TD
Oct. 6	vs. 9/10 Notre Dame	NBC	7:30 p.m. Chicago, Ill. / Soldier Field (61,500) / Notre Dame leads 16-7-1 (0-0 under Golden)
Oct. 13	NORTH CAROLINA* (Hispanic Heritage Day)	TBA	TBA Miami Gardens, Fla. / Sun Life Stadium (74,916) / UNC leads 8-7 (1-0 under Golden)
Oct. 20	FLORIDA STATE (Homecoming)	TBA	TBA Miami Gardens, Fla. / Sun Life Stadium (74,916) / Miami leads, 31-25 (0-1 under Golden)
Nov. 1	VIRGINIA TECH*	ESPN	7:30 p.m. Miami Gardens, Fla. / Sun Life Stadium (74,916) / Miami leads, 17-12 (0-1 under Golden)
Nov. 10	at Virginia*	TBA	TBA Charlottesville, Va. / Scott Stadium (61,500) / Miami leads, 5-4 (0-1 under Golden)
Nov. 17	USF* (Senior Day)	TBA	TBA Miami Gardens, Fla. / Sun Life Stadium (74,916) / Miami leads, 3-1 (1-0 under Golden)
Nov. 24	at Duke*	TBA	TBA Durham, N.C. / Wallace Wade Stadium (33,941) / Miami leads, 8-1 (1-0 under Golden)

WEEKLY MEDIA PLANNER: NOTRE DAME GAME

1 MON	2 TUE	3 WED	5 THU	5 FRI	6 SAT	7 SUN
<p>Practice (9:25 a.m.) Greentree Practice Fields</p> <p>Golden and requested players available to media after practice</p>	<p>Practice (9:25 a.m.)</p> <p>Weekly Press Conference Edgerrin James Room 12-12:30 p.m. (Players) 12:30-1 p.m. (Golden)</p> <p>Hurricane Hotline 7-9 p.m. (The Grove Spot)</p>	<p>Practice (9:25 a.m.) Greentree Practice Fields</p> <p>Golden available to media after practice</p> <p>ACC Teleconference 12:20 p.m.</p>	NO AVAILABILITY	NO AVAILABILITY Depart for Chicago	<p>Miami vs Notre Dame 7:39 p.m. (NBC)</p> <p>Postgame Press Conference <i>Miami locker room is closed</i></p> <p>AI Golden, 20 minutes after conclusion of game; players immediately after</p>	<p>AI Golden Teleconference 4:30 p.m.</p> <p>No Player Availability</p>

ACC INJURY REPORT

POST-NC STATE

Surgery/Out for the season:

Ramon Buchanan	Lower Extremity
Malcolm Lewis	Lower Extremity
Sean McNally	Lower Extremity

Next report will be Thursday prior to Notre Dame game

MEDIA INFORMATION

COVERING THE HURRICANES

Interview requests for players and coaches after practice must be submitted by Noon the previous day. Member members wishing to write feature stories should submit feature story requests to **Chris Yandle** (c.yandle@miami.edu) by 3 p.m. Sunday.

Yandle and the Miami Communications Staff will make every effort to schedule a separate time to accommodate those requests. Because of time constraints and academic/meeting obligations, media members may only request two (2) student-athletes and/or assistant coaches for post-practice interviews

ACC TELECONFERENCE

Miami head coach **AI Golden** and the league's other 11 coaches will be featured on a weekly teleconference each Wednesday during the 2012 football season from 10:30 a.m. to 12:30 p.m., beginning Aug. 29, and concluding Nov. 21.

Each coach will have 10 minutes to make an opening statement and answer questions. There will be an audiofile available of each teleconference on the Conference's official website (theACC.com) each Wednesday afternoon as well as a written transcript of the call.

Golden's schedule time is 12:20 p.m. to 12:30 p.m. ET each Wednesday. Media representatives wishing to participate in the teleconference should contact the ACC Communications Office.

HURRICANE HOTLINE

Hurricane Hotline is a weekly two-hour show hosted by **Joe Zagacki** and **Don Bailey Jr.** and airs Tuesday or Wednesday nights from 7-9 p.m. during the season at The Grove Spot (3324 Virginia Street, Coconut Grove).

Hurricane Hotline features interviews with UM head coach **AI Golden**, players, coaches and other Miami personnel as well as other featured guests. Fans are encouraged to listen on 560 WQAM or view the show in-person at The Grove Spot.

RAISING CANES

Raising Canes, the award-winning all-access show produced by 3Penny Films, is back. Check out HurricaneSports.com for the latest show as well as previously archived shows.

QUICK HITS

- Notable Miami ACC statistical rankings: 2nd in pass offense, (328.4), 3rd in kickoff returns (26.1), 3rd in kickoff coverage (42.1), 3rd in turnover margin (+3), 5th in total offense (472.6), 6th in scoring offense (35.6) and sixth in interceptions (5).
- Notable Miami NCAA statistical rankings: 15th in passing offense, 23rd in kickoff returns, 35th in total offense, 37th in scoring offense, t-39 in sacks allowed.
- **Duke Johnson** ACC statistical rankings: 1st amongst all-purpose runners (184.0); 2nd in kickoff returns (29.6); 3rd in scoring among non-kickers (8.4) and 3rd in rushing (71.80)
- **Duke Johnson** NCAA rankings: 5th amongst all-purpose runners; t5 1st in scoring; 17th in kickoff returns.
- Junior QB **Stephen Morris** ranks first among ACC quarterbacks in passing yards per game (327.0) and in total offense (333.2).
- **Stephen Morris** threw for a Miami- and ACC-record 566 passing yards, 5 TDs and earned an ESPN #HelmetSticker from **Lou Holtz**. Morris also picked up a trio of additional honors Sunday — ACC Offensive Player of the Week (*College Sports Madness* and *SouthernPigskin.com*) and honorable mention CFPA Quarterback of the Week.
- WRs **Phillip Dorsett** and **Rashawn Scott** and punter **Dalton Botts** also picked up honorable mention honors from College Football Performance Awards (CFPA). Botts was named ACC Special Teams Player of the Week by *SouthernPigskin.com*.
- Through four games, 17 freshmen have seen action for the Miami Hurricanes, including 14 true freshmen.
- Five freshmen have started at least one game for the Miami Hurricanes — true freshman RT **Ereck Flowers**, true freshman RB **Duke Johnson**, true freshman WR **Malcolm Lewis**, true freshman S **Deon Bush** and redshirt freshman LB **Eddie Johnson**.
- Freshman RB **Duke Johnson** has earned back-to-back Paul Hornung Award Weekly Honor Roll honors.
- In the first 17 games of the **AI Golden** era, Miami has used 14 different defensive starting lineups.
- Nearly 70 of Miami's 2012 roster hails from Florida (67 players), including 21 that hail from Miami-Dade County.

NOTRE DAME SERIES HISTORY

- Miami is 7-16-1 all-time against Notre Dame, but has won five of its last seven meetings with the Irish.
- The series opened in 1955, with the Irish beating the Canes 14-0 in the Orange Bowl.
- From there, Miami won the next meeting in 1960 (28-12). The two teams tied 0-0 in 1965 before Notre Dame won 11 straight meetings from 1967-1980. From 1981-1989, Miami went 6-2 before the Irish won the last two meetings, 29-20, in 1990 and 33-17 at the 2010 Sun Bowl.

A WIN BY MIAMI WOULD...

- Give the Hurricanes their first four-game winning streak under **AI Golden** and first since the 2008 season.
- Give the Hurricanes their first win over a Top 10 team since defeating No. 8 Oklahoma in 2009.
- Give the Hurricanes their first 5-1 start to the season since 2009.
- Be Hurricanes' first win over Top 10 team since Oct. 3, 2009 (21-20 over No. 8 Oklahoma).

#ROOKIECANES

- In Miami's fifth game of the season, 15 freshmen (13 true freshmen) played vs. NC State.
- True freshman RB **Duke Johnson** made his third start of the season. On the defensive side of the ball, redshirt freshman LB **Eddie Johnson** made his fourth start.
- RB **Duke Johnson** scored his team leading seventh TD of the season.
- In his fourth start, **Eddie Johnson** tallied seven tackles and recoded his first career sack. He also forced two fumbles, giving him three on the season - the most in the ACC.

CANES AGAINST AP TOP 25

- Miami is 104-130-2 all-time against AP Top 25 opponents, including a 41-27 mark against teams ranked inside the AP Top 10.
- Notre Dame is Miami's second AP Top 25 opponent this season. Earlier this season, the Canes lost 52-13 at No. 21 Kansas State.
- Miami is playing an AP Top 10 team for the first time since 2010 (24-36 loss at No. 2 Ohio State).
- Miami is 2-2 against AP Top 25 teams in the **AI Golden** era with victories over No. 17 Ohio State (2011) and No. 22 Georgia Tech (2011).
- Miami's last win over a Top 25 team was 2011 vs. No. 22 Georgia Tech.
- Saturday marks the fourth consecutive season that Miami has played at least two AP Top 25 ranked opponents.

#CANESNOTES

- **Phillip Dorsett's** breakout season continues. Dorsett has 16 rec, 375 yds & 3 TDs in last 2 gms. Had 26 rec, 236 yds, 1 TD in first 15 gms
- **Stephen Morris** set Miami and @theACC single-game record with 566 passing yards vs @PackFootball (previous @theACC mark was 545, Rusty LaRue)
- #Canes recorded 23 points in first quarter against @PackFootball, most since Miami scored 27 points in 1Q at @OwlSports_com on Oct. 15, 2005.
- #Canes have recorded more than 400 yards of offense in three straight games.
- Miami's 651 yards against @PackFootball are third-most in UM history, trailing 689 vs. @UCLAFootball in 1998 and 655 vs. @BCSportsNews in 1984.
- 12 of Miami's 26 scoring drives this season have needed less than two minutes. #TwoMinuteDrill
- In each of Miami's four wins, the Canes made up a deficit of at least seven points to come back and win. #ComebackCanes
- In Miami's three @theACC wins, #Canes have scored 41 (@BCSportsNews), 42 (@GTAthletics) and 44 (@PackFootball). Have won by combined 22-point margin.
- #Canes defense has forced 12 turnovers (5 INT, 7 fumbles) in 5 games. Last season, UM forced 15 turnovers in 12 games.
- Miami's defense has recorded safety in back-to-back games for first time since 2008 (@FSU_Football & @UCF_Football).
- Redshirt freshman LB **Eddie Johnson** has forced 3 fumbles and racked up 31 tackles and 3.5 TFL. #NoseFortheFootball
- MLB **Gionni Paul** made career-first start vs @PackFootball and tallied career-high 11 tackles (had 11 career tackles prior). #GreatDebut
- Freshman S and Miami product **Deon Bush** has tallied 18 tackles - all solo stops. #SoloMachine

PLENTY OF OPTIONS

- Miami has 14 different players that have at least one reception in the first five games of the season.
- **Allen Hurns, Rashawn Scott, Phillip Dorsett, Clive Walford, Malcolm Lewis, Duke Johnson, Devon Johnson, Mike James, Asante Cleveland, Kendal Thompkins, Eduardo Clements, Dyron Dye, Maurice Hagens** and **Herb Waters** each have at least one grab through two games.
- Sophomore WR **Phillip Dorsett** leads UM with 28 receptions and 464 receiving yards this season.

MIAMI'S THUNDER AND LIGHTNING

- Senior RB **Mike James** and freshman RB **Duke Johnson** have combined for 637 of Miami's 721 rushing yards on 112 carries through five games. The lightning-quick Johnson, who has already collected two ACC Rookie of the Week honors this season, has amassed 359 yards and five rushing TDs on 52 carries, while the bruising James has 278 yards and three touchdowns on 60 carries.
- The duo has combined for 160-plus rushing yards in three of Miami's first five games. In the Hurricanes' 41-32 season-opening win at Boston College, Johnson rushed for 135 yards, while James added 54 yards. Two weeks later, the pair amassed 171 yards — Johnson 94 yards and James 77 yards (both season highs).
- Johnson (7) and James (4) have combined for 11 of Miami's 22 total touchdowns this season.

BIG ARM MORRIS

- Junior QB **Stephen Morris** recorded five touchdowns, tying five other UM play callers for the school record for most TD passes in a game. The last UM QB to score five TDs was **Kyle Wright** at Wake Forest in 2005. Morris' previous career high was two touchdowns, which he had recorded twice in his career.
- Morris set an ACC record with 566 passing yards against NC State. The previous record was 545 by Rusty LaRue (Wake Forest vs. NC State, 1995).
- In the past two games, Morris has totaled 1,002 passing yards (436 at Georgia Tech; 566 vs. NC State).

RECORD BREAKDOWN

Current Streak	Won 3
Current Home Streak	Won 2
Current Road Streak	Won 1
Last Win	44-37 vs. NC State (9/29/12)
Last Road Win	42-36 (OT) at Georgia Tech (9/22/12)
Last Loss	52-13 to Kansas State (9/8/12)
Last Road Loss	52-13 to Kansas State (9/8/12)

	2012	GOLDEN
Home.....	2-0	6-3
Away.....	2-1	4-4
Natural Grass	3-0	9-6
Artificial Turf.....	1-1	1-1
vs. Ranked Opponents.....	0-1	2-2

September	4-1	5-3
October	0-0	3-2
November	0-0	2-2
December	0-0	0-0

Leading at Halftime.....	3-0	8-1
Trailing at Halftime.....	1-1	1-6
Tied at Halftime.....	0-0	1-0
Scoring First.....	1-0	7-2
Opponent Scoring First.....	3-1	3-5

Score < 20 Points.....	0-1	1-3
Score 20+ Points.....	3-0	8-4
Score 30+ Points.....	3-0	6-1
Score 40+ Points.....	2-0	4-0
Opponent Scores < 20 Points.....	1-0	6-0
Opponent Scores 20+ Points.....	2-0	3-6
Opponent Scores 30+ Points.....	2-0	2-2
Opponent Scores 40+ Points.....	0-1	0-1

Gain < 20 First Downs.....	0-1	4-4
Gain 20+ First Downs.....	4-0	6-3
Opponent Gains < 20 First Downs.....	1-0	5-2
Opponent Gains 20+ First Downs.....	3-1	5-5

More Rushing Yards Than Opponent.....	1-0	3-3
Fewer Rushing Yards Than Opponent.....	3-1	7-4
Rush For < 100 Yards.....	1-1	3-2
Rush For 100+ Yards.....	3-0	7-5
Opponent Rushes For < 100 Yards.....	1-0	1-1
Opponent Rushes For 100+ Yards.....	3-1	9-6

More Passing Yards Than Opponent	3-1	7-5
Fewer Passing Yards Than Opponent	1-0	3-2
Pass For < 200 Yards.....	0-0	2-1
Pass For 200+ Yards.....	4-1	8-6
Opponent Passes For < 200 Yards.....	2-0	6-3
Opponent Passes For 200+ Yards	2-1	4-4

More Total Yards Than Opponent.....	2-0	7-4
Fewer Total Yards Than Opponent.....	2-1	3-3
Gain < 300 Total Yards	0-1	1-1
Gain 300+ Total Yards.....	4-0	9-6
Opponent Gains < 300 Total Yards.....	0-0	3-1
Opponent Gains 300+ Total Yards.....	4-1	7-6

Commit No Turnovers	0-0	1-2
Commit < 3 Turnovers.....	4-0	8-1
Commit 3+ Turnovers	0-1	1-4
Force < 3 Turnovers	2-1	7-5
Force 3+ Turnovers.....	2-0	3-2

Commit < 6 Penalties	1-1	5-3
Commit 6+ Penalties.....	3-0	5-4

3rd Down % < 25	0-0	0-1
3rd Down % 25-49	2-1	6-5
3rd Down % 50+	2-0	4-1
Opponent 3rd Down % < 25	0-0	1-0
Opponent 3rd Down % 25-49.....	4-0	8-4
Opponent 3rd Down % 50+	0-1	1-3

Trail Time of Possession	4-1	8-3
Lead Time of Possession	0-0	2-4

QUICK FACTS

UNIVERSITY INFORMATION

Location	Coral Gables, Fla.
Enrollment	15,629
Founded	1925
Nickname	Hurricanes
Colors	Orange (PMS 1665), Green (PMS 3435) and White
President	Donna E. Shalala
Athletics Director	Shawn Eichorst
Conference / Division	Atlantic Coast Conference / Coastal
Stadium / Capacity	Sun Life Stadium / 74,916
Press Box Phone	305-943-8060
Ticket Office Phone	1-800-GO-CANES (462-2637)

COACHING STAFF

Head Coach	Al Golden
Record at Miami	10-7 (2nd season)
Career Record	37-41 (7th season)
Assistant Head Coach / Def. Coord.	Mark D'Onofrio
Offensive Coordinator / Quarterbacks	Jedd Fisch
Senior Defensive Assistant / DL	Jethro Franklin
Tight Ends / National Recruiting Coord.	Brennan Carroll
Running Backs / FL Recruiting Coord.	Terry Richardson
Offensive Line	Art Kehoe
Wide Receivers / Passing Game Coord.	George McDonald
Defensive Backs	Paul Williams
Linebackers / Special Teams Coord.	Micheal Barrow
Graduate Assistant / Defense	Phillip Eisenstein
Graduate Assistant / Offense	DJ Hernandez

SUPPORT STAFF

Director of Football Operations	Don Corzine
Director of Player Development	Ryan McNamee
Senior Football Operations Coordinator	Hurlie Brown
Assistant Director of Football Operations	Rob Messinger
Coordinator of Football Operations	Matt Doherty
Coordinator of Football Operations	Lindsay Bohlen
Administrative Assistant to Head Coach	Myrna Schneider
Head Football Athletic Trainer	Vinny Scavo
Head Strength & Conditioning Coach	Andreu Swasey
Assistant Strength & Conditioning Coach	Cols Colas
Assistant Strength & Conditioning Coach	Victor Ishmael
Equipment Manager	Bobby Revilla

COMMUNICATIONS (FOOTBALL)

Director of Communications	Chris Yandle
Cell	786-877-9368
E-mail	c.yandle@miami.edu
Twitter	@ChrisYandle
Assistant Director	Scott Zavitz
Cell	305-342-1424
E-mail	szavitz@miami.edu
Twitter	@ScottZavitz
Assistant Director	Jimmy Gill
Cell	786-422-4029
E-mail	jjill@miami.edu
Twitter	@JGill027
Website	www.HurricaneSports.com
Football Blog	www.TheUFootball.com
Mailing Address	5821 San Amaro Drive Coral Gables, FL 33146

TWO-MINUTE OFFENSE

- 12 of Miami's 26 scoring drives this season have needed less than two minutes, including five that have needed less than 60 seconds.
- At Boston College, Miami had three scoring drives that lasted under two minutes, including a pair of drives that resulted in a **Duke Johnson** TD run of more than 50 yards.
- Six of the 12 scoring drives have occurred in the last two weeks. In Miami's 44-37 home win over NC State, the Hurricanes had four scoring drives that needed less than 100 seconds — a 14-yard TD pass (0:42), a 24-yard TD pass (1:36), a 76-yard TD pass (1:12) and the game-winning 62-yard TD pass (0:29).

WHAT WE'VE LEARNED FROM @BYTIMREYNOLDS (POST-NC STATE)

- Miami has now won 100 straight games when scoring at least 40 points. Last loss: Hail Flutie game, 1984.
- **Stephen Morris'** 21.77 yards-per-completion rate was 4th-best in the country this year, and best by an ACC QB since 9/27/08.
- Morris had seven completions of at least 40 yards on Saturday. He had a total of five in 2012 entering the day.
- Morris' 1,635 yards in five games this season exceed his total from his first two years at Miami (1,523).
- Morris' average of 327 yards passing per game is on pace to be most in ACC since Philip Rivers (345.5, 2003).
- UM's 1,260 yards of offense in last two games is most in two-game span since last 2 games of 1998 (1,283).
- Miami is 1 of only 4 FBS schools to post consecutive 600-yard games this season. (OK St 3, FSU 2, UCLA 2).
- Of those four schools with at least two straight 600-yard games, only Florida State and Miami have done it against BCS opponents.
- Miami's **Phillip Dorsett** is the only WR in the country with at least two 180-yard games this season. His total last year: 147 yards.
- Miami is 3-0 in league play for the 11th time in program history. The Hurricanes have ended each of the other 10 seasons ranked no lower than No. 15. (Avg 7.4)
- Miami is now just 11-27 since 1996 when rushing for less than 100 yards (won five of last eight).
- Miami is 3-1 this season when allowing 30 points this season. Since 2004, the Hurricanes had been 3-20 when allowing 30 points.
- And finally, Miami is the only team in the nation with two safeties so far this season.

THE #DUUKE OF MIAMI

- In the first quarter against B-CU, Johnson returned a kickoff 95 yards for Miami's first score of the game. The return tied **Tremain Mack** (at Syracuse, 1996) for the eighth-longest kickoff return in Hurricanes history. It was Miami's third kickoff returned for a touchdown since 2005. In 2005 against Temple, **Devin Hester** had a 100-yard kickoff return and **Lamar Miller** notched an 88-yard kickoff return at Ohio State, Sept. 11, 2010.
- Johnson ranks fifth nationally with 184.0 all-purpose yards per game. That total is 23.5 yards per contest more than Maryland's Stefan Diggs, who ranks second in the Atlantic Coast Conference.
- Johnson already has four 50-plus yard TDs on the season. The same as the entire 2011 team.
- Against Boston College in the season-opener, Johnson became the first UM freshman RB to rush for 100 or more yards in first college game since **Clinton Portis** in 1999.

** (thanks to AP writer Tim Reynolds, @ByTimReynolds, for the note)*

DUKE JOHNSON SCORING PLAYS

OPPONENT	SCORING PLAY	DRIVE LENGTH
Boston College	54-yard run	1:51
Boston College	56-yard run	1:17
Bethune-Cookman	95-yard kickoff return	--
Bethune-Cookman	1-yard run	2:31
Bethune-Cookman	50-yard reception	2:09
Bethune-Cookman	28-yard run	1:24
NC State	4-yard run	3:24

JAMES SELECTED TO ALLSTATE AFCA GOOD WORKS TEAM

- Senior RB **Mike James** is one of 22 student-athletes selected to the 2012 Allstate AFCA Good Works Team, announced by Allstate Insurance Company and the American Football Coaches Association.
- James is one of only 11 college football players from the Football Bowl Subdivision to be honored with the award, one of the most prestigious community service awards in all of college football. He is the sixth Miami Hurricane to be named to the Allstate AFCA Good Works Team, joining Robert Bass (1993), Tony Coley (1996), Ryan Clement (1997), Nate Books (1998) and Joaquin Gonzalez (2001).
- During his career at the University of Miami, James has contributed countless hours to supporting community service organizations in the Miami community, including volunteering for Empowered Youth, an organization providing mentoring to at-risk youth, serving as a project manager for the 2012 University of Miami Bone Marrow Drive and serving meals to the homeless with the Miami Rescue Mission. James has also been involved with The Ronald McDonald House, Rushing the Community and Canes on Patrol.

KENNEDY ENSHRINED IN PRO FOOTBALL HALL OF FAME

- Former All-American **Cortez Kennedy** was officially enshrined into the Pro Football Hall of Fame on August 4. The defensive tackle is the fifth Hurricane to earn the honor, joining **Jim Otto** (1980), **Ted Hendricks** (1990), **Jim Kelly** (2002) and **Michael Irvin** (2007) in Canton.
- Kennedy registered 58 sacks and scored one touchdown on a fumble recovery in his 11-season career with the Seattle Seahawks. The No. 3 overall pick in the 1990 NFL Draft, Kennedy had a streak of 116 games played, earned selection to eight Pro Bowls (1992-97, 1999, 2000) and missed just nine games out of a possible 176 in his career.
- As a senior defensive tackle in 1989, he emerged as a dominant force on what many considered to be the nation's top defensive line unit. Kennedy started all 12 games and his tenacious defense helped lead UM to a 11-1 season, a victory in the Sugar Bowl over Alabama and the 1989 National Championship. He earned second team AP All-American honors.

'MAD STORK' ON ACC LEGENDS CLASS OF 2012 ROSTER

- Former Hurricanes DE and Pro Football Hall of Fame DE **Ted Hendricks** is a member of the Atlantic Coast Conference's Class of 2012 Dr Pepper ACC Football Championship Game Legends.
- Hendricks, known as the "Mad Stork" for his tall (6-7), angular build and his dominating defensive play, started three seasons at defensive end for the Miami Hurricanes under coach Charlie Tate. A three-time All-America for the Hurricanes, he earned consensus, first-team All-America honors in 1967 and 1968, and led Miami to a 20-11-1 record. He ended his collegiate career as Miami's all-time leading tackler with 318 hits in 1968. That year, he was named UPI National Lineman of the Year and finished 5th in the Heisman Trophy balloting.
- He went on to a spectacular 15-year NFL career as an outside linebacker playing in 215 consecutive games with the Baltimore Colts, Green Bay Packers, Oakland and L.A Raiders. During his time in the NFL, he helped lead his teams to four Super Bowl championships, was an eight-time Pro Bowl selection, four times selected as an All-Pro and five times named second-team All-Pro. He was inducted into the National Football Foundation and College Hall of Fame in 1987 and was named to the Pro Football Hall of Fame in 1990. He was named to the NFL's 75th Anniversary All-Time team and to the NFL's All-Decade team of the 1970's.
- He was inducted into the University of Miami Hall of Fame in 1980, to its Ring of Honor in 1997 and had his jersey number—number 89—retired, also in 1997.

ALL-TIME MIAMI HURRICANES ACC LEGENDS

NAME, POSITION	INDUCTED
George Mira, QB	2005
Gino Torretta, QB	2006
Jim Kelly, QB	2007
Russell Maryland, DT	2008
Vinny Testaverde, QB	2009
Cortez Kennedy, DT	2010
Jim Otto, C	2011
Ted Hendricks, DE	2012

#PROCANES

- More than 275 former Hurricanes have gone on to play professionally in the NFL.
- 38 Hurricanes have been a part of a Super Bowl-winning team and a total of 72 former Canes have played in a Super Bowl.
- DT Dwayne Hendricks, DB Bruce Johnson, SS Kenny Phillips and DB Antrel Rolle were members of the Super Bowl XLVI champion New York Giants in 2011. DT Vince Wilfork also played in Super Bowl XLVI for the New England Patriots.
- 52 former Hurricanes are currently with NFL teams as of Sept. 23, 2012.

AFC East (5): Miami Dolphins (RB Lamar Miller, DE Olivier Vernon); New England Patriots (DT Marcus Forston, DL Vince Wilfork, TE Kellen Winslow)

AFC North (8): Baltimore Ravens (RB Damien Berry, LB Ray Lewis, T Bryant McKinnie, S Ed Reed, WR Tommy Streater); Cleveland Browns (WR Travis Benjamin); Pittsburgh Steelers (LB Sean Spence; CB DeMarcus Van Dyke)

AFC South (7): Houston Texans (T Rashad Butler, CB Brandon Harris, WR Andre Johnson, C Chris Myers, ILB Darryl Sharpton); Indianapolis Colts (WR Reggie Wayne); Tennessee Titans (LB Colin McCarthy)

AFC West (6): Denver Broncos (T Orlando Franklin, RB Willis McGahee, WLB D.J. Williams); Kansas City Chiefs (DE Allen Bailey, T Eric Winston); Oakland Raiders (TE Richard Gordon)

NFC East (8): New York Giants (DE Adewale Ojomo, CB Bruce Johnson, S Kenny Phillips, S Antrel Rolle); Philadelphia Eagles (TE Chase Ford); Washington Redskins (WR Leonard Hankerson, FS Brandon Meriweather, WR Santana Moss)

NFC North (3): Chicago Bears (WR Devin Hester); Detroit Lions (T Jason Fox); Green Bay Packers (CB Sam Shields)

NFC South (8): Atlanta Falcons (P Matt Boshier, DT Micanor Regis); Carolina Panthers (LB Jon Beason, TE Greg Olsen); New Orleans Saints (TE Jimmy Graham, LB Jon Vilma, OL Harland Gunn); Tampa Bay: (WR Roscoe Parrish)

NFC West (7): Arizona Cardinals (DE Calais Campbell, RB Javarris James, WR LaRon Byrd); St. Louis Rams (LB Rocky McIntosh; OL Brandon Washington); San Francisco 49ers (LB Tavares Gooden, RB Frank Gore)

HURRICANES RADIO NETWORK

Miami Hurricanes football games can be heard throughout the state of Florida on the Hurricane Sports Network, anchored by WQAM (560 AM). WQAM.com will also stream the game online free of charge.

FLAGSHIP STATIONS

Miami / Fort Lauderdale	WQAM (560 AM)
Spanish (Caracol)	WSUA (1260 AM)
University of Miami	WVUM (90.5 FM)

AFFILIATES

Miami / Fort Lauderdale	WQAM (560 AM)
Spanish (Caracol)	WSUA (1260 AM)
Belle Glade	WBGF (900 AM)
	WSWN (93.5 FM)
Coco Beach	WIXC (1060 AM)
Fort Myers	ESPN (770 AM)
Fort Pierce	WPSP (1590 AM)
Jacksonville	1010XL
Jupiter	WSTU (1450 AM)
Kissimmee	ESPN (1080 AM)
Key West	WKWF (1600 AM)
Marathon	WFFG (1300 AM)
Melbourne	WIXC (1060 AM)
Meritt Island	WIXC (1060 AM)
Naples	ESPN (770 AM)
Orlando	ESPN (1080 AM)
Port St. Lucie	WPSP (1590 AM)
St. Augustine	XLAM (1010 AM)
St. Petersburg	WMGG (1470 AM)
	ESPN (1040 AM)
Stuart	WSTU (1450 AM)
Tampa	ESPN (1040 AM)
	WWBA (820 AM)
	WMGG (1470 AM)
Titusville	WIXC (1060 AM)
West Palm Beach	ESPN (760 AM)

MIAMI MEDIA EMAIL LIST

Releases Available via Email

Media members interested in receiving Miami football releases via email should send requests to **Chris Yandle** (c.yandle@miami.edu) and **Scott Zavitz** (szavitz@miami.edu).

Game Day Media Policies

Only working media will be admitted to the Sun Life Stadium press box. Seats will be issued according to the following criteria:

1. State newspapers by circulation, wire services, national publications, newspapers from opponent's area and student newspapers from UM and opposing schools.
2. Other daily newspapers, with preference to those that regularly cover UM.
3. Radio and TV personnel not broadcasting, but considering reporting.
4. Non-daily newspapers, with preference to those which regularly cover Miami Football.
5. Professional football scouts.
6. Freelance and/or non-daily writers may be asked to produce copies of actual publications in which their work has appeared. In some cases, these materials will be required as verification of the writers' status.

DEPTH CHART

OFFENSE (PRO)

WR	80	RASHAWN SCOTT	6-2, 190, So.
	86	Herb Waters	6-2, 185, Fr.
LT	79	MALCOLM BUNCHE	6-7, 325, RSo.
	64	Hunter Wells	6-4, 300, RFr.
LG	70	JONATHAN FELICIANO	6-5, 314, RSo.
	68	Jeremy Lewis	6-4, 316, RSr.
C	62	SHANE MCDERMOTT	6-4, 295, RSo.
	75	Jared Wheeler	6-5, 314, RJr.
RG	65	BRANDON LINDER	6-6, 308, Jr.
	63	Daniel Isidora	6-4, 320, Fr.
RT	74	ERECK FLOWERS -OR-	6-6, 314, Fr.
	77	SEANTREL HENDERSON	6-8, 340, Jr.
TE	49	DYRON DYE	6-5, 255, RJr.
	46	Clive Walford	6-4, 250, RSo.
	82	Asante Cleveland	6-5, 263, Jr.
FB	33	MAURICE HAGENS	5-11, 240, Jr.
	43	Sean Harvey	6-4, 262, RSo.
QB	17	STEPHEN MORRIS	6-2, 214, Jr.
	11	Ryan Williams	6-5, 221, RSo.
RB	5	MIKE JAMES	5-11, 220, Sr.
	8	Duke Johnson	5-9, 188, Fr.
	23	Eduardo Clements	5-9, 195, Jr.
WR	4	PHILLIP DORSETT	5-10, 185, So.
	83	Kendal Thompkins	5-10, 182, RSr.
WR	1	ALLEN HURNS	6-3, 192, Jr.
	24	Davon Johnson	6-0, 188, Sr.

SPECIALISTS

P	13	DALTON BOTTS	6-3, 205, Sr.
	40	Jake Wieclaw	6-2, 193, RSr.
FG	40	JAKE WIECLAW	6-2, 193, RSr.
	18	Matt Goudis	6-0, 170, RFr.
KO	40	JAKE WIECLAW	6-2, 193, RSr.
	18	Matt Goudis	6-0, 170, RFr.
H	13	DALTON BOTTS	6-3, 205, Sr.
	11	Ryan Williams	6-5, 221, RSo.
LS	61	PAUL KELLY	6-1, 262, RSr.
SS	61	PAUL KELLY	6-1, 262, RSr.
	65	Brandon Linder	6-6, 308, Jr.
PR	4	PHILLIP DORSETT	5-10, 185, So.
	8	Duke Johnson	5-9, 188, Fr.
KR	4	PHILLIP DORSETT	5-10, 185, So.
	8	Duke Johnson	5-9, 188, Fr.

DEFENSE (4-3)

DE	71	ANTHONY CHICKILLO	6-4, 262, So.
	99	Jelani Hamilton	6-5, 271, Fr.
DT	98	DARIUS SMITH	6-2, 315, Sr.
	72	Earl Moore -OR-	6-1, 300, Fr.
	66	Dequan Ivery	6-1, 303, Fr.
DT	91	OLSEN PIERRE	6-4, 300, So.
	67	Corey King	6-1, 295, RFr.
	93	Luther Robinson -OR-	6-3, 288, RJr.
	92	Jalen Grimble	6-2, 295, So.
DE	51	SHAYON GREEN	6-3, 260, RJr.
	94	Kelvin Cain -OR-	6-3, 245, So.
	17	Tyriq McCord	6-3, 236, Fr.
OLB	44	EDDIE JOHNSON	6-1, 238, RFr.
	34	Thurston Armbrister	6-3, 222, So.
MLB	52	DENZEL PERRYMAN	6-0, 229, So.
	59	Jimmy Gaines	6-3, 230, Jr.
	56	Raphael Kirby	6-0, 218, Fr.
OLB	31	TYRONE CORNILEUS -OR-	6-2, 210, Jr.
	36	GIONNI PAUL	6-1, 230, So.
	57	Nantambu-Akil Fentress	5-9, 205, So.
CB	20	THOMAS FINNIE -OR-	5-10, 183, So.
	37	LADARIUS GUNTER	6-2, 198, Jr.
S	2	DEON BUSH	6-1, 190, Fr.
	22	Kacy Rodgers II	6-2, 210, Jr.
S	30	A.J. HIGHSMITH	6-0, 202, RJr.
	7	Vaughn Telemaque	6-2, 204, RSr.
	29	Rayshawn Jenkins	6-1, 203, Fr.
CB	21	BRANDON MCGEE	6-0, 194, Sr.
	39	Antonio Crawford -OR-	5-11, 188, Fr.
	3	Tracy Howard	5-11, 185, Fr.

PRONUNCIATION GUIDE

JaWand Blue	Juh-Wand
Ramon Buchanan	Ray-mon, like Raymond
Akil Craig	Ah-keel
Nantambu-Akil Fentress	Non-tam-bu Ah-keel
Taylor Gadbois	Gad-bwah
Matt Goudis	Goo-dis
Shayon Green	Shay-on
Alex Irastorza	I-ruh-stor-zuh
Dequan Ivery	Dey-quan
Davon Johnson	Duh-vahn
D'Mauri Jones	Duh-maury
Tyriq McCord	Ty-reek
Andrew Swasey	Sway-zee
Vaughn Telemaque	Tell-uh-mock
Jake Wieclaw	Why-claw

PLAYER PROFILES

34 • THURSTON ARMBRISTER LB

6-3 • 222 • So. • Hollywood, Fla.

- Started first career game at BC, making three total tackles
- Registered three tackles at Georgia Tech
- Member of the practice squad in 2011

CAREER STATISTICS

DEFENSIVE

YEAR	G	UT	AT	TT	TFL-YDS	QBS-YDS	FF/FR	PBU	INT-YDS
2012	5	9	2	11	0-0	0-0	0/0	0/0	0-0

CAREER BESTS

DEFENSIVE

Tackles: 3, two times (last at Georgia Tech, 2012)

Solo Tackles: 3, at Georgia Tech, 2012



Scan to visit *Thurston Armbrister's* complete bio at HurricaneSports.com

13 • DALTON BOTTS P

6-3 • 207 • Sr. • Taft, Calif.

- Punted seven times for 263 yards and rushed for a first down on a fake field goal against NC State
- Recorded one of two punts inside the 20 at Georgia Tech
- Landed three punts inside the 20 with a long of 51 yards against Bethune-Cookman
- Punted four times at Kansas State (40.0 avg.)
- Averaged 40.6 yards on five punts at Boston College
- 2012 Preseason All-ACC selection, Ray Guy Award nominee

CAREER STATISTICS

PUNTING

YEAR	G	NO	YDS	LG	AVG
2011	12	48	2,051	62	42.7
2012	5	22	884	51	41.4
Career	17	70	2,935	62	41.9

CAREER BESTS

PUNTING

Punts: 8, at USF, 2011

Yards: 347, at USF, 2011

Long: 62, vs. Boston College, 2011

Average: 47.8, vs. Ohio State, 2011



Scan to visit *Dalton Botts' complete* bio at HurricaneSports.com

79 • MALCOLM BUNCHE OL

6-7 • 323 • RSo. • Newark, Del.

- Blocked for offense that put up 651 yards of offense vs NC State
- Started at Georgia Tech, as offensive line did not allow a sack
- Started and part of offensive line that did not allow a sack and rushed for 215 yards against Bethune-Cookman
- Started at left tackle against Boston College, part of offensive line that only allowed one sack and helped accumulate 208 yards rushing
- Started at left tackle against Kansas State



Scan to visit *Malcolm Bunche's* complete bio at HurricaneSports.com

2 • DEON BUSH DB

6-1 • 195 • Fr. • Miami, Fla.

- Two tackles against NC State
- Had three tackles, including one for a loss, at Georgia Tech
- Made first career start at safety against Bethune-Cookman and made three solo tackles and one pass break up
- Made six solo tackles and forced a fumble at Kansas State
- Appeared in first career game at BC, making four solo tackles

CAREER STATISTICS

DEFENSIVE

YEAR	G	UT	AT	TT	TFL-YDS	QBS-YDS	FF/FR	PBU	INT-YDS
2012	5	18	0	18	1.0-2	0-0	1/0	1	0-0

CAREER BESTS

DEFENSIVE

Tackles: 6, at Kansas State, 2012

Solo Tackles: 6, at Kansas State, 2012



Scan to visit *Deon Bush's complete* bio at HurricaneSports.com

94 • KELVIN CAIN DL

6-4 • 245 • Jr. • Clovis, Calif.

- Picked up three tackles, including a sack against NC State
- Had one tackle at K-State and three against Bethune-Cookman
- Made three tackles in the opener at Boston College

CAREER STATISTICS

DEFENSIVE

YEAR	G	UT	AT	TT	TFL-YDS	QBS-YDS	FF/FR	PBU	INT-YDS
2010	10	9	3	12	1.0-8	1.0-8	1/1	0	0-0
2011	9	15	5	20	0.0-0	0.0-0	1/0	0	1-59
2012	5	7	4	11	1.0-7	1.0-7	0/0	0	0-0
Career	24	31	12	43	2.0-15	1.0-15	2/1	0	1-59

CAREER BESTS

DEFENSIVE

Tackles: 9, at Duke, 2010

Solo Tackles: 6, at Duke, 2010

Tackles-for-Loss: 1.0, vs. two opponents (last vs. NC State, 2012)

Interceptions: 1, vs. Bethune-Cookman, 2011



Scan to visit *Kelvin Cain's complete* bio at HurricaneSports.com

71 • ANTHONY CHICKILLO DL

6-4 • 265 • So. • Tampa, Fla.

- Notched five tackles in win over NC State
- Recorded seven tackles, three TFL, and one sack at Georgia Tech
- Had five tackles and fumble recovery in start vs Bethune-Cookman
- Recorded a sack in a start at Kansas State
- Finished third in ACC Defensive Rookie of the Year Award voting

CAREER STATISTICS

DEFENSIVE

YEAR	G	UT	AT	TT	TFL-YDS	QBS-YDS	FF/FR	PBU	INT-YDS
2011	12	15	23	38	6.5-25	5.0-20	1/1	0	0-0
2012	5	17	4	21	4.0-12	2.0-6	0/2	0	0-0
Career	17	32	27	59	10.5-37	7.0-26	1/3	0	0-0

CAREER BESTS

DEFENSIVE

Tackles: 8, at Virginia Tech, 2011

Solo Tackles: 7, at Georgia Tech, 2012

Tackles-for-Loss: 3.0, at Georgia Tech, 2012

Sacks: 1.5, vs. Bethune-Cookman, 2011



Scan to visit *Anthony Chickillo's* complete bio at HurricaneSports.com

23 • EDUARDO CLEMENTS RB

5-9 • 192 • Jr. • Miami, Fla.

- Rushed for 37 yards and a TD in win against Bethune-Cookman
- Scored the first UM TD in 2012 with a 1-yard plunge at BC
- Finished 2011 with nine tackles

CAREER STATISTICS

RUSHING

YEAR	G	ATT	YDS	AVG	TD	LG
2010	12	8	32	4.0	0	11
2011	12	15	82	5.5	1	22
2012	5	14	54	3.5	2	10
Career	29	37	168	4.5	3	22

RECEIVING

YEAR	G	REC	YDS	AVG	TD	LG
2010	12	1	9	9.0	0	9
2011	12	14	163	11.6	0	24
2012	5	2	11	6.0	0	6
Career	29	17	183	10.7	0	24

CAREER BESTS

RUSHING

Carries: 5, vs. two opponents (last vs. Bethune-Cookman, 2012)

Yards: 37, vs. two opponents (last vs. Bethune-Cookman, 2012)

Touchdowns: 1, multiple times (last vs. Bethune-Cookman, 2012)

Longest Run: 22, vs. Bethune-Cookman, 2011

RECEIVING

Receptions: 4, twice (last at USF, 2011)

Yards: 41, at Florida State, 2011

Longest Reception: 24 at Virginia Tech, 2011



Scan to visit *Eduardo Clements'* complete bio at HurricaneSports.com

31 • TYRONE CORNILEUS LB

6-2 • 215 • Jr. • Stone Mountain, Ga.

- Recorded five tackles against NC State
- Notched seven tackles at Kansas State

CAREER STATISTICS

DEFENSIVE

YEAR	G	UT	AT	TT	TFL-YDS	QBS-YDS	FF/FR	PBU	INT-YDS
2010	10	3	3	6	0.0-0	0.0-0	0/0	0	0-0
2011	9	4	3	7	0.0-0	0.0-0	0/0	0	0-0
2012	5	12	9	21	0.0-0	0.0-0	0/0	0	0-0
Career	24	19	15	34	0.0-0	0.0-0	0/0	0	0-0

CAREER BESTS

DEFENSIVE

Tackles: 7, at Kansas State, 2012

Solo Tackles: 4, vs. two opponents (last at Georgia Tech, 2012)



Scan to visit *Tyrone Cornileus's* complete bio at HurricaneSports.com

PLAYER PROFILES

4 • PHILLIP DORSETT WR

5-9 • 187 • So. • Ft. Lauderdale, Fla.

- Reeled in career-high 191 yards — third-most in UM history — on seven catches plus two TD, including game-winning score, against NC State
- Had a 65-yard TD with 184 yards and a career-high nine receptions at Georgia Tech
- Led Miami with six receptions in win over Bethune-Cookman
- Made three catches for 31 yards in a start at Kansas State
- Started at wide receiver and punt returner at Boston College

CAREER STATISTICS

RECEIVING

YEAR	G	REC	YDS	AVG	TD	LG
2011	12	14	147	10.5	1	31
2012	5	28	464	16.6	3	65
Career	17	42	611	14.5	4	65

CAREER BESTS

RECEIVING

Receptions: 9, at Georgia Tech, 2012
Yards: 191, vs. NC State, 2012
Longest Reception: 65, at Georgia Tech, 2012



Scan to visit *Phillip Dorsett's complete bio at HurricaneSports.com*

70 • JON FELICIANO OL

6-5 • 314 • RSo. • Davie, Fla.

- Started all five games in 2012 at left guard
- Blocked for offense that totaled 651 yards against NC State
- Part of offensive line that did not allow a sack and rushed for 215 yards against Bethune-Cookman
- Part of line that did not allow a sack and totaled 609 yards at Georgia Tech
- Saw action in 10 games and earned eight starts in 2011



Scan to visit *Joe Feliciano's complete bio at HurricaneSports.com*

20 • THOMAS FINNIE DB

5-10 • 185 • So. • Miami, Fla.

- Had an interception late in the fourth quarter against NC State
- Two tackles in start against Bethune-Cookman
- Started at K-State and made two tackles and one PBU
- Made first career start with four tackles at Boston College

CAREER STATISTICS

DEFENSIVE

YEAR	G	UT	AT	TT	TFL-YDS	OBS-YDS	FF/FR	PBU	INT-YDS
2011	11	10	4	14	1.0-4	0.0-0	0/0	1	0-0
2012	5	9	0	9	0.0-0	0.0-0	0/0	0	1-0
Career	16	19	4	23	1.0-4	0.0-0	0/0	1	1-0

CAREER BESTS

DEFENSIVE

Tackles: 4, at Boston College, 2012
Solo Tackles: 4, at Boston College, 2012
Tackles-for-Loss: 1.0, at North Carolina, 2011
Interceptions: 1, vs. NC State, 2012



Scan to visit *Thomas Finnie's complete bio at HurricaneSports.com*

59 • JIMMY GAINES LB

6-3 • 232 • Jr. • Getzville, N.Y.

- Started at middle linebacker and notched seven total tackles at Georgia Tech
- Made three tackles in games at Boston College and Kansas State
- Earned 2011 starting job in camp, saw action in all 12 games

CAREER STATISTICS

DEFENSIVE

YEAR	G	UT	AT	TT	TFL-YDS	OBS-YDS	FF/FR	PBU	INT-YDS
2010	5	0	1	1	0.0-0	0.0-0	0/0	0	0-0
2011	12	24	34	58	3.0-7	0.0-0	0/0	1	0-0
2012	5	9	7	16	1.0-7	0.0-0	0/0	1	0-0
Career	22	33	42	72	4.0-14	0.0-0	0/0	2	0-0

CAREER BESTS

DEFENSIVE

Tackles: 9, at North Carolina, 2011
Solo Tackles: 4, three times
Tackles-for-Loss: 1.5 at Virginia Tech, 2011



Scan to visit *Jimmy Gaines' complete bio at HurricaneSports.com*

51 • SHAYON GREEN DL

6-3 • 260 • R Jr. • Tifton, Ga.

- Recorded five tackles at Georgia Tech and seven against NC State
- Had a game-high eight tackles against Bethune-Cookman
- Led team and set a career high with eight tackles at Kansas State (one tackle for 19-yard loss)
- Game captain and made start at Boston College with seven tackles

CAREER STATISTICS

DEFENSIVE

YEAR	G	UT	AT	TT	TFL-YDS	OBS-YDS	FF/FR	PBU	INT-YDS
2010	2	1	0	1	0.0-0	0.0-0	0/0	0	0-0
2011	4	4	3	7	0.5-1	0.0-0	0/0	0	0-0
2012	5	21	14	35	1.5-20	0.0-0	0/1	1	0-0
Career	11	26	17	43	2.0-21	0.0-0	0/1	1	0-0

CAREER BESTS

DEFENSIVE

Tackles: 8, vs. two opponents (last vs. Bethune-Cookman, 2012)
Solo Tackles: 5, vs. two opponents (last vs. Bethune-Cookman, 2012)
Tackles-for-Loss: 1.0, at Kansas State, 2012



Scan to visit *Shayon Green's complete bio at HurricaneSports.com*

1 • ALLEN HURNS WR

6-3 • 195 • Jr. • 2L • Carol City, Fla.

- Had two catches for 54 yards and a touchdown against NC State
- Made two receptions at Georgia Tech
- 2012 Biletnikoff Award Watch List member
- Had two receptions, including one for 22 yards, in start at K-State
- Started at Boston College and recorded a career-high 81 yards

CAREER STATISTICS

RECEIVING

YEAR	G	REC	YDS	AVG	TD	LG
2010	9	0	0	0.0	0	0
2011	12	31	415	13.4	4	41
2012	4	14	177	12.6	1	40
Career	25	45	592	13.1	5	41

CAREER BESTS

RECEIVING

Receptions: 6, vs. Ohio State, 2011
Yards: 81, at Boston College, 2012
Touchdowns: 2, vs. Ohio State, 2011
Longest Reception: 41, at Virginia Tech, 2011



Scan to visit *Allen Hurns' complete bio at HurricaneSports.com*

5 • MIKE JAMES RB

5-11 • 222 • Sr. • Haines City, Fla.

- Had 13 rush attempts and three receptions against NC State
- Racked up three rushing touchdowns (career-high 89 yards) and one receiving touchdown in win at Georgia Tech — scored game-winning touchdown in overtime
- Set a career-high with 15 carries at Georgia Tech
- Named to Allstate AFCA Good Works Team

CAREER STATISTICS

RUSHING

YEAR	G	ATT	YDS	AVG	TD	LG
2009	13	15	36	3.1	1	11
2010	13	70	398	5.7	3	32
2011	12	72	275	3.8	7	32
2012	5	60	278	4.6	3	25
Career	43	217	956	5.0	14	32

RECEIVING

YEAR	G	ATT	YDS	AVG	TD	LG
2009	13	15	105	7.0	0	17
2010	13	13	56	4.3	1	18
2011	12	9	80	8.9	1	36
2012	5	10	102	10.2	1	24
Career	43	47	343	7.3	3	36

CAREER BESTS

RUSHING

Carries: 15, at Georgia Tech, 2012
Yards: 89, at Georgia Tech, 2012
Touchdowns: 3, at Georgia Tech, 2012
Longest Run: 32, twice (last vs. Duke, 2011)

RECEIVING

Receptions: 3, vs. two opponents (last vs. NC State, 2012)
Yards: 53, vs. NC State, 2012
Touchdowns: 1, three time (last at Georgia Tech, 2012)
Longest Reception: 36, vs. Duke, 2011



Scan to visit *Mike James' complete bio at HurricaneSports.com*

8 • DUKE JOHNSON RB

5-9 • 188 • Fr. • Miami, Fla.

- Rushed for a touchdown against NC State
- Rushed for 72 yards at Georgia Tech
- Recorded four touchdowns on 246 all-purpose yards in first collegiate home game against Bethune-Cookman
- Ran for two touchdowns and 135 yards in collegiate debut at Boston College (19.3 yards/carry)
- Had touchdown runs of over 56 and 54 yards at BC
- Rated as No. 1 running back prospect and No. 30 overall prospect in nation while being compared to Tennessee Titans' Chris Johnson according to *Rivals.com*

CAREER STATISTICS

RUSHING

YEAR	G	ATT	YDS	AVG	TD	LG
2012	5	52	359	6.9	5	56

RECEIVING

YEAR	G	ATT	YDS	AVG	TD	LG
2012	5	15	147	9.8	1	50

PLAYER PROFILES

CAREER BESTS

RUSHING

Carries: 14, vs. Bethune-Cookman, 2012
Yards: 135, at Boston College, 2012
Touchdowns: 2, vs. two opponents (last vs. Bethune-Cookman, 2012)
Longest Run: 56, at Boston College, 2012

RECEIVING

Receptions: 3, vs. two opponents (last vs. Bethune-Cookman, 2012)
Yards: 57, vs. Bethune-Cookman, 2012
Touchdowns: 1, vs. Bethune-Cookman, 2012
Longest Reception: 50, vs. Bethune-Cookman, 2012



Scan to visit **Duke Johnson's** complete bio at HurricaneSports.com

44 • EDDIE JOHNSON

LB

6-1 • 238 • So. • Atlanta, Ga.

- Picked up 7 tackles, two forced fumbles and a sack vs NC State
- Had a game-high nine total tackles at Georgia Tech
- Made three tackles against Bethune-Cookman
- Career-first start at Kansas State, making seven tackles
- Had five tackles and forced a fumble in collegiate debut at BC

CAREER STATISTICS

DEFENSIVE

YEAR	G	UT	AT	TT	TFL-YDS	QBS-YDS	FF/FR	PBU	INT-YDS
2012	5	21	10	31	3.5-12	1.0-8	3/0	0	0-0

CAREER BESTS

DEFENSIVE

Tackles: 9, at Georgia Tech, 2012
Solo Tackles: 6, vs. two opponents (last vs. NC State, 2012)
Tackles-for-Loss: 1.0, vs. three opponents (last vs. NC State, 2012)
Forced Fumbles: 2, vs. NC State, 2012



Scan to visit **Eddie Johnson's** complete bio at HurricaneSports.com

65 • BRANDON LINDER

OL

6-6 • 312 • Jr. • Southwest Ranches, Fla.

- Started at right guard in all five games in 2012
- Blocked for offensive line that totaled 651 yards against NC State
- Part of offensive line that did not allow a sack and racked up 215 yards against Bethune-Cookman
- Played and started in all 12 games as sophomore in 2011



Scan to visit **Brandon Linder's** complete bio at HurricaneSports.com

21 • BRANDON MCGEE

DB

6-0 • 197 • Sr. • Plantation, Fla.

- Had two tackles and returned a fumble 26 yards against NC State
- Registered five solo tackles and six overall in win at Georgia Tech
- Five tackles, including one for a loss, and two pass break ups against Bethune-Cookman
- Started at Kansas State (game captain) and made an interception
- Served as a game captain and made 5 tackles in opener at BC
- Played and started in all 12 games as junior in 2011

CAREER STATISTICS

DEFENSIVE

YEAR	G	UT	AT	TT	TFL-YDS	QBS-YDS	FF/FR	PBU	INT-YDS
2009	10	0	2	2	0.0-0	0.0-0	0/0	0	0-0
2010	10	8	7	15	0.0-0	0.0-0	0/0	0	0-0
2011	12	25	13	38	2.5-11	1.0-8	0/0	3	1-15
2012	5	15	5	20	2.0-6	0.0-0	0/0	3	1-0
Career	37	48	27	75	4.5-17	1.0-8	0/1	6	2-15

CAREER BESTS

DEFENSIVE

Tackles: 8, at Maryland, 2011
Solo Tackles: 5, three times (last at Georgia Tech, 2012)
Tackles-for-Loss: 1.0, vs. multiple opponents (last at Georgia Tech, 2012)
Sacks: 1.0, at North Carolina, 2011
Interceptions: 1, vs. two opponents (last at Kansas State, 2012)



Scan to visit **Brandon McGee's** complete bio at HurricaneSports.com

17 • STEPHEN MORRIS

QB

6-2 • 214 • Jr. • Miami, Fla.

- Set ACC and school record with 566 passing yards to go with five touchdowns against NC State
- Threw for 436 yards on 31 completions and 52 attempts at GT
- Completed 20 passes for 211 yards and a touchdown against Bethune-Cookman
- Threw for 215 yards at Kansas State, including a 56-yard connection to Walford
- Had then-career highs with 28 completions and 45 attempts in season opener at Boston College

CAREER STATISTICS

PASSING

YEAR	G	CMP	ATT	PCT	YDS	TD	INT
2010	6	82	153	53.6	1,240	7	9
2011	5	26	37	70.3	283	0	2
2012	5	124	207	59.9	1,635	9	4
Career	16	232	397	58.4	3,158	16	15

RUSHING

YEAR	G	ATT	YDS	AVG	TD	LG
2010	6	25	74	3.0	1	16
2011	5	11	-2	-0.2	1	13
2012	5	24	31	1.3	0	17
Career	16	60	103	1.7	2	17

CAREER BESTS

PASSING

Attempts: 52, at Georgia Tech, 2012
Completions: 31, at Georgia Tech, 2012
Yards: 566, vs. NC State, 2012
Touchdowns: 5, vs. NC State, 2012
Interceptions: 3 vs. Virginia Tech, 2010
Longest Pass: 79 vs. Georgia Tech, 2010

RUSHING

Carries: 9, at Kansas State, 2012
Yards: 23 at Virginia, 2010
Touchdowns: 1, twice (last at Maryland, 2011)
Longest Run: 17 vs. NC State, 2012



Scan to visit **Stephen Morris'** complete bio at HurricaneSports.com

36 • GIONNI PAUL

LB

6-0 • 230 • So. • Lakeland, Fla.

- Recorded career-high 11 tackles vs NC State, forcing one fumble
- Saw action in seven games as a freshman

CAREER STATISTICS

DEFENSIVE

YEAR	G	UT	AT	TT	TFL-YDS	QBS-YDS	FF/FR	PBU	INT-YDS
2011	7	1	3	4	0.0-0	0.0-0	0/0	0	0-0
2012	3	13	5	18	1.0-2	0.0-0	1/0	0	0-0
Career	10	14	8	22	1.0-2	0.0-0	1/0	0	0-0

CAREER BESTS

DEFENSIVE

Tackles: 11, vs. NC State, 2012
Solo Tackles: 8, vs. NC State, 2012
Tackles-for-Loss: 1.0 vs. Bethune-Cookman, 2012



Scan to visit **Gionni Paul's** complete bio at HurricaneSports.com

52 • DENZEL PERRYMAN

LB

6-0 • 230 • So. • Coral Gables, Fla.

- Four tackles, including one for a loss, against Bethune-Cookman
- Game captain at Kansas state (five tackles)
- Had seven tackles and returned INT for a TD at Boston College
- Finished first among ACC freshmen and second overall on team with 69 tackles (47 solo, 22 assists) in 2011

CAREER STATISTICS

DEFENSIVE

YEAR	G	UT	AT	TT	TFL-YDS	QBS-YDS	FF/FR	PBU	INT-YDS
2011	12	47	22	69	6.5-13	1.0-0	2/0	0	0-0
2012	3	13	3	16	3.0-4	0.0-0	0/0	0	1-41
Career	15	60	25	85	9.5-17	1.0-0	2/0	0	1-41

CAREER BESTS

DEFENSIVE

Tackles: 14 vs. Boston College, 2011
Solo Tackles: 9 vs. Boston College, 2011
Tackles-for-Loss: 3.0, twice (last vs. Boston College, 2011)
Sacks: 1.0 vs. Georgia Tech, 2011
Interceptions: 1 at Boston College, 2012



Scan to visit **Denzel Perryman's** complete bio at HurricaneSports.com

91 • OLSEN PIERRE

DL

6-4 • 296 • So. • Rahway, N.J.

- Had half tackle for loss at Georgia Tech
- Started and recorded a career-high seven tackles at Kansas State
- Registered two tackles and a pass breakup at Boston College
- Saw action in seven games as freshman in 2011

CAREER STATISTICS

DEFENSIVE

YEAR	G	UT	AT	TT	TFL-YDS	QBS-YDS	FF/FR	PBU	INT-YDS
2011	7	3	1	4	0.5-0	0.0-0	0/0	0	0-0
2012	5	10	4	14	2.5-4	0.0-0	0/0	1	0-0
Career	12	13	5	18	3.0-4	0.0-0	1/0	1	0-0

CAREER BESTS

DEFENSIVE

Tackles: 7, at Kansas State, 2012
Solo Tackles: 5, at Kansas State, 2012
Tackles-for-Loss: 1.0, vs. two opponents (last at Kansas State, 2011)



Scan to visit **Olsen Pierre's** complete bio at HurricaneSports.com

PLAYER PROFILES

22 • KACY RODGERS II DB

6-2 • 212 • Jr. • Southlake, Texas

- Recorded five tackles against NC State
- Picked up six total tackles at Georgia Tech
- Two tackles in home opener
- Made start at Kansas State with two tackles
- Started at safety and recorded a team-high eight tackles at BC

CAREER STATISTICS

DEFENSIVE

YEAR	G	UT	AT	TT	TFL-YDS	QBS-YDS	FF/FR	PBU	INT-YDS
2010	3	1	2	3	0.0-0	0.0-0	0/0	0	0-0
2011	10	2	1	3	1.0-1	0.0-0	0/0	0	0-0
2012	5	20	3	23	0.0-0	0.0-0	0/0	0	0-0
Career	18	23	6	29	1.0-1	0.0-0	0/0	0	0-0

CAREER BESTS

DEFENSIVE

Tackles: 8, at Boston College, 2012
Solo Tackles: 7, at Boston College, 2012
Tackles-for-Loss: 1.0, vs. Duke, 2011



Scan to visit *Kacy Rodgers's* complete bio at *HurricaneSports.com*

7 • VAUGHN TELEMAQUE DB

6-2 • 202 • Sr. • Long Beach, Calif.

- Forced a fumble and recorded two tackles against NC State
- Made five tackles in start at Kansas State
- Started the season opener at Boston College, made five tackles
- Started all 12 games at safety in 2011

CAREER STATISTICS

DEFENSIVE

YEAR	G	UT	AT	TT	TFL-YDS	QBS-YDS	FF/FR	PBU	INT-YDS
2008	3	1	1	2	0.0-0	0.0-0	0/0	0	0-0
2009	12	29	19	48	2.0-5	0.0-0	0/1	4	0-0
2010	13	32	26	58	1.0-1	0.0-0	1/3	7	3-0
2011	12	36	23	59	0.5-1	0.0-0	0/1	2	1-0
2012	3	6	6	12	0.0-0	0.0-0	1/0	0	0-0
Career	43	104	75	179	3.5-7	0.0-0	2/5	13	4-0

CAREER BESTS

DEFENSIVE

Tackles: 8, at Maryland, 2011
Solo Tackles: 7, twice (last at Florida State, 2011)
Tackles-for-Loss: 1.5, vs. Georgia Tech, 2009



Scan to visit *Vaughn Telemaque's* complete bio at *HurricaneSports.com*

80 • RASHAWN SCOTT WR

6-2 • 202 • So. • Melbourne, Fla.

- Second on the team with 326 receiving yards
- Recorded career highs for receptions (6), receiving yards (180), touchdowns (2) and longest reception (76) in win against NC State

CAREER STATISTICS

RECEIVING

YEAR	G	REC	YDS	AVG	TD	LG
2011	6	1	2	2.0	0	2
2012	5	17	326	19.2	2	76
Career	11	18	328	18.2	0	76

CAREER BESTS

RECEIVING

Receptions: 6, vs. NC State, 2012
Yards: 180, vs. NC State, 2012
Longest Reception: 76, vs. NC State, 2012



Scan to visit *Rashawn Scott's* complete bio at *HurricaneSports.com*

40 • JAKE WIECLAW PK

6-2 • 197 • RSr. • New Lenox, Ill.

- Made 2-of-3 field goals and four extra points at Georgia Tech
- Converted two field goals and an extra point at Kansas State
- Converted all five extra points and two field goals at BC
- Played in all 12 games in 2011 while serving as team's primary placekicker, assuming duty on kickoffs and field goals
- Named 2011 Lou Groza Award Semifinalist, given annually to nation's top placekicker

CAREER STATISTICS

KICKING

YEAR	G	FGM	FGA	PCT	LG	XPM	XPA	PCT
2011	12	11	14	78.6	49	39	39	1.000
2012	5	7	11	63.6	32	21	21	1.000
Career	17	18	25	72.0	49	60	60	1.000

CAREER BESTS

KICKING

Field Goals Made: 3, at North Carolina, 2011
Field Goals Attempted: 3, twice (last at USF, 2011)
Long: 49, vs. Boston College, 2011
PATs Made: 7, at Florida State, 2011
PATs Attempted: 7, at Florida State, 2011



Scan to visit *Jake Wieclaw's* complete bio at *HurricaneSports.com*

98 • DARIUS SMITH DL

6-2 • 313 • RSr. • New Britain, Conn.

- Notched three tackles against NC State
- Started all games at defensive tackle
- Picked up a sack against Bethune-Cookman
- Made three tackles at Kansas State

CAREER STATISTICS

DEFENSIVE

YEAR	G	UT	AT	TT	TFL-YDS	QBS-YDS	FF/FR	PBU	INT-YDS
2011	12	14	7	21	3.0-12	1.0-3	0/0	1	0-0
2012	5	5	3	8	1.0-3	1.0-3	0/0	0	0-0
Career	17	19	10	29	3.0-12	1.0-3	0/0	1	0-0

CAREER BESTS

DEFENSIVE

Tackles: 4, vs. Georgia Tech, 2011
Solo Tackles: 3, vs. Georgia Tech, 2011
Tackles-for-Loss: 1.0, four times (last vs. Bethune-Cookman, 2012)
Sacks: 1.0, vs. two opponents (last vs. Bethune-Cookman, 2012)



Scan to visit *Darius Smith's* complete bio at *HurricaneSports.com*

2012 STATISTICS (OVERALL: 4-1, ACC: 3-0, HOME: 2-0, AWAY: 2-1)

RESULTS

						4-1 (3-0, ACC)	
DATE	UM	OPP	OPPONENT	W/L	SCORE	ATT	
Sept. 1	—	—	• at Boston College	W	41-32	39,262	
Sept. 8	—	21	at Kansas State	L	13-52	48,843	
Sept. 15	—	—	Bethune-Cookman	W	38-10	39,435	
Sept. 22	—	RV	• at Georgia Tech	W OT	42-36	50,390	
Sept. 29	RV	—	• NC State	W	44-37	38,510	
Oct. 6	—	—	vs. Notre Dame				
Oct. 13	—	—	• North Carolina				
Oct. 20	—	—	• Florida State				
Nov. 1	—	—	• Virginia Tech				
Nov. 10	—	—	• at Virginia				
Nov. 17	—	—	USF				
Nov. 24	—	—	• at Duke				

TEAM STATISTICS

	UM	OPP
SCORING	178	167
Points Per Game	35.6	33.4
FIRST DOWNS	111	124
Rushing	34	64
Passing	64	49
Penalty	13	11
RUSHING YARDAGE	721	1128
Yards gained rushing	804	1241
Yards lost rushing	83	113
Rushing Attempts	156	251
Average Per Rush	4.6	4.5
Average Per Game	144.2	225.6
TDs Rushing	10	14
PASSING YARDAGE	1642	1345
Comp-Att-Int	126-209-4	78-138-5
Average Per Pass	7.9	9.7
Average Per Catch	13.0	17.2
Average Per Game	328.4	269.0
TDs Passing	10	7
TOTAL OFFENSE	2363	2473
Total Plays	365	389
Average Per Play	6.5	6.4
Average Per Game	472.6	494.6
KICK RETURNS: #-Yards	21-548	29-418
PUNT RETURNS: #-Yards	10-54	5-100
INT RETURNS: #-Yards	5-50	4-11
KICK RETURN AVERAGE	26.1	20.0
PUNT RETURN AVERAGE	5.4	14.4
INT RETURN AVERAGE	10.0	2.8
FUMBLES-LOST	7-5	12-7
PENALTIES-Yards	34-264	31-222
Average Per Game	52.8	44.4
PUNTS-Yards	23-921	21-859
Average Per Punt	40.0	40.9
Net punt average	34.8	37.4
TIME OF POSSESSION/Game	25:41	34:18
3RD-DOWN Conversions	37/79	31/69
3rd-Down Pct	47%	45%
4TH-DOWN Conversions	2/5	3/8
4th-Down Pct	40%	38%
SACKS BY-Yards	7-39	7-56
MISC YARDS	0	0
TOUCHDOWNS SCORED	22	21
FIELD GOALS-ATTEMPTS	7-11	6-7
ON-SIDE KICKS	0-0	0-0
RED-ZONE SCORES	(17-21) 81%	(23-27) 85%
RED-ZONE TOUCHDOWNS	(11-21) 52%	(18-27) 67%
PAT-ATTEMPTS	(21-21) 100%	(19-20) 95%
ATTENDANCE	77945	138495
Games/Avg Per Game	2/38972	3/46165

SCORE BY QUARTERS	1Q	2Q	3Q	4Q	OT	Total
Miami	66	20	27	59	6	178
Opponents	42	45	31	49	0	167

RUSHING

	G	ATT	GAIN	LOSS	NET	AVG	TD	LG	YPG
Duke Johnson	5	52	368	9	359	6.9	5	56	71.8
Mike James	5	60	289	11	278	4.6	3	25	55.6
Eduardo Clements	5	14	54	4	50	3.6	2	10	10.0
Stephen Morris	5	24	84	53	31	1.3	0	17	6.2
Dalton Botts	5	2	4	1	3	1.5	0	4	0.6
Phillip Dorsett	5	3	5	3	2	0.7	0	5	0.4
Team	2	1	0	2	-2	-2.0	0	0	-1.0
TOTAL	5	156	804	83	721	4.6	10	56	144.2
OPPONENTS	5	251	1241	113	1128	4.5	14	43	225.6

PASSING

	G	EFF	C-A-I	PCT	YDS	TD	LG	AVG/G
Stephen Morris	5	136.73	124-207-4	59.9	1635	9	76	327.0
Ryan Williams	3	294.40	2-2-0	100.0	7	1	5	2.3
TOTAL	5	138.24	126-209-4	60.3	1642	10	76	328.4
OPPONENTS	5	147.88	78-138-5	56.5	1345	7	73	269.0

RECEIVING

	G	NO	YDS	AVG	TD	LG	AVG/G
Phillip Dorsett	5	28	464	16.6	3	65	92.8
Rashawn Scott	5	17	326	19.2	2	76	65.2
Duke Johnson	5	15	147	9.8	1	50	29.4
Allen Hurns	4	14	177	12.6	1	40	44.2
Davon Johnson	5	12	194	16.2	0	41	38.8
Mike James	5	10	102	10.2	1	24	20.4
Clive Walford	5	10	96	9.6	1	56	19.2
Malcolm Lewis	4	8	73	9.1	1	18	18.2
Herb Waters	5	3	19	6.3	0	7	3.8
Asante Cleveland	5	2	12	6.0	0	7	2.4
Eduardo Clements	5	2	11	5.5	0	6	2.2
Dyron Dye	5	2	10	5.0	0	6	2.0
Kendal Thompkins	5	2	3	1.5	0	5	0.6
Maurice Hagens	5	1	8	8.0	0	8	1.6
TOTAL	5	126	1642	13.0	10	76	328.4
OPPONENTS	5	78	1345	17.2	7	73	269.0

TOTAL OFFENSE

	G	PLAYS	RUSH	PASS	TOTAL	AVG/G
Stephen Morris	5	231	31	1635	1666	333.2
Duke Johnson	5	52	359	0	359	71.8
Mike James	5	60	278	0	278	55.6
Eduardo Clements	5	14	50	0	50	10.0
Ryan Williams	3	2	0	7	7	2.3
Dalton Botts	5	2	3	0	3	0.6
Phillip Dorsett	5	3	2	0	2	0.4
Team	2	1	-2	0	-2	-1.0
TOTAL	5	365	721	1642	2363	472.6
OPPONENTS	5	389	1128	1345	2473	494.6

SCORING

	TD	FGs	PAT	RUSH	RCV	PASS	DXP	SAF	PTS
Duke Johnson	7	0-0	0-0	0-0	0	0-0	0	0	42
Jake Wieclaw	0	7-11	21-21	0-0	0	0-0	0	0	42
Mike James	4	0-0	0-0	0-0	0	0-0	0	0	24
Phillip Dorsett	3	0-0	0-0	0-0	0	0-0	0	0	18
Eduardo Clements	2	0-0	0-0	0-0	0	0-0	0	0	12
Rashawn Scott	2	0-0	0-0	0-0	0	0-0	0	0	12
Denzel Perryman	1	0-0	0-0	0-0	0	0-0	0	0	6
Clive Walford	1	0-0	0-0	0-0	0	0-0	0	0	6
Malcolm Lewis	1	0-0	0-0	0-0	0	0-0	0	0	6
Allen Hurns	1	0-0	0-0	0-0	0	0-0	0	0	6
Team	0	0-0	0-0	0-0	0	0-0	0	1	2
Jelani Hamilton	0	0-0	0-0	0-0	0	0-0	0	1	2
TOTAL	22	7-11	21-21	0-0	0	0-0	0	2	178
OPPONENTS	21	6-7	19-20	0-0	1	1-1	0	1	167

PUNT RETURNS

	NO	YDS	AVG	TD	LG
Phillip Dorsett	9	62	6.9	0	13
Malcolm Lewis	1	-8	-8.0	0	0
TOTAL	10	54	5.4	0	13
OPPONENTS	5	100	20.0	0	56

2012 STATISTICS (OVERALL: 4-1, ACC: 3-0, HOME: 2-0, AWAY: 2-1)

KICK RETURNS

	NO	YDS	AVG	TD	LG
Duke Johnson	14	414	29.6	1	95
Phillip Dorsett	3	80	26.7	0	37
Dyron Dye	1	-7	-7.0	0	0
Mike James	1	11	11.0	0	11
Malcolm Lewis	1	39	39.0	0	39
Maurice Hagens	1	11	11.0	0	11
TOTAL	21	548	26.1	1	95
OPPONENTS	29	418	14.4	0	50

INTERCEPTIONS

	NO	YDS	AVG	TD	LG
Thomas Finnie	1	0	0.0	0	0
Brandon McGee	1	0	0.0	0	0
Denzel Perryman	1	41	41.0	1	41
Dallas Crawford	1	9	9.0	0	9
A.J. Highsmith	1	0	0.0	0	0
TOTAL	5	50	10.0	1	41
OPPONENTS	4	11	2.8	0	11

FUMBLE RETURNS

	NO	YDS	AVG	TD	LG
A.J. Highsmith	1	13	13.0	0	13
Brandon McGee	1	26	26.0	0	26
Ladarius Gunter	1	28	28.0	0	28
Anthony Chickillo	1	7	7.0	0	7
TOTAL	4	74	18.5	0	28
OPPONENTS	1	25	25.0	0	25

ALL-PURPOSE YARDS

	G	RUSH	REC	PR	KR	IR	TOT	AVG/G
Duke Johnson	5	359	147	0	414	0	920	184.0
Phillip Dorsett	5	2	464	62	80	0	608	121.6
Mike James	5	278	102	0	11	0	391	78.2
Rashawn Scott	5	0	326	0	0	0	326	65.2
Davon Johnson	5	0	194	0	0	0	194	38.8
Allen Hurns	4	0	177	0	0	0	177	44.2
Malcolm Lewis	4	0	73	-8	39	0	104	26.0
Clive Walford	5	0	96	0	0	0	96	19.2
Eduardo Clements	5	50	11	0	0	0	61	12.2
Denzel Perryman	3	0	0	0	0	41	41	13.7
Stephen Morris	5	31	0	0	0	0	31	6.2
Maurice Hagens	5	0	8	0	11	0	19	3.8
Herb Waters	5	0	19	0	0	0	19	3.8
Asante Cleveland	5	0	12	0	0	0	12	2.4
Dallas Crawford	5	0	0	0	0	9	9	1.8
Kendal Thompkins	5	0	3	0	0	0	3	0.6
Dalton Botts	5	3	0	0	0	0	3	0.6
Dyron Dye	5	0	10	0	-7	0	3	0.6
Team	2	-2	0	0	0	0	-2	-1.0
TOTAL	5	721	1642	54	548	50	3015	603.0
OPPONENTS	5	1128	1345	100	418	11	3002	600.4

PUNTING

	NO	YDS	AVG	LG	TB	FC	I20	50+	BLK
Dalton Botts	22	884	40.2	51	1	9	9	1	0
Matt Goudis	1	37	37.0	37	0	0	0	0	0
TOTAL	23	921	40.0	51	1	9	9	1	0
OPPONENTS	21	859	40.9	53	1	5	8	0	0

FIELD GOALS

	FG	PCT	0-19	20-29	30-39	40-49	50-99	LG	BLK
Jake Wieclaw	7-11	63.6	0-1	5-6	2-2	0-2	0-0	38	0

FIELD GOAL SEQUENCE

	MIAMI	OPPONENTS
at Boston College	(22),(24)	(26),(37),(30)
at Kansas State	(32),(27)	(21),38
Bethune-Cookman	(20)	(31)
at Georgia Tech	(38),(23),22	-
NC State	19,41,43	(50)
vs. Notre Dame		
North Carolina		
Florida State		
Virginia Tech		
at Virginia		
USF		
at Duke		

KICKOFFS

	NO	YDS	AVG	LG	OB	RET	NET	YDLN
Jake Wieclaw	32	1805	56.4	2	2			
Matt Goudis	1	52	52.0	0	0			
TOTAL	33	1857	56.3	2	2	14.4	42.4	22
OPPONENTS	34	2032	59.8	12	1	548	36.6	28

2012 STATISTICS (OVERALL: 4-1, ACC: 3-0, HOME: 2-0, AWAY: 2-1)**DEFENSIVE STATISTICS**

	GP	UA	AT	TT	TFL-YDS	SACK-YDS	INT-YDS	PBU	QBH	FR-YDS	FF	BLK	SAF
Shayon Green	5	21	14	35	1.5-20	.	.	1	.	1-0	.	.	.
Eddie Johnson	5	21	10	31	3.5-12	1.0-8	.	1	1	.	3	.	.
Kacy Rodgers II	5	20	3	23
Anthony Chickillo	5	17	4	21	4.0-12	2.0-6	.	.	1	2-7	.	.	.
Tyrone Cornileus	5	12	9	21
Brandon McGee	5	15	5	20	2.0-6	.	1-0	3	.	1-26	.	.	.
Gionni Paul	3	13	5	18	1.0-2	1	.	.
Deon Bush	5	18	.	18	1.0-2	.	.	1	.	.	1	.	.
Denzel Perryman	3	13	3	16	3.0-4	.	1-41	.	1
James Gaines	5	9	7	16	1.0-7	.	.	1
A.J. Highsmith	5	9	4	13	.	.	1-0	.	.	1-13	.	.	.
Olsen Pierre	5	9	4	13	2.5-4	.	.	1	.	.	1	.	.
Vaughn Telemaque	3	6	6	12	1	.	.
Thurston Armbrister	5	9	2	11
Kelvin Cain	5	7	4	11	1.0-7	1.0-7	.	.	1
Ramon Buchanan	2	6	4	10	0.5-2
Thomas Finnie	5	9	.	9	.	.	1-0	1
Darius Smith	5	5	3	8	1.0-3	1.0-3
Tyriq McCord	5	6	2	8	2.0-15	2.0-15	.	1
Nantambu Fentress	5	6	1	7
Ladarius Gunter	5	4	2	6	1.0-1	.	.	1	.	2-28	.	.	.
Luther Robinson	4	1	4	5
Jalen Grimble	5	4	1	5
Rayshawn Jenkins	5	2	2	4
Eduardo Clements	5	4	.	4
Antonio Crawford	5	4	.	4
Andrew Swasey	4	3	.	3
Jelani Hamilton	3	2	1	3	1.0-2	1
Corey King	3	3	.	3
Tracy Howard	5	1	2	3
Clive Walford	5	2	.	2
Earl Moore	5	1	1	2
Dallas Crawford	5	1	.	1	.	.	1-9
Dalton Botts	5	1	.	1
Malcolm Lewis	4	1	.	1
Akil Craig	1	.	1	1
Davon Johnson	5	1	.	1
Rashawn Scott	5	1	.	1
Kendal Thompkins	5	1	.	1
Maurice Hagens	5	.	1	1
Brandon Yosha	4	.	1	1
Team	2	1
TOTAL	5	268	106	374	26-99	7-39	5-50	11	4	7-74	7	.	2
OPPONENTS	5	222	106	328	24.0-89	7-56	4-11	19	9	5-25	5	.	1

2012 STATISTICS (OVERALL: 4-1, ACC: 3-0, HOME: 2-0, AWAY: 2-1)

GAME-BY-GAME TEAM STATISTICS

GAME	FINAL					1ST DOWNS			RUSHING		PASSING			TOT OFF	PUNTS	PENALTY		3RD	4TH	RED	SACKS	FIELD	POSSESSION TIME					
	SCORE	1	2	3	4 OT	R-P	PE	TOT	NO-YDS	TD	C-A-I	YDS	TD	ATT-YDS	NO-AVG	F-FL	NO-YDS	DNS	DNS	ZONE	NO-YDS	GOALS	1	2	3	4	TOT	
Miami	41	14	7	10	10	9	11-2	22	34-208-3	28-45-1	207	1	79-415	5-40.6	2-0	9-78	11-22	1-2	4-4	0-0	2-2	6:54	4:15	7:18	7:54	26:21		
at Boston College	32	14	6	3	9	7	18-4	29	34-96-1	32-51-1	441	2	85-537	3-38.7	4-2	3-30	6-14	0-1	6-7	1-8	3-3	8:06	10:45	7:42	7:06	33:39		
Miami	13	3	3	0	7	2	11-2	15	29-55-0	21-28-0	222	1	57-277	4-40.0	3-3	4-30	5-12	0-1	3-4	1-1	2-2	5:41	4:58	8:18	3:47	22:44		
at Kansas State	52	14	10	7	21	19	7-1	27	60-288-6	9-11-1	210	1	71-498	1-52.0	2-0	2-12	8-11	0-0	7-8	5-31	1-2	9:19	10:02	6:42	11:13	37:16		
Miami	38	7	10	7	14	11	8-1	20	29-215-3	20-35-1	211	1	64-426	4-43.8	1-1	9-70	4-11	0-1	3-3	3-18	1-1	7:14	7:36	4:27	3:46	23:03		
Bethune-Cookman	10	7	0	0	3	13	6-1	20	53-233-1	10-26-1	122	0	79-355	8-38.5	1-1	7-45	7-19	1-3	2-2	0-0	1-1	7:46	7:24	10:33	11:14	36:57		
Miami	42	19	9	3	14	6	8-19-3	30	32-173-3	31-52-1	436	2	84-609	3-40.0	1-1	8-66	11-16	0-0	4-5	1-5	2-3	9:37	4:02	10:02	5:56	29:37		
at Georgia Tech	36	0	22	14	0	0	12-3-3	18	58-287-5	3-8-0	132	0	66-419	5-44.0	0-0	5-35	6-13	0-2	4-5	0-0	0-0	5:23	10:52	4:48	9:04	30:17		
Miami	44	23	0	7	14	4	17-5	26	32-85-1	26-49-1	566	5	81-651	8-40.6	0-0	4-20	6-18	1-1	3-5	2-15	0-3	9:10	7:02	5:04	5:22	26:38		
NC State	37	7	7	7	16	13	15-2	30	46-224-1	24-42-2	440	4	88-664	4-40.8	5-4	14-100	4-12	2-2	4-5	1-17	1-1	5:50	7:58	9:56	9:38	33:22		
Miami	vs. Notre Dame																											
Miami	North Carolina																											
Miami	Florida State																											
Miami	Virginia Tech																											
Miami	at Virginia																											
Miami	USF																											
Miami	at Duke																											

GAME-BY-GAME OFFENSIVE STARTERS

	WR	LT	LG	C	RG	RT	TE	WR	QB	FB	HB
at Boston College	Hurns	Bunche	Feliciano	McDermott	Linder	Flowers	Dye	Dorsett	Morris	James	D. Johnson
at Kansas State	Hurns	Bunche	Feliciano	McDermott	Linder	Flowers	Dye	Dorsett	Morris	Walford (TE)	James
Bethune-Cookman	Lewis	Bunche	Feliciano	McDermott	Linder	Flowers	Dye	Dorsett	Morris	D. Johnson (RB)	James
at Georgia Tech	Dorsett	Bunche	Feliciano	McDermott	Linder	Flowers	Dye	Walford (TE)	Morris	Hagens	James
NC State	Hurns	Bunche	Feliciano	McDermott	Linder	Jones Da. Johnson (WR)		Dorsett	Morris	D. Johnson (RB)	James
Miami	vs. Notre Dame										
Miami	North Carolina										
Miami	Florida State										
Miami	Virginia Tech										
Miami	at Virginia										
Miami	USF										
Miami	at Duke										

GAME-BY-GAME DEFENSIVE STARTERS

	DE	DT	DT	DE	OLB	MLB	OLB	CB	S	S	CB
at Boston College	Chickillo	D. Smith	Pierre	Green	Armbrister	Perryman	Buchanan	McGee	Rodgers II	Telesmaque	Finnie
at Kansas State	Chickillo	D. Smith	Pierre	Green	E. Johnson	Perryman	Buchanan	McGee	Rodgers II	Telesmaque	Finnie
Bethune-Cookman	Chickillo	D. Smith	Pierre	Green	E. Johnson	Perryman	Cornileus	McGee	Bush	Highsmith	Finnie
at Georgia Tech	Chickillo	D. Smith	Pierre	Green	E. Johnson	Gaines	Cornileus	McGee	Bush	Highsmith	Finnie
NC State	Chickillo	D. Smith	Pierre	Green	E. Johnson	Paul	Cornileus	McGee	Rodgers II	Highsmith	Finnie
Miami	vs. Notre Dame										
Miami	North Carolina										
Miami	Florida State										
Miami	Virginia Tech										
Miami	at Virginia										
Miami	USF										
Miami	at Duke										

2012 STATISTICS (OVERALL: 4-1, ACC: 3-0, HOME: 2-0, AWAY: 2-1)

GAME-BY-GAME PASSING

STEPHEN MORRIS	COMP	ATT	INT	PCT	YDS	TD	LG	SACKS	EFF	RYAN WILLIAMS	COMP	ATT	INT	PCT	YDS	TD	LG	SACKS	EFF
at Boston College	28	45	1	62.2	207	1	21	1	103.75	at Boston College	DNP								
at Kansas State	19	26	0	73.1	215	0	56	5	142.54	at Kansas State	2	2	0	100.0	7	1	5	0	294.40
Bethune-Cookman	20	35	1	57.1	211	1	50	0	111.5	Bethune-Cookman	0	0	0	0.0	0	0	0	0	0.00
at Georgia Tech	31	52	1	59.6	436	2	65	0	138.9	at Georgia Tech	0	0	0	0.0	0	0	0	0	0.00
NC State	49	26	1	53.1	566	5	76	1	179.7	NC State	DNP								
vs. Notre Dame										vs. Notre Dame									
North Carolina										North Carolina									
Florida State										Florida State									
Virginia Tech										Virginia Tech									
at Virginia										at Virginia									
USF										USF									
at Duke										at Duke									

GAME-BY-GAME RUSHING (No.-Yards-TDs)

	NO-YDS-TD	at BC	at KSU	B-CU	at GT	NCSU	vs. ND	UNC	FSU	VT	at UVA	USF	at Duke
Duke Johnson	52-359-5	7-135-2	6-19-0	14-94-2	13-72-0	12-39-1							
Mike James	60-278-3	14-54-0	9-27-0	9-77-0	15-89-3	13-31-0							
Eduardo Clements	14-50-2	3-4-1	4-1-0	5-37-1	1-4-0	1-4-0							
Stephen Morris	24-31-0	8-18-0	9-6-0	1-7-0	2-10-0	4-2-0							
Phillip Dorsett	3-2-0	1-2-0	1-1-0	-	-	1-5-0							

GAME-BY-GAME RECEIVING (No.-Yards-TDs)

	NO-YDS-TD	at BC	at KSU	B-CU	at GT	NCSU	vs. ND	UNC	FSU	VT	at UVA	USF	at Duke
Phillip Dorsett	28-464-3	3-9-0	3-31-0	6-49-0	9-184-1	7-191-2							
Rashawn Scott	17-326-2	2-23-0	4-39-0	2-36-0	3-48-0	6-180-2							
Davon Johnson	12-194-0	1-7-0	2-19-0	1-20-0	7-107-0	1-41-0							
Allen Hurns	14-177-1	8-81-0	2-32-0	DNP	2-10-0	2-54-1							
Duke Johnson	15-147-1	3-10-0	2-18-0	3-57-1	4-38-0	3-24-0							
Mike James	10-102-1	2-7-0	1-4-0	1-14-0	3-24-1	3-53-0							
Clive Walford	10-96-1	2-10-0	3-61-1	2-8-0	2-13-0	1-4-0							
Malcolm Lewis	8-73-1	4-42-1	1-10-0	2-9-0	1-12-0	DNP							
Herb Waters	3-19-0	-	1-5-0	-	-	2-14-0							
Asante Cleveland	2-12-0	2-12-0	-	-	-	-							
Eduardo Clements	2-11-0	1-6-0	-	-	-	1-5-0							
Dyron Dye	2-10-0	-	-	2-10-0	-	-							
Maurice Hagens	1-8-0	-	-	1-8-0	-	-							
Kendal Thompkins	2-3-0	-	2-3-0	-	-	-							

GAME-BY-GAME PUNTING

DALTON BOTTS	NO	YDS	AVG	LG	I20	TB	50+	60+
at Boston College	5	203	40.6	48	2	1	0	0
at Kansas State	4	160	40.0	48	0	0	0	0
Bethune-Cookman	4	175	43.8	51	3	0	1	0
at Georgia Tech	2	83	41.5	42	1	0	0	0
NC State	7	263	37.6	49	3	0	0	0
vs. Notre Dame								
North Carolina								
Florida State								
Virginia Tech								
at Virginia								
USF								
at Duke								

GAME-BY-GAME KICKING

JAKE WIECLAW	PAT	ATT	PCT	FG	FGA	PCT	LG	PTS
at Boston College	5	5	1.000	2	2	1.000	24	11
at Kansas State	1	1	1.000	2	2	1.000	32	7
Bethune-Cookman	5	5	1.000	1	1	1.000	20	8
at Georgia Tech	4	4	1.000	2	3	.667	38	10
NC State	6	6	1.000	0	0	.000	-	6
vs. Notre Dame								
North Carolina								
Florida State								
Virginia Tech								
at Virginia								
USF								
at Duke								

2012 STATISTICS (OVERALL: 4-1, ACC: 3-0, HOME: 2-0, AWAY: 2-1)

GAME-BY-GAME TACKLES (UT-AT-TT)

	UT-AT-TT	at BC	at KSU	B-CU	at GT	NCSU	vs. ND	UNC	FSU	VT	at UVA	USF	at Duke
Shayon Green	21-14-35	4-3-7	5-3-8	5-3-8	3-2-5	4-3-7							
Eddie Johnson	21-10-31	4-1-5	3-4-7	2-1-3	6-3-9	6-1-7							
Kacy Rodgers II	20-3-23	7-1-2	2-0-2	2-0-2	5-1-6	4-1-5							
Tyrone Cornileus	12-9-21	-	4-3-7	2-1-3	4-2-6	2-3-5							
Anthony Chickillo	17-4-21	1-1-2	2-0-2	4-1-5	7-0-7	3-2-5							
Brandon McGee	15-5-20	3-2-5	2-0-2	3-2-5	5-1-6	2-0-2							
Gionni Paul	13-5-18	DNP	DNP	2-2-4	3-0-3	8-3-11							
Deon Bush	18-0-18	4-0-4	6-0-6	3-0-3	3-0-3	2-0-2							
Jimmy Gaines	9-7-16	1-2-3	1-2-3	1-0-1	5-2-7	1-1-2							
Denzel Perryman	13-3-16	5-2-7	5-0-5	3-1-4	DNP	DNP							
Olsen Pierre	10-4-14	2-0-2	5-2-7	0-1-1	2-1-3	1-0-1							
AJ Highsmith	9-4-13	-	1-1-2	1-0-1	2-0-2	5-3-8							
Vaughn Telemaque	6-6-12	2-3-5	3-2-5	DNP	DNP	1-1-2							
Thurston Armbrister	9-2-11	2-1-3	2-0-2	1-1-2	3-0-3	1-0-1							
Kelvin Cain	7-4-11	1-2-3	1-0-1	1-2-3	1-0-1	3-0-3							
Ramon Buchanan	6-4-10	4-2-6	2-2-4	DNP	DNP	DNP							
Thomas Finnie	9-0-9	4-0-4	2-0-2	2-0-2	-	1-0-1							
Tyriq McCord	6-2-8	1-1-2	-	4-1-5	-	1-0-1							
Darius Smith	5-3-8	1-0-1	1-1-2	2-0-2	-	1-2-3							
Nantambu Fentress	6-1-7	-	-	2-0-2	-	4-1-5							
Ladarius Gunter	4-2-6	1-0-1	-	-	1-0-1	2-2-4							
Jalen Grimble	4-1-5	1-0-1	2-0-2	1-1-2	-	-							
Luther Robinson	1-4-5	0-2-2	DNP	0-1-1	1-1-2	-							
Antonio Crawford	4-0-4	-	-	1-0-1	1-0-1	2-0-2							
Rayshawn Jenkins	2-2-4	-	0-1-1	1-1-2	1-0-1	-							
Eduardo Clements	4-0-4	1-0-1	-	1-0-1	1-0-1	1-0-1							
Jelani Hamilton	2-1-3	-	DNP	2-1-3	DNP	-							
Andrew Swasey	3-0-3	1-0-1	2-0-2	-	DNP	-							
Corey King	3-0-3	DNP	DNP	2-0-2	1-0-1	-							
Tracy Howard	1-2-3	0-1-1	1-0-1	0-1-1	-	-							
Clive Walford	2-0-2	1-0-1	1-0-1	-	-	-							
Earl Moore	1-1-2	-	0-1-1	1-0-1	-	-							
Dallas Crawford	1-0-1	-	-	-	1-0-1	-							
Dalton Botts	1-0-1	-	-	-	1-0-1	-							
Malcolm Lewis	1-0-1	-	-	1-0-1	-	DNP							
Akil Craig	0-1-1	DNP	DNP	0-1-1	DNP	DNP							
Davon Johnson	1-0-1	-	-	1-0-1	-	-							
Kendal Thompkins	1-0-1	-	-	-	-	1-0-1							
Maurice Hagens	0-1-1	-	-	-	0-1-1	-							
Brandon Yosha	0-1-1	DNP	-	-	-	0-1-1							

GAME-BY-GAME TACKLES FOR LOSS (TFL-YDS)

	TFL-YDS	at BC	at KSU	B-CU	at GT	NCSU	vs. ND	UNC	FSU	VT	at UVA	USF	at Duke
Anthony Chickillo	4-0-12	-	1-0-1	-	3-0-11	-							
Eddie Johnson	3-5-12	1-0-1	1-0-2	-	0-5-1	1-0-8							
Denzel Perryman	3-0-4	1-0-2	1-0-1	1-0-1	DNP	DNP							
Olsen Pierre	2-5-4	1-0-1	1-0-3	-	0-5-0	-							
Brandon McGee	2-0-6	-	-	1-0-1	1-0-5	-							
Tyriq McCord	2-0-15	-	-	2-0-15	-	-							
Shayon Green	1-5-20	0-5-1	1-0-19	-	-	-							
Ladarius Gunter	1-0-1	-	-	-	1-0-1	-							
Jimmy Gaines	1-0-7	-	-	-	1-0-7	-							
Gionni Paul	1-0-2	DNP	DNP	1-0-2	-	-							
Kelvin Cain	1-0-7	-	-	-	-	1-0-7							
Darius Smith	1-0-3	-	-	1-0-3	-	-							
Jelani Hamilton	1-0-2	-	DNP	1-0-2	DNP	-							
Deon Bush	1-0-2	-	-	-	1-0-2	-							
Ramon Buchanan	0-5-2	0-5-2	-	DNP	DNP	DNP							

GAME-BY-GAME SACKS (SACKS-YDS)

	SACKS-YDS	at BC	at KSU	B-CU	at GT	NCSU	vs. ND	UNC	FSU	VT	at UVA	USF	at Duke
Tyriq McCord	2-0-15	-	-	2-0-15	-	-							
Anthony Chickillo	2-0-6	-	1-0-1	-	1-0-5	-							
Darius Smith	1-0-3	-	-	1-0-3	-	-							
Eddie Johnson	1-0-8	-	-	-	-	1-0-8							
Kelvin Cain	1-0-7	-	-	-	-	1-0-7							

2012 STATISTICS (OVERALL: 4-1, ACC: 3-0, HOME: 2-0, AWAY: 2-1)

SCORING DRIVES

OPPONENT	PLAYS	YDS	DRIVE TIME	QTR/ CLOCK	DRIVE START	DRIVE PLAY
at Boston College	13	83	3:42	1st/0:53	UM17	Clements 1 run
at Boston College				1st/0:00		Perryman 41 interception return
at Boston College	4	77	1:51	2nd/7:02	UM23	D. Johnson 54 run
at Boston College	15	62	4:46	3rd/5:06	UM38	Wieclaw 22 FG
at Boston College	4	79	1:17	3rd/1:18	UM21	D. Johnson 56 run
at Boston College	4	0	0:46	4th/13:35	BC6	Wieclaw 24 FG
at Boston College	8	47	2:23	4th/9:49	UM47	Lewis 18 pass from Morris
at Kansas State	7	60	2:41	1st/0:11	UM25	Wieclaw 32 FG
at Kansas State	7	70	1:42	2nd/0:00	UM20	Wieclaw 27 FG
at Kansas State	4	17	1:39	4th/3:51	KS17	Walford 2 pass from Williams
Bethune-Cookman				1st/2:25		D. Johnson 95 kickoff return
Bethune-Cookman	9	50	2:31	2nd/5:48	50	D. Johnson 1 run
Bethune-Cookman	9	64	2:41	2nd/0:35	UM36	Wieclaw 20 FG
Bethune-Cookman	6	78	2:09	3rd/4:26	UM22	D. Johnson 50 pass from Morris
Bethune-Cookman	4	55	1:24	4th/8:25	UM45	D. Johnson 28 run
Bethune-Cookman	4	21	2:22	4th/3:56	BC21	Clements 10 run
at Georgia Tech	3	75	0:57	1st/14:03	UM25	Dorsett 65 pass from Morris
at Georgia Tech	8	66	2:39	1st/4:11	UM34	Wieclaw 38 FG
at Georgia Tech				1st/4:11		Team Safety
at Georgia Tech	10	48	4:03	1st/0:00	GT48	James 1 run
at Georgia Tech	17	74	5:33	3rd/4:25	UM20	Wieclaw 23 FG
at Georgia Tech	10	82	3:07	4th/13:41	UM18	James 15 run
at Georgia Tech	8	91	1:33	4th/0:27	UM9	James 10 pass from Morris
at Georgia Tech	2	25		OT	GT25	James 25 run
NC State	3	75	0:49	1st/8:40	UM25	Hurns 14 pass from Morris
NC State				1st/8:28		Hamilton Safety
NC State	5	74	1:36	1st/6:52	UM26	Dorsett 24 pass from Morris
NC State	3	84	1:12	1st/4:18	UM16	Scott 76 pass from Morris
NC State	10	90	3:24	3rd/0:54	UM10	Du. Johnson 4 run
NC State	7	76	2:23	4th/8:00	UM24	Scott 13 pass from Morris
NC State	3	61	0:29	4th/0:19	UM39	Dorsett 62 pass from Morris
AVERAGE DRIVE	6.9	62.4	2:12			

DRIVES SUPERLATIVES

MOST PLAYS:	17 at Georgia Tech	FEWEST PLAYS:	2 at Georgia Tech
MOST YARDS:	91 at Georgia Tech	FEWEST YARDS:	0 at Boston College
LONGEST TIME:	5:33 at Georgia Tech	SHORTEST TIME:	0:29 vs. NC State

LONG PLAYS (25-plus yards from scrimmage)

YDS	PLAY	OPPONENT (QTR)
76	Rashawn Scott pass from Stephen Morris (TD)	NC State (1st)
65	Phillip Dorsett pass from Stephen Morris (TD)	at Georgia Tech (1st)
62	Phillip Dorsett pass from Stephen Morris (TD)	NC State (4th)
56	Duke Johnson run (TD)	at Boston College (3rd)
56	Clive Walford pass from Stephen Morris	at Kansas State (1st)
54	Duke Johnson run (TD)	at Boston College (2nd)
52	Rashawn Scott pass from Stephen Morris	NC State (1st)
50	Duke Johnson pass from Stephen Morris (TD)	Bethune-Cookman (3rd)
46	Phillip Dorsett pass from Stephen Morris	NC State (4th)
41	Denzel Perryman interception return (TD)	at Boston College (1st)
41	Phillip Dorsett pass from Stephen Morris	at Georgia Tech (2nd)
41	Davon Johnson pass from Stephen Morris	NC State (4th)
40	Allen Hurns pass from Stephen Morris	NC State (1st)
40	Phillip Dorsett pass from Stephen Morris	NC State (3rd)
32	Duke Johnson run	at Georgia Tech (4th)
28	Duke Johnson run (TD)	Bethune-Cookman (4th)
28	Ladarius Gunter fumble return	at Boston College (4th)
26	Brandon McGee fumble return	NC State (2nd)
25	Rashawn Scott pass from Stephen Morris	at Kansas State (2nd)
25	Rashawn Scott pass from Stephen Morris	at Georgia Tech (4th)
25	Mike James run (TD)	at Georgia Tech (OT)

RED ZONE

	SCORE	TIMES IN		POINTS	TDS	RUSH		PASS		-----FAILED TO SCORE INSIDE 20-----						
		RED ZONE	SCORES			TDS	TDS	TDS	FGS	FGA	DOWNS	INT	FUM	HALF	GAME	
at Boston College	41-32	4	4	20	2	1	1	2	0	0	0	0	0	0	0	
at Kansas State	13-52	4	3	13	1	0	1	2	0	1	0	0	0	0		
Bethune-Cookman	38-10	3	3	17	2	2	0	1	0	0	0	0	0	0		
at Georgia Tech	42-36	5	4	24	3	2	1	1	1	0	0	0	0	0		
NC State	44-37	5	3	21	3	1	2	0	1	0	1	0	0	0		
TOTALS		21	17	95	11	6	5	6	2	1	1	0	0	0		
OPPONENTS		27	23	142	18	13	5	5	1	1	0	1	1	0		

SEASON PCT. (OVERALL): 17 of 21 (81.0%)

SEASON PCT. (TDS): 11 of 21 (52.4%)

SEASON PCT. (FGS): 6 of 21 (28.6%)

SEASON PCT. (NO SCORE): 4 of 21 (19.0%)

2012 STATISTICS (OVERALL: 4-1, ACC: 3-0, HOME: 2-0, AWAY: 2-1)

MIAMI INDIVIDUAL GAME HIGHS

Rushes	15	Mike James at Georgia Tech (Sep 22, 2012)
Yards Rushing	135	Duke Johnson at Boston College (Sep 01, 2012)
TD Rushes	3	Mike James at Georgia Tech (Sep 22, 2012)
Long Rush	56	Duke Johnson at Boston College (Sep 01, 2012)
Pass attempts	52	Stephen Morris at Georgia Tech (Sep 22, 2012)
Pass completions	31	Stephen Morris at Georgia Tech (Sep 22, 2012)
Yards Passing	566	Stephen Morris vs NC State (Sep 29, 2012)
TD Passes	5	Stephen Morris vs NC State (Sep 29, 2012)
Long Pass	76	Stephen Morris vs NC State (Sep 29, 2012)
Receptions	9	Phillip Dorsett at Georgia Tech (Sep 22, 2012)
Yards Receiving	191	Phillip Dorsett vs NC State (Sep 29, 2012)
TD Receptions	2	Phillip Dorsett vs NC State (Sep 29, 2012) Rashawn Scott vs NC State (Sep 29, 2012)
Long Reception	76	Rashawn Scott vs NC State (Sep 29, 2012)
Field Goals	2	Jake Wieclaw at Boston College (Sep 01, 2012) Jake Wieclaw at Kansas State (Sep 08, 2012) Jake Wieclaw at Georgia Tech (Sep 22, 2012)
Long Field Goal	38	Jake Wieclaw at Georgia Tech (Sep 22, 2012)
Punts	7	Dalton Botts vs NC State (Sep 29, 2012)
Punting Avg	43.8	Dalton Botts vs Bethune-Cookman (Sep 15, 2012)
Long Punt	62	Dalton Botts vs NC State (Sep 29, 2012)
Long Punt Return	13	Phillip Dorsett at Georgia Tech (Sep 22, 2012)
Long Kickoff Return	95	Duke Johnson vs Bethune-Cookman (Sep 15, 2012)
Tackles	11	Gianni Paul vs NC State (Sep 29, 2012)
Sacks	2.0	Tyriq McCord vs Bethune-Cookman (Sep 15, 2012)
Tackles For Loss	3.0	Anthony Chickillo at Georgia Tech (Sep 22, 2012)
Interceptions	1	5 Players

MIAMI TEAM GAME HIGHS

Rushes	34	at Boston College (Sep 01, 2012)
Yards Rushing	215	vs Bethune-Cookman (Sep 15, 2012)
Yards Per Rush	7.4	vs Bethune-Cookman (Sep 15, 2012)
TD Rushes	3	at Boston College (Sep 01, 2012) vs Bethune-Cookman (Sep 15, 2012) at Georgia Tech (Sep 22, 2012)
Pass attempts	52	at Georgia Tech (Sep 22, 2012)
Pass completions	31	at Georgia Tech (Sep 22, 2012)
Yards Passing	566	vs NC State (Sep 29, 2012)
Yards Per Pass	11.6	vs NC State (Sep 29, 2012)
TD Passes	5	vs NC State (Sep 29, 2012)
Total Plays	84	at Georgia Tech (Sep 22, 2012)
Total Offense	651	vs NC State (Sep 29, 2012)
Yards Per Play	8.0	vs NC State (Sep 29, 2012)
Points	44	vs NC State (Sep 29, 2012)
Sacks By	3	vs Bethune-Cookman (Sep 15, 2012)
First Downs	30	at Georgia Tech (Sep 22, 2012)
Penalties	9	at Boston College (Sep 01, 2012) vs Bethune-Cookman (Sep 15, 2012)
Penalty Yards	78	at Boston College (Sep 01, 2012)
Turnovers	3	at Kansas State (Sep 08, 2012)
Interceptions By	2	vs NC State (Sep 29, 2012)

OPPONENT INDIVIDUAL GAME HIGHS

Rushes	22	Klein, Collin, at Kansas State (Sep 08, 2012)
Yards Rushing	120	Creecy, T., vs NC State (Sep 29, 2012)
TD Rushes	3	Klein, Collin, at Kansas State (Sep 08, 2012) Washington, T., at Georgia Tech (Sep 22, 2012)
Long Rush	43	Creecy, T., vs NC State (Sep 29, 2012)
Pass attempts	51	Rettig,C, at Boston College (Sep 01, 2012)
Pass completions	32	Rettig,C, at Boston College (Sep 01, 2012)
Yards Passing	441	Rettig,C, at Boston College (Sep 01, 2012)
TD Passes	4	Glennon, M., vs NC State (Sep 29, 2012)
Long Pass	73	Glennon, M., vs NC State (Sep 29, 2012)
Receptions	10	Amidon,A, at Boston College (Sep 01, 2012)
Yards Receiving	149	Amidon,A, at Boston College (Sep 01, 2012)
TD Receptions	2	Underwood, B., vs NC State (Sep 29, 2012)
Long Reception	73	Payton, Q., vs NC State (Sep 29, 2012)
Field Goals	3	Freese,N, at Boston College (Sep 01, 2012)
Long Field Goal	50	Sade, N., vs NC State (Sep 29, 2012)
Punts	8	KOWALSKI,Kory, vs Bethune-Cookman (Sep 15, 2012)
Punting Avg	52.0	Doerr, Ryan, at Kansas State (Sep 08, 2012)
Long Punt	53	KOWALSKI,Kory, vs Bethune-Cookman (Sep 15, 2012)
Long Punt Return	56	Golden, J., at Georgia Tech (Sep 22, 2012)
Long Kickoff Return	50	Palmer, T., vs NC State (Sep 29, 2012)
Tackles	14	Pierre-Louis,K, at Boston College (Sep 01, 2012)
Sacks	2.0	Davis, Adam, at Kansas State (Sep 08, 2012)
Tackles For Loss	2.0	Tuggle, Justin, at Kansas State (Sep 08, 2012) Brown, Arthur, at Kansas State (Sep 08, 2012) Davis, Adam, at Kansas State (Sep 08, 2012) Noel, R., vs NC State (Sep 29, 2012)
Interceptions	1	4 Players

OPPONENT TEAM GAME HIGHS

Rushes	60	at Kansas State (Sep 08, 2012)
Yards Rushing	288	at Kansas State (Sep 08, 2012)
Yards Per Rush	4.9	at Georgia Tech (Sep 22, 2012)
TD Rushes	6	at Kansas State (Sep 08, 2012)
Pass attempts	51	at Boston College (Sep 01, 2012)
Pass completions	32	at Boston College (Sep 01, 2012)
Yards Passing	441	at Boston College (Sep 01, 2012)
Yards Per Pass	19.1	at Kansas State (Sep 08, 2012)
TD Passes	4	vs NC State (Sep 29, 2012)
Total Plays	88	vs NC State (Sep 29, 2012)
Total Offense	664	vs NC State (Sep 29, 2012)
Yards Per Play	7.5	vs NC State (Sep 29, 2012)
Points	52	at Kansas State (Sep 08, 2012)
Sacks By	5	at Kansas State (Sep 08, 2012)
First Downs	30	vs NC State (Sep 29, 2012)
Penalties	14	vs NC State (Sep 29, 2012)
Penalty Yards	100	vs NC State (Sep 29, 2012)
Turnovers	6	vs NC State (Sep 29, 2012)
Interceptions By	1	4 times





PARTICIPATION





NO	CODE	PLAYER	at BC	at KS	B-CU	at GT	NCSU	vs ND	UNC	FSU	VT	at UVA	USF	at Duke
1	–	Allen Hurns	START	START	<i>DNP</i>	XXX	START							
2	–	Deon Bush	XXX	XXX	START	START	XXX							
3	–	Tracy Howard	XXX	XXX	XXX	XXX	XXX							
4	–	Phillip Dorsett	START	START	START	START	START							
5	–	Mike James	START	START	START	START	START							
6	–	Robert Lockhart Jr.	<i>DNP</i>	<i>DNP</i>	<i>DNP</i>	<i>DNP</i>	<i>DNP</i>							
7	–	Vaughn Telemaque	START	START	<i>DNP</i>	<i>DNP</i>	XXX							
8	–	Duke Johnson	START	XXX	START	XXX	START							
9	–	Malcolm Lewis	XXX	XXX	START	XXX	<i>DNP</i>							
11	–	Ryan Williams	<i>DNP</i>	XXX	XXX	XXX	<i>DNP</i>							
11	1A	Larry Hope	<i>DNP</i>	<i>DNP</i>	<i>DNP</i>	<i>DNP</i>	<i>DNP</i>							
12	–	Preston Dewey	<i>DNP</i>	<i>DNP</i>	<i>DNP</i>	<i>DNP</i>	<i>DNP</i>							
13	–	Dalton Botts	XXX	XXX	XXX	XXX	XXX							
15	–	D'Mauri Jones	<i>DNP</i>	<i>DNP</i>	<i>DNP</i>	<i>DNP</i>	<i>DNP</i>							
15	5A	Cameron Dean	<i>DNP</i>	<i>DNP</i>	<i>DNP</i>	<i>DNP</i>	<i>DNP</i>							
16	–	Gray Crow	<i>DNP</i>	<i>DNP</i>	<i>DNP</i>	<i>DNP</i>	<i>DNP</i>							
17	–	Stephen Morris	START	START	START	START	START							
17	7A	Tyriq McCord	XXX	XXX	XXX	XXX	<i>DNP</i>							
18	–	Matt Goudis	<i>DNP</i>	<i>DNP</i>	XXX	XXX	<i>DNP</i>							
18	8A	Chad Barnes	<i>DNP</i>	<i>DNP</i>	<i>DNP</i>	<i>DNP</i>	<i>DNP</i>							
19	–	David Thompson	<i>DNP</i>	<i>DNP</i>	<i>DNP</i>	<i>DNP</i>	<i>DNP</i>							
20	–	Thomas Finnie	START	START	START	START	START							
21	–	Brandon McGee	START	START	START	START	START							
22	–	Kacy Rodgers II	START	START	XXX	XXX	START							
23	–	Eduardo Clements	XXX	XXX	XXX	XXX	XXX							
24	–	Davon Johnson	XXX	XXX	XXX	XXX	START							
24	4A	Joey McNeil	<i>DNP</i>	<i>DNP</i>	<i>DNP</i>	<i>DNP</i>	<i>DNP</i>							
24	4B	Stephen Sweeney	<i>DNP</i>	<i>DNP</i>	<i>DNP</i>	<i>DNP</i>	<i>DNP</i>							
25	–	Dallas Crawford	XXX	XXX	XXX	XXX	XXX							
26	–	Darris Hughes	<i>DNP</i>	<i>DNP</i>	XXX	<i>DNP</i>	<i>DNP</i>							
27	–	Jameson Labady	<i>DNP</i>	<i>DNP</i>	<i>DNP</i>	<i>DNP</i>	<i>DNP</i>							
27	7B	Ricky Carroll	<i>DNP</i>	<i>DNP</i>	<i>DNP</i>	<i>DNP</i>	<i>DNP</i>							
28	–	Andrew Swasey	XXX	XXX	XXX	<i>DNP</i>	XXX							
28	8B	Shawn O'Dare	<i>DNP</i>	<i>DNP</i>	<i>DNP</i>	<i>DNP</i>	<i>DNP</i>							
29	–	Rayshawn Jenkins	XXX	XXX	XXX	XXX	XXX							
30	–	A.J. Highsmith	XXX	XXX	START	START	START							
31	–	Tyrone Cornileus	XXX	XXX	START	START	START							
32	–	Danny Dillard	<i>DNP</i>	<i>DNP</i>	<i>DNP</i>	<i>DNP</i>	<i>DNP</i>							
33	–	Maurice Hagens	XXX	XXX	XXX	XXX	XXX							
34	–	Thurston Armbrister	START	START	XXX	XXX	XXX							
35	–	Nate Dortch	<i>DNP</i>	<i>DNP</i>	XXX	<i>DNP</i>	<i>DNP</i>							
36	–	Gionni Paul	<i>DNP</i>	<i>DNP</i>	XXX	XXX	START							
37	–	Ladarius Gunter	XXX	XXX	XXX	XXX	XXX							
37	7C	Alex Irastorza	<i>DNP</i>	<i>DNP</i>	<i>DNP</i>	<i>DNP</i>	<i>DNP</i>							
38	–	Jordan Tolson	<i>DNP</i>	<i>DNP</i>	XXX	<i>DNP</i>	<i>DNP</i>							
39	–	Antonio Crawford	XXX	XXX	XXX	XXX	XXX							
40	–	Jake Wieclaw	XXX	XXX	XXX	XXX	XXX							
43	–	Sean Harvey	<i>DNP</i>	<i>DNP</i>	XXX	<i>DNP</i>	<i>DNP</i>							
44	–	Eddie Johnson	XXX	START	START	START	START							
45	–	Ramon Buchanan	START	START	<i>DNP</i>	<i>DNP</i>	<i>DNP</i>							
46	–	Clive Walford	XXX	START	XXX	START	XXX							
46	6A	Ricky Perez	<i>DNP</i>	<i>DNP</i>	<i>DNP</i>	<i>DNP</i>	<i>DNP</i>							
46	6B	Hugo Delpenha Jr.	<i>DNP</i>	<i>DNP</i>	<i>DNP</i>	<i>DNP</i>	<i>DNP</i>							
47	–	Akil Craig	<i>DNP</i>	<i>DNP</i>	XXX	<i>DNP</i>	<i>DNP</i>							
48	–	Brandon Yosha	<i>DNP</i>	XXX	XXX	XXX	XXX							
48	8C	Chris Dunckel	<i>DNP</i>	<i>DNP</i>	<i>DNP</i>	<i>DNP</i>	<i>DNP</i>							
49	–	Dyron Dye	START	START	START	START	XXX							
51	–	Shayon Green	START	START	START	START	START							
52	–	Denzel Perryman	START	START	START	<i>DNP</i>	<i>DNP</i>							
54	–	JaWand Blue	<i>DNP</i>	<i>DNP</i>	<i>DNP</i>	<i>DNP</i>	<i>DNP</i>							
55	–	Ben Jones	<i>DNP</i>	<i>DNP</i>	XXX	XXX	START							





PARTICIPATION

NO	CODE	PLAYER	at BC	at KS	B-CU	at GT	NCSU	vs ND	UNC	FSU	VT	at UVA	USF	at Duke
55	5B	Frank Gabriel	DNP	DNP	DNP	DNP	DNP							
56	—	Raphael Kirby	DNP	DNP	DNP	DNP	DNP							
57	—	Nantambu Fentress	XXX	XXX	XXX	XXX	XXX							
58	—	Gabriel Terry	XXX	XXX	XXX	DNP	DNP							
59	—	Jimmy Gaines	XXX	XXX	XXX	XXX	XXX							
60	—	Sean McNally	XXX	XXX	XXX	DNP	DNP							
61	—	Paul Kelly	DNP	DNP	XXX	XXX	XXX							
62	—	Shane McDermott	START	START	START	START	START							
63	—	Danny Isidora	DNP	DNP	DNP	DNP	DNP							
64	—	Hunter Wells	DNP	DNP	DNP	DNP	DNP							
65	—	Brandon Linder	START	START	START	START	START							
66	—	Dequan Ivery	DNP	DNP	DNP	DNP	DNP							
67	—	Corey King	DNP	DNP	XXX	XXX	XXX							
68	—	Jeremy Lewis	XXX	XXX	XXX	DNP	XXX							
69	—	Eduardo Lopez	DNP	DNP	DNP	DNP	DNP							
70	—	Jon Feliciano	START	START	START	START	START							
71	—	Anthony Chickillo	START	START	START	START	START							
72	—	Earl Moore	XXX	XXX	XXX	XXX	XXX							
74	—	Ereck Flowers	START	START	START	START	XXX							
75	—	Jared Wheeler	XXX	XXX	XXX	XXX	XXX							
76	—	Taylor Gadbois	DNP	DNP	DNP	DNP	DNP							
77	—	Seantrel Henderson	DNP	XXX	XXX	XXX	XXX							
78	—	Jermaine Johnson	XXX	XXX	XXX	XXX	DNP							
79	—	Malcolm Bunche	START	START	START	START	START							
80	—	Rayshawn Scott	XXX	XXX	XXX	XXX	XXX							
81	—	Jontavious Carter	DNP	DNP	DNP	DNP	DNP							
82	—	Asante Cleveland	XXX	XXX	XXX	XXX	XXX							
83	—	Kendal Thompkins	XXX	XXX	XXX	XXX	XXX							
84	—	Cory White	DNP	DNP	DNP	DNP	DNP							
85	—	David Perry	DNP	XXX	XXX	DNP	XXX							
86	—	Herb Waters	XXX	XXX	XXX	XXX	XXX							
87	—	Jacoby Briscoe	DNP	DNP	DNP	DNP	DNP							
87	7D	Garrett Kidd	DNP	DNP	DNP	XXX	XXX							
88	—	Ronald Regula	DNP	DNP	DNP	DNP	DNP							
88	8D	Zach Costa	DNP	DNP	DNP	DNP	DNP							
90	—	Ricardo Williams	DNP	DNP	DNP	DNP	DNP							
91	—	Olsen Pierre	START	START	START	START	START							
92	—	Jalen Grimble	XXX	XXX	XXX	XXX	XXX							
93	—	Luther Robinson	XXX	DNP	XXX	XXX	XXX							
94	—	Kelvin Cain	XXX	XXX	XXX	XXX	XXX							
95	—	Jake O'Donnell	DNP	DNP	DNP	DNP	DNP							
96	—	Curtis Porter	DNP	DNP	DNP	DNP	DNP							
97	—	Dwayne Hoilett	DNP	DNP	DNP	DNP	DNP							
98	—	Darius Smith	START	START	START	START	START							
99	—	Jelani Hamilton	XXX	XXX	XXX	DNP	XXX							

GAME RECAPS

GAME 1 • CHESTNUT HILL, MASS. • ALUMNI STADIUM			
		MIAMI	41
		BOSTON COLLEGE	32
SCAN QR CODE FOR: Photos, Stats, Interviews, Highlights, Game Replay			

GAME 2 • MANHATTAN, KAN. • SNYDER FAMILY STADIUM			
		MIAMI	13
		21/20 KANSAS STATE	52
SCAN QR CODE FOR: Photos, Stats, Interviews, Highlights, Game Replay			

GAME 3 • MIAMI GARDENS, FLA. • SUN LIFE STADIUM			
		BETHUNE-COOKMAN	10
		MIAMI	38
SCAN QR CODE FOR: Photos, Stats, Interviews, Highlights, Game Replay			

GAME NOTES

- **Denzel Perryman's** interception return for a touchdown was the first for the Hurricanes since Oct. 1, 2011, when **Kelvin Cain** returned one 59 yards against Bethune-Cookman.
- With his second-quarter TD run, **Duke Johnson** became the first Miami true freshman to start and score in a season-opener since Aug. 28, 2008, when **Jacory Harris** raced 30 yards against Charleston Southern.
- Miami improved to 57-29-1 all-time in season openers and won for the fourth time in its last five season openers.
- It was Miami's first win at Boston College since 2001.
- **RB Duke Johnson**, who had TD runs of 54 and 56 yards, totaled 135 yards for the game, the most by a UM true freshman since **Javarris James** (148 yards) against Houston (Sept. 30, 2006).
- **WR Allen Hurns** recorded a career-high 81 yards on 8 catches.
- **WR Malcolm Lewis** notched a receiving touchdown in his debut, as three of the Canes' four offensive TDs scored by true freshmen.

STATISTICS

SCORING	1	2	3	4	OT	F
Miami	14	7	10	10	—	41
Boston College	14	6	3	9	—	32

SCORING SUMMARY

1st	12:26	BC	Williams 4 run (Freese kick)
	7:54	BC	Sinkovec 15 pass from Rettig (Freese kick)
	0:53	UM	Clements 1 run (Wieclaw kick)
	0:00	UM	Perryman 41 INT return (Wieclaw kick)
2nd	10:53	BC	Freese 26 FG
	9:02	UM	Du. Johnson 54 run (Wieclaw kick)
	3:32	BC	Freese 37 FG
3rd	9:52	BC	Freese 30 FG
	5:06	UM	Wieclaw 22 FG
	1:18	UM	Du. Johnson 56 run (Wieclaw kick)
4th	13:35	UM	Wieclaw 24 FG
	9:49	UM	Lewis 18 pass from Morris (Wieclaw kick)
	6:48	BC	Kimble 17 pass from Rettig (Freese kick)
	0:04	BC	Team safety

TEAM STATISTICS

	UM	BC
FIRST DOWNS	22	29
RUSHES-YARDS (NET)	34-208	34-96
PASSING YDS (NET)	207	441
Passes Att-Comp-Int	45-28-1	51-32-1
TOTAL OFFENSE PLAYS-YARDS	79-415	85-537
Fumble Returns-Yards	1-28	0-0
Punt Returns-Yards	3-9	1-1
Kickoff Returns-Yards	6-110	7-85
Interception Returns-Yards	1-41	1-11
Punts (Number-Avg)	5-40.6	3-38.7
Fumbles-Lost	2-0	4-2
Penalties-Yards	9-78	3-30
Possession Time	26:21	33:39
Third-Down Conversions	11 of 21	6 of 14
Fourth-Down Conversions	1 of 2	0 of 1
Red-Zone Scores-Chances	4-4	6-7

INDIVIDUAL STATISTICS

RUSHING: UM — Du. Johnson 7-135 2 TD, James 14-54, Morris 8-18, Clements 3-4 1 TD, Botts 1-1, Dorsett 1-2. BC — Williams 18-49 1 TD, Kimble 10-45, Coleman 1-6, Team 1-1, Amidon 1-1, Rettig 3-2.

PASSING: UM — Morris 28-45-1-207 1 TD. BC — Rettig 32-51-1-441 2 TD.

RECEIVING: UM — Hurns 8-81, Lewis 4-42 1 TD, Du. Johnson 3-10, Dorsett 3-9, Scott 2-23, Cleveland 2-12, Walford 2-10, James 2-7, Da. Johnson 1-7, Clements 1-6. BC — Amidon 10-149, Kimble 8-130 1 TD, Sinkovec 3-67 1 TD, Miller 3-38, Coleman 2-13, Evans 2-11, Williams 2-7, Elliott 1-19, Parsons 1-7.

INTERCEPTIONS: UM — Perryman 1-41 TD. BC — Rositano 1-11.

FUMBLES: UM — Dorsett 1-0, Dye 1-0. BC — Kimble 1-1, Rettig 1-0, Rositano 1-0, Williams 1-1.

SACKS (UA-A): UM — None. BC — Edeball 0.5-4, Rudolph 0.5-4.

TACKLES (UA-A): UM — Rodgers II 7-1, Perryman 5-2, Green 4-3, Buchanan 4-2, E. Johnson 4-1, McGee 3-2, Telemaque 2-3. BC — Pierre-Louis 8-6, Divitto 7-4, Clancy 6-2, Keyes 4-4, Sylvia 4-3, Edeball 2-4.

GAME NOTES

- **TE Clive Walford's** 56-yard catch and run in the first quarter was the longest reception of his career.
- **DL Anthony Chickillo** ended the first quarter with a sack of Collin Klein. It was the Hurricanes' first sack of the 2012 season.
- **LB Eddie Johnson** started his first game for the Hurricanes and recorded a career high in tackles with seven stops (three solo, four assist).
- **RB Duke Johnson** racked up a career-high 77-yard kickoff return in the fourth quarter to help setup a touchdown.
- **QB Ryan Williams** recorded his first touchdown pass as a Hurricane in the fourth quarter.

STATISTICS

SCORING	1	2	3	4	OT	F
Miami	3	3	0	7	—	13
Kansas State	14	10	7	21	—	52

SCORING SUMMARY

1st	8:13	KS	Klein 1 run (Cantele kick)
	2:52	KS	Klein 6 run (Cantele kick)
	0:11	UM	Wieclaw 32 FG
2nd	10:20	KS	Cantele 21 FG
	6:10	KS	Sexton 27 pass from Klein (Cantele kick)
	0:00	UM	Wieclaw 27 FG
3rd	9:16	KS	Klein 1 run (Cantele kick)
4th	11:12	KS	Hubert 4 run (Cantele kick)
	10:51	KS	Sams 15 run (Cantele kick)
	5:30	KS	Sams 11 run (Cantele kick)
	3:51	UM	Walford 2 pass from Williams (Wieclaw kick)

TEAM STATISTICS

	UM	KS
FIRST DOWNS	13	27
RUSHES-YARDS (NET)	29-40	60-288
PASSING YDS (NET)	222	210
Passes Att-Comp-Int	21-28-0	9-11-1
TOTAL OFFENSE PLAYS-YARDS	262	498
Fumble Returns-Yards	0-0	0-0
Punt Returns-Yards	0-0	1-12
Kickoff Returns-Yards	6-160	2-54
Interception Returns-Yards	1-0	0-0
Punts (Number-Avg)	4-40.0	1-52.0
Fumbles-Lost	3-3	2-0
Penalties-Yards	4-30	2-12
Possession Time	22:44	37:16
Third-Down Conversions	5 of 13	8 of 11
Fourth-Down Conversions	0 of 1	0 of 0
Red-Zone Scores-Chances	3-4	7-8

INDIVIDUAL STATISTICS

RUSHING: UM — James 9-27, Du. Johnson 6-19, Clements 4-1, Dorsett 1-1, Morris 9-6. KS — Hubert 19-106 1 TD, Klein 22-71 3 TD, Sams 3-47 2 TD, Robinson 3-20, Pease 5-18, Lockett 2-14, Rose 3-7, Thompson 1-6, Johnson 2-6, Harper 0-7.

PASSING: UM — Morris 19-26-0-215, Williams 2-2-0-7 1 TD. KS — Klein 9-11-1-210 1 TD.

RECEIVING: UM — Scott 4-39, Walford 3-61 1 TD, Dorsett 3-31, Hurns 2-32, De. Johnson 2-19, Du. Johnson 2-18, Thompkins 2-3, Lewis 1-10, Waters 1-5, James 1-4. KS — Lockett 3-59, Thompson 3-57, Trujillo 1-58, Sexton 1-27 1 TD, Harper 1-9.

INTERCEPTIONS: UM — McGee 1-0.

FUMBLES: UM — Morris 2-2, Clements 1-1. KS — Hubter 1-0, Klein 1-0.

SACKS (UA-A): UM — Chickillo 1.0-1. KS — Davis 2.0-13, Brown 1.0-8, Sua 1.0-6, Tuggle 1.0-4.

TACKLES (UA-A): UM — Green 5-3, Pierre 5-2, Cornileus 3-4, Bush 6-0, Perryman 5-0, Telemaque 3-2. KS — Brown 7-3, Milo 4-2, Truman 4-1, Evans 3-2, Davis 4-0, Tuggle 4-0, Malone 4-0.

GAME NOTES

- **S Deon Bush, S A.J. Highsmith** and **WR Malcolm Lewis** made their career-first starts.
- Freshman **RB Duke Johnson** amassed 246 all-purpose yards and scored four touchdowns. In the first quarter, he returned a kickoff 95 yards for Miami's first score of the game. He later added two rushing scores and a 50-yard receiving touchdown.
- Johnson became the first Miami player to score four TDs in a game since **Tyrone Moss** did in 2005 against North Carolina.
- Freshman **DL Tyriq McCord** collected his career-first sacks, accounting for two of Miami's three QB sacks.
- Sophomore **WR Phillip Dorsett** collected 49 receiving yards, passing his previous career-high of 41 yards at USF in 2011.

STATISTICS

SCORING	1	2	3	4	OT	F
Bethune-Cookman	7	0	0	3	—	10
Miami	7	10	7	14	—	38

SCORING SUMMARY

1st	2:37	BCU	Jackson 1 run (Hurd kick)
	2:25	UM	Du. Johnson 95 kickoff return (Wieclaw kick)
2nd	5:48	UM	Du. Johnson 1 run (Wieclaw kick)
	0:35	UM	Wieclaw 20 FG
3rd	4:26	UM	Du. Johnson 50 pass from Morris (Wieclaw kick)
4th	9:49	BCU	Hurd 31 FG
	8:25	UM	Du. Johnson 28 run (Wieclaw kick)
	3:56	UM	Clements 10 run (Wieclaw kick)

TEAM STATISTICS

	BCU	UM
FIRST DOWNS	20	20
RUSHES-YARDS (NET)	53-233	29-215
PASSING YDS (NET)	122	211
Passes Att-Comp-Int	10-26-1	20-35-1
TOTAL OFFENSE PLAYS-YARDS	355	426
Fumble Returns-Yards	1-25	1-7
Punt Returns-Yards	0-0	4-21
Kickoff Returns-Yards	7-74	2-134
Interception Returns-Yards	1-0	1-9
Punts (Number-Avg)	8-38.5	4-43.8
Fumbles-Lost	1-1	1-1
Penalties-Yards	7-45	9-70
Possession Time	36:57	23:03
Third-Down Conversions	7 of 19	4 of 11
Fourth-Down Conversions	1 of 3	0 of 1
Red-Zone Scores-Chances	2-2	3-3

INDIVIDUAL STATISTICS

RUSHING: BCU — Waters 6-60, Allen 2-15, Cabrera 5-14, Wilson 9-6, Williams 4-0. UM — Du. Johnson 14-94 2 TD, James 9-77, Clements 5-37 1 TD, Morris 1-7.

PASSING: BCU — Wilson 3-10-0-51, Williams 5-9-0-69, Waters 2-6-0-2, Kowalski 0-1-1-0. UM — Morris 20-35-1-211 1 TD.

RECEIVING: BCU — Jackson 2-29, Cleckley 2-27, Stroud 2-17, Poole 1-20, Gordon 1-16, Virgin 1-10, Harris 1-3. UM — Dorsett 6-49, Du. Johnson 3-57 1 TD, Scott 2-36, Dye 2-10, Lewis 2-9, Walford 2-8, Da. Johnson 1-20, James 1-14, Hagens 1-8.

INTERCEPTIONS: BCU — Burke 1-0. UM — D. Crawford 1-9.

FUMBLES: BCU — Wilson 1-1. UM — Dorsett 1-1.

SACKS (UA-A): BCU — None. UM — McCord 2.0-15, D. Smith 1.0-3.

TACKLES (UA-A): BCU — Fields 6-1, Addison 4-3, Howard 4-1, Lane 3-2, Marcellon 3-2, Richardson 3-1. UM — Green 5-3, McCord 4-1, Chickillo 4-1, McGee 3-2, Perryman 3-1, Paul 2-2.

GAME RECAPS

GAME 4 • ATLANTA, GA. • BOBBY DODD STADIUM (OT)			
		MIAMI	42
		RV/RV GEORGIA TECH	36
SCAN QR CODE FOR: Photos, Stats, Interviews, Highlights, Game Replay			

GAME 5 • MIAMI GARDENS, FLA. • SUN LIFE STADIUM			
		NC STATE	37
		RV/RV MIAMI	44
SCAN QR CODE FOR: Photos, Stats, Interviews, Highlights, Game Replay			

GAME NOTES

- Miami defeated Georgia Tech for the fourth consecutive meeting.
- It was the first overtime win for the Hurricanes since defeating Virginia, 24-17, in Charlottesville on Nov. 1, 2008.
- Miami had 609 yards of total offense, the first time reaching 600 since racking up 629 against McNeese State in 2000.
- Miami was credited with a safety in the first quarter. It was the Canes' first safety since Sept. 17, 2009 when GT's Chandler Anderson kicked an errant snap through the back of the end zone.
- The Canes led 19-0 after the first quarter — the biggest lead after the opening period since leading Charleston Southern, 21-0, on Aug. 28, 2008. It was the largest margin over an ACC opponent after one since going up 21-0 over Wake Forest on Nov. 20, 2004.
- Sophomore WR **Phillip Dorsett** established career bests for receptions (9) and receiving yards (184).
- Junior QB **Stephen Morris** threw for a career-best 436 yards, the first 400-yard passing game by a UM quarterback since **Ken Dorsey** (422) at West Virginia in 2002.
- Senior RB **Mike James** scored a career-high four touchdowns in the game (three rushing, one receiving). James rushed for a career-high 89 yards on 15 carries.

STATISTICS

SCORING	1	2	3	4	OT	F
Miami	19	0	3	14	6	42
Georgia Tech	0	22	14	0	0	36

SCORING SUMMARY

1st	14:03	UM	Dorsett 65 pass from Morris (Wieclaw kick)
	4:11	UM	Wieclaw 38 FG
	4:11	UM	Team safety
	0:00	UM	James 1 run (Wieclaw kick)
2nd	11:23	GT	Smith 8 run (Scully kick)
	9:05	GT	Washington 2 run (Scully kick)
	3:39	GT	Washington 10 run (Godhigh pass from Washington)
3rd	13:09	GT	Zenon 35 run (Scully kick)
	10:06	GT	Washington 2 run (Scully kick)
	4:25	UM	Wieclaw 23 FG
4th	13:41	UM	James 15 run (Wieclaw kick)
	0:27	UM	James 10 pass from Morris (Wieclaw kick)
OT	15:00	UM	James 25 run

TEAM STATISTICS

	UM	GT
FIRST DOWNS	30	18
RUSHES-YARDS (NET)	32-173	58-287
PASSING YDS (NET)	436	132
Passes Att-Comp-Int	31-52-1	3-8-0
TOTAL OFFENSE PLAYS-YARDS	84-609	66-419
Fumble Returns-Yards	0-0	0-0
Punt Returns-Yards	2-18	2-84
Kickoff Returns-Yards	5-101	6-93
Interception Returns-Yards	0-0	1-0
Punts (Number-Avg)	3-40.0	5-44.0
Fumbles-Lost	1-1	0-0
Penalties-Yards	8-66	5-35
Possession Time	29:37	30:17
Third-Down Conversions	11-16	6-13
Fourth-Down Conversions	0-0	0-2
Red-Zone Scores-Chances	4-5	4-5

INDIVIDUAL STATISTICS

RUSHING: UM — James 15-89 3 TD, Du. Johnson 13-72, Morris 2-10, Clements 1-4, Team 1--2. GT — Laskey 15-82, Godhigh 6-59, Zenon 6-57 1 TD, Washington 20-47 3 TD, Smith 7-22 1 TD, Bostic 2-15, Lee 1-3, Sims 1-2.

PASSING: UM — Morris 31-52-1-436 2 TD. GT — Washington 3-8-0-132.

RECEIVING: UM — Dorsett 9-184 1 TD, Da. Johnson 7-107, Du. Johnson 4-38, Scott 3-48, James 3-24 1 TD, Walford 2-13, Hurns 2-10, Lewis 1-2. GT — Zenon 2-74, Greene 1-58.

INTERCEPTIONS: GT — Thomas.

FUMBLES: UM — Dorsett 1-1.

SACKS (UA-A): UM — Chickillo 1-0.

TACKLES (UA-A): UM — E. Johnson 6-3, Chickillo 7-0, Gaines 5-2, McGee 5-1, Rodgers II 5-1, Cornileus 4-2, Green 3-2. GT — Nealy 6-2, Johnson 4-4, Watts 6-0, Sweeting 4-2, Cross 4-1, Thomas 3-2.

GAME NOTES

- With the win, Miami has its first three-game winning streak under second-year head coach **Al Golden** and first since the 2009 season.
- The Hurricanes started 3-0 in the ACC for the first time since 2004 — the first season in the conference.
- Miami has its first 4-1 start to the season since 2009.
- Miami's defense recorded a safety in back-to-back games for the first time since 2008 (Florida State - Oct. 4 & UCF - Oct. 11).
- With 651 yards of total offense, the Canes recorded more than 400 yards of offense in three straight games. The 651 yards are third-most in UM history.
- Junior QB **Stephen Morris** threw for a Miami and ACC record 566 yards and a school-record-tying 5 TDs. Morris became the first UM QB to throw 5 TDs since Kyle Wright at Wake Forest in 2005.
- Sophomore WR **Phillip Dorsett** reeled in 191 yards and two TDs on seven catches against NC State, including the eventual game-winning 62-yard TD with 19 seconds remaining.
- Sophomore MLB **Gionni Paul** racked up a career-high 11 tackles in his career-first start.

STATISTICS

SCORING	1	2	3	4	OT	F
NC State	7	7	7	16	—	37
Miami	23	0	7	14	—	44

SCORING SUMMARY

1st	9:29	ST	Creecy 1 run (Sade kick)
	8:40	UM	Hurns 14 pass from Morris (Wieclaw kick)
	8:28	UM	Hamilton safety
	6:52	UM	Dorsett 24 pass from Morris (Wieclaw kick)
	4:18	UM	Scott 76 pass from Morris (Wieclaw kick)
2nd	14:56	ST	Creecy 7 pass from Glennon (Sade kick)
3rd	8:14	ST	Underwood 4 pass from Glennon (Sade kick)
	0:54	UM	Du. Johnson 4 run (Wieclaw kick)
4th	10:24	ST	Underwood 28 pass from Glennon (kick failed)
	8:00	UM	Scott 13 pass from Morris (Wieclaw kick)
	5:43	ST	Smith 6 pass from Glennon (Sade kick)
	1:58	ST	Sade 50 FG
	0:19	UM	Dorsett 62 pass from Morris (Wieclaw kick)

TEAM STATISTICS

	ST	UM
FIRST DOWNS	30	26
RUSHES-YARDS (NET)	46-224	32-85
PASSING YDS (NET)	440	566
Passes Att-Comp-Int	24-42-2	26-49-1
TOTAL OFFENSE PLAYS-YARDS	88-664	81-651
Fumble Returns-Yards	0-0	2-39
Punt Returns-Yards	1-3	1-6
Kickoff Returns-Yards	6-112	2-43
Interception Returns-Yards	1-0	2-0
Punts (Number-Avg)	4-40.8	8-40.6
Fumbles-Lost	5-4	0-0
Penalties-Yards	14-100	4-20
Possession Time	33:22	26:38
Third-Down Conversions	4-12	6-18
Fourth-Down Conversions	2-2	1-1
Red-Zone Scores-Chances	4-5	3-5

INDIVIDUAL STATISTICS

RUSHING: NCSU — Creecy 19-120 1 TD, Thornton 17-87, Barnes 7-44, Team 1--8, Glennon 2--19. UM — Du. Johnson 12-39 1 TD, James 13-31, Dorsett 1-5, Botts 1-4, Clements 1-4, Morris 4-2.

PASSING: NCSU — Glennon 24-42-2 440 4 TD. UM — Morris 26-49-1 566 5 TD.

RECEIVING: NCSU — Palmer 5-94, Smith 3-86 1 TD, Underwood 3-50 2 TD, Creecy 3-16 1 TD, Payton 2-83, Watson 2-29, Carter 2-28, Talbert 1-19, Thornton 1-14, Barnes 1-13, Winkles 1-8. UM — Dorsett 7-191 2 TD, Scott 6-180 2 TD, James 3-53, Du. Johnson 3-24, Hurns 2-54 1 TD, Waters 2-14, Da. Johnson 1-41, Clements 1-5, Walford 1-4.

INTERCEPTIONS: NCSU — Lucas 1-0. UM — Highsmith 1-0, Finnie 1-0.

FUMBLES: NCSU — Palmer 1-1, Team 1-0, Thornton 1-1, Glennon 1-1, Barnes 1-1.

SACKS (UA-A): NCSU — Cato-Bishop 1-0. UM — E. Johnson 1-0, Cain 1-0.

TACKLES (UA-A): NCSU — Noel 10-0, Wolff 7-3, Bishop 6-0, Dowdy 2-4, Johnson 3-1, Lucas 3-1. UM — Paul 8-3, Highsmith 5-3, E. Johnson 6-1, Green 4-3, Fentress 4-1, Rodgers II 4-1.

2012 MIAMI HURRICANES ROSTER

ALPHABETICAL ROSTER

NO	NAME	POS
34	Thurston Armbrister	LB
18	Chad Barnes	WR
54	JaWand Blue	LB
13	Dalton Botts	P
87	Jacoby Briscoe	DL
45	Ramon Buchanan	LB
79	Malcolm Bunche	OL
2	Deon Bush	DB
94	Kelvin Cain	DL
27	Ricky Carroll	P
81	Jonathan Carter	WR
71	Anthony Chickillo	DL
23	Eduardo Clements	RB
82	Asante Cleveland	TE
31	Tyrone Cornileus	LB
88	Zach Costa	K/P
47	Akil Craig	LB
39	Antonio Crawford	DB
25	Dallas Crawford	RB
16	Gray Crow	QB
12	Preston Dewey	QB
32	Danny Dillard	RB
4	Phillip Dorsett	WR
35	Nate Dortch	DB
48	Chris Dunckel	DL
49	Dyron Dye	TE
57	Nantambu Fentress	LB
70	Jon Feliciano	OL
20	Thomas Finnie	DB
74	Ereck Flowers	OL
55	Frank Gabriel	LS/LB
76	Taylor Gadbois	OL
59	James Gaines	LB
18	Matt Goudis	K
51	Shayon Green	DL
92	Jalen Grimble	DL
37	Ladarius Gunter	DB
33	Maurice Hagens	FB
99	Jelani Hamilton	DL
43	Sean Harvey	TE
77	Seantrel Henderson	OL
30	A.J. Highsmith	DB
97	Dwayne Holett	DL
11	Larry Hope	DB
3	Tracy Howard	DB
26	Darris Hughes	RB
1	Allen Hurns	WR
37	Alex Irastorza	WR
63	Danny Isidora	OL
66	Dequan Ivery	DL
5	Mike James	RB
29	Rayshawn Jenkins	DB
24	Davon Johnson	DB
8	Duke Johnson	RB
44	Eddie Johnson	LB
78	Jermaine Johnson	OL
55	Ben Jones	OL
15	D'Mauri Jones	WR
61	Paul Kelly	LS
87	Garrett Kidd	WR
67	Corey King	DL
56	Raphael Kirby	LB
68	Jeremy Lewis	OL
9	Malcolm Lewis	WR
65	Brandon Linder	OL
6	Robert Lockhart Jr.	WR
69	Eduardo Lopez	OL
17	Tyriq McCord	DL
62	Shane McDermott	OL
21	Brandon McGee	DB
60	Sean McNally	LS
24	Joey McNeill	WR
72	Earl Moore	DL
17	Stephen Morris	QB

NUMERICAL ROSTER

NO	NAME	POS	HT	WT	CL.-EXP	HOMETOWN / HIGH SCHOOL (PREVIOUS SCHOOL)
1	Allen Hurns	WR	6-3	195	Jr.-2L	Miami, Fla. / Carol City
2	Deon Bush	DB	6-1	195	Fr.-HS	Miami, Fla. / Columbus
3	Tracy Howard	DB	5-11	185	Fr.-HS	Miramar, Fla. / Miramar
4	Phillip Dorsett	WR	5-9	187	So.-1L	Fort Lauderdale, Fla. / St. Thomas Aquinas
5	Mike James	RB	5-11	222	Sr.-3L	Haines City, Fla. / Ridge Community
6	Robert Lockhart Jr.	WR	6-1	188	Fr.-HS	Delray Beach, Fla. / Fork Union (Va.) Military Academy
7	Vaughn Telemaque	DB	6-2	202	RSr.-3L	Long Beach, Calif. / Long Beach Poly
8	Duke Johnson	RB	5-9	188	Fr.-HS	Miami, Fla. / Miami Norland
9	Malcolm Lewis	WR	6-0	192	Fr.-HS	Miramar, Fla. / Mirama
11	Larry Hope	DB	6-0	183	Fr.-HS	Miami, Fla. / American Heritage
11	Ryan Williams	QB	6-6	223	RSo.-SQ	Pembroke Pines, Fla. / Miramar (Memphis)
12	Preston Dewey	QB	6-2	208	Fr.-HS	Austin, Texas / St. Andrew's Episcopal School
13	Dalton Botts	P	6-3	207	Sr.-1L	Taft, Calif. / Taft Union (Moorpark CC)
15	D'Mauri Jones	WR	6-4	190	Fr.-HS	Leesburg, Fla. / Leesburg
16	Gray Crow	QB	6-3	222	Fr.-HS	Clearwater, Fla. / Countryside
17	Stephen Morris	QB	6-2	214	Jr.-2L	Miami, Fla. / Monsignor Pace
17	Tyriq McCord	DL	6-3	236	Fr.-HS	Tampa, Fla. / Jefferson
18	Chad Barnes	WR	5-8	170	RJr.-SQ	Weston, Fla. / Cypress Bay
18	Matt Goudis	K	6-0	172	RFr.-SQ	West Hills, Calif. / Chaminade
19	David Thompson	QB	6-2	207	Fr.-HS	Miami, Fla. / Westminster Christian
20	Thomas Finnie	DB	5-10	185	So.-1L	Miami, Fla. / Miami Central
21	Brandon McGee	DB	6-0	197	Sr.-3L	Plantation, Fla. / Plantation
22	Kacy Rodgers II	DB	6-2	212	Jr.-2L	Southlake, Texas / Southlake Carroll
23	Eduardo Clements	RB	5-9	192	Jr.-2L	Miami, Fla. / Booker T. Washington
24	Davon Johnson	DB	6-0	184	RSr.-3L	Miami, Fla. / Booker T. Washington
24	Joey McNeill	WR	5-10	172	RSo.-SQ	Newton, Pa./The Pennington School
25	Dallas Crawford	RB	5-10	190	RFr.-SQ	Fort Myers, Fla. / South Fort Myers
26	Darris Hughes	RB	5-10	195	So.-SQ	Clewiston, Fla./Clewiston
27	Ricky Carroll	P	6-3	185	Jr.-TR	Mission Viejo, Calif. / Mission Viejo (Orange Coast College)
28	Andrew Swasey	DB	5-10	198	RSr.-1L	Miami, Fla. / Miami Carol City Senior (Coffeyville JC)
28	Shawn O'Dare	WR	5-10	189	RJr.-SQ	Vero Beach, Fla. / Vero Beach (Jacksonville University)
29	Rayshawn Jenkins	DB	6-1	203	Fr.-HS	St. Petersburg, Fla. / Admiral Farragut Academy
30	A.J. Highsmith	DB	6-0	208	RJr.-2L	Missouri City, Texas / Hightower
31	Tyrone Cornileus	LB	6-2	215	Jr.-2L	Stone Mountain, Ga. / Stephenson
32	Danny Dillard	RB	6-2	225	Fr.-HS	Bradenton, Fla. / Venice
33	Maurice Hagens	FB	5-11	238	Jr.-2L	Riverview, Fla. / Tampa Bay Tech
34	Thurston Armbrister	LB	6-3	222	So.-SQ	Hollywood, Fla. / Hollywood Hills
35	Nate Dortch	DB	5-11	175	Fr.-HS	Fort Myers, Fla. / South Fort Myers
36	Gianni Paul	LB	6-0	230	So.-1L	Lakeland, Fla. / Kathleen
37	Alex Irastorza	WR	6-3	190	RJr.-TR	Miami, Fla. / Christopher Columbus (Marist College)
37	Ladarius Gunter	DB	6-2	196	RSo.-TR	Montgomery, Ala. / Jefferson Davis (Fort Scott CC)
38	Jordan Tolson	DB	6-1	192	RSo.-SQ	Inglewood, Calif. / Harvard-Westlake School
39	Antonio Crawford	DB	5-11	188	Fr.-HS	Tampa, Fla. / H.B. Plant
40	Jake Wieclaw	K	6-2	197	RSr.-1L	New Lenox, Ill. / Lincoln Way Central
43	Sean Harvey	TE	6-4	260	RSo.-SQ	Largo, Fla. / Indian Rock Christian (UCF)
44	Eddie Johnson	LB	6-1	238	RFr.-SQ	Atlanta, Ga. / North Atlanta
45	Ramon Buchanan	LB	6-1	228	RSr.-3L	Melbourne, Fla. / Palm Bay
46	Ricky Perez	K	5-8	182	Fr.-HS	Miami, Fla. / Dr. Krop
46	Clive Walford	TE	6-4	248	RSo.-1L	Belle Glade, Fla. / Glades Central
47	Akil Craig	LB	6-1	226	RJr.-SQ	Tampa, Fla. / Tampa Jesuit
48	Chris Dunckel	DL	6-3	260	RSr.-SQ	Bethesda, Md. / St. John's College
48	Brandon Yosha	RB	6-0	183	Fr.-HS	Carmel, Ind. / Cathedral
49	Dyron Dye	TE	6-5	258	RJr.-2L	Sanford, Fla. / Seminole
51	Shayon Green	DL	6-3	260	RJr.-2L	Tifton, Ga. / Tifton County
52	Denzel Perryman	LB	6-0	230	So.-1L	Coral Gables, Fla. / Coral Gables
54	JaWand Blue	LB	6-0	210	Fr.-HS	Boca Raton, Fla. / West Boca Raton
55	Frank Gabriel	LS/LB	6-3	215	Fr.-HS	Monmouth Beach, N.J. / Red Bank Catholic
55	Ben Jones	OL	6-5	315	RSr.-1L	Miami, Fla. / Miami Northwestern
56	Raphael Kirby	LB	6-0	223	Fr.-HS	Stone Mountain, Ga. / Stephenson
57	Nantambu-Akil Fentress	LB	5-9	205	So.-1L	Nashville, Tenn. / Ensworth
58	Gabriel Terry	LB	6-3	215	Fr.-HS	Wellington, Fla. / Palm Beach Central
59	James Gaines	LB	6-3	232	Jr.-2L	Getzville, N.Y. / Canisius
60	Sean McNally	LS	5-10	208	RJr.-SQ	Bakersfield, Calif. / Garces Memorial (Bakersfield College)
61	Paul Kelly	LS	6-1	262	RSr.-TR	Davie, Fla. / Archbishop McCarthy (John Carroll University)
62	Shane McDermott	OL	6-4	296	RSo.-1L	Lake Worth, Fla. / Palm Beach Central
63	Danny Isidora	OL	6-4	312	Fr.-HS	Weston, Fla. / Cypress Bay HS

2012 MIAMI HURRICANES ROSTER

NUMERICAL ROSTER

NO	NAME	POS	HT	WT	CL.-EXP	HOMETOWN / HIGH SCHOOL (PREVIOUS SCHOOL)
64	Hunter Wells	OL	6-4	300	RFr.-SQ	Canton, Ill. / Canton HS
65	Brandon Linder	OL	6-6	312	Jr.-2L	Southwest Ranches, Fla. / St. Thomas Aquinas
66	Dequan Ivery	DL	6-1	303	Fr.-HS	Lake City, Fla. / Florida Columbia HS
67	Corey King	DL	6-1	292	RFr.-SQ	Boca Raton, Fla. / West Boca Raton HS
68	Jeremy Lewis	OL	6-4	312	RSr.-2L	West Palm Beach, Fla. / Palm Beach Lakes HS
69	Eduardo Lopez	OL	6-0	275	RJr.-SQ	Miami, Fla. / Southwest Miami HS
70	Jon Feliciano	OL	6-5	314	RSo.-1L	Davie, Fla. / Western HS
71	Anthony Chickillo	DL	6-4	265	So.-1L	Tampa, Fla. / Alonso HS
72	Earl Moore	DL	6-1	300	Fr.-HS	Tampa, Fla. / Hillsborough HS
74	Ereck Flowers	OL	6-6	314	Fr.-HS	Miami, Fla. / Miami Norland HS
75	Jared Wheeler	OL	6-5	312	RJr.-1L	Hollywood, Fla. / American Heritage HS
76	Taylor Gadbois	OL	6-8	310	Fr.-HS	Dallas, Ga. / East Paulding HS (Fork Union Military Academy)
77	Seantrel Henderson	OL	6-8	340	Jr.-2L	St. Paul, Minn. / Cretin-Derham Hall HS
78	Jermaine Johnson	OL	6-6	318	RJr.-2L	Fort Lauderdale, Fla. / Hargrave Military Academy
79	Malcolm Bunche	OL	6-7	323	RSo.-1L	Newark, Del. / Newark HS
80	Rashawn Scott	WR	6-2	202	So.-1L	Melbourne, Fla. / Melbourne Central HS
81	Jontavious Carter	WR	6-2	203	Fr.-HS	Cordele, Ga. / Crisp County HS
82	Asante Cleveland	TE	6-5	260	Jr.-2L	Sacramento, Calif. / Christian Brothers HS
83	Kendal Thompkins	WR	5-10	184	RSr.-3L	Miami, Fla. / Miami Northwestern HS
84	Cory White	TE	6-6	278	RJr.-1L	Orange Park, Fla. / Fleming Island HS
85	David Perry	TE	6-7	265	RSo.-SQ	Pembroke Pines, Fla. / University School HS
86	Herb Waters	WR	6-2	185	Fr.-HS	Homestead, Fla. / Homestead HS
87	Garrett Kidd	WR	6-2	186	RFr.-SQ	Midland, Mich. / Herbert HS
87	Jacoby Briscoe	DL	6-5	312	Fr.-HS	Lafayette, La. / Carencro HS
88	Zach Costa	K/P	6-2	209	Fr.-HS	Hillsdale, N.J. / Pascack Valley HS
88	Ronald Regula	LS/TE	6-2	225	RSo.-SQ	Miami, Fla. / Palmetto HS (Mount St. Joseph)
90	Ricardo Williams	DL	6-5	251	RFr.-SQ	Homestead, Fla. / Homestead Senior HS
91	Olsen Pierre	DL	6-4	296	So.-1L	Rahway, N.J. / Fork Union (Va.) Military Academy
92	Jalen Grimble	DL	6-2	292	So.-1L	Las Vegas, Nev. / Bishop Gorman HS
93	Luther Robinson	DL	6-3	290	RJr.-1L	Fort Pierce, Fla. / Westwood HS
94	Kelvin Cain	DL	6-3	245	Jr.-2L	Clovis, Calif. / Buchanan HS
95	Jake O'Donnell	DL	6-6	243	Fr.-HS	Doylestown, Pa. / Central Bucks East HS
96	Curtis Porter	DL	6-1	308	RJr.-2L	Charlotte, N.C. / Victory Christian HS
97	Dwayne Hoilett	DL	6-3	247	Fr.-HS	Vero Beach, Fla. / Vero Beach HS
98	Darius Smith	DL	6-2	313	RSr.-1L	New Britain, Conn. / New Britain HS (Lackawanna)
99	Jelani Hamilton	DL	6-5	271	Fr.-HS	Fort Lauderdale, Fla. / St. Thomas Aquinas

ALPHABETICAL ROSTER

NO	NAME	POS
28	Shawn O'Dare	WR
95	Jake O'Donnell	DL
36	Gianni Paul	LB
46	Ricky Perez	K
85	David Perry	TE
52	Denzel Perryman	LB
91	Olsen Pierre	DL
96	Curtis Porter	DL
88	Ronald Regula	LS/TE
93	Luther Robinson	DL
22	Kacy Rodgers II	DB
80	Rashawn Scott	WR
98	Darius Smith	DL
28	Andrew Swasey	DB
7	Vaughn Telemaque	DB
58	Gabriel Terry	LB
83	Kendal Thompkins	WR
19	David Thompson	QB
38	Jordan Tolson	DB
46	Clive Walford	TE
64	Hunter Wells	OL
86	Herb Waters	WR
75	Jared Wheeler	OL
84	Cory White	TE
40	Jake Wieclaw	K
90	Ricardo Williams	DL
11	Ryan Williams	QB
48	Brandon Yosha	RB

COACHING STAFF

Head Coach: Al Golden (Penn State, 1991), 2nd season
Assistant Head Coach / Defensive Coordinator: Mark D'Onofrio
Offensive Coordinator / Quarterbacks: Jedd Fisch
Senior Defensive Assistant / Defensive Line: Jethro Franklin
Tight Ends / National Recruiting Coordinator: Brennan Carroll
Running Backs / Florida Recruiting Coordinator: Terry Richardson
Offensive Line: Art Kehoe
Passing Game Coordinator/Wide Receivers: George McDonald
Defensive Backs: Paul Williams
Linebackers/Special Teams Coordinator: Micheal Barrow
Graduate Assistant / Offense: DJ Hernandez
Graduate Assistant / Defense: Phillip Eisenstein

SUPPORT STAFF

Director of Football Operations: Don Corzine
Director of Player Development: Ryan McNamee
Senior Football Operations Coordinator: Hurlie Brown
Assistant Director of Football Operations: Matt Doherty
Coordinator of Football Operations: Rob Messinger
Coordinator of Football Operations: Lindsay Bohlen
Administrative Assistant to Head Coach: Myrna Schneider
Head Football Athletic Trainer: Vinny Scavo
Head Strength and Conditioning Coach: Andreu Swasey
Assistant Strength and Conditioning Coach: Cols Colas
Assistant Strength and Conditioning Coach: Victor Ishmael
Equipment Manager: Bobby Revilla