



**2015 MIAMI BASEBALL ALMANAC**  
*Second Edition, University of Miami Communications*



# INTRODUCTION

## TABLE OF CONTENTS

### MEDIA INFORMATION

2015 Schedule	1
Miami Communications & Creative Services	2
Quick Facts	3
University Administration	4
Athletic Administration	5-7

### COACHING STAFF

Head Coach Jim Morris	9-10
Assistant Coach Gino DiMare	11
Assistant Coach J.D. Arteaga	12
Assistant Coach Michael DeLucia & Baseball Staff	13

### 2015 MIAMI HURRICANES

2015 Roster	15
Player Profiles	16-41

### HISTORY

Baseball in South Florida	43
Miami Skippers	44
Ron Fraser: "The Wizard" of College Baseball	45
The Sugarcanes: The Original Batgirls	46
Yearly Records	47
All-Time Results	48-63
Series History	64-65
Series Results	66-88
NCAA Tournament History	89
College Baseball Hall of Fame Inductees	90-91
National Award Winners	92
All-Americans	93-94
Retired Numbers	95
MLB #ProCanes	96
MLB Draft Picks / Signees	97-99
All-Time Lettermen	100-103
Attendance	104
UM Sports Hall of Fame	105

### RECORDS

Single-Season Records (team)	107-108
Single-Game Records (team)	108-109
Freshman Records	109
Single-Game Records (individual)	110-112
All-Time Batting Leaders (individual)	113-116
All-Time Pitching Leaders (individual)	117-120
Season Batting Leaders (individual)	121
Season Pitching Leaders (individual)	122

## 2015 SCHEDULE

DATE	DAY	OPPONENT	TIME (ET)
Feb. 5	Thursday	First Pitch Banquet**	6:00 p.m.
Feb. 7	Saturday	FanFest & Alumni Game**	4:00 p.m.
Feb. 13	Friday	RUTGERS	7:00 p.m.
Feb. 14	Saturday	RUTGERS (G1)	2:00 p.m.
Feb. 14	Saturday	RUTGERS (G2)	7:00 p.m.
Feb. 15	Sunday	RUTGERS	1:00 p.m.
Feb. 18	Wednesday	at FAU	6:30 p.m.
Feb. 20	Friday	at Florida	7:00 p.m.
Feb. 21	Saturday	at Florida	7:30 p.m.
Feb. 22	Sunday	at Florida	1:00 p.m.
Feb. 25	Wednesday	BARRY	6:00 p.m.
Feb. 27	Friday	WRIGHT STATE	7:00 p.m.
Feb. 28	Saturday	WRIGHT STATE	7:00 p.m.
March 1	Sunday	WRIGHT STATE	1:00 p.m.
March 3	Tuesday	at Miami Marlins (exhibition)	1:05 p.m.
March 4	Wednesday	FGCU	6:00 p.m.
March 6	Friday	at Louisville*	3:00 p.m.
March 7	Saturday	at Louisville*	1:00 p.m.
March 8	Sunday	at Louisville*	1:00 p.m.
March 10	Tuesday	at FGCU	6:30 p.m.
March 11	Wednesday	STETSON	6:00 p.m.
March 13	Friday	NC STATE*	7:00 p.m.
March 14	Saturday	NC STATE*	7:00 p.m.
March 15	Sunday	NC STATE*	1:00 p.m.
March 17	Tuesday	ARMY	6:00 p.m.
March 20	Friday	at Wake Forest*	6:00 p.m.
March 21	Saturday	at Wake Forest*	4:00 p.m.
March 22	Sunday	at Wake Forest*	1:00 p.m.
March 25	Wednesday	FGCU	6:00 p.m.
March 27	Friday	at North Carolina*	6:30 p.m.
March 28	Saturday	at North Carolina*	3:00 p.m.
March 29	Sunday	at North Carolina*	1:00 p.m.
April 1	Wednesday	BETHUNE-COOKMAN	6:00 p.m.
April 3	Friday	DUKE*	7:00 p.m.
April 4	Saturday	DUKE*	7:00 p.m.
April 5	Sunday	DUKE*	1:00 p.m.
April 8	Wednesday	FAU	6:00 p.m.
April 10	Friday	VIRGINIA TECH*	7:00 p.m.
April 11	Saturday	VIRGINIA TECH*	7:00 p.m.
April 12	Sunday	VIRGINIA TECH*	1:00 p.m.
April 15	Wednesday	UCF	6:00 p.m.
April 17	Friday	at Virginia*	6:00 p.m.
April 18	Saturday	at Virginia*	4:00 p.m.
April 19	Sunday	at Virginia*	1:00 p.m.
April 22	Wednesday	FAU	6:00 p.m.
April 24	Friday	FLORIDA STATE*	7:00 p.m.
April 25	Saturday	FLORIDA STATE*	7:00 p.m.
April 26	Sunday	FLORIDA STATE*	1:00 p.m.
May 2	Saturday	at Pittsburgh* (G1)	1:00 p.m.
May 2	Saturday	at Pittsburgh* (G2)	7:00 p.m.
May 3	Sunday	at Pittsburgh	1:00 p.m.
May 6	Wednesday	BETHUNE-COOKMAN	6:00 p.m.
May 8	Friday	NEW YORK TECH	7:00 p.m.
May 9	Saturday	NEW YORK TECH	7:00 p.m.
May 10	Sunday	NEW YORK TECH	1:00 p.m.
May 14	Thursday	GEORGIA TECH*	7:00 p.m.
May 15	Friday	GEORGIA TECH*	7:00 p.m.
May 16	Saturday	GEORGIA TECH*	1:00 p.m.
May 20-24		2015 ACC Championship (Durham, N.C)	
May 30 - June 25		2015 NCAA Baseball Championship	

\* indicates Atlantic Coast Conference game

# ATHLETIC COMMUNICATIONS & CREATIVE SERVICES



**JASON LAYTON**  
Senior Associate AD  
Communications & Sales



**TOM SYMONDS**  
Assistant AD  
Communications



**AMY WOODRUFF**  
Associate Director  
Communications



**CAMRON GHORBI**  
Assistant Director  
Communications



**DAVID VILLAVIENCIO**  
Assistant Director  
Communications



**ALEX SCHWARTZ**  
Assistant Director  
Communications



**BRIAN BOWSHER**  
Associate AD  
Marketing & Digital Strategy



**LEO RAMOS**  
Graphic Designer

## MIAMI ATHLETIC COMMUNICATIONS

University of Miami Athletics Department | Hecht Athletic Center  
5821 San Amaro Drive | Coral Gables, FL 33146 | Phone: 305-284-3244  
www.HurricaneSports.com

### Official Social Media Accounts for Miami Hurricanes Athletics

Twitter: @MiamiHurricanes, @LosHurricanes  
Facebook: Facebook.com/MiamiHurricanes  
Instagram: miamihurricanes

## COMMUNICATIONS STAFF

**JASON LAYTON** Senior Associate AD / Communications & Sales **Joined UM:** December 2014  
Alma Mater: Saint Leo, 1999  
Office: 305-284-3231 **Cell:** 786-570-2637 **Email:** jlayton@miami.edu

**TOM SYMONDS** Assistant AD / Communications **Joined UM:** September 2014  
**Responsibilities:** Football<sup>1</sup>, Golf  
Alma Mater: Ohio State, 2005 **@Tom\_Symonds**  
Office: 305-284-3248 **Cell:** 305-240-9142 **Email:** symonds@miami.edu

**AMY WOODRUFF** Associate Director **Joined UM:** September 2011  
**Responsibilities:** Men's Basketball, Men's Tennis  
Alma Mater: Alaska Fairbanks, 2002  
Office: 305-284-3241 **Cell:** 813-410-1194 **Email:** a.woodruff@miami.edu

**CAMRON GHORBI** Assistant Director **Joined UM:** October 2011  
**Responsibilities:** Football<sup>2</sup>, Baseball, Women's Soccer, Swimming & Diving  
Alma Mater: Miami, 2011 **@CamronGhorbi**  
Office: 305-284-3230 **Cell:** 786-877-7329 **Email:** c.ghorbi@miami.edu

**DAVID VILLAVIENCIO** Assistant Director **Joined UM:** June 2013  
**Responsibilities:** Football, Volleyball, Track & Field, Rowing  
Alma Mater: Miami, 2009 **@DVillavicencio6**  
Office: 305-284-3244 **Cell:** 305-726-6739 **Email:** davidv@miami.edu

**ALEX SCHWARTZ** Assistant Director **Joined UM:** February 2013  
**Responsibilities:** Football, Women's Basketball, Women's Tennis  
Alma Mater: Miami, 2013 **@AlexJSchwartz**  
Office: 305-284-3249 **Cell:** 609-802-3674 **Email:** alexschwartz@miami.edu

**BRIAN BOWSHER** Associated AD / Marketing & Digital Strategy **Joined UM:** August 2012  
Alma Mater: Xavier, 2007 **@BrianBowsher**  
Office: 305-284-3245 **Cell:** 786-447-9494 **Email:** b.bowsher@miami.edu

**LEO RAMOS** Graphic Designer **Joined UM:** May 2013  
Alma Mater: Miami, 2012 **@LeoRamos82**  
Office: 305-284-3238 **Email:** lramos2@med.miami.edu



# QUICK FACTS

## UNIVERSITY INFORMATION

Location	Coral Gables, Fla.
Enrollment	15,629
Founded	1925
Nickname	Hurricanes
Colors	Orange (PMS 1665), Green (PMS 3435) and White
President	Donna E. Shalala
Athletics Director	Blake James
Conference / Division	Atlantic Coast Conference / Coastal
Stadium / Capacity	Alex Rodriguez Park at Mark Light Field / 4,999
Ticket Office Phone	1-800-GO-CANES (462-2637)

## BASEBALL COACHING / SUPPORT STAFF

<b>Head Coach</b>	Jim Morris
Record at Miami / Seasons	931-364-3 (.717) / 21
Career Division I Record / Seasons	1,435-631-4 (.694) / 33
Career Coaching Record / Seasons	1,566-671-4 (.698) / 37
<b>Assistant Coach / Recruiting Coordinator / Hitting</b>	Gino DiMare (Miami, 1998)
<b>Assistant Coach / Pitching</b>	J.D. Arteaga (Miami, 2002)
<b>Assistant Coach / Catchers</b>	Michael DeLucia (Campbell, 2013)
<b>Strength &amp; Conditioning Coach</b>	Brian Gabriel (Incarnate Word, 1996)
<b>Athletic Trainer</b>	Kenny Johnson (FIU, 2009)
<b>Director of Baseball Operations / Camps</b>	Robert "G.M." McDaniel (FIU, 2003)

## ATHLETICS ADMINISTRATION

<b>Director of Athletics</b>	Blake James
<b>Deputy AD / Business Operations</b>	Tony Hernandez
<b>Deputy AD / SWA</b>	Jennifer Strawley
<b>Senior Associate AD / Facilities &amp; Event Operations</b>	Tim Wise
<b>Senior Associate AD / Communications &amp; Sales</b>	Jason Layton
<b>Associate AD / Compliance</b>	Craig Anderson
<b>Associate AD / Business Operations</b>	Josh Boone
<b>Associate AD / Marketing &amp; Digital Strategy</b>	Brian Bowsher
<b>Associate AD / Development</b>	Jesse Marks
<b>Associate AD / Ticket Sales &amp; Operations</b>	Brent Crank
<b>Associate AD / Academic Services</b>	David Wyman
<b>Associate AD / Premium Seating &amp; Corporate Development</b>	Ben Creed
<b>Assistant AD / Major Gifts</b>	Chris Cohen
<b>Assistant AD / Ticket Operations</b>	Tim Cavanaugh
<b>Assistant AD / Communications</b>	Tom Symonds
<b>Assistant AD / Events &amp; Operations</b>	Michael Turner
<b>Assistant AD / Compliance - Eligibility</b>	Dan Raben

## PROGRAM HISTORY

<b>First Year of Baseball</b>	1940
<b>All-Time Program Record</b>	2,405-973-18 (.708)
<b>College World Series Appearances / Last</b>	23 / 2008
<b>College World Series Record</b>	47-38 (.553)
<b>NCAA Regional Appearances/ Last</b>	43 / 2014
<b>NCAA Regional Record</b>	119-43 (.734)
<b>Last Postseason Opponent</b>	Texas Tech / 2014 Coral Gables Regional

## 2014 RESULTS (44-19, 24-6 ACC)

DATE	OPPONENT	SCORE	RECORD	ACC
Feb. 14	MAINE	6-3 (W)	1-0	--
Feb. 15	MAINE	1-3 (L)	1-1	--
Feb. 16	MAINE	11-2 (W)	2-1	--
Feb. 19	FAU	2-5 (L)	2-2	--
Feb. 21	FLORIDA	6-4 (W)	3-2	--
Feb. 22	FLORIDA	5-2 (W)	4-2	--
Feb. 23	FLORIDA	4-6 (L)	4-3	--
Feb. 28	at Florida State	3-1 (W)	5-3	--
March 1	at Florida State	2-10 (L)	5-4	--
March 2	at Florida State	6-13 (L)	5-5	--
March 4	VILLANOVA	17-0 (W)	6-5	--
March 5	VILLANOVA	7-2 (W)	7-5	--
March 7	BOSTON COLLEGE*	7-2 (W)	8-5	1-0
March 8	BOSTON COLLEGE*	6-2 (W)	9-5	2-0
March 9	BOSTON COLLEGE*	4-3 (W)	10-5	3-0
March 11	BETHUNE-COOKMAN	3-7 (L)	10-6	--
March 12	at Stetson	3-7 (L)	10-7	--
March 14	at Georgia Tech*	10-8 (W)	11-7	4-0
March 15	at Georgia Tech* (G1)	7-13 (L)	11-8	4-1
March 15	at Georgia Tech* (G2)	2-3 (L) (10)	11-9	4-2
March 18	UCF	2-9 (L)	11-10	--
March 19	at FGCU	5-2 (W) (10)	12-10	--
March 22	VIRGINIA*	7-1 (W)	13-10	5-2
March 23	VIRGINIA*	3-8 (L) (11)	13-11	5-3
March 24	VIRGINIA	3-5 (L)	13-12	5-4
March 26	FGCU	4-0 (W)	14-12	--
March 28	at NC STATE*	2-1 (W)	15-12	6-4
March 29	at NC STATE*	2-1 (W)	16-12	7-4
March 30	at NC STATE*	12-5 (W)	17-12	8-4
April 2	BETHUNE-COOKMAN	10-1 (W)	18-12	--
April 4	at Virginia Tech*	8-7 (W)	19-12	9-4
April 5	at Virginia Tech*	4-3 (W)	20-12	10-4
April 6	at Virginia Tech*	9-2 (W)	21-12	11-4
April 9	at UCF	6-5 (W)	22-12	--
April 11	PITTSBURGH*	12-2 (W)	23-12	12-4
April 12	PITTSBURGH*	1-0 (W) (10)	24-12	13-4
April 13	PITTSBURGH*	7-2 (W)	25-12	14-4
April 16	FAU	2-1 (W)	26-12	--
April 19	NOTRE DAME*	3-2 (W)	27-12	15-4
April 20	NOTRE DAME*	4-7 (L)	27-13	15-5
April 21	NOTRE DAME*	6-3 (W)	28-13	16-5
April 23	at FAU	10-9 (W)	29-13	--
April 25	at Clemson*	5-2 (W)	30-13	17-5
April 26	at Clemson*	3-2 (W) (12)	31-13	18-5
April 27	at Clemson*	10-2 (W)	32-13	19-5
May 2	ALABAMA STATE	11-1 (W)	33-13	--
May 3	ALABAMA STATE	5-6 (L)	33-14	--
May 4	ALABAMA STATE	6-3 (W)	34-14	--
May 7	FGCU	7-3 (W)	35-14	--
May 9	at Duke*	6-1 (W)	36-14	20-5
May 10	at Duke*	9-1 (W)	37-14	21-5
May 11	at Duke*	4-3 (W)	38-14	22-5
May 16	NORTH CAROLINA (G1)	6-5 (W) (16)	39-14	23-5
May 16	NORTH CAROLINA (G2)	2-11 (L)	39-15	23-6
May 17	NORTH CAROLINA	2-0 (W)	40-15	24-6
May 21	vs. Georgia Tech	3-6 (L)	40-16	--
May 22	vs. Clemson	2-3 (L)	40-17	--
May 24	vs. Duke	6-4 (W) (12)	41-17	--
May 30	BETHUNE-COOKMAN	1-0 (W)	42-17	--
May 31	TEXAS TECH	0-3 (L)	43-18	--
June 1	BETHUNE-COOKMAN	10-0 (W)	43-18	--
June 1	TEXAS TECH	2-1 (W) (10)	44-18	--
June 2	TEXAS TECH	0-4 (L)	44-19	--



## UNIVERSITY ADMINISTRATION



### DONNA E. SHALALA

**University President  
Western College for Women, 1962**

Donna E. Shalala became Professor of Political Science and President of the University of Miami on June 1, 2001. President Shalala has more than 30 years of experience as an accomplished scholar, teacher, and administrator.

Born in Cleveland, Ohio, President Shalala received her A.B. degree in history from Western College for Women. One of the country's first Peace Corps Volunteers, she served in Iran from 1962 to 1964. She earned her Ph.D. degree from The Maxwell School of Citizenship and Public Affairs at Syracuse University. She has held tenured professorships at Columbia University, the City University of New York (CUNY), and the University of Wisconsin - Madison. She served as President of Hunter College of the City University of New York from 1980 to 1987 and as Chancellor of the University of Wisconsin-Madison from 1987 to 1993.

She serves as a distinguished senior fellow in the Economic Studies Program and the Engelberg Center for Health Care Reform at the Brookings Institution.

During her tenure, UM has solidified its position among top U.S. research universities. Momentum: The Campaign for the University of Miami, one of the first billion-dollar capital campaigns completed in the United States, raised \$1.4 billion in private support for the university's endowment, academic and research programs and facilities.

In 1993 President Clinton appointed her U.S. Secretary of Health and Human Services (HHS) where she served for eight years, becoming the longest serving HHS Secretary in U.S. history. At the beginning of her tenure, HHS had a budget of nearly \$600 billion, which included a wide variety of programs including Social Security, Medicare, Medicaid, Child Care and Head Start, Welfare, the Public Health Service, the National Institutes of Health (NIH), the Centers for Disease Control and Prevention (CDC), and the Food and Drug Administration (FDA). At the end of her tenure as HHS Secretary, The Washington Post described her as "one of the most successful government managers of modern times."

She served in the Carter administration from 1977-80 as Assistant Secretary for Policy Development and Research at the U.S. Department of Housing and Urban Development.

In 2007, President George W. Bush handpicked Shalala to co-chair with Senator Bob Dole the Commission on Care for Returning Wounded Warriors, to evaluate how wounded service members transition from active duty to civilian society. In 2009 she was appointed chair of the Committee on the Future of Nursing at the Institute of Medicine of the National Academy of Sciences.

President Shalala has more than four dozen honorary degrees and a host of other honors, including the 1992 National Public Service Award, the 1994 Glamour magazine Woman of the Year Award; in 1992, Business Week named her one of the top five managers in higher education; in 2005, she was named one of "America's Best Leaders" by U.S. News & World Report; in 2008, President Bush presented her with the Presidential Medal of Freedom, the nation's highest civilian award; and in 2010 she

received the Nelson Mandela Award for Health and Human Rights, which recognizes individuals for outstanding dedication to improving the health and life chances of disadvantaged populations in South Africa and internationally. In 2011, she was inducted into the National Women's Hall of Fame in Seneca Falls, New York.

She has been elected to the Council on Foreign Relations; National Academy of Education; the National Academy of Public Administration; the American Academy of Arts and Sciences; the American Philosophical Society; the National Academy of Social Insurance; the American Academy of Political and Social Science; and the Institute of Medicine of the National Academy of Sciences.



### BLAKE JAMES

**Director of Athletics  
Minnesota State-Mankato, 1992**

Blake James was named the University of Miami's Director of Athletics on Feb. 8, 2013.

Prior to serving as Interim AD role for just over four months (beginning in October 2012), James served as Miami's Senior Associate AD for Development and Ticket Operations. James oversaw the day-to-day operations of development, ticket sales and ticket operations. He was also a member of the Hurricanes' senior staff and provided sport supervision.

Since becoming Athletic Director, Hurricanes' athletics facilities have undergone much-needed upgrades. He oversaw the opening of the Schwartz Center for Athletic Excellence, which houses the DiMare Gallery of Champions, full-service academic area, offices, computer lab and the Dwayne "The Rock" Johnson Football Locker Room. Other upgrades include: a new FieldTurf practice field for football via the Football Victory Fund, a new \$1 million state-of-the-art center-hung scoreboard at BankUnited Center, and a new playing surface at Cobb Stadium for both the soccer and track programs.

Under James' watch, Hurricanes student-athletes have also excelled in the classroom. In the 2014 NCAA APR report, every Miami program registered an APR score of at least 960, with nine teams scoring 990 or better out of a possible 1,000 points. Additionally, Miami's 2013 Graduation Success Rate (GSR) was 92 percent, which ranked 10th overall among FBS programs, and Miami has exceeded the NCAA average GSR in each of the last nine years.

Away from the Coral Gables campus, UM student-athletes have steadily increased their role in the surrounding South Florida community. Every year, Hurricanes student-athletes register thousands of hours of community service, including trips to elementary schools, donor drives, hospital visits, and other various community outreach programs. In June 2014, James and Miami's external staff created the #RENEWED Bus, giving Miami staff and student-athletes a chance to personally thank football season-ticket holders.

James came to UM after spending seven years the University of Maine, where he first served as Senior Associate Athletic Director before serving as Director of Athletics from July 2005 to September 2010. Black Bears Athletics experienced tremendous success under his watch, including three trips to the Frozen Four

## ATHLETICS ADMINISTRATION

for the men's ice hockey program and NCAA playoff berths for football, baseball (two), women's basketball and softball.

James is no stranger to South Florida, beginning his athletic career with the University of Miami, working in ticket sales, corporate sales and athletic development. In April 1995, he was hired as Miami's Director of Ticket Sales, serving in that capacity until October 1997, when he was named an athletic development officer at the University of Nebraska. He returned to Miami in 1998 as the Director of Major Gifts and Corporate Sales. He was promoted to the Director of Athletic Development at Miami in March 2000 before moving on to Providence in 2002.

He graduated from Minnesota State University - Mankato with a bachelor's degree in marketing in 1992 and later received his master's degree from St. Thomas University in 1994.

He and his wife, Kelly, have two children: daughter, Haley, and son, Ryan.



### DR. MARVIN DAWKINS

**Faculty Athletics Representative**  
**Edward Waters College, 1970**

Dr. Marvin Dawkins, a distinguished professor in the Department of Sociology at the University of Miami, is in his second year as the Faculty Athletics Representative. He was named to the post in April 2012, replacing Clyde McCoy after his 17 years of service in that role.

In his FAR post, Dawkins is responsible for ensuring the academic integrity of students participating in University athletic programs and helping to oversee institutional control of the Department of Athletics. The Faculty Athletics Representative serves as a liaison between the University and the athletic department. This individual is the University's voting delegate to the ACC and represents UM with the NCAA and ACC.

Dawkins received his doctorate from Florida State and completed his postdoctoral research fellowships at Howard University and The Johns Hopkins University. He previously served on the faculties of the University of Maryland, Old Dominion University and the University of Wisconsin-Parkside.

His research focuses on issues of race and social equity in such areas as education, career aspirations and mobility, substance abuse prevention, and sports. He has published widely in these areas, including his most recent article titled "Race and Pathways to Power in the National Football League" (with Jomills H. Braddock and Erica Smith), which appears in *American Behavioral Scientist* (2012). His research on golf includes book chapters, scholarly articles, and the book *African American Golfers During the Jim Crow Era* (Praeger 2000), coauthored with Graham C. Kinloch. Dawkins was recently appointed to the United States Golf Association Museum Committee and is currently completing a study on the media treatment of black golfers from the Jim Crow era to the present.



### TONY HERNANDEZ

**Deputy AD / Business Operations**  
**Miami, 1997**

Tony Hernandez is currently the Deputy Athletic Director for Business Operations. In this role, he oversees business operations, baseball, track and field, the equipment room, video services, Miami's Nike relationship, and legal/contractual matters.

Hernandez joined the University of Miami Athletic Department in February 1998 as a graduate assistant in Academic Services. He was hired full-time in 1999 as a Compliance Coordinator, subsequently being promoted to Director of Compliance in 2002, Assistant AD for Compliance in 2004, Associate AD for Compliance in 2005 and Senior Associate AD in 2007. In 2005, he also served as the Interim Associate AD for Development and has served as the Interim Associate AD for External Affairs on two separate occasions.

During his term as Interim Associate AD for Development, the Hurricane Club exceeded its annual giving budgetary goal by nearly 10 percent. Most recently, Hernandez was the Deputy AD and the Chief Operating Officer.

By request of President Donna Shalala, Hernandez served as Miami's Acting Athletic Director for almost two months, following Kirby Hocutt's departure to take the position of Director of Athletics at Texas Tech on Feb. 25, 2011.

In addition to his work at UM, Hernandez is also involved in various organizations. He is a past President of the National Association of Athletic Compliance (NAAC) and works with the NCAA Amateurism Cabinet, Division 1-A Athletic Directors' Compliance Task Force and the ACC Finance Committee. He has previously served on the NCAA Academics/Eligibility/Compliance Cabinet, ACC Constitution and Bylaws Committee, and as Chair of the NCAA Initial-Eligibility Waivers Subcommittee.

He is also an adjunct professor for Sports Law in the School of Education. Hernandez earned both a law degree and a bachelor's of business administration in finance from the University of Miami. He is a member of Iron Arrow, the highest honor attainable at UM, and served a term as president.

He is married to the former Melissa Schumacher and they have a son, Anthony Jr.



### JENNIFER STRAWLEY

**Deputy AD / SWA / Student Excellence**  
**Pennsylvania, 1998**

Jennifer Strawley is the University of Miami's Deputy AD and Senior Woman Administrator, having joined the University of Miami Athletics as the Senior Associate Athletic Director for Administration & Student Excellence/Senior Woman Administrator on June 18, 2012.

Prior to UM, Strawley concluded her second tour with the NCAA as the Director of Academic and Membership Affairs.

## ATHLETICS ADMINISTRATION

In this role, Strawley was instrumental in providing leadership in the areas of academic governance and development of academic policy. She was the staff liaison to the NCAA Division I Committee on Academic Performance and the NCAA Division I Academic Cabinet.

Strawley also managed national office partnerships and outreach to various academic and faculty associations. She served on the steering committee to review the Academic and Membership Affairs department's business practices examining the department's operations, efficiencies and structure and is involved in a variety of other departmental internal operations, including coordinating the internal operations for the department's senior management team.

Strawley has oversight of the following areas at The U: Academic Service; Compliance Office; Governance Liaison to NCAA and ACC; Life Skills/Career Services; Senior Staff Gender, Equity & Student-Athlete Welfare Committee; Chair Coaches Meeting Coordinator; Sport Oversight (women's basketball, golf, women's swimming and women's & men's diving); Student-Athlete Discipline; Student Affairs and Housing Liaison; and Student-Athlete Advisory Committee (SAAC) Liaison.

Strawley rejoined the NCAA after serving as the Associate Athletics Director for Intercollegiate Sport Programs and senior woman administrator at Columbia University from 2007-10. While at Columbia, she oversaw numerous varsity sport programs including football and was the athletics program liaison for gender equity and diversity issues. Jennifer served as liaison to the Faculty Athletics Committee, Equity Subcommittee, the Football Advisory Committee and the Varsity C Alumni Group. She also served as a liaison to offices of admissions and financial aid. Jennifer was a member of the steering committee during the NCAA athletics certification process and a member of the department's Executive Management Team.

Prior to her tenure at Columbia, Jennifer was the Director of Membership Services and Student-Athlete Reinstatement at the NCAA. In this role, she provided oversight of the student-athlete reinstatement process and was instrumental in the implementation of the student first philosophy. During this time Jennifer served as a liaison to numerous NCAA committees and task forces, including the NCAA Divisions I, II and III Student-Athlete Reinstatement Committees, the NCAA Olympic Sports Liaison Committee, the United States Olympic Committee/NCAA Task Force and the working group appointed to review trends in initial eligibility.

Jennifer first joined the NCAA in 1998 as an enforcement services intern. She is a 1998 graduate of the University of Pennsylvania where she earned her bachelor's degree in history. During her time at Pennsylvania, she was a two-year captain for the Quakers' softball team.



## TIM WISE

**Senior Associate AD / Facilities & Event Operations | South Carolina, 1996**

Tim Wise is in his third year as the Senior Associate Athletic Director for Facilities and Event Operations at the University of Miami.

Wise, who has over 16 years of experience in college athletics as an event manager, facilities director and administrator, was hired by the University of Wisconsin Athletic Department as assistant athletic director for events and facilities in August, 2008. In January 2012, he was named Interim Associate Athletic Director and elevated to the Senior Management Team with oversight of the University Ridge Golf Course and \$125 million in capital projects.

Wise also had supervisory oversight of the UW Athletics event management, facilities, food and beverage and guest services units and oversaw an annual budget of approximately \$15 million. He also served in a lead role in administrative coordination of UW Athletics concerts, summer camps and event parking.

Wise has oversight of the following areas: Facilities and Maintenance Services; Capital Projects/Construction; Facilities Master Planning; Event Management and Guest Services; Camps/Clinics; Risk Management; Information Technology; BankUnited Center/Global Spectrum Liaison; Sun Life Stadium Liaison; Marching Band Liaison; and Sport Oversight (soccer).

Wise served as the director of facility maintenance at the University of Connecticut from August 2005 to August 2008. He oversaw daily operations of athletic facilities, projects and event operations as the assistant athletics director for facilities and operations at Eastern Michigan University from November 2003 to June 2005.

Wise was hired as the athletics event manager at the University of Denver in August 2000 and promoted to the Director of Athletics Events in August 2001 and served in that role until October 2003. Prior to his time at Denver, Wise was the event services manager at The Ohio State University's Schottenstein Center.

Wise was an event operations manager intern at Michigan State University from August 1998 to May 1999. His first position upon graduation from college was as a conference coordinator at the University of South Carolina from December 1996 to January 1998.

Wise has extensive experience working at NCAA and conference championship events. At Wisconsin he served on the departments Diversity Integration Group and was the representative to the City of Madison and UW Campus Joint Southeast Campus Area Committee. In the past, he served on Connecticut's Environmental Compliance Team as well as the schools Environmental Policy Advisory Council. He also served on the NCAA Woman of the Year Selection Committee and the NCAA Minority Opportunities and Interests Committee, three years as the Vice Chair. Wise earned the University of Denver Center for Multicultural Excellence Outstanding Staff Award in 2002-03.

Wise is a member of Alpha Phi Alpha, Fraternity, Inc. and served as the President of the local Mu Eta Lambda alumni



## ATHLETICS ADMINISTRATION


chapter. He is a member of the Collegiate Event and Facility Management Association and was named to the Board of Directors in September 2011 and the 3rd Vice President in June 2012. Wise also has membership in the Minority Opportunities Athletic Association, the Black Coaches and Administrators and the National Association of Collegiate Directors of Athletics. He has participated in the NCAA Leadership Institute Continuing Education Series, the NCAA Leadership Institute for Ethnic Minority Males, the NACDA Mentoring Institute and NCAA Diversity Education Training. Most recently, Wise completed and graduated from the highly prestigious collegiate athletics executive leadership training program at the Sports Management Institute.

Wise, who is single, is a 1996 graduate of the University of South Carolina with a bachelor's degree in business administration and earned a masters' degree in human performance and sport studies from the University of Tennessee in 1998.

Prior to his arrival at Colorado State, Layton spent 13 years with the Tampa Bay Buccaneers. In his 13 years with the club, he handled a variety of responsibilities from ticketing and luxury suite operations to advertising and business management.

Layton began his career with the Buccaneers as a customer service representative in 1999 before elevating to the role of Senior Director of Business Administration in 2011.

A native of Florida, Layton received his bachelor's and master's degrees from Saint Leo University in Saint Leo, Fla.



### JASON LAYTON

**Senior Associate AD / Communications & Sales |  
Saint Leo, 1999**

Jason Layton joined the University of Miami in December 2014 as the department's Senior Associate Athletics Director for Communications and Sales.

In this new position, Layton will be responsible for managing the department's ticket sales, marketing, communication, website and social/digital media areas.

"We could not be more excited to have Jason Layton join our senior leadership team," James said. "Jason brings a tremendous amount of experience to our department in both collegiate and professional athletics. With his leadership, drive and passion, I'm confident that he can take our department to even greater heights."

Layton's focus will center on generating revenue through ticket sales, marketing, corporate sponsorships, promotions, and licensing and multi-media rights.

"I am thrilled to be joining the University of Miami and the Miami community," Layton said. "I am very appreciative of Blake James allowing me to be part of such an outstanding team. Joining a program with such a long tradition of excellence is an amazing opportunity. I look forward to contributing to the Hurricanes' continued success."

Layton, a Florida native, arrives in Miami after spending the previous two years at Colorado State University where he served as the department's Senior Associate Athletics Director for Sales and Marketing.

During his time in Fort Collins, Colorado, Layton's ticket sales plans drove double digit increases in football, volleyball, men's basketball and women's basketball revenue and tickets sold.

In addition, Layton managed the implementation of the new Mountain West Digital network for CSU online streams, which achieved more than 70,000 views during its first year.

His oversight of CSURams.com saw a complete redesign. Under Layton's redesign, CSURams.com included a fan loyalty rewards program that rewarded fans for social activity, ticketing attendance and sponsorship engagement.



## **COACHES & STAFF**

---

Head Coach Jim Morris.....	9-10
Assistant Coach/Rec. Coordinator Gino DiMare.....	11
Assistant Coach J.D. Arteaga .....	12
Assistant Coach Michael DeLucia.....	13
Baseball Staff.....	13





# HEAD COACH JIM MORRIS

# #3

Elon, 1973 | 22nd season

Lexington, N.C. | Head Coach: DeKalb C.C., 1976-79 | Georgia Tech, 1982-1993 | MIAMI, 1994-present

COACHES

## THE JIM MORRIS FILE

### Head Coach

1994-pres. Miami  
1982-1993 Georgia Tech  
1976-79 DeKalb Community College

### Assistant Coach

1980-81 Florida State  
1975 Appalachian State

### Playing Experience

1973-74 Boston Red Sox organization

## EDUCATION

Appalachian State, 1975, M.S.

Elon College, 1973, B.A., Economics

Ben L. Smith High School, 1969

## ACC CHAMPIONSHIPS

Georgia Tech - 4  
(1985, 1986, 1987, 1988)  
Miami - 1 (2008)

## NCAA TOURNAMENT APPEARANCES

Georgia Tech - 9  
(1985, 1986, 1987, 1988, 1989, 1990, 1991, 1992, 1993)

Miami - 21  
(1994, 1995, 1996, 1997, 1998, 1999, 2000, 2001, 2002, 2003, 2004, 2005, 2006, 2007, 2008, 2009, 2010, 2011, 2012, 2013, 2014)

## COLLEGE WORLD SERIES APPEARANCES

1994 - Miami  
1995 - Miami  
1996 - Miami  
1997 - Miami  
1998 - Miami  
1999 - Miami (National Champions)  
2001 - Miami (National Champions)  
2003 - Miami  
2004 - Miami  
2006 - Miami  
2008 - Miami

## MISCELLANEOUS

ACC Coach of the Year, 2008  
ABCA National Coach of the Year, 1999, 2001  
Collegiate Baseball Coach of the Year, 1999, 2001  
Baseball America Coach of the Year, 1994

## PERSONAL

Born: Feb. 20, 1950 Hometown: Lexington, N.C.  
Wife: Nhan Son: James W. Morris IV (Will)

It doesn't matter if his roster is full of rookies or veterans, University of Miami head coach Jim Morris continues to produce some of college baseball's most consistent and dominant teams entering his 22nd season in Coral Gables. With a talented staff around him, Morris' Hurricanes are continually the class of collegiate baseball, having won national titles in 1999 and 2001.

In his 21-season tenure at Miami, few programs have qualified for the College World Series as much as Morris and his Hurricanes. Miami, which has qualified for the NCAA Tournament a college baseball-record 42 consecutive years, has made it to Omaha in 11 of Morris' 21 seasons in Coral Gables.

Morris set an NCAA record for guiding a program to the CWS in each of his first six years at UM. In addition, Morris has won a 15 of 21 NCAA Regional appearances at UM, including a record 13-straight to start his tenure in Coral Gables. His teams have qualified for NCAA Regionals for the last 30 years - 21 at Miami and nine at Georgia Tech.

A three-time National Coach of the Year and 2008 Atlantic Coast Conference Coach of the Year, Morris has directed the Hurricanes to a 931-364-3 (.717) mark since arriving in 1994. Including his 12 seasons at Georgia Tech (1982-93), Morris has forged a 1,435-631-4 (.694) Division I record in 33 years as a head coach. Overall, Morris has been the head coach at the collegiate level for 37 seasons, spending the first four at DeKalb (Ga.) C.C. from 1976-79, and has recorded a 1,566-671-4 (.698) mark.

In addition to carrying on Miami's great baseball reputation in the last 21 years, Morris personally led the charge in the construction of Alex Rodriguez Park, and logged hundreds of hours raising funds for the stadium's renovation.

Morris reached two coaching milestones in the first half of the 2014 season. He became just the eighth Division I coach to reach 1,400 wins in a 5-2 win over Boston College on March 8, and won his 900th game at Miami in a 7-1 upset of No. 3 Virginia on March 22. The Hurricanes, who have never missed the Atlantic Coast Conference Championship since joining the ACC in 2004, qualified for their 10th straight conference tournament under Morris and earned one of 16 NCAA Regional host spots for their 42nd consecutive postseason trip. Miami won its second ACC Regular Season Championship in 2014.

With a 44-win campaign in 2014, Morris moved into fourth place among active Division I coaches in career victories. Athletics Director Blake James announced a three-year contract extension running through the 2018 season at the conclusion of the 2014 season.

On March 15, 2013, Morris won his 1,500th game as a head coach in signature fashion - upsetting No. 1 North Carolina on the road at Boshamer Stadium in Chapel Hill, N.C. The Hurricanes earned a No. 2 seed in the Louisville Regional - Miami's 41st consecutive postseason trip.

In 2010, not only did he lead UM to its 37th straight postseason appearance, but Morris reached a pair of impressive coaching milestones. In UM's season-opening 6-1 victory over Rutgers on Feb. 20, Morris recorded his 1,200th win as a Division I head coach. With that victory, he became just the 18th coach - and the second at UM along with legendary coach Ron Fraser - in the history of D-I baseball to reach the 1,200-win mark. Just over a week after that landmark victory, he added another notable win to his resume when he picked up his 700th win at Miami with a 2-1 triumph at No. 12 Florida on Feb. 28. Morris closed out the 2009 season ranked fifth among active Division I coaches in career wins (1,237).

Following the 2009 campaign, then-University of Miami Director of Athletics Kirby Hocutt announced that Morris signed a contract extension through 2015.

Morris has reached a number of other coaching milestones in his time in Coral Gables. His 1,000th Division-I game on April 4, 2004, at his old stomping grounds at Georgia Tech. He also achieved another milestone during the 2004 season, winning his 500th game at the helm of the Miami program. Morris' 500th win came just a few weeks following his 1,000th overall win as a Division-I head coach by beating Florida State 7-3 on April 17. His 600th win at Miami fittingly came in UM's 2006 Regional Opener against San Francisco on June 2, an 11-2 win that began the greatest run to the postseason in Miami's history. He is the second Hurricanes' head coach to win 500 games at Miami, joining Fraser, who won 1,271 games from 1963-1992 in Coral Gables.

The 2008 season saw the Hurricanes reach their 11th CWS and reach the 50-win plateau for the seventh time under Morris. The team finished with an overall record of 53-11 (.828), the highest winning percentage for a Miami team in 16 seasons. The Hurricanes, after going 43-8 overall and 23-5 in ACC play during the regular season, went on to win their first ACC title at the 2008 ACC Championship in Jacksonville. Miami would go on to host and win both the Coral Gables Regional (vs. Bethune-Cookman, Mississippi and Missouri) and the Coral Gables Super Regional (vs. Arizona) on its path to Omaha. Morris earned ACC Coach of the Year honors for his leadership in 2008 while eight Hurricanes were named to the All-ACC team, including left-hander Chris Hernandez, who was named ACC Freshman of the Year.

For the first time in school history, three Hurricanes were selected in the first round of the Major League Baseball Draft in 2008. Junior first baseman Yonder Alonso (7th overall to the Cincinnati Reds), junior second baseman Jemile Weeks (12th overall to the Oakland Athletics) and junior right-handed pitcher Carlos Gutierrez (27th overall to the Minnesota Twins) were the first three of eight total Canes taken in the 2008 draft.

The Hurricanes advanced to the NCAA record 35th consecutive NCAA Regional in 2007 with a berth in the NCAA Columbia (Mo.) Regional. It was Morris' 14th straight regional appearance at Miami. His Hurricanes finished 37-24 and 17-13 in a tough Atlantic Coast Conference, which was good enough for third in the ACC's Coastal Division. Two players - freshman lefty Eric Erickson and sophomore Yonder Alonso - earned first team and second team All-ACC honors respectively. Four UM players were drafted in the 2007 Major League Baseball Amateur draft, while a fifth signed as a free agent.

Affectionately known as "3" by those surrounding the UM program, Morris led the 2006 Hurricanes to their 34th-straight NCAA Tournament, 13th straight NCAA Regional title and their eighth-consecutive NCAA Super Regional appearance, all extensions of NCAA records already held by Miami. Morris' 2006 squad is the only one in the history of UM baseball to make to the College World Series by playing its entire postseason on the road. Eight student-athletes from Morris' 2006 squad signed pro contracts following the season, including MLB Draft compensatory first-round selection Chris Perez (42nd overall, St. Louis Cardinals). The 'Canes finished fifth in the Atlantic Coast

Conference, arguably the best conference in college baseball after placing four teams in the 2006 College World Series.

The Hurricanes claimed the 2001 National Championship with a 12-1 victory over Stanford in the College World Series finale at Rosenblatt Stadium. The 11-run margin of victory over the Cardinal tied a 45-year-old CWS record for a championship game, while the Hurricanes' 12.3 runs per game set a new CWS mark. Miami had also defeated Tennessee twice, 21-13 and 12-6, and Southern California, 4-3, to advance to the title game.

Miami finished the 2001 season riding a NCAA-high 17-game win streak, including a nine-game sweep during the postseason. The Hurricanes claimed the Coral Gables Regional championship with wins over Bucknell, Florida and Stetson, followed by a two-game sweep of Clemson in the Coral Gables Super Regional. The Hurricanes' 53-12 overall record in 2001 marked the most in wins (53) and winning percentage (.815) under Morris. Miami also led the nation in stolen bases (228) and relief pitcher appearances (223). Morris also saw school record 11 players were drafted and two more signed to free agent contracts off his 2001 squad.

Collegiate Baseball and the American Baseball Coaches Association each honored Morris with its National Coach of the Year honors following his 2001 title to give him five such honors for his career. He additionally won top honors from Collegiate Baseball and the ABCA after the Hurricanes defeated Florida State, 6-5, for the 1999 National Championship. Morris' first National Coach of the Year honor came in his first season at Miami in 1994.

Morris and his wife Nhan live in Miami with their son, James W. Morris IV (Will).

MORRIS YEAR-BY-YEAR RECORDS

Year	School	Overall	PCT.	Postseason
1975	Appalachian State*	19-16	.543	
1976	DeKalb CC	26-14	.650	
1977	DeKalb CC	41-7	.854	
1978	DeKalb CC	31-11	.738	
1979	DeKalb CC	33-9	.786	
1980	Florida State*	51-11	.823	College World Series
1981	Florida State*	57-21	.731	NCAA Regional
1982	Georgia Tech	29-20	.592	
1983	Georgia Tech	38-15	.717	
1984	Georgia Tech	36-19	.655	
1985	Georgia Tech	42-19-1	.680	NCAA Regional
1986	Georgia Tech	45-23	.662	NCAA Regional
1987	Georgia Tech	51-14	.786	NCAA Regional
1988	Georgia Tech	45-24	.652	NCAA Regional
1989	Georgia Tech	38-26	.594	NCAA Regional
1990	Georgia Tech	46-25	.648	NCAA Regional
1991	Georgia Tech	42-26	.618	NCAA Regional
1992	Georgia Tech	45-19	.703	NCAA Regional
1993	Georgia Tech	47-14	.770	NCAA Regional
1994	Miami	49-14	.778	College World Series
1995	Miami	48-17	.738	College World Series
1996	Miami	50-14	.781	College World Series
1997	Miami	51-18	.739	College World Series
1998	Miami	51-12	.810	College World Series
<b>1999</b>	<b>Miami</b>	<b>50-13</b>	<b>.794</b>	<b>National Champions</b>
2000	Miami	41-19-1	.680	NCAA Regional
<b>2001</b>	<b>Miami</b>	<b>53-12</b>	<b>.815</b>	<b>National Champions</b>
2002	Miami	34-29	.540	NCAA Regional
2003	Miami	45-17-1	.722	College World Series
2004	Miami	50-13	.794	College World Series
2005	Miami	41-19-1	.680	NCAA Regional
2006	Miami	42-24	.636	College World Series
2007	Miami	37-24	.607	NCAA Regional
2008	Miami	53-11	.828	College World Series
2009	Miami	38-22	.633	NCAA Regional
2010	Miami	43-20	.683	NCAA Super Regional
2011	Miami	38-23	.623	NCAA Regional
2012	Miami	36-23	.610	NCAA Regional
2013	Miami	37-25	.597	NCAA Regional
2014	Miami	44-19	.698	NCAA Regional
<b>Overall (37 seasons)</b>		<b>1,566-671-4</b>	<b>(.699)</b>	

\*assistant coach (record not included in career coaching mark)







# ASSISTANT GINO DiMARE

Miami, 1998 | 16th season

# #6

Associate Head Coach | Hitting Coach & Recruiting Coordinator

COACHES

Gino DiMare serves as assistant coach in charge of hitting, as well as the baseball program's recruiting coordinator. Overall, 2015 will mark DiMare's 16th year as a member of the Hurricanes baseball staff.

DiMare rejoined the University of Miami baseball program after three years away from the program in 2011. Prior to his exit in 2008, DiMare served as the Canes recruiting coordinator and hitting coach over his final nine seasons. He held the title of assistant head coach during the 2008 season - a year the Canes won the Atlantic Coast Conference championship before advancing to the College World Series.

DiMare's impact on the program was felt immediately upon his return, as the first two recruiting classes under his watch were ranked among the top 10 by two national publications. Miami's 2012 freshman class was ranked No. 10 by *Baseball America*, its first top-10 ranking from BA since 2006, and No. 9 by *Collegiate Baseball*. The 2013 class continued the trend, earning a No. 6 ranking from *Baseball America* and placing No. 4 in *Collegiate Baseball*. The 2014 class was ranked No. 2 nationwide by *Perfect Game*.

Previously, DiMare helped recruit and coach players such as Yonder Alonso, Ryan Braun, Jon Jay, Gaby Sanchez, Danny Valencia and Jemile Weeks - all of whom have reached the big leagues in recent years. DiMare's accomplishments on the recruiting scene during his initial stint as recruiting coordinator were as impressive as the Hurricanes' annual postseason results. His 2001 class was rated among the top five nationally and his 2003 class was ranked among the top 15 nationally.

UM's 2008 recruiting class, which was targeted primarily by DiMare, was ranked second by *Collegiate Baseball* and fifth by *Baseball America* prior to the 2007 season. That includes Braun, the 2005 ACC Player of the Year and Cesar Carrillo, the ACC's Pitcher of the Year that same season. Braun and Carrillo were also Miami's two first-round draft picks in 2005. DiMare has also kept Florida's top talent home, including 2006 first-round pick Chris Perez (Holmes Beach) and second-round pick Jay (Miami).

DiMare's offensive teams also proved to be some of the best in the history of the Hurricanes program. Miami's offense ranked among the top 10 in school history in eight of DiMare's nine seasons as the club's hitting instructor. The 2005 team hit .321, the seventh-best team batting average in school history and the 2004 squad finished the season with a .330 batting average, which ranks fourth in school history. UM's .310 average in 2006 was only bested by five teams that were not under the guidance of DiMare, dating back 62 years.

The 1999 Hurricanes posted the third-best batting average in school history with a .333 mark, while the 2000 team finished with

a .323 batting average that ranks sixth all time. Miami batted .315 in 2003 and .314 in 2002 (10th). The 2008 team that advanced to the College World Series and spent much of the season atop the national collegiate baseball polls finished the year hitting at a school eighth-best .320 average, while also ranking tied for second in home runs (106), fourth in slugging percentage (.541), eighth in total bases (1,202) and RBI (517), tied for ninth in doubles (135) and 10th in hits (711).

DiMare has long been associated with the Miami baseball program. First, he was a fan as a kid growing up in South Florida. Then, DiMare was a player for the Hurricanes following a stellar career at Miami Westminster Christian. He was a standout outfielder for the Canes from 1989-92, with a career batting average of .290. He currently ranks among UM's leaders in career games played (243), career stolen bases (93) and total sacrifices (36). In 1991, DiMare led the Hurricanes with a .353 batting average.

Following his career in Coral Gables, he was signed as a free agent by the Boston Red Sox. He played the 1992-93 seasons in the Red Sox minor league system in Winter Haven and Ft. Lauderdale. Upon returning to Miami, DiMare spent the 1996 season as an assistant coach at Westminster - the 1996 High School National Champions. DiMare then returned to UM in 1997 and was a volunteer coach for three seasons, in charge of outfielders and base running.

DiMare currently resides in Miami with his wife Denise and four daughters: Nicolette, Gianna, Giselle and Gina.





# ASSISTANT JD ARTEAGA

# #33

Miami, 2002 | 13th season

## Pitching Coach

J.D. Arteaga is entering his 13th season on the UM coaching staff, and has served as UM's pitching coach since 2003.

Arteaga, a standout southpaw during his own four years in the Miami rotation, most recently coached lefthander Bryan Radziewski to Rawlings All-America honors in 2013 - the first for a UM player since 2010 - and fellow southpaw Chris Diaz to 2014 ACC Co-Pitcher of the Year honors. Four Hurricanes pitchers were drafted in the top 10 rounds of the 2014 MLB Draft: Andrew Suarez (second), Chris Diaz (fifth), Bryan Radziewski (ninth) and Javi Salas (10th) were all selected. Freshman reliever Bryan Garcia was named a first-team Freshman All-America and third-team All-America.

Arteaga has tutored three recent first-round draft picks in the Major League Baseball Amateur Draft - Carlos Gutierrez in 2008, Chris Perez in 2006 and Cesar Carrillo in 2005. Gutierrez was the 27th overall pick in the 2008 draft by the Minnesota Twins after earning second team All-ACC honors. Perez, who came to Miami as a starting prospect, was aided by Arteaga in his transition to becoming one of the country's top closers. Carrillo started his career 24-0 as a Hurricane.

In addition to his work in converting Perez from a starter to a closer, he helped Kyle Bellamy in his transition from a traditional over-the-top throwing motion to a sidewinding delivery. The move had great rewards, as Bellamy recorded 16 saves and finished the 2009 season with a 0.97 ERA en route to numerous first team All-America honors.

Arteaga's 2008 staff boasted National Freshman Pitcher of the Year and Roger Clemens Award finalist Chris Hernandez, who finished 11-0 with a 2.72 ERA while opponents hit just .223 against him. All three starters in 2008, Hernandez, sophomore lefty Eric Erickson and senior right-hander Enrique Garcia combined to go 27-4 while the entire pitching staff combined for the fewest walks (187) in school history and eighth-most strikeouts (554).

His 2006 staff, composed almost entirely of first-time starters, recorded five shutouts, the most by a UM staff since the 1998 season. Miami also recorded the team's first postseason shutout on the road since 1976 with a 7-0 win against Ole Miss in the 2006 Oxford Super Regional.

Four pitchers from Arteaga's 2005 pitching staff signed pro contracts following the season, including the school's first pitcher drafted in the first round since the 1991 season, Carrillo. Arteaga also played a major role in Carrillo's career development and run at the NCAA record books. Carrillo, who was the 18th overall pick in the 2005 draft, ended with a career record of 25-3, was an All-American and a finalist for the Dick Howser Trophy and the Roger

Clemens Award as college baseball's best pitcher in 2005.

The 2004 Miami pitching staff produced the best team ERA in (3.73) since the 2000 season (3.72).

Morris named Arteaga the Hurricanes' next pitching coach on March 4, 2003, nine games deep into the season. Arteaga's style and approach to pitching was vital in J.D. Cockcroft's development into the ace on Miami's 2003 club. Cockcroft, a crafty left-hander, went 11-3 with a 2.72 ERA in a team-high 119 innings, including three complete games and one shutout.

Arteaga played for the Hurricanes from 1994-1997, helping UM reach the College World Series four straight seasons. He left Miami as the program's all-time wins leader with 43 and the all-time starts leader with 72. Arteaga ranks second for innings pitched in a career with 458.1. He is also fifth on the all-time strikeouts chart with 343 career Ks.

Arteaga threw three complete games at UM and struck out career-high 11 batters on two different occasions. He posted an 11-3 record as a sophomore in 1995 and a 9-1 mark as a freshman.

Miami retired Arteaga's No. 33 on Feb. 5, 2003, prior to the season opener with Florida International. A 26th round draft choice by the New York Mets, Arteaga spent five seasons in the Mets' and Houston Astros' organizations. He had signed on with the Texas Rangers' organization in the spring of 2003, prior to accepting his post with the Hurricanes. He spent his last professional season with the Astros' Triple-A franchise New Orleans Zephyrs, compiling a 9-10 record with a 4.29 ERA in 15 starts and 42 appearances.

Arteaga and his wife Ysha live in Miami with their son A.J. and daughter Ariana.





## COACHES / STAFF

COACHES



### MICHAEL DELUCIA | ASSISTANT COACH | CATCHERS

Michael DeLucia is entering his first season as a member of the Hurricanes coaching staff, and will work with the Miami catchers. He will also assist with the Hurricanes hitters.

DeLucia arrived to Coral Gables after two seasons playing for Campbell University (2012-13) and one season (2014) serving on the coaching staff.

In his only season on the Campbell coaching staff, the Camels crossed the 40-win mark for the third-straight season on their way to the program's first NCAA appearance since 1990 after claiming the Big South Tournament Championship.

Individually, Steven Leonard started 54 games behind the plate for the Camels, earning Big South All-Tournament team accolades after hitting .348 in the tournament win, while scoring eight runs with three stolen bases. Leonard recorded 14 multi-hit games, including two four-hit outings and a five-hit performance in a win at Coastal Carolina, also scoring three runs with a RBI.

DeLucia joined the Campbell coaching staff after wrapping up a successful two year career behind the plate for the Camels. DeLucia owned a career .300 average in 90 games after transferring from Brevard Community College. As a senior, the catcher hit .316 with 30 RBI, 21 runs scored, five doubles, four triples and two home runs, earning NCCSIA First Team All-State accolades.

The Pembroke Pines, Fla. native was also named to the Johnny Bench Award Watch List in 2013.



### BRIAN GABRIEL | STRENGTH & CONDITIONING COACH

Brian Gabriel is entering his second season as an assistant strength and conditioning coach with the Miami Hurricanes, and has direct oversight of the Hurricanes baseball program.

Gabriel arrived in Miami after serving for six years as the head strength and conditioning coach at Coastal Carolina University.

From 2006-09, Gabriel was the director of strength and conditioning for the Chanticleers' Olympic sports teams.

In December 2009, he was promoted to director of speed, strength and conditioning for all sports, including the Chanticleers baseball and football teams. Gabriel's strength and conditioning programs helped impact a Chanticleers baseball program that captured six consecutive Big South Conference Championships, six NCAA Regional appearances, three NCAA Regional host spots, and two NCAA Super

Regional appearances.

Certified by the National Strength & Conditioning Association, Gabriel arrived at CCU in 2006 from Columbia University, where he served as an assistant strength coach and director of football strength and performance for four years. Prior to his time at Columbia, Gabriel had spent one year at Trinity (Texas) University as head strength and conditioning coordinator, as well as one year in the same position with the Detroit Dogs of the American Basketball Association - who won the ABA's World Championship that year.

A 1996 graduate of the University of Incarnate Word with a bachelor's degree in psychology, Gabriel earned his master's degree in biobehavioral science-physical education from Columbia in 2006. Gabriel and his wife Guadalupe have a son named Zion.



### ROBERT MCDANIEL | DIRECTOR OF OPERATIONS & CAMPS

Robert McDaniel is entering his 15th season on the Miami baseball staff. He is responsible for clubhouse operations, managing the team's equipment, coordinating UM's travel plans and pre-game meals, supervising the team's student managers and all camp activities.

McDaniel, the team's Director of Baseball Operations & Camps, is in his second stint at Miami. In 2013, McDaniel was promoted to his current position after serving as Director of

Baseball Operations since his return to the program in 2001.

Following the Hurricanes' second National Championship under Head Coach Jim Morris in 2001, Miami welcomed back a member from its first title under Morris in 1999. McDaniel, better known around the ballpark as "G.M.," returned during the 2001 offseason as the Hurricanes'

Coordinator of Baseball Operations, a position he held from fall 1998 through spring 1999.

McDaniel is one of the key cogs in the Miami baseball machine. A graduate of Miami's Christopher Columbus High School, G.M. left the Hurricanes following the 1999 National Championship to complete his studies and returned in 2002. He earned his bachelor's of science degree in sports management from Florida International University in the summer of 2003.

G.M. boasts a long line of baseball tradition in his lineage as the nephew of former Miami All-American Jorge Maduro and grandson of Cuban baseball legend Bobby Maduro. Along with the Hurricanes in 1999, he has worked in the clubhouses for the Tampa Bay Devil Rays Major League Organization and at Florida State as an undergraduate in 1997-98.

With Tampa Bay, G.M. also worked in the minor league clubhouse for the Class A Princeton (W.Va.) Devil Rays. Prior to the time spent in Tallahassee, G.M. served as an intern in 1996 with the Florida Marlins community relations department.



### KENNY JOHNSON | ATHLETIC TRAINER

Kenny Johnson is entering his third season on the UM coaching staff, serving as the team's athletic trainer.

Johnson arrived at UM with a wealth of experience in baseball training. Johnson served as a minor league trainer within the Milwaukee Brewers organization from 2010-2012, and interned with the Florida Marlins in 2009.

While with the Brewers, Johnson worked with Milwaukee's Dominican Summer League team, performing all

medical and athletic training duties. Johnson also served as a Spring Training and Instructional League athletic trainer with the Brewers.

While with the Marlins, he interned with the organization's Gulf Coast League affiliate. There he assisted the athletic trainer rehabilitation coordinator in all duties.

A native of Miami, Fla., Johnson graduated from Florida International University in 2009 with a bachelor's of science in health science. He earned his master's of science in athletic training from FIU in 2010.






## **PLAYERS**

---

2015 Roster .....	15
Student-Athlete Profiles.....	16-41



# 2015 MIAMI HURRICANES PHOTO ROSTER / SPOTTING CHART



#0 Zack Collins



#2 Ricky Eusebio



#4 Johnny Ruiz



#7 George Iskenderian



#8 David Thompson



#9 Sebastian Diaz



#10 Justin Smith



#13 Willie Abreu



#14 Danny Garcia




#17 Christopher Barr



#18 Michael Mediavilla



#19 Bryan Garcia



#22 Luke Spangler



#24 Jacob Heyward



#27 Ryan Otero



#28 Malik Rosier



#30 Andrew Suarez



#31 Sam Abrams



#32 Andy Honiotes



#34 Derik Beauprez



#35 Devin Meyer



#37 Keven Pimentel



#38 Daniel Braggi



#39 Cooper Hammond




#40 Garrett Kennedy



#42 Edgar Michelangeli



#43 Thomas Woodrey



#44 Peter Crocitto



#45 Carl Chester



#47 Enrique Sosa



#49 Daniel Epstein



#51 Brandon Lopez



#52 Daniel Sayles



#55 Jesse Lepore

PLAYERS



# SAM ABRAMS

Senior | RHP | 5-10 | 180

# #31

Miami, Fla. | Killian

PLAYERS

## Junior (2014)...

Finished season with 6.75 ERA...Saw action in four games, totaling 2.2 innings...Pitched season-high one inning twice: against UCF (March 18) and Alabama State (May 2)...Recorded season high and tied career high with two strikeouts against Alabama State (May 2).

## Sophomore (2013)...

Returned to team after one-year hiatus...Made three appearances out of bullpen, totaling 1.2 innings...Allowed two earned runs...Made season debut against Milwaukee (Feb. 23 )...Went season-high 1.0 innings against Illinois State (March 12), striking out season-high two batters.

## Freshman (2011)...

Saw action in seven games out of bullpen... Tossed 9 2/3 innings for Hurricanes... Picked up five strikeouts and allowed five runs (four earned) with four walks... Ended year with 3.72 ERA... Went season-long 3 2/3 innings on the bump at top-ranked Florida (Mar. 4), striking out two without surrendering run... Followed that with two-inning outing against Illinois State (Mar. 8), surrendering run on two hits and fanning one... Did not allow run last three outings, stretching three complete frames... Allowed just one hit through that span.

## High School/Prep...

Played under for Killian Senior High School and head coach Angel Herrera... Amassed record of 3-2 in 2010 for Killian Senior High, striking out 28 batters with 3.00 earned run average... Helped team to Class 6-A (AAAAAA) District 16 championship... Lost in Regional Quarterfinals... As junior, picked up ERA of 3.30 and fanned 31 batters... Had best prep season in 2008, toting ERA of 3.00 while registering record 5-2 on mound... Named All-Miami/Dade campaign... Played summer ball for coach Dave Parra and All-American Prospects.

## Personal...

Full name is Samuel Frederick Abrams... Parents are Lisa Goldstein and Chris Abrams... Has two siblings, Alexa and Dylan... Enrolled in graduate school for final year of eligibility .. Mother, Lisa, attended University of Miami... Finished in Top 10 of graduating class in high school... Earned an academic letter three years at Killian Senior High School... Carried perfect 4.0 Grade Point Average (GPA) in high school.

## CAREER HIGHS

### Innings

3.2, vs. Florida, 3/26/11

### Hits Allowed

2, four times

### Runs

4, vs. GTech, 3/26/11

### Earned Runs

4, vs. GTech, 3/26/11

### Strikeouts

2, twice

### Walks

2, twice

## ABRAMS CAREER STATISTICS

Season	ERA	W-L	APP	GS	CG	SHO	SV	IP	H	R	ER	BB	SO	2B	3B	HR	b/avg	WP	HP	BK	SFA	SHA
2011	3.72	0-0	7	0	0	0/0	0	9.2	9	5	4	4	5	3	0	1	.243	0	0	0	2	0
2013	10.80	0-0	3	0	0	0/0	0	1.2	1	2	2	2	2	0	0	0	.200	1	1	0	1	0
2014	6.75	0-0	4	0	0	0/0	0	2.2	3	2	2	0	3	2	1	0	.300	0	1	0	0	1
<b>TOTAL</b>	<b>5.14</b>	<b>0-0</b>	<b>14</b>	<b>0</b>	<b>0</b>	<b>0/0</b>	<b>0</b>	<b>14.0</b>	<b>13</b>	<b>9</b>	<b>8</b>	<b>6</b>	<b>10</b>	<b>5</b>	<b>1</b>	<b>1</b>	<b>---</b>	<b>1</b>	<b>2</b>	<b>0</b>	<b>3</b>	<b>1</b>



# DERIK BEAUPREZ

Sophomore | RHP | 6-5 | 233

# #34

Cherry Hills Village, Colo. | Cherry Creek

### Freshman (2014)...

Saw action in nine games, three as designated hitter and six as pitcher...Did not record hit in four at bats...Made career-first start offensively April 19 against Notre Dame, finishing 0-for-2 with one walk...Made career-first appearance against Bethune-Cookman (March 11), tossing 2.1 scoreless innings with one strikeout...Made career-first start against FGCU (March 19), throwing three innings...Set career high with 5.0 innings in start against FGCU (March 26)...Struck out career-high six batters in 3.1 scoreless innings of relief against UNC (May 16)...Pitched 4.0 scoreless innings in NCAA Coral Gables Regional start against Texas Tech (June 2), striking out two and allowing just one hit.

### High School/Prep...

Drafted in 25th round of 2013 Major League Baseball First-Year Player Draft by Boston Red Sox (No. 743 overall)... Ranked No. 128 high school senior nationwide by *Perfect Game* ... Named Rawlings Preseason All-America prior to senior season at Cherry Creek, where he hit .468 with five homeruns and 26 RBI ... Selected to play in 2012 Under-Armour All-America Game at Wrigley Field and 2012 Perfect Game All-America Classic at Petco Park...Earned back-to-back First-Team All-Colorado accolades from *Denver Post* for final two seasons...Hit .349 with five homeruns and 25 RBI junior year.

### Personal...

Full name is Derik Boe Beauprez...Mother's name is Kim...Has a sister, Ashley..Majoring in sports administration.

### CAREER HIGHS

#### Innings

5.0, vs. FGCU, 3/26/14

#### Hits

5, vs. Bethune, 4/2/14

#### Runs

1, twice

#### Earned Runs

1, twice

#### Strikeouts

6, vs. UNC, 5/16/14

#### Walks

4, vs. Bethune, 4/2/14


PLAYERS

### BEAUPREZ CAREER PITCHING STATISTICS

Season	ERA	W-L	APP	GS	CG	SHO	SV	IP	H	R	ER	BB	SO	2B	3B	HR	b/avg	WP	HP	BK	SFA	SHA
2014	0.83	1-0	6	4	0	0/1	0	21.2	13	2	2	8	17	3	0	0	.167	1	0	0	0	0

### BEAUPREZ CAREER HITTING STATISTICS

Season	AVG	GP-GS	AB	R	H	2B	3B	HR	RBI	TB	SLG%	BB	HP	SO	GDP	OBP	SF	SH	SB-ATT	PO	A	E	FLD%
2014	.000	3-1	4	0	0	0	0	0	0	0	.000	1	0	2	0	.200	0	0	0-0	1	1	0	1.000



# BRYAN GARCIA

Sophomore | RHP | 6-1 | 205

# #19

Miami, Fla. | Christopher Columbus

PLAYERS

- 2015 PRESEASON ALL-AMERICA, THIRD TEAM (*Perfect Game*)
- 2014 ALL-AMERICA, THIRD TEAM (NCBWA)
- 2014 FRESHMAN ALL-AMERICA, FIRST TEAM (*Baseball America*)
- 2014 FRESHMAN ALL-AMERICA, FIRST TEAM (NCBWA)
- 2014 LOUISVILLE SLUGGER FRESHMAN ALL-AMERICA (*Collegiate Baseball Newspaper*)
- 2014 FRESHMAN ALL-AMERICA FIRST TEAM (*Perfect Game*)
- 2014 ALL-ACC SECOND TEAM
- 2014 STOPPER OF THE YEAR MIDSEASON WATCH LIST (NCBWA)

### Freshman (2014)...

Named to National Collegiate Baseball Writers Association (NCBWA) All-America third team as relief pitcher...Earned Louisville Slugger Freshman All-America honors from *Collegiate Baseball Newspaper*...Picked up first-team Freshman All-America honors from *Perfect Game*...Set program's freshman record for saves (15)...All-ACC second-team selection as relief pitcher...Named team's closer in February and finished with 15 saves...Finished with 7-4 record and 1.75 ERA with 10 earned runs allowed in 51.1 innings...Struck out 56 batters compared to just 19 walks...15 saves ranked second in ACC and tied him for seventh-most in single season in program history...10 of 15 saves required more than one inning...Recorded career-first save in win over Florida (Feb. 21)...Pitched two innings to earn save at Florida State (Feb. 28)...Picked up back-to-back saves against Boston College (March 8-9)...Went career-high-tying three innings against ACC Championship outing against Duke (May 24), striking out career-high-tying four batters...Tossed 3.0 innings in come-from-behind win over Texas Tech in extra innings at NCAA Coral Gables Regional (June 1).

### High School/Prep...

Named 2013 Class 6A-8A Pitcher of the Year and First-Team All-Dade by *Miami Herald*...Finished senior season with 8-1 record, 82 strikeouts and 1.23 ERA...Garnered all-state honors from Florida Athletic Coaches Association (FACA)...Helped guide Explorers to first Greater Miami Athletic Conference (GMAC) since 2005 in final season at Columbus...Served as team captain and named team's most valuable player...Earned Honorable Mention All-Dade honors from *Miami Herald* junior year.

### Personal...

Son of Sergio and Lily Garcia...Has a brother Michael (22)...Earned "Most Improved Student" Award from Congresswoman Iliana Ros-Lehtinen at Columbus...Intends to major in finance.

### CAREER HIGHS

#### Innings

3.0, three times

#### Hits

3, seven times

#### Runs

2, vs. Virginia, 3/24/14

#### Earned Runs

2, vs. Virginia, 3/24/14

#### Strikeouts

4, three times


#### Walks

2, four times

### BRYAN GARCIA CAREER STATISTICS

Season	ERA	W-L	APP	GS	CG	SHO	SV	IP	H	R	ER	BB	SO	2B	3B	HR	b/avg	WP	HP	BK	SFA	SHA
2014	1.75	7-4	31	0	0	0/1	15	51.1	40	12	10	19	56	9	0	1	.220	4	1	0	1	7





# DANNY GARCIA

Sophomore | LHP | 6-1 | 195

# #14

Miami, Fla. | Westwood Christian

### Freshman (2014)...

Saw action in 11 games, including three starts...Finished with 18 strikeouts...Made career-first appearance in season opener against Maine (Feb. 14), striking out one batter...Recorded career-first start against Villanova (March 5), allowing two runs while striking out career-high eight...Went career-long 4.2 innings against Stetson (March 12)...Struck out 11 batters in three starts.

### High School/Prep...

Earned first-team All-Dade recognition from *Miami Herald* for final two seasons at Westwood Christian...Garnered all-state honors from Florida Athletic Coaches Association (FACA)...Recorded 5-2 record with 85 strikeouts and 1.85 ERA senior season, guiding school to first state championship in its history...Served as Warriors' team captain for final two seasons...Posted 7-3 record with 2.45 ERA and 77 strikeouts as a junior...Holds program's all-time record in strikeouts.

### Personal...

Full name is Daniel Luis Garcia...Son of Jorge and Ileana Garcia...Has a brother Christopher (22)...Plans to major in sports administration.

### CAREER HIGHS

**Innings**  
4.2, vs. Stetson, 3/12/14

**Hits**  
9, vs. UCF, 3/18/14

**Runs**  
4, vs. UNC, 4/16/14

**Earned Runs**  
3, twice


**Strikeouts**  
8, vs. Villanova, 3/15/14

**Walks**  
2, twice

PLAYERS

### DANNY GARCIA CAREER STATISTICS

Season	ERA	W-L	APP	GS	CG	SHO	SV	IP	H	R	ER	BB	SO	2B	3B	HR	b/avg	WP	HP	BK	SFA	SHA
2014	6.30	0-1	11	3	0	0/0	0	20.0	22	16	14	10	18	4	0	1	.282	1	5	0	3	1



# COOPER HAMMOND

Sophomore | RHP | 6-2 | 195

# #39

Venice, Fla. | Venice Senior

PLAYERS

### Freshman (2014)...

Served as one of team's top relievers with team-high 35 appearances...Recorded 2.29 ERA in 35.1 innings...Struck out 37 batters and walked 11....Allowed just one earned run over 21 appearances from March 14 to May 17...Appeared in all three games of Pittsburgh series (April 11-13), striking out three in 3.1 innings...Went career-best 2.2 innings against Alabama State (May 4), striking out career-high four batters...Made three appearances at NCAA Coral Gables Regional, allowing zero earned runs with four combined strikeouts.

### High School/Prep...

Earned third team All-America honors from Baseball America...Named 2013 Sarasota Herald-Tribune 7A Player of the Year...Garnered all-state honors from Florida Athletic Coaches Association (FACA)...Registered 9-0 record with 0.13 ERA in 56 innings...Guided Indians to second straight 7A title, allowing just one run and 18 hits with 53 strikeouts and six walks...10 saves and 0.13 ERA serve as Venice single-season records...Named to All-America first team by Louisville Slugger.

### Personal...

Full name is Cooper John Thomas Hammond...Son of Tom and Karin Hammond...Majoring in human and social development.

### CAREER HIGHS

#### Innings

2.1, vs. Texas Tech, 6/2/14

#### Hits

4, vs. Texas Tech, 6/2/14

#### Runs

2, three times

#### Earned Runs

2, vs. Georgia Tech, 5/21/14

#### Strikeouts

3, vs. Georgia Tech, 3/14/14

#### Walks

1, 11 times

### HAMMOND CAREER STATISTICS

Season	ERA	W-L	APP	GS	CG	SHO	SV	IP	H	R	ER	BB	SO	2B	3B	HR	b/avg	WP	HP	BK	SFA	SHA
2014	2.29	5-2	35	0	0	0/3	2	35.1	32	14	9	11	37	4	1	1	.252	0	5	0	1	3



# RYAN OTERO

Redshirt Junior | RHP | 6-5 | 205

# #27

Coral Gables, Fla. | Ransom Everglades

### Sophomore (2014)...

Made one appearance in relief ...Tossed 0.1 inning against UCF (March 18)...Struck out one batter and allowed one hit against Knights.

### Redshirt Freshman (2013)...

Recorded four appearances totaling 3.1 innings...Allowed five earned runs (13.50 ERA)...Made career debut against Duke (March 9), pitching one scoreless inning...Threw one scoreless frame against North Carolina (March 16)...Tied career-high totals with 1.0 inning and one strikeout against Virginia (March 29).

### Freshman (2012)...

Sat out season and did not appear in any games, redshirted to retain eligibility.

### High School/Prep...

Attended Ransom Everglades School in nearby Coconut Grove and played under head coach Pete Perez... During his senior season batted .426 with four home runs, 31 RBI and six stolen bases... Also had 5-5 record with 2.52 earned run average and five saves on mound.

### Personal...

Majoring in Industrial Engineering... Parents are Jorge and Patti Otero... His father, Jorge, attended University of Miami Law School... Has older sister (Christina) and older brother (Daniel)... Brother, Daniel, played college baseball at Duke and USF, and now plays in Oakland Athletics organization.

### CAREER HIGHS

#### Innings

1.0, three times

#### Hits

3, vs. Virginia, 3/29/13

#### Runs

4, vs. Virginia, 3/29/13

#### Earned Runs

3, twice

#### Strikeouts

1, twice


#### Walks

2, vs. Ill. State, 3/12/13

PLAYERS

### OTERO CAREER STATISTICS

Season	ERA	W-L	APP	GS	CG	SHO	SV	IP	H	R	ER	BB	SO	2B	3B	HR	b/avg	WP	HP	BK	SFA	SHA
2013	13.50	0-0	4	0	0	0/0	0	3.1	4	7	5	5	2	2	0	1	.267	1	0	0	0	0
2014	0.00	0-0	1	0	0	0/0	0	0.1	1	0	0	0	1	0	0	0	.333	0	0	0	0	0
<b>TOTAL</b>	<b>12.27</b>	<b>0-0</b>	<b>5</b>	<b>0</b>	<b>0</b>	<b>0/0</b>	<b>0</b>	<b>3.2</b>	<b>5</b>	<b>7</b>	<b>5</b>	<b>5</b>	<b>3</b>	<b>2</b>	<b>0</b>	<b>1</b>	<b>---</b>	<b>1</b>	<b>0</b>	<b>0</b>	<b>0</b>	<b>0</b>



# DANIEL SAYLES

Senior | LHP | 6-4 | 212

# #52

Wauwatosa, Wisc. | Wauwatosa East | Sacramento City

### Junior (2014)...

Made five appearances totaling 3.2 innings...Recorded 7.36 ERA...Made career debut March 5 against Villanova...Struck out career-high two batters against UCF (March 18)...Went season-long 1.0 inning twice: Villanova (March 5) and Bethune-Cookman (March 11).

### Before Miami...

Spent two seasons at Sacramento City College...Named 2012-13 Male Scholar-Athlete of the Year during final season, pitching 76.1 innings with 49 strikeouts and 3.77 ERA...Missed first year with Panthers while recovering from Tommy John surgery.

### High School/Prep...

Ranks among all-time statistical leaders in Wauwatosa East history, including hits (75, second), batting average (.374, tenth), at bats (257, first), RBI (62, second) and triples (seven, first)...Lettered in both baseball and basketball.

### Personal...

Parents are Dan and Doreen...Has one sister, Lauren (18)...Majoring within School of Communication.

### CAREER HIGHS

#### Innings

1.0, twice

#### Hits

2, vs. Stetson, 3/12/14

#### Runs

3, vs. Stetson, 3/12/14

#### Earned Runs

3, vs. Stetson, 3/12/14

#### Strikeouts

2, vs. UCF, 3/18/14

#### Walks

1, twice

PLAYERS

### SAYLES CAREER STATISTICS

Season	ERA	W-L	APP	GS	CG	SHO	SV	IP	H	R	ER	BB	SO	2B	3B	HR	b/avg	WP	HP	BK	SFA	SHA
2014	7.36	0-1	5	0	0	0/0	0	3.2	5	4	3	2	3	2	0	0	.385	2	0	0	0	0



# ENRIQUE SOSA

Junior | RHP | 5-10 | 180

# #47

Panama City, Panama | Acad. Interamericana de Panama

### Sophomore (2014)...

Made 11 appearances out of bullpen, totaling 15.1 innings...Recorded 7.04 ERA with 14 strikeouts...Struck out career-high four batters against Bethune-Cookman (March 11) in career-long 2.2 innings...Tossed two scoreless innings against Virginia Tech (April 4)...Struck out three batters in two clean innings against Alabama State (May 2)...Did not allow any hits in 1.2 scoreless innings against North Carolina (May 16).

### Freshman (2013)...

Made five appearances out of bullpen, totaling 7.0 innings...Allowed five earned runs (6.40 ERA)...Finished with three strikeouts...Pitched 1.0 scoreless inning in career debut against St. Thomas (Feb. 26)...Went career-high 2.2 innings and struck out career-high two batters against Illinois State (March 12).

### Personal...

Parents are Enrique and Madeline Sosa... Has one brother, Felipe (17) and one sister, Ana Melinda (13)... Majoring in finance.

### CAREER HIGHS

#### Innings

2.2, twice

#### Hits

3, vs. Duke, 3/9/13

#### Runs

4, vs. Virginia, 3/23/14

#### Earned Runs

4, vs. Virginia, 3/23/14

#### Strikeouts

4, vs. Bethune, 3/11/14

#### Walks

2, four times

PLAYERS

### SOSA CAREER STATISTICS

Season	ERA	W-L	APP	GS	CG	SHO	SV	IP	H	R	ER	BB	SO	2B	3B	HR	b/avg	WP	HP	BK	SFA	SHA
2013	6.43	0-0	5	0	0	0/0	0	7.0	8	5	5	6	3	0	0	0	.296	3	0	0	0	0
2014	7.04	0-1	11	0	0	0/0	0	15.1	12	14	12	11	14	3	0	0	.207	1	1	0	0	1
<b>TOTAL</b>	<b>6.85</b>	<b>0-1</b>	<b>16</b>	<b>0</b>	<b>0</b>	<b>0/0</b>	<b>0</b>	<b>22.1</b>	<b>20</b>	<b>19</b>	<b>17</b>	<b>17</b>	<b>17</b>	<b>3</b>	<b>0</b>	<b>0</b>	<b>--</b>	<b>4</b>	<b>1</b>	<b>0</b>	<b>0</b>	<b>1</b>





# ANDREW SUAREZ

Redshirt Junior | LHP | 6-2 | 205

# #30

Miami, Fla. | Christopher Columbus

**2014 PRESEASON ALL-AMERICA, SECOND TEAM** (*Collegiate Baseball*)  
**2014 ALL-ACC, THIRD TEAM**

### Redshirt Sophomore (2014)...

Selected by Washington Nationals in second round of 2014 MLB First-Year Player Draft (No. 57 overall)...Earned third-team All-ACC recognition...Made 16 starts in weekend rotation, totaling 109.2 innings...Struck out 87 batters compared to just 15 walks...Finished with 6-3 record and 2.96 ERA...Struck out season-high 10 batters twice: against Maine (Feb. 16) and Bethune-Cookman (May 30)...Tossed 9.0 innings in four games: against Georgia Tech (March 15), Pitt (April 12), Clemson (April 26) and Bethune-Cookman (May 30)...Allowed one run in 8.0 innings against NC State (March 29)...Exited with no-decision after nine shutout innings against Pitt (April 12) with nine strikeouts...Surrendered one run and five hits in 7.0 innings against Duke (May 10)...Tossed second career complete-game shutout in NCAA Coral Gables Regional matchup with Bethune-Cookman (May 30), including 10 strikeouts.

### Redshirt Freshman (2013)...

Recovered from shoulder surgery and made 15 starts as member of weekend rotation...Finished with 3-5 record and 3.95 ERA...Threw 86.2 innings, third-most of any pitcher on staff...Struck out 57 batters and issued 19 walks...Went 5.0 shutout innings in first career start against Rutgers (Feb. 17)...Allowed one earned run in 7.0 innings in 5-3 win over Duke (March 10)...Struck out career-high seven in 6.2 innings at North Carolina (March 17)...Named ACC Pitcher of the Week for complete-game shutout of Clemson (April 22)...Matched career high with seven strikeouts in 8.0 innings against Boston College (April 28)...Yielded one earned in 6.2 innings in 6-4 win over St. John's (May 5)...Totaled 12.0 innings in two postseason starts against North Carolina (May 23) and Oklahoma State (June 2) with eight strikeouts and one walk.

### Freshman (2012)...

Missed nearly entire season rehabbing from surgery...Started and pitched three impressive innings against Miami Marlins in team's stadium-opening exhibition at Marlins Park.

### High School/Prep...

Played at Christopher Columbus High School under head coach Joe Weber... Played club league for Florida Legends and coaches Angel Herrera and Carlos Marts... As senior, helped Columbus to 18-7 record... Tossed 34 complete innings, striking out 58 and collecting ERA of 1.65 and record of 5-3... Named All-Dade County first team... AFLAC All-America performer... Selected Team MVP in 2011... Went 5-1 on hill in 2010, picking up 1.51 ERA and team-leading 83 strikeouts... First team All-Dade and FHSAA Class 6-A Pitcher of the Year... Team went 24-6 as junior.

### Personal...


Parents are Yoyaris and Jose Suarez... Has three siblings - Jose, Kevin and Unisis...Majoring in criminology.

CAREER HIGHS	
Innings	9.0, four times
Hits	11, twice
Runs	7, twice
Earned Runs	7, twice
Strikeouts	10, twice
Walks	5, vs. Wake, 5/12/13

### SUAREZ CAREER STATISTICS

Season	ERA	W-L	APP	GS	CG	SHO	SV	IP	H	R	ER	BB	SO	2B	3B	HR	b/avg	WP	HP	BK	SFA	SHA
2012	19.29	0-0	3	0	0	0/0	0	2.1	6	5	5	1	1	0	0	1	.462	0	0	0	0	1
2013	3.95	3-5	15	15	1	1/1	0	86.2	94	47	38	19	57	21	5	4	.282	5	3	0	9	6
2014	2.95	6-3	16	16	1	1/1	0	109.2	108	46	36	15	87	16	4	3	.256	11	3	0	4	12
<b>CAREER</b>	<b>3.59</b>	<b>9-8</b>	<b>34</b>	<b>31</b>	<b>2</b>	<b>2/2</b>	<b>0</b>	<b>198.2</b>	<b>208</b>	<b>98</b>	<b>79</b>	<b>35</b>	<b>145</b>	<b>37</b>	<b>9</b>	<b>8</b>	<b>--</b>	<b>16</b>	<b>6</b>	<b>0</b>	<b>13</b>	<b>19</b>

PLAYERS



# THOMAS WOODREY

Junior | LHP | 6-3 | 205

# #43

Lighthouse Point, Fla. | Cardinal Gibbons

### Sophomore (2014)...

Served as one of team's most reliable relievers, finishing with 31 appearances totaling 49.2 innings...Recorded 2.54 ERA – third-lowest among bullpen regulars...Struck out 36 batters compared to just 11 walks...19 of 31 appearances were of more than one inning...Recorded season-high four strikeouts in back-to-back outings against Maine (Feb. 14, Feb. 16)...Pitched season-long 3.1 innings against FGCU (March 19)...Did not allow any earned runs from April 16 to May 21, stretch of nine consecutive appearances...Made six postseason appearances: three in ACC Championship (May 21-24), and three in NCAA Coral Gables Regional (May 31-June 2)...Struck out eight batters and walked just two in postseason.

### Freshman (2013)...

Saw action in 19 games including three starts...Totaled 40.1 innings, fifth-most of any pitcher on staff...Ended season with 4-0 record and 3.12 ERA...Opened season as midweek starter before shifting to bullpen...Finished with 30 strikeouts compared to 14 walks...Earned save in first career appearance against Rutgers (Feb. 16)...Struck out career-high five batters in first career start against FAU (Feb. 20)...Went career-high 8.0 innings against Maine (March 5)...Made three appearances in postseason totaling 3.0 innings with six strikeouts.

### High School/Prep...

Four year letterman at Cardinal Gibbons (2009-12)... First-team All-Broward County (2012)... Second-team All-Broward county (2010-11)... Totaled 22 wins in four seasons.

### Personal...

Son of Scott and Dianne Woodrey... Has two older brothers, Scott and Ryan... Major is business.

### CAREER HIGHS

<b>Innings</b>	8.0, vs. Maine, 3/5/13
<b>Hits</b>	7, vs. FAU, 2/20/13
<b>Runs</b>	4, vs. Florida St., 3/1/14
<b>Earned Runs</b>	4, vs. Florida St., 3/1/14
<b>Strikeouts</b>	5, vs. FAU, 2/20/13
<b>Walks</b>	5, vs. FAU, 2/20/13

PLAYERS

### WOODREY CAREER STATISTICS

Season	ERA	W-L	APP	GS	CG	SHO	SV	IP	H	R	ER	BB	SO	2B	3B	HR	b/avg	WP	HP	BK	SFA	SHA
2013	3.12	4-0	19	3	0	0/0	1	40.1	35	18	14	14	30	6	1	2	.230	4	1	1	1	3
2014	2.54	4-0	31	0	0	0/1	0	49.2	38	14	14	11	36	4	0	0	.221	2	2	1	1	7
<b>CAREER</b>	<b>2.80</b>	<b>8-0</b>	<b>50</b>	<b>3</b>	<b>0</b>	<b>0/1</b>	<b>1</b>	<b>90.0</b>	<b>73</b>	<b>32</b>	<b>28</b>	<b>25</b>	<b>66</b>	<b>10</b>	<b>1</b>	<b>2</b>	<b>--</b>	<b>6</b>	<b>3</b>	<b>2</b>	<b>2</b>	<b>10</b>



# WILLIE ABREU

Sophomore | OF | 6-4 | 225

# #13

Hialeah, Fla. | Mater Academy

## 2014 ALL-ACC, THIRD TEAM

### Freshman (2014)...

Named third-team All-ACC outfielder after stellar first season...Hit .277 in 59 starts – most of any freshman...61 hits were tied for third-most, including eight doubles, one triple and one home run...Recorded 28 RBI and went 4-for-5 on steal attempts...16 multi-hit games were tied for third-most of any player...Registered career-first home run against Florida (Feb. 21)...Plated career-high three runs in back-to-back games against Florida State (March 2) and Villanova (March 4)...Also set career high with three hits against Florida State (March 2)...Went 1-for-4 with career-high three RBI against Virginia (March 24)...Recorded career-first walk-off hit – infield single - in 10th inning against Pitt (April 12)...Tied career high with three hits against Clemson (April 26)...Registered career-best 12-game hitting streak from April 21 to May 11.

### High School/Prep...

Drafted in 14th round of 2013 Major League Baseball First-Year Player Draft by Cincinnati Reds (No. 435 overall)...Ranked No. 66 high school senior nationwide by *Perfect Game*...Named Rawlings Preseason All-America prior to senior season at Mater Academy, where he led Lions in batting average (.513), runs (34), triples (four) and homeruns (six)...Garnered all-state honors from Florida Athletic Coaches Association (FACA)...Earned *Miami Herald* First-Team All-Dade recognition senior year and named Third-Team All-Dade junior year...Selected to play in 2012 Under-Armour All-America Game at Wrigley Field...Won gold with Team USA at IBF 16U World Championships...Ranked No. 175 Draft-eligible prospect by *Perfect Game* and No. 202 by *Baseball America*.

### Personal...

Full name is William Manuel Abreu...Son of Manny and Rosy Abreu...Has a sister Janelle (21)...Intends to major in sports administration.

### CAREER HIGHS

#### At Bats

7, vs. UNC, 5/16/14

#### Runs Scored

3, twice

#### Hits

3, twice

#### RBI

3, vs. Virginia, 3/24/14

#### Doubles

1, three times

#### Triples

1, vs. Virginia, 3/24/14

#### Home Runs

1, vs. Florida, 2/21/14

#### Walks

2, eight times

#### Steals

1, four times

#### Hitting Streak

12 games

PLAYERS

## ABREU CAREER STATISTICS

Season	AVG	GP-GS	AB	R	H	2B	3B	HR	RBI	TB	SLG%	BB	HP	SO	GDP	OBP	SF	SH	SB-ATT	PO	A	E	FLD%
2014	.277	61-59	220	29	61	8	1	1	28	74	.336	34	0	61	1	.371	2	1	4-5	52	4	1	.982



# CHRISTOPHER BARR

Sophomore | 1B/OF | 6-1 | 200

# #17

Royal Palm Beach, Fla. | Royal Palm Beach

### Freshman (2013)...

Saw action in 55 games including 29 starts...Recorded 25 hits in 115 at bats (.217) with one double, one triple and six RBI...Served as primary defensive replacement at first and pinch-running threat...Went 7-for-10 on stolen base attempts (7-for-10)...Registered on-base percentage of .353...27 runs ranked third-most on team, while 22 walks ranked fourth-most ... Scored run in season debut against Rutgers (Feb. 16)...Made first career start against Duke (March 10) going 1-for-2 with one run and two walks...First of six multi-hit games came against Illinois State (March 12), finishing 2-for-4 with two runs...Set career high with three hits in 9-2 win over Illinois State (March 13)...Drove in first career run in 4-1 victory over North Carolina (March 15) with RBI single.

### High School/Prep...

Four year letterman (2009-12)... Compiled a 24-4 record his senior season...Earned Team MVP honors senior year... Hit .405, with 30 stolen bases his senior year... Named the 2012 7A Player of the year... 1st team All-Area Palm Beach Post... Dick Howser MVP recipient... Perfect Game WWBA All-Tournament Team... FACA All-Star.

### Personal...

Son of Jim and Belinda...Has two sisters - Jacquie and Cecillia - and one brother, Juan...Biggest fan is grandmother Annette...Father won college championship with Florida Southern baseball team in 1985...Major is sports administration.

### CAREER HIGHS

#### At Bats

5, twice

#### Runs Scored

2, twice

#### Hits

2, twice

#### RBI

3, vs. VTech, 3/22/13

#### Doubles

1, three times

#### Triples

N/A

#### Home Runs

N/A

#### Walks

2, vs. VTech, 3/22/13

#### Steals


2, vs. UNC, 3/17/13

#### Hitting Streak

5 games

### BARR CAREER STATISTICS

Season	AVG	GP-GS	AB	R	H	2B	3B	HR	RBI	TB	SLG%	BB	HP	SO	GDP	OBP	SF	SH	SB-ATT	PO	A	E	FLD%
2013	.217	55-29	115	27	25	1	1	0	6	28	.243	22	2	20	1	.353	0	4	7-10	308	24	3	.991



# ZACK COLLINS

Sophomore | C | 6-3 | 220

# #0

Pembroke Pines, Fla. | American Heritage

PLAYERS

- 2015 PRESEASON ALL-AMERICA FIRST TEAM (*Collegiate Baseball, Perfect Game*)
- 2014 NATIONAL FRESHMAN OF THE YEAR (*Baseball America*)
- 2014 FRESHMAN ALL-AMERICA, FIRST TEAM (*Baseball America, Perfect Game, NCBWA*)
- 2014 FRESHMAN HITTER OF THE YEAR (NCBWA)
- 2014 ACC ROOKIE OF THE YEAR
- 2014 LOUISVILLE SLUGGER FRESHMAN ALL-AMERICA (*Collegiate Baseball*)
- 2014 ALL-ACC THIRD TEAM

## CAREER HIGHS

<b>At Bats</b>	6, twice
<b>Runs Scored</b>	2, seven times
<b>Hits</b>	4, vs. Notre Dame, 4/20/14
<b>RBI</b>	6, vs. NC State, 3/30/14
<b>Doubles</b>	1, 14 times
<b>Triples</b>	1, three times
<b>Home Runs</b>	2, twice
<b>Walks</b>	3, three times
<b>Steals</b>	N/A
<b>Hitting Streak</b>	9 games

### Freshman (2014)...

Named 2014 ACC Freshman of the Year...Became sixth player in program history to be named *Baseball America* National Freshman of the Year...Earned Louisville Slugger Freshman All-America honors from *Collegiate Baseball Newspaper*...Picked up first-team Freshman All-America honors from *Perfect Game*...Recognized with third-team All-ACC honors at catcher...Batted .298 with 11 home runs and 54 RBI – both team-high totals...Ranked among ACC leaders in nearly every offensive category...Recorded triple slash of .298 average, .427 on-base percentage and .556 slugging percentage...Connected on 14 doubles and three triples...Career-first hit was home run against Florida (Feb. 21), snapping 0-for-17 drought to open career...Went 2-for-4 with home run and two RBI at Florida State (March 2)...Connected on home run against Virginia (March 22), finishing 1-for-3 with two runs scored and two RBI... Recorded three hits in back-to-back games against Virginia (March 24) and FGCU (March 26)...Set career high with six RBI against NC State (March 30), including two home runs...Set career high with four hits against Notre Dame (April 20)...Named ACC Player of the Week (April 28) after hitting 6-for-11 (.545) in sweep of Clemson (April 25-27), including one home run and five RBI...Went 3-for-6 with solo home run against Duke at ACC Championship (May 24)...Recorded second career multi-home run game in NCAA Coral Gables Regional against Bethune-Cookman (June 1), totaling five RBI.

### High School/Prep...


Drafted in 27th round of 2013 Major League Baseball First-Year Player Draft by Cincinnati Reds (No. 825 overall)...Ranked No. 31 high school senior nationwide by *Perfect Game*...Named Rawlings All-America after senior season at American Heritage, hitting .388 with seven doubles, five home runs and 31 RBI...Selected to All-Broward first team by *South Florida Sun-Sentinel* for final two seasons...Named First-Team All-Broward by *Miami Herald* (2012 and 2013) and garnered third-team honors in 2011... Ranked No. 110 Draft-eligible prospect by *Perfect Game* and No. 113 by *Baseball America*.

### Personal...

Parents are Pat and Wendy...Has a sister, Zoe...Transferred to American Heritage for final two seasons after spending sophomore year at Charles Flanagan...Carried 3.7 GPA in high school...Plans to major within School of Business.

## COLLINS CAREER STATISTICS

Season	AVG	GP-GS	AB	R	H	2B	3B	HR	RBI	TB	SLG%	BB	HP	SO	GDP	OBP	SF	SH	SB-ATT	PO	A	E	FLD%
2014	.298	61-58	205	32	61	14	3	11	54	114	.556	42	6	47	2	.427	2	0	0-0	239	29	2	.993



# SEBASTIAN DIAZ

Sophomore | INF | 6-0 | 170

# #9

Southwest Ranches, Fla. | University

### Freshman (2014)...

Saw action in 16 games, including five starts...Hit .179 (5-for-28) with eight runs scored, two doubles and three RBI...Registered career-high two runs against Bethune-Cookman (April 2)... Recorded career-first hit in start against Virginia Tech (April 5)...Connected on career-first home run versus Alabama State (May 2).

### High School/Prep...

Earned Second-Team All-Broward honors from *Miami Herald* after junior season...Named Honorable Mention All-Broward by *Miami Herald* in 2011...Garnered All-Broward Honorable Mention recognition from *South Florida Sun-Sentinel* in back-to-back seasons (2011-12).

### Personal...

Transferred to American Heritage for final two seasons after spending sophomore year at Charles Flanagan...Carried 3.7 GPA in high school...Plans to major within School of Business.

### CAREER HIGHS

#### At Bats

4, four times

#### Runs Scored

2, vs. Bethune, 4/2/14

#### Hits

1, five times

#### RBI

2, vs. Ala. State, 5/2/14

#### Doubles

1, twice

#### Triples

N/A

#### Home Runs

1, vs. Ala. State, 5/2/14

#### Walks

5, vs. Bethune, 4/2/14

#### Steals

N/A

#### Hitting Streak

2 games

### DIAZ CAREER STATISTICS

Season	AVG	GP-GS	AB	R	H	2B	3B	HR	RBI	TB	SLG%	BB	HP	SO	GDP	OBP	SF	SH	SB-ATT	PO	A	E	FLD%
2014	.179	16-5	28	8	5	2	0	1	3	10	.357	7	0	10	0	.343	0	0	0-0	5	11	0	1.000





# RICKY EUSEBIO

Junior | OF | 5-10 | 175

# #2

Homestead, Fla. | Gulliver Prep

## Sophomore (2014)...

Saw action in 44 games, including 13 starts...Batted .263 with 16 runs and seven RBI...Served as one of team's primary defensive replacements in centerfield...Went 1-for-3 with one RBI in season opener against Maine (Feb. 14)...Registered career-best 3-for-5 performance, including career-high three RBI, against FAU (April 23)...Tied career high with three hits at Clemson (April 25)...Finished Clemson series with five hits and three runs scored...Went 2-for-4 with one double and one RBI against Alabama State (May 3)...Made seven straight starts in centerfield from April 23 – May 4.

## Freshman (2013)...

Saw action in 47 games, including 23 starts...Served as primary defensive replacement late in games...Finished with 21 hits in 95 at bats (.221 average) and scored 14 runs...Eight steals (8-for-9) ranked fourth-most...Recorded first career multi-hit game at Florida (March 3)...Went 2-for-5 with two runs in win over Maine (March 5)...Registered season-high five-game hitting streak from March 19 through March 24...Drove in career-high three runs in 11-9 win over Virginia Tech (March 22)...Went 2-for-3 with two runs in 6-4 win over St. John's (May 5).

## High School/Prep...

Four year letterman at Gulliver Prep (2009-12)... Guided team to state championship (2010)... Selected First-Team All-Dade by *Miami Herald*... Second-team All-Dade, All-American and region honorable mention (2010)... Underclassmen All-American and region high honorable mention (2011)... All-Region Florida (2012)... Rawlings All-American honorable mention (2012)... Hit .430 with 4 home runs, 20 RBI, and 20 stolen bases as senior.

## Personal...

Son of Julio and Alina Eusebio... Has one younger sister and one older sister... Majoring within School of Business.

## CAREER HIGHS

### At Bats

5, three times

### Runs Scored

2, four times

### Hits

3, twice

### RBI

3, twice

### Doubles

1, five times

### Triples

N/A

### Home Runs

N/A

### Walks

2, vs. VTech, 3/22/13

### Steals

2, three times

### Hitting Streak

5 games

PLAYERS

## EUSEBIO CAREER STATISTICS

Season	AVG	GP-GS	AB	R	H	2B	3B	HR	RBI	TB	SLG%	BB	HP	SO	GDP	OBP	SF	SH	SB-ATT	PO	A	E	FLD%
2013	.221	47-23	95	14	21	3	0	0	8	24	.253	12	2	26	2	.315	2	8	8-9	52	2	3	.947
2014	.263	44-13	57	16	15	2	0	0	7	17	.298	6	1	14	0	.344	0	1	6-6	33	0	0	1.000
<b>TOTAL</b>	<b>.237</b>	<b>91-36</b>	<b>152</b>	<b>30</b>	<b>36</b>	<b>5</b>	<b>0</b>	<b>0</b>	<b>15</b>	<b>41</b>	<b>.269</b>	<b>18</b>	<b>3</b>	<b>40</b>	<b>2</b>	<b>.325</b>	<b>2</b>	<b>9</b>	<b>14-15</b>	<b>85</b>	<b>2</b>	<b>3</b>	<b>.967</b>





# JACOB HEYWARD

Sophomore | OF | 6-3 | 201

# #24

McDonough, Ga. | Eagle's Landing Christian

### Freshman (2014)...

Saw action in 24 games, including 11 starts...Made career-first start as designated hitter against Maine (Feb. 15)...Recorded career-first hit and run scored against Villanova (March 4)...Started all three games in outfield against Duke (May 9-10)...Went 1-for-3 with career-high three RBI and two runs scored against Blue Devils (May 10)...Set career high with three hits against Duke at ACC Championship (May 24)...Connected on pinch-hit single in NCAA Coral Gables Regional matchup with Texas Tech (June 2).

### High School/Prep...

Drafted in the 38th round of the 2013 Major League Baseball First-Year Player Draft by the Atlanta Braves (No. 1153 overall)...Ranked No. 196 high school senior nationwide and No. 11 player in Georgia by Perfect Game...Batted .331 with nine home runs and 42 RBI senior year, guiding Eagle's Landing Christian Academy to Class A private school championship...Hit .333 with six home runs and 30 RBI junior season.

### Personal...

Younger brother of Atlanta Braves All-Star outfielder Jason Heyward...Parents are Eugene and Laura Heyward...Plans to major within School of Communication.

### CAREER HIGHS

#### At Bats

4, twice

#### Runs Scored

2, twice

#### Hits

3, vs. Duke, 5/24/14

#### RBI

3, vs. Duke, 5/10/14

#### Doubles

1, twice

#### Triples

N/A

#### Home Runs

N/A

#### Walks

1, five times

#### Steals

N/A

#### Hitting Streak

2 games

### HEYWARD CAREER STATISTICS

Season	AVG	GP-GS	AB	R	H	2B	3B	HR	RBI	TB	SLG%	BB	HP	SO	GDP	OBP	SF	SH	SB-ATT	PO	A	E	FLD%
2014	.205	24-11	44	8	9	2	0	0	4	11	.250	5	2	17	1	.314	0	2	0-1	17	0	0	1.000



# GARRETT KENNEDY

Senior | C | 6-1 | 210

# #40

Davie, Fla. | Archbishop McCarthy

**2014 CORAL GABLES REGIONAL ALL-TOURNAMENT TEAM**  
**2013 LOUISVILLE REGIONAL ALL-TOURNAMENT TEAM**

### Junior (2014)...

Saw action in 43 games, including 38 starts at catcher...Batted .231 with three doubles, two home runs and 16 RBI...Went 1-for-3 with two RBI in win over Maine (Feb. 16)...Connected on home runs in back-to-back games against Florida (Feb. 21-22)...Went 1-for-2 with two runs in win over Boston College (March 7)...Went 2-for-3 with one RBI in win over FGCU (March 26)...Finished 2-for-4 with two runs in finale against NC State (March 30)...Registered season-best four-game hitting streak from May 4 – May 17...Went 2-for-3 with one run and one RBI in NCAA Coral Gables Regional matchup with Bethune-Cookman (June 1).

### Sophomore (2013)...

Saw action in 45 games including 39 starts...Finished season with .282 average (35 hits in 124 at bats), third-highest mark of any regular starter...417 on-base percentage and 27 walks ranked second...Three home runs ranked second-most of any player...Added four doubles and drove in 16 runs...Recorded six multi-hit games...Connected on career-first home run against Florida (March 3)...Went 2-for-3 with career-high three runs in 8-2 win over Stetson (April 10)...Tied career high with three runs in series opener against St. John's (May 3)...Hit second career home run against Wake Forest (May 12)...Led team with seven hits in 20 postseason at bats (.350 average) ...Recorded career-first three-hit, three-RBI game against Oklahoma State (May 31) at Louisville Regional...Named to Louisville Regional All-Tournament Team.

### Freshman (2012)...

Started 31 games behind plate in first season with Hurricanes...Impressed defensively in role as starter...Connected for 14 hits in 85 at-bats (.165 average), scoring six runs on year...Recorded an impressive 23:18 strikeout-to-walk ratio...Registered first career multi-hit game in 2-for-3 showing on road at Florida State (April 21)...Also recorded multi-hit games against Georgia Tech (May 18) and in ACC Tournament match-up with NC State (May 23).

### High School/Prep...

Played for Richard Bielski at Archbishop McCarthy High School... Two-time recipient of Defensive Player of the Year Award... In senior year, led team to both state and national championships with 29-3 record... Batted .390 with two home runs and 26 RBI... In junior year, team won state championship with 27-5 record... Registered .420 batting average as junior with four homers and eight stolen bases... Played summer league the All-American Prospects under head coach Dave Parra.

### Personal...

Major is economics... Parents are Jim and Valay Kennedy... Has an older sister, Marissa.

### CAREER HIGHS

#### At Bats

5, vs. St. Thom., 3/28/12

#### Runs Scored

3, twice

#### Hits

3, vs. Ok. State, 5/31/13

#### RBI

3, vs. Ok. State, 5/31/13

#### Doubles

1, seven times

#### Triples

N/A

#### Home Runs

1, five times

#### Walks

3, vs. St. John's, 3/5/13

#### Steals

1, vs. UCF, 4/9/14

#### Hitting Streak

4 games

### KENNEDY CAREER STATISTICS

Season	AVG	GP-GS	AB	R	H	2B	3B	HR	RBI	TB	SLG%	BB	HP	SO	GDP	OBP	SF	SH	SB-ATT	PO	A	E	FLD%
2012	.165	40-31	85	6	14	0	0	0	4	14	.165	18	0	23	1	.308	1	7	0-1	243	30	5	.982
2013	.282	45-39	124	17	35	4	0	3	16	48	.387	27	3	24	1	.417	2	0	0-2	282	32	0	1.000
2014	.231	43-38	117	14	27	3	0	2	16	36	.308	15	4	23	1	.336	1	4	1-1	306	31	5	.985
<b>TOTAL</b>	<b>.233</b>	<b>128-108</b>	<b>326</b>	<b>37</b>	<b>76</b>	<b>7</b>	<b>0</b>	<b>5</b>	<b>36</b>	<b>98</b>	<b>.300</b>	<b>60</b>	<b>7</b>	<b>70</b>	<b>3</b>	<b>.364</b>	<b>4</b>	<b>11</b>	<b>1-4</b>	<b>831</b>	<b>93</b>	<b>10</b>	<b>.989</b>



# BRANDON LOPEZ

Junior | SS | 6-1 | 170

# #51

Miramar, Fla. | American Heritage

### Sophomore (2014)...

Started final 56 games of season at shortstop after missing time due to injury...Batted .233 with 29 RBI...Scored 23 runs...Connected on six doubles and one triple...Nine multi-RBI games were second-most on team...12 multi-hit games ranked sixth-most...Made season debut against Florida State (Feb. 28)...Went 2-for-4 with career-high-tying four RBI against Boston College (March 7)...Went 2-for-4 with two RBI in win over NC State (March 30)...Recorded season-long six-game hitting streak from May 4 – May 16...Went 2-for-7 in 16-inning win over North Carolina (May 16)...Finished 2-for-3 in NCAA Coral Gables Regional matchup with Bethune-Cookman...Recorded two of team's three hits in regional finale against Texas Tech (June 2).

### Freshman (2013)...

Saw action in 59 games at shortstop, including 58 starts – third-most of any player...Connected for 44 hits in 181 at bats (.243 average), including one double and one home run...Drove in 15 runs...Registered 10 multi-hit games, tied for fifth-most on team ...Went 2-for-2 with one run in career debut against Rutgers (Feb. 16)...Recorded career-best seven-game hitting streak from Feb. 24 through March 5...Went 3-for-4 in series-opening win at Florida (March 1)...Drove in two runs in win over Maine (March 5)... Connected for career-first home run at Wake Forest (May 10)...Finished series with Demon Deacons batting .416 (5-for-12 ) with team-high totals of five hits and five RBI, including all four in 5-4 game two loss (May 11)...Recorded first career postseason RBI in 7-0 shut-out of Oklahoma State (May 31) at Louisville Regional.

### High School/Prep...

Ranked No. 13 freshman nationwide by *Baseball America* entering 2013 season...Drafted in 34th round of 2012 MLB First-Year Player Draft by Toronto Blue Jays...Named Rawlings Third-Team All-America in 2012...Selected First-Team All-Broward by *Miami Herald* after hitting .406 with three home runs and 19 RBIs senior year.

### Personal...

Son of Omar and Evelyn Lopez...Has two younger sisters, Natalie (18) and Jennifer (17) ... Has younger brother, Zachary (13) ... Major is sports administration.

### CAREER HIGHS

#### At Bats

7, vs. UNC, 5/16/14

#### Runs

2, five times

#### Hits

3, four times

#### RBI

4, twice

#### Doubles

1, seven times

#### Triples

1, vs. BC, 3/7/14

#### Home Runs

1, vs. Wake, 5/10/13

#### Walks

3, twice

#### Steals

2, vs. Clemson, 4/27/14

#### Hitting Streak

7 games

PLAYERS

### LOPEZ CAREER STATISTICS

Season	AVG	GP-GS	AB	R	H	2B	3B	HR	RBI	TB	SLG%	BB	HP	SO	GDP	OBP	SF	SH	SB-ATT	PO	A	E	FLD%
2013	.243	59-58	181	17	44	1	0	1	15	48	.265	19	2	37	4	.322	0	9	5-7	74	168	12	.953
2014	.233	56-56	189	23	44	6	1	0	29	52	.275	24	2	27	9	.320	4	7	6-11	85	176	11	.960
<b>TOTAL</b>	<b>.239</b>	<b>115-114</b>	<b>370</b>	<b>40</b>	<b>88</b>	<b>7</b>	<b>1</b>	<b>1</b>	<b>44</b>	<b>100</b>	<b>.270</b>	<b>43</b>	<b>4</b>	<b>64</b>	<b>13</b>	<b>.321</b>	<b>4</b>	<b>16</b>	<b>11-18</b>	<b>159</b>	<b>344</b>	<b>23</b>	<b>.956</b>



# EDGAR MICHELANGELI

Redshirt Sophomore | INF | 6-1 | 210

# #42

Miami, Fla. | Florida Christian

### Redshirt Freshman (2014)...

Made 18 appearances including 10 starts...Batted .196 with nine hits in 46 at bats...Recorded three doubles and nine RBI...Made career-first start against Stetson (March 12)...Started at third base each game of Georgia Tech series (March 14-15), finishing with three hits and three RBI...Recorded career-high two RBI against Yellow Jackets (March 15).

### Freshman (2013)...

Sat out season due to NCAA transfer regulations.

### High School/Prep...

Three-year letterwinner at nearby Florida Christian (2010-12)...Sat out 2013 season due to NCAA transfer rules after enrolling at Miami-Dade College in the fall of 2012...Hit .413 with six homeruns and 32 RBI's as a junior at Florida Christian.

### CAREER HIGHS

#### At Bats

4, five times

#### Runs

1, four times

#### Hits

1, nine times

#### RBI

2, vs. GTech, 3/15/14

#### Doubles

1, three times

#### Triples

N/A

#### Home Runs

N/A

#### Walks

1, four times

#### Steals

N/A

#### Hitting Streak

4 games

PLAYERS

### MICHELANGELI CAREER STATISTICS

Season	AVG	GP-GS	AB	R	H	2B	3B	HR	RBI	TB	SLG%	BB	HP	SO	GDP	OBP	SF	SH	SB-ATT	PO	A	E	FLD%
2014	.196	18-10	46	4	9	3	0	0	9	12	.261	4	0	15	2	.260	0	2	0-1	4	22	3	.897



# JOHNNY RUIZ

Sophomore | INF | 5-11 | 195

# #4

Coral Gables, Fla. | Westminster Christian

### Freshman (2014)...

Saw action in 45 games, including 38 starts...Batted .229 with seven doubles and 11 RBI...Took over starting third base job halfway through season...Recorded career-first hit against FAU (Feb. 19)...Went 2-for-2 with one run against FGCU (March 19)...Knocked in two runs against Virginia (March 23)...Set career high with three hits against FGCU (March 26)...Recorded six-game hitting streak from April 11 – May 7...Tied career high with three hits against Pitt (April 13)...Missed nine games late in season due to labrum injury...Connected on two doubles in ACC Championship tilt with Duke (May 24)...Went 2-for-4 in NCAA Coral Gables Regional loss to Texas Tech (May 31).

### High School/Prep...

Garnered 2013 4A-2A Player of the Year honors and First-Team All-Dade recognition from *Miami Herald*...Hit .564 with five homeruns and 40 RBI during final season at Westminster Christian...Garnered all-state honors from Florida Athletic Coaches Association (FACA)...Named team MVP...Earned First-Team All-Dade honors as a junior, hitting .505 with five homeruns and 21 RBI...Hit .361 in first season and .444 sophomore year.

### Personal...

Full name is Johnny Hasan Ruiz...Son of John and Mayra Ruiz...Has a brother Alex (14) and sister Cristy (16)...Intends to major within School of Business.

### CAREER HIGHS

#### At Bats

6, vs. UNC, 5/16/14

#### Runs

2, five times

#### Hits

3, twice

#### RBI

2, three times

#### Doubles

2, vs. Duke, 5/24/14

#### Triples

N/A

#### Home Runs

N/A

#### Walks

2, seven times

#### Steals

1, twice

#### Hitting Streak

6 games

### RUIZ CAREER STATISTICS

Season	AVG	GP-GS	AB	R	H	2B	3B	HR	RBI	TB	SLG%	BB	HP	SO	GDP	OBP	SF	SH	SB-ATT	PO	A	E	FLD%
2014	.229	45-38	131	22	30	7	0	0	11	37	.282	24	2	24	2	.352	2	6	2-4	26	83	11	.908





# DAVID THOMPSON

Junior | 3B | 6-2 | 225

# #8

Miami, Fla. | Westminster Christian

**2013 FRESHMAN ALL-AMERICA SECOND TEAM** (*Perfect Game*)  
**2013 LOUISVILLE REGIONAL ALL-TOURNAMENT TEAM**

### Sophomore (2014)...

Started 30 contests and batted .278 with six doubles and 15 RBI...Missed 32 games in middle of season due to Thoracic Outlet Syndrome, which required surgery...Batted .600 (6-for-10) with four runs scored in series with Georgia Tech (March 14-15)...Made return to lineup in North Carolina series (May 16-17) and finished with four hits and three runs scored...Delivered go-ahead RBI double in NCAA Coral Gables Regional contest against Texas Tech (June 1).

### Freshman (2013)...

Saw action in 52 games including 51 starts...Recognized with second-team Freshman All-America honors by Perfect Game...Opened season at first base, switched to third base midseason...Led team in several offensive categories, including home runs (six), runs batted in (46), total bases (84) and multi-RBI games (14)...Ranked second in batting average (.286), doubles (14) and multi-hit games (17)...Reached base in each of final 28 games...Went 1-for-3 with two RBI in debut against Rutgers (Feb. 16)... Hit career-first home run in 5-4 win at Florida Atlantic (Feb. 20)...Delivered game-winning RBI single in ninth inning of team's 3-2 win at Florida (March 1)...Connected on first home run at home in 5-0 win over UCF (March 6)...Delivered career highs of three runs and five RBI in 11-7 win over Georgia Tech (May 17)...Went 6-for-20 (.300) in six postseason starts, including one double, three runs, and four RBI.

### High School/Prep...

Four year letterman in baseball and football (2009-12)... Three-year letterman in basketball (2009-11)... Was first three-time *Miami Herald* Athlete of the Year... All-Dade County (2009-12)... State home run leader for single season (19) and career (55)... Under Armour All-American... Semper Fi All-American.

### Personal...

Son of Ed and Jenn Thompson... Has an older brother, Matt .. Has an older sister, Abby... Sister-in-law is Laura ... Major is sports administration.

### CAREER HIGHS

#### At Bats

5, five times

#### Runs Scored

3, vs. GTech, 5/17/13

#### Hits

2, 14 times

#### RBI

5, vs. GTech, 5/17/13

#### Doubles

2, twice

#### Triples

N/A

#### Home Runs

1, six times

#### Walks

2, three times

#### Steals

1, three times

#### Hitting Streak

9 games

### THOMPSON CAREER STATISTICS

Season	AVG	GP-GS	AB	R	H	2B	3B	HR	RBI	TB	SLG%	BB	HP	SO	GDP	OBP	SF	SH	SB-ATT	PO	A	E	FLD%
2013	.286	52-51	182	22	52	14	0	6	46	84	.462	20	5	30	8	.368	2	3	3-5	172	78	13	.951
2014	.278	30-30	108	15	30	6	1	0	15	38	.352	14	2	17	2	.368	1	3	0-1	232	28	5	.981
<b>TOTAL</b>	<b>.283</b>	<b>82-81</b>	<b>290</b>	<b>37</b>	<b>82</b>	<b>20</b>	<b>1</b>	<b>6</b>	<b>61</b>	<b>122</b>	<b>.420</b>	<b>34</b>	<b>7</b>	<b>47</b>	<b>10</b>	<b>.368</b>	<b>3</b>	<b>6</b>	<b>3-6</b>	<b>404</b>	<b>106</b>	<b>18</b>	<b>.966</b>



# DANIEL BRIGGI

Senior | RHP | 6-0 | 190

# #38

Croton, N.Y. | Hendrick Hudson

#### High School/Prep...

Finished senior season 5-3 with 2.80 ERA at Hendrick Hudson ... Added one save ... Earned all-league recognition senior season ... Played two seasons with Sailors.

#### Personal...

Parents are Mary-Pat and Larry ... Has two younger brothers - Conor (19) and Jack (15) ... Major is economics ... Plans to attend medical school after graduation.



# CARL CHESTER

Freshman | OF | 6-0 | 190

# #45

Longwood, Fla. | Lake Brantley

#### High School...

Selected in 38th round of 2014 MLB First-Year Player Draft by Milwaukee Brewers...Ranked No. 68 national high school prospect by *Perfect Game*...Rated No. 69 high school prospect by *Baseball America*...Four-year letterwinner Lake Brantley...Named *Perfect Game* All-American...Helped lead team to 8A state championship in 2013... Ranked among top seniors nationwide...Batted .314 with one home run, 19 RBI and 17 stolen bases in final season...Earned All-Conference First Team recognition in final three seasons (2012-14)...Played club baseball with Orlando Scorpions.

#### Personal...

Parents are Jill and Dana...Has one brother, Cody (14) and two sisters, Kristen (28) and Katelyn (25)...Plans to major in sports administration.



# PETER CROCITTO

Freshman | C/3B | 6-0 | 205

# #44


Palm City, Fla. | South Fork

#### High School/Prep...

Four-year letterman and two-time first-team All-Area selection (Martin County) at South Fork (2012-13)...Named team MVP in final season...Sportsmanship Player of the Year Award winner for last two seasons at South Fork...Named Prospect Wire World Series MVP...Perfect Game High School honorable Mention selection from 2012-14... Hit. 396 with one home run in final season...Hit. 409 junior season, .394 sophomore season and .350 freshman season.

#### Personal...

Son of Peter and Louise Crocitto...National Honor Society invitee at South Fork...Earned Academic Scholar Award for GPA of 3.0 or higher...Intends to major in sports administration.



# DANIEL EPSTEIN

Freshman | LHP | 6-0 | 160

# #49

Weston, Fla. | University School

#### High School/Prep...

Four-year letterwinner at University School...Finished senior season with 1.40 ERA and .321 batting average...Finished 14-of-16 on stolen base attempts...Struck out 11 batters compared to just two walks in final season.

#### Personal...

Son of David and Jodi Epstein...Has one brother and one sister...Plans to major within School of Business.



# ANDY HONIOTES

Freshman | RHP | 6-3 | 190

# #32

Geneva, Ill. | Geneva Community

#### High School...

Three-year letterwinner at Geneva Community HS...Set school record for WHIP junior year (0.94)...Named to all-conference team in 2012 and *Perfect Game* Preseason All-American in 2013...Went 7-0 in eight starts in 2012...Finished year with 1.01 ERA and .94 WHIP...Earned MVP honors at 2011 *Perfect Game* National Games (San Diego, Calif.)...Named to 2012 USA National Team at Tournament of Stars.

#### Personal...

Son of Kelly Katich...Grandfather was inspiration to play sports growing up...Siblings are Ryan (13) and Payton (17)...Intends to major in sports administration.



# GEORGE ISKENDERIAN

Junior | INF | 6-0 | 190

# #7

Englewood Cliffs, N.J. | Don Bosco Prep | Indian River

#### Sophomore (2014, Indian River Community College)...

Selected by St. Louis Cardinals in 34th round of 2014 MLB First-Year Player Draft out of IRCC...Transferred for sophomore season...Hit .373 with one home run and 23 RBI in 40 games.

#### Freshman (2013, South Carolina)...


Played in 16 games with nine starts, hit .250 (9-for-36) with six runs scored, one double and six RBI...Walked and scored run in 19-2 win over Tennessee ... 2-for-4 with one RBI and one run scored in 6-5 loss to Furman...RBI single in 6-3 win over Texas A&M...1-for-1 with one run scored in 12-4 win over Davidson...1-for-3 with two RBI in 12-3 win over USC Upstate...1-for-3 with one run scored in 2-0 win over Rider... Named to SEC First-Year Academic Honor Roll.

#### High School...

Rated No. 321 best high school prospect in nation and No. 3 best prospect in state of New Jersey by *Perfect Game* ... 2012 All-Bergen County and 2012 North Jersey All-Star ... Hit .448 (30-for-67) with six doubles and two triples while scoring 24 runs senior year ... Helped lead Don Bosco Prep to 2012 NJSIAA North Jersey, Non-Public A title and played for state championship .

#### Personal...

Parents are Vinny and Angela...Has two sisters, Teresa and Catherine...Intends to major in economics.



# JESSE LEPORE

Freshman | RHP | 6-4 | 210

# #55


Beverly Hills, Fla. | Trinity Catholic

**High School...**

Ranked No. 210 national high school prospect by *Perfect Game*...Four-year letterwinner at Trinity Catholic...Led team to state championship in final season...Named 2014 FACA 4A Player of the Year and 2014 Florida Dairy Farmers 4A Player of the Year...Earned Pitcher of the Year recognition from *Ocala Star-Banner* in 2014...Finished final season with 8-1 record...Struck out 97 batters in 55.1 innings, allowing just five earned runs with 0.63 ERA...Struck out 111 batters junior season, finishing with 1.20 ERA.

**Personal...**

Son of John and Linda...Has two brothers, Jon (25) and Joe (23)...Won English Award and Student-Athlete Award in final year at Trinity Catholic...Boasted 4.4 cumulative GPA...Member of Spanish Honor Society...Intends to major in sports administration.



# MICHAEL MEDIAVILLA

Freshman | LHP | 6-5 | 225

# #18

Hialeah, Fla. | Mater Academy

**High School/Prep...**

Selected by Cincinnati Reds in 40th Round of 2014 MLB First-Year Player Draft...Ranked No. 240 national high school prospect by *Perfect Game*...Four-year letterwinner at Mater Academy...Helped lead Mater to 2014 state championship and back-to-back district championships...Earned all-state recognition final two seasons...Finished pitching career with 25-4 record and 237 strikeouts...Hit seven home runs with 143 RBI over four seasons, including three home runs and 41 RBI in final year...Batted career-best .480 junior season.

**Personal...**

Parents are Angel and Raysa...Has three siblings - one brother and two sisters...Plans to major in sport administration.



# DEVIN MEYER

Freshman | RHP | 6-3 | 190

# #35

Coral Springs, Fla. | Coral Springs Christian Academy

**High School/Prep...**

Four-year letterwinner at Coral Springs Christian Academy...Earned All-County first-team recognition from *Miami Herald* junior season, posting 0.36 ERA with 64 strikeouts compared to eight walks...Helped lead team to two district championships and one regional championship...Tossed four shutouts and five complete games junior year...Missed senior season due to surgery.

**Personal...**

Parents are Dan and Kendra...Has one sister, Kara (21)...Undecided on intended major.



# KEVEN PIMENTEL

Freshman | RHP | 6-3 | 225

# #37

Huntington Station, N.Y. | Montverde Academy

#### High School/Prep...

Ranked No. 105 national high school prospect by *Perfect Game*...Five-year letterwinner in baseball, including eighth grade...Transferred to Montverde Academy prior to final season...Earned all-conference recognition and All-America honors from *Perfect Game*...Name to 2014 Louisville Slugger Preseason All-America first team.

#### Personal...

Parents are Billy and Fe...Has one brother, Elian (13)...Plans to major in sports administration.



# MALIK ROSIER

Freshman | OF | 6-3 | 213

# #28

Mobile, Ala. | Faith Academy

#### High School/Prep...

Four-year letterman at Faith Academy...Played catcher first three seasons before switching to outfield...Hit over .400 junior season as starting catcher for Rams...Also playing quarterback for football team at Miami.

#### Personal...

Parents are Dana Hudson and Eli Rosier...Has four sisters - Chelsea, Taylor, Jordan and Alonna...Majoring in School of Business.



# JUSTIN SMITH

Freshman | OF | 6-2 | 205

# #10

St. John's, Fla. | Bartram Trail


#### High School/Prep...

Ranked No. 51 national high school prospect by *Perfect Game*...Ranked No. 43 high school prospect by *Baseball America*...Four-year letterwinner at Bartram Trail...Also lettered two years in basketball...Named *Perfect Game* First Team All-American four seasons (2011-14)...Earned All-First Coast Honorable Mention honors from *Florida Times-Union* junior season (2013)...Recognized with All-County Honorable Mention honors by *The St. Augustine Record* junior season (2013)...Named to 2013 *Perfect Game* All-American Classic...Selected to *The Record*'s All-County First Team freshman season (2011).

#### Personal...

Parents are Brian and Rita...Has one brother Brian, Jr. (22) and one sister, Breann (22)...Plans to major within School of Business.





# LUKE SPANGLER

Freshman | LHP | 6-0 | 160

# #22

Cape Coral, Fla. | Cape Coral

#### High School/Prep...

Ranked No. 233 national high school prospect by *Perfect Game*...Four-year letterman at Cape Coral...Career record of 11-4 on mound with 100 strikeouts over career...Also batted .278 with 24 RBI and 42 runs scored in first three seasons...Missed most of junior year due to arm surgery...Went 2-0 in seven appearances senior season, striking out 22 batters in 13.1 innings.

#### Personal...

Parents are Lewis and Yuko...Hsa two brothers - Koji and Cain...Intends to major in sports administration.



## **HISTORY**

---

Baseball in South Florida: A Hurricane Tradition .....	43
Miami Skippers .....	44
Ron Fraser: "The Wizard" of College Baseball.....	45
The Sugarcanes: The Original Batgirls.....	46
Yearly Records.....	47
All-Time Results.....	48-63
Series History .....	64-65
Series Results.....	66-88
NCAA Tournament History.....	89
College Baseball Hall of Fame Inductees.....	90-91
National Award Winners .....	92
All-Americans.....	93-94
Retired Numbers .....	95
MLB #ProCanes .....	96
MLB Draft Picks/Signees .....	97-99
All-Time Lettermen.....	100-103
Attendance.....	104
UM Sports Hall of Fame.....	105

## BASEBALL IN SOUTH FLORIDA: A HURRICANE TRADITION

The University of Miami baseball program thrives as one of the best in the country as well as one of the most notable in South Florida's baseball history.

Miami's first varsity game was played at Miami Field, near Miami Senior High School, in the spring of 1940. The afternoon of March 26 saw the "Hurricane nine" defeat Newberry (S.C.) College in a 13-12 thriller. Games were actually played at UM briefly in the late 1920s and early 1930s, but were discontinued until a decade later when Jack Harding resurrected the sport at the varsity level in 1940. Harding was the Hurricanes' football coach from 1937-42 and following World War II from 1945-47, as well as serving as UM's Athletic Director for 26 years. Baseball once again took a hiatus at Miami until 1946 when former UM football standout Eddie Dunn led the Hurricanes back onto the diamond.

From Major League Baseball, minor league organizations and top college and high school action, baseball and Miami have long been joined. Although amateur clubs were playing in Miami before the turn of the 20th century, the first official team appeared in 1912 with the minor league entry of the Miami Magicians of the Class D East Florida State League. The Magicians competed until the U.S. entered World War I.

Teams in the Florida East Coast League, including the Miami Wahoos, Miami Beach

Flamingos, Fort Lauderdale Tarpons and West Palm Beach Indians, suspended operations in 1943 until the end of the war. From 1946 through 1955, a large portion of UM's schedule was against military service teams throughout the Southeast.

Construction on Miami Stadium began in late 1948 and opened in August 1949. At the time, the 9,000-seat stadium was hailed as one of the finest and most beautiful in baseball. The Hurricanes were still playing at Miami Field, as were numerous minor league, high school and major league exhibitions. The opening of the new state-of-the-art facility near downtown Miami gave way to games with the Hurricanes playing the likes of the Brooklyn Dodgers, Ft. Lauderdale Braves, Miami Beach Flamingos and Miami Beach Sun Sox as early as 1950.

The Marlins nickname made its first appearance in 1956 when the Triple A franchise from Syracuse, N.Y., moved south into Miami Stadium. Legendary baseball promoter Bill Veeck was brought in to run the team and one of his first hires was former Boston Red Sox Hall of Famer and UM head coach Jimmie Foxx. Foxx spent two seasons as head coach of the Hurricanes in 1956 and 1957.

The University of Miami became a major factor on the national collegiate baseball scene when the school hired Ron Fraser to guide the program in 1962. Fraser came to Miami at a time when the

nation's concerns were focused 90 miles from Key West's shores in the Cuban Missile Crisis. He was an All-American player at Florida State in the late 1950s and was the mentor of the Dutch National Team for three years before Miami lured him to Coral Gables. Over the span of 30 years, "The Wizard of College Baseball" built what many considered the model collegiate program.

The Hurricanes won big under Fraser, becoming a regular participant in the College World Series and winning two National Championships in the 1980s. It was also under Fraser that Miami made the upgrades to Mark Light Field and proved to many skeptics that college baseball could also be successful at the gate.

From Fraser to Jim Morris, the Hurricanes are still a big draw in town and annually place among college baseball's top 15. The success of the program has only escalated under Morris with two National Championships in 1999 and 2001, along with numerous All-Americans and Major League Baseball Draft selections.

The most recent renovations to Alex Rodriguez Park at Mark Light Field, which include postseason pennants draping the main concourse and a retired numbers installation along the exterior locker room wall prior to the 2014 season, have contributed to South Florida's already rich baseball history.

# MIAMI SKIPPERS

## EDDIE DUNN

**1946-1954: 82-73-1 (.522)**

The Post World War II era saw the rebirth of the University of Miami baseball program with former Hurricane football standout and eventual head coach Eddie Dunn at the helm.

Dunn was a nationally acclaimed running back for the Hurricanes from 1936-38 and later took the reins of the program from 1943-44 when gridiron coach Jack Harding left for service in the Navy. Dunn also served two seasons under Hart Morris on the men's basketball team, as well.

Over 60 years later, Dunn still remains ranked among UM's all-time top 10 in all-purpose yards (#3, 3,476), touchdowns (#5, 25), rushing yards (#8, 1,778) and points scored (#10, 160). His two football seasons saw UM go 5-1 in 1943 and 1-7-1 in '44, prior to the return of Harding to the UM sideline.

It was at that point when the Athletic Department enlisted the service of Dunn to resurrect both the basketball and baseball programs to varsity level during the post World War II era. UM had one previous season of varsity baseball in 1940 along with years of freshman class-level play.

Against teams from the state of Florida, military bases and around the Southeast, Dunn guided UM to an 82-73-2 mark over his nine seasons. His 1947 club went 11-2, followed by his second-best mark of 14-8 in '49. Dunn, who was raised in Miami, was the father of UM football All-American and Pittsburgh Steeler great Gary Dunn.

## PERRY MOSS

**1957: 15-7 (.682)**

Legendary head coach Perry Moss served one season at the helm of the Miami baseball program in 1955. His Hurricanes went 15-7, including wins over Florida and Florida State. Moss' name is synonymous with the sport of football. Up until the 2000 season, Moss could be found pacing the sidelines of the Arena Football League's Jacksonville Tomcats. An amazing career within the sport of football, Moss has held head coach, front office and assistant coach roles in the NFL, CFL, WFL, USFL and both Arena leagues.

## JIMMIE FOXX

**1956-1957: 20-20 (.500)**

Major League Baseball Hall of Famer Jimmie Foxx spent two seasons in Coral Gables in 1956 and 1957. With a 20-20 combined record, Foxx's Hurricanes picked up wins over Florida State and Yale.

Foxx was inducted into the MLB Hall of Fame in 1951 after a stellar professional career that spanned 20 years with the Athletics, Red Sox, Cubs and Phillies. Foxx was the leagues' most valuable player three times (1932, '33, '38), while being selected to the all-star team from 1933-41. One of baseball's most feared batters, Foxx led the league in batting average (1933, '38), home runs (1932, '33, '35, '39), RBI (1932, '33, '38). He was the triple-crown winner in 1933 and still holds numerous Boston Red Sox records.

## WHITEY CAMPBELL

**1958, 1960-1962: 69-36-3 (.653)**

Former Miami four-sport star Whitey Campbell, a member of the UM Sports Hall of Fame, spent four seasons as head coach of the baseball program (1958, 1960-62). His Hurricanes were successful with a 69-36-3 combined record with highlight wins over Florida, Florida State, Jacksonville, Army, Georgia Tech and Ohio State.

Campbell, who was nicknamed "Mr. Athletics", saw action with the football, baseball and basketball programs earning 12 overall letters. He was also an assistant on the UM football coaching staff during two separate periods in the 1950's and 1960's, as well as holding assistant football coach positions at Montana, Navy and Kentucky.

In baseball, Campbell batted .301 as a freshman, .412 as a sophomore, .328 as a junior and .428 in his senior year. In football, Campbell set numerous Miami receiving records while becoming the basketball programs' first 1,000-point scorer.

## JACK HARDING

**1940, 1959: 16-14-1 (.516)**

Jack Harding served as head coach of the baseball program prior to World War II in 1940 and then again in 1959. His 1959 squad went 15-10-1 with big wins over Yale, Georgia Tech and Ohio State. Harding also served as Athletics Director at Miami from 1948-63 and then nine seasons as the head football coach (1937-42, 45-47).

His football teams went 54-23-3 during his tenure, including a 13-10 victory over Holy Cross in the Orange Bowl. During his stay at Miami, Harding left UM to serve in the United States Navy. The football program named its Most Valuable Player award the Jack Harding Award, given annually since 1963.

Harding learned his football at the University of Pittsburgh, where he was a quarterback under legendary head coach Glenn "Pop" Warner. He then went on to coach at Scranton University prior to arriving in Coral Gables.

## BRAD KELLEY

**1993: 36-22 (.621)**

Longtime baseball assistant coach Brad Kelley served one season as the head coach in 1993, following the departure of legendary UM coach Ron Fraser.

His team went 36-22 in 1993, including wins over Long Beach State, Florida, Florida State and Rice.

Kelly served eight seasons as an assistant coach under Fraser, handling the UM pitching staff for six seasons. Kelly also served as an assistant coach on the United States national team as Fraser's top aide at the 1987 Pan American Games in Indianapolis.

At the Games, the USA earned the silver medal to World Champion Cuba's gold medal. The USA defeated Cuba three of the seven meetings at the Games.



## RON FRASER: "THE WIZARD OF COLLEGE BASEBALL"

There was that time when Ron Fraser received a phone call from friend and former Yankees slugger Joe DiMaggio, who had just attended a preseason Miami baseball practice a few days prior. DiMaggio had remembered a flaw in one of Coach Fraser's players swing and relayed over the phone some tips on correction. Fraser took the suggestion and began to work with the player. Future Hall of Famer Ernie Yaroshuk batted an amazing .448 during his senior season and was drafted by Philadelphia.

Then there was the time that Fraser had to call upon some old buddies to help save his team, which was rumored for contraction in its early stages. St. Louis Cardinals Hall of Famer Stan Musial and Major League broadcaster Joe Garagiola showed up and hosted a Miami baseball benefit, which in turn gained the necessary attention and support from the administration for continuing Fraser's young club's survival.

Or how about the time Fraser spent a couple of weeks in Bristol, Conn., campaigning his sports' presence with ESPN. Fraser's goal was to get the Hurricanes on TV against college baseball's biggest power, USC. What would become the first college baseball game ever on television was first to be just a one-game broadcast on tape delay. After the weekend series against the Trojans in Coral Gables was completed, Miami had defeated USC three consecutive games with each game broadcast live.

Did you know that a usually modest Boston Red Sox Hall of Famer Ted Williams once rode out from centerfield sitting in a giant sized glove in efforts to draw fans to Fraser's ballpark? Legendary Yankees broadcaster Mel Allen introduced him.

Fraser always seemed a step ahead of most. His early vision of the sport came when the rest started to think his way 20 years later. It is evidenced in the migration of the sports' top celebrities to Coral Gables and their teams' annual exhibitions against the Hurricanes a reflection of Fraser's baseball genius.

Ronald "Ron" George Fraser came

to the University of Miami in 1962 after serving the Dutch National Team that lasted three years and produced three European Championships. His international reputation earned him the job at Miami, succeeding Whitey Campbell. He was actually noticed by UM officials on the television show "What's My Line?" Fraser was a success on the show as he stumped the panel and unknowingly won over his future employer.

In the beginning, the support wasn't there. Fraser had nearly no money for his program and had to work days at a Coral Gables youth center. He didn't have the scholarships for his players, uniforms, nor bats or balls. Uniforms came from elsewhere, like the ones the Army program gave to Miami. Fraser recalled that the "A" and "Y" of Army were clearly visible around the freshly embroidered "Miami". Some of the first uniforms were bought from a Lucky Strike cigarette ad. Another friend of Fraser's, this one who designed Italian suits, created uniforms that were second to none with bright lime green as the dominant color.

What was first a rusty, rugged and dust-blown park soon transformed into a place where baseball was thriving. Balls and bats showed up at the park on the southwest corner of campus. The scholarships took 10 years, but you would have never known by the success of the program, nationally and abroad. Fraser received six scholarships in 1973, the team responded with 10 more victories. He got six more for 1974. His team went 51-11 and played for the national championship in its first College World Series appearance.

The Miami program really began to blossom following that first CWS appearance. Miami was annually among the leaders in attendance and eventually drew a decade-best 1.27 million in the 1980s. Two thousand to 4,000 fans were coming on average 10 years after Miami was lucky to have 100 show up for a game. Through Fraser's efforts, Mark Light Field, which was funded with the private donation largely from George and Ethel Light, was dedicated in 1973.

It was Fraser's knack for marketing and promotion that drew the masses and earned him the nickname "The Wizard of College Baseball". Miami players were wearing white shoes and colored gloves before Charlie Finley tried the same with his Oakland A's. Fraser was the first to hire batgirls and was the first to wear green gloves on St. Patrick's Day. There were incredible car and vacation giveaways, income tax night and the San Diego Chicken.

Perhaps Fraser's biggest extravaganza was the baseball fundraiser dubbed "A Night With Ron Fraser" on February 16, 1977, a \$5,000-a-plate gourmet dinner on the infield. Five-star chefs served a 10-course dinner of caviar, Alaskan king crab legs and pheasant under glass. A harpist in a white tuxedo played on the mound and violinists strolled among the tables. It was a huge success, covered by media from across the world.

His 30-year career at Miami that spanned more three decades, Fraser produced a 1,271-438-9 record with a NCAA-record 20 straight postseason appearances and 12 trips to the College World Series with national championships in 1982 and 1985. He is a 26-time coach of the year and a member of 10 halls of fame, including the inaugural class of the College Baseball Foundation Hall of Fame in 2006.

Fraser passed away on Jan. 20, 2013 at the age of 79. In recognition of his lifetime accomplishments and a distinguished legacy of helping others, the University of Miami created the Ron Fraser Wizard Fund to honor the Hall of Fame coach with a bronze statue to be placed outside Alex Rodriguez Park at Mark Light Field.



# THE SUGARCANES: THE ORIGINAL BATGIRLS



## HISTORY

Now in their 47th year as a service-oriented group, the Sugarcanes are a group of students from the University of Miami who serve as ambassadors for Hurricanes Baseball as well as for the entire university.

By generating enthusiasm both on and off the field, they have helped make Alex Rodriguez Park at Mark Light Field a place where our students and fans can have a great time while cheering on one of the best baseball teams in the country.



# YEARLY RECORDS

INDEPENDENT			1940, 1946-2005		ATLANTIC COAST CONFERENCE				2005-PRESENT
YEAR	OVERALL	HEAD COACH	YEAR	OVERALL	ACC	FINISH	HEAD COACH		
1940	1-4	Jack Harding	2005	41-19-1	19-10-1	3rd	Jim Morris		
1941	N/A	N/A	2006	42-24	17-13	5th, 4th Coastal	Jim Morris		
1942	N/A	N/A	2007	37-24	17-13	5th, 3rd Coastal	Jim Morris		
1943	N/A	N/A	2008	53-11	23-5	1st, 1st Coastal	Jim Morris		
1944	N/A	N/A	2009	38-22	18-12	5th, 3rd Coastal	Jim Morris		
1945	N/A	N/A	2010	43-20	20-10	3rd, 3rd Coastal	Jim Morris		
1946	2-7	Eddie Dunn	2011	38-23	19-10	4th, 4th Coastal	Jim Morris		
1947	11-2	Eddie Dunn	2012	36-23	16-14	6th, 3rd Coastal	Jim Morris		
1948	9-10	Eddie Dunn	2013	37-25	14-16	8th, 5th Coastal	Jim Morris		
1949	14-8	Eddie Dunn	2014	44-19	24-6	1st, 1st Coastal	Jim Morris		
1950	8-7	Eddie Dunn							
1951	12-7	Eddie Dunn							
1952	6-12-1	Eddie Dunn							
1953	10-9-1	Eddie Dunn							
1954	10-11	Eddie Dunn							
1955	15-7	Perry Moss							
1956	9-8	Jimmie Foxx							
1957	11-12	Jimmie Foxx							
1958	16-11	Whitey Campbell							
1959	15-10-1	Jack Harding							
1960	19-7	Whitey Campbell							
1961	17-9-3	Whitey Campbell							
1962	17-9	Whitey Campbell							
1963	18-9	Ron Fraser							
1964	20-9-1	Ron Fraser							
1965	23-12-1	Ron Fraser							
1966	19-18-1	Ron Fraser							
1967	23-15-1	Ron Fraser							
1968	27-11-1	Ron Fraser							
1969	31-11	Ron Fraser							
1970	28-15-1	Ron Fraser							
1971	35-11	Ron Fraser							
1972	32-17	Ron Fraser							
1973	42-17	Ron Fraser							
1974	51-11	Ron Fraser							
1975	45-14	Ron Fraser							
1976	41-15	Ron Fraser							
1977	44-13	Ron Fraser							
1978	50-12	Ron Fraser							
1979	55-11	Ron Fraser							
1980	59-12	Ron Fraser							
1981	61-10	Ron Fraser							
1982	55-17-1	Ron Fraser							
1983	61-21	Ron Fraser							
1984	48-28	Ron Fraser							
1985	64-16	Ron Fraser							
1986	50-17	Ron Fraser							
1987	35-24-1	Ron Fraser							
1988	52-14-1	Ron Fraser							
1989	49-18	Ron Fraser							
1990	52-13	Ron Fraser							
1991	46-17	Ron Fraser							
1992	55-10	Ron Fraser							
1993	36-22	Brad Kelley							
1994	49-14	Jim Morris							
1995	48-17	Jim Morris							
1996	50-14	Jim Morris							
1997	51-18	Jim Morris							
1998	51-12	Jim Morris							
1999	50-13	Jim Morris							
2000	41-19-1	Jim Morris							
2001	53-12	Jim Morris							
2002	34-29	Jim Morris							
2003	45-17-1	Jim Morris							
2004	50-13	Jim Morris							

## RECORD BREAKDOWN

Games Played: 3,456  
 All-Time Record: 2,440-998-18  
 Winning Percentage: .706  
 Independent: 2,031-788-17 (.716)  
 ACC: 409-210-1 (.659)  
 ACC Play: 187-109-1 (.629)

## RECORD BY COACH

Jack Harding 16-14-1  
 Eddie Dunn 82-73-2  
 Perry Moss 15-7  
 Jimmie Foxx 20-20  
 Whitey Campbell 69-36-3  
 Ron Fraser 1,271-438-9  
 Brad Kelley 36-22  
 Jim Morris 931-388-3





# ALL-TIME RESULTS

## JACK HARDING

1940, 1959

### 1940 1-4 (.200)

	W	13-12	Newberry	
	L	5-7	Tampa	
4/9	L	13-18	Florida	Gainesville, Fla.
	L	2-16	Rollins	
	L	5-13	Rollins	

## EDDIE DUNN

1946-1954

### 1946 2-7 (.222)

4/15	L	5-8	Auburn	Auburn, Ala.
4/16	L	0-7	Ft. Benning Inf.	Ft. Benning, Ga.
4/16	W	9-5	Ft. Benning Para	Ft. Benning, Ga.
4/26	L	7-13	Jacksonville N.A.S.	Coral Gables, Fla.
4/27	L	4-6	Jacksonville N.A.S.	Coral Gables, Fla.
4/29	W	6-4	McDill AFB	Coral Gables, Fla.
4/30	L	11-13	McDill AFB	Coral Gables, Fla.
5/2	L	0-1	Auburn (13)	Coral Gables, Fla.
5/3	L	7-11	Auburn	Coral Gables, Fla.

### 1947 11-2 (.846)

4/4	W	1-0	Florida	Coral Gables, Fla.
4/5	W	1-0	Florida (10)	Coral Gables, Fla.
4/9	W	5-3	Florida Southern	Lakeland, Fla.
4/10	W	4-1	Florida Southern	Lakeland, Fla.
4/11	L	2-4	Rollins	Winter Park, Fla.
4/18	W	3-1	Tampa	Tampa, Fla.
4/24	W	4-1	Stetson	Miami Beach, Fla.
4/25	L	2-5	Stetson	Miami Beach, Fla.
5/3	W	6-3	Rollins	Coral Gables, Fla.
5/3	W	9-8	Rollins	Coral Gables, Fla.
5/10	W	4-1	Florida Southern	Coral Gables, Fla.
5/10	W	3-0	Florida Southern	Coral Gables, Fla.
5/16	W	9-2	Tampa	Coral Gables, Fla.

### 1948 9-10 (.474)

4/2	L	3-4	Rollins	Winter Park, Fla.
4/3	L	4-8	Rollins	Winter Park, Fla.
4/8	L	7-13	Newberry	Newberry, S.C.
4/13	W	9-3	Jacksonville N.A.S.	Coral Gables, Fla.
4/14	W	9-7	Jacksonville N.A.S.	Coral Gables, Fla.
4/19	W	14-3	Stetson	DeLand, Fla.
4/20	W	3-0	Stetson	DeLand, Fla.
4/22	L	0-1	Tampa (10)	Tampa, Fla.
4/23	W	6-5	Florida Southern (10)	Lakeland, Fla.
4/24	L	4-8	Florida Southern	Lakeland, Fla.
4/30	L	6-8	Rollins (10)	Coral Gables, Fla.
5/1	L	1-2	Rollins	Coral Gables, Fla.
5/7	L	8-16	Florida	Gainesville, Fla.
5/8	L	7-8	Florida	Gainesville, Fla.
5/11	W	3-2	Stetson	Coral Gables, Fla.
5/14	W	3-1	Florida Southern	Coral Gables, Fla.
5/15	L	2-4	Florida Southern	Coral Gables, Fla.
5/21	W	7-0	Tampa	Coral Gables, Fla.
5/22	W	10-7	Tampa	Coral Gables, Fla.

### 1949 14-8 (.636)

4/1	W	12-2	Florida Southern	Coral Gables, Fla.
4/2	W	11-8	Florida Southern	Coral Gables, Fla.
4/8	L	4-17	Florida	Coral Gables, Fla.
4/9	W	9-8	Florida	Coral Gables, Fla.
4/11	L	2-8	Florida Southern	Lakeland, Fla.
4/12	W	2-0	Florida Southern	Lakeland, Fla.
4/13	L	4-5	Stetson	DeLand, Fla.
4/14	L	6-8	Stetson	DeLand, Fla.
4/15	L	1-13	Rollins	Winter Park, Fla.
4/16	L	0-3	Rollins	Winter Park, Fla.
4/22	W	3-2	Tampa	Coral Gables, Fla.
4/23	W	14-3	Tampa	Coral Gables, Fla.
4/26	W	10-2	Cherry Point Marines	Coral Gables, Fla.
4/27	W	15-1	Cherry Point Marines	Coral Gables, Fla.
4/29	W	3-2	Stetson	Coral Gables, Fla.
4/30	W	9-3	Stetson	Coral Gables, Fla.
5/6	L	0-2	Rollins	Coral Gables, Fla.
5/7	W	5-4	Rollins	Coral Gables, Fla.

5/13	L	5-9	Florida	Gainesville, Fla.
5/14	W	7-4	Florida	Gainesville, Fla.
5/18	W	7-6	Jacksonville N.A.S. (10)	Coral Gables, Fla.
5/19	W	4-3	Jacksonville N.A.S.	Coral Gables, Fla.

### 1950 8-7 (.533)

3/17*	L	0-2	Brooklyn Dodgers	Coral Gables, Fla.
3/18*	L	1-2	Ft. Lauderdale Braves	Coral Gables, Fla.
3/22*	W	3-2	Miami Beach Flamingos	Coral Gables, Fla.
3/30*	L	0-5	Miami Sun Sox	Coral Gables, Fla.
4/7	L	2-3	Florida (13)	Coral Gables, Fla.
4/8	W	5-3	Florida	Coral Gables, Fla.
4/14	W	4-0	Rollins	Coral Gables, Fla.
4/15	L	1-6	Rollins	Coral Gables, Fla.
4/21	W	7-2	Florida Southern	Coral Gables, Fla.
4/22	W	12-2	Florida Southern	Coral Gables, Fla.
4/28	W	5-4	Stetson	Coral Gables, Fla.
4/29	W	10-7	Stetson	Coral Gables, Fla.
5/1	L	4-6	Florida	Gainesville, Fla.
5/2	W	12-9	Florida	Gainesville, Fla.
5/3	L	2-10	Stetson	DeLand, Fla.
5/4	W	13-7	Stetson	DeLand, Fla.
5/5	L	8-10	Rollins	Winter Park, Fla.
5/6	L	1-7	Rollins	Winter Park, Fla.
5/9	L	3-4	Florida Southern (13)	Lakeland, Fla.

### 1951 12-7 (.632)

3/16*	L	5-13	Brooklyn Dodgers "B"	
3/17*	L	0-1	Brooklyn Dodgers "B"	
3/22	W	11-2	Florida State	Coral Gables, Fla.
3/23	L	4-13	Florida State	Coral Gables, Fla.
3/27	L	0-2	Parris Island Marines	
3/28	W	5-3	Parris Island Marines	
3/30	W	5-4	Rollins	Coral Gables, Fla.
3/31	W	4-3	Rollins	Coral Gables, Fla.
4/3*	L	2-8	Miami Beach Flamingos	
4/13	L	3-6	Stetson	Coral Gables, Fla.
4/14	L	3-7	Stetson	Coral Gables, Fla.
4/21	W	11-2	425th Air Force	Coral Gables, Fla.
4/27	W	5-2	Rollins	Winter Park, Fla.
4/29	W	7-6	Rollins	Winter Park, Fla.
4/30	W	4-3	Florida (10)	Gainesville, Fla.
5/1	L	9-17	Florida	Gainesville, Fla.
5/2	L	4-5	Stetson	DeLand, Fla.
5/3	L	8-13	Stetson	DeLand, Fla.
5/11	W	10-1	U of Havana	Coral Gables, Fla.
5/12	W	11-1	U of Havana	Coral Gables, Fla.
5/14	W	7-1	Florida Southern	Coral Gables, Fla.
5/15	W	5-0	Florida Southern	Coral Gables, Fla.

### 1952 6-12-1 (.316)

3/11*	L	1-7	Brooklyn Dodgers "B"	
3/22*	L	3-6	Coral Gables Sun Sox	Vero Beach, Fla.
3/24*	L	2-11	Brooklyn Dodgers "B"	
3/31	L	2-6	Parris Island Marines	
4/1	L	1-6	Parris Island Marines	
4/4	L	1-3	Florida State	Tallahassee, Fla.
4/5	L	0-7	Florida State	Tallahassee, Fla.
4/11	L	1-4	Florida	Coral Gables, Fla.
4/12	L	5-8	Florida	Coral Gables, Fla.
4/18	W	6-5	Stetson	Coral Gables, Fla.
4/19	L	4-5	Stetson	Coral Gables, Fla.
4/23	L	2-4	Stetson	DeLand, Fla.
4/24	L	4-6	Stetson	DeLand, Fla.
4/25	L	1-4	Rollins	Winter Park, Fla.
4/26	W	7-1	Rollins	Winter Park, Fla.
4/28	W	7-6	Rollins	Coral Gables, Fla.
4/29	L	1-2	Rollins	Coral Gables, Fla.
5/3	W	14-5	Patrick AFB	Coral Gables, Fla.
5/5	L	3-10	Florida	Gainesville, Fla.
5/6	T	13-13	Florida	Gainesville, Fla.
5/16	W	9-4	Tampa	Coral Gables, Fla.
5/17	W	13-6	Tampa	Coral Gables, Fla.

### 1953 10-9-1 (.500)

3/1*	W	11-1	Maritime Academy	
3/8*	L	0-6	Atlanta Crackers	
3/16	W	13-1	Patrick AFB	Coral Gables, Fla.
3/17	L	7-11	Patrick AFB	Coral Gables, Fla.

3/20	W	7-3	Patrick AFB	Cocoa, Fla.
3/21	W	12-5	Patrick AFB	Cocoa, Fla.
3/23	W	9-8	Amherst	Coral Gables, Fla.
3/24	W	12-7	Amherst	Coral Gables, Fla.
3/27	W	9-5	Georgia-Atlanta	Coral Gables, Fla.
3/30	W	18-17	Stetson	Coral Gables, Fla.
3/31	L	0-6	Stetson	Coral Gables, Fla.
4/6	T	12-12	Parris Island Marines	
4/7	L	3-8	Parris Island Marines	
4/11	L	6-7	Opa Locka Marines	
4/17	L	0-9	Rollins	Coral Gables, Fla.
4/18	W	9-8	Rollins	Coral Gables, Fla.
4/22	L	4-11	Stetson	DeLand, Fla.
4/23	W	12-0	Stetson	DeLand, Fla.
4/24	W	10-9	Rollins	Winter Park, Fla.
4/25	L	1-3	Rollins	Winter Park, Fla.
5/8	L	2-4	Opa Locka Marines	
5/9	L	6-10	Opa Locka Marines (10)	

### 1954 10-11 (.476)

3/12	L	7-9	Florida	Coral Gables, Fla.
3/13	L	8-9	Florida	Coral Gables, Fla.
3/25	W	17-4	Amherst	Coral Gables, Fla.
3/26	W	7-6	Amherst	Coral Gables, Fla.
3/29	L	0-10	Parris Island Marines	
3/30	L	2-7	Parris Island Marines	
4/1	W	8-6	Florida Southern	Coral Gables, Fla.
4/2	W	11-2	Florida Southern	Coral Gables, Fla.
4/9	L	7-8	Rollins	Winter Park, Fla.
4/10	L	1-6	Rollins	Winter Park, Fla.
	L	2-15	Waterloo	Coral Gables, Fla.
	L	0-4	Waterloo	Coral Gables, Fla.
4/16	W	5-1	Stetson	Coral Gables, Fla.
4/17	L	3-12	Stetson	Coral Gables, Fla.
4/30	L	2-10	Stetson	DeLand, Fla.
5/1	L	6-8	Stetson	DeLand, Fla.
5/2	L	0-7	Patrick AFB	Coral Gables, Fla.
5/2	W	9-6	Patrick AFB	Coral Gables, Fla.
5/3	W	3-2	Patrick AFB	Coral Gables, Fla.
5/7	W	4-2	Rollins	Coral Gables, Fla.
5/8	L	3-6	Rollins	Coral Gables, Fla.
5/10	W	15-8	Opa Locka Marines	
5/11	W	8-1	Opa Locka Marines	

## PERRY MOSS

1955

### 1955 15-7 (.682)

3/18	W	15-2	Patrick AFB	Coral Gables, Fla.
3/19	W	15-2	Patrick AFB	Coral Gables, Fla.
3/25	W	12-4	Pine Castle AFB	Orlando, Fla.
3/28	L	0-4	Florida	Gainesville, Fla.
3/29	W	4-3	Florida	Gainesville, Fla.
4/6	W	10-0	Pine Castle AFB	Coral Gables, Fla.
4/7	W	9-5	Pine Castle AFB	Coral Gables, Fla.
4/8	W	6-0	Stetson	Coral Gables, Fla.
4/15	L	3-4	Florida State	Coral Gables, Fla.
4/16	W	5-4	Florida State	Coral Gables, Fla.
4/18	W	3-1	Florida Southern	Lakeland, Fla.
4/19	W	6-0	Florida Southern	Lakeland, Fla.
4/20	L	8-20	Stetson	DeLand, Fla.
4/21	W	10-6	Stetson	DeLand, Fla.
4/22	L	2-11	Rollins	Winter Park, Fla.
4/23	L	5-12	Rollins	Winter Park, Fla.
4/24	W	8-0	Patrick AFB	Cocoa, Fla.
4/24	W	4-0	Patrick AFB	Cocoa, Fla.
4/29	W	5-4	Florida Southern	Coral Gables, Fla.
4/30	W	9-2	Florida Southern	Coral Gables, Fla.
5/6	L	3-8	Rollins	Coral Gables, Fla.
5/7	L	2-8	Rollins	Coral Gables, Fla.

## JIMMIE FOXX

1956-1957

### 1956 9-8 (.529)

3/27	L	6-9	Amherst	Coral Gables, Fla.
3/28	W	6-4	Amherst	Coral Gables, Fla.
3/29	L	14-16	Amherst	Coral Gables, Fla.
4/2	L	3-6	Florida	Coral Gables, Fla.
4/3	L	0-4	Florida	Coral Gables, Fla.
4/6	W	4-2	Florida Southern	Coral Gables, Fla.



# ALL-TIME RESULTS

4/7	W	12-5	Florida Southern	Coral Gables, Fla.
4/13	W	8-7	Stetson (12)	Coral Gables, Fla.
4/14	W	4-3	Stetson	Coral Gables, Fla.
4/16	L	1-6	Rollins	Coral Gables, Fla.
4/21	L	4-7	Rollins	Winter Park, Fla.
4/23	W	4-2	Florida Southern	Lakeland, Fla.
4/24	W	7-1	Florida Southern	Lakeland, Fla.
4/26	W	3-0	Stetson	DeLand, Fla.
4/26	W	2-0	Stetson	DeLand, Fla.
4/27	L	5-13	Florida State	Tallahassee, Fla.
4/28	L	0-2	Florida State	Tallahassee, Fla.

## 1957 11-12 (.478)

3/13	L	0-6	Stetson	DeLand, Fla.
3/14	W	5-4	Stetson	DeLand, Fla.
3/16	L	1-10	Florida	Gainesville, Fla.
3/16	L	5-9	Florida	Gainesville, Fla.
3/19	W	9-8	Yale	Coral Gables, Fla.
3/20	W	8-5	Yale	Coral Gables, Fla.
3/21	L	7-23	Yale	Coral Gables, Fla.
3/26	W	9-3	Amherst	Coral Gables, Fla.
3/27	L	5-10	Amherst	Coral Gables, Fla.
3/28	L	1-6	Amherst	Coral Gables, Fla.
4/5	W	10-7	Florida Southern	Coral Gables, Fla.
4/6	W	8-2	Florida Southern	Coral Gables, Fla.
4/12	L	4-6	Rollins	Coral Gables, Fla.
4/13	W	8-6	Rollins	Coral Gables, Fla.
4/16	L	3-15	Florida State	Tallahassee, Fla.
4/17	L	3-21	Florida State	Tallahassee, Fla.
4/19	W	11-1	Florida Southern	Lakeland, Fla.
4/20	L	2-6	Florida Southern	Lakeland, Fla.
4/30	L	3-15	Florida State	Coral Gables, Fla.
4/30	W	2-1	Florida State	Coral Gables, Fla.
5/3	W	7-6	Tampa	Coral Gables, Fla.
5/10	L	6-11	Stetson	Coral Gables, Fla.
5/11	W	9-7	Stetson	Coral Gables, Fla.

## WHITEY CAMPBELL 1958, 1960-1962

### 1958 16-11 (.593)

3/12	L	5-7	Stetson	DeLand, Fla.
3/14	L	4-5	Florida Southern (10)	Lakeland, Fla.
3/15	L	3-7	Florida Southern	Lakeland, Fla.
3/21	W	7-6	Georgia Tech	Coral Gables, Fla.
3/22	W	7-4	Georgia Tech	Coral Gables, Fla.
3/25	W	8-2	Amherst	Coral Gables, Fla.
3/26	W	8-4	Amherst	Coral Gables, Fla.
3/28	W	3-1	Florida	Coral Gables, Fla.
3/29	W	9-8	Florida (11)	Coral Gables, Fla.
4/1	W	6-5	Wesleyan (10)	Coral Gables, Fla.
4/2	L	5-21	Wesleyan	Coral Gables, Fla.
4/5	W	7-2	Florida Southern	Coral Gables, Fla.
4/5	W	4-3	Florida Southern	Coral Gables, Fla.
	L	4-5	Michigan (11)	Coral Gables, Fla.
4/11	W	13-3	Rollins	Winter Park, Fla.
4/16	L	3-4	Tampa	Tampa, Fla.
4/17	L	1-3	Tampa	Tampa, Fla.
4/18	L	0-18	Florida State	Tallahassee, Fla.
4/19	W	12-7	Florida State	Tallahassee, Fla.
4/25	W	5-2	Tampa Coral	Gables, Fla.
4/26	W	4-1	Tampa	Coral Gables, Fla.
5/2	W	6-5	Jacksonville	Coral Gables, Fla.
5/3	W	6-0	Jacksonville	Coral Gables, Fla.
5/5	L	2-9	Florida State	Coral Gables, Fla.
5/6	L	1-6	Florida State	Coral Gables, Fla.
5/9	W	3-0	Stetson	Coral Gables, Fla.
5/10	L	1-9	Stetson	Coral Gables, Fla.

## JACK HARDING 1940, 1959

### 1959 15-10-1 (.577)

3/14	L	1-3	Jacksonville	Jacksonville, Fla.
3/14	W	9-2	Jacksonville	Jacksonville, Fla.
3/21	L	0-4	Ohio State	Coral Gables, Fla.
3/23	W	4-1	Yale	Coral Gables, Fla.
3/25	W	4-3	Georgia Tech	Coral Gables, Fla.
3/26	W	3-2	Yale	Coral Gables, Fla.
3/27	T	2-2	Georgia Tech	Coral Gables, Fla.
3/28	W	6-2	Yale	Coral Gables, Fla.

3/28	L	3-15	Georgia Tech	Coral Gables, Fla.
3/28	L	0-4	Georgia Tech	Coral Gables, Fla.
3/30	L	2-6	Yale (10)	Coral Gables, Fla.
3/30	L	3-4	Yale	Coral Gables, Fla.
3/31	W	11-9	Yale	Coral Gables, Fla.
4/1	W	9-8	Amherst	Coral Gables, Fla.
4/2	W	6-3	Amherst	Coral Gables, Fla.
4/10	L	2-3	Rollins	Coral Gables, Fla.
4/11	W	13-2	Rollins	Coral Gables, Fla.
4/20	L	3-5	Tampa	Tampa, Fla.
4/21	L	1-5	Tampa	Tampa, Fla.
4/22	W	6-5	Florida Southern	Lakeland, Fla.
4/24	L	0-4	Rollins	Winter Park, Fla.
4/25	W	12-7	Rollins	Winter Park, Fla.
5/1	W	4-2	Florida Southern	Coral Gables, Fla.
5/2	W	2-0	Florida Southern (10)	Coral Gables, Fla.
5/8	W	10-3	Stetson	Coral Gables, Fla.
5/9	W	10-0	Stetson (10)	Coral Gables, Fla.

## WHITEY CAMPBELL 1958, 1960-1962

### 1960 19-7 (.731)

3/14	L	3-6	Florida State	Coral Gables, Fla.
3/15	L	6-10	Florida State	Coral Gables, Fla.
3/18	L	1-2	Rollins	Coral Gables, Fla.
3/19	W	7-1	Rollins	Coral Gables, Fla.
3/24	W	5-1	Georgia Tech	Coral Gables, Fla.
3/25	W	10-6	Army	Coral Gables, Fla.
3/26	W	4-2	Georgia Tech	Coral Gables, Fla.
3/27	W	11-9	Army	Coral Gables, Fla.
3/28	W	2-1	Furman	Coral Gables, Fla.
3/29	W	6-3	Furman	Coral Gables, Fla.
4/1	L	3-9	Florida	Coral Gables, Fla.
4/2	W	3-2	Florida	Coral Gables, Fla.
4/9	W	12-1	Florida Southern	Lakeland, Fla.
4/11	W	5-0	Stetson	DeLand, Fla.
4/12	L	3-6	Stetson	DeLand, Fla.
4/13	W	1-4	Rollins	Winter Park, Fla.
4/14	W	7-2	Rollins	Winter Park, Fla.
4/16	W	5-4	Jacksonville	Coral Gables, Fla.
4/16	W	7-5	Jacksonville	Coral Gables, Fla.
4/22	W	5-2	Tampa	Coral Gables, Fla.
4/30	W	21-0	Florida Southern	Coral Gables, Fla.
5/6	W	6-0	Stetson	Coral Gables, Fla.
5/7	W	8-1	Stetson	Coral Gables, Fla.
5/12	W	3-1	Tampa	Tampa, Fla.
5/13	L	3-16	Florida State	Tallahassee, Fla.
5/14	L	5-9	Florida State	Tallahassee, Fla.

### 1961 17-9-3 (.586)

3/16	W	8-3	Rollins	Coral Gables, Fla.
3/17	W	5-4	Rollins	Coral Gables, Fla.
3/18	W	6-5	Ohio State	Coral Gables, Fla.
3/18	T	2-2	Ohio State	Coral Gables, Fla.
3/21	T	4-4	Ohio State (10)	Coral Gables, Fla.
3/22	L	4-6	Ohio State	Coral Gables, Fla.
3/23	W	10-3	Georgia Tech	Coral Gables, Fla.
3/24	W	10-3	Army	Coral Gables, Fla.
3/25	T	5-5	Georgia Tech	Coral Gables, Fla.
3/25	W	5-3	Army	Coral Gables, Fla.
3/30	W	9-0	Wesleyan	Coral Gables, Fla.
3/31	W	7-4	Wesleyan	Coral Gables, Fla.
4/1	W	6-0	Wesleyan	Coral Gables, Fla.
4/10	W	5-2	Tampa (12)	Tampa, Fla.
4/10	W	4-2	Tampa	Tampa, Fla.
4/11	L	3-5	Florida Southern	Lakeland, Fla.
4/12	L	2-7	Rollins	Winter Park, Fla.
4/13	L	3-4	Rollins (13)	Winter Park, Fla.
4/14	L	1-6	Stetson	DeLand, Fla.
4/15	L	5-6	Stetson	DeLand, Fla.
4/17	L	0-2	Florida State	Coral Gables, Fla.
4/18	L	6-14	Florida State	Coral Gables, Fla.
4/22	W	7-2	Florida Southern	Coral Gables, Fla.
4/24	L	4-10	Florida	Gainesville, Fla.
4/25	W	19-9	Florida	Gainesville, Fla.
4/26	W	14-4	Jacksonville	Jacksonville, Fla.
4/26	W	2-0	Jacksonville	Jacksonville, Fla.
5/5	W	3-2	Stetson	Coral Gables, Fla.
5/6	W	4-1	Stetson	Coral Gables, Fla.

## 1962 17-9 (.654)

3/9	W	14-10	Florida	Coral Gables, Fla.
3/10	L	7-12	Florida	Coral Gables, Fla.
3/19	W	4-1	Ohio State	Coral Gables, Fla.
3/20	L	8-12	Ohio State	Coral Gables, Fla.
3/21	W	7-3	Ohio State	Coral Gables, Fla.
3/22	W	17-7	Army	Coral Gables, Fla.
3/23	W	6-2	Army	Coral Gables, Fla.
3/24	W	5-2	Army	Coral Gables, Fla.
3/29	L	5-8	Wesleyan	Coral Gables, Fla.
3/30	W	7-0	Wesleyan	Coral Gables, Fla.
3/31	L	3-6	Wesleyan	Coral Gables, Fla.
4/6	L	4-9	Florida Southern	Lakeland, Fla.
4/13	W	14-7	Stetson	DeLand, Fla.
4/13	W	12-8	Stetson	DeLand, Fla.
4/14	W	7-2	Stetson	DeLand, Fla.
4/16	W	6-4	Florida State	Tallahassee, Fla.
4/17	L	8-9	Florida State (10)	Tallahassee, Fla.
4/20	L	3-7	Rollins	Coral Gables, Fla.
4/21	W	1-0	Rollins	Coral Gables, Fla.
4/21	L	0-2	Rollins	Coral Gables, Fla.
4/27	W	11-2	Jacksonville	Coral Gables, Fla.
4/28	L	1-8	Jacksonville	Coral Gables, Fla.
4/28	W	7-2	Jacksonville	Coral Gables, Fla.
5/1	W	8-7	Tampa (12)	Tampa, Fla.
5/2	W	7-6	Tampa	Tampa, Fla.
5/2	W	5-0	Tampa	Tampa, Fla.

## RON FRASER 1963-1992

### 1963 18-9 (.665)

3/16	L	3-4	Ohio State (11)	Coral Gables, Fla.
3/21	W	3-1	Army	Coral Gables, Fla.
3/22	W	3-1	Army	Coral Gables, Fla.
3/23	W	6-0	Army	Coral Gables, Fla.
3/25	L	1-6	Wesleyan	Coral Gables, Fla.
3/26	W	8-5	Wesleyan	Coral Gables, Fla.
3/27	W	6-5	Wesleyan (10)	Coral Gables, Fla.
3/28	W	6-4	Wesleyan	Coral Gables, Fla.
4/1	L	1-2	Florida State	Coral Gables, Fla.
4/2	W	4-1	Florida State	Coral Gables, Fla.
4/5	W	4-3	Tampa	Coral Gables, Fla.
4/6	W	7-5	Tampa	Coral Gables, Fla.
4/6	L	2-3	Tampa	Coral Gables, Fla.
4/12	W	9-0	Florida Southern	Coral Gables, Fla.
4/13	L	6-8	Florida Southern	Coral Gables, Fla.
4/13	W	3-1	Florida Southern	Coral Gables, Fla.
4/19	W	11-2	Stetson	Coral Gables, Fla.
4/20	W	1-0	Stetson	Coral Gables, Fla.
4/20	W	7-0	Stetson	Coral Gables, Fla.
4/26	L	2-4	Rollins	Winter Park, Fla.
4/27	L	1-3	Rollins	Winter Park, Fla.
4/27	L	2-3	Rollins	Winter Park, Fla.
5/10	W	8-4	Jacksonville (12)	Jacksonville, Fla.
5/11	W	11-3	Jacksonville	Jacksonville, Fla.
5/11	W	7-3	Jacksonville	Jacksonville, Fla.
5/13	W	4-0	Florida	Gainesville, Fla.
5/14	L	0-11	Florida	Gainesville, Fla.

### 1964 20-9-1 (.667)

3/13	W	3-1	Florida	Miami, Fla.
3/14	W	2-1	Florida	Coral Gables, Fla.
3/14	L	7-13	Florida	Coral Gables, Fla.
3/19	W	2-0	Army	Coral Gables, Fla.
3/20	W	3-1	Army	Coral Gables, Fla.
3/21	W	9-4	Army	Coral Gables, Fla.
3/23	L	7-10	Ohio State	Coral Gables, Fla.
3/24	L	4-8	Ohio State	Coral Gables, Fla.
3/25	L	1-3	Ohio State	Coral Gables, Fla.
3/26	W	10-2	Wesleyan	Coral Gables, Fla.
3/27	W	2-1	Wesleyan (10)	Coral Gables, Fla.
3/28	L	4-6	Wesleyan	Coral Gables, Fla.
3/28	L	2-4	Ohio State	Coral Gables, Fla.
3/30	W	5-4	Wesleyan	Coral Gables, Fla.
3/30	T	4-4	Wesleyan	Coral Gables, Fla.
4/3	W	7-5	Jacksonville	Coral Gables, Fla.
4/4	W	5-1	Jacksonville	Coral Gables, Fla.
4/4	W	8-3	Jacksonville	Coral Gables, Fla.
4/10	W	10-0	Tampa	Tampa, Fla.
4/11	W	9-6	Tampa	Tampa, Fla.





# ALL-TIME RESULTS

4/11	W	5-4	Tampa	Tampa, Fla.
4/17	W	2-1	Florida Southern	Lakeland, Fla.
4/18	L	0-3	Florida Southern	Lakeland, Fla.
4/18	W	4-1	Florida Southern	Lakeland, Fla.
4/24	W	12-4	Stetson	DeLand, Fla.
4/25	W	4-1	Stetson	DeLand, Fla.
4/25	W	13-4	Stetson	DeLand, Fla.
5/1	L	8-9	Rollins	Coral Gables, Fla.
5/2	W	3-1	Rollins	Coral Gables, Fla.
5/2	L	1-12	Rollins	Coral Gables, Fla.

4/23	L	1-3	Florida	Gainesville, Fla.
5/2	W	1-0	Tampa	Coral Gables, Fla.
5/3	W	5-2	Tampa	Coral Gables, Fla.
5/6	W	7-0	Rollins	Coral Gables, Fla.
5/7	W	3-2	Rollins	Coral Gables, Fla.
5/13	W	4-1	Georgia Tech	Atlanta, Ga.
5/14	L	3-5	Georgia Tech	Atlanta, Ga.

4/24	W	9-0	Biscayne (F)	Coral Gables, Fla.
4/27	W	7-3	USF	Coral Gables, Fla.
4/27	L	1-12	USF	Coral Gables, Fla.
5/3	W	6-5	Rollins	Coral Gables, Fla.
5/4	W	4-2	Rollins	Coral Gables, Fla.
5/6	W	8-3	Tampa	Coral Gables, Fla.
5/7	W	1-0	Tampa	Coral Gables, Fla.
5/10	W	2-1	Stetson	Coral Gables, Fla.

## 1965 23-12-1 (.639)

3/12	L	4-7	Florida State	Coral Gables, Fla.
3/13	L	4-9	Florida State	Coral Gables, Fla.
3/13	T	9-9	Florida State	Coral Gables, Fla.
3/22	L	1-2	Michigan State	Coral Gables, Fla.
3/23	W	2-1	Michigan State	Coral Gables, Fla.
3/24	L	2-13	Michigan State	Coral Gables, Fla.
3/25	W	7-3	Army	Coral Gables, Fla.
3/26	L	0-2	Florida	Coral Gables, Fla.
3/27	W	13-2	Army	Coral Gables, Fla.
3/29	W	6-5	Wesleyan	Coral Gables, Fla.
3/30	W	6-4	Wesleyan	Coral Gables, Fla.
3/31	W	6-3	Wesleyan	Coral Gables, Fla.
4/1	W	6-5	Furman	Coral Gables, Fla.
4/2	W	14-2	Furman	Coral Gables, Fla.
4/3	W	7-3	Furman	Coral Gables, Fla.
4/9	L	2-7	Rollins	Winter Park, Fla.
4/10	L	2-3	Rollins	Winter Park, Fla.
4/10	W	6-3	Rollins	Winter Park, Fla.
4/12	W	5-1	Georgia Tech	Atlanta, Ga.
4/13	W	2-1	Georgia Tech	Atlanta, Ga.
4/14	L	3-6	Georgia	Athens, Ga.
4/16	W	9-4	Jacksonville	Jacksonville, Fla.
4/17	W	5-0	Jacksonville	Jacksonville, Fla.
4/17	W	3-2	Jacksonville	Jacksonville, Fla.
4/23	W	2-1	Florida	Gainesville, Fla.
4/24	L	3-7	Florida	Gainesville, Fla.
4/24	W	3-0	Florida	Gainesville, Fla.
4/26	W	3-2	Tampa	Coral Gables, Fla.
4/26	W	4-2	Tampa	Coral Gables, Fla.
4/27	W	5-1	Tampa	Coral Gables, Fla.
4/30	L	2-3	Florida Southern	Coral Gables, Fla.
5/1	L	0-5	Florida Southern	Coral Gables, Fla.
5/1	W	9-1	Florida Southern	Coral Gables, Fla.
5/7	W	15-1	Stetson	Coral Gables, Fla.
5/8	W	3-2	Stetson	Coral Gables, Fla.
5/8	L	6-8	Stetson	Coral Gables, Fla.

## 1967 23-15-1 (.590)

3/3	L	4-9	Florida State	Coral Gables, Fla.
3/4	L	5-6	Florida State	Coral Gables, Fla.
3/11	W	6-3	Florida Southern	Coral Gables, Fla.
3/11	L	7-13	Florida Southern	Coral Gables, Fla.
3/18	W	3-2	Rutgers	Coral Gables, Fla.
3/18	W	2-1	Rutgers	Coral Gables, Fla.
3/20	L	3-11	Michigan State	Coral Gables, Fla.
3/21	L	2-6	Rutgers	Coral Gables, Fla.
3/22	W	5-1	Michigan State	Coral Gables, Fla.
3/23	W	5-4	Army	Coral Gables, Fla.
3/24	T	1-1	Army	Coral Gables, Fla.
3/25	W	2-1	Michigan State	Coral Gables, Fla.
3/26*	W	11-0	Italian Olympic	Coral Gables, Fla.
3/27	W	12-1	Furman	Coral Gables, Fla.
3/28	W	6-2	Furman	Coral Gables, Fla.
3/28	W	7-4	Furman	Coral Gables, Fla.
3/29	W	3-0	Duke	Coral Gables, Fla.
3/30	W	1-0	Wesleyan	Coral Gables, Fla.
3/31	W	4-2	Wesleyan	Coral Gables, Fla.
4/1	W	8-4	Duke	Coral Gables, Fla.
4/1	W		Michigan State	Coral Gables, Fla.
4/8	L	1-8	Florida	Gainesville, Fla.
4/8	W	5-4	Florida	Gainesville, Fla.
4/17	L	3-4	Georgia Southern (10)	Statesboro, Ga.
4/18	L	2-3	Georgia Southern	Statesboro, Ga.
4/19	W	5-2	Mercer (14)	Macon, Ga.
4/21	L	2-6	Georgia Tech	Atlanta, Ga.
4/22	L	1-2	Georgia Tech	Atlanta, Ga.
4/22	L	2-4	Georgia Tech	Atlanta, Ga.
4/25	W	11-0	USF	Coral Gables, Fla.
4/26	L	8-9	USF	Coral Gables, Fla.
5/1	W	5-0	Tampa	Coral Gables, Fla.
5/2	W	10-0	Tampa	Coral Gables, Fla.
5/5	L	5-6	Rollins	Winter Park, Fla.
5/6	L	5-10	Rollins	Winter Park, Fla.
5/8	W	9-0	Stetson	DeLand, Fla.
5/9	W	10-5	Stetson	DeLand, Fla.
5/12	W	8-1	Florida	Coral Gables, Fla.
5/13	L	10-11	Florida	Coral Gables, Fla.

## 1969 31-11 (.738)

2/28	W	8-7	Florida (12)	Coral Gables, Fla.
3/1	W	5-3	Florida	Coral Gables, Fla.
3/7	L	2-6	Florida State	Coral Gables, Fla.
3/8	L	0-5	Florida State	Coral Gables, Fla.
3/10	L	2-5	Florida Southern	Coral Gables, Fla.
3/11	W	15-5	Florida Southern	Coral Gables, Fla.
3/17	W	11-0	Michigan State	Coral Gables, Fla.
3/18	W	8-7	Michigan State	Coral Gables, Fla.
3/19	W	11-6	Cincinnati	Coral Gables, Fla.
3/20	L	0-4	Army	Coral Gables, Fla.
3/21	W	8-5	Cincinnati	Coral Gables, Fla.
3/22	W	3-0	Michigan State	Coral Gables, Fla.
3/23	W	4-2	Army (7)	Coral Gables, Fla.
3/24	W	20-0	Cincinnati	Coral Gables, Fla.
3/25	W	8-2	Pittsburgh	Coral Gables, Fla.
3/26	W	8-2	Pittsburgh	Coral Gables, Fla.
3/28	L	3-4	Michigan State (11)	Coral Gables, Fla.
3/29	W	7-1	Florida A&M	Coral Gables, Fla.
3/30	W	3-1	Pittsburgh	Coral Gables, Fla.
4/1	W	5-1	Colgate	Coral Gables, Fla.
4/2	L	5-7	Colgate	Coral Gables, Fla.
4/3	W	4-3	Colgate (10)	Coral Gables, Fla.
4/4	W	3-1	William & Mary	Coral Gables, Fla.
4/5	W	11-5	William & Mary	Coral Gables, Fla.
4/7	W	11-4	Pace	Coral Gables, Fla.
4/9	L	10-11	St. Leo	Dade City, Fla.
4/11	W	11-4	Pace	Coral Gables, Fla.
4/12	W	3-1	Pace	Coral Gables, Fla.
4/16	W	9-1	Biscayne	Coral Gables, Fla.
4/18	W	9-5	USF (10)	Tampa, Fla.
4/19	W	15-7	USF	Tampa, Fla.
4/23	W	10-0	Biscayne	Miami, Fla.
4/25	W	4-3	Florida	Gainesville, Fla.
4/26	L	3-7	Florida	Gainesville, Fla.
4/28	W	14-9	Stetson	DeLand, Fla.
4/29	L	5-6	Stetson (10)	DeLand, Fla.
5/2	W	5-0	Rollins (7)	Winter Park, Fla.
5/3	L	1-3	Rollins (7)	Winter Park, Fla.
5/6	L	4-7	Biscayne	Coral Gables, Fla.
5/7	W	3-0	Biscayne	Miami, Fla.
5/9	W	13-0	Tampa	Coral Gables, Fla.
5/10	W	1-0	Tampa (11)	Coral Gables, Fla.

## 1966 19-18-1 (.500)

3/4	W	10-5	Florida	Coral Gables, Fla.
3/5	L	3-4	Florida	Coral Gables, Fla.
3/5	L	5-6	Florida	Coral Gables, Fla.
3/14	W	10-4	Florida Southern	Lakeland, Fla.
3/14	L	0-2	Florida Southern	Lakeland, Fla.
3/19	L	3-10	Ohio State	Coral Gables, Fla.
3/19	W	7-6	Ohio State	Coral Gables, Fla.
3/21	W	12-0	New York U.	Coral Gables, Fla.
3/22	W	16-2	New York U.	Coral Gables, Fla.
3/23	W	6-2	Michigan State	Coral Gables, Fla.
3/24	T	6-6	Michigan State	Coral Gables, Fla.
3/25	L	1-3	Army	Coral Gables, Fla.
3/26	L	0-5	Ohio State	Coral Gables, Fla.
3/26	W	7-3	Army	Coral Gables, Fla.
3/28	L	1-3	Duke (10)	Coral Gables, Fla.
3/29	L	4-5	Duke	Coral Gables, Fla.
3/31	W	3-2	Wesleyan	Coral Gables, Fla.
4/1	W	5-4	Wesleyan	Coral Gables, Fla.
4/2	W	3-0	Wesleyan	Coral Gables, Fla.
4/2	L	1-2	La Salle	Coral Gables, Fla.
4/4	W	4-3	La Salle	Coral Gables, Fla.
4/8	W	6-1	Florida State	Tallahassee, Fla.
4/9	L	2-10	Florida State	Tallahassee, Fla.
4/11	L	1-7	Auburn	Auburn, Ala.
4/12	L	3-8	Auburn	Auburn, Ala.
4/13	L	4-6	Furman	Tallahassee, Fla.
4/15	L	2-7	Georgia Southern	Statesboro, Ga.
4/16	L	0-5	Georgia Southern	Statesboro, Ga.
4/20	L	6-9	Jacksonville (14)	Coral Gables, Fla.
4/21	W	2-1	Jacksonville	Coral Gables, Fla.
4/22	W	7-5	Florida (11)	Gainesville, Fla.

## 1968 27-11-1 (.692)

3/1	W	2-1	Florida	Coral Gables, Fla.
3/2	W	1-0	Florida	Coral Gables, Fla.
3/5	W	9-0	Biscayne (F)	Miami, Fla.
3/9	W	6-5	Florida A&M	Coral Gables, Fla.
3/9	W	7-2	Florida A&M	Coral Gables, Fla.
3/12	W	9-0	Biscayne (F)	Coral Gables, Fla.
3/16	L	2-6	Florida Southern	Lakeland, Fla.
3/16	L	2-3	Florida Southern	Lakeland, Fla.
3/18	L	2-4	Rutgers	Coral Gables, Fla.
3/19	W	5-1	Michigan State	Coral Gables, Fla.
3/20	L	1-3	Ohio State	Coral Gables, Fla.
3/21	L	4-6	Army	Coral Gables, Fla.
3/22	L	1-3	Ohio State	Coral Gables, Fla.
3/23	W	7-4	Michigan State	Coral Gables, Fla.
3/24	W	1-0	Army	Coral Gables, Fla.
3/25	W	3-1	Western Michigan	Coral Gables, Fla.
3/26	W	4-3	Michigan State	Coral Gables, Fla.
3/27	W	5-1	Western Michigan	Coral Gables, Fla.
3/28	T	6-6	Western Michigan	Coral Gables, Fla.
3/29	W	5-1	Wesleyan	Coral Gables, Fla.
3/30	W	2-1	Michigan State	Coral Gables, Fla.
4/5	W	8-1	St. Leo	Coral Gables, Fla.
4/6	W	1-0	St. Leo	Coral Gables, Fla.
4/6	W	11-0	St. Leo	Coral Gables, Fla.
4/12	W	5-4	Florida	Gainesville, Fla.
4/13	W	9-5	Florida	Gainesville, Fla.
4/15	L	5-7	Auburn	Auburn, Ala.
4/16	L	1-6	Auburn	Auburn, Ala.
4/17	W	3-0	Florida A&M	Tallahassee, Fla.
4/19	L	1-4	Florida State	Tallahassee, Fla.
4/20	L	6-7	Florida State	Tallahassee, Fla.

## 1970 28-15-1 (.636)

3/1	W	3-1	U of Honduras	Coral Gables, Fla.
3/2	W	3-2	U of Honduras	Coral Gables, Fla.
3/3	W	13-2	U of Honduras	Coral Gables, Fla.
3/6	W	5-0	Florida	Coral Gables, Fla.
3/7	W	5-4	Florida	Coral Gables, Fla.
3/10	W	5-2	Biscayne	Coral Gables, Fla.
3/13	W	1-0	Tampa	Coral Gables, Fla.
3/14	W	2-1	Tampa	Coral Gables, Fla.
3/19	W	8-5	Army	Coral Gables, Fla.
3/20	W	7-5	Army	Coral Gables, Fla.
3/21	L	1-10	Florida State	Tallahassee, Fla.
3/22	L	3-8	Florida State	Tallahassee, Fla.
3/23	W	5-4	Penn State	Coral Gables, Fla.
3/24	W	2-0	Rutgers	Coral Gables, Fla.
3/25	L	5-12	Ohio State	Coral Gables, Fla.
3/26	L	1-3	Michigan State	Coral Gables, Fla.
3/27	W	2-1	Connecticut	Coral Gables, Fla.
3/28	W	4-0	Connecticut	Coral Gables, Fla.
3/30	W	7-3	Notre Dame (7)	Coral Gables, Fla.
3/30	W	6-2	Notre Dame (7)	Coral Gables, Fla.
3/31	W	11-8	Colgate	Coral Gables, Fla.
4/1	T	6-6	Michigan State (10)	Coral Gables, Fla.
4/2	W	9-1	Colgate	Coral Gables, Fla.
4/3	L	6-11	Michigan State	Coral Gables, Fla.
4/4	L	3-5	Michigan State	Coral Gables, Fla.
4/6	W	2-0	USF	Coral Gables, Fla.
4/7	W	11-2	USF	Coral Gables, Fla.



# ALL-TIME RESULTS

4/10	W	8-7	Florida Southern (10)	Lakeland, Fla.
4/11	L	2-3	Florida Southern	Lakeland, Fla.
4/14	W	2-1	Biscayne	Coral Gables, Fla.
4/17	W	3-2	Stetson	Coral Gables, Fla.
4/18	W	3-2	Stetson	Coral Gables, Fla.
4/19	L	7-9	Tulane (7)	Coral Gables, Fla.
4/19	W	1-0	Tulane (7)	Coral Gables, Fla.
4/20	W	6-2	Tulane	Coral Gables, Fla.
4/27	L	6-7	Florida (13)	Gainesville, Fla.
4/28	L	3-9	Florida	Gainesville, Fla.
5/1	L	0-2	Rollins	Coral Gables, Fla.
5/2	L	2-8	Rollins	Coral Gables, Fla.
5/5	W	9-1	Biscayne	Coral Gables, Fla.
5/8	L	4-11	Florida State	Tallahassee, Fla.
5/9	L	2-6	Florida State	Tallahassee, Fla.
5/11	W	8-7	Florida A&M	Tallahassee, Fla.
5/11	L	2-3	Florida A&M	Tallahassee, Fla.

3/21	W	13-3	Ohio State	Coral Gables, Fla.
3/22	W	6-5	Michigan State (10)	Coral Gables, Fla.
3/23	W	6-0	Southern Illinois	Coral Gables, Fla.
3/24	L	4-7	Ohio State	Coral Gables, Fla.
3/25	W	3-2	Michigan State (10)	Coral Gables, Fla.
3/26	L	1-7	Southern Illinois	Coral Gables, Fla.
3/27	W	3-1	Bernard Baruch	Coral Gables, Fla.
3/28	W	9-0	Lafayette	Coral Gables, Fla.
3/29	L	1-6	Michigan State	Coral Gables, Fla.
3/30	W	5-4	Bernard Baruch	Coral Gables, Fla.
3/31	W	9-0	Lafayette (F)	Coral Gables, Fla.
4/1	W	6-0	Michigan State	Coral Gables, Fla.
4/3	W	5-4	Rollins (10)	Coral Gables, Fla.
4/3	L	3-10	Rollins	Coral Gables, Fla.
4/5	W	3-0	LSU	New Orleans, La.
4/5	W	12-3	Bradley	New Orleans, La.
4/6	L	3-4	Loyola (MD) (11)	New Orleans, La.
4/7	W	8-3	Loyola (MD)	New Orleans, La.
4/8	L	6-7	Tulane	New Orleans, La.
4/9	L	1-3	Tulane	New Orleans, La.
4/14	W	22-4	South Florida	Coral Gables, Fla.
4/15	L	1-5	USF	Coral Gables, Fla.
4/17	W	10-6	Florida	Gainesville, Fla.
4/18	L	3-6	Florida	Gainesville, Fla.
4/21	W	3-2	Tampa	Coral Gables, Fla.
4/22	W	3-2	Tampa	Coral Gables, Fla.
4/26	W	11-1	Biscayne	Miami, Fla.
4/28	L	0-1	Florida Southern	Lakeland, Fla.
4/29	L	4-5	Florida Southern	Lakeland, Fla.
5/2	W	9-0	Biscayne	Coral Gables, Fla.
5/5	W	2-1	Stetson	Coral Gables, Fla.
5/6	W	7-0	Stetson	Coral Gables, Fla.
5/10	W	5-4	Florida State	Tallahassee, Fla.
5/11	W	4-3	Florida State	Tallahassee, Fla.
5/11	L	3-4	Florida State (10)	Tallahassee, Fla.
5/12	W	15-0	Florida A&M	Tallahassee, Fla.
5/13	W	7-1	Florida A&M	Tallahassee, Fla.

4/21	L	2-3	Florida A&M	Tallahassee, Fla.
4/23	W	5-3	FIU	Coral Gables, Fla.
4/25	W	26-3	Biscayne	Coral Gables, Fla.
4/27	W	3-2	Tampa	Coral Gables, Fla.
4/28	W	20-1	Tampa	Coral Gables, Fla.
5/1	W	17-0	Biscayne	Coral Gables, Fla.
5/2	W	16-2	Biscayne	Coral Gables, Fla.
5/4	L	3-4	Jacksonville	Jacksonville, Fla.
5/5	W	15-3	Jacksonville	Jacksonville, Fla.
5/7	W	6-4	Rollins	Winter Park, Fla.
5/8	W	6-2	Rollins	Winter Park, Fla.
5/11	W	6-0	Florida Tech	Coral Gables, Fla.
5/12	W	10-1	Florida Tech	Coral Gables, Fla.
5/24+	W	5-3	South Alabama	Starkville, Miss.
5/25+	L	0-1	Georgia Southern	Starkville, Miss.
5/27+	W	13-6	Appalachian State	Starkville, Miss.
5/28+	W	6-5	Vanderbilt	Starkville, Miss.
5/29+	L	1-4	Georgia Southern	Starkville, Miss.

## 1971 35-11 (.761)

### NCAA TOURNAMENT

3/5	W	2-0	Florida	Coral Gables, Fla.
3/6	W	7-5	Florida	Coral Gables, Fla.
3/8	W	8-0	Union	Coral Gables, Fla.
3/8	W	5-0	Union	Coral Gables, Fla.
3/9	W	4-1	Union	Coral Gables, Fla.
3/15	W	5-1	Florida Southern	Coral Gables, Fla.
3/16	L	5-8	Florida Southern	Coral Gables, Fla.
3/17	W	5-1	Delaware	Coral Gables, Fla.
3/18	W	6-5	Delaware	Coral Gables, Fla.
3/20	L	4-5	Florida State (10)	Coral Gables, Fla.
3/21	W	5-4	Florida State (10)	Coral Gables, Fla.
3/22	L	2-10	Michigan State	Coral Gables, Fla.
3/23	W	7-6	Ohio State	Coral Gables, Fla.
3/24	W	11-5	Rutgers	Coral Gables, Fla.
3/25	W	14-8	Rutgers	Coral Gables, Fla.
3/26	W	12-2	Ohio State	Coral Gables, Fla.
3/27	L	0-4	Michigan State	Coral Gables, Fla.
3/29	W	10-1	Penn State	Coral Gables, Fla.
3/30	W	9-3	Cornell	Coral Gables, Fla.
3/31	L	0-6	Michigan State	Coral Gables, Fla.
4/1	W	6-5	Penn State	Coral Gables, Fla.
4/1	W	4-2	Michigan State	Coral Gables, Fla.
4/2	W	6-3	Cornell	Coral Gables, Fla.
4/8	W	1-0	Florida A&M	Tallahassee, Fla.
4/9	L	5-7	Florida State	Tallahassee, Fla.
4/10	W	7-4	Florida State	Tallahassee, Fla.
4/14	W	6-2	Biscayne	Coral Gables, Fla.
4/16	W	9-1	Pace	Coral Gables, Fla.
4/17	W	4-0	Tulane	Coral Gables, Fla.
4/17	L	3-4	Tulane	Coral Gables, Fla.
4/18	W	7-5	Tulane	Coral Gables, Fla.
4/21	W	21-4	Biscayne (8)	Miami, Fla.
4/23	W	6-3	USF	Tampa, Fla.
4/24	W	4-1	USF	Tampa, Fla.
4/26	W	13-5	Florida	Gainesville, Fla.
4/27	W	1-0	Florida (12)	Gainesville, Fla.
4/30	W	13-0	Tampa (7)	Coral Gables, Fla.
5/1	W	11-8	Tampa	Coral Gables, Fla.
5/5	W	7-0	Biscayne	Coral Gables, Fla.
5/7	W	8-7	Rollins	Winter Park, Fla.
5/8	L	0-5	Rollins	Winter Park, Fla.
5/10	L	0-2	Stetson	DeLand, Fla.
5/11	W	4-3	Stetson	DeLand, Fla.
5/27+	W	4-3	Georgia Tech	Gastonia, N.C.
5/28+	L	3-7	Mississippi State	Gastonia, N.C.
5/29+	L	3-5	Georgia Tech	Gastonia, N.C.

## 1972 32-17 (.653)

2/25	L	5-8	Jacksonville	Coral Gables, Fla.
2/26	W	8-3	Jacksonville	Coral Gables, Fla.
3/3	W	18-6	Florida	Coral Gables, Fla.
3/4	L	3-6	Florida	Coral Gables, Fla.
3/8	W	7-2	Biscayne	Coral Gables, Fla.
3/10	L	3-6	St. Joseph's	Coral Gables, Fla.
3/11	W	7-1	St. Joseph's	Coral Gables, Fla.
3/11	W	4-3	St. Joseph's	Coral Gables, Fla.
3/12	W	5-2	St. Joseph's	Coral Gables, Fla.
3/17	L	4-10	New Hampshire	Coral Gables, Fla.
3/18	W	9-3	New Hampshire	Coral Gables, Fla.
3/19	L	4-7	Florida State	Coral Gables, Fla.

## 1973 42-17 (.712)

### NCAA TOURNAMENT

2/16	W	5-1	Florida State	Coral Gables, Fla.
2/23	W	4-3	Jacksonville (14)	Coral Gables, Fla.
2/24	W	9-8	Jacksonville	Coral Gables, Fla.
3/2	W	7-0	Florida	Coral Gables, Fla.
3/3	W	11-1	Florida	Coral Gables, Fla.
3/6	W	9-2	St. Joseph's	Coral Gables, Fla.
3/7	W	4-3	St. Joseph's	Coral Gables, Fla.
3/9	W	7-0	Stetson	DeLand, Fla.
3/10	W	4-0	Stetson	DeLand, Fla.
3/10	L	2-4	Stetson	DeLand, Fla.
3/13	W	11-7	Middle Tennessee	Coral Gables, Fla.
3/14	L	1-3	FIU	Coral Gables, Fla.
3/15	W	8-0	Middle Tennessee	Coral Gables, Fla.
3/16	W	6-3	Middle Tennessee	Coral Gables, Fla.
3/17	W	13-12	Southern Illinois	Coral Gables, Fla.
3/18	W	12-1	Southern Illinois	Coral Gables, Fla.
3/19	W	6-5	Ohio State	Coral Gables, Fla.
3/20	L	3-4	Cornell	Coral Gables, Fla.
3/20	L	3-6	Cornell	Coral Gables, Fla.
3/21	W	15-2	Michigan State	Coral Gables, Fla.
3/22	W	8-1	Michigan State	Coral Gables, Fla.
3/23	W	10-4	Ohio State	Coral Gables, Fla.
3/24	L	6-7	Florida State	Coral Gables, Fla.
3/25	L	2-8	Florida State	Coral Gables, Fla.
3/26	W	10-0	Army	Coral Gables, Fla.
3/27	W	17-1	Northern Iowa	Coral Gables, Fla.
3/28	L	1-2	Michigan State	Coral Gables, Fla.
3/29	W	11-4	Army	Coral Gables, Fla.
3/30	W	6-4	Northern Iowa	Coral Gables, Fla.
3/31	L	6-13	Michigan State	Coral Gables, Fla.
4/4	W	14-2	FIU	Coral Gables, Fla.
4/5	W	4-3	Biscayne	Coral Gables, Fla.
4/7	W	19-2	Florida Tech	Melbourne, Fla.
4/9	L	6-7	Florida	Gainesville, Fla.
4/10	L	4-5	Florida	Gainesville, Fla.
4/11	W	10-1	FIU	Coral Gables, Fla.
4/13	W	4-2	Florida Southern	Coral Gables, Fla.
4/14	L	0-5	Florida Southern	Coral Gables, Fla.
4/19	W	10-1	Florida State	Tallahassee, Fla.
4/20	L	1-4	Florida State	Tallahassee, Fla.
4/21	L	0-4	Florida A&M	Tallahassee, Fla.

## 1974 51-11 (.823)

### COLLEGE WORLD SERIES

2/22	W	3-2	Jacksonville	Coral Gables, Fla.
2/23	W	9-8	Jacksonville	Coral Gables, Fla.
2/27	W	12-0	Biscayne	Coral Gables, Fla.
3/1	W	4-3	Florida (10)	Coral Gables, Fla.
3/2	L	6-9	Florida (12)	Coral Gables, Fla.
3/3	W	3-0	Florida Tech	Coral Gables, Fla.
3/3	L	1-7	Florida Tech	Coral Gables, Fla.
3/5	W	9-2	St. Joseph's	Coral Gables, Fla.
3/6	W	5-2	St. Joseph's	Coral Gables, Fla.
3/8	L	0-1	Florida Southern (10)	Lakeland, Fla.
3/9	W	3-2	Florida Southern	Lakeland, Fla.
3/11	W	7-4	Indiana	Coral Gables, Fla.
3/12	W	4-2	Indiana	Coral Gables, Fla.
3/12	W	7-6	Indiana	Coral Gables, Fla.
3/13	W	9-3	Memphis	Coral Gables, Fla.
3/14	W	5-2	Memphis	Coral Gables, Fla.
3/16	W	3-2	Florida State	Coral Gables, Fla.
3/17	W	4-3	Florida State	Coral Gables, Fla.
3/18	W	4-3	Seton Hall (10)	Coral Gables, Fla.
3/19	W	16-1	Ohio State	Coral Gables, Fla.
3/20	W	5-2	Buffalo	Coral Gables, Fla.
3/20	W	6-2	Seton Hall	Coral Gables, Fla.
3/22	W	16-1	Buffalo	Coral Gables, Fla.
3/22	W	5-0	Ohio State	Coral Gables, Fla.
3/23	W	4-1	Michigan State	Coral Gables, Fla.
3/25	W	12-3	Montclair State	Coral Gables, Fla.
3/26	W	6-1	Southern Illinois	Coral Gables, Fla.
3/27	W	10-3	Michigan State	Coral Gables, Fla.
3/28	W	12-3	Montclair State	Coral Gables, Fla.
3/29	W	6-1	Southern Illinois	Coral Gables, Fla.
3/30	W	13-3	Michigan State	Coral Gables, Fla.
4/3	W	9-4	FIU	Coral Gables, Fla.
4/4	W	5-1	FIU	Coral Gables, Fla.
4/8	W	4-0	Florida	Gainesville, Fla.
4/9	W	6-5	Florida	Gainesville, Fla.
4/12	W	9-6	Rollins	Coral Gables, Fla.
4/13	L	4-8	Rollins	Coral Gables, Fla.
4/18	L	1-2	Florida State	Tallahassee, Fla.
4/18	L	4-7	Florida State	Tallahassee, Fla.
4/20	W	17-3	Florida State	Tallahassee, Fla.
4/21	W	4-2	Florida A&M	Tallahassee, Fla.
4/21	L	5-8	Florida A&M	Tallahassee, Fla.
4/23	W	6-2	FIU	Miami, Fla.
4/24	W	13-5	Biscayne	Coral Gables, Fla.
4/26	W	7-2	Tampa	Coral Gables, Fla.
4/27	W	11-1	Tampa	Coral Gables, Fla.
5/1	W	19-1	Biscayne	Coral Gables, Fla.
5/3	W	20-2	USF	Tampa, Fla.
5/4	W	9-7	USF	Tampa, Fla.
5/7	W	18-1	Biscayne	Miami, Fla.
5/10	L	7-9	Stetson	Coral Gables, Fla.
5/11	W	4-3	Stetson	Coral Gables, Fla.
5/23+	W	2-1	Georgia Southern	Starkville, Miss.
5/24+	W	7-1	Vanderbilt	Starkville, Miss.
5/25+	W	5-0	South Carolina	Starkville, Miss.
5/26+	L	1-3	South Carolina	Starkville, Miss.
5/27+	W	2-1	South Carolina	Starkville, Miss.
6/7#	W	4-1	Harvard	Omaha, Neb.
6/10#	W	5-1	Oklahoma	Omaha, Neb.
6/12#	W	7-3	USC	Omaha, Neb.

HISTORY & RECORDS



# ALL-TIME RESULTS

6/13# L 3-4 Southern Illinois Omaha, Neb.  
6/15# L 3-7 USC Omaha, Neb.

## 1975 45-14 (.763)

### NCAA TOURNAMENT

2/28 W 1-0 Jacksonville (10) Coral Gables, Fla.  
3/1 W 19-1 Jacksonville Coral Gables, Fla.  
3/2 W 10-7 St. Joseph's Coral Gables, Fla.  
3/2 W 4-1 St. Joseph's Coral Gables, Fla.  
3/4 W 12-5 Stetson DeLand, Fla.  
3/5 W 5-2 Stetson DeLand, Fla.  
3/7 L 2-8 Florida Gainesville, Fla.  
3/8 L 1-2 Florida Gainesville, Fla.  
3/10 W 10-1 Buffalo Coral Gables, Fla.  
3/11 W 16-3 FIU Miami, Fla.  
3/12 W 6-2 Biscayne Coral Gables, Fla.  
3/13 W 8-6 Buffalo Coral Gables, Fla.  
3/14 W 11-0 Mercer Coral Gables, Fla.  
3/15 W 4-2 Michigan State Coral Gables, Fla.  
3/16 W 8-5 Buffalo Coral Gables, Fla.  
3/18 L 2-6 Mercer Coral Gables, Fla.  
3/18 W 14-1 Michigan State Coral Gables, Fla.  
3/19 W 6-1 Michigan State Coral Gables, Fla.  
3/20 W 3-2 Buffalo Coral Gables, Fla.  
3/21 L 1-3 LSU Coral Gables, Fla.  
3/22 W 9-2 LSU Coral Gables, Fla.  
3/23 W 13-0 LSU Coral Gables, Fla.  
3/25 L 0-3 Florida State Coral Gables, Fla.  
3/26 W 2-0 Florida State Coral Gables, Fla.  
3/26 L 7-10 Florida State Coral Gables, Fla.  
3/27 W 7-4 Army Coral Gables, Fla.  
3/28 W 13-1 Army Coral Gables, Fla.  
3/29 W 7-0 Army Coral Gables, Fla.  
3/30 L 6-14 Westchester State Coral Gables, Fla.  
3/31 L 3-5 Westchester State Coral Gables, Fla.  
4/1 W 8-6 FIU Coral Gables, Fla.  
4/4 L 0-8 Florida State Tallahassee, Fla.  
4/5 L 2-5 Florida State Tallahassee, Fla.  
4/8 W 3-2 FIU Coral Gables, Fla.  
4/9 W 2-1 Biscayne Miami, Fla.  
4/11 W 6-2 USF Coral Gables, Fla.  
4/12 W 6-2 USF Coral Gables, Fla.  
4/13 W 12-1 Tampa Coral Gables, Fla.  
4/15 W 6-5 Tampa Coral Gables, Fla.  
4/16 W 7-1 Biscayne Coral Gables, Fla.  
4/18 W 3-2 Tulane Coral Gables, Fla.  
4/19 W 9-8 Tulane Coral Gables, Fla.  
4/20 W 2-1 Tulane Coral Gables, Fla.  
4/22 W 9-3 FIU Miami, Fla.  
4/23 W 3-2 Florida Southern (10) Coral Gables, Fla.  
4/24 W 5-4 Florida Southern Coral Gables, Fla.  
4/25 W 3-1 Eckerd Coral Gables, Fla.  
4/26 W 3-1 Eckerd Coral Gables, Fla.  
5/1 W 8-0 Biscayne Coral Gables, Fla.  
5/3 W 6-1 Florida Coral Gables, Fla.  
5/4 W 6-5 Florida Coral Gables, Fla.  
5/6 W 5-2 Jacksonville Jacksonville, Fla.  
5/7 W 1-0 Jacksonville Jacksonville, Fla.  
5/8 L 5-6 Rollins Winter Park, Fla.  
5/9 L 0-1 Florida Tech Orlando, Fla.  
5/23+ L 0-1 Florida State Starkville, Miss.  
5/24+ W 8-7 Murray State Starkville, Miss.  
5/24+ W 8-1 LSU Starkville, Miss.  
5/25+ L 5-6 Florida State Starkville, Miss.

## 1976 41-15 (.732)

### NCAA TOURNAMENT

2/23 L 1-5 Florida State Coral Gables, Fla.  
2/27 W 4-1 Tampa Coral Gables, Fla.  
2/28 W 4-0 Tampa Coral Gables, Fla.  
3/1 L 2-12 Florida Gainesville, Fla.  
3/2 L 6-9 Florida Gainesville, Fla.  
3/3 W 6-3 Florida Southern Lakeland, Fla.  
3/4 W 3-1 Tampa Tampa, Fla.  
3/5 W 1-0 USF Tampa, Fla.  
3/6 L 0-3 USF Tampa, Fla.  
3/8 W 10-2 North Carolina Coral Gables, Fla.  
3/9 W 2-1 North Carolina (10) Coral Gables, Fla.  
3/9 W 2-1 North Carolina Coral Gables, Fla.  
3/10 L 4-6 North Carolina Coral Gables, Fla.

3/12 W 4-3 Westchester State Coral Gables, Fla.  
3/13 W 13-0 Southern Illinois Coral Gables, Fla.  
3/14 W 19-3 Southern Illinois Coral Gables, Fla.  
3/15 L 2-9 Southern Illinois Coral Gables, Fla.  
3/16 W 9-6 Southern Illinois Coral Gables, Fla.  
3/17 W 4-1 Mercer Coral Gables, Fla.  
3/18 W 5-4 Mercer Coral Gables, Fla.  
3/19 W 11-3 Mercer Coral Gables, Fla.  
3/20 W 6-2 Michigan State Coral Gables, Fla.  
3/22 W 10-1 Massachusetts Coral Gables, Fla.  
3/23 W 9-3 Seton Hall Coral Gables, Fla.  
3/24 W 6-5 Michigan State Coral Gables, Fla.  
3/25 W 18-6 Massachusetts Coral Gables, Fla.  
3/26 W 5-1 Seton Hall Coral Gables, Fla.  
3/27 W 9-6 Michigan State Coral Gables, Fla.  
3/29 W 10-0 Michigan State Coral Gables, Fla.  
3/29 W 9-3 Michigan State Coral Gables, Fla.  
3/30 W 13-3 Michigan State Coral Gables, Fla.  
4/1 W 3-1 Maine Coral Gables, Fla.  
4/2 W 8-2 Maine Coral Gables, Fla.  
4/3 W 7-5 Maine Coral Gables, Fla.  
4/5\* L 4-11 Baltimore Orioles Coral Gables, Fla.  
4/8 W 6-3 Biscayne Miami, Fla.  
4/9 W 2-0 Eckerd Coral Gables, Fla.  
4/10 L 4-5 Eckerd Coral Gables, Fla.  
4/14 W 11-1 FIU Miami, Fla.  
4/16 W 6-2 Biscayne Coral Gables, Fla.  
4/17 W 10-1 Biscayne Miami, Fla.  
4/20 L 11-12 FIU Miami, Fla.  
4/22 W 7-4 Jacksonville Jacksonville, Fla.  
4/23 L 0-2 Jacksonville Jacksonville, Fla.  
4/27 W 15-5 FIU Coral Gables, Fla.  
4/28 L 2-3 Biscayne (13) Coral Gables, Fla.  
4/29 L 6-7 FIU Coral Gables, Fla.  
4/30 W 14-1 Stetson Coral Gables, Fla.  
5/1 W 6-5 Stetson (12) Coral Gables, Fla.  
5/3 L 1-6 Georgia Southern Statesboro, Ga.  
5/4 W 8-2 Georgia Southern Statesboro, Ga.  
5/5 W 6-1 Florida State Tallahassee, Fla.  
5/6 W 9-7 Florida State Tallahassee, Fla.  
5/6 L 4-20 Florida State Tallahassee, Fla.  
5/28+ L 3-11 Oklahoma Arlington, Texas  
5/29+ W 6-0 Lamar Arlington, Texas  
5/30+ L 0-5 Texas Arlington, Texas

## 1977 44-13 (.772)

### NCAA TOURNAMENT

2/18 L 6-7 Stetson DeLand, Fla.  
2/19 W 6-0 Stetson DeLand, Fla.  
2/22 W 5-0 St. Leo Coral Gables, Fla.  
2/23 W 6-5 St. Leo Coral Gables, Fla.  
2/25 L 6-9 Florida Coral Gables, Fla.  
2/26 W 5-4 Florida Coral Gables, Fla.  
3/1 W 3-2 FIU Coral Gables, Fla.  
3/2 W 10-2 Biscayne Miami, Fla.  
3/5 W 6-5 Florida Southern (12) Coral Gables, Fla.  
3/7 L 1-4 LSU Baton Rouge, La.  
3/8 W 6-4 LSU Baton Rouge, La.  
3/9 L 0-1 LSU New Orleans, La.  
3/10 W 2-1 LSU New Orleans, La.  
3/11 W 11-6 Tulane New Orleans, La.  
3/14 L 4-7 Miami (OH) Coral Gables, Fla.  
3/15 W 6-3 Biscayne Coral Gables, Fla.  
3/16 W 4-3 Biscayne Coral Gables, Fla.  
3/17 L 4-5 Miami (OH) Coral Gables, Fla.  
3/18 W 16-5 Seton Hall Coral Gables, Fla.  
3/19 W 13-7 Southern Illinois Coral Gables, Fla.  
3/20 W 18-3 Bowling Green Coral Gables, Fla.  
3/21 W 4-3 Massachusetts (10) Coral Gables, Fla.  
3/22 W 8-1 Maine Coral Gables, Fla.  
3/23 L 4-7 Southern Illinois Coral Gables, Fla.  
3/24 L 2-3 Massachusetts (11) Coral Gables, Fla.  
3/25 W 6-1 Maine Coral Gables, Fla.  
3/26 W 1-0 Southern Illinois Coral Gables, Fla.  
3/27 W 8-7 Maine Coral Gables, Fla.  
3/29 W 12-5 FIU Miami, Fla.  
3/30 W 10-3 Buffalo Coral Gables, Fla.  
3/31\* L 7-11 Baltimore Orioles Coral Gables, Fla.  
4/1 W 11-0 Buffalo Coral Gables, Fla.  
4/2 W 11-3 Jacksonville Coral Gables, Fla.  
4/3 L 3-6 Jacksonville Coral Gables, Fla.

4/4 W 7-5 Buffalo Coral Gables, Fla.  
4/5 W 12-0 Buffalo Coral Gables, Fla.  
4/7 W 10-1 Tampa Coral Gables, Fla.  
4/8 W 10-1 Georgia Southern Coral Gables, Fla.  
4/9 W 4-3 Georgia Southern Coral Gables, Fla.  
4/11 W 13-4 Buffalo Coral Gables, Fla.  
4/12 W 3-0 Buffalo Coral Gables, Fla.  
4/15 W 17-10 USF Coral Gables, Fla.  
4/16 W 15-4 USF Coral Gables, Fla.  
4/19 L 10-14 Florida State Tallahassee, Fla.  
4/20 W 10-4 Florida State Tallahassee, Fla.  
4/22 W 4-0 Biscayne Coral Gables, Fla.  
4/23 W 7-5 Biscayne Coral Gables, Fla.  
4/25 W 12-10 Florida State Coral Gables, Fla.  
4/26 W 12-3 Florida State Coral Gables, Fla.  
4/26 W 10-2 Florida State Coral Gables, Fla.  
4/29 W 13-4 Eckerd Coral Gables, Fla.  
4/30 L 3-4 Eckerd Coral Gables, Fla.  
5/4 W 7-6 FIU Miami, Fla.  
5/20+ W 6-1 Morehead State Coral Gables, Fla.  
5/21+ W 5-2 Mississippi Coral Gables, Fla.  
5/22+ W 10-3 Clemson Coral Gables, Fla.  
5/22+ L 9-10 Clemson Coral Gables, Fla.  
5/23+ L 2-7 Clemson Coral Gables, Fla.

## 1978 50-12 (.806)

### COLLEGE WORLD SERIES

2/17 W 5-0 Florida Tech Coral Gables, Fla.  
2/25 L 4-5 Florida Gainesville, Fla.  
2/26 L 3-4 Florida Gainesville, Fla.  
2/27 W 5-2 Florida A&M Coral Gables, Fla.  
2/28 W 13-2 Florida A&M Coral Gables, Fla.  
3/1 W 9-5 Biscayne Miami, Fla.  
3/3 W 7-5 Jacksonville Coral Gables, Fla.  
3/4 W 3-1 Jacksonville Coral Gables, Fla.  
3/6 W 11-0 St. Joseph's Coral Gables, Fla.  
3/7 W 6-4 St. Joseph's Coral Gables, Fla.  
3/9 W 27-3 Florida Tech Orlando, Fla.  
3/10 W 10-1 Florida Tech Orlando, Fla.  
3/11 W 7-4 Florida Tech Orlando, Fla.  
3/13 W 14-2 Biscayne Miami, Fla.  
3/15 W 7-1 New York Tech Coral Gables, Fla.  
3/15 W 6-5 New York Tech Coral Gables, Fla.  
3/16 W 3-2 Western Kentucky Coral Gables, Fla.  
3/17 L 0-12 Southern Illinois Coral Gables, Fla.  
3/18 L 4-7 Miami (OH) Coral Gables, Fla.  
3/19 W 5-1 Bowling Green Coral Gables, Fla.  
3/20 W 8-1 Westchester State Coral Gables, Fla.  
3/21 W 3-1 Southern Illinois Coral Gables, Fla.  
3/22 W 3-0 Massachusetts Coral Gables, Fla.  
3/23 W 5-2 Westchester State Coral Gables, Fla.  
3/24 W 4-2 Southern Illinois Coral Gables, Fla.  
3/25 W 19-4 Massachusetts Coral Gables, Fla.  
3/27 W 12-2 Howard Coral Gables, Fla.  
3/27 W 3-1 Buffalo Coral Gables, Fla.  
3/28 W 6-1 Glassboro State Coral Gables, Fla.  
3/29 W 3-2 Buffalo (10) Coral Gables, Fla.  
3/30 W 8-1 Buffalo Coral Gables, Fla.  
3/31 W 4-2 Buffalo Coral Gables, Fla.  
4/1 L 4-6 Buffalo Coral Gables, Fla.  
4/2 W 3-1 Buffalo Coral Gables, Fla.  
4/5\* L Montreal Expos Coral Gables, Fla.  
4/8 W 5-4 Tampa Coral Gables, Fla.  
4/8 W 9-2 Tampa Coral Gables, Fla.  
4/9 L 1-2 USF Coral Gables, Fla.  
4/11 L 4-6 Biscayne Miami, Fla.  
4/14 W 8-1 Mercer Atlanta, Ga.  
4/14 W 8-4 Mercer Atlanta, Ga.  
4/15 W 12-4 Troy Atlanta, Ga.  
4/16 W 18-3 Georgia Tech Atlanta, Ga.  
4/18 W 10-6 FIU Miami, Fla.  
4/21 L 2-3 USF Tampa, Fla.  
4/22 W 3-1 USF Tampa, Fla.  
4/26 W 4-1 Biscayne Coral Gables, Fla.  
4/28 W 10-2 Stetson Coral Gables, Fla.  
4/29 W 5-4 Stetson (10) Coral Gables, Fla.  
5/3 W 3-2 Florida Int'l (10) Coral Gables, Fla.  
5/9 W 6-1 Georgia Southern Statesboro, Ga.  
5/10 W 7-5 Georgia Southern Statesboro, Ga.  
5/11 L 3-6 Jacksonville Jacksonville, Fla.  
5/12 W 7-6 Jacksonville Jacksonville, Fla.





# ALL-TIME RESULTS

5/19+	L	5-8	Clemson	Coral Gables, Fla.
5/20+	W	7-2	Florida State	Coral Gables, Fla.
5/21+	W	7-5	Clemson	Coral Gables, Fla.
5/21+	W	6-0	Marshall	Coral Gables, Fla.
5/22+	W	5-1	Marshall	Coral Gables, Fla.
6/2#	L	3-9	USC	Omaha, Neb.
6/3#	W	12-1	Baylor	Omaha, Neb.
6/5#	W	5-3	Oral Roberts	Omaha, Neb.
6/7#	L	11-3	Arizona State	Omaha, Neb.

## 1979 55-11 (.833)

### COLLEGE WORLD SERIES

2/16	W	7-5	Marshall	Coral Gables, Fla.
2/17	W	8-3	Marshall	Coral Gables, Fla.
2/23	W	11-3	FIU	Coral Gables, Fla.
2/24	W	12-4	FIU	Coral Gables, Fla.
3/1	W	17-0	Florida A&M	Coral Gables, Fla.
3/2	W	14-0	Florida A&M	Coral Gables, Fla.
3/3	W	8-2	Florida	Coral Gables, Fla.
3/4	W	5-2	Florida	Coral Gables, Fla.
3/5	W	20-8	James Madison	Coral Gables, Fla.
3/6	W	6-2	St. Joseph's	Coral Gables, Fla.
3/7	L	0-6	Jacksonville	Coral Gables, Fla.
3/9	W	8-5	St. Joseph's	Coral Gables, Fla.
3/10	W	11-6	Ithaca	Coral Gables, Fla.
3/10	W	11-2	Southern Illinois	Coral Gables, Fla.
3/11	W	21-0	Ithaca	Coral Gables, Fla.
3/12	L	1-2	Oklahoma State	Coral Gables, Fla.
3/13	L	0-7	Southern Illinois	Coral Gables, Fla.
3/14	W	3-1	Texas A&M	Coral Gables, Fla.
3/15	W	6-0	Oklahoma State	Coral Gables, Fla.
3/16	W	5-3	Southern Illinois	Coral Gables, Fla.
3/17	L	3-4	Texas A&M (12)	Coral Gables, Fla.
3/19	W	9-0	Arizona State	Coral Gables, Fla.
3/20	W	10-1	Arizona State	Coral Gables, Fla.
3/21	W	11-9	Arizona State	Coral Gables, Fla.
3/22	W	7-4	Georgia Southern	Coral Gables, Fla.
3/23	W	10-6	Georgia Southern	Coral Gables, Fla.
3/24	W	10-1	Bowling Green	Coral Gables, Fla.
3/26	W	12-5	Long Island	Coral Gables, Fla.
3/27	W	10-3	St. Francis Brooklyn	Coral Gables, Fla.
3/28	L	1-3	Glassboro State	Coral Gables, Fla.
3/28	W	15-5	St. Francis Brooklyn	Coral Gables, Fla.
3/29	W	9-4	Glassboro State	Coral Gables, Fla.
3/30	W	4-3	Florida State	Coral Gables, Fla.
3/31	W	5-3	Florida State	Coral Gables, Fla.
4/1*	L	3-5	Baltimore Orioles	Coral Gables, Fla.
4/2	W	22-14	Jacksonville	Coral Gables, Fla.
4/3	W	5-0	Jacksonville	Coral Gables, Fla.
4/3	W	14-5	Jacksonville	Coral Gables, Fla.
4/5	W	5-3	Buffalo	Coral Gables, Fla.
4/6	L	3-9	USF	Tampa, Fla.
4/7	W	3-2	USF	Tampa, Fla.
4/8	W	8-3	Buffalo	Coral Gables, Fla.
4/8	W	10-4	Howard	Coral Gables, Fla.
4/9	W	10-7	Buffalo	Coral Gables, Fla.
4/10	W	3-0	Buffalo	Coral Gables, Fla.
4/11	L	2-9	Florida State	Tallahassee, Fla.
4/12	L	2-3	Florida State (11)	Tallahassee, Fla.
4/13	W	1-0	Florida A&M (11)	Tallahassee, Fla.
4/13	L	0-5	Florida A&M	Tallahassee, Fla.
4/14	W	5-3	Buffalo	Coral Gables, Fla.
4/15	W	10-0	Buffalo	Coral Gables, Fla.
4/18	W	10-1	Biscayne	Coral Gables, Fla.
4/20	W	12-3	Stetson	DeLand, Fla.
4/20	W	4-0	Stetson	DeLand, Fla.
4/21	W	14-10	Stetson	DeLand, Fla.
4/24	W	5-1	Biscayne	Coral Gables, Fla.
4/27	W	10-3	USF	Coral Gables, Fla.
4/28	W	14-7	USF	Coral Gables, Fla.
5/10	W	9-0	South Carolina	Columbia, S.C.
5/11	W	9-0	South Carolina (F)	Columbia, S.C.
5/13	W	3-1	South Carolina	Columbia, S.C.
5/14	W	6-1	South Carolina	Columbia, S.C.
5/18+	W	3-1	The Citadel (16)	Coral Gables, Fla.
5/19+	W	2-1	Clemson	Coral Gables, Fla.
5/20+	W	4-1	Clemson	Coral Gables, Fla.
6/1#	L	1-5	Arizona	Omaha, Neb.
6/2#	L	3-9	Pepperdine	Omaha, Neb.

## 1980 59-12 (.831)

### COLLEGE WORLD SERIES

2/9	W	9-1	Lamar	Coral Gables, Fla.
2/10	W	11-5	Lamar	Coral Gables, Fla.
2/11	W	21-1	Lamar	Coral Gables, Fla.
2/16	W	7-0	Florida	Gainesville, Fla.
2/17	W	5-0	Florida	Gainesville, Fla.
2/18	W	5-1	Jacksonville	Jacksonville, Fla.
2/19	L	6-7	Jacksonville	Jacksonville, Fla.
2/19	W	4-0	Jacksonville	Jacksonville, Fla.
2/22	W	10-0	Florida State	Coral Gables, Fla.
2/23	W	4-3	Florida State	Coral Gables, Fla.
2/24	L	8-9	Florida State	Coral Gables, Fla.
2/26	W	7-2	St. Leo	Coral Gables, Fla.
2/27	W	20-2	St. Leo	Coral Gables, Fla.
2/29	W	2-0	South Alabama	Coral Gables, Fla.
3/1	L	4-7	South Alabama	Coral Gables, Fla.
3/2	W	7-1	South Alabama	Coral Gables, Fla.
3/4	W	6-0	St. Joseph's	Coral Gables, Fla.
3/5	W	12-4	St. Joseph's	Coral Gables, Fla.
3/6	L	1-2	Buffalo	Coral Gables, Fla.
3/7	W	4-3	USF	Tampa, Fla.
3/8	W	8-0	USF	Tampa, Fla.
3/9	W	15-8	Buffalo	Coral Gables, Fla.
3/10	W	14-7	Buffalo	Coral Gables, Fla.
3/12	W	2-0	Indiana State	Coral Gables, Fla.
3/13*	L	2-8	Baltimore Orioles	Coral Gables, Fla.
3/14	W	2-1	Oklahoma State	Coral Gables, Fla.
3/15	W	3-1	Indiana State	Coral Gables, Fla.
3/17	W	5-1	Southern Illinois	Coral Gables, Fla.
3/18	L	2-5	Southern Illinois	Coral Gables, Fla.
3/19	W	7-2	Miami (OH)	Coral Gables, Fla.
3/20	W	9-4	Southern Illinois	Coral Gables, Fla.
3/21	W	7-1	Bowling Green	Coral Gables, Fla.
3/22	W	8-1	Southern Illinois	Coral Gables, Fla.
3/25	W	11-2	Delaware	Coral Gables, Fla.
3/26	W	11-4	Florida A&M	Coral Gables, Fla.
3/27	W	20-1	Florida A&M (7)	Coral Gables, Fla.
3/28	W	8-3	Bowling Green	Coral Gables, Fla.
3/29	W	8-5	Jacksonville	Coral Gables, Fla.
3/30	W	12-5	Jacksonville	Coral Gables, Fla.
3/31	W	14-2	Jacksonville	Coral Gables, Fla.
4/2	W	9-0	South Carolina	Coral Gables, Fla.
4/3	W	5-0	South Carolina	Coral Gables, Fla.
4/4	L	5-15	South Carolina	Coral Gables, Fla.
4/5	L	1-8	South Carolina	Coral Gables, Fla.
4/8	W	10-2	FIU	Miami, Fla.
4/11	W	8-1	Texas A&M	College Station, Texas
4/12	W	4-1	Texas A&M (7)	College Station, Texas
4/15	W	7-4	Biscayne	Coral Gables, Fla.
4/16	W	2-1	Biscayne	Coral Gables, Fla.
4/18	W	6-4	USF	Coral Gables, Fla.
4/19	W	9-4	Biscayne	Coral Gables, Fla.
4/22	L	4-6	FIU	Coral Gables, Fla.
4/25	W	17-6	Stetson	Coral Gables, Fla.
4/26	W	11-4	Stetson	Coral Gables, Fla.
4/27	W	3-2	Stetson (10)	Coral Gables, Fla.
4/29	W	13-6	FIU	Coral Gables, Fla.
4/30	W	15-0	Biscayne	Coral Gables, Fla.
5/3	W	10-6	Florida State	Tallahassee, Fla.
5/4	L	5-7	Florida State	Tallahassee, Fla.
5/5	W	7-5	Florida State	Tallahassee, Fla.
5/6	L	3-4	Florida A&M (10)	Tallahassee, Fla.
5/7	W	13-6	Florida A&M	Tallahassee, Fla.
5/8	W	9-2	Mercer	Macon, Ga.
5/9	W	8-2	Mercer	Macon, Ga.
5/10	W	4-3	Mercer	Macon, Ga.
5/25+	W	15-6	South Alabama	Coral Gables, Fla.
5/26+	W	10-3	James Madison	Coral Gables, Fla.
5/27+	W	10-1	Delaware	Coral Gables, Fla.
5/31#	W	13-5	Clemson	Omaha, Neb.
6/2#	W	3-2	Michigan	Omaha, Neb.
6/3#	L	3-9	Hawaii	Omaha, Neb.
6/4#	L	3-4	California	Omaha, Neb.

## 1981 61-10 (.859)

### COLLEGE WORLD SERIES

2/6	W	7-6	USC	Coral Gables, Fla.
2/7	W	6-3	USC	Coral Gables, Fla.
2/8	W	10-9	Southern Calif. (13)	Coral Gables, Fla.

2/20	W	8-5	Florida	Coral Gables, Fla.
2/21	W	2-0	Florida	Coral Gables, Fla.
2/25	W	5-3	Biscayne	Coral Gables, Fla.
2/28	W	13-2	USF	Coral Gables, Fla.
3/1	W	9-2	USF	Coral Gables, Fla.
3/1	W	17-3	USF	Coral Gables, Fla.
3/2	W	14-4	St. Joseph's	Coral Gables, Fla.
3/3	W	11-0	St. Joseph's	Coral Gables, Fla.
3/4	W	15-7	St. Joseph's	Coral Gables, Fla.
3/6	W	4-3	Florida State (10)	Coral Gables, Fla.
3/7	W	10-8	Florida State	Coral Gables, Fla.
3/8	W	19-4	Florida State	Coral Gables, Fla.
3/9	W	6-3	George Washington	Coral Gables, Fla.
3/10	W	2-0	Indiana State	Coral Gables, Fla.
3/11	W	16-1	Indiana State	Coral Gables, Fla.
3/12	W	9-4	Indiana State	Coral Gables, Fla.
3/13	W	5-0	Southern Illinois	Coral Gables, Fla.
3/14	W	6-4	Southern Illinois	Coral Gables, Fla.
3/16	L	1-4	Miami (OH)	Coral Gables, Fla.
3/17	W	11-4	Maine	Coral Gables, Fla.
3/18	W	11-5	Southern Illinois	Coral Gables, Fla.
3/19	W	6-0	Miami (OH)	Coral Gables, Fla.
3/20	W	15-10	Maine	Coral Gables, Fla.
3/21	W	7-4	Southern Illinois	Coral Gables, Fla.
3/22	W	15-9	Maine	Coral Gables, Fla.
3/23	W	12-0	Bowling Green	Coral Gables, Fla.
3/24	W	3-2	Michigan (10)	Coral Gables, Fla.
3/25	W	3-2	Maine	Coral Gables, Fla.
3/27	W	12-3	Michigan	Coral Gables, Fla.
3/28	W	10-3	Michigan	Coral Gables, Fla.
3/29	W	8-1	Bowling Green	Coral Gables, Fla.
4/3	W	1-0	Jacksonville	Coral Gables, Fla.
4/4	W	4-0	Jacksonville	Coral Gables, Fla.
4/4	W	9-6	Jacksonville	Coral Gables, Fla.
4/5	W	21-3	Florida A&M	Coral Gables, Fla.
4/6*	L	2-16	Baltimore Orioles	Coral Gables, Fla.
4/8	W	6-5	Stetson	DeLand, Fla.
4/8	W	5-3	Stetson	DeLand, Fla.
4/9	L	3-9	Stetson	DeLand, Fla.
4/11	L	3-4	USF	Tampa, Fla.
4/11	W	6-5	USF	Tampa, Fla.
4/12	W	7-2	USF	Tampa, Fla.
4/13	W	7-2	Eckerd	Coral Gables, Fla.
4/14	L	9-10	Eckerd	Coral Gables, Fla.
4/17	W	4-2	FIU	Coral Gables, Fla.
4/22	W	5-3	Biscayne	Coral Gables, Fla.
4/24	W	8-7	FIU	Coral Gables, Fla.
4/28	L	2-4	Biscayne	Coral Gables, Fla.
4/29	W	1-2	St. Leo	Coral Gables, Fla.
4/30	W	8-1	St. Leo	Coral Gables, Fla.
5/2	W	3-2	Florida State	Tallahassee, Fla.
5/3	L	4-5	Florida State	Tallahassee, Fla.
5/4	W	4-3	Florida State	Tallahassee, Fla.
5/5	L	1-2	Florida A&M	Tallahassee, Fla.
5/5	W	3-2	Florida A&M (11)	Tallahassee, Fla.
5/6	L	7-8	Florida	Gainesville, Fla.
5/7	W	11-4	Florida	Gainesville, Fla.
5/8	W	4-0	FIU	Coral Gables, Fla.
5/11	W	8-5	FIU	Miami, Fla.
5/13	W	3-0	South Alabama	Mobile, Ala.
5/14	W	4-1	South Alabama	Mobile, Ala.
5/15	W	5-2	South Alabama	Mobile, Ala.
5/21+	W	12-0	Minnesota	Coral Gables, Fla.
5/22+	W	2-0	Middle Tennessee	Coral Gables, Fla.
5/23+	W	14-6	Florida State	Coral Gables, Fla.
5/24+	W	8-6	Florida	Coral Gables, Fla.
5/31#	W	6-1	Maine	Omaha, Neb.
6/3#	L	6-12	Oklahoma State	Omaha, Neb.
6/4#	L	4-5	Texas	Omaha, Neb.

## 1982 55-17-1 (.753)

### NATIONAL CHAMPION

2/5	W	10-2	California	Coral Gables, Fla.
2/6	W	8-1	California	Coral Gables, Fla.
2/7	W	10-4	California	Coral Gables, Fla.
2/11	W	3-1	Seton Hall	Coral Gables, Fla.
2/12	L	13-14	Seton Hall	Coral Gables, Fla.
2/13	W	7-3	Florida	Coral Gables, Fla.
2/14	W	6-2	Florida	Coral Gables, Fla.
2/15	W	7-2	Seton Hall	Coral Gables, Fla.
2/18	W	7-1	Biscayne	Coral Gables, Fla.



# ALL-TIME RESULTS

2/19	W	17-4	North Carolina	Coral Gables, Fla.	2/18	W	8-4	Seton Hall	Coral Gables, Fla.	2/7	L	10-11	Florida Atlantic	Coral Gables, Fla.
2/20	L	5-6	North Carolina	Coral Gables, Fla.	2/20	W	5-1	Florida	Coral Gables, Fla.	2/10	W	6-5	UCLA	Coral Gables, Fla.
2/21	W	14-4	North Carolina	Coral Gables, Fla.	2/20	L	1-4	Florida	Coral Gables, Fla.	2/11	W	7-6	UCLA	Coral Gables, Fla.
2/22	W	15-8	Mercer	Coral Gables, Fla.	2/21	L	1-4	Georgia Tech	Coral Gables, Fla.	2/12	W	7-6	UCLA	Coral Gables, Fla.
2/23	W	10-2	Mercer	Coral Gables, Fla.	2/22	W	10-7	Georgia Tech	Coral Gables, Fla.	2/14	W	17-1	Bethune-Cookman	Coral Gables, Fla.
2/24	W	9-0	Mercer (F)	Coral Gables, Fla.	2/23	W	10-4	Georgia Tech	Coral Gables, Fla.	2/15*	W	10-0	Italian Olympic	Coral Gables, Fla.
2/26	W	9-6	New Orleans	Coral Gables, Fla.	2/25	W	9-0	Florida State	Coral Gables, Fla.	2/16	L	2-5	Seton Hall	Coral Gables, Fla.
2/27	L	4-5	New Orleans	Coral Gables, Fla.	2/26	W	4-2	Florida State	Coral Gables, Fla.	2/17	W	9-1	Florida	Coral Gables, Fla.
2/28	L	6-10	New Orleans	Coral Gables, Fla.	2/28	W	11-10	Mercer	Coral Gables, Fla.	2/18	L	3-10	Florida	Coral Gables, Fla.
3/3	L	6-10	FIU	Coral Gables, Fla.	3/1	W	13-6	Mercer	Coral Gables, Fla.	2/19	W	15-2	Seton Hall	Coral Gables, Fla.
3/5	W	18-4	Florida Atlantic	Coral Gables, Fla.	3/2	W	7-4	Mercer	Coral Gables, Fla.	2/23	W	14-4	Colorado State	Coral Gables, Fla.
3/6	W	14-6	USF	Tampa, Fla.	3/3	W	8-4	FIU	Miami, Fla.	2/24	W	7-0	Florida State	Coral Gables, Fla.
3/9	W	13-1	Biscayne	Coral Gables, Fla.	3/4	W	6-1	USF	Tampa, Fla.	2/25	W	14-5	Florida State	Coral Gables, Fla.
3/10*	W	7-6	Baltimore Orioles	Coral Gables, Fla.	3/5	W	2-1	USF	Tampa, Fla.	2/26	L	6-7	Florida State	Coral Gables, Fla.
3/12	W	2-1	South Carolina	Coral Gables, Fla.	3/6	W	11-5	USF	Tampa, Fla.	3/1	W	2-0	New Orleans	Coral Gables, Fla.
3/13	W	4-3	South Carolina (12)	Coral Gables, Fla.	3/8	L	3-5	Florida	Gainesville, Fla.	3/2	L	2-5	New Orleans	Coral Gables, Fla.
3/14	W	8-6	South Carolina	Coral Gables, Fla.	3/9	W	3-2	Florida	Gainesville, Fla.	3/3	L	9-15	New Orleans	Coral Gables, Fla.
3/15	W	4-3	South Carolina	Coral Gables, Fla.	3/11	W	5-1	Texas A&M	Coral Gables, Fla.	3/4	W	9-3	New Orleans	Coral Gables, Fla.
3/16	W	12-0	George Washington	Coral Gables, Fla.	3/12	W	12-3	Southern Illinois	Coral Gables, Fla.	3/6	L	7-8	USF	Tampa, Fla.
3/17	W	10-4	Lewis	Coral Gables, Fla.	3/13*	L	0-4	Atlanta Braves	Coral Gables, Fla.	3/6	L	1-2	USF	Tampa, Fla.
3/18	W	16-2	George Washington	Coral Gables, Fla.	3/14	W	16-4	Texas A&M	Coral Gables, Fla.	3/7	L	11-18	USF	Tampa, Fla.
3/19	W	15-2	Bowling Green	Coral Gables, Fla.	3/15	W	14-5	Maine	Coral Gables, Fla.	3/9	L	9-14	South Carolina	Coral Gables, Fla.
3/20	W	9-2	Lewis	Coral Gables, Fla.	3/17	L	7-13	Southern Illinois	Coral Gables, Fla.	3/10	W	6-3	South Carolina	Coral Gables, Fla.
3/21	W	17-7	William Patterson	Coral Gables, Fla.	3/18	W	7-5	Maine	Coral Gables, Fla.	3/11	W	13-11	South Carolina	Coral Gables, Fla.
3/22	W	14-1	Bowling Green	Coral Gables, Fla.	3/19	W	9-0	Southern Illinois	Coral Gables, Fla.	3/13*	L	2-12	Baltimore Orioles	Coral Gables, Fla.
3/23*	L	4-12	Montreal Expos	West Palm Beach, Fla.	3/19	W	7-3	Southern Illinois	Coral Gables, Fla.	3/14	W	4-3	Southern Illinois	Coral Gables, Fla.
3/24	W	12-0	Bowling Green	Coral Gables, Fla.	3/20	W	7-3	Maine	Coral Gables, Fla.	3/15	W	17-0	George Washington	Coral Gables, Fla.
3/26	W	6-5	Florida State (10)	Tallahassee, Fla.	3/21	W	11-2	Montclair State	Coral Gables, Fla.	3/16	W	10-7	Southern Illinois	Coral Gables, Fla.
3/27	L	3-5	Florida State	Tallahassee, Fla.	3/22	W	6-1	Maine	Coral Gables, Fla.	3/17	W	11-7	Southern Illinois	Coral Gables, Fla.
3/28	L	3-9	Florida State	Tallahassee, Fla.	3/23	W	5-3	Illinois-Chicago	Coral Gables, Fla.	3/18	W	11-4	Rutgers	Coral Gables, Fla.
3/30*	L	0-7	Montreal Expos	Coral Gables, Fla.	3/24	W	17-3	Illinois-Chicago	Coral Gables, Fla.	3/19	W	17-0	Fordham	Coral Gables, Fla.
3/31	L	1-2	FIU	Coral Gables, Fla.	3/25	W	10-7	USF	Coral Gables, Fla.	3/20*	L	5-13	Atlanta Braves	Coral Gables, Fla.
4/1	L	9-11	Eckerd (11)	Coral Gables, Fla.	3/26	W	8-2	USF	Coral Gables, Fla.	3/21	W	9-7	Michigan State	Coral Gables, Fla.
4/2	W	5-4	USF	Coral Gables, Fla.	3/27	W	6-5	USF	Coral Gables, Fla.	3/22	W	11-4	Fordham	Coral Gables, Fla.
4/3	W	15-5	USF	Coral Gables, Fla.	3/29	W	8-5	Biscayne	Coral Gables, Fla.	3/23	W	5-3	Michigan State	Coral Gables, Fla.
4/4	W	13-12	FIU (13)	Miami, Fla.	3/30	W	8-4	St. Leo	Coral Gables, Fla.	3/24	L	4-9	Tulane	Coral Gables, Fla.
4/6*	W	15-6	Miami Marlins	Coral Gables, Fla.	3/31*	L	7-14	Baltimore Orioles	Coral Gables, Fla.	3/25	W	8-6	Cornell	Coral Gables, Fla.
4/7*	W	6-3	Miami Marlins	Coral Gables, Fla.	4/5	L	4-5	Stetson	DeLand, Fla.	3/28	W	8-6	Florida	Gainesville, Fla.
4/8	W	3-2	Stetson	Coral Gables, Fla.	4/5	W	15-8	Stetson	DeLand, Fla.	3/28	L	6-7	Florida (8)	Gainesville, Fla.
4/9	W	14-7	Stetson	Coral Gables, Fla.	4/6	W	14-6	Stetson	DeLand, Fla.	3/30	W	11-2	USF	Coral Gables, Fla.
4/10	L	2-4	Stetson	Coral Gables, Fla.	4/12	W	8-6	FIU	Coral Gables, Fla.	3/31	W	20-3	USF	Coral Gables, Fla.
4/11	L	0-5	FIU	Miami, Fla.	4/13	W	13-5	Florida Atlantic	Coral Gables, Fla.	4/1	L	13-16	USF	Coral Gables, Fla.
4/14	W	11-3	South Carolina	Columbia, S.C.	4/15	L	5-6	Florida State	Tallahassee, Fla.	4/6	L	7-8	Alabama	Coral Gables, Fla.
4/15	W	12-8	South Carolina	Columbia, S.C.	4/16	L	3-4	Florida State	Tallahassee, Fla.	4/7	L	1-7	Alabama	Coral Gables, Fla.
4/16	L	2-6	South Carolina	Columbia, S.C.	4/17	L	0-5	Florida State	Tallahassee, Fla.	4/8	W	8-3	Alabama	Coral Gables, Fla.
4/17	W	19-3	South Carolina (8)	Columbia, S.C.	4/19	W	7-2	FIU	Coral Gables, Fla.	4/10	W	6-2	FIU	Coral Gables, Fla.
4/18	L	2-6	Florida	Gainesville, Fla.	4/20	W	5-3	Biscayne	Coral Gables, Fla.	4/11	W	8-5	FIU	Miami, Fla.
4/19	W	8-7	Florida (11)	Gainesville, Fla.	4/21	W	4-2	Florida Atlantic	Pompano Beach, Fla.	4/13	L	2-3	Florida State	Tallahassee, Fla.
4/22	W	7-2	South Alabama	Coral Gables, Fla.	4/22	W	4-1	Stetson	Coral Gables, Fla.	4/14	W	4-3	Florida State	Tallahassee, Fla.
4/30	W	6-2	FIU	Coral Gables, Fla.	4/23	W	12-9	Stetson	Coral Gables, Fla.	4/15	L	4-5	Florida State (11)	Tallahassee, Fla.
5/6	W	4-3	Florida Atlantic	Coral Gables, Fla.	4/26	W	8-4	FIU	Miami, Fla.	4/17	L	7-8	Florida Atlantic	Coral Gables, Fla.
5/7	W	11-5	Florida State	Coral Gables, Fla.	4/27	W	6-2	Florida Atlantic	Coral Gables, Fla.	4/20	W	14-0	LSU	Coral Gables, Fla.
5/8	L	2-9	Florida State	Coral Gables, Fla.	4/28	W	11-5	New Orleans	Coral Gables, Fla.	4/21	W	6-5	LSU	Coral Gables, Fla.
5/9	T	7-7	Florida State (5)	Coral Gables, Fla.	4/29	L	0-2	New Orleans	Coral Gables, Fla.	4/22	L	9-10	LSU	Coral Gables, Fla.
5/11	L	5-6	Georgia Southern (11)	Statesboro, Ga.	4/30	W	9-5	New Orleans	Coral Gables, Fla.	4/24	W	6-5	Florida Atlantic	Coral Gables, Fla.
5/12	W	14-5	Georgia Southern	Statesboro, Ga.	5/1	W	5-4	New Orleans	Coral Gables, Fla.	4/26	W	7-3	Stetson	Coral Gables, Fla.
5/14	W	10-7	Georgia Tech	Atlanta, Ga.	5/3	W	4-0	Biscayne	Coral Gables, Fla.	4/27	W	11-1	Stetson	Coral Gables, Fla.
5/15	W	13-3	Georgia Tech	Atlanta, Ga.	5/4	W	16-5	FIU	Coral Gables, Fla.	4/28	W	5-4	Stetson	Coral Gables, Fla.
5/21	W	8-6	Arizona State	Tempe, Ariz.	5/6	L	0-10	South Alabama	Mobile, Ala.	5/6	L	1-3	Maine	Orono, Maine
5/22	L	1-3	Arizona State	Tempe, Ariz.	5/7	L	1-2	South Alabama (6)	Mobile, Ala.	5/6	L	0-5	Maine	Orono, Maine
5/23	L	7-8	Arizona State	Tempe, Ariz.	5/8	W	7-3	South Alabama	Mobile, Ala.	5/9	W	5-0	FIU	Miami, Fla.
5/29+	W	18-2	Stetson	Coral Gables, Fla.	5/10	L	2-3	New Orleans	New Orleans, La.	5/11	W	5-2	FIU	Coral Gables, Fla.
5/29+	W	9-4	USF	Coral Gables, Fla.	5/11	W	6-5	New Orleans	New Orleans, La.	5/12	W	8-3	FIU	Coral Gables, Fla.
5/30+	W	15-3	Stetson	Coral Gables, Fla.	5/13	L	3-4	South Carolina	Coral Gables, Fla.	5/14	W	13-4	Oral Roberts	Tulsa, Okla.
6/4#	W	7-2	Maine	Omaha, Neb.	5/14	W	6-5	South Carolina (10)	Coral Gables, Fla.	5/15	L	3-4	Oral Roberts	Tulsa, Okla.
6/7#	W	4-3	Wichita State	Omaha, Neb.	5/15	W	9-7	South Carolina	Coral Gables, Fla.	5/17	L	7-8	Wichita State (11)	Wichita, Kan.
6/10#	W	2-1	Texas	Omaha, Neb.	5/17	W	27-10	Ft. Lauderdale College	Coral Gables, Fla.	5/18	W	14-4	Wichita State	Wichita, Kan.
6/11#	W	10-4	Maine	Omaha, Neb.	5/18	W	6-1	Ft. Lauderdale College	Coral Gables, Fla.	5/19	W	5-4	Wichita State	Wichita, Kan.
6/12#	W	9-3	Wichita State	Omaha, Neb.	5/20	L	3-6	Cal State Fullerton	Fullerton, Calif.	5/24+	W	6-5	Florida	Tallahassee, Fla.
					5/21	W	3-0	Cal State Fullerton	Fullerton, Calif.	5/26+	W	13-8	Stetson	Tallahassee, Fla.
					5/22	L	3-4	Cal State Fullerton	Fullerton, Calif.	5/26+	W	6-4	East Carolina	Tallahassee, Fla.
					5/27+	L	4-6	Alabama	Tallahassee, Fla.	5/27+	L	4-6	South Alabama	Tallahassee, Fla.
					5/28+	W	14-5	South Alabama	Tallahassee, Fla.	5/28+	W	10-2	South Alabama	Tallahassee, Fla.
					5/29+	W	10-5	Florida State	Tallahassee, Fla.	6/2#	L	6-9	Arizona State	Omaha, Neb.
					5/29+	L	9-11	Alabama	Tallahassee, Fla.	6/3#	W	13-7	Maine	Omaha, Neb.
										6/6#	L	5-13	Cal State Fullerton	Omaha, Neb.

## 1983

61-21 (.744)

### NCAA TOURNAMENT

2/4	L	3-4	Arizona State	Coral Gables, Fla.
2/5	W	16-5	Arizona State	Coral Gables, Fla.
2/6	W	13-5	Arizona State	Coral Gables, Fla.
2/9	L	8-9	Florida Atlantic	Coral Gables, Fla.
2/11	W	12-8	Wichita State	Coral Gables, Fla.
2/14	L	3-5	Wichita State	Coral Gables, Fla.
2/14	L	3-5	Wichita State	Coral Gables, Fla.
2/15	W	12-3	Bethune-Cookman	Coral Gables, Fla.
2/17	W	11-4	Seton Hall	Coral Gables, Fla.

## 1984

48-28 (.632)

### COLLEGE WORLD SERIES

2/3	L	7-9	Florida	Coral Gables, Fla.
2/4	W	10-4	Florida State	Coral Gables, Fla.
2/5	L	4-6	USF	Coral Gables, Fla.

## 1985

64-16 (.800)

### NATIONAL CHAMPION

2/1	W	14-5	South Alabama	Coral Gables, Fla.
2/2	W	12-9	South Alabama	Coral Gables, Fla.





# ALL-TIME RESULTS

2/3	L	5-7	South Alabama	Coral Gables, Fla.
2/5	L	3-4	USF	Tampa, Fla.
2/9	W	5-2	Arkansas	Coral Gables, Fla.
2/9	W	2-1	Arkansas	Coral Gables, Fla.
2/10	W	4-0	Arkansas	Coral Gables, Fla.
2/12	W	14-7	Armstrong State	Coral Gables, Fla.
2/13	W	15-3	Armstrong State	Coral Gables, Fla.
2/15	W	5-2	Florida	Coral Gables, Fla.
2/16	L	2-4	Florida	Coral Gables, Fla.
2/17	W	5-2	Florida	Coral Gables, Fla.
2/18	W	9-4	Seton Hall	Coral Gables, Fla.
2/20	L	1-4	St. Thomas	Coral Gables, Fla.
2/22	L	2-5	Florida State	Coral Gables, Fla.
2/23	W	15-4	Florida State	Coral Gables, Fla.
2/24	W	6-5	Florida State (10)	Coral Gables, Fla.
2/27	W	17-4	Tampa	Coral Gables, Fla.
2/28	W	8-6	New Orleans	Coral Gables, Fla.
3/1	W	10-0	New Orleans	Coral Gables, Fla.
3/2	W	8-3	New Orleans	Coral Gables, Fla.
3/3	W	5-3	New Orleans	Coral Gables, Fla.
3/5	W	7-3	Rice	Coral Gables, Fla.
3/6	W	11-3	Rice	Coral Gables, Fla.
3/8	W	10-1	Maine	Coral Gables, Fla.
3/9	W	9-3	Maine	Coral Gables, Fla.
3/10	W	3-2	James Madison	Coral Gables, Fla.
3/12	W	6-5	Creighton	Coral Gables, Fla.
3/13	W	14-7	Creighton	Coral Gables, Fla.
3/14	W	12-4	Southern Illinois	Coral Gables, Fla.
3/15	W	2-0	Southern Illinois	Coral Gables, Fla.
3/16	W	7-6	Southern Illinois	Coral Gables, Fla.
3/17	W	9-3	Rutgers (7)	Coral Gables, Fla.
3/18	W	14-2	Mercer	Coral Gables, Fla.
3/19	W	11-3	Michigan State	Coral Gables, Fla.
3/20	W	5-3	Maine	Coral Gables, Fla.
3/22	W	18-5	Michigan State (7)	Coral Gables, Fla.
3/23	W	5-1	Mercer	Coral Gables, Fla.
3/23	W	9-4	Maine	Coral Gables, Fla.
3/24	L	2-3	Maine (10)	Coral Gables, Fla.
3/27	W	6-3	Michigan State	Coral Gables, Fla.
3/29	W	5-1	Michigan State	Coral Gables, Fla.
3/30	L	6-7	Michigan State	Coral Gables, Fla.
4/3	W	6-2	Florida Atlantic	Coral Gables, Fla.
4/5	W	11-1	Southern Calif. (7)	Oklahoma City, Okla.
4/6	L	1-7	Oklahoma	Oklahoma City, Okla.
4/6	W	6-3	Cal State Fullerton	Oklahoma City, Okla.
4/7	W	8-6	USC	Oklahoma City, Okla.
4/9	W	12-1	Barry	Coral Gables, Fla.
4/10	W	6-3	FIU	Coral Gables, Fla.
4/12	W	3-2	Florida State	Tallahassee, Fla.
4/13	L	5-13	Florida State	Tallahassee, Fla.
4/14	W	8-5	Florida State (10)	Tallahassee, Fla.
4/16	W	5-0	Barry	Coral Gables, Fla.
4/17	W	4-3	FIU	Miami, Fla.
4/19	W	11-0	Florida	Gainesville, Fla.
4/20	W	6-4	Florida	Gainesville, Fla.
4/24	W	11-3	Florida Atlantic	Coral Gables, Fla.
4/29	W	12-10	Stetson	DeLand, Fla.
4/30	L	2-13	Stetson	DeLand, Fla.
4/30	W	4-3	Stetson	DeLand, Fla.
5/3	W	14-10	Alabama	Dothan, Ala.
5/4	L	6-12	Alabama	Tuscaloosa, Ala.
5/5	L	7-11	Alabama	Tuscaloosa, Ala.
5/11	L	6-7	UCF	Coral Gables, Fla.
5/12	W	18-5	UCF	Coral Gables, Fla.
5/12	W	28-5	UCF	Coral Gables, Fla.
5/17	W	9-0	USF	Coral Gables, Fla.
5/18	L	1-2	USF	Coral Gables, Fla.
5/19	W	8-3	USF	Coral Gables, Fla.
5/24+	W	22-6	Princeton	Coral Gables, Fla.
5/26+	W	11-6	Virginia	Coral Gables, Fla.
5/27+	L	1-8	Florida	Coral Gables, Fla.
5/28+	W	12-9	Florida	Coral Gables, Fla.
6/1#	W	17-3	Stanford	Omaha, Neb.
6/5#	L	4-8	Texas	Omaha, Neb.
6/6#	W	2-1	Oklahoma State	Omaha, Neb.
6/8#	W	6-5	Mississippi State	Omaha, Neb.
6/9#	W	2-1	Texas	Omaha, Neb.
6/11#	W	10-6	Texas	Omaha, Neb.

## 1986 50-17 (.746)

### COLLEGE WORLD SERIES

2/8	W	5-3	Texas	Coral Gables, Fla.
2/9	W	10-7	Texas	Coral Gables, Fla.
2/11	L	2-7	USF	Tampa, Fla.
2/12	W	6-5	USF	Tampa, Fla.
2/14	W	7-6	Florida	Coral Gables, Fla.
2/15	W	7-6	Florida (10)	Coral Gables, Fla.
2/16	W	5-1	Seton Hall	Coral Gables, Fla.
2/17	W	5-0	Seton Hall	Coral Gables, Fla.
2/21	L	4-12	USF	Coral Gables, Fla.
2/22	W	24-2	USF	Coral Gables, Fla.
2/25	W	6-0	FIU	Coral Gables, Fla.
2/27	W	5-3	FIU (11)	Miami, Fla.
2/28	W	5-4	Florida Southern	Coral Gables, Fla.
3/1	W	9-7	Florida Southern	Coral Gables, Fla.
3/4	L	9-10	St. Thomas	Coral Gables, Fla.
3/7	W	7-6	Maine	Coral Gables, Fla.
3/8	W	4-1	Southern Illinois	Coral Gables, Fla.
3/11	W	6-5	Florida	Gainesville, Fla.
3/12	W	9-7	Florida	Gainesville, Fla.
3/14	W	5-2	Southern Illinois	Coral Gables, Fla.
3/16	W	2-1	Creighton	Coral Gables, Fla.
3/17	W	2-1	Maine	Coral Gables, Fla.
3/18	W	7-6	Rutgers	Coral Gables, Fla.
3/19	W	9-3	Maine	Coral Gables, Fla.
3/22	W	6-2	Maine	Coral Gables, Fla.
3/23	L	6-8	Maine	Coral Gables, Fla.
3/27	L	2-3	Michigan State	Coral Gables, Fla.
3/28	W	7-3	Bowling Green	Coral Gables, Fla.
3/29	W	3-0	Air Force	Coral Gables, Fla.
3/29	W	12-8	Bowling Green	Coral Gables, Fla.
4/1	W	9-1	Barry	Coral Gables, Fla.
4/4	W	10-5	Michigan (7)	Minneapolis, Minn.
4/5*	W	8-0	Panama Olympic	Minneapolis, Minn.
4/5	L	3-7	Minnesota	Minneapolis, Minn.
4/6	L	5-7	Michigan (10)	Minneapolis, Minn.
4/8	W	1-0	Alabama (7)	Mobile, Ala.
4/9	L	4-8	South Alabama	Mobile, Ala.
4/11	L	1-6	Florida State	Tallahassee, Fla.
4/12	W	4-3	Florida State	Tallahassee, Fla.
4/13	L	3-8	Florida State	Tallahassee, Fla.
4/16	L	8-9	FIU (13)	Miami, Fla.
4/17	W	1-6	Jacksonville	Coral Gables, Fla.
4/18	W	10-3	Jacksonville	Coral Gables, Fla.
4/19	W	12-1	Jacksonville	Coral Gables, Fla.
4/24	W	17-6	Stetson	Coral Gables, Fla.
4/25	W	12-4	Stetson	Coral Gables, Fla.
4/26	W	9-1	Stetson	Coral Gables, Fla.
4/29	W	6-3	Florida Atlantic	Coral Gables, Fla.
5/2	W	11-10	Florida State	Coral Gables, Fla.
5/3	L	6-14	Florida State	Coral Gables, Fla.
5/4	W	7-5	Florida State	Coral Gables, Fla.
5/6	W	8-7	Tampa (10)	Coral Gables, Fla.
5/9	W	6-5	Clemson	Greenville, S.C.
5/10	L	4-7	Clemson	Greenville, S.C.
5/11	L	5-9	Clemson	Greenville, S.C.
5/12	W	9-6	Maine	Orono, Maine
5/13	L	6-9	Maine	Orono, Maine
5/14	W	9-1	Maine	Orono, Maine
5/23+	W	10-8	Western Carolina	Coral Gables, Fla.
5/24+	W	7-5	South Carolina	Coral Gables, Fla.
5/25+	W	7-6	Georgia Tech (10)	Coral Gables, Fla.
5/26+	W	15-9	Georgia Tech (10)	Coral Gables, Fla.
5/31#	W	6-2	Oklahoma State	Omaha, Neb.
6/3#	L	2-7	Florida State	Omaha, Neb.
6/5#	W	4-3	LSU	Omaha, Neb.
6/7#	W	4-3	Arizona	Omaha, Neb.
6/8#	L	3-4	Florida State	Omaha, Neb.

## 1987 35-24-1 (.583)

### NCAA TOURNAMENT

2/8	L	6-16	Texas	Austin, Texas
2/9	L	7-8	Texas	Austin, Texas
2/13	L	2-4	USF	Coral Gables, Fla.
2/14	W	10-8	USF	Coral Gables, Fla.
2/15	L	5-11	Seton Hall	Coral Gables, Fla.
2/17	L	1-5	Tampa	Coral Gables, Fla.
2/20	W	7-2	LSU	New Orleans, La.
2/21	L	4-5	New Orleans (10)	New Orleans, La.

2/22	L	3-4	Tulane (11)	New Orleans, La.
2/24	W	8-1	Wake Forest	Coral Gables, Fla.
2/25	W	8-3	Wake Forest	Coral Gables, Fla.
2/27	W	4-2	Florida	Coral Gables, Fla.
2/28	W	12-4	Florida	Coral Gables, Fla.
3/3	W	4-2	USF	Tampa, Fla.
3/4	L	3-7	USF	Tampa, Fla.
3/7	W	1-6	Maine	Coral Gables, Fla.
3/8	L	9-10	Maine	Coral Gables, Fla.
3/9	W	5-1	Georgetown	Coral Gables, Fla.
3/11	W	9-4	Maine	Coral Gables, Fla.
3/13	W	9-4	Southern Illinois	Coral Gables, Fla.
3/14	W	7-0	Southern Illinois	Coral Gables, Fla.
3/15	L	2-5	Creighton	Coral Gables, Fla.
3/16	W	10-9	Creighton	Coral Gables, Fla.
3/17	L	7-12	Rutgers	Coral Gables, Fla.
3/18	W	5-0	Maine	Coral Gables, Fla.
3/20	L	2-8	Clemson	Coral Gables, Fla.
3/21	L	9-11	Clemson	Coral Gables, Fla.
3/22	T	10-10	Clemson	Coral Gables, Fla.
3/23	W	10-4	Maine	Coral Gables, Fla.
3/25	W	6-3	Michigan State	Coral Gables, Fla.
3/27	L	0-5	Arizona	Coral Gables, Fla.
3/28	W	7-3	Arizona	Coral Gables, Fla.
3/29	W	9-8	Arizona	Coral Gables, Fla.
3/31	W	8-2	Stetson	DeLand, Fla.
4/1	W	6-4	Stetson	DeLand, Fla.
4/3	W	7-4	FIU	Coral Gables, Fla.
4/4	W	12-1	FIU	Coral Gables, Fla.
4/5	L	6-7	FIU (12)	Miami, Fla.
4/7	W	6-5	Florida Southern	Coral Gables, Fla.
4/10	L	3-14	Florida State	Tallahassee, Fla.
4/11	W	1-6	Florida State	Tallahassee, Fla.
4/12	W	11-10	Florida State (11)	Tallahassee, Fla.
4/14	W	9-4	New Orleans	Coral Gables, Fla.
4/15	W	7-5	New Orleans	Coral Gables, Fla.
4/17	W	19-9	Florida Atlantic	Coral Gables, Fla.
4/18	W	18-2	Barry	Coral Gables, Fla.
4/21	L	2-3	Florida	Gainesville, Fla.
4/22	L	5-6	Florida	Gainesville, Fla.
4/24	W	4-3	James Madison	Norfolk, Va.
4/28	W	12-3	FIU	Coral Gables, Fla.
5/1	W	4-3	Florida State	Coral Gables, Fla.
5/2	L	4-6	Florida State	Coral Gables, Fla.
5/3	L	6-8	Florida State	Coral Gables, Fla.
5/8	L	3-4	North Carolina	Chapel Hill, N.C.
5/9	W	9-4	North Carolina	Chapel Hill, N.C.
5/10	W	10-2	North Carolina	Chapel Hill, N.C.
5/17	L	3-6	New Orleans	Coral Gables, Fla.
5/18	L	5-6	New Orleans	Coral Gables, Fla.
5/21+	L	6-11	Georgia Southern	Tallahassee, Fla.
5/22+	L	2-5	Florida State	Tallahassee, Fla.

## 1988 52-14-1 (.776)

### COLLEGE WORLD SERIES

2/5	W	9-0	Mercer	Coral Gables, Fla.
2/6	W	24-1	Mercer (7)	Coral Gables, Fla.
2/7	W	17-7	Mercer	Coral Gables, Fla.
2/12	W	1-0	USF	Coral Gables, Fla.
2/13	W	4-3	USF	Coral Gables, Fla.
2/14	W	9-4	Seton Hall	Coral Gables, Fla.
2/16	W	4-0	Eckerd	Coral Gables, Fla.
2/17	W	5-0	Barry	Coral Gables, Fla.
2/21	L	2-3	Florida (7)	Gainesville, Fla.
2/21	W	9-7	Florida	Gainesville, Fla.
2/23	W	10-3	Wake Forest	Coral Gables, Fla.
2/24	W	4-2	Wake Forest	Coral Gables, Fla.
2/27	L	5-8	Texas	Coral Gables, Fla.
2/28	W	3-2	Texas	Coral Gables, Fla.
3/1	W	6-2	St. Thomas	Coral Gables, Fla.
3/4	W	13-1	Maine	Coral Gables, Fla.
3/5	W	10-1	Maine	Coral Gables, Fla.
3/6	W	8-7	Purdue	Coral Gables, Fla.
3/8	W	9-2	Navy	Coral Gables, Fla.
3/10	W	8-2	Georgetown	Coral Gables, Fla.
3/11	W	7-6	Southern Illinois	Coral Gables, Fla.
3/12	W	6-5	Southern Illinois	Coral Gables, Fla.
3/13	W	11-2	Creighton	Coral Gables, Fla.
3/14	W	9-4	Creighton	Coral Gables, Fla.
3/17	W	10-5	St. Francis Brooklyn	Coral Gables, Fla.
3/18	L	3-6	Maine	Coral Gables, Fla.

# ALL-TIME RESULTS

3/20	W	6-5	Maine (10)	Coral Gables, Fla.
3/20	W	3-2	Maine	Coral Gables, Fla.
3/22	W	4-2	Rutgers	Coral Gables, Fla.
3/23	W	8-2	Rutgers	Coral Gables, Fla.
3/24	W	14-6	Air Force	Coral Gables, Fla.
3/25	L	6-7	Michigan State	Coral Gables, Fla.
3/26	L	4-5	Michigan State	Coral Gables, Fla.
3/27	W	10-8	Michigan State (10)	Coral Gables, Fla.
3/30	W	19-1	NcNeese State	Coral Gables, Fla.
4/1	W	11-3	Florida	Coral Gables, Fla.
4/2	W	5-3	Florida	Coral Gables, Fla.
4/5	W	15-2	Niagara	Coral Gables, Fla.
4/6	W	4-2	FIU	Miami, Fla.
4/8	W	8-3	Florida State	Tallahassee, Fla.
4/9	L	8-20	Florida State	Tallahassee, Fla.
4/10	T	5-5	Florida State (8)	Tallahassee, Fla.
4/13	W	12-3	Florida Atlantic	Coral Gables, Fla.
4/15	W	8-2	Tulane	Coral Gables, Fla.
4/16	L	1-4	Tulane	Coral Gables, Fla.
4/18	W	11-4	USF	Tampa, Fla.
4/19	L	8-11	USF	Tampa, Fla.
4/22	W	8-3	FIU	Coral Gables, Fla.
4/23	L	1-2	FIU	Coral Gables, Fla.
4/26	W	8-5	Tampa	Coral Gables, Fla.
4/29	W	9-3	Stanford	Coral Gables, Fla.
4/30	W	7-3	Stanford	Coral Gables, Fla.
5/6	L	5-6	Florida State	Coral Gables, Fla.
5/7	W	9-7	Florida State	Coral Gables, Fla.
5/8	L	3-6	Florida State	Coral Gables, Fla.
5/13	W	8-1	Maine	Orono, Maine
5/14	W	11-3	Maine	Old Orchard, Maine
5/15	L	5-6	Maine (13)	Old Orchard, Maine
5/16	W	13-5	Maine	Orono, Maine
5/20	W	6-4	Stetson	Coral Gables, Fla.
5/25+	W	4-0	Towson	Coral Gables, Fla.
5/28+	W	18-8	James Madison	Coral Gables, Fla.
5/28+	W	4-2	Georgia Tech	Coral Gables, Fla.
5/29+	W	10-3	South Carolina	Coral Gables, Fla.
6/4#	L	3-6	Cal State Fullerton	Omaha, Neb.
6/6#	W	8-4	Fresno State	Omaha, Neb.
6/7#	L	1-2	Stanford	Omaha, Neb.

## 1989 49-18 (.731)

### COLLEGE WORLD SERIES

2/5	W	4-1	UCF	Coral Gables, Fla.
2/6	W	5-1	UCF	Coral Gables, Fla.
2/7	W	15-0	UCF	Coral Gables, Fla.
2/10	W	1-0	USF (12)	Coral Gables, Fla.
2/11	W	9-5	USF	Coral Gables, Fla.
2/17	W	4-1	Tennessee	Coral Gables, Fla.
2/18	L	5-6	Tennessee (11)	Coral Gables, Fla.
2/19	W	11-2	Seton Hall	Coral Gables, Fla.
2/20	L	1-5	Seton Hall	Coral Gables, Fla.
2/25	W	6-5	Texas	Austin, Texas
2/26	L	2-5	Texas	Austin, Texas
2/27	L	5-6	Texas	Austin, Texas
3/1	W	9-1	Barry	Coral Gables, Fla.
3/3	W	5-4	Minnesota	Coral Gables, Fla.
3/4	W	13-4	Minnesota	Coral Gables, Fla.
3/5	W	7-6	Minnesota	Coral Gables, Fla.
3/8	L	2-4	Notre Dame	Coral Gables, Fla.
3/9	W	17-0	Boston University (7)	Coral Gables, Fla.
3/10	W	6-0	Southern Illinois	Coral Gables, Fla.
3/11	W	10-6	Southern Illinois	Coral Gables, Fla.
3/12	W	2-1	Creighton (10)	Coral Gables, Fla.
3/13	W	6-5	Creighton	Coral Gables, Fla.
3/14*	L	0-5	Baltimore Orioles	Coral Gables, Fla.
3/15	W	6-3	Pace	Coral Gables, Fla.
3/17	W	8-1	Maine	Coral Gables, Fla.
3/18	W	2-0	Maine	Coral Gables, Fla.
3/19	L	3-4	Maine	Coral Gables, Fla.
3/21	L	10-13	Florida	Coral Gables, Fla.
3/22	W	4-0	Florida	Coral Gables, Fla.
3/24	W	16-8	Rutgers	Coral Gables, Fla.
3/25	W	7-4	Rutgers	Coral Gables, Fla.
3/27	W	7-5	Michigan State	Coral Gables, Fla.
3/28	W	5-3	Stetson	Coral Gables, Fla.
3/29	L	8-9	Stetson (10)	Coral Gables, Fla.
4/1	L	1-7	Florida	Gainesville, Fla.
4/2	L	2-3	Florida	Gainesville, Fla.
4/7	L	0-3	Florida State	Tallahassee, Fla.

4/8	W	8-1	Florida State	Tallahassee, Fla.
4/9	L	3-11	Florida State	Tallahassee, Fla.
4/14	W	14-0	Florida Atlantic	Coral Gables, Fla.
4/15	W	14-0	Florida Atlantic	Coral Gables, Fla.
4/18	W	9-0	St. Thomas	Coral Gables, Fla.
4/21	W	5-2	FIU	Coral Gables, Fla.
4/22	W	7-2	FIU	Coral Gables, Fla.
4/23	W	9-6	FIU	Miami, Fla.
4/25	W	5-3	Boca Raton	Coral Gables, Fla.
4/28	W	11-5	Clemson	Clemson, S.C.
4/29	W	10-2	Clemson	Clemson, S.C.
4/30	L	4-5	Clemson	Clemson, S.C.
5/2	W	7-6	Eckerd	Coral Gables, Fla.
5/5	W	11-2	Florida State	Coral Gables, Fla.
5/6	W	8-2	Florida State	Coral Gables, Fla.
5/7	L	4-8	Florida State	Coral Gables, Fla.
5/9	L	12-13	Tampa	Coral Gables, Fla.
5/12	W	12-3	Mercer	Coral Gables, Fla.
5/13	W	9-4	Mercer	Coral Gables, Fla.
5/14	W	10-3	Mercer	Coral Gables, Fla.
5/19	W	7-4	NC State	Chapel Hill, N.C.
5/20	W	2-0	Clemson	Chapel Hill, N.C.
5/21	W	11-1	Arizona	Chapel Hill, N.C.
5/25+	W	3-1	Villanova	Gainesville, Fla.
5/26+	L	7-9	Georgia Tech	Gainesville, Fla.
5/27+	W	9-1	Florida	Gainesville, Fla.
5/27+	W	10-1	UCF	Gainesville, Fla.
5/28+	W	4-1	Villanova	Gainesville, Fla.
6/3#	W	5-2	LSU	Omaha, Neb.
6/5#	L	2-12	Texas	Omaha, Neb.
6/6#	L	3-6	LSU	Omaha, Neb.

## 1990 52-13 (.800)

### NCAA TOURNAMENT

2/2	W	7-0	Seton Hall	Coral Gables, Fla.
2/3	W	17-3	Seton Hall	Coral Gables, Fla.
2/4	W	8-2	Seton Hall	Coral Gables, Fla.
2/9	W	7-4	USF	Tampa, Fla.
2/10	L	3-4	USF	Tampa, Fla.
2/11	W	4-2	UCF	Orlando, Fla.
2/14	W	7-1	Barry	Coral Gables, Fla.
2/16	W	6-5	Texas	Coral Gables, Fla.
2/17	W	7-1	Texas	Coral Gables, Fla.
2/18	W	7-6	Texas	Coral Gables, Fla.
2/21	W	10-2	St. Francis Brooklyn	Coral Gables, Fla.
2/24	L	4-5	Florida	Coral Gables, Fla.
2/24	W	12-10	Florida	Coral Gables, Fla.
2/25	W	17-1	St. Francis Brooklyn	Coral Gables, Fla.
2/28	W	15-7	Eckerd	Coral Gables, Fla.
3/3	W	6-3	Florida	Gainesville, Fla.
3/4	W	8-2	Florida	Gainesville, Fla.
3/5	W	4-1	Stetson	DeLand, Fla.
3/6	W	5-4	Stetson (11)	DeLand, Fla.
3/9	W	5-1	Southern Illinois	Coral Gables, Fla.
3/10	L	0-1	Southern Illinois	Coral Gables, Fla.
3/11	W	25-1	Boston University	Coral Gables, Fla.
3/13	W	4-0	Davidson	Coral Gables, Fla.
3/15	L	2-3	Davidson	Coral Gables, Fla.
3/16	W	6-2	Rutgers	Coral Gables, Fla.
3/17	W	6-3	Rutgers	Coral Gables, Fla.
3/18	W	12-1	Georgetown	Coral Gables, Fla.
3/20	W	12-2	Washington State	Coral Gables, Fla.
3/21	L	0-3	Washington State	Coral Gables, Fla.
3/22	W	9-2	Clemson	Coral Gables, Fla.
3/23	W	11-5	Clemson	Coral Gables, Fla.
3/24	W	2-1	Clemson	Coral Gables, Fla.
3/28	W	12-1	Northeastern	Coral Gables, Fla.
3/30	W	2-1	Wichita State	Minneapolis, Minn.
3/31	W	3-0	Minnesota (7)	Minneapolis, Minn.
4/1	W	4-3	Stanford (10)	Minneapolis, Minn.
4/3	W	22-0	Bethune-Cookman (7)	Coral Gables, Fla.
4/6	W	3-1	North Florida	Coral Gables, Fla.
4/7	W	13-2	St. Thomas	Coral Gables, Fla.
4/10	W	5-3	New Orleans	Coral Gables, Fla.
4/11	W	4-2	New Orleans	Coral Gables, Fla.
4/13	L	3-7	Florida State	Tallahassee, Fla.
4/14	W	8-5	Florida State	Tallahassee, Fla.
4/15	W	8-3	Florida State	Tallahassee, Fla.
4/18	W	6-2	St. Thomas	Coral Gables, Fla.
4/20	W	16-6	FIU	Coral Gables, Fla.
4/21	W	6-5	FIU	Coral Gables, Fla.

4/22	W	7-1	FIU	Miami, Fla.
4/25	W	2-1	Tampa (10)	Coral Gables, Fla.
4/27	W	19-2	Nova Southeastern	Coral Gables, Fla.
4/28	W	11-3	Florida Atlantic	Coral Gables, Fla.
5/4	W	7-3	Florida State	Coral Gables, Fla.
5/5	L	2-6	Florida State	Coral Gables, Fla.
5/6	L	4-8	Florida State	Coral Gables, Fla.
5/11	L	1-4	Maine	Orono, Maine
5/12	L	5-9	Maine	Orono, Maine
5/14	L	0-4	Maine	Orono, Maine
5/14	W	6-4	Maine (7)	Orono, Maine
5/18	W	4-3	UCF	Coral Gables, Fla.
5/19	W	9-0	UCF	Coral Gables, Fla.
5/25+	W	4-3	Stetson	Coral Gables, Fla.
5/27+	W	5-2	USF	Coral Gables, Fla.
5/28+	L	2-6	The Citadel	Coral Gables, Fla.
5/28+	W	6-1	NC State	Coral Gables, Fla.
5/29+	L	1-4	The Citadel	Coral Gables, Fla.

## 1991 46-17 (.730)

### NCAA TOURNAMENT

2/1	W	9-8	California	Coral Gables, Fla.
2/2	W	6-4	California	Coral Gables, Fla.
2/3	W	13-6	California	Coral Gables, Fla.
2/8	L	2-6	Texas	Austin, Texas
2/9	L	5-7	Texas	Austin, Texas
2/10	W	6-5	Texas	Austin, Texas
2/12	W	6-1	Tampa	Coral Gables, Fla.
2/15	W	8-1	Stetson	Coral Gables, Fla.
2/16	W	2-0	Stetson	Coral Gables, Fla.
2/19	W	6-1	USF	Coral Gables, Fla.
2/20	W	4-3	USF	Coral Gables, Fla.
2/23	W	5-3	Florida	Gainesville, Fla.
2/24	W	8-7	Florida	Gainesville, Fla.
2/26	W	4-2	Florida	Coral Gables, Fla.
2/27	W	9-7	Florida (10)	Coral Gables, Fla.
3/1	L	3-4	LSU	New Orleans, La.
3/2	W	12-3	New Orleans	New Orleans, La.
3/3	L	2-5	Tulane	New Orleans, La.
3/5	W	11-3	NC State	Coral Gables, Fla.
3/6	L	2-4	NC State	Coral Gables, Fla.
3/8	L	1-2	Southern Illinois	Coral Gables, Fla.
3/9	W	12-0	Southern Illinois	Coral Gables, Fla.
3/10	W	17-5	George Washington	Coral Gables, Fla.
3/11	W	5-1	George Washington	Coral Gables, Fla.
3/13	W	2-1	Maine	Coral Gables, Fla.
3/14	W	9-3	Pennsylvania	Coral Gables, Fla.
3/15	W	5-3	Maine	Coral Gables, Fla.
3/16	W	9-0	Maine	Coral Gables, Fla.
3/17	W	7-0	Maine	Coral Gables, Fla.
3/19	W	5-0	Minnesota	Coral Gables, Fla.
3/20	L	0-9	Minnesota	Coral Gables, Fla.
3/22	W	5-2	Rutgers	Coral Gables, Fla.
3/23	W	20-4	Rutgers	Coral Gables, Fla.
3/24	W	10-2	Minnesota	Coral Gables, Fla.
3/26	W	5-1	Eastern Illinois	Coral Gables, Fla.
3/29	W	9-3	Northeastern	Coral Gables, Fla.
3/30	W	17-4	Northeastern (7)	Coral Gables, Fla.
3/30	W	8-1	Northeastern	Coral Gables, Fla.
4/5	W	8-7	Florida Atlantic	Coral Gables, Fla.
4/6	W	6-3	St. Thomas	Coral Gables, Fla.
4/9	W	8-7	North Florida	Coral Gables, Fla.
4/12	L	2-7	Florida State	Tallahassee, Fla.
4/13	L	4-12	Florida State	Tallahassee, Fla.
4/14	L	5-8	Florida State	Tallahassee, Fla.
4/17	W	4-3	St. Thomas (12)	Coral Gables, Fla.
4/19	W	6-2	Eastern Kentucky	Coral Gables, Fla.
4/20	W	4-0	Eastern Kentucky	Coral Gables, Fla.
4/21	L	2-3	Eastern Kentucky	Coral Gables, Fla.
4/26	L	2-5	FIU	Coral Gables, Fla.
4/27	W	1-1	FIU	Coral Gables, Fla.
4/28	W	8-0	FIU	Miami, Fla.
5/3	L	2-3	Florida State	Coral Gables, Fla.
5/4	L	1-4	Florida State	Coral Gables, Fla.
5/5	W	8-6	Florida State	Coral Gables, Fla.
5/10	W	4-2	Georgia Southern	Coral Gables, Fla.
5/11	W	7-0	Georgia Southern	Coral Gables, Fla.
5/12	W	10-5	Georgia Southern	Coral Gables, Fla.
5/17	L	5-9	Georgia Tech	Atlanta, Ga.
5/18	W	10-7	Georgia Tech	Atlanta, Ga.
5/19	W	7-1	Georgia Tech	Atlanta, Ga.



# ALL-TIME RESULTS

5/23+	W	13-1	Portland	Fresno, Calif.
5/24+	L	6-13	Cal State Northridge	Fresno, Calif.
5/25+	L	7-15	Stanford	Fresno, Calif.

## 1992 55-10 (.846)

### COLLEGE WORLD SERIES

2/7	W	14-2	Seton Hall	Coral Gables, Fla.
2/8	W	25-3	Seton Hall	Coral Gables, Fla.
2/9	W	4-1	Seton Hall	Coral Gables, Fla.
2/13	W	6-1	FIU	Coral Gables, Fla.
2/14	W	22-1	FIU	Coral Gables, Fla.
2/16	W	7-1	FIU	Coral Gables, Fla.
2/19	W	13-4	Barry	Coral Gables, Fla.
2/22	L	3-7	Florida	Gainesville, Fla.
2/23	L	5-8	Florida	Gainesville, Fla.
2/28	L	5-8	Stetson	Coral Gables, Fla.
2/29	W	7-2	Stetson	Coral Gables, Fla.
3/1	W	7-5	Stetson	Coral Gables, Fla.
3/3	W	12-2	Villanova	Coral Gables, Fla.
3/5	W	4-0	Providence	Coral Gables, Fla.
3/6	W	7-1	Florida	Coral Gables, Fla.
3/7	W	6-5	Florida	Coral Gables, Fla.
3/10	L	5-14	Illinois	Coral Gables, Fla.
3/11	W	7-1	Illinois	Coral Gables, Fla.
3/13	W	10-2	Illinois State	Coral Gables, Fla.
3/14	W	3-0	Illinois State	Coral Gables, Fla.
3/15	W	12-0	Pace	Coral Gables, Fla.
3/17	W	10-0	Rutgers	Coral Gables, Fla.
3/19	W	14-7	Rutgers	Coral Gables, Fla.
3/20	W	9-1	Southern Illinois	Coral Gables, Fla.
3/21	W	5-1	Southern Illinois	Coral Gables, Fla.
3/22	W	12-3	Youngstown State	Coral Gables, Fla.
3/27	L	1-2	Notre Dame	Coral Gables, Fla.
3/28	W	1-6	Notre Dame	Coral Gables, Fla.
3/29	W	6-5	Notre Dame (11)	Coral Gables, Fla.
3/31	W	15-3	USF	Tampa, Fla.
4/1	W	8-7	USF	Tampa, Fla.
4/5	W	9-1	Rollins	Coral Gables, Fla.
4/7	W	12-8	Barry	Coral Gables, Fla.
4/10	W	10-6	Florida State	Tallahassee, Fla.
4/11	W	6-3	Florida State	Tallahassee, Fla.
4/12	W	6-5	Florida State	Tallahassee, Fla.
4/15	W	3-2	North Florida	Coral Gables, Fla.
4/17	W	11-1	St. Thomas	Coral Gables, Fla.
4/18	W	4-3	St. Thomas (12)	Coral Gables, Fla.
4/21	W	14-2	Florida Atlantic	Coral Gables, Fla.
4/24	W	7-3	Florida State	Coral Gables, Fla.
4/25	W	5-4	Florida State	Coral Gables, Fla.
4/26	L	2-3	Florida State	Coral Gables, Fla.
4/28	W	11-1	St. Thomas	Coral Gables, Fla.
4/29	W	12-5	Nova Southeastern	Coral Gables, Fla.
5/1	W	6-1	Texas	Coral Gables, Fla.
5/2	W	3-2	Texas	Coral Gables, Fla.
5/3	L	3-10	Texas	Coral Gables, Fla.
5/8	W	5-1	Maine	Orono, Maine
5/9	W	8-7	Maine (10)	Orono, Maine
5/10	W	5-1	Maine	Orono, Maine
5/12	W	5-1	Tampa	Coral Gables, Fla.
5/13	W	12-11	Tampa	Coral Gables, Fla.
5/15	W	6-5	Georgia Tech (13)	Coral Gables, Fla.
5/16	W	6-2	Georgia Tech	Coral Gables, Fla.
5/17	W	4-3	Georgia Tech	Coral Gables, Fla.
5/22+	W	3-1	UMBC	Coral Gables, Fla.
5/23+	L	3-6	Notre Dame	Coral Gables, Fla.
5/24	W	5-4	NC State	Coral Gables, Fla.
5/24+	W	17-2	South Carolina	Coral Gables, Fla.
5/25+	W	5-1	Notre Dame	Coral Gables, Fla.
5/29#	W	4-3	California (13)	Omaha, Neb.
5/31#	W	4-3	Cal State Fullerton	Omaha, Neb.
6/2#	L	5-7	Cal State Fullerton	Omaha, Neb.
6/5#	L	1-8	Cal State Fullerton	Omaha, Neb.

## BRAD KELLEY

1993

## 1993 36-22 (.621)

### NCAA TOURNAMENT

2/5	L	6-17	Texas	Austin, Texas
2/6	L	6-7	Texas	Austin, Texas
2/7	L	11-12	Texas (10)	Austin, Texas
2/12	W	8-2	Illinois	Coral Gables, Fla.

2/13	W	4-3	Illinois (13)	Coral Gables, Fla.
2/14	L	4-6	Illinois	Coral Gables, Fla.
2/17	W	4-3	FIU	Coral Gables, Fla.
2/19	W	7-3	Long Beach State	Coral Gables, Fla.
2/20	L	2-4	Long Beach State	Coral Gables, Fla.
2/21	L	8-10	Long Beach State	Coral Gables, Fla.
2/24	W	4-3	Michigan	Coral Gables, Fla.
2/25	W	8-1	Michigan	Coral Gables, Fla.
2/27	L	2-3	Florida	Gainesville, Fla.
2/28	L	7-9	Florida	Gainesville, Fla.
3/1	W	6-4	Stetson	DeLand, Fla.
3/2	W	19-3	Stetson	DeLand, Fla.
3/5	W	7-5	Jacksonville	Coral Gables, Fla.
3/6	L	2-4	Jacksonville	Coral Gables, Fla.
3/7	W	8-6	Jacksonville	Coral Gables, Fla.
3/10	W	9-5	Georgetown	Coral Gables, Fla.
3/12	W	7-1	Florida	Coral Gables, Fla.
3/14	L	3-4	Florida (10)	Coral Gables, Fla.
3/16	W	11-4	Rutgers	Coral Gables, Fla.
3/18	W	6-2	Southern Illinois	Coral Gables, Fla.
3/19	W	6-5	Maine	Coral Gables, Fla.
3/20	W	11-10	Maine	Coral Gables, Fla.
3/26	W	13-2	Georgia State	Coral Gables, Fla.
3/27	W	9-6	Georgia State	Coral Gables, Fla.
3/27	W	19-1	Georgia State	Coral Gables, Fla.
3/31	W	11-2	UCF	Coral Gables, Fla.
4/2	L	0-2	Florida Atlantic	Coral Gables, Fla.
4/3	W	3-0	Florida Atlantic	Coral Gables, Fla.
4/6	W	7-3	FIU	Coral Gables, Fla.
4/9	L	0-7	Florida State	Tallahassee, Fla.
4/10	L	1-8	Florida State	Tallahassee, Fla.
4/11	L	2-6	Florida State	Tallahassee, Fla.
4/13	W	9-2	FIU	Coral Gables, Fla.
4/16	W	7-6	St. Thomas (15)	Coral Gables, Fla.
4/17	W	8-6	St. Thomas	Coral Gables, Fla.
4/21	W	9-4	Nova Southeastern	Coral Gables, Fla.
4/23	L	0-1	Florida State	Coral Gables, Fla.
4/24	W	4-3	Florida State (12)	Coral Gables, Fla.
4/25	W	14-13	Florida State (10)	Coral Gables, Fla.
4/30	W	6-2	Tampa	Coral Gables, Fla.
5/1	W	11-3	Tampa	Coral Gables, Fla.
5/4	W	3-2	Florida Atlantic (13)	Coral Gables, Fla.
5/7	W	6-5	Rice	Coral Gables, Fla.
5/8	W	13-5	Rice	Coral Gables, Fla.
5/9	L	2-3	Rice	Coral Gables, Fla.
5/11	L	3-5	USF	Coral Gables, Fla.
5/12	W	11-6	USF	Coral Gables, Fla.
5/14	W	6-1	Fordham	Coral Gables, Fla.
5/15	W	8-0	Fordham	Coral Gables, Fla.
5/21	L	7-14	NC State	Chapel Hill, N.C.
5/22	L	1-3	North Carolina	Chapel Hill, N.C.
5/23	L	4-5	Wake Forest	Chapel Hill, N.C.
5/27+	L	3-7	South Alabama	Baton Rouge, La.
5/28+	L	5-10	Western Carolina	Baton Rouge, La.
3/16	W	7-6	Rutgers	Coral Gables, Fla.
3/18	W	5-1	Southern Illinois	Coral Gables, Fla.
3/19	W	12-3	Southern Illinois	Coral Gables, Fla.
3/25	L	2-5	Jacksonville	Jacksonville, Fla.
3/26	W	5-3	Jacksonville	Jacksonville, Fla.
3/27	W	8-6	Jacksonville	Jacksonville, Fla.
3/29	W	2-0	Northeastern	Coral Gables, Fla.
4/2	W	19-7	Notre Dame	South Bend, Ind.
4/2	W	5-2	Notre Dame	South Bend, Ind.
4/3	W	4-2	Notre Dame	South Bend, Ind.
4/5	L	2-4	Rollins	Coral Gables, Fla.
4/8	L	3-6	Florida State	Tallahassee, Fla.
4/9	W	5-1	Florida State	Tallahassee, Fla.
4/10	W	2-1	Florida State	Tallahassee, Fla.
4/12	W	7-3	Florida Atlantic	Coral Gables, Fla.
4/15	L	1-6	Florida State	Coral Gables, Fla.
4/16	W	8-0	Florida State	Coral Gables, Fla.
4/17	L	2-7	Florida State	Coral Gables, Fla.
4/19	W	7-6	Florida Southern (11)	Coral Gables, Fla.
4/20	W	5-1	Florida Southern	Coral Gables, Fla.
4/22	W	8-6	St. Thomas	Coral Gables, Fla.
4/23	W	9-4	St. Thomas	Coral Gables, Fla.
4/29	L	5-7	Clemson	Clemson, S.C.
4/30	W	6-3	Clemson	Clemson, S.C.
5/1	L	8-9	Clemson (12)	Clemson, S.C.
5/6	W	11-3	Barry	Coral Gables, Fla.
5/7	W	10-4	Tampa	Coral Gables, Fla.
5/8	W	3-0	Tampa	Coral Gables, Fla.
5/10	L	5-6	FIU	Coral Gables, Fla.
5/13	W	7-2	Western Carolina	Coral Gables, Fla.
5/14	W	8-2	Western Carolina	Coral Gables, Fla.
5/15	W	5-4	Western Carolina	Coral Gables, Fla.
5/20	W	4-1	Coastal Carolina	Coral Gables, Fla.
5/21	W	7-4	Coastal Carolina	Coral Gables, Fla.
5/27+	W	17-4	Rider	Coral Gables, Fla.
5/28+	W	4-1	Kent	Coral Gables, Fla.
5/29+	W	11-3	Minnesota	Coral Gables, Fla.
5/30+	W	10-6	Florida	Coral Gables, Fla.
6/4#	L	0-4	Arizona State	Omaha, Neb.
6/6#	W	7-5	Auburn	Omaha, Neb.
6/7#	L	5-9	Arizona State	Omaha, Neb.

## 1995 48-17 (.738)

### COLLEGE WORLD SERIES

2/1	W	5-2	Florida Atlantic	Coral Gables, Fla.
2/4	L	3-5	Florida	Gainesville, Fla.
2/5	W	10-2	Florida	Gainesville, Fla.
2/11	W	6-0	UCF	Kissimmee, Fla.
2/10	W	12-1	North Carolina	Kissimmee, Fla.
2/12	W	5-4	UCF	Kissimmee, Fla.
2/15	W	10-1	Florida Atlantic	Coral Gables, Fla.
2/21	W	7-4	FIU	Coral Gables, Fla.
2/25	W	4-3	USF	Tampa, Fla.
2/26	W	4-3	USF	Tampa, Fla.
3/1	W	16-6	Florida Atlantic	Coral Gables, Fla.
3/3	W	4-2	Illinois	Coral Gables, Fla.
3/4	W	16-0	Illinois	Coral Gables, Fla.
3/5	L	4-7	Illinois	Coral Gables, Fla.
3/10	W	12-5	Rutgers	Coral Gables, Fla.
3/11	W	8-0	Rutgers	Coral Gables, Fla.
3/12	W	11-4	Rutgers	Coral Gables, Fla.
3/14	W	5-4	Southern Illinois	Coral Gables, Fla.
3/15	W	5-3	Southern Illinois	Coral Gables, Fla.
3/17	W	10-0	Maine	Coral Gables, Fla.
3/18	W	12-6	Maine	Coral Gables, Fla.
3/19	W	10-3	Maine	Coral Gables, Fla.
3/22	W	5-3	Florida Atlantic	Boca Raton, Fla.
3/24	W	9-4	Notre Dame	Coral Gables, Fla.
3/25	W	12-4	Notre Dame	Coral Gables, Fla.
3/26	L	2-5	Notre Dame	Coral Gables, Fla.
3/29	W	11-4	Northeastern	Coral Gables, Fla.
3/31	W	19-7	Tampa	Coral Gables, Fla.
4/1	W	7-5	Tampa	Coral Gables, Fla.
4/4	L	2-4	FIU	Homestead, Fla.
4/7	L	1-9	Florida State	Tallahassee, Fla.
4/8	W	6-5	Florida State	Tallahassee, Fla.
4/9	L	2-3	Florida State	Tallahassee, Fla.
4/14	L	6-9	Florida State	Coral Gables, Fla.
4/15	L	1-10	Florida State	Coral Gables, Fla.
4/16	W	3-2	Florida State	Coral Gables, Fla.
4/21	L	3-10	Stetson	Coral Gables, Fla.

## JIM MORRIS

1994 - Present

## 1994 49-14 (.778)

### COLLEGE WORLD SERIES

2/2	W	8-0	Barry	Coral Gables, Fla.
2/4	W	6-0	Tennessee	Coral Gables, Fla.
2/5	W	3-1	Tennessee	Coral Gables, Fla.
2/6	W	1-0	Tennessee	Coral Gables, Fla.
2/8	W	11-4	FIU	Coral Gables, Fla.
2/11	W	6-4	Stetson	Coral Gables, Fla.
2/12	L	4-7	Stetson	Coral Gables, Fla.
2/13	L	3-5	Stetson	Coral Gables, Fla.
2/15	W	4-0	FIU	Coral Gables, Fla.
2/19	W	4-3	Florida (10)	Gainesville, Fla.
2/20	L	0-5	Florida	Gainesville, Fla.
2/25	W	14-4	Minnesota	Coral Gables, Fla.
2/26	L	0-2	Minnesota	Coral Gables, Fla.
2/27	W	5-2	Minnesota	Coral Gables, Fla.
3/3	W	3-0	FIU	Coral Gables, Fla.
3/5	W	7-1	Illinois	Coral Gables, Fla.
3/6	W	6-2	Illinois	Coral Gables, Fla.
3/9	W	8-2	Pace	Coral Gables, Fla.
3/11	W	4-3	Florida	Coral Gables, Fla.
3/12	W	4-2	Florida	Coral Gables, Fla.
3/13	W	7-4	Florida Atlantic	Boca Raton, Fla.
3/15	W	14-5	Rutgers	Coral Gables, Fla.





# ALL-TIME RESULTS

4/22	W	14-7	Stetson	Coral Gables, Fla.
4/23	L	2-3	Stetson	DeLand, Fla.
4/26	W	20-4	UCF	Coral Gables, Fla.
4/27	L	5-11	UCF	Coral Gables, Fla.
4/29	W	5-0	Jacksonville	Coral Gables, Fla.
4/30	W	12-4	Jacksonville	Coral Gables, Fla.
5/1	W	7-4	Jacksonville	Coral Gables, Fla.
5/5	W	11-5	Mercer	Coral Gables, Fla.
5/6	W	8-2	Mercer	Coral Gables, Fla.
5/7	W	6-1	Mercer	Coral Gables, Fla.
5/12	W	7-6	Clemson	Coral Gables, Fla.
5/13	L	5-7	Clemson	Coral Gables, Fla.
5/14	W	8-4	Clemson	Coral Gables, Fla.
5/18	L	1-4	Long Beach State	Long Beach, Calif.
5/19	W	6-4	Long Beach State	Long Beach, Calif.
5/20	W	3-2	Long Beach State	Long Beach, Calif.
5/26+	W	3-1	Massachusetts	Coral Gables, Fla.
5/27+	W	11-10	USF	Coral Gables, Fla.
5/28+	W	8-4	North Carolina	Coral Gables, Fla.
5/29+	L	0-4	Texas A&M	Coral Gables, Fla.
5/29+	W	5-2	Texas A&M	Coral Gables, Fla.
6/2#	W	15-10	USC	Omaha, Neb.
6/4#	W	4-2	Florida State	Omaha, Neb.
6/7#	L	5-7	USC	Omaha, Neb.
6/9#	L	3-7	USC	Omaha, Neb.

5/17	W	8-7	Cal State Fullerton	Coral Gables, Fla.
5/18	L	6-7	Cal State Fullerton	Coral Gables, Fla.
5/23+	L	4-5	Sam Houston State	Austin, Texas
5/24+	W	5-2	Long Beach State	Austin, Texas
5/25+	W	9-7	Texas	Austin, Texas
5/26+	W	8-2	Missouri State	Austin, Texas
5/26+	W	8-4	UCLA	Austin, Texas
5/31#	W	7-3	Clemson	Omaha, Neb.
6/2#	W	15-1	Alabama	Omaha, Neb.
6/5#	W	14-5	Clemson	Omaha, Neb.
6/8#	L	8-9	LSU	Omaha, Neb.

6/2#	W	6-1	Alabama	Omaha, Neb.
6/5#	L	6-8	Alabama	Omaha, Neb.
6/6#	L	2-6	Alabama	Omaha, Neb.

## 1996 50-14 (.781)

### COLLEGE WORLD SERIES

1/31	W	25-0	Barry	Coral Gables, Fla.
2/2	L	4-7	Florida	Coral Gables, Fla.
2/3	W	5-1	Florida	Coral Gables, Fla.
2/9	W	8-3	Coastal Carolina	Coral Gables, Fla.
2/10	W	7-2	Coastal Carolina	Coral Gables, Fla.
2/11	W	16-11	Coastal Carolina	Coral Gables, Fla.
2/16	W	6-0	George Washington	Coral Gables, Fla.
2/17	W	14-1	George Washington	Coral Gables, Fla.
2/18	W	19-3	George Washington	Coral Gables, Fla.
2/21	W	12-3	Florida Atlantic	Coral Gables, Fla.
2/24	L	7-8	Florida	Gainesville, Fla.
2/25	L	1-5	Florida	Gainesville, Fla.
3/1	W	14-10	Illinois	Coral Gables, Fla.
3/2	W	10-0	Illinois	Coral Gables, Fla.
3/3	W	6-4	Illinois	Coral Gables, Fla.
3/6	W	10-3	Michigan State	Coral Gables, Fla.
3/8	L	4-5	Rutgers	Coral Gables, Fla.
3/9	W	12-3	Rutgers	Coral Gables, Fla.
3/15	W	17-4	Maine	Coral Gables, Fla.
3/16	W	10-3	Maine	Coral Gables, Fla.
3/17	W	15-3	Maine	Coral Gables, Fla.
3/21	W	13-6	FIU	Coral Gables, Fla.
3/22	W	5-3	FIU	Coral Gables, Fla.
3/23	W	5-4	FIU	Coral Gables, Fla.
3/24	L	5-6	FIU	Coral Gables, Fla.
3/27	W	8-0	St. Thomas	Coral Gables, Fla.
3/29	W	10-3	Bethune-Cookman	Coral Gables, Fla.
3/30	W	20-3	Bethune-Cookman	Coral Gables, Fla.
4/2	W	13-2	Nova Southeastern	Coral Gables, Fla.
4/5	L	2-13	Florida State	Tallahassee, Fla.
4/6	W	1-2	Florida State	Tallahassee, Fla.
4/7	L	1-15	Florida State	Tallahassee, Fla.
4/10	W	15-2	St. Thomas	Coral Gables, Fla.
4/12	W	6-2	Florida State	Coral Gables, Fla.
4/13	W	9-8	Florida State	Coral Gables, Fla.
4/14	W	7-4	Florida State	Coral Gables, Fla.
4/16	L	1-12	Tennessee	Knoxville, Tenn.
4/17	L	2-4	Tennessee	Knoxville, Tenn.
4/18	L	2-3	Tennessee	Knoxville, Tenn.
4/20	W	5-3	Tampa	Coral Gables, Fla.
4/21	W	2-1	Tampa	Coral Gables, Fla.
4/26	W	20-7	Stetson	Coral Gables, Fla.
4/27	W	7-6	Stetson	Coral Gables, Fla.
4/28	W	9-4	Stetson	Coral Gables, Fla.
5/1	W	12-4	Lynn	Coral Gables, Fla.
5/3	W	3-2	USF	Coral Gables, Fla.
5/4	W	9-5	USF	Coral Gables, Fla.
5/5	L	4-10	USF	Coral Gables, Fla.
5/8	W	10-2	Florida Atlantic	Coral Gables, Fla.
5/10	W	9-1	Jacksonville	Jacksonville, Fla.
5/11	W	15-5	Jacksonville	Jacksonville, Fla.
5/12	W	16-2	Jacksonville	Jacksonville, Fla.
5/16	W	5-4	Cal State Fullerton	Coral Gables, Fla.

## 1997 51-18 (.739)

### COLLEGE WORLD SERIES

1/16	L	2-3	Hawaii	Honolulu, Hawaii
1/17	W	14-7	Hawaii	Honolulu, Hawaii
1/18	W	10-7	Hawaii	Honolulu, Hawaii
1/19	W	13-11	Hawaii	Honolulu, Hawaii
1/31	W	4-2	South Alabama	Coral Gables, Fla.
2/1	L	7-9	South Alabama	Coral Gables, Fla.
2/2	W	16-4	South Alabama	Coral Gables, Fla.
2/7	L	6-10	Stetson	Coral Gables, Fla.
2/8	W	7-0	Stetson	Coral Gables, Fla.
2/9	W	11-4	Stetson	Coral Gables, Fla.
2/15	L	1-2	Florida	Gainesville, Fla.
2/16	L	5-12	Florida	Gainesville, Fla.
2/17	L	10-11	Stetson	DeLand, Fla.
2/21	W	8-7	Florida	Coral Gables, Fla.
2/22	W	4-1	Florida	Coral Gables, Fla.
2/25	W	8-3	Barry	Coral Gables, Fla.
2/28	L	3-4	Texas	Austin, Texas
3/1	L	3-22	Texas	Austin, Texas
3/2	L	12-13	Texas	Austin, Texas
3/6	W	5-0	FIU	Coral Gables, Fla.
3/7	L	3-4	FIU	Coral Gables, Fla.
3/8	W	10-3	FIU	Coral Gables, Fla.
3/9	W	9-0	FIU	Coral Gables, Fla.
3/12	W	17-3	Illinois State	Coral Gables, Fla.
3/14	W	5-2	Illinois	Coral Gables, Fla.
3/15	W	12-1	Illinois	Coral Gables, Fla.
3/16	W	3-2	Illinois	Coral Gables, Fla.
3/19	W	6-0	Liberty	Coral Gables, Fla.
3/21	W	7-2	C.W. Post	Coral Gables, Fla.
3/22	W	22-3	Toledo	Coral Gables, Fla.
3/24	W	13-2	USF	Tampa, Fla.
3/25	L	2-11	USF	Tampa, Fla.
3/27	W	10-2	Harvard	Coral Gables, Fla.
3/28	W	22-4	Harvard	Coral Gables, Fla.
3/29	L	6-9	Harvard	Coral Gables, Fla.
3/30*	L	1-2	Miami Marlins	Homestead, Fla.
4/4	W	10-1	Georgia Tech	Coral Gables, Fla.
4/5	W	9-4	Georgia Tech	Coral Gables, Fla.
4/6	W	12-0	Georgia Tech	Coral Gables, Fla.
4/9	W	12-2	St. Thomas	Coral Gables, Fla.
4/11	W	9-5	Florida State	Tallahassee, Fla.
4/12	W	8-5	Florida State	Tallahassee, Fla.
4/13	L	7-8	Florida State	Tallahassee, Fla.
4/18	W	6-2	Duke	Coral Gables, Fla.
4/19	W	9-5	Duke	Coral Gables, Fla.
4/20	W	17-1	Duke	Coral Gables, Fla.
4/23	W	12-6	Florida Atlantic	Coral Gables, Fla.
4/25	W	10-2	Coastal Carolina	Coral Gables, Fla.
4/27	W	10-2	Coastal Carolina	Coral Gables, Fla.
4/27	W	7-3	Coastal Carolina	Coral Gables, Fla.
4/30	W	13-8	Florida Atlantic	Coral Gables, Fla.
5/2	W	9-1	Florida State	Coral Gables, Fla.
5/3	W	7-6	Florida State	Coral Gables, Fla.
5/4	L	3-7	Florida State	Coral Gables, Fla.
5/9	W	12-1	Jacksonville	Coral Gables, Fla.
5/10	L	14-23	Jacksonville	Coral Gables, Fla.
5/11	W	10-1	Jacksonville	Coral Gables, Fla.
5/15	W	20-3	Oral Roberts	Coral Gables, Fla.
5/16	W	7-3	Oral Roberts	Coral Gables, Fla.
5/17	W	7-3	Oral Roberts	Coral Gables, Fla.
5/22+	W	11-4	Richmond	Coral Gables, Fla.
5/23+	W	5-2	FIU	Coral Gables, Fla.
5/24+	L	3-10	Arizona State	Coral Gables, Fla.
5/24+	W	6-5	Florida	Coral Gables, Fla.
5/25+	W	7-6	Arizona State	Coral Gables, Fla.
5/25+	W	6-5	Arizona State	Coral Gables, Fla.
5/31#	W	7-3	UCLA	Omaha, Neb.

## 1998 51-12 (.810)

### COLLEGE WORLD SERIES

1/28	W	9-0	Barry	Coral Gables, Fla.
1/30	W	8-5	USF	Coral Gables, Fla.
1/31	W	10-3	USF	Coral Gables, Fla.
2/1	L	2-15	USF	Coral Gables, Fla.
2/7	W	11-8	Florida	Coral Gables, Fla.
2/8	W	17-11	Florida	Coral Gables, Fla.
2/11	W	2-1	FIU	Coral Gables, Fla.
2/14	L	5-19	Florida	Gainesville, Fla.
2/15	L	10-14	Florida	Gainesville, Fla.
2/17	W	18-3	Lynn	Coral Gables, Fla.
2/20	W	18-3	Notre Dame	Coral Gables, Fla.
2/21	W	27-2	Notre Dame	Coral Gables, Fla.
2/22	W	17-3	Notre Dame	Coral Gables, Fla.
2/27	W	5-4	Texas	Coral Gables, Fla.
2/28	W	9-5	Texas	Coral Gables, Fla.
3/1	L	7-8	Texas	Coral Gables, Fla.
3/6	W	15-1	Illinois	Coral Gables, Fla.
3/7	W	6-2	Furman	Coral Gables, Fla.
3/7	W	12-0	FIU	Coral Gables, Fla.
3/8	W	12-7	Illinois	Coral Gables, Fla.
3/13	W	9-4	Rutgers	Coral Gables, Fla.
3/14	W	10-2	Rutgers	Coral Gables, Fla.
3/15	W	18-6	Rutgers	Coral Gables, Fla.
3/17	W	15-1	Vermont	Coral Gables, Fla.
3/18	W	21-4	Iona	Coral Gables, Fla.
3/20	W	1-0	North Carolina	Coral Gables, Fla.
3/21	W	8-2	North Carolina	Coral Gables, Fla.
3/22	W	4-2	North Carolina	Coral Gables, Fla.
3/25	W	8-6	Drexel	Homestead, Fla.
3/27	W	7-0	Harvard	Coral Gables, Fla.
3/28	W	13-0	Harvard	Coral Gables, Fla.
3/29	W	9-2	Harvard	Coral Gables, Fla.
4/3	W	9-4	Florida State	Tallahassee, Fla.
4/4	W	8-2	Florida State	Tallahassee, Fla.
4/5	W	9-6	Florida State	Tallahassee, Fla.
4/10	W	9-3	Bethune-Cookman	Coral Gables, Fla.
4/11	W	13-1	Bethune-Cookman	Coral Gables, Fla.
4/12	W	17-0	Bethune-Cookman	Coral Gables, Fla.
4/15	W	4-2	Florida Atlantic	Coral Gables, Fla.
4/17	W	12-8	St. Thomas	Coral Gables, Fla.
4/18	W	22-7	St. Thomas	Coral Gables, Fla.
4/22	W	23-3	Florida Atlantic	Coral Gables, Fla.
4/24	L	7-22	Georgia Tech	Atlanta, Ga.
4/25	W	8-5	Georgia Tech	Atlanta, Ga.
4/26	W	9-8	Georgia Tech	Atlanta, Ga.
5/1	W	7-1	Florida State	Coral Gables, Fla.
5/2	L	5-11	Florida State	Coral Gables, Fla.
5/3	L	4-5	Florida State	Coral Gables, Fla.
5/8	W	14-8	Jacksonville	Jacksonville, Fla.
5/9	L	8-14	Jacksonville	Jacksonville, Fla.
5/10	W	14-6	Jacksonville	Jacksonville, Fla.
5/15	W	7-1	Georgia Southern	Coral Gables, Fla.
5/16	W	13-0	Georgia Southern	Coral Gables, Fla.
5/17	L	1-2	Georgia Southern	Coral Gables, Fla.
5/21+	W	21-6	Bowling Green	Coral Gables, Fla.
5/22+	L	5-6	North Carolina	Coral Gables, Fla.
5/23+	W	13-0	Texas Tech	Coral Gables, Fla.
5/23+	W	14-2	South Carolina	Coral Gables, Fla.
5/24+	W	7-4	North Carolina	Coral Gables, Fla.
5/29#	W	3-1	Long Beach State	Omaha, Neb.
5/31#	L	2-9	Arizona State	Omaha, Neb.
6/2#	L	3-6	Long Beach State	Omaha, Neb.

## 1999 50-13 (.794)

### NATIONAL CHAMPION

1/26	W	8-3	Barry	Coral Gables, Fla.
1/29	W	12-1	Stetson	Coral Gables, Fla.
1/30	W	4-3	Stetson (10)	Coral Gables, Fla.
2/6	L	4-7	Florida	Gainesville, Fla.
2/7	L	12-14	Florida	Gainesville, Fla.
2/10	L	3-4	FIU	Miami, Fla.
2/12	W	7-4	Florida	Coral Gables, Fla.
2/13	W	10-3	Florida	Coral Gables, Fla.
2/17	W	3-1	Florida Atlantic	Coral Gables, Fla.



# ALL-TIME RESULTS

2/19	W	13-1	James Madison	Coral Gables, Fla.
2/20	W	12-3	James Madison	Coral Gables, Fla.
2/21	W	14-2	James Madison	Coral Gables, Fla.
2/26	W	7-1	Texas	Coral Gables, Fla.
2/27	W	6-4	Texas	Coral Gables, Fla.
2/28	W	14-11	Texas	Coral Gables, Fla.
3/5	L	3-4	Georgia	Coral Gables, Fla.
3/6	L	5-6	East Carolina	Coral Gables, Fla.
3/6	W	23-3	Ohio State	Coral Gables, Fla.
3/7	W	8-1	Georgia	Coral Gables, Fla.
3/12	W	16-1	Princeton	Coral Gables, Fla.
3/13	W	16-1	Princeton	Coral Gables, Fla.
3/14	W	15-6	Princeton	Coral Gables, Fla.
3/16	W	8-5	USF	Tampa, Fla.
3/17	W	9-4	USF	Tampa, Fla.
3/19	W	15-1	Marist	Homestead, Fla.
3/20	L	3-9	Iowa	Homestead, Fla.
3/26	W	12-3	New York Tech	Coral Gables, Fla.
3/27	W	20-0	New York Tech	Coral Gables, Fla.
4/2	W	5-3	Clemson	Charlotte, N.C.
4/3	L	5-7	Clemson	Charlotte, N.C.
4/4	W	14-11	Clemson	Charlotte, N.C.
4/9	W	7-4	NC State	Coral Gables, Fla.
4/10	L	9-13	NC State	Coral Gables, Fla.
4/11	W	7-6	NC State	Coral Gables, Fla.
4/16	L	2-8	Florida State	Tallahassee, Fla.
4/17	W	4-3	Florida State	Tallahassee, Fla.
4/18	W	8-7	Florida State	Tallahassee, Fla.
4/23	W	8-7	Florida State	Coral Gables, Fla.
4/24	W	9-4	Florida State	Coral Gables, Fla.
4/25	W	9-8	Florida State	Coral Gables, Fla.
4/30	L	6-13	Elon	Coral Gables, Fla.
5/1	W	11-0	Elon	Coral Gables, Fla.
5/2	W	24-5	Elon	Coral Gables, Fla.
5/4	L	7-12	FIU	Coral Gables, Fla.
5/7	W	2-0	Jacksonville	Coral Gables, Fla.
5/8	W	12-9	Jacksonville	Coral Gables, Fla.
5/11	W	5-3	Notre Dame	South Bend, Ind.
5/12	L	0-1	Notre Dame	South Bend, Ind.
5/14	W	17-1	Winthrop	Coral Gables, Fla.
5/15	W	9-2	Winthrop	Coral Gables, Fla.
5/16	W	8-2	Winthrop	Coral Gables, Fla.
5/20	L	0-12	Long Beach State	Long Beach, Calif.
5/21	W	9-7	Long Beach State	Long Beach, Calif.
5/22	W	8-6	Long Beach State	Long Beach, Calif.
5/28+	W	15-9	Bethune-Cookman	Coral Gables, Fla.
5/29+	W	6-4	FIU	Coral Gables, Fla.
5/30+	W	3-2	Florida Atlantic	Coral Gables, Fla.
6/4\$	W	10-2	Wake Forest	Coral Gables, Fla.
6/5\$	W	8-1	Wake Forest	Coral Gables, Fla.
6/11#	W	8-4	Rice	Omaha, Neb.
6/13#	W	8-1	Alabama	Omaha, Neb.
6/17#	W	5-2	Alabama	Omaha, Neb.
6/19#	W	6-5	Florida State	Omaha, Neb.

## 2000 41-19-1 (.672)

### NCAA TOURNAMENT

1/26	W	5-4	Lynn	Coral Gables, Fla.
1/28	W	6-3	Wake Forest	Orlando, Fla.
1/29	L	0-4	Clemson	Orlando, Fla.
1/30	L	0-9	North Carolina	Orlando, Fla.
2/4	W	16-8	Florida	Coral Gables, Fla.
2/5	W	17-1	Florida	Coral Gables, Fla.
2/9	L	2-7	Florida Atlantic	Coral Gables, Fla.
2/12	L	3-4	Florida	Gainesville, Fla.
2/13	L	11-20	Florida	Gainesville, Fla.
2/15	W	5-3	Barry	Coral Gables, Fla.
2/18	W	8-3	USF	Coral Gables, Fla.
2/19	W	6-0	USF	Coral Gables, Fla.
2/20	W	3-2	USF	Coral Gables, Fla.
2/25	W	13-8	Villanova	Coral Gables, Fla.
2/26	W	10-1	Eastern Michigan	Homestead, Fla.
2/27	W	9-1	Eastern Michigan	Homestead, Fla.
3/1	L	6-7	FIU	Coral Gables, Fla.
3/3	W	19-2	C.W. Post	Coral Gables, Fla.
3/4	W	21-6	C.W. Post	Coral Gables, Fla.
3/5	W	33-0	C.W. Post	Coral Gables, Fla.
3/8	L	11-13	Michigan State	Coral Gables, Fla.
3/10	W	6-5	Rutgers	Coral Gables, Fla.
3/11	L	6-11	Rutgers	Coral Gables, Fla.
3/12	W	5-3	Rutgers	Coral Gables, Fla.

3/15	W	6-1	Iona	Coral Gables, Fla.
3/17	W	12-5	Michigan	Coral Gables, Fla.
3/18	W	10-3	Michigan	Coral Gables, Fla.
3/19	T	6-6	Michigan (10)	Coral Gables, Fla.
3/22	W	4-2	Northwestern	Coral Gables, Fla.
3/24	L	5-6	Dartmouth	Coral Gables, Fla.
3/25	W	10-8	Dartmouth	Coral Gables, Fla.
3/26	W	6-1	Dartmouth	Coral Gables, Fla.
3/28	W	5-2	FIU	Homestead, Fla.
3/30	W	6-0	Harvard	Coral Gables, Fla.
4/7	L	13-14	Florida State (17)	Tallahassee, Fla.
4/8	L	2-12	Florida State	Tallahassee, Fla.
4/9	L	4-5	Florida State	Tallahassee, Fla.
4/14	W	7-3	Florida State	Coral Gables, Fla.
4/15	W	7-3	Florida State	Coral Gables, Fla.
4/16	L	3-14	Florida State	Coral Gables, Fla.
4/21	W	12-0	NC State	Durham, N.C.
4/22	W	19-1	NC State	Raleigh, N.C.
4/23	L	4-5	NC State	Raleigh, N.C.
4/28	W	6-3	Long Beach State	Coral Gables, Fla.
4/29	W	12-2	Long Beach State	Coral Gables, Fla.
4/30	L	4-6	Long Beach State	Coral Gables, Fla.
5/6	L	2-10	Georgia Tech	Coral Gables, Fla.
5/7	W	3-2	Georgia Tech	Coral Gables, Fla.
5/8	W	7-5	Georgia Tech	Coral Gables, Fla.
5/12	W	4-2	Jacksonville	Jacksonville, Fla.
5/13	W	14-6	Jacksonville	Jacksonville, Fla.
5/14	L	7-8	Jacksonville	Jacksonville, Fla.
5/19	W	6-1	New York Tech	Coral Gables, Fla.
5/20	W	9-8	New York Tech	Coral Gables, Fla.
5/21	W	17-3	New York Tech	Coral Gables, Fla.
5/26+	W	19-5	Wagner	Coral Gables, Fla.
5/27+	W	11-5	Florida Atlantic	Coral Gables, Fla.
5/28+	W	14-4	FIU	Coral Gables, Fla.
6/2\$	L	2-9	Florida State	Tallahassee, Fla.
6/3\$	W	7-5	Florida State	Tallahassee, Fla.
6/4\$	L	1-6	Florida State	Tallahassee, Fla.

## 2001 53-12 (.815)

### NATIONAL CHAMPION

1/25	W	9-3	Florida Atlantic	Coral Gables, Fla.
1/26	L	10-11	Florida Atlantic	Boca Raton, Fla.
1/27	W	4-2	Florida Atlantic	Coral Gables, Fla.
2/3	W	14-5	Florida	Gainesville, Fla.
2/7	W	4-3	FIU	Miami, Fla.
2/9	W	10-4	Florida	Coral Gables, Fla.
2/10	W	8-7	Florida	Coral Gables, Fla.
2/11	L	3-9	Oklahoma State	Coral Gables, Fla.
2/16	W	4-2	Elon	Coral Gables, Fla.
2/17	W	10-9	Elon (12)	Coral Gables, Fla.
2/18	W	7-4	Elon	Coral Gables, Fla.
2/21	L	10-17	FIU	Coral Gables, Fla.
2/23	W	10-2	FIU	Homestead, Fla.
2/24	W	2-0	FIU	Homestead, Fla.
2/25	W	14-0	Albany	Coral Gables, Fla.
3/2	W	8-6	San Diego State	Minneapolis, Minn.
3/3	W	10-1	Minnesota	Minneapolis, Minn.
3/4	W	8-2	Arkansas	Minneapolis, Minn.
3/7	W	6-2	Pittsburgh	Coral Gables, Fla.
3/9	L	4-6	Rutgers (11)	Coral Gables, Fla.
3/10	W	13-2	Rutgers	Coral Gables, Fla.
3/11	L	6-9	Rutgers	Coral Gables, Fla.
3/13	W	8-2	USF	Tampa, Fla.
3/14	W	13-9	USF	Tampa, Fla.
3/16	W	14-13	East Carolina	Coral Gables, Fla.
3/17	L	2-7	East Carolina	Coral Gables, Fla.
3/18	W	8-4	East Carolina (8)	Coral Gables, Fla.
3/21	W	2-1	Cornell (10)	Coral Gables, Fla.
3/23	W	5-3	Northeastern	Coral Gables, Fla.
3/24	W	5-2	Northeastern	Coral Gables, Fla.
3/25	W	5-3	Northeastern	Coral Gables, Fla.
3/30	L	2-8	Cal State Fullerton	Coral Gables, Fla.
3/31	L	5-8	Cal State Fullerton	Coral Gables, Fla.
4/1	L	2-9	Cal State Fullerton	Coral Gables, Fla.
4/6	W	13-4	Savannah State	Coral Gables, Fla.
4/7	W	7-2	Savannah State	Coral Gables, Fla.
4/8	W	16-5	Savannah State	Coral Gables, Fla.
4/13	L	9-10	Florida State	Coral Gables, Fla.
4/14	W	5-4	Florida State	Coral Gables, Fla.
4/15	W	7-1	Florida State	Coral Gables, Fla.
4/20	W	7-5	Florida State	Tallahassee, Fla.

4/21	W	9-6	Florida State	Tallahassee, Fla.
4/22	W	7-4	Florida State	Tallahassee, Fla.
4/27	L	0-5	Virginia	Coral Gables, Fla.
4/28	W	5-1	Virginia	Coral Gables, Fla.
4/29	W	12-6	Virginia	Coral Gables, Fla.
5/4	L	2-3	Jacksonville	Coral Gables, Fla.
5/5	W	13-3	Jacksonville	Coral Gables, Fla.
5/6	W	6-2	Jacksonville	Coral Gables, Fla.
5/11	W	12-4	Florida Southern	Coral Gables, Fla.
5/12	W	16-3	Florida Southern	Coral Gables, Fla.
5/13	W	5-4	Florida Southern	Coral Gables, Fla.
5/18	W	17-5	New York Tech	Coral Gables, Fla.
5/19	W	14-7	New York Tech	Coral Gables, Fla.
5/20	W	11-1	New York Tech	Coral Gables, Fla.
5/25+	W	14-6	Bucknell	Coral Gables, Fla.
5/26+	W	6-2	Florida	Coral Gables, Fla.
5/27+	W	16-8	Stetson	Coral Gables, Fla.
6/1\$	W	10-8	Clemson	Coral Gables, Fla.
6/2\$	W	14-6	Clemson	Coral Gables, Fla.
6/9#	W	21-13	Tennessee	Omaha, Neb.
6/11#	W	4-3	USC	Omaha, Neb.
6/14#	W	12-6	Tennessee	Omaha, Neb.
6/16#	W	12-1	Stanford	Omaha, Neb.

## 2002 34-29 (.540)

### NCAA TOURNAMENT

2/1	W	5-4	Tennessee	Coral Gables, Fla.
2/2	L	4-7	Tennessee	Coral Gables, Fla.
2/3	W	9-4	Tennessee	Coral Gables, Fla.
2/6	L	1-7	FIU	Miami, Fla.
2/8	L	9-12	Florida	Coral Gables, Fla.
2/10	L	2-6	Florida	Coral Gables, Fla.
2/15	W	10-4	Minnesota	Coral Gables, Fla.
2/16	W	21-17	Minnesota	Coral Gables, Fla.
2/17	W	7-6	Minnesota	Coral Gables, Fla.
2/22	W	6-2	FIU	Homestead, Fla.
2/23	W	11-4	Kansas State	Homestead, Fla.
2/24	W	10-2	Lipscomb	Coral Gables, Fla.
3/1	L	10-11	USC	Fullerton, Calif.
3/2	W	5-3	Cal State Fullerton	Fullerton, Calif.
3/3	L	6-8	Houston	Fullerton, Calif.
3/8	L	6-7	USF	Coral Gables, Fla.
3/9	L	7-13	USF	Coral Gables, Fla.
3/10	W	8-5	USF	Coral Gables, Fla.
3/13	L	4-12	Ball State	Coral Gables, Fla.
3/15	L	3-4	Rutgers	Coral Gables, Fla.
3/16	W	8-3	Rutgers	Coral Gables, Fla.
3/17	L	5-9	Rutgers	Coral Gables, Fla.
3/20	L	10-13	Wisconsin-Milwaukee	Coral Gables, Fla.
3/23	W	8-7	UCLA	Coral Gables, Fla.
3/24	W	8-2	UCLA	Coral Gables, Fla.
3/25	W	5-1	UCLA	Coral Gables, Fla.
3/26	W	5-3	Northwestern	Coral Gables, Fla.
3/29	L	2-3	Elon	Coral Gables, Fla.
3/30	L	8-11	Elon	Coral Gables, Fla.
3/31	W	5-4	Elon	Coral Gables, Fla.
4/5	L	3-13	Florida State	Tallahassee, Fla.
4/6	W	5-2	Florida State	Tallahassee, Fla.
4/7	L	7-9	Florida State	Tallahassee, Fla.
4/12	L	4-6	Florida State	Coral Gables, Fla.
4/13	L	3-9	Florida State	Coral Gables, Fla.
4/14	L	11-17	Florida State	Coral Gables, Fla.
4/19	W	9-6	Long Beach State	Coral Gables, Fla.
4/20	W	10-6	Long Beach State	Coral Gables, Fla.
4/21	L	1-10	Long Beach State	Coral Gables, Fla.
4/24	W	6-5	Florida Atlantic	Coral Gables, Fla.
4/26	L	4-5	North Carolina	Chapel Hill, N.C.
4/27	W	4-3	North Carolina	Chapel Hill, N.C.
4/28	L	4-5	North Carolina	Chapel Hill, N.C.
5/2	L	7-9	FIU	Coral Gables, Fla.
5/3	W	12-4	Bethune-Cookman	Coral Gables, Fla.
5/4	L	1-3	Bethune-Cookman	Coral Gables, Fla.
5/5	W	14-2	Bethune-Cookman	Coral Gables, Fla.
5/10	L	6-7	Georgia Tech	Atlanta, Ga.
5/11	W	10-2	Georgia Tech	Atlanta, Ga.
5/12	L	8-16	Georgia Tech	Atlanta, Ga.
5/17	L	9-11	Jacksonville	Coral Gables, Fla.
5/18	W	8-4	Jacksonville	Coral Gables, Fla.
5/19	W	10-6	Jacksonville	Coral Gables, Fla.
5/24	W	16-1	New York Tech	Coral Gables, Fla.
5/25	W	4-2	New York Tech	Coral Gables, Fla.





# ALL-TIME RESULTS

5/26	W	11-5	New York Tech	Coral Gables, Fla.
5/31+	W	9-1	FIU	Gainesville, Fla.
6/1+	W	7-2	Florida	Gainesville, Fla.
6/2+	L	10-11	Florida (10)	Gainesville, Fla.
6/2+	W	8-7	Florida	Gainesville, Fla.
6/7\$	L	7-10	South Carolina	Columbia, S.C.
6/8\$	W	5-2	South Carolina	Columbia, S.C.
6/9\$	L	4-6	South Carolina	Columbia, S.C.

2/20	W	8-7	Tennessee	Coral Gables, Fla.
2/21	L	11-14	Tennessee	Coral Gables, Fla.
2/22	W	14-3	Tennessee	Coral Gables, Fla.
2/26	L	7-11	FIU	Miami, Fla.
2/27	W	9-7	FIU	Homestead, Fla.
2/28	W	17-0	La Salle	Homestead, Fla.
2/29	W	9-2	Minnesota	Coral Gables, Fla.
3/4	W	9-3	Maine	Coral Gables, Fla.
3/5	W	6-3	Elon	Coral Gables, Fla.
3/6	W	24-0	Elon	Coral Gables, Fla.
3/7	W	6-5	Elon	Coral Gables, Fla.
3/10	W	10-8	Campbell	Coral Gables, Fla.
3/12	W	12-2	Rutgers	Coral Gables, Fla.
3/13	W	10-5	Rutgers	Coral Gables, Fla.
3/14	W	6-5	Rutgers	Coral Gables, Fla.
3/16	L	2-7	USF	Tampa, Fla.
3/17	W	17-3	USF	Tampa, Fla.
3/19	W	6-3	Illinois-Chicago	Coral Gables, Fla.
3/20	W	6-4	Illinois-Chicago	Coral Gables, Fla.
3/21	W	13-1	Illinois-Chicago	Coral Gables, Fla.
3/24	L	4-5	FIU	Coral Gables, Fla.
3/27	W	6-1	Penn State	Coral Gables, Fla.
3/27	W	1-0	Penn State	Coral Gables, Fla.
3/28	W	11-3	Penn State	Coral Gables, Fla.
4/2	L	4-17	Georgia Tech	Atlanta, Ga.
4/3	W	9-7	Georgia Tech	Atlanta, Ga.
4/4	W	16-13	Georgia Tech	Atlanta, Ga.
4/9	L	5-6	Florida State	Coral Gables, Fla.
4/10	W	17-11	Florida State	Coral Gables, Fla.
4/11	W	4-0	Florida State	Coral Gables, Fla.
4/16	W	10-0	Florida State	Coral Gables, Fla.
4/17	W	7-3	Florida State	Coral Gables, Fla.
4/18	L	3-10	Florida State	Coral Gables, Fla.
4/23	W	8-0	Virginia	Coral Gables, Fla.
4/24	W	22-3	Virginia	Coral Gables, Fla.
4/25	L	3-4	Virginia	Coral Gables, Fla.
4/30	W	6-1	Coastal Carolina	Coral Gables, Fla.
5/1	W	5-1	Coastal Carolina	Coral Gables, Fla.
5/2	W	13-11	Coastal Carolina	Coral Gables, Fla.
5/7	W	6-4	Jacksonville	Coral Gables, Fla.
5/8	W	12-4	Jacksonville	Coral Gables, Fla.
5/9	W	7-4	Jacksonville	Coral Gables, Fla.
5/14	L	1-4	North Carolina	Coral Gables, Fla.
5/15	W	4-3	North Carolina	Coral Gables, Fla.
5/16	L	0-2	North Carolina	Coral Gables, Fla.
5/19	W	13-3	Florida Atlantic	Coral Gables, Fla.
5/20	W	9-1	Ball State	Coral Gables, Fla.
5/21	W	4-2	Ball State	Coral Gables, Fla.
5/22	W	7-3	Ball State	Coral Gables, Fla.
5/27	W	8-5	Long Beach State	Coral Gables, Fla.
5/28	W	7-3	Long Beach State	Coral Gables, Fla.
5/29	W	7-6	Long Beach State	Coral Gables, Fla.
6/4+	W	6-3	St. Bonaventure	Coral Gables, Fla.
6/5+	W	19-5	NC State	Coral Gables, Fla.
6/6+	W	19-6	Florida Atlantic	Coral Gables, Fla.
6/12\$	W	8-7	Florida	Coral Gables, Fla.
6/13\$	W	3-1	Florida	Coral Gables, Fla.
6/19#	W	9-5	LSU	Omaha, Neb.
6/21#	L	3-6	Cal State Fullerton	Omaha, Neb.
6/22#	L	11-15	South Carolina	Omaha, Neb.

3/11	W	14-3	Duke	Coral Gables, Fla.
3/12	W	12-1	Duke	Coral Gables, Fla.
3/13	W	6-1	Duke	Coral Gables, Fla.
3/16	W	13-2	Rutgers	Coral Gables, Fla.
3/18	W	11-2	Wake Forest	Winston-Salem, N.C.
3/19	L	6-13	Wake Forest	Winston-Salem, N.C.
3/20	W	12-4	Wake Forest	Winston-Salem, N.C.
3/23	W	11-3	FIU	Miami, Fla.
3/25	W	20-1	Georgia Tech	Coral Gables, Fla.
3/26	L	6-17	Georgia Tech	Coral Gables, Fla.
3/27	L	10-11	Georgia Tech	Coral Gables, Fla.
3/31	W	1-0	Oral Roberts	Coral Gables, Fla.
4/1	W	17-6	Oral Roberts	Coral Gables, Fla.
4/2	L	3-4	Oral Roberts (12)	Coral Gables, Fla.
4/3	L	8-12	Oral Roberts	Coral Gables, Fla.
4/8	W	7-3	Virginia Tech	Blacksburg, Va.
4/9	W	20-5	Virginia Tech	Salem, Va.
4/10	W	9-5	Virginia Tech	Salem, Va.
4/15	W	17-7	North Carolina	Chapel Hill, N.C.
4/16	W	18-9	North Carolina	Chapel Hill, N.C.
4/17	T	7-7	North Carolina	Chapel Hill, N.C.
4/22	W	5-3	Florida State	Coral Gables, Fla.
4/23	W	5-2	Florida State	Coral Gables, Fla.
4/24	L	1-13	Florida State	Coral Gables, Fla.
4/29	W	4-3	Maryland	Coral Gables, Fla.
4/30	W	12-8	Maryland	Coral Gables, Fla.
5/1	L	9-11	Maryland	Coral Gables, Fla.
5/6	W	4-2	Jacksonville	Coral Gables, Fla.
5/7	W	15-2	Jacksonville	Coral Gables, Fla.
5/8	W	6-5	Jacksonville (10)	Coral Gables, Fla.
5/13	W	7-6	Virginia	Charlottesville, Va.
5/14	W	1-0	Virginia	Charlottesville, Va.
5/15	L	3-4	Virginia	Charlottesville, Va.
5/19	L	5-15	Clemson	Clemson, S.C.
5/20	L	2-9	Clemson	Clemson, S.C.
5/21	L	2-6	Clemson	Clemson, S.C.
5/25%	L	1-2	NC State	Jacksonville, Fla.
5/26%	L	1-9	Clemson	Jacksonville, Fla.
6/3+	W	6-2	VCU	Coral Gables, Fla.
6/4+	W	4-1	Mississippi State	Coral Gables, Fla.
6/5+	W	10-4	Mississippi State	Coral Gables, Fla.
6/10\$	L	1-3	Nebraska	Lincoln, Neb.
6/11\$	L	3-6	Nebraska	Lincoln, Neb.

## 2003 45-17-1 (.714)

### COLLEGE WORLD SERIES

2/5	W	12-7	FIU	Coral Gables, Fla.
2/6	W	13-2	Campbell	Coral Gables, Fla.
2/7	W	10-3	Campbell	Coral Gables, Fla.
2/8	L	9-12	Campbell	Coral Gables, Fla.
2/14	W	9-2	Florida	Gainesville, Fla.
2/15	L	3-5	Florida	Gainesville, Fla.
2/21	W	6-3	San Diego State	Coral Gables, Fla.
2/22	W	4-1	San Diego State	Coral Gables, Fla.
2/23	W	6-3	San Diego State	Coral Gables, Fla.
2/28	L	7-8	The Citadel	Coral Gables, Fla.
3/1	W	6-1	The Citadel	Coral Gables, Fla.
3/2	W	14-6	The Citadel	Coral Gables, Fla.
3/7	W	5-2	Tennessee	Knoxville, Tenn.
3/8	W	8-4	Tennessee	Knoxville, Tenn.
3/9	W	10-4	Tennessee	Knoxville, Tenn.
3/11	W	3-2	USF	Coral Gables, Fla.
3/12	W	6-4	USF	Coral Gables, Fla.
3/14	W	15-5	Rutgers	Coral Gables, Fla.
3/16	L	7-8	Rutgers	Coral Gables, Fla.
3/18	W	16-2	St. Peter's	Coral Gables, Fla.
3/19	W	9-8	Stony Brook	Coral Gables, Fla.
3/21	W	18-8	Boston College	Coral Gables, Fla.
3/22	W	17-5	Boston College	Coral Gables, Fla.
3/26	W	10-9	Harvard	Homestead, Fla.
3/28	W	7-6	Georgia Tech	Coral Gables, Fla.
3/29	W	13-8	Georgia Tech	Coral Gables, Fla.
3/30	W	17-16	Georgia Tech	Coral Gables, Fla.
4/2	L	3-5	Florida Atlantic	Coral Gables, Fla.
4/4	W	8-5	Oral Roberts	Coral Gables, Fla.
4/5	L	1-10	Oral Roberts	Coral Gables, Fla.
4/6	W	11-8	Oral Roberts	Coral Gables, Fla.
4/11	W	6-1	Virginia	Charlottesville, Va.
4/12	W	10-4	Virginia	Charlottesville, Va.
4/13	L	2-17	Virginia	Charlottesville, Va.
4/16	W	6-4	FIU	Miami, Fla.
4/18	L	2-4	Florida State	Coral Gables, Fla.
4/19	L	4-6	Florida State	Coral Gables, Fla.
4/20	T	7-7	Florida State	Coral Gables, Fla.
4/25	L	0-1	Florida State	Tallahassee, Fla.
4/26	W	14-3	Florida State	Tallahassee, Fla.
4/27	L	0-12	Florida State	Tallahassee, Fla.
5/2	W	27-1	Pace	Coral Gables, Fla.
5/3	W	23-1	Pace	Coral Gables, Fla.
5/4	W	20-2	Pace	Coral Gables, Fla.
5/9	W	12-2	Jacksonville	Jacksonville, Fla.
5/10	L	8-11	Jacksonville	Jacksonville, Fla.
5/11	L	4-5	Jacksonville	Jacksonville, Fla.
5/16	W	12-7	Savannah State	Coral Gables, Fla.
5/17	W	11-2	Savannah State	Coral Gables, Fla.
5/18	W	11-3	Savannah State	Coral Gables, Fla.
5/19	W	6-4	Savannah State	Coral Gables, Fla.
5/22	W	6-4	Long Beach State	Long Beach, Calif.
5/23	W	3-2	Long Beach State	Long Beach, Calif.
5/24	L	3-7	Long Beach State	Long Beach, Calif.
5/30+	W	10-5	Bethune-Cookman	Coral Gables, Fla.
5/31+	W	1-0	Florida Atlantic	Coral Gables, Fla.
6/1+	L	5-15	Florida	Coral Gables, Fla.
6/1+	W	13-10	Florida	Coral Gables, Fla.
6/7\$	W	10-9	NC State	Coral Gables, Fla.
6/8\$	W	11-5	NC State (11)	Coral Gables, Fla.
6/14#	L	2-13	Texas	Omaha, Neb.
6/16#	W	7-5	Missouri State	Omaha, Neb.
6/17#	L	1-5	Texas	Omaha, Neb.

## 2005 41-19-1 (.672)

### NCAA TOURNAMENT

2/1	W	7-0	FIU	Coral Gables, Fla.
2/4	W	12-5	High Point	Coral Gables, Fla.
2/5	W	7-6	High Point (11)	Coral Gables, Fla.
2/6	W	10-1	High Point	Coral Gables, Fla.
2/11	W	11-9	USF	Coral Gables, Fla.
2/12	W	7-5	USF	Coral Gables, Fla.
2/13	W	9-4	USF	Coral Gables, Fla.
2/18	W	9-7	Florida	Gainesville, Fla.
2/19	L	1-2	Florida (11)	Gainesville, Fla.
2/20	L	11-14	Florida	Gainesville, Fla.
2/25	W	12-1	George Washington	Coral Gables, Fla.
2/26	L	4-5	George Washington	Coral Gables, Fla.
2/27	W	16-3	George Washington	Coral Gables, Fla.
3/2	W	5-1	Northeastern	Coral Gables, Fla.
3/4	W	6-1	NC State	Coral Gables, Fla.
3/5	L	5-11	NC State	Coral Gables, Fla.
3/6	W	13-7	NC State	Coral Gables, Fla.
3/8	W	3-0	Pittsburgh	Coral Gables, Fla.

## 2006 42-24 (.636)

### COLLEGE WORLD SERIES

1/28	W	17-3	FIU	Coral Gables, Fla.
1/29	W	5-0	FIU	Miami, Fla.
2/3	W	16-4	Winthrop	Coral Gables, Fla.
2/5	L	3-8	Winthrop	Coral Gables, Fla.
2/5	L	3-4	Winthrop	Coral Gables, Fla.
2/10	W	3-1	UCLA	Los Angeles, Calif.
2/11	L	4-7	UCLA	Los Angeles, Calif.
2/12	W	5-2	UCLA	Los Angeles, Calif.
2/15	W	13-4	Louisville	Coral Gables, Fla.
2/17	L	1-2	Florida	Coral Gables, Fla.
2/18	L	1-4	Florida	Coral Gables, Fla.
2/19	L	10-11	Florida	Coral Gables, Fla.
2/25	W	4-3	Bethune-Cookman	Coral Gables, Fla.
2/25	W	9-1	Bethune-Cookman	Coral Gables, Fla.
2/26	W	9-1	Bethune-Cookman	Coral Gables, Fla.
3/3	W	4-0	Indiana	Coral Gables, Fla.
3/4	W	7-2	Indiana	Coral Gables, Fla.
3/5	W	6-4	Indiana	Coral Gables, Fla.
3/8	W	9-4	Michigan State	Coral Gables, Fla.
3/10	W	14-3	Virginia Tech	Coral Gables, Fla.
3/11	W	12-3	Virginia Tech	Coral Gables, Fla.
3/12	W	10-4	Virginia Tech	Coral Gables, Fla.
3/14	W	6-0	Fordham	Coral Gables, Fla.
3/15	W	12-2	Manhattan	Coral Gables, Fla.
3/17	W	3-0	Duke	Durham, N.C.
3/18	W	4-3	Duke	Durham, N.C.
3/19	W	7-1	Duke	Durham, N.C.
3/24	W	10-2	Maryland	College Park, Md.
3/25	L	4-5	Maryland	College Park, Md.
3/26	W	3-1	Maryland	College Park, Md.
3/31	L	6-8	Clemson	Coral Gables, Fla.
4/1	L	2-6	Clemson	Coral Gables, Fla.
4/2	L	1-14	Clemson	Coral Gables, Fla.
4/7	L	7-8	North Carolina	Coral Gables, Fla.
4/8	W	9-7	North Carolina	Coral Gables, Fla.

## 2004 50-13 (.794)

### COLLEGE WORLD SERIES

2/13	L	0-3	Florida	Coral Gables, Fla.
2/14	W	4-1	Florida	Coral Gables, Fla.
2/15	W	19-5	Florida	Coral Gables, Fla.



# ALL-TIME RESULTS

4/9	L	6-9	North Carolina	Coral Gables, Fla.
4/14	W	7-3	Florida State	Tallahassee, Fla.
4/15	L	1-16	Florida State	Tallahassee, Fla.
4/16	W	7-5	Florida State	Tallahassee, Fla.
4/21	L	2-8	Virginia	Coral Gables, Fla.
4/22	L	7-15	Virginia	Coral Gables, Fla.
4/23	W	9-8	Virginia (10)	Coral Gables, Fla.
4/28	L	2-9	NC State	Raleigh, N.C.
4/29	W	9-6	NC State	Raleigh, N.C.
4/30	W	12-10	NC State	Raleigh, N.C.
5/5	W	5-2	Wright State	Coral Gables, Fla.
5/6	W	14-1	Wright State	Coral Gables, Fla.
5/7	W	15-1	Wright State	Coral Gables, Fla.
5/12	W	13-1	Wake Forest	Coral Gables, Fla.
5/13	W	11-10	Wake Forest (10)	Coral Gables, Fla.
5/14	L	5-8	Wake Forest	Coral Gables, Fla.
5/18	W	8-7	Georgia Tech	Atlanta, Ga.
5/19	L	5-14	Georgia Tech	Atlanta, Ga.
5/20	L	7-12	Georgia Tech	Atlanta, Ga.
5/24%	L	1-2	Georgia Tech	Jacksonville, Fla.
5/25%	W	4-1	Wake Forest	Jacksonville, Fla.
5/26%	L	4-7	Georgia Tech	Jacksonville, Fla.
6/2+	W	11-2	San Francisco	Lincoln, Neb.
6/3+	W	8-2	Manhattan	Lincoln, Neb.
6/4+	W	10-4	Manhattan	Lincoln, Neb.
6/10\$	L	9-11	Mississippi	Oxford, Miss.
6/11\$	W	7-0	Mississippi	Oxford, Miss.
6/12\$	W	14-9	Mississippi	Oxford, Miss.
6/17#	W	11-1	Oregon State	Omaha, Neb.
6/19#	L	2-3	Rice	Omaha, Neb.
6/20#	L	1-8	Oregon State	Omaha, Neb.

## 2007 37-24 (.607)

### NCAA TOURNAMENT

2/2	L	5-6	Mercer	Coral Gables, Fla.
2/3	L	5-8	Mercer	Coral Gables, Fla.
2/9	W	1-0	UCLA	Coral Gables, Fla.
2/10	W	9-8	UCLA	Coral Gables, Fla.
2/11	W	7-3	UCLA	Coral Gables, Fla.
2/16	L	2-7	Florida	Gainesville, Fla.
2/17	L	5-7	Florida	Gainesville, Fla.
2/18	W	10-7	Florida	Gainesville, Fla.
2/23	L	10-7	Elon	Coral Gables, Fla.
2/24	W	17-4	Elon	Coral Gables, Fla.
2/25	W	6-3	Elon	Coral Gables, Fla.
3/2	W	14-8	Fordham	Coral Gables, Fla.
3/3	W	8-1	Fordham	Coral Gables, Fla.
3/4	W	10-9	Fordham (10)	Coral Gables, Fla.
3/6	L	2-5	St. Bonaventure	Coral Gables, Fla.
3/7	W	7-2	La Salle	Coral Gables, Fla.
3/9	L	5-7	North Carolina	Chapel Hill, N.C.
3/10	L	1-3	North Carolina	Chapel Hill, N.C.
3/11	L	7-11	North Carolina	Chapel Hill, N.C.
3/13	W	4-2	Maine	Coral Gables, Fla.
3/14	W	4-1	Rutgers	Coral Gables, Fla.
3/16	W	13-3	Maryland	Coral Gables, Fla.
3/17	W	4-3	Maryland	Coral Gables, Fla.
3/18	L	4-5	Maryland	Coral Gables, Fla.
3/23	L	1-4	Virginia	Charlottesville, Va.
3/24	L	0-3	Virginia	Charlottesville, Va.
3/25	W	4-2	Virginia	Charlottesville, Va.
3/30	W	10-3	Clemson	Clemson, S.C.
3/31	L	1-4	Clemson	Clemson, S.C.
4/1	W	7-6	Clemson	Clemson, S.C.
4/4	W	10-9	Florida Int'l (10)	Coral Gables, Fla.
4/6	L	2-9	Georgia Tech	Coral Gables, Fla.
4/7	W	5-2	Georgia Tech (11)	Coral Gables, Fla.
4/8	W	8-7	Georgia Tech	Coral Gables, Fla.
4/11	W	11-7	FIU	Miami, Fla.
4/13	L	3-5	NC State (13)	Coral Gables, Fla.
4/14	W	5-1	NC State	Coral Gables, Fla.
4/15	L	9-19	NC State	Coral Gables, Fla.
4/18	L	2-3	North Florida	Coral Gables, Fla.
4/20	W	11-9	Virginia Tech	Blacksburg, Va.
4/21	W	4-3	Virginia Tech	Blacksburg, Va.
4/22	W	9-5	Virginia Tech	Blacksburg, Va.
4/25	W	7-3	Stetson	Coral Gables, Fla.
4/27	L	6-7	Florida State	Coral Gables, Fla.
4/28	L	8-13	Florida State	Coral Gables, Fla.
4/29	W	7-1	Florida State	Coral Gables, Fla.
5/4	W	3-2	Wright State	Coral Gables, Fla.

5/5	W	11-2	Wright State	Coral Gables, Fla.
5/6	W	13-5	Wright State	Coral Gables, Fla.
5/11	W	9-8	Wake Forest (14)	Winston-Salem, N.C.
5/12	L	10-12	Wake Forest	Winston-Salem, N.C.
5/13	W	2-1	Wake Forest	Winston-Salem, N.C.
5/17	W	2-1	Duke	Coral Gables, Fla.
5/18	W	5-1	Duke	Coral Gables, Fla.
5/19	W	14-5	Duke	Coral Gables, Fla.
5/23%	L	4-5	Clemson (13)	Jacksonville, Fla.
5/25%	W	9-3	Florida State	Jacksonville, Fla.
5/26%	L	3-7	Wake Forest	Jacksonville, Fla.
6/1+	L	7-13	Louisville	Columbia, Mo.
6/2+	W	8-7	Kent State	Columbia, Mo.
6/3+	L	7-8	Louisville	Columbia, Mo.

## 2008 53-11 (.828)

### COLLEGE WORLD SERIES

2/22	W	3-1	Cincinnati	Coral Gables, Fla.
2/23	W	6-4	Cincinnati	Coral Gables, Fla.
2/24	W	8-0	Cincinnati	Coral Gables, Fla.
2/26*	L	2-7	Miami Marlins	Jupiter, Fla.
2/29	W	8-4	Florida	Coral Gables, Fla.
3/1	W	8-5	Florida	Coral Gables, Fla.
3/2	L	2-6	Florida	Coral Gables, Fla.
3/4	W	9-2	Lehigh	Coral Gables, Fla.
3/7	W	10-7	Boston College	Coral Gables, Fla.
3/8	W	8-3	Boston College	Coral Gables, Fla.
3/9	W	7-1	Boston College	Coral Gables, Fla.
3/11	W	10-0	Penn State	Coral Gables, Fla.
3/12	W	7-4	Maine	Coral Gables, Fla.
3/14	W	12-5	NC State	Raleigh, N.C.
3/15	W	2-1	NC State	Raleigh, N.C.
3/16	L	10-11	NC State	Raleigh, N.C.
3/18	W	20-9	Cornell	Coral Gables, Fla.
3/19	W	13-1	NJIT	Coral Gables, Fla.
3/21	W	17-4	Wake Forest	Coral Gables, Fla.
3/23	W	23-2	Wake Forest	Coral Gables, Fla.
3/25	W	10-5	Bethune-Cookman	Coral Gables, Fla.
3/26	W	7-6	Bethune-Cookman	Coral Gables, Fla.
3/28	W	7-5	Duke (10)	Durham, N.C.
3/29	W	8-1	Duke	Durham, N.C.
4/1	W	16-7	Florida Atlantic	Coral Gables, Fla.
4/2	W	13-2	FIU	Miami, Fla.
4/4	W	6-4	Clemson	Coral Gables, Fla.
4/5	W	15-5	Clemson	Coral Gables, Fla.
4/6	W	7-6	Clemson	Coral Gables, Fla.
4/8	W	4-2	Florida Gulf Coast (11)	Coral Gables, Fla.
4/9	L	3-6	Florida Atlantic	Coral Gables, Fla.
4/12	W	10-5	Georgia Tech	Atlanta, Ga.
4/12	W	15-5	Georgia Tech	Atlanta, Ga.
4/13	W	9-3	Georgia Tech	Atlanta, Ga.
4/16	W	12-10	Florida Atlantic	Boca Raton, Fla.
4/18	W	11-4	Florida State	Tallahassee, Fla.
4/19	L	5-9	Florida State	Tallahassee, Fla.
4/20	W	11-10	Florida State	Tallahassee, Fla.
4/23	L	3-6	FIU	Coral Gables, Fla.
4/25	W	1-0	Virginia	Coral Gables, Fla.
4/26	W	4-3	Virginia (10)	Coral Gables, Fla.
4/27	W	10-0	Virginia	Coral Gables, Fla.
5/2	W	10-6	St. Mary's	Coral Gables, Fla.
5/3	W	5-0	St. Mary's	Coral Gables, Fla.
5/4	W	15-3	St. Mary's	Coral Gables, Fla.
5/9	W	12-4	Virginia Tech	Blacksburg, Va.
5/10	L	6-7	Virginia Tech	Blacksburg, Va.
5/10	W	9-2	Virginia Tech	Blacksburg, Va.
5/13	W	5-2	North Florida	Coral Gables, Fla.
5/15	W	12-2	North Carolina	Coral Gables, Fla.
5/16	L	6-10	North Carolina	Coral Gables, Fla.
5/17	L	11-12	North Carolina	Coral Gables, Fla.
5/21%	W	7-1	Clemson	Jacksonville, Fla.
5/22%	W	15-12	Georgia Tech	Jacksonville, Fla.
5/24%	W	5-2	NC State	Jacksonville, Fla.
5/25%	W	8-4	Virginia	Jacksonville, Fla.
5/30+	W	7-4	Bethune-Cookman	Coral Gables, Fla.
5/31+	W	6-5	Missouri	Coral Gables, Fla.
6/1+	W	11-2	Mississippi	Coral Gables, Fla.
6/6\$	L	3-6	Arizona	Coral Gables, Fla.
6/7\$	W	14-10	Arizona	Coral Gables, Fla.
6/8\$	W	4-2	Arizona	Coral Gables, Fla.
6/14#	L	4-7	Georgia	Omaha, Neb.
6/16#	W	7-5	Florida State	Omaha, Neb.

6/18#	L	3-8	Stanford	Omaha, Neb.
-------	---	-----	----------	-------------

## 2009 38-22 (.633)

### NCAA TOURNAMENT

2/20	W	6-1	Rutgers	Coral Gables, Fla.
2/21	W	4-2	Rutgers	Coral Gables, Fla.
2/21	L	4-5	Rutgers	Coral Gables, Fla.
2/22	W	18-9	Rutgers	Coral Gables, Fla.
2/27	W	8-5	Florida	Gainesville, Fla.
2/28	W	2-1	Florida	Gainesville, Fla.
3/1	W	16-2	Florida	Gainesville, Fla.
3/3	L	0-3	Rhode Island	Coral Gables, Fla.
3/4	W	14-3	Mount St. Mary's	Coral Gables, Fla.
3/6	W	7-6	NC State (12)	Coral Gables, Fla.
3/7	W	4-0	NC State	Coral Gables, Fla.
3/8	W	9-7	NC State	Coral Gables, Fla.
3/10	W	11-6	St. Joseph's	Coral Gables, Fla.
3/11	W	11-6	Pittsburgh	Coral Gables, Fla.
3/13	W	5-4	Duke	Coral Gables, Fla.
3/14	L	0-2	Duke	Coral Gables, Fla.
3/15	W	7-6	Duke	Coral Gables, Fla.
3/17	W	8-0	St. Thomas	Coral Gables, Fla.
3/18	W	11-1	UMBC	Coral Gables, Fla.
3/20	L	4-9	Virginia	Charlottesville, Va.
3/21	W	4-3	Virginia	Charlottesville, Va.
3/22	W	7-5	Virginia (8)	Charlottesville, Va.
3/24	L	1-7	Ohio State	Coral Gables, Fla.
3/25	W	13-6	Florida Atlantic	Boca Raton, Fla.
3/27	L	9-13	Georgia Tech	Coral Gables, Fla.
3/28	L	4-6	Georgia Tech	Coral Gables, Fla.
3/29	W	6-2	Georgia Tech	Coral Gables, Fla.
4/1	W	15-10	Barry	Coral Gables, Fla.
4/3	L	4-14	Florida State	Coral Gables, Fla.
4/4	W	6-4	Florida State	Coral Gables, Fla.
4/5	W	14-8	Florida State	Coral Gables, Fla.
4/7	W	8-7	Florida Atlantic	Coral Gables, Fla.
4/11	W	12-8	Clemson	Clemson, S.C.
4/11	L	1-9	Clemson	Clemson, S.C.
4/12	L	6-9	Clemson	Clemson, S.C.
4/14	W	3-1	Florida Atlantic	Coral Gables, Fla.
4/17	L	0-3	North Carolina	Chapel Hill, N.C.
4/18	L	4-5	North Carolina (10)	Chapel Hill, N.C.
4/19	L	1-4	North Carolina	Chapel Hill, N.C.
4/22	W	13-7	Florida Gulf Coast	Coral Gables, Fla.
4/24	W	4-1	Virginia Tech	Coral Gables, Fla.
4/25	L	4-7	Virginia Tech	Coral Gables, Fla.
4/26	W	11-3	Virginia Tech	Coral Gables, Fla.
4/28	L	1-10	North Florida	Coral Gables, Fla.
5/1	W	5-1	Boston College	Chestnut Hill, Mass.
5/2	W	7-5	Boston College	Brockton, Mass.
5/3	L	3-13	Boston College	Chestnut Hill, Mass.
5/8	L	0-1	Bethune-Cookman	Coral Gables, Fla.
5/9	W	14-4	Bethune-Cookman	Coral Gables, Fla.
5/10	L	2-5	Bethune-Cookman	Coral Gables, Fla.
5/14	W	23-5	Wake Forest	Winston-Salem, N.C.
5/16	W	19-6	Wake Forest	Winston-Salem, N.C.
5/16	W	4-2	Wake Forest	Winston-Salem, N.C.
5/20%	W	8-6	Georgia Tech	Durham, N.C.
5/21%	L	2-4	Florida State	Durham, N.C.
5/22%	L	1-10	Boston College	Durham, N.C.
5/29+	W	9-4	Jacksonville	Gainesville, Fla.
5/30+	L	2-8	Florida	Gainesville, Fla.
5/31+	W	4-0	Jacksonville	Gainesville, Fla.
5/31+	L	5-16	Florida	Gainesville, Fla.

## 2010 43-20 (.683)

### NCAA TOURNAMENT

2/19	W	12-1	Rutgers	Coral Gables, Fla.
2/20	W	10-8	Rutgers	Coral Gables, Fla.
2/21	W	9-7	Rutgers	Coral Gables, Fla.
2/26	W	7-3	Manhattan	Coral Gables, Fla.
2/27	W	18-1	Manhattan	Coral Gables, Fla.
2/28	L	7-12	Manhattan	Coral Gables, Fla.
3/2	W	15-2	USF	Tampa, Fla.
3/5	L	1-7	Florida	Coral Gables, Fla.
3/6	W	9-6	Florida	Coral Gables, Fla.
3/7	L	2-4	Florida	Coral Gables, Fla.
3/9	W	19-2	UCF	Orlando, Fla.
3/12	L	0-3	Boston College	Coral Gables, Fla.
3/13	W	7-1	Boston College	Coral Gables, Fla.



# ALL-TIME RESULTS

3/14	W	11-4	Boston College	Coral Gables, Fla.
3/16	L	3-4	Fordham	Coral Gables, Fla.
3/17	W	9-8	Fordham	Coral Gables, Fla.
3/19	W	3-1	Duke	Durham, N.C.
3/20	W	11-3	Duke	Durham, N.C.
3/21	W	7-6	Duke	Durham, N.C.
3/23	L	3-6	UCF	Coral Gables, Fla.
3/26	W	6-5	NC State	Raleigh, N.C.
3/27	L	6-7	NC State (11)	Raleigh, N.C.
3/28	W	4-0	NC State	Raleigh, N.C.
3/31	W	12-5	FAU	Coral Gables, Fla.
4/2	W	7-4	Wake Forest	Coral Gables, Fla.
4/3	W	9-8	Wake Forest (11)	Coral Gables, Fla.
4/4	W	10-1	Wake Forest	Coral Gables, Fla.
4/6	W	8-5	Florida Atlantic	Boca Raton, Fla.
4/7	W	11-0	Florida Atlantic	Coral Gables, Fla.
4/9	L	7-9	Virginia Tech	Blacksburg, Va.
4/10	W	9-2	Virginia Tech	Blacksburg, Va.
4/11	L	2-4	Virginia Tech	Blacksburg, Va.
4/14	W	9-0	Florida Gulf Coast	Ft Myers, Fla.
4/16	W	7-5	North Carolina	Coral Gables, Fla.
4/17	W	11-1	North Carolina	Coral Gables, Fla.
4/18	W	5-2	North Carolina (8)	Coral Gables, Fla.
4/20	W	5-2	Bethune-Cookman	Coral Gables, Fla.
4/23	W	6-5	Florida State	Tallahassee, Fla.
4/24	L	7-8	Florida State	Tallahassee, Fla.
4/25	L	6-7	Florida State	Tallahassee, Fla.
4/27	W	9-6	St. Thomas	Coral Gables, Fla.
4/28	W	14-7	USF	Coral Gables, Fla.
4/30	W	5-1	Maryland	Coral Gables, Fla.
5/1	W	6-4	Maryland	Coral Gables, Fla.
5/2	W	9-1	Maryland	Coral Gables, Fla.
5/7	W	6-0	Barry	Coral Gables, Fla.
5/8	W	11-1	Barry	Coral Gables, Fla.
5/14	L	3-14	Georgia Tech	Atlanta, Ga.
5/15	W	9-2	Georgia Tech	Atlanta, Ga.
5/16	L	3-6	Georgia Tech	Atlanta, Ga.
5/18	W	5-4	Florida Gulf Coast	Coral Gables, Fla.
5/20	W	5-4	Virginia (11)	Coral Gables, Fla.
5/21	L	1-3	Virginia	Coral Gables, Fla.
5/22	L	4-7	Virginia	Coral Gables, Fla.
5/26%	W	9-3	Florida State	Greensboro, N.C.
5/27%	L	10-12	Boston College (12)	Greensboro, N.C.
5/29%	L	8-12	Virginia	Greensboro, N.C.
6/4+	W	12-8	Dartmouth	Coral Gables, Fla.
6/5+	W	14-1	Texas A&M	Coral Gables, Fla.
6/6+	L	7-11	Texas A&M	Coral Gables, Fla.
6/7+	W	10-3	Texas A&M	Coral Gables, Fla.
6/11\$	L	2-7	Florida	Gainesville, Fla.
6/12\$	L	3-4	Florida (10)	Gainesville, Fla.

4/3	W	7-6	Boston College (5)	Chestnut Hill, Mass.
4/6	W	8-1	Florida Gulf Coast	Ft. Myers, Fla.
4/8	W	4-1	NC State	Coral Gables, Fla.
4/9	W	14-13	NC State (10)	Coral Gables, Fla.
4/10	W	3-0	NC State	Coral Gables, Fla.
4/13	W	10-5	Barry	Coral Gables, Fla.
4/15	W	10-4	Maryland	College Park, Md.
4/17	L	2-10	Maryland	College Park, Md.
4/17	W	5-2	Maryland	College Park, Md.
4/20	W	5-3	Bethune-Cookman	Coral Gables, Fla.
4/23	W	13-6	North Carolina (10)	Chapel Hill, N.C.
4/23	W	5-3	North Carolina	Chapel Hill, N.C.
4/24	L	1-8	North Carolina	Chapel Hill, N.C.
4/27	W	14-5	USF	Coral Gables, Fla.
4/29	L	5-6	Florida State	Coral Gables, Fla.
4/30	L	0-2	Florida State	Coral Gables, Fla.
5/1	W	5-1	Florida State	Coral Gables, Fla.
5/6	W	16-4	Hofstra	Coral Gables, Fla.
5/7	W	9-3	Hofstra	Coral Gables, Fla.
5/8	L	0-5	Hofstra	Coral Gables, Fla.
5/13	W	6-2	Virginia	Charlottesville, Va.
5/14	L	2-3	Virginia	Charlottesville, Va.
5/15	L	4-5	Virginia	Charlottesville, Va.
5/17	L	4-7	Florida Atlantic	Coral Gables, Fla.
5/19	W	4-1	Duke	Coral Gables, Fla.
5/20	L	0-2	Duke	Coral Gables, Fla.
5/21	W	5-2	Duke	Coral Gables, Fla.
5/26%	W	7-3	North Carolina	Durham, N.C.
5/27%	L	4-6	Virginia	Durham, N.C.
5/28%	W	4-2	Wake Forest	Durham, N.C.
6/3+	W	7-2	Jacksonville	Gainesville, Fla.
6/4+	L	4-5	Florida	Gainesville, Fla.
6/5+	W	6-3	Jacksonville	Gainesville, Fla.
6/5+	L	4-11	Florida	Gainesville, Fla.

4/30	L	4-7	Virginia	Coral Gables, Fla.
5/4	W	7-0	Bethune-Cookman	Coral Gables, Fla.
5/5	W	5-4	Bethune-Cookman	Coral Gables, Fla.
5/6	W	4-3	Bethune-Cookman	Coral Gables, Fla.
5/11	W	11-0	Wake Forest	Coral Gables, Fla.
5/12	L	2-7	Wake Forest	Coral Gables, Fla.
5/13	W	6-3	Wake Forest	Coral Gables, Fla.
5/17	W	5-4	Georgia Tech	Atlanta, Ga.
5/18	W	8-6	Georgia Tech	Atlanta, Ga.
5/19	L	1-2	Georgia Tech	Atlanta, Ga.
5/23%	L	2-3	NC State	Greensboro, N.C.
5/24%	W	5-3	North Carolina	Greensboro, N.C.
5/25%	W	6-3	Wake Forest	Greensboro, N.C.
5/27%	L	5-8	Georgia Tech	Greensboro, N.C.
6/1+	L	2-10	Stony Brook	Coral Gables, Fla.
6/2+	L	2-12	Missouri State	Coral Gables, Fla.

## 2013

37-25 (.597)

### NCAA TOURNAMENT

2/16	W	5-4	Rutgers	Coral Gables, Fla.
2/16	W	4-1	Rutgers (7)	Coral Gables, Fla.
2/17	W	7-0	Rutgers	Coral Gables, Fla.
2/20	W	5-4	Florida Atlantic (11)	Boca Raton, Fla.
2/22	W	6-1	Milwaukee	Coral Gables, Fla.
2/23	W	6-1	Milwaukee	Coral Gables, Fla.
2/24	W	7-6	Milwaukee	Coral Gables, Fla.
2/26	W	5-4	St. Thomas	Coral Gables, Fla.
2/27	W	5-1	Barry	Coral Gables, Fla.
3/1	L	3-2	Florida	Gainesville, Fla.
3/2	L	4-6	Florida	Gainesville, Fla.
3/3	L	3-6	Florida	Gainesville, Fla.
3/5	W	6-2	Maine	Coral Gables, Fla.
3/6	W	5-0	UCF	Coral Gables, Fla.
3/8	L	2-4	Duke	Coral Gables, Fla.
3/9	L	2-9	Duke	Coral Gables, Fla.
3/10	W	5-3	Duke	Coral Gables, Fla.
3/12	L	6-17	Illinois State	Coral Gables, Fla.
3/13	W	9-2	Illinois State	Coral Gables, Fla.
3/15	W	4-1	North Carolina	Chapel Hill, N.C.
3/16	L	2-14	North Carolina	Chapel Hill, N.C.
3/17	L	1-4	North Carolina	Chapel Hill, N.C.
3/19	W	9-6	Columbia	Coral Gables, Fla.
3/20	W	6-4	Columbia	Coral Gables, Fla.
3/22	W	11-9	Virginia Tech	Coral Gables, Fla.
3/23	W	2-0	Virginia Tech	Coral Gables, Fla.
3/24	L	5-8	Virginia Tech (10)	Coral Gables, Fla.
3/27	L	1-6	Florida Atlantic	Coral Gables, Fla.
3/29	L	4-15	Virginia	Charlottesville, Va.
3/30	L	1-8	Virginia	Charlottesville, Va.
3/31	W	4-3	Virginia	Charlottesville, Va.
4/3	L	3-5	Bethune-Cookman	Coral Gables, Fla.
4/5	L	2-4	Florida State	Coral Gables, Fla.
4/6	W	6-0	Florida State	Coral Gables, Fla.
4/7	L	1-5	Florida State	Coral Gables, Fla.
4/10	W	8-2	Stetson	Coral Gables, Fla.
4/12	W	1-0	Maryland (13)	College Park, Md.
4/13	W	5-3	Maryland	College Park, Md.
4/14	L	2-7	Maryland	College Park, Md.
4/17	W	6-1	Bethune-Cookman	Coral Gables, Fla.
4/19	L	0-1	Clemson	Coral Gables, Fla.
4/20	W	2-1	Clemson	Coral Gables, Fla.
4/21	W	7-0	Clemson	Coral Gables, Fla.
4/24	W	6-4	Florida Atlantic	Coral Gables, Fla.
4/26	L	0-1	Boston College	Chestnut Hill, Mass.
4/27	W	5-0	Boston College	Chestnut Hill, Mass.
4/28	L	2-3	Boston College (11)	Chestnut Hill, Mass.
5/3	W	12-3	St. John's	Coral Gables, Fla.
5/4	W	4-2	St. John's	Coral Gables, Fla.
5/5	W	6-4	St. John's	Coral Gables, Fla.
5/10	W	8-3	Wake Forest	Winston-Salem, N.C.
5/11	L	4-5	Wake Forest	Winston-Salem, N.C.
5/12	L	3-9	Wake Forest	Winston-Salem, N.C.
5/16	W	8-3	Georgia Tech	Coral Gables, Fla.
5/17	W	11-7	Georgia Tech	Coral Gables, Fla.
5/18	L	1-10	Georgia Tech	Coral Gables, Fla.
5/23%	L	0-10	North Carolina (8)	Durham, N.C.
5/24%	L	1-7	NC State	Durham, N.C.
5/25%	W	7-0	Clemson	Durham, N.C.
5/31+	W	7-0	Oklahoma State	Louisville, Ky.
6/1+	L	4-6	Louisville	Louisville, Ky.
6/2+	L	1-7	Oklahoma State	Louisville, Ky.

## 2012

36-23 (.610)

### NCAA TOURNAMENT

2/17	W	6-2	Rutgers	Coral Gables, Fla.
2/18	W	4-1	Rutgers	Coral Gables, Fla.
2/19	W	9-7	Rutgers	Coral Gables, Fla.
2/22	W	3-0	Florida Gulf Coast	Ft. Myers, Fla.
2/24	W	15-4	Albany	Coral Gables, Fla.
2/25	W	11-1	Albany	Coral Gables, Fla.
2/26	W	12-5	Albany	Coral Gables, Fla.
2/29	W	10-5	Florida Atlantic	Coral Gables, Fla.
3/2	L	5-7	Florida	Coral Gables, Fla.
3/3	L	5-13	Florida	Coral Gables, Fla.
3/4	L	5-8	Florida	Coral Gables, Fla.
3/6*	L	6-7	Miami Marlins	Miami, Fla.
3/7	W	4-3	Miami (OH)	Coral Gables, Fla.
3/9	W	7-3	Boston College	Coral Gables, Fla.
3/10	W	5-3	Boston College	Coral Gables, Fla.
3/11	W	4-1	Boston College	Coral Gables, Fla.
3/13	W	11-6	Illinois State	Coral Gables, Fla.
3/14	W	3-2	UCF	Orlando, Fla.
3/16	L	1-5	Duke	Durham, N.C.
3/17	W	2-1	Duke	Durham, N.C.
3/18	W	7-1	Duke	Durham, N.C.
3/21	W	8-5	Florida Atlantic	Boca Raton, Fla.
3/23	W	4-1	Maryland	Coral Gables, Fla.
3/24	W	9-1	Maryland	Coral Gables, Fla.
3/25	L	4-6	Maryland	Coral Gables, Fla.
3/28	W	11-4	St. Thomas	Coral Gables, Fla.
3/30	L	1-3	Clemson	Clemson, S.C.
3/31	L	1-3	Clemson	Clemson, S.C.
4/1	W	4-2	Clemson	Clemson, S.C.
4/4	L	1-4	UCF	Coral Gables, Fla.
4/6	W	8-0	North Carolina	Coral Gables, Fla.
4/7	W	4-3	North Carolina (14)	Coral Gables, Fla.
4/8	W	4-0	North Carolina	Coral Gables, Fla.
4/11	L	2-4	Florida Gulf Coast	Coral Gables, Fla.
4/13	W	6-4	Virginia Tech	Blacksburg, Va.
4/14	L	4-5	Virginia Tech	Blacksburg, Va.
4/15	L	2-3	Virginia Tech	Blacksburg, Va.
4/18	W	3-2	Stetson	Coral Gables, Fla.
4/20	L	2-11	Florida State	Tallahassee, Fla.
4/21	L	1-6	Florida State	Tallahassee, Fla.
4/22	L	7-8	Florida State	Tallahassee, Fla.
4/24	W	3-1	Florida Atlantic	Coral Gables, Fla.
4/28	L	3-7	Virginia	Coral Gables, Fla.
4/29	L	4-7	Virginia	Coral Gables, Fla.

## 2011

38-23 (.623)

### NCAA TOURNAMENT

2/18	W	2-1	Rutgers (11)	Coral Gables, Fla.
2/19	L	5-6	Rutgers (10)	Coral Gables, Fla.
2/20	W	5-3	Rutgers	Coral Gables, Fla.
2/23	L	4-7	Florida Atlantic	Boca Raton, Fla.
2/24	W	6-3	Appalachian State	Coral Gables, Fla.
2/25	L	5-7	Appalachian State	Coral Gables, Fla.
2/26	W	10-0	Appalachian State	Coral Gables, Fla.
2/27	W	9-8	Miami Marlins	Jupiter, Fla.
3/1	L	2-4	USF	Tampa, Fla.
3/4	L	3-8	Florida	Gainesville, Fla.
3/5	L	0-1	Florida	Gainesville, Fla.
3/6	L	3-5	Florida	Gainesville, Fla.
3/8	W	1-0	Illinois State (11)	Coral Gables, Fla.
3/9	L	2-9	Illinois State	Coral Gables, Fla.
3/11	W	3-1	Virginia Tech	Coral Gables, Fla.
3/12	W	2-1	Virginia Tech	Coral Gables, Fla.
3/13	W	11-1	Virginia Tech	Coral Gables, Fla.
3/15	W	7-3	Florida Atlantic	Coral Gables, Fla.
3/18	W	4-1	Wake Forest	Winston-Salem, N.C.
3/19	W	4-3	Wake Forest	Winston-Salem, N.C.
3/20	W	5-3	Wake Forest	Winston-Salem, N.C.
3/22	W	4-1	UCF	Coral Gables, Fla.
3/23	W	5-2	Florida Gulf Coast	Coral Gables, Fla.
3/25	L	3-8	Georgia Tech	Coral Gables, Fla.
3/26	L	3-12	Georgia Tech (10)	Coral Gables, Fla.
3/27	L	1-3	Georgia Tech	Coral Gables, Fla.
3/29	W	13-2	Florida Gulf Coast	Coral Gables, Fla.
4/3	W	19-4	Boston College	Chestnut Hill, Mass.



# ALL-TIME RESULTS

**2014** **44-19 (.698)**

## NCAA TOURNAMENT

2/14	W	6-3	Maine	Coral Gables, Fla.
2/15	L	1-3	Maine	Coral Gables, Fla.
2/16	W	11-2	Maine	Coral Gables, Fla.
2/19	L	2-5	FAU	Coral Gables, Fla.
2/21	W	6-4	Florida	Coral Gables, Fla.
2/22	W	5-2	Florida	Coral Gables, Fla.
2/23	L	4-6	Florida	Coral Gables, Fla.
2/26	L	2-5	Marlins (exhibition)	Jupiter, Fla.
2/28	W	3-1	Florida State	Tallahassee, Fla.
3/1	L	2-10	Florida State	Tallahassee, Fla.
3/2	L	6-13	Florida State	Tallahassee, Fla.
3/4	W	17-0	Villanova	Coral Gables, Fla.
3/5	W	7-2	Villanova	Coral Gables, Fla.
3/7	W	6-2	Boston College*	Coral Gables, Fla.
3/8	W	5-2	Boston College*	Coral Gables, Fla.
3/9	W	4-3	Boston College*	Coral Gables, Fla.
3/11	L	3-7	Bethune-Cookman	Coral Gables, Fla.
3/12	L	3-7	Stetson	DeLand, Fla.
3/14	W	10-8	Georgia Tech*	Atlanta, Ga.
3/15	L	7-13	Georgia Tech* (G1)	Atlanta, Ga.
3/15	L	2-3	Georgia Tech* (G2)	Atlanta, Ga.
3/18	L	2-9	UCF	Coral Gables, Fla.
3/19	W	5-2	FGCU (10)	Fort Myers, Fla.
3/22	W	7-1	Virginia*	Coral Gables, Fla.
3/23	L	3-8	Virginia* (11)	Coral Gables, Fla.
3/24	L	3-5	Virginia*	Coral Gables, Fla.
3/26	W	4-0	FGCU	Coral Gables, Fla.
3/28	W	1-2	NC State*	Raleigh, N.C.
3/29	W	1-2	NC State*	Raleigh, N.C.
3/30	W	12-5	NC State*	Raleigh, N.C.
4/2	W	10-1	Bethune-Cookman	Coral Gables, Fla.
4/4	W	8-7	Virginia Tech*	Blacksburg, Va.
4/5	W	4-3	Virginia Tech*	Blacksburg, Va.
4/6	W	9-2	Virginia Tech*	Blacksburg, Va.
4/9	W	5-0	UCF	Orlando, Fla.
4/11	W	12-2	Pittsburgh*	Coral Gables, Fla.
4/12	W	1-0	Pittsburgh*	Coral Gables, Fla.
4/13	W	7-2	Pittsburgh*	Coral Gables, Fla.
4/16	W	2-1	FAU	Coral Gables, Fla.
4/19	W	3-2	Notre Dame*	Coral Gables, Fla.
4/20	L	4-7	Notre Dame*	Coral Gables, Fla.
4/21	W	6-3	Notre Dame*	Coral Gables, Fla.
4/23	W	10-9	FAU	Boca Raton, Fla.
4/25	W	5-2	Clemson*	Clemson, S.C.
4/26	W	3-2	Clemson* (12)	Clemson, S.C.
4/27	W	10-2	Clemson*	Clemson, S.C.
5/2	W	11-1	Alabama State	Coral Gables, Fla.
5/3	L	5-6	Alabama State	Coral Gables, Fla.
5/4	W	6-3	Alabama State	Coral Gables, Fla.
5/7	W	7-3	FGCU	Coral Gables, Fla.
5/9	W	6-1	Duke*	Durham, N.C.
5/10	W	9-1	Duke*	Durham, N.C.
5/11	W	4-3	Duke*	Durham, N.C.
5/16	W	6-5	North Carolina* (16) (G1)	Coral Gables, Fla.
5/16	L	2-11	North Carolina* (G2)	Coral Gables, Fla.
5/17	W	2-0	North Carolina*	Coral Gables, Fla.
5/21%	L	3-6	Georgia Tech	Greensboro, N.C.
5/22%	L	2-3	Clemson	Greensboro, N.C.
5/24%	W	6-5	Duke (12)	Greensboro, N.C.
5/30+	W	1-0	Bethune-Cookman	Coral Gables, Fla.
5/31+	L	0-3	Texas Tech	Coral Gables, Fla.
6/1+	W	10-0	Bethune-Cookman	Coral Gables, Fla.
6/1+	W	2-1	Texas Tech (10)	Coral Gables, Fla.
6/2+	L	0-4	Texas Tech	Coral Gables, Fla.





# SERIES HISTORY

OPPONENT	ALL TIME	UNDER MORRIS	FIRST MEETING	LAST MEETING	STRK	OPPONENT	ALL TIME	UNDER MORRIS	FIRST MEETING	LAST MEETING	STRK
Air Force	2-0-0	—	1986	1988	W2	Georgia-Atlanta	1-0-0	—	1953	1953	W1
Alabama	7-8-0	4-2-0	1983	1999	L1	Glassboro State	2-1-0	—	1978	1979	W1
Alabama State	2-1-0	2-1-0	2014	2014	W1	Harvard	8-1-0	7-1-0	1974	2003	W5
Albany	4-0-0	4-0-0	2001	2012	W4	Havana	2-0-0	—	1951	1951	W2
Amherst	10-4-0	—	1953	1959	W4	Hawaii	3-2-0	3-1-0	1980	1997	W3
Appalachian State	3-1-0	2-1-0	1973	2011	W1	High Point	3-0-0	3-0-0	2005	2005	W3
Arizona	6-3-0	2-1-0	1979	2008	W2	Hofstra	2-1-0	2-1-0	2011	2011	L1
Arizona State	8-9-0	2-4-0	1978	1998	L1	Honduras	3-0-0	—	1970	1970	W3
Arkansas	4-0-0	1-0-0	1985	2001	W4	Houston	0-1-0	1-0-0	2002	2002	L1
Armstrong State	2-0-0	—	1985	1985	W2	Howard	2-0-0	—	1978	1979	W2
Army	26-2-1	—	1960	1975	W8	Illinois	15-3-0	12-1-0	1992	1998	W8
Auburn	1-7-0	1-0-0	1946	1994	W1	Illinois State	6-2-0	4-2-0	1992	2013	W1
Ball State	3-1-0	3-1-0	2002	2004	W3	Illinois-Chicago	5-0-0	3-0-0	1983	2004	W5
Barry	21-0-0	12-0-0	1985	2-13	W21	Indiana	6-0-0	3-0-0	1974	2006	W6
Baylor	1-0-0	—	1978	1978	W1	Indiana State	5-0-0	—	1980	1981	W5
Bernard Baruch	2-0-0	—	1972	1972	W2	Iona	2-1-0	2-1-0	1998	2000	W1
Bethune-Cookman	28-5-0	25-5-0	1983	2014	W3	Ithaca	2-0-0	—	1979	1979	W2
Biscayne	51-4-0	—	1968	1983	W5	Jacksonville	82-18-0	32-7-0	1958	2013	W10
Boston College	18-6-0	18-6-0	2003	2014	W3	Jacksonville N.A.S.	4-2-0	—	1946	1949	W4
Boston University	2-0-0	—	1989	1990	W2	James Madison	8-0-0	3-0-0	1979	1999	W8
Bowling Green	13-0-0	—	1977	1988	W13	Kansas State	1-0-0	1-0-0	2002	2002	W1
Bradley	1-0-0	—	1972	1972	W1	Kent	2-0-0	2-0-0	1994	2007	W2
Bucknell	1-0-0	1-0-0	2001	2001	W1	Lafayette	2-0-0	—	1972	1972	W2
Buffalo	25-2-0	—	1974	1980	W2	Lamar	4-0-0	—	1976	1980	W4
C.W. Post	4-0-0	4-0-0	1997	2000	W4	La Salle	3-1-0	2-0-0	1966	2007	W3
Cal State Fullerton	6-11-0	3-5-0	1982	2004	L1	Lehigh	1-0-0	1-0-0	2008	2008	W1
Cal State Northridge	0-1-0	—	1991	1991	L1	Lewis	2-0-0	—	1982	1982	W2
California	7-1-0	—	1980	1992	W7	Liberty	1-0-0	1-0-0	1997	1997	W1
Campbell	3-1-0	3-1-0	2003	2004	W1	Long Beach State	16-8	15-6-0	1993	2004	W3
Clemson	35-28-1	23-20	1977	2014	L1	Long Island	1-0-0	—	1979	1979	W1
Coastal Carolina	11-0-0	11-0-0	1994	2004	W11	LSU	12-7-0	1-1-0	1972	2004	W1
Colgate	4-1-0	—	1969	1970	W3	Louisville	1-3-0	1-3-0	2006	2013	L3
Colorado State	1-0-0	—	1984	1984	W1	Loyola (MD)	1-1-0	—	1972	1972	W1
Columbia	2-0-0	2-0-0	2013	2013	W2	Lynn	4-0-0	3-0-0	1989	2000	W4
Connecticut	2-0-0	—	1970	1970	W2	Maine	63-13-0	12-1-0	1976	2014	W1
Cornell	5-2-0	2-0-0	1971	2008	W3	Manhattan	5-1-0	5-1-0	2006	2010	L1
Creighton	8-1-0	—	1985	1989	W5	Marist	1-0-0	1-0-0	1999	1999	W1
Dartmouth	3-1-0	3-1-0	2000	2010	W3	Marshall	4-0-0	—	1978	1979	W4
Davidson	1-1-0	—	1990	1990	L1	Maryland	15-6-0	15-6-0	2005	2013	L1
Delaware	4-0-0	—	1971	1980	W4	UMBC	2-0-0	1-0-0	1992	2009	W2
Drexel	1-0-0	1-0-0	1998	1998	W1	Massachusetts	6-1-0	1-0-0	1976	1995	W3
Duke	30-7-0	28-5-0	1966	2014	W5	McNeese State	1-0-0	—	1988	1998	W1
East Carolina	3-2-0	2-1-0	1984	2001	W1	Memphis	2-0-0	—	1974	1974	W2
Eastern Illinois	1-0-0	—	1991	1991	W1	Mercer	27-3-0	3-2-0	1967	2008	L2
Eastern Kentucky	2-1-0	—	1991	1991	L1	Miami (OH)	3-4-0	1-0-0	1977	2012	W2
Eastern Michigan	2-0-0	2-0-0	2000	2000	W2	Michigan	9-2-1	2-0-1	1958	2000	T1
Eckerd	8-4-0	—	1975	1990	W3	Michigan State	41-18-2	2-1-0	1965	2006	W1
Elon	11-4-0	11-4-0	1999	2007	W2	Middle Tennessee	4-0-0	—	1973	1981	W4
Florida	126-110-1	39-44-0	1940	2014	L1	Minnesota	15-3-0	8-1-0	1981	2004	W7
Florida A&M	19-7-0	—	1968	1981	W1	Mississippi	4-1-0	3-1-0	1977	2008	W3
Florida Atlantic	55-12-0	37-8-0	1982	2014	W2	Mississippi State	3-1-0	2-0-0	1971	2005	W3
Florida Gulf Coast	11-1-0	11-1-0	2008	2014	W3	Missouri	1-0-0	1-0-0	2008	2008	W1
FIU	91-24-0	31-13-0	1973	2008	L1	Missouri State	2-1-0	1-1-0	1996	2012	L1
Florida Southern	58-24	5-0-0	1947	2001	W13	Montclair State	3-0-0	—	1974	1983	W3
Florida State	125-145-4	54-50-1	1951	2014	L2	Morehead State	1-0-0	—	1977	1977	W1
Florida Tech	8-2-0	—	1973	1978	W4	Mount St. Mary's	1-0-0	1-0-0	2009	2009	W1
Fordham	9-1-0	5-1-0	1984	2010	W1	Murray State	1-0-0	—	1975	1975	W1
Fresno State	1-0-0	—	1988	1988	W1	Navy	1-0-0	—	1988	1988	W1
Ft. Lauderdale College	2-0-0	—	1983	1983	W2	Nebraska	0-2-0	0-2-0	2005	2005	L2
Furman	9-1-0	1-0-0	1960	1998	W4	New Hampshire	1-1-0	—	1972	1972	W1
George Washington	11-1-0	5-1-0	1981	2005	W1	NJIT	1-0-0	1-0-0	2008	2008	W1
Georgetown	4-0-0	—	1987	1993	W4	New Orleans	16-9-0	—	1982	1991	W3
Georgia	2-3-0	2-2-0	1965	2008	L1	New York Tech	13-0-0	11-0-0	1978	2002	W13
Georgia Southern	14-10-0	2-1-0	1966	1998	W2	New York University	2-0-0	—	1966	1966	W2
Georgia State	3-0-0	—	1993	1993	W3	Newberry	1-1-0	—	1940	1948	L1
Georgia Tech	52-35-2	29-25-0	1958	2014	L3	Niagara	1-0-0	—	1988	1988	W1

HISTORY & RECORDS





# SERIES HISTORY

OPPONENT	ALL TIME	UNDER MORRIS	FIRST MEETING	LAST MEETING	STRK	OPPONENT	ALL TIME	UNDER MORRIS	FIRST MEETING	LAST MEETING	STRK
North Carolina	32-25-1	25-21-1	1976	2014	W1	VCU	1-0-0	1-0-0	2005	2005	W1
NC State	30-13-0	26-11-0	1989	2014	W3	Virginia Tech	23-7-0	23-7-0	2005	2014	W3
North Florida	4-2-0	1-2-0	1990	2009	L1	Wagner	1-0-0	1-0-0	2000	2000	W1
Northeastern	10-0-0	6-0-0	1990	2005	W10	Wake Forest	30-8-0	27-8-0	1987	2013	L2
Northern Iowa	2-0-0	—	1973	1973	W2	Washington State	1-1-0	—	1990	1990	L1
Northwestern	2-0-0	2-0-0	2000	2002	W2	Waterloo	0-2-0	—	1954	1954	L2
Notre Dame	16-6-0	11-3-0	1970	2014	W1	Wesleyan	20-5-1	—	1958	1968	W9
Nova Southeastern	4-0-0	1-0-0	1990	1996	W4	Westchester State	3-2-0	—	1975	1978	W3
Ohio State	12-15-2	1-1-0	1959	2009	L1	Western Carolina	4-1-0	3-0-0	1986	1994	W3
Oklahoma	1-2-0	—	1974	1985	L2	Western Kentucky	1-0-0	—	1978	1978	W1
Oklahoma State	5-4-0	1-2-0	1979	2013	L1	Western Michigan	2-0-1	—	1968	1968	T1
Oral Roberts	9-4-0	7-3-0	1978	2005	L2	Wichita State	6-3-0	—	1982	1990	W3
Oregon State	1-1-0	1-1-0	2006	2006	L1	William & Mary	2-0-0	—	1969	1969	W2
Pace	10-0	4-0-0	1969	2003	W10	William Patterson	1-0-0	—	1982	1982	W1
Penn State	7-0-0	4-0-0	1970	2008	W7	Winthrop	4-2-0	4-2-0	1999	2006	L2
Pennsylvania	1-0-0	—	1991	1991	W1	Wisc. - Milwaukee	3-1-0	3-1-0	2002	2013	W3
Pepperdine	0-1-0	—	1979	1979	L1	Wright State	6-0-0	6-0-0	2006	2007	W6
Pittsburgh	9-0-0	6-0-0	1969	2014	W9	Yale	6-3-0	—	1957	1959	W1
Portland	1-0-0	—	1991	1991	W1	Youngstown State	1-0-0	—	1992	1992	W1
Princeton	4-0-0	3-0-0	1985	1999	W4	<b>MILITARY TEAMS (22-13-1)</b>					
Providence	1-0-0	—	1992	1992	W1	425th Air Force	1-0-0	—	1951	1951	W1
Purdue	1-0-0	—	1988	1988	W1	Cherry Point Marines	2-0-0	—	1949	1949	W2
Rhode Island	0-1-0	0-1-0	2009	2009	L1	Ft. Benning Infantry	0-1-0	—	1946	1946	L1
Rice	5-2-0	1-1-0	1985	2006	L1	Ft. Benning Para	1-0-0	—	1946	1946	W1
Richmond	1-0-0	—	1997	1997	W1	Maritime Academy (Exhib.)	1-0-0	—	1953	1953	W1
Rider	1-0-0	—	1994	1994	W1	Opa Locka Marines	2-3-0	—	1953	1954	W2
Rollins	36-51-0	0-1-0	1940	1994	L1	Parris Island Marines	1-6-1	—	1951	1954	L3
Rutgers	52-12-0	33-9-0	1967	2013	W7	Patrick AFB	10-2-0	—	1952	1955	W6
Saint Mary's	3-0-0	3-0-0	2008	2008	W3	Pine Castle AFB	3-0-0	—	1955	1955	W3
Sam Houston State	0-1-0	—	1996	1996	L1	<b>OLYMPIC TEAMS (3-0-0)</b>			<b>ALL EXHIBITIONS</b>		
San Diego State	4-0-0	4-0-0	2001	2003	W4	Italy	2-0-0	—	1967	1984	W2
San Francisco	1-0-0	1-0-0	2006	2006	W1	Panama	1-0-0	—	1986	1986	W1
Savannah State	7-0-0	7-0-0	2001	2003	W7	<b>MAJOR LEAGUE TEAMS (2-28-1)</b>			<b>ALL EXHIBITIONS</b>		
Seton Hall	21-4-0	—	1974	1992	W6	Atlanta Braves	0-2-0	—	1983	1984	L2
South Alabama	15-8-0	2-1-0	1973	1997	W1	Baltimore Orioles	1-8-0	—	1976	1989	L3
South Carolina	24-9-0	2-3-0	1974	2004	L2	Brooklyn Dodgers	0-1-0	—	1950	1950	L1
USC	8-5-0	2-3-0	1974	2002	L1	Brooklyn Dodgers 'B'	0-4-0	—	1951	1952	L4
Southern Illinois	47-10-0	4-0-0	1972	1995	W8	Miami Marlins	2-9-1	2-9-1	1997	2012	L1
St. Bonaventure	1-1-0	1-1-0	2004	2007	L1	Montreal Expos	0-3-0	—	1978	1982	L3
St. Francis Brooklyn	5-0-0	—	1979	1980	W5	Tampa Bay Devil Rays	0-1-0	0-1-0	1999	1999	L1
St. John's	3-0-0	3-0-0	2013	2013	W3	<b>PROFESSIONAL TEAMS (3-5)</b>			<b>ALL EXHIBITIONS</b>		
St. Joseph's	19-1-0	1-0-0	1972	2009	W19	Atlanta Crackers	0-1-0	—	1953	1953	L1
St. Leo	10-1-0	—	1968	1983	W7	Coral Gables Sun Sox	0-1-0	—	1952	1952	L1
St. Peter's	1-0-0	1-0-0	2003	2003	W1	Ft. Lauderdale Braves	0-1-0	—	1950	1950	L1
St. Thomas	22-2-0	11-0-0	1985	2013	W22	Miami Beach Flamingos	1-1-0	—	1950	1951	L1
Stanford	5-3-0	1-1-0	1985	2008	L1	Miami Marlins	2-0-0	—	1982	1982	W2
Stetson	110-43-0	13-7-0	1947	2014	L1	Miami Sun Sox	0-2-0	—	1950	1950	L1
Stony Brook	1-1-0	1-1-0	2003	2012	L1						
Tampa	67-9-0	—	1940	1966	W12						
Tennessee	13-6-0	12-5-0	1989	2004	W1						
Texas	19-21-0	6-6-0	1976	2003	L2						
Texas A&M	8-3-0	2-1-0	1979	2010	W1						
Texas Tech	2-2-0	2-2-0	1998	2014	L1						
The Citadel	3-3-0	2-1-0	1979	2003	W2						
Toledo	1-0-0	1-0-0	1997	1997	W1						
Towson	1-0-0	—	1988	1988	W1						
Troy	1-0-0	—	1978	1978	W1						
Tulane	9-8-0	5-4-0	1970	1991	L2						
UCF	18-5-0	8-4-0	1985	2014	W1						
UCLA	13-1-0	10-1-0	1984	2007	W4						
USF	83-29-0	25-7-0	1967	2011	W1						
Union	3-0-0	—	1971	1971	W3						
Vanderbilt	2-0-0	—	1973	1974	W2						
Vermont	1-0-0	1-0-0	1998	1998	W1						
Villanova	6-0-0	3-0-0	1989	2014	W6						
Virginia	21-22-0	20-22-0	1985	2014	L2						



# SERIES RESULTS

## AIR FORCE

### MIAMI LEADS, 2-0

YEAR	DATE	SITE	W/L	SCORE
1986	3/29	Coral Gables, Fla.	W	3-0
1988	3/24	Coral Gables, Fla.	W	14-6

Coral Gables: Miami leads, 2-0

## ALABAMA

### ALABAMA LEADS, 8-7

YEAR	DATE	SITE	W/L	SCORE
1983	5/27+	Tallahassee, Fla.	L	4-6
1983	5/29+	Tallahassee, Fla.	L	9-11
1984	4/6	Coral Gables, Fla.	L	7-8
1984	4/7	Coral Gables, Fla.	L	1-7
1984	4/8	Coral Gables, Fla.	W	8-3
1985	5/3	Dothan, Ala.	W	14-10
1985	5/4	Tuscaloosa, Ala.	L	6-12
1985	5/5	Tuscaloosa, Ala.	L	7-11
1986	4/8	Mobile, Ala.	W	14-0 (7)
1996	6/2#	Omaha, Neb.	W	15-1
1997	6/2#	Omaha, Neb.	W	6-1
1997	6/5#	Omaha, Neb.	L	6-8
1997	6/6#	Omaha, Neb.	L	2-6
1999	6/13#	Omaha, Neb.	W	8-1
1999	6/17#	Omaha, Neb.	W	5-2

Coral Gables: Alabama leads, 2-1

Tuscaloosa/Dothan: Tied, 2-2

Neutral Site: Miami leads, 5-4

## ALABAMA STATE

### MIAMI LEADS, 2-1

YEAR	DATE	SITE	W/L	SCORE
2014	5/2	Coral Gables, Fla.	W	11-1
2014	5/3	Coral Gables, Fla.	L	5-6
2014	5/4	Coral Gables, Fla.	W	6-3

Coral Gables: Miami leads, 2-1

## ALBANY

### MIAMI LEADS, 4-0

YEAR	DATE	SITE	W/L	SCORE
2001	2/25	Coral Gables, Fla.	W	14-0
2012	2/24	Coral Gables, Fla.	W	15-4
2012	2/25	Coral Gables, Fla.	W	11-1
2012	2/26	Coral Gables, Fla.	W	12-5

Coral Gables: Miami leads, 4-0

## AMHERST

### MIAMI LEADS, 10-4

YEAR	DATE	SITE	W/L	SCORE
1953	3/23	Coral Gables, Fla.	W	9-8
1953	3/24	Coral Gables, Fla.	W	12-7
1954	3/25	Coral Gables, Fla.	W	17-4
1954	3/26	Coral Gables, Fla.	W	7-6
1956	3/27	Coral Gables, Fla.	L	6-9
1956	3/28	Coral Gables, Fla.	W	6-4
1956	3/29	Coral Gables, Fla.	L	14-16
1957	3/26	Coral Gables, Fla.	W	9-3
1957	3/27	Coral Gables, Fla.	L	5-10
1957	3/28	Coral Gables, Fla.	L	1-6
1958	3/25	Coral Gables, Fla.	W	8-2
1958	3/26	Coral Gables, Fla.	W	8-4
1959	4/1	Coral Gables, Fla.	W	9-8
1959	4/2	Coral Gables, Fla.	W	6-3

Coral Gables: Miami leads, 10-4

## APPALACHIAN STATE

### MIAMI LEADS, 3-1

YEAR	DATE	SITE	W/L	SCORE
1973	5/27+	Starkville, Miss.	W	13-6
2011	2/24	Coral Gables, Fla.	W	6-3
2011	2/25	Coral Gables, Fla.	L	5-7
2011	2/26	Coral Gables, Fla.	W	10-0

Coral Gables: Miami leads, 2-1

Neutral Sites: Miami leads, 1-0

## ARIZONA

### MIAMI LEADS, 6-3

YEAR	DATE	SITE	W/L	SCORE
1979	6/1#	Omaha, Neb.	L	1-5
1986	6/7#	Omaha, Neb.	W	4-3
1987	3/27	Coral Gables, Fla.	L	0-5
1987	3/28	Coral Gables, Fla.	W	7-3
1987	3/29	Coral Gables, Fla.	W	9-8
1989	5/21	Chapel Hill, N.C.	W	11-1
2008	6/6\$	Coral Gables, Fla.	L	3-6
2008	6/7\$	Coral Gables, Fla.	W	14-10
2008	6/8\$	Coral Gables, Fla.	W	4-2

Coral Gables: Miami leads, 4-2

Neutral Site: Miami leads, 2-1

## ARIZONA STATE

### ARIZONA STATE LEADS, 9-8

YEAR	DATE	SITE	W/L	SCORE
1978	6/7#	Omaha, Neb.	L	11-3
1979	3/19	Coral Gables, Fla.	W	9-0
1979	3/20	Coral Gables, Fla.	W	10-1
1979	3/21	Coral Gables, Fla.	W	11-9
1982	5/21	Tempe, Ariz.	W	8-6
1982	5/22	Tempe, Ariz.	L	1-3
1982	5/23	Tempe, Ariz.	L	7-8
1983	2/4	Coral Gables, Fla.	L	3-4
1983	2/5	Coral Gables, Fla.	W	16-5
1983	2/6	Coral Gables, Fla.	W	13-5
1984	6/2#	Omaha, Neb.	L	6-9
1984	6/4#	Omaha, Neb.	L	0-4
1984	6/7#	Omaha, Neb.	L	5-9
1997	5/24+	Coral Gables, Fla.	L	3-10
1997	5/25+	Coral Gables, Fla.	W	7-6
1997	5/25+	Coral Gables, Fla.	W	6-5
1998	5/31#	Omaha, Neb.	L	2-9

Coral Gables: Miami leads, 7-2

Tempe: Arizona State leads, 2-1

Neutral Site: Arizona State leads, 5-0

## ARKANSAS

### MIAMI LEADS, 4-0

YEAR	DATE	SITE	W/L	SCORE
1985	2/9	Coral Gables, Fla.	W	4-0
1985	2/9	Coral Gables, Fla.	W	2-1
1985	2/10	Coral Gables, Fla.	W	5-2
2001	3/4	Minneapolis, Minn.	W	8-2

Coral Gables: Miami leads, 3-0

Neutral Site: Miami leads, 1-0

## ARMSTRONG STATE

### MIAMI LEADS, 2-0

YEAR	DATE	SITE	W/L	SCORE
1985	2/12	Coral Gables, Fla.	W	14-7
1985	2/13	Coral Gables, Fla.	W	15-3

Coral Gables: Miami leads, 2-0

## ARMY

### MIAMI LEADS, 26-2-1

YEAR	DATE	SITE	W/L	SCORE
1960	3/25	Coral Gables, Fla.	W	10-6
1960	3/27	Coral Gables, Fla.	W	11-9
1961	3/24	Coral Gables, Fla.	W	10-3
1961	3/25	Coral Gables, Fla.	W	5-3
1962	3/22	Coral Gables, Fla.	W	17-7
1962	3/23	Coral Gables, Fla.	W	6-2
1962	3/24	Coral Gables, Fla.	W	5-2
1963	3/21	Coral Gables, Fla.	W	3-1
1963	3/22	Coral Gables, Fla.	W	3-1
1963	3/23	Coral Gables, Fla.	W/L	SCORE
1963	3/23	Coral Gables, Fla.	W	6-0
1964	3/19	Coral Gables, Fla.	W	2-0
1964	3/20	Coral Gables, Fla.	W	3-1
1964	3/21	Coral Gables, Fla.	W	9-4
1965	3/25	Coral Gables, Fla.	W	7-3
1965	3/27	Coral Gables, Fla.	W	13-2
1966	3/25	Coral Gables, Fla.	L	1-3
1966	3/26	Coral Gables, Fla.	W	7-3
1967	3/23	Coral Gables, Fla.	W	5-4
1967	3/24	Coral Gables, Fla.	T	1-1
1968	3/24	Coral Gables, Fla.	W	1-0
1969	3/20	Coral Gables, Fla.	L	0-4
1969	3/23	Coral Gables, Fla.	W	4-2 (7)
1970	3/19	Coral Gables, Fla.	W	8-5
1970	3/20	Coral Gables, Fla.	W	7-5
1973	3/26	Coral Gables, Fla.	W	10-0
1973	3/29	Coral Gables, Fla.	W	11-4
1975	3/27	Coral Gables, Fla.	W	7-4
1975	3/28	Coral Gables, Fla.	W	13-1
1975	3/29	Coral Gables, Fla.	W	7-0

Coral Gables: Miami leads, 26-2-1

## AUBURN

### AUBURN LEADS, 7-1

YEAR	DATE	SITE	W/L	SCORE
1946	4/15	Auburn, Ala.	L	5-8
1946	5/2	Coral Gables, Fla.	L	0-1 (13)
1946	5/3	Coral Gables, Fla.	L	7-11
1966	4/11	Auburn, Ala.	L	1-7
1966	4/12	Auburn, Ala.	L	3-8
1968	4/15	Auburn, Ala.	L	5-7
1968	4/16	Auburn, Ala.	L	1-6
1994	6/6#	Omaha, Neb.	W	7-5

Coral Gables: Auburn leads, 2-0

Auburn: Auburn leads, 5-0

Neutral Site: Miami leads, 1-0

## BALL STATE

### MIAMI LEADS, 3-1

YEAR	DATE	SITE	W/L	SCORE
2002	3/13	Coral Gables, Fla.	L	4-12
2004	5/20	Coral Gables, Fla.	W	9-1
2004	5/21	Coral Gables, Fla.	W	4-2
2004	5/22	Coral Gables, Fla.	W	7-3

Coral Gables: Miami leads, 3-1

## BARRY

### MIAMI LEADS, 21-0

YEAR	DATE	SITE	W/L	SCORE
1985	4/9	Coral Gables, Fla.	W	12-1
1985	4/16	Coral Gables, Fla.	W	5-0
1986	4/1	Coral Gables, Fla.	W	9-1
1987	4/18	Coral Gables, Fla.	W	18-2
1988	2/17	Coral Gables, Fla.	W	5-0
1988	3/1	Coral Gables, Fla.	W	9-1
1990	2/14	Coral Gables, Fla.	W	7-1
1992	2/19	Coral Gables, Fla.	W	13-4
1992	4/7	Coral Gables, Fla.	W	12-8



# SERIES RESULTS

YEAR	DATE	SITE	W/L	SCORE
1994	2/2	Coral Gables, Fla.	W	8-0
1994	5/6	Coral Gables, Fla.	W	11-3
1996	1/31	Coral Gables, Fla.	W	25-0
1997	2/25	Coral Gables, Fla.	W	8-3
1998	1/28	Coral Gables, Fla.	W	9-0
1999	1/26	Coral Gables, Fla.	W	8-3
2000	2/15	Coral Gables, Fla.	W	5-3
2009	4/1	Coral Gables, Fla.	W	15-10
2010	5/7	Coral Gables, Fla.	W	6-0
2010	5/8	Coral Gables, Fla.	W	11-1
2011	4/13	Coral Gables, Fla.	W	10-5
2013	2/27	Coral Gables, Fla.	W	5-1

Coral Gables: Miami leads, 21-0

## BAYLOR

### MIAMI LEADS, 1-0

YEAR	DATE	SITE	W/L	SCORE
1978	6/3#	Omaha, Neb.	W	12-1

Neutral Site: Miami leads, 1-0

## BERNARD BARUCH

### MIAMI LEADS, 2-0

YEAR	DATE	SITE	W/L	SCORE
1972	3/27	Coral Gables, Fla.	W	3-1
1972	3/30	Coral Gables, Fla.	W	5-4

Coral Gables: Miami leads, 1-0

## BETHUNE-COOKMAN

### MIAMI LEADS, 28-5

YEAR	DATE	SITE	W/L	SCORE
1983	2/15	Coral Gables, Fla.	W	12-3
1984	2/14	Coral Gables, Fla.	W	17-1
1990	4/3	Coral Gables, Fla.	W	22-0 (7)
1996	3/29	Coral Gables, Fla.	W	10-3
1996	3/30	Coral Gables, Fla.	W	20-3
1998	4/10	Coral Gables, Fla.	W	9-3
1998	4/11	Coral Gables, Fla.	W	13-1
1998	4/12	Coral Gables, Fla.	W	17-0
1999	5/28+	Coral Gables, Fla.	W	15-9
2002	5/3	Coral Gables, Fla.	W	12-4
2002	5/4	Coral Gables, Fla.	L	1-3
2002	5/5	Coral Gables, Fla.	W	14-2
2003	5/30	Coral Gables, Fla.	W	10-5
2006	2/25	Coral Gables, Fla.	W	4-3
2006	2/25	Coral Gables, Fla.	W	9-1
2006	2/26	Coral Gables, Fla.	W	9-1
2008	3/25	Coral Gables, Fla.	W	10-5
2008	3/26	Coral Gables, Fla.	W	7-6
2008	5/30+	Coral Gables, Fla.	W	7-4
2009	5/8	Coral Gables, Fla.	L	0-1
2009	5/9	Coral Gables, Fla.	W	14-4
2009	5/10	Coral Gables, Fla.	L	2-5
2010	4/20	Coral Gables, Fla.	W	5-2
2011	4/20	Coral Gables, Fla.	W	5-3
2012	5/4	Coral Gables, Fla.	W	7-0
2012	5/5	Coral Gables, Fla.	W	5-4
2012	5/6	Coral Gables, Fla.	W	4-3
2013	4/3	Coral Gables, Fla.	L	3-5
2013	4/17	Coral Gables, Fla.	W	6-1
2014	3/11	Coral Gables, Fla.	L	3-7
2014	4/2	Coral Gables, Fla.	W	10-1
2014	5/30#	Coral Gables, Fla.	W	1-0
2014	6/1#	Coral Gables, Fla.	W	10-0

Coral Gables: Miami leads, 28-4

## BISCAYNE

### MIAMI LEADS, 51-4

YEAR	DATE	SITE	W/L	SCORE
1968	3/5	Miami, Fla.	W	9-0 (F)
1968	3/12	Coral Gables, Fla.	W	9-0 (F)

YEAR	DATE	SITE	W/L	SCORE
1968	4/24	Coral Gables, Fla.	W	9-0 (F)
1969	4/16	Coral Gables, Fla.	W	9-1
1969	4/23	Miami, Fla.	W	10-0
1969	5/6	Coral Gables, Fla.	L	4-7
1969	5/7	Miami, Fla.	W	3-0
1970	3/10	Coral Gables, Fla.	W	5-2
1970	4/14	Coral Gables, Fla.	W	2-1
1970	5/5	Coral Gables, Fla.	W	9-1
1971	4/14	Coral Gables, Fla.	W	6-2
1971	4/21	Miami, Fla.	W	21-4 (8)
1971	5/5	Coral Gables, Fla.	W	7-0
1972	3/8	Coral Gables, Fla.	W	7-2
1972	4/26	Miami, Fla.	W	11-1
1972	5/2	Coral Gables, Fla.	W	9-0
1973	4/5	Coral Gables, Fla.	W	4-3
1973	4/25	Coral Gables, Fla.	W	26-3
1973	5/1	Coral Gables, Fla.	W	17-0
1973	5/2	Coral Gables, Fla.	W	16-2
1974	2/27	Coral Gables, Fla.	W	12-0
1974	4/24	Coral Gables, Fla.	W	13-5
1974	5/1	Coral Gables, Fla.	W	19-1
1974	5/7	Miami, Fla.	W	18-1
1975	3/12	Coral Gables, Fla.	W	6-2
1975	4/9	Miami, Fla.	W	2-1
1975	4/16	Coral Gables, Fla.	W	7-1
1975	5/1	Coral Gables, Fla.	W	8-0
1976	4/8	Miami, Fla.	W	6-3
1976	4/16	Coral Gables, Fla.	W	6-2
1976	4/17	Miami, Fla.	W	10-1
1976	4/28	Coral Gables, Fla.	L	2-3 (13)
1977	3/2	Miami, Fla.	W	10-2
1977	3/15	Coral Gables, Fla.	W	6-3
1977	3/16	Coral Gables, Fla.	W	4-3
1977	4/22	Coral Gables, Fla.	W	4-0
1977	4/23	Coral Gables, Fla.	W	7-5
1978	3/1	Miami, Fla.	W	9-5
1978	3/13	Miami, Fla.	W	14-2
1978	4/11	Miami, Fla.	L	4-6
1978	4/26	Coral Gables, Fla.	W	4-1
1979	4/18	Coral Gables, Fla.	W	10-1
1979	4/24	Coral Gables, Fla.	W	5-1
1980	4/15	Coral Gables, Fla.	W	7-4
1980	4/16	Coral Gables, Fla.	W	2-1
1980	4/19	Coral Gables, Fla.	W	9-4
1980	4/30	Coral Gables, Fla.	W	15-0
1981	2/25	Coral Gables, Fla.	W	5-3
1981	4/22	Coral Gables, Fla.	W	5-3
1981	4/28	Coral Gables, Fla.	L	2-4
1982	2/18	Coral Gables, Fla.	W	7-1
1982	3/9	Coral Gables, Fla.	W	13-1
1983	3/29	Coral Gables, Fla.	W	8-5
1983	4/20	Coral Gables, Fla.	W	5-3
1983	5/3	Coral Gables, Fla.	W	4-0

Coral Gables: Miami leads, 39-3

Miami: Miami leads, 12-1

## BOSTON COLLEGE

### MIAMI LEADS, 18-6

YEAR	DATE	SITE	W/L	SCORE
2003	3/21	Coral Gables, Fla.	W	18-8
2003	3/22	Coral Gables, Fla.	W	17-5
2008	3/7	Coral Gables, Fla.	W	10-7
2008	3/8	Coral Gables, Fla.	W	8-3
2008	3/9	Coral Gables, Fla.	W	7-1
2009	5/1	Chestnut Hill, Mass.	W	5-1
2009	5/2	Brockton, Mass.	W	7-5
2009	5/3	Chestnut Hill, Mass.	L	3-13
2009	5/22%	Durham, N.C.	L	1-10
2010	3/12	Coral Gables, Fla.	L	0-3
2010	3/13	Coral Gables, Fla.	W	7-1
2010	3/14	Coral Gables, Fla.	W	11-4
2010	5/27%	Greensboro, N.C.	L	10-12 (12)
2011	4/3	Chestnut Hill, Mass.	W	19-4
2011	4/3	Chestnut Hill, Mass.	W	7-6 (5)
2012	4/9	Coral Gables, Fla.	W	7-3
2012	4/10	Coral Gables, Fla.	W	5-3
2012	4/11	Coral Gables, Fla.	W	4-1
2013	4/26	Chestnut Hill, Mass.	L	0-1

YEAR	DATE	SITE	W/L	SCORE
2013	4/27	Chestnut Hill, Mass.	W	5-0
2013	4/28	Chestnut Hill, Mass.	L	2-3 (11)
2014	3/7	Coral Gables, Fla.	W	6-2
2014	3/8	Coral Gables, Fla.	W	5-2
2014	3/9	Coral Gables, Fla.	W	4-3

Coral Gables: Miami leads, 13-1

Chestnut Hill/Brockton: Miami leads, 5-3

Neutral Site: Boston College leads, 2-0

## BOSTON UNIVERSITY

### MIAMI LEADS, 2-0

YEAR	DATE	SITE	W/L	SCORE
1989	3/9	Coral Gables, Fla.	W	17-0 (7)
1990	3/11	Coral Gables, Fla.	W	25-1

Miami: Miami leads, 2-0

## BOWLING GREEN

### MIAMI LEADS, 13-0

YEAR	DATE	SITE	W/L	SCORE
1977	3/20	Coral Gables, Fla.	W	18-3
1978	3/19	Coral Gables, Fla.	W	5-1
1979	3/24	Coral Gables, Fla.	W	10-1
1980	3/21	Coral Gables, Fla.	W	7-1
1980	3/28	Coral Gables, Fla.	W	8-3
1981	3/23	Coral Gables, Fla.	W	12-0
1981	3/29	Coral Gables, Fla.	W	8-1
1982	3/19	Coral Gables, Fla.	W	15-2
1982	3/22	Coral Gables, Fla.	W	14-1
1982	3/24	Coral Gables, Fla.	W	12-0
1986	3/28	Coral Gables, Fla.	W	7-3
1986	3/29	Coral Gables, Fla.	W	12-8
1988	5/21+	Coral Gables, Fla.	W	21-6

Coral Gables: Miami leads, 13-0

## BRADLEY

### MIAMI LEADS, 1-0

YEAR	DATE	SITE	W/L	SCORE
1972	4/5	New Orleans, La.	W	12-3

Neutral Site: Miami leads, 1-0

## BUCKNELL

### MIAMI LEADS, 1-0

YEAR	DATE	SITE	W/L	SCORE
2001	5/25+	Coral Gables, Fla.	W	14-6

Coral Gables: Miami leads, 1-0

## BUFFALO

### MIAMI LEADS, 25-2

YEAR	DATE	SITE	W/L	SCORE
1974	3/20	Coral Gables, Fla.	W	5-2
1974	3/22	Coral Gables, Fla.	W	16-1
1975	3/10	Coral Gables, Fla.	W	10-1
1975	3/13	Coral Gables, Fla.	W	8-6
1975	3/16	Coral Gables, Fla.	W	8-5
1975	3/20	Coral Gables, Fla.	W	3-2
1977	3/30	Coral Gables, Fla.	W	10-3
1977	4/1	Coral Gables, Fla.	W	11-0
1977	4/4	Coral Gables, Fla.	W	7-5
1977	4/5	Coral Gables, Fla.	W	12-0
1977	4/11	Coral Gables, Fla.	W	13-4
1977	4/12	Coral Gables, Fla.	W	3-0
1978	3/27	Coral Gables, Fla.	W	3-1
1978	3/29	Coral Gables, Fla.	W	3-2 (10)
1978	3/30	Coral Gables, Fla.	W	8-1
1978	3/31	Coral Gables, Fla.	W	4-2



# SERIES RESULTS

YEAR	DATE	SITE	W/L	SCORE
1978	4/1	Coral Gables, Fla.	W	4-6
1978	4/2	Coral Gables, Fla.	W	3-1
1979	4/5	Coral Gables, Fla.	W	5-3
1979	4/8	Coral Gables, Fla.	W	8-3
1979	4/9	Coral Gables, Fla.	W	10-7
1979	4/10	Coral Gables, Fla.	W	3-0
1979	4/14	Coral Gables, Fla.	W	5-3
1979	4/15	Coral Gables, Fla.	W	10-0
1980	3/6	Coral Gables, Fla.	L	1-2
1980	3/9	Coral Gables, Fla.	W	15-8
1980	3/10	Coral Gables, Fla.	W	14-7

Coral Gables: Miami leads, 25-2

## C.W. POST

### MIAMI LEADS, 4-0

YEAR	DATE	SITE	W/L	SCORE
1997	3/21	Coral Gables, Fla.	W	7-2
2000	3/3	Coral Gables, Fla.	W	19-2
2000	3/4	Coral Gables, Fla.	W	21-6
2000	3/5	Coral Gables, Fla.	W	33-0

Coral Gables: Miami leads, 4-0

## CAL STATE FULLERTON

### CAL STATE FULLERTON LEADS, 11-6

YEAR	DATE	SITE	W/L	SCORE
1982	5/31#	Omaha, Neb.	W	4-3
1983	5/20	Fullerton, Calif.	L	3-6
1983	5/21	Fullerton, Calif.	W	3-0
1983	5/22	Fullerton, Calif.	L	3-4
1984	6/6#	Omaha, Neb.	L	5-13
1985	4/6	Oklahoma City, Okla.	W	6-3
1988	6/4#	Omaha, Neb.	L	3-6
1992	6/2#	Omaha, Neb.	L	5-7
1992	6/5#	Omaha, Neb.	L	1-8
1996	5/16	Coral Gables, Fla.	W	5-4
1996	5/17	Coral Gables, Fla.	W	8-4
1996	5/18	Coral Gables, Fla.	L	6-7
2001	3/30	Coral Gables, Fla.	L	2-8
2001	3/31	Coral Gables, Fla.	L	5-8
2001	4/1	Coral Gables, Fla.	L	2-9
2002	3/2	Fullerton, Calif.	W	5-3
2004	6/21#	Omaha, Neb.	L	3-6

Coral Gables: Cal State Fullerton leads, 4-2

Fullerton: Tied, 2-2

Neutral Site: Cal State Fullerton leads, 5-2

## CAL STATE NORTHRIDGE

### CAL STATE NORTHRIDGE LEADS, 1-0

YEAR	DATE	SITE	W/L	SCORE
1991	5/24+	Fresno, Calif.	L	6-13

Neutral Site: Cal State Northridge leads, 1-0

## CALIFORNIA

### MIAMI LEADS, 7-1

YEAR	DATE	SITE	W/L	SCORE
1980	6/4#	Omaha, Neb.	L	3-4
1982	2/5	Coral Gables, Fla.	W	10-2
1982	2/6	Coral Gables, Fla.	W	8-1
1982	2/7	Coral Gables, Fla.	W	10-4
1991	2/1	Coral Gables, Fla.	W	9-8
1991	2/2	Coral Gables, Fla.	W	6-4
1991	2/3	Coral Gables, Fla.	W	13-6
1992	5/29#	Omaha, Neb.	W	4-3 (13)

Coral Gables: Miami leads, 6-0

Neutral Site: Tied, 1-1

## CAMPBELL

### MIAMI LEADS, 3-1

YEAR	DATE	SITE	W/L	SCORE
2003	2/6	Coral Gables, Fla.	W	13-2
2003	2/7	Coral Gables, Fla.	W	10-3
2003	2/8	Coral Gables, Fla.	L	9-12
2004	3/10	Coral Gables, Fla..	W	10-8

Coral Gables: Miami leads, 3-1

## CLEMSON

### MIAMI LEADS, 35-29-1

YEAR	DATE	SITE	W/L	SCORE
1977	5/22+	Coral Gables, Fla.	W	10-3
1977	5/22+	Coral Gables, Fla.	L	9-10
1977	5/23+	Coral Gables, Fla.	L	2-7
1978	5/19+	Coral Gables, Fla.	L	5-8
1978	5/21+	Coral Gables, Fla.	W	7-5
1979	5/19+	Coral Gables, Fla.	W	2-1
1979	5/20+	Coral Gables, Fla.	W	4-1
1980	5/31#	Omaha, Neb.	W	13-5
1986	5/9	Greenville, S.C.	W	6-5
1986	5/10	Greenville, S.C.	L	4-7
1986	5/11	Greenville, S.C.	L	5-9
1987	3/20	Coral Gables, Fla.	L	2-8
1987	3/21	Coral Gables, Fla.	L	9-11
1987	3/22	Coral Gables, Fla.	T	10-10
1989	4/28	Clemson, S.C.	W	11-5
1989	4/29	Clemson, S.C.	W	10-2
1989	4/30	Clemson, S.C.	L	4-5
1989	5/20	Chapel Hill, N.C.	W	2-0
1990	3/22	Coral Gables, Fla.	W	9-2
1990	3/23	Coral Gables, Fla.	W	11-5
1990	3/24	Coral Gables, Fla.	W	2-1
1994	4/29	Clemson, S.C.	L	5-7
1994	4/30	Clemson, S.C.	W	6-3
1994	5/1	Clemson, S.C.	L	8-9 (12)
1995	5/12	Coral Gables, Fla.	W	7-6
1995	5/13	Coral Gables, Fla.	L	5-7
1995	5/14	Coral Gables, Fla.	W	8-4
1996	5/31#	Omaha, Neb.	W	7-3
1996	6/5#	Omaha, Neb.	W	14-5
1999	4/2	Charlotte, N.C.	W	5-3
1999	4/3	Charlotte, N.C.	L	5-7
1999	4/4	Charlotte, N.C.	W	14-11
2000	1/29	Orlando, Fla.	L	0-4
2001	6/1\$	Coral Gables, Fla.	W	10-8
2001	6/2\$	Coral Gables, Fla.	W	14-6
2005	5/19	Clemson, S.C.	L	5-15
2005	5/20	Clemson, S.C.	L	2-9
2005	5/21	Clemson, S.C.	L	2-6
2005	5/26#	Jacksonville, Fla.	L	1-9
2006	3/31	Coral Gables, Fla.	L	6-8
2006	4/1	Coral Gables, Fla.	L	2-6
2006	4/2	Coral Gables, Fla.	L	1-14
2007	3/30	Clemson, S.C.	W	10-3
2007	3/31	Clemson, S.C.	L	1-4
2007	4/1	Clemson, S.C.	W	7-6
2007	5/23#	Jacksonville, Fla.	L	4-5
2008	4/4	Coral Gables, Fla.	W	6-4
2008	4/5	Coral Gables, Fla.	W	15-5
2008	4/6	Coral Gables, Fla.	W	7-6
2008	5/21%	Jacksonville, Fla.	W	7-1
2009	4/11	Clemson, S.C.	W	12-8
2009	4/11	Clemson, S.C.	L	1-9
2009	4/12	Clemson, S.C.	L	6-9
2012	3/30	Clemson, S.C.	L	1-3
2012	3/31	Clemson, S.C.	L	1-3
2012	4/1	Clemson, S.C.	W	4-2
2013	4/19	Coral Gables, Fla.	L	0-1
2013	4/20	Coral Gables, Fla.	W	2-1
2013	4/21	Coral Gables, Fla.	W	7-0
2013	5/25%	Durham, N.C.	W	7-0
2014	4/25	Clemson, S.C.	W	5-2
2014	4/26	Clemson, S.C.	W	3-2 (12)
2014	4/27	Clemson, S.C.	W	10-2
2014	5/22%	Greensboro, N.C.	L	2-3

Coral Gables: Miami leads, 16-10-1

Clemson/Greenville: Clemson leads, 13-11

Neutral Site: Miami leads, 8-5

## COASTAL CAROLINA

### MIAMI LEADS, 11-0

YEAR	DATE	SITE	W/L	SCORE
1994	5/20	Coral Gables, Fla.	W	4-1
1994	5/21	Coral Gables, Fla.	W	7-4
1996	2/9	Coral Gables, Fla.	W	8-3
1996	4/25	Coral Gables, Fla.	W	7-2
1996	2/11	Coral Gables, Fla.	W	16-11
1997	4/25	Coral Gables, Fla.	W	10-2
1997	4/27	Coral Gables, Fla.	W	10-2
1997	4/27	Coral Gables, Fla.	W	7-3
2004	4/30	Coral Gables, Fla.	W	6-1
2004	5/1	Coral Gables, Fla.	W	5-1
2004	5/2	Coral Gables, Fla.	W	13-11

Coral Gables: Miami leads, 11-0

## COLGATE

### MIAMI LEADS, 4-1

YEAR	DATE	SITE	W/L	SCORE
1969	4/1	Coral Gables, Fla.	W	5-1
1969	4/2	Coral Gables, Fla.	L	5-7
1969	4/3	Coral Gables, Fla.	W	4-3 (10)
1970	3/31	Coral Gables, Fla.	W	11-8
1970	4/2	Coral Gables, Fla.	W	9-1

Coral Gables: Miami leads, 4-1

## COLORADO STATE

### MIAMI LEADS, 1-0

YEAR	DATE	SITE	W/L	SCORE
1984	2/23	Coral Gables, Fla.	W	14-4

Coral Gables: Miami leads, 1-0

## COLUMBIA

### MIAMI LEADS, 2-0

YEAR	DATE	SITE	W/L	SCORE
2013	3/19	Coral Gables, Fla.	W	9-6
2013	3/20	Coral Gables, Fla.	W	6-4

Coral Gables: Miami leads, 2-0

## CONNECTICUT

### MIAMI LEADS, 2-0

YEAR	DATE	SITE	W/L	SCORE
1970	3/27	Coral Gables, Fla.	W	2-1
1970	3/28	Coral Gables, Fla.	W	4-0

Coral Gables: Miami leads, 2-0

## CORNELL

### MIAMI LEADS, 5-2

YEAR	DATE	SITE	W/L	SCORE
1971	3/30	Coral Gables, Fla.	W	9-3
1971	4/2	Coral Gables, Fla.	W	6-3
1973	3/20	Coral Gables, Fla.	L	3-4
1973	3/20	Coral Gables, Fla.	L	3-6
1984	3/25	Coral Gables, Fla.	W	8-6
2001	3/21	Coral Gables, Fla.	W	2-1 (10)
2008	3/18	Coral Gables, Fla.	W	20-9

Coral Gables: Miami leads, 5-2





# SERIES RESULTS

## CREIGHTON

### MIAMI LEADS, 8-1

YEAR	DATE	SITE	W/L	SCORE
1985	3/12	Coral Gables, Fla.	W	6-5
1985	3/13	Coral Gables, Fla.	W	14-7
1986	3/16	Coral Gables, Fla.	W	2-1
1987	3/15	Coral Gables, Fla.	L	2-5
1987	3/16	Coral Gables, Fla.	W	10-9
1988	3/13	Coral Gables, Fla.	W	11-2
1988	3/14	Coral Gables, Fla.	W	9-4
1989	3/12	Coral Gables, Fla.	W	2-1 (10)
1989	3/13	Coral Gables, Fla.	W	6-5

Coral Gables: Miami leads, 8-1

## DARTMOUTH

### MIAMI LEADS, 3-1

YEAR	DATE	SITE	W/L	SCORE
2000	3/24	Coral Gables, Fla.	L	5-6
2000	3/25	Coral Gables, Fla.	W	10-8
2000	3/26	Coral Gables, Fla.	W	6-1
YEAR	DATE	SITE	W/L	SCORE
2010	6/4+	Coral Gables, Fla.	W	12-8

Coral Gables: Miami leads, 3-1

## DAVIDSON

### TIED, 1-1

YEAR	DATE	SITE	W/L	SCORE
1990	3/13	Coral Gables, Fla.	W	4-0
1990	3/15	Coral Gables, Fla.	L	2-3

Coral Gables: Tied, 1-1

## DELAWARE

### MIAMI LEADS, 4-0

YEAR	DATE	SITE	W/L	SCORE
1971	3/17	Coral Gables, Fla.	W	5-1
1971	3/18	Coral Gables, Fla.	W	6-5
1980	3/25	Coral Gables, Fla.	W	11-2
1980	5/27+	Coral Gables, Fla.	W	10-1

Coral Gables: Miami leads, 4-0

## DREXEL

### MIAMI LEADS, 1-0

YEAR	DATE	SITE	W/L	SCORE
1998	3/25	Homestead, Fla.	W	8-6

Neutral Site: Miami leads, 1-0

## DUKE

### MIAMI LEADS, 30-7

YEAR	DATE	SITE	W/L	SCORE
1966	3/28	Coral Gables, Fla.	L	1-3 (10)
1966	3/29	Coral Gables, Fla.	L	4-5
1967	3/29	Coral Gables, Fla.	W	3-0
1967	4/1	Coral Gables, Fla.	W	8-4
1997	4/18	Coral Gables, Fla.	W	6-2
1997	4/19	Coral Gables, Fla.	W	9-5
1997	4/20	Coral Gables, Fla.	W	17-1
2005	3/11	Coral Gables, Fla.	W	14-3
2005	3/12	Coral Gables, Fla.	W	12-1
2005	3/13	Coral Gables, Fla.	W	6-1
2006	3/17	Durham, N.C.	W	3-0
2006	3/18	Durham, N.C.	W	4-3
2006	3/19	Durham, N.C.	W	7-1
2007	5/17	Coral Gables, Fla.	W	9-4
2007	5/18	Coral Gables, Fla.	W	5-1
2007	5/19	Coral Gables, Fla.	W	14-5

YEAR	DATE	SITE	W/L	SCORE
2008	3/28	Durham, N.C.	W	7-5 (10)
2008	3/29	Durham, N.C.	W	8-1
2009	3/13	Coral Gables, Fla.	W	5-4
2009	3/14	Coral Gables, Fla.	L	0-2
2009	3/15	Coral Gables, Fla.	W	7-6
2010	3/19	Durham, N.C.	W	3-1
2010	3/20	Durham, N.C.	W	11-3
2010	3/21	Durham, N.C.	W	7-6
2011	5/19	Coral Gables, Fla.	W	4-1
2011	5/20	Coral Gables, Fla.	L	0-2
2011	5/21	Coral Gables, Fla.	W	5-2
2012	5/16	Durham, N.C.	L	1-5
2012	5/17	Durham, N.C.	W	2-1
2012	5/18	Durham, N.C.	W	7-1
2013	3/9	Coral Gables, Fla.	L	2-4
2013	3/10	Coral Gables, Fla.	L	2-9
2013	3/11	Coral Gables, Fla.	W	5-3
2014	5/9	Durham, N.C.	W	6-1
2014	5/10	Durham, N.C.	W	9-1
2014	5/11	Durham, N.C.	W	4-3
2014	5/24%	Greensboro, N.C.	W	6-5 (12)

Coral Gables: Miami leads, 16-6

Durham: Miami leads, 13-1

Neutral Site: Miami leads, 1-0

## EAST CAROLINA

### MIAMI LEADS, 3-2

YEAR	DATE	SITE	W/L	SCORE
1984	5/26+	Tallahassee, Fla.	W	6-4
1999	3/6	Coral Gables, Fla.	L	5-6
2001	3/16	Coral Gables, Fla.	W	14-13
2001	3/17	Coral Gables, Fla.	L	2-7
2001	3/18	Coral Gables, Fla.	W	8-4 (10)

Coral Gables: Tied, 2-2

Neutral Site: Miami leads, 1-0

## EASTERN ILLINOIS

### MIAMI LEADS, 1-0

YEAR	DATE	SITE	W/L	SCORE
1991	3/26	Coral Gables, Fla.	W	5-1

Coral Gables: Miami leads, 1-0

## EASTERN KENTUCKY

### MIAMI LEADS, 2-1

YEAR	DATE	SITE	W/L	SCORE
1991	4/19	Coral Gables, Fla.	W	6-2
1991	4/20	Coral Gables, Fla.	W	4-0
1991	4/21	Coral Gables, Fla.	L	2-3

Coral Gables: Miami leads, 7-3

## EASTERN MICHIGAN

### MIAMI LEADS, 2-0

YEAR	DATE	SITE	W/L	SCORE
2000	2/26	Homestead, Fla.	W	10-1
2000	2/27	Homestead, Fla.	W	9-1

Neutral Site: Miami leads, 2-0

## ECKERD

### MIAMI LEADS, 8-4

YEAR	DATE	SITE	W/L	SCORE
1975	4/25	Coral Gables, Fla.	W	3-1
1975	4/26	Coral Gables, Fla.	W	3-1
1976	4/9	Coral Gables, Fla.	W	2-0
1976	4/10	Coral Gables, Fla.	L	4-5
1977	4/29	Coral Gables, Fla.	W	13-4
1977	4/30	Coral Gables, Fla.	L	3-4

YEAR	DATE	SITE	W/L	SCORE
1981	4/13	Coral Gables, Fla.	W	7-2
1981	4/14	Coral Gables, Fla.	L	9-10
1982	4/1	Coral Gables, Fla.	L	9-11 (11)
1988	2/16	Coral Gables, Fla.	W	4-0
1989	5/2	Coral Gables, Fla.	W	7-6
1990	2/28	Coral Gables, Fla.	W	15-7

Coral Gables: Miami leads, 8-4

## ELON

### MIAMI LEADS, 11-4

YEAR	DATE	SITE	W/L	SCORE
1999	4/30	Coral Gables, Fla.	L	6-13
1999	5/1	Coral Gables, Fla.	W	11-0
1999	5/2	Coral Gables, Fla.	W	24-5
2001	2/16	Coral Gables, Fla.	W	4-2
2001	2/18	Coral Gables, Fla.	W	7-4
2001	2/16	Coral Gables, Fla.	W	10-9 (12)
2002	3/29	Coral Gables, Fla.	L	2-3
2002	3/30	Coral Gables, Fla.	L	8-11
2002	3/31	Coral Gables, Fla.	W	5-4
2004	3/5	Coral Gables, Fla.	W	6-3
2004	3/6	Coral Gables, Fla.	W	24-0
2004	3/7	Coral Gables, Fla.	W	6-5
2007	2/23	Coral Gables, Fla.	L	7-10
YEAR	DATE	SITE	W/L	SCORE
2007	2/24	Coral Gables, Fla.	W	17-4
2007	2/25	Coral Gables, Fla.	W	6-3

Coral Gables: Miami leads, 11-4

## FLORIDA

### MIAMI LEADS, 126-110-1

YEAR	DATE	SITE	W/L	SCORE
1940	4/9	Gainesville, Fla.	L	13-18
1947	4/4	Coral Gables, Fla.	W	1-0
1947	4/5	Coral Gables, Fla.	W	1-0 (10)
1948	5/7	Gainesville, Fla.	L	8-16
1948	5/8	Gainesville, Fla.	L	7-8
1949	4/8	Coral Gables, Fla.	L	4-17
1949	4/9	Coral Gables, Fla.	W	9-8
1949	5/13	Gainesville, Fla.	L	5-9
1949	5/14	Gainesville, Fla.	W	7-4
1950	4/7	Coral Gables, Fla.	L	2-3 (13)
1950	4/8	Coral Gables, Fla.	W	5-3
1950	5/1	Gainesville, Fla.	L	4-6
1950	5/2	Gainesville, Fla.	W	12-9
1951	4/30	Gainesville, Fla.	W	4-3 (10)
1951	5/1	Gainesville, Fla.	L	9-17
1952	4/11	Coral Gables, Fla.	L	1-4
1952	4/12	Coral Gables, Fla.	L	5-8
1952	5/5	Gainesville, Fla.	L	3-10
1952	5/6	Gainesville, Fla.	T	13-13
1954	3/12	Coral Gables, Fla.	L	7-9
1954	3/13	Coral Gables, Fla.	L	8-9
1955	3/28	Gainesville, Fla.	L	0-4
1955	3/29	Gainesville, Fla.	W	4-3
1956	4/2	Coral Gables, Fla.	L	3-6
1956	4/3	Coral Gables, Fla.	L	0-4
1957	3/16	Gainesville, Fla.	L	1-10
1957	3/16	Gainesville, Fla.	L	5-9
1958	3/28	Coral Gables, Fla.	W	3-1
1958	3/29	Coral Gables, Fla.	W	9-8 (11)
1960	4/1	Coral Gables, Fla.	L	3-9
1960	4/2	Coral Gables, Fla.	W	3-2
1961	4/24	Gainesville, Fla.	L	4-10
1961	4/25	Gainesville, Fla.	W	19-9
1962	3/9	Coral Gables, Fla.	W	14-10
1962	3/10	Coral Gables, Fla.	L	7-12
1963	5/13	Gainesville, Fla.	W	4-0
1963	5/14	Gainesville, Fla.	L	0-11
1964	3/13	Miami, Fla.	W	3-1
1964	3/14	Coral Gables, Fla.	W	2-1
1964	3/14	Coral Gables, Fla.	L	7-13
1965	3/26	Coral Gables, Fla.	L	0-2
1965	4/23	Gainesville, Fla.	W	2-1
1965	4/24	Gainesville, Fla.	L	3-7
1965	4/24	Gainesville, Fla.	W	3-0





# SERIES RESULTS

YEAR	DATE	SITE	W/L	SCORE	YEAR	DATE	SITE	W/L	SCORE	YEAR	DATE	SITE	W/L	SCORE
1966	3/4	Coral Gables, Fla.	W	10-5	1987	2/27	Coral Gables, Fla.	W	4-2	2006	2/19	Coral Gables, Fla.	L	10-11
1966	3/5	Coral Gables, Fla.	L	3-4	1987	2/28	Coral Gables, Fla.	W	12-4	2007	2/16	Gainesville, Fla.	L	2-7
1966	3/5	Coral Gables, Fla.	L	5-6	1987	4/21	Gainesville, Fla.	L	2-3	2007	2/17	Gainesville, Fla.	L	5-7
1966	4/22	Gainesville, Fla.	W	7-5 (11)	1987	4/22	Gainesville, Fla.	L	5-6	2007	2/18	Gainesville, Fla.	W	10-7
1966	4/23	Gainesville, Fla.	L	1-3	1988	2/21	Gainesville, Fla.	L	2-3 (7)	2008	2/29	Coral Gables, Fla.	W	8-4
1967	4/8	Gainesville, Fla.	L	1-8	1988	2/21	Gainesville, Fla.	W	9-7	2008	3/1	Coral Gables, Fla.	W	8-5
1967	4/8	Gainesville, Fla.	W	5-4	1988	4/1	Coral Gables, Fla.	W	11-3	2008	3/2	Coral Gables, Fla.	L	2-6
1967	5/12	Coral Gables, Fla.	W	8-1	1988	4/2	Coral Gables, Fla.	W	5-3	2009	2/27	Gainesville, Fla.	W	8-5
1967	5/13	Coral Gables, Fla.	L	10-11	1989	3/21	Coral Gables, Fla.	L	10-13	2009	2/28	Gainesville, Fla.	W	2-1
1968	3/1	Coral Gables, Fla.	W	2-1	1989	3/22	Coral Gables, Fla.	W	4-0	2009	3/1	Gainesville, Fla.	W	16-2
1968	3/2	Coral Gables, Fla.	W	1-0	1989	4/1	Gainesville, Fla.	L	1-7	2009	5/30+	Gainesville, Fla.	L	2-8
1968	4/12	Gainesville, Fla.	W	5-4	1989	4/2	Gainesville, Fla.	L	2-3	2009	5/31+	Gainesville, Fla.	L	5-16
1968	4/13	Gainesville, Fla.	W	9-5	1989	5/27+	Gainesville, Fla.	W	9-1	2010	3/5	Coral Gables, Fla.	L	1-7
1969	2/28	Coral Gables, Fla.	W	8-7 (12)	1990	2/24	Coral Gables, Fla.	L	4-5	2010	3/6	Coral Gables, Fla.	W	9-6
1969	3/1	Coral Gables, Fla.	W	5-3	1990	2/24	Coral Gables, Fla.	W	12-10	2010	3/7	Coral Gables, Fla.	L	2-4
1969	4/25	Gainesville, Fla.	W	4-3	1990	3/3	Gainesville, Fla.	W	6-3	2010	6/11\$	Gainesville, Fla.	L	2-7
1969	4/26	Gainesville, Fla.	L	3-7	1990	3/4	Gainesville, Fla.	W	8-2	2010	6/12\$	Gainesville, Fla.	L	3-4 (10)
1970	3/6	Coral Gables, Fla.	W	5-0	1991	2/23	Gainesville, Fla.	W	5-3	2011	3/4	Gainesville, Fla.	L	3-8
1970	3/7	Coral Gables, Fla.	W	5-4	1991	2/24	Gainesville, Fla.	W	8-7	2011	3/5	Gainesville, Fla.	L	0-1
1970	4/27	Gainesville, Fla.	L	6-7 (13)	1991	2/26	Coral Gables, Fla.	W	4-2	2011	3/6	Gainesville, Fla.	L	3-5
1970	4/28	Gainesville, Fla.	L	3-9	1991	2/27	Coral Gables, Fla.	W	9-7 (10)	2011	6/4+	Gainesville, Fla.	L	4-5
1971	3/5	Coral Gables, Fla.	W	2-0	1992	2/22	Gainesville, Fla.	L	3-7	2011	6/5+	Gainesville, Fla.	L	4-11
1971	3/6	Coral Gables, Fla.	W	7-5	1992	2/23	Gainesville, Fla.	L	5-8	2012	3/2	Coral Gables, Fla.	L	5-7
1971	4/26	Gainesville, Fla.	W	13-5	1992	3/6	Coral Gables, Fla.	W	7-1	2012	3/3	Coral Gables, Fla.	L	5-13
1971	4/27	Gainesville, Fla.	W	1-0 (12)	1992	3/7	Coral Gables, Fla.	W	6-5	2012	3/4	Coral Gables, Fla.	L	5-8
1972	3/3	Coral Gables, Fla.	W	18-6	1993	2/27	Gainesville, Fla.	L	2-3	2013	3/1	Gainesville, Fla.	W	3-2
1972	3/4	Coral Gables, Fla.	L	3-6	1993	2/28	Gainesville, Fla.	L	7-9	2013	3/2	Gainesville, Fla.	L	4-6
1972	4/17	Gainesville, Fla.	W	10-6	1993	3/12	Coral Gables, Fla.	W	7-1	2013	3/3	Gainesville, Fla.	L	3-6
1972	4/18	Gainesville, Fla.	L	3-6	1993	3/14	Coral Gables, Fla.	L	3-4 (10)	2014	2/21	Coral Gables, Fla.	W	6-4
1973	3/2	Coral Gables, Fla.	W	7-0	1994	2/19	Gainesville, Fla.	L	0-5	2014	2/22	Coral Gables, Fla.	W	5-2
1973	3/3	Coral Gables, Fla.	W	11-1	1994	2/20	Gainesville, Fla.	W	4-3 (10)	2014	2/23	Coral Gables, Fla.	L	4-6
1973	4/9	Gainesville, Fla.	L	6-7	1994	3/11	Coral Gables, Fla.	W	4-3					
1973	4/10	Gainesville, Fla.	L	4-5	1994	3/12	Coral Gables, Fla.	W	4-2					
1974	3/1	Coral Gables, Fla.	W	4-3 (10)	1994	5/30+	Coral Gables, Fla.	W	10-6					
1974	3/2	Coral Gables, Fla.	L	6-9 (12)	1995	2/4	Gainesville, Fla.	L	3-5					
1974	4/8	Gainesville, Fla.	W	4-0	1995	2/5	Gainesville, Fla.	W	10-2					
1974	4/9	Gainesville, Fla.	W	6-5	1995	2/17	Coral Gables, Fla.	W	5-4					
1975	3/7	Gainesville, Fla.	L	2-8	1995	2/18	Coral Gables, Fla.	L	2-4					
1975	3/8	Gainesville, Fla.	L	1-2	1996	2/2	Coral Gables, Fla.	L	4-7					
1975	5/3	Coral Gables, Fla.	W	6-1	1996	2/3	Coral Gables, Fla.	W	5-1					
1975	5/4	Coral Gables, Fla.	W	6-5	1996	2/24	Gainesville, Fla.	L	7-8					
1976	3/1	Gainesville, Fla.	L	2-12	1996	2/25	Gainesville, Fla.	L	1-5					
1976	3/2	Gainesville, Fla.	L	6-9	1997	2/15	Gainesville, Fla.	L	1-2					
1977	2/25	Coral Gables, Fla.	L	6-9	1997	2/16	Gainesville, Fla.	L	5-12					
1977	2/26	Coral Gables, Fla.	W	5-4	1997	2/21	Coral Gables, Fla.	W	8-7					
1978	2/25	Gainesville, Fla.	L	4-5	1997	2/22	Coral Gables, Fla.	W	4-1					
1978	2/26	Gainesville, Fla.	L	3-4	1997	5/24+	Coral Gables, Fla.	W	6-5					
1979	3/3	Coral Gables, Fla.	W	8-2	1998	2/7	Coral Gables, Fla.	W	11-8					
1979	3/4	Coral Gables, Fla.	W	5-2	1998	2/8	Coral Gables, Fla.	W	17-11					
1980	2/16	Gainesville, Fla.	W	7-0	1998	2/14	Gainesville, Fla.	L	5-19					
1980	2/17	Gainesville, Fla.	W	5-0	1998	2/15	Gainesville, Fla.	L	10-14					
1981	2/20	Coral Gables, Fla.	W	8-5	1999	2/6	Gainesville, Fla.	L	4-7					
1981	2/21	Coral Gables, Fla.	W	2-0	1999	2/7	Gainesville, Fla.	L	12-14					
1981	5/6	Gainesville, Fla.	L	7-8	1999	2/13	Coral Gables, Fla.	W	7-4					
1981	5/7	Gainesville, Fla.	W	11-4	1999	2/14	Coral Gables, Fla.	W	10-3					
1981	5/24+	Coral Gables, Fla.	W	8-6	2000	2/4	Coral Gables, Fla.	W	16-8					
1982	2/13	Coral Gables, Fla.	W	7-3	2000	2/5	Coral Gables, Fla.	W	17-1					
1982	2/14	Coral Gables, Fla.	W	6-2	2000	2/12	Gainesville, Fla.	L	3-4					
1982	4/18	Gainesville, Fla.	L	2-6	2000	2/13	Gainesville, Fla.	L	11-20					
1982	4/19	Gainesville, Fla.	W	8-7 (11)	2001	2/3	Gainesville, Fla.	W	14-5					
1983	3/8	Gainesville, Fla.	L	3-5	2001	2/9	Coral Gables, Fla.	W	10-4					
1983	3/9	Gainesville, Fla.	W	3-2	2001	2/10	Coral Gables, Fla.	W	8-7					
1983	2/20	Coral Gables, Fla.	W	5-1	2001	5/26+	Coral Gables, Fla.	W	6-2					
1983	2/20	Coral Gables, Fla.	L	1-4	2002	2/8	Coral Gables, Fla.	L	9-12					
1984	2/3	Coral Gables, Fla.	L	7-9	2002	2/10	Coral Gables, Fla.	L	2-6					
1984	2/17	Coral Gables, Fla.	W	9-1	2002	6/1+	Gainesville, Fla.	W	7-2					
1984	2/18	Coral Gables, Fla.	L	3-10	2002	6/2+	Gainesville, Fla.	W	8-7					
1984	3/28	Gainesville, Fla.	L	6-7 (8)	2003	2/14	Gainesville, Fla.	W	9-2					
1984	3/28	Gainesville, Fla.	W	8-6	2003	2/15	Gainesville, Fla.	L	3-5					
1984	5/24+	Tallahassee, Fla.	W	6-5	2003	6/1+	Coral Gables, Fla.	L	5-10					
1985	2/15	Coral Gables, Fla.	W	5-2	2003	6/1+	Coral Gables, Fla.	W	13-10					
1985	2/16	Coral Gables, Fla.	L	2-4	2004	2/13	Coral Gables, Fla.	L	0-3					
1985	2/17	Coral Gables, Fla.	W	5-2	2004	2/14	Coral Gables, Fla.	W	4-1					
1985	4/19	Gainesville, Fla.	W	11-0	2004	2/15	Coral Gables, Fla.	W	19-5					
1985	4/20	Gainesville, Fla.	W	6-4	2004	6/12\$	Coral Gables, Fla.	W	8-7					
1985	5/27+	Coral Gables, Fla.	L	1-8	2004	6/13\$	Coral Gables, Fla.	W	3-1					
1985	5/28+	Coral Gables, Fla.	W	12-9	2005	2/18	Gainesville, Fla.	W	9-7					
1986	2/14	Coral Gables, Fla.	W	7-6	2005	2/19	Gainesville, Fla.	L	1-2					
1986	2/15	Coral Gables, Fla.	W	7-6 (10)	2005	2/20	Gainesville, Fla.	L	11-14					
1986	3/11	Gainesville, Fla.	W	6-5	2006	2/17	Coral Gables, Fla.	L	1-2					
1986	3/12	Gainesville, Fla.	W	9-7	2006	2/18	Coral Gables, Fla.	L	1-4					

**Coral Gables:** Miami leads, 80-41  
**Gainesville:** Florida leads, 68-46-1  
**Neutral Site:** Miami leads, 1-0

## FLORIDA A&M

### MIAMI LEADS, 19-7

YEAR	DATE	SITE	W/L	SCORE
1968	3/9	Coral Gables, Fla.	W	6-5
1968	3/9	Coral Gables, Fla.	W	7-2
1968	4/17	Tallahassee, Fla.	W	3-0
1969	3/29	Coral Gables, Fla.	W	7-1
1970	5/11	Tallahassee, Fla.	W	8-7
1970	5/11	Tallahassee, Fla.	L	2-3
1971	4/8	Tallahassee, Fla.	W	1-0
1972	5/12	Tallahassee, Fla.	W	15-0
1972	5/13	Tallahassee, Fla.	W	7-1
1973	4/21	Tallahassee, Fla.	L	0-4
1973	4/21	Tallahassee, Fla.	L	2-3
1974	4/21	Tallahassee, Fla.	W	4-2
1974	4/21	Tallahassee, Fla.	L	5-8
1978	2/27	Coral Gables, Fla.	W	5-2
1978	2/28	Coral Gables, Fla.	W	13-2
1979	3/1	Coral Gables, Fla.	W	17-0
1979	3/2	Coral Gables, Fla.	W	14-0
1979	4/13	Tallahassee, Fla.	L	0-5
1979	4/13	Tallahassee, Fla.	W	1-0 (11)
1980	3/26	Coral Gables, Fla.	W	11-4
1980	3/27	Coral Gables, Fla.	W	20-1 (7)
1980	5/6	Tallahassee, Fla.	L	3-4 (10)
1980	5/7	Tallahassee, Fla.	W	13-6
1981	4/5	Coral Gables, Fla.	W	21-3
1981	5/5	Tallahassee, Fla.	L	1-2
1981	5/5	Tallahassee, Fla.	W	3-2 (11)

**Coral Gables:** Miami leads, 10-0  
**Tallahassee:** Miami leads, 9-7

## FLORIDA ATLANTIC

### MIAMI LEADS, 55-12

YEAR	DATE	SITE	W/L	SCORE
1982	3/5	Coral Gables, Fla.	W	18-4
1982	5/6	Coral Gables, Fla.	W	4-3
1983	2/9	Coral Gables, Fla.	L	8-9
1983	4/13	Coral Gables, Fla.	W	13-5
1983	4/21	Pompano Beach, Fla.	W	4-2



# SERIES RESULTS

YEAR	DATE	SITE	W/L	SCORE
1983	4/27	Coral Gables, Fla.	W	6-2
1984	2/7	Coral Gables, Fla.	L	10-11
1984	4/17	Coral Gables, Fla.	L	7-8
1984	4/24	Coral Gables, Fla.	W	6-5
1985	4/3	Coral Gables, Fla.	W	6-2
1985	4/24	Coral Gables, Fla.	W	11-3
1986	4/29	Coral Gables, Fla.	W	6-3
1987	4/17	Coral Gables, Fla.	W	19-9
1988	4/13	Coral Gables, Fla.	W	12-3
1989	4/14	Coral Gables, Fla.	W	14-0
1989	4/15	Coral Gables, Fla.	W	14-0
1990	4/28	Coral Gables, Fla.	W	11-3
1991	4/5	Coral Gables, Fla.	W	8-7
1992	4/21	Coral Gables, Fla.	W	14-2
1993	4/2	Coral Gables, Fla.	L	0-2
1993	4/3	Coral Gables, Fla.	W	3-0
1993	5/4	Coral Gables, Fla.	W	3-2 (10)
1994	3/13	Boca Raton, Fla.	W	7-4
1994	4/12	Coral Gables, Fla.	W	7-3
1995	2/1	Coral Gables, Fla.	W	5-2
1995	2/15	Coral Gables, Fla.	W	10-1
1995	3/1	Coral Gables, Fla.	W	16-6
1995	3/22	Boca Raton, Fla.	W	5-3
1996	2/21	Coral Gables, Fla.	W	12-3
1996	5/8	Coral Gables, Fla.	W	10-2
1997	4/23	Coral Gables, Fla.	W	12-6
1997	4/30	Coral Gables, Fla.	W	13-8
1998	4/15	Coral Gables, Fla.	W	4-2
1998	4/22	Coral Gables, Fla.	W	23-3
1999	2/17	Coral Gables, Fla.	W	3-1
1999	5/30+	Coral Gables, Fla.	W	3-2
2000	2/9	Coral Gables, Fla.	L	2-7
2000	5/27+	Coral Gables, Fla.	W	11-5
2001	1/25	Coral Gables, Fla.	W	9-3
2001	1/26	Boca Raton, Fla.	L	10-11
2001	1/27	Coral Gables, Fla.	W	4-2
2002	4/24	Coral Gables, Fla.	W	6-5
2003	4/2	Coral Gables, Fla.	L	3-5
2003	5/31+	Coral Gables, Fla.	W	1-0
2004	5/19	Coral Gables, Fla.	W	13-3
2004	6/6+	Coral Gables, Fla.	W	19-6
2008	4/1	Coral Gables, Fla.	W	16-7
2008	4/9	Coral Gables, Fla.	L	3-6
2008	4/16	Boca Raton, Fla.	W	12-10
2009	3/25	Boca Raton, Fla.	W	13-6
2009	4/7	Coral Gables, Fla.	W	12-8
2009	4/14	Coral Gables, Fla.	W	3-1
2010	3/31	Coral Gables, Fla.	W	12-5
2010	4/6	Coral Gables, Fla.	W	8-5
2010	4/7	Boca Raton, Fla.	W	11-0
2011	2/23	Boca Raton, Fla.	L	4-7
2011	3/15	Coral Gables, Fla.	W	7-3
2011	5/17	Coral Gables, Fla.	L	4-7
2012	2/29	Coral Gables, Fla.	W	10-5
2012	3/21	Boca Raton, Fla.	W	8-5
2012	2/24	Coral Gables, Fla.	W	3-1
2013	2/20	Boca Raton, Fla.	W	5-4 (11)
2013	3/27	Coral Gables, Fla.	L	1-6
2013	4/24	Coral Gables, Fla.	W	6-4
2014	2/19	Coral Gables, Fla.	L	2-5
2014	4/16	Coral Gables, Fla.	W	2-1
2014	4/23	Boca Raton, Fla.	W	10-9

**Coral Gables:** Miami leads, 46-10  
**Boca Raton:** Miami leads, 8-2  
**Neutral Site:** Miami leads, 1-0

## FLORIDA GULF COAST

### MIAMI LEADS, 11-1

YEAR	DATE	SITE	W/L	SCORE
2008	4/8	Coral Gables, Fla.	W	4-2 (11)
2009	4/22	Coral Gables, Fla.	W	13-7
2010	4/14	Ft. Myers, Fla.	W	9-0
2010	5/18	Coral Gables, Fla.	W	5-4
2011	3/23	Coral Gables, Fla.	W	5-2
2011	3/29	Coral Gables, Fla.	W	13-2
2011	4/6	Ft. Myers, Fla.	W	8-1
2012	2/22	Ft. Myers, Fla.	W	3-0
2012	4/11	Coral Gables, Fla.	L	2-4

YEAR	DATE	SITE	W/L	SCORE
2014	3/19	Fort Myers, Fla.	W	5-2 (10)
2014	3/26	Coral Gables, Fla.	W	4-0
2014	5/7	Coral Gables, Fla.	W	7-3

**Coral Gables:** Miami leads, 7-1  
**Ft. Myers:** Miami leads, 4-0

## FIU

### MIAMI LEADS, 91-24

YEAR	DATE	SITE	W/L	SCORE
1973	3/14	Coral Gables, Fla.	L	1-3
1973	4/4	Coral Gables, Fla.	W	14-2
1973	4/11	Coral Gables, Fla.	W	10-1
1973	4/23	Coral Gables, Fla.	W	5-3
1974	4/3	Coral Gables, Fla.	W	9-4
1974	4/4	Coral Gables, Fla.	W	5-1
1974	4/23	Miami, Fla.	W	6-2
1975	3/11	Miami, Fla.	W	16-3
1975	4/1	Coral Gables, Fla.	W	8-6
1975	4/8	Coral Gables, Fla.	W	3-2
1975	4/22	Miami, Fla.	W	9-3
1976	4/14	Miami, Fla.	W	11-1
1976	4/20	Miami, Fla.	L	11-12
1976	4/27	Coral Gables, Fla.	W	15-5
1976	4/29	Coral Gables, Fla.	L	6-7
1977	3/1	Coral Gables, Fla.	W	3-2
1977	3/29	Miami, Fla.	W	12-5
1977	5/4	Miami, Fla.	W	7-6
1978	5/3	Coral Gables, Fla.	W	3-2 (13)
1978	4/18	Miami, Fla.	W	10-6
1979	2/23	Coral Gables, Fla.	W	11-3
1979	2/24	Coral Gables, Fla.	W	12-4
1980	4/8	Miami, Fla.	W	10-2
1980	4/22	Coral Gables, Fla.	L	4-6
1980	4/29	Coral Gables, Fla.	W	13-6
1981	4/17	Coral Gables, Fla.	W	4-2
1981	4/24	Coral Gables, Fla.	W	8-7
1981	5/8	Coral Gables, Fla.	W	4-0
1981	5/11	Miami, Fla.	W	8-5
1982	3/3	Coral Gables, Fla.	L	6-10
1982	3/31	Coral Gables, Fla.	L	1-2
1982	4/4	Miami, Fla.	W	13-12 (13)
1982	4/11	Miami, Fla.	L	0-5
1982	4/30	Coral Gables, Fla.	W	6-2
1983	3/3	Miami, Fla.	W	8-4
1983	4/12	Coral Gables, Fla.	W	8-6
1983	4/19	Coral Gables, Fla.	W	7-2
1983	4/26	Miami, Fla.	W	8-4
1983	5/4	Coral Gables, Fla.	W	16-5
1984	4/10	Coral Gables, Fla.	W	6-2
1984	4/11	Miami, Fla.	W	8-5
1984	5/9	Miami, Fla.	W	5-0
1984	5/11	Coral Gables, Fla.	W	5-2
1984	5/12	Coral Gables, Fla.	W	8-3
1985	4/10	Coral Gables, Fla.	W	6-3
1985	4/17	Miami, Fla.	W	4-3
1986	2/25	Coral Gables, Fla.	W	6-0
1986	2/27	Miami, Fla.	W	5-3 (11)
1986	4/16	Miami, Fla.	L	8-9 (13)
1987	4/3	Coral Gables, Fla.	W	7-4
1987	4/4	Coral Gables, Fla.	W	12-1
1987	4/5	Miami, Fla.	L	6-7 (12)
1987	4/28	Coral Gables, Fla.	W	12-3
1988	4/6	Miami, Fla.	W	4-2
1988	4/22	Coral Gables, Fla.	W	8-3
1988	4/23	Coral Gables, Fla.	L	1-2
1989	4/21	Coral Gables, Fla.	W	5-2
1989	4/22	Coral Gables, Fla.	W	7-2
1989	4/23	Miami, Fla.	W	9-6
1990	4/20	Coral Gables, Fla.	W	16-6
1990	4/21	Coral Gables, Fla.	W	6-5
1990	4/22	Miami, Fla.	W	7-1
1991	4/26	Coral Gables, Fla.	L	2-5
1991	4/27	Coral Gables, Fla.	W	12-1
1991	4/28	Miami, Fla.	W	8-0
1992	2/13	Coral Gables, Fla.	W	6-1
1992	2/14	Coral Gables, Fla.	W	22-1
1992	2/16	Coral Gables, Fla.	W	7-1
1993	2/17	Coral Gables, Fla.	W	4-3

YEAR	DATE	SITE	W/L	SCORE
1993	4/6	Coral Gables, Fla.	W	7-3
1993	4/13	Coral Gables, Fla.	W	9-2
1994	2/8	Coral Gables, Fla.	W	11-4
1994	2/15	Coral Gables, Fla.	W	4-0
1994	3/3	Coral Gables, Fla.	W	3-0
1994	5/10	Coral Gables, Fla.	L	5-6
1995	2/21	Coral Gables, Fla.	W	7-4
1995	4/4	Homestead, Fla.	L	2-4
1996	3/21	Coral Gables, Fla.	W	13-6
1996	3/22	Coral Gables, Fla.	W	5-3
1996	3/23	Coral Gables, Fla.	W	5-4
1996	3/24	Coral Gables, Fla.	L	5-6
1997	3/6	Coral Gables, Fla.	W	5-0
1997	3/7	Coral Gables, Fla.	W	3-4
1997	3/8	Coral Gables, Fla.	L	10-3
1997	3/9	Coral Gables, Fla.	W	9-0
1997	5/23+	Coral Gables, Fla.	W	5-2
1998	2/11	Coral Gables, Fla.	W	2-1
1998	3/7	Coral Gables, Fla.	W	12-0
1999	2/10	Miami, Fla.	L	3-4
1999	5/4	Coral Gables, Fla.	L	7-12
1999	5/29+	Coral Gables, Fla.	W	6-4
2000	3/1	Coral Gables, Fla.	L	6-7
2000	3/28	Homestead, Fla.	W	5-2
2000	5/28+	Coral Gables, Fla.	W	14-4
2001	2/7	Miami, Fla.	W	4-3
2001	2/21	Coral Gables, Fla.	L	10-17
2001	2/23	Homestead, Fla.	W	10-2
2001	2/24	Homestead, Fla.	W	2-0
2002	2/6	Miami, Fla.	L	2-6
2002	2/22	Homestead, Fla.	W	6-2
2002	5/2	Coral Gables, Fla.	L	7-9
2002	5/31+	Gainesville, Fla.	W	9-1
2003	2/5	Coral Gables, Fla.	W	12-7
2003	4/16	Miami, Fla.	W	6-4
2004	2/26	Miami, Fla.	L	7-11
2004	2/27	Homestead, Fla.	W	9-7
2004	3/24	Coral Gables, Fla.	L	4-5
2005	2/1	Coral Gables, Fla.	W	7-0
2005	3/23	Miami, Fla.	W	11-3
2006	1/28	Coral Gables, Fla.	W	17-3
2006	1/29	Miami, Fla.	W	5-0
2007	4/4	Coral Gables, Fla.	W	10-9
2007	4/11	Miami, Fla.	W	11-7
2008	4/2	Miami, Fla.	W	13-2
2008	4/23	Coral Gables, Fla.	L	3-6

**Coral Gables:** Miami leads, 59-16  
**Miami:** Miami leads, 26-7  
**Neutral Site:** Miami leads, 6-1

## FLORIDA SOUTHERN

### MIAMI LEADS, 58-24

YEAR	DATE	SITE	W/L	SCORE
1947	4/9	Lakeland, Fla.	W	5-3
1947	4/10	Lakeland, Fla.	W	4-1
1947	5/10	Coral Gables, Fla.	W	4-1
1947	5/10	Coral Gables, Fla.	W	3-0
1948	4/23	Lakeland, Fla.	W	6-5 (10)
1948	4/24	Lakeland, Fla.	L	4-8
1948	5/14	Coral Gables, Fla.	W	3-1
1948	5/15	Coral Gables, Fla.	L	2-4
1949	4/1	Coral Gables, Fla.	W	12-2
1949	4/2	Coral Gables, Fla.	W	11-8
1949	4/11	Lakeland, Fla.	L	2-8
1949	4/12	Lakeland, Fla.	W	2-0
1950	4/21	Coral Gables, Fla.	W	7-2
1950	4/22	Coral Gables, Fla.	W	12-2
1950	5/9	Lakeland, Fla.	L	3-4 (13)
1951	5/14	Coral Gables, Fla.	W	7-1
1951	5/15	Coral Gables, Fla.	W	5-0
1954	4/1	Coral Gables, Fla.	W	8-6
1954	4/2	Coral Gables, Fla.	W	11-2
1955	4/18	Lakeland, Fla.	W	3-1
1955	4/19	Lakeland, Fla.	W	6-0
1955	4/29	Coral Gables, Fla.	W	5-4
1955	4/30	Coral Gables, Fla.	W	9-2
1956	4/6	Coral Gables, Fla.	W	4-2
1956	4/7	Coral Gables, Fla.	W	12-5



# SERIES RESULTS

YEAR	DATE	SITE	W/L	SCORE	YEAR	DATE	SITE	W/L	SCORE	YEAR	DATE	SITE	W/L	SCORE
1956	4/23	Lakeland, Fla.	W	4-2	1958	5/6	Coral Gables, Fla.	L	1-6	1982	5/7	Coral Gables, Fla.	W	11-5
1956	4/24	Lakeland, Fla.	W	7-1	1960	3/14	Coral Gables, Fla.	L	3-6	1982	5/8	Coral Gables, Fla.	L	2-9
1957	4/5	Coral Gables, Fla.	W	10-7	1960	3/15	Coral Gables, Fla.	L	6-10	1982	5/9	Coral Gables, Fla.	T	7-7 (5)
1957	4/6	Coral Gables, Fla.	W	8-2	1960	5/13	Tallahassee, Fla.	L	3-16	1983	2/25	Coral Gables, Fla.	W	9-0
1957	4/19	Lakeland, Fla.	W	11-1	1960	5/14	Tallahassee, Fla.	L	5-9	1983	2/26	Coral Gables, Fla.	W	4-2
1957	4/20	Lakeland, Fla.	L	2-6	1961	4/17	Coral Gables, Fla.	L	0-2	1983	4/15	Tallahassee, Fla.	L	5-6
1958	3/14	Lakeland, Fla.	L	4-5 (10)	1961	4/18	Coral Gables, Fla.	L	6-14	1983	4/16	Tallahassee, Fla.	L	3-4
1958	3/15	Lakeland, Fla.	L	3-7	1962	4/16	Tallahassee, Fla.	W	6-4	1983	4/17	Tallahassee, Fla.	L	0-5
1958	4/5	Coral Gables, Fla.	W	7-2	1962	4/17	Tallahassee, Fla.	L	8-9 (10)	1983	5/29+	Tallahassee, Fla.	W	10-5
1958	4/5	Coral Gables, Fla.	W	4-3	1963	4/1	Coral Gables, Fla.	L	1-2	1984	2/4	Coral Gables, Fla.	W	10-4
1959	4/22	Lakeland, Fla.	W	6-5	1963	4/2	Coral Gables, Fla.	W	4-1	1984	2/24	Coral Gables, Fla.	W	7-0
1959	5/1	Coral Gables, Fla.	W	4-2	1965	3/12	Coral Gables, Fla.	L	4-7	1984	2/25	Coral Gables, Fla.	W	14-5
1959	5/2	Coral Gables, Fla.	W	2-0 (10)	1965	3/13	Coral Gables, Fla.	L	4-9	1984	2/26	Coral Gables, Fla.	L	6-7
1960	4/9	Lakeland, Fla.	W	12-1	1965	3/13	Coral Gables, Fla.	T	9-9	1984	4/13	Tallahassee, Fla.	L	2-3
1960	4/30	Coral Gables, Fla.	W	21-0	1966	4/8	Tallahassee, Fla.	W	6-1	1984	4/14	Tallahassee, Fla.	W	4-3
1961	4/11	Lakeland, Fla.	L	3-5	1966	4/9	Tallahassee, Fla.	L	2-10	1984	4/15	Tallahassee, Fla.	L	4-5 (11)
1961	4/22	Coral Gables, Fla.	W	7-2	1967	3/3	Coral Gables, Fla.	L	4-9	1985	2/22	Coral Gables, Fla.	L	2-5
1962	4/6	Lakeland, Fla.	L	4-9	1967	3/4	Coral Gables, Fla.	L	5-6	1985	2/23	Coral Gables, Fla.	W	15-4
1963	4/12	Coral Gables, Fla.	W	9-0	1968	4/19	Tallahassee, Fla.	L	1-4	1985	2/24	Coral Gables, Fla.	W	6-5 (10)
1963	4/13	Coral Gables, Fla.	L	6-8	1968	4/20	Tallahassee, Fla.	L	6-7	1985	4/12	Tallahassee, Fla.	W	3-2
1963	4/13	Coral Gables, Fla.	W	3-1	1969	3/7	Coral Gables, Fla.	L	2-6	1985	4/13	Tallahassee, Fla.	L	5-13
1964	4/17	Lakeland, Fla.	W	2-1	1969	3/8	Coral Gables, Fla.	L	0-5	1985	4/14	Tallahassee, Fla.	W	8-5
1964	4/18	Lakeland, Fla.	L	0-3	1970	3/21	Tallahassee, Fla.	L	1-10	1986	4/11	Tallahassee, Fla.	L	1-6
1964	4/18	Lakeland, Fla.	W	4-1	1970	3/22	Tallahassee, Fla.	L	3-8	1986	4/12	Tallahassee, Fla.	W	4-3
1965	4/30	Coral Gables, Fla.	L	2-3	1970	5/8	Tallahassee, Fla.	L	4-11	1986	4/13	Tallahassee, Fla.	L	3-8
1965	5/1	Coral Gables, Fla.	L	0-5	1970	5/9	Tallahassee, Fla.	L	2-6	1986	5/2	Coral Gables, Fla.	W	11-10
1965	5/1	Coral Gables, Fla.	W	9-1	1971	3/20	Coral Gables, Fla.	L	4-5 (10)	1986	5/3	Coral Gables, Fla.	L	6-14
1966	3/14	Lakeland, Fla.	W	10-4	1971	3/21	Coral Gables, Fla.	W	5-4 (10)	1986	5/4	Coral Gables, Fla.	W	7-5
1966	3/14	Lakeland, Fla.	L	0-2	1971	4/9	Tallahassee, Fla.	L	5-7	1986	6/3#	Omaha, Neb.	L	2-7
1967	3/11	Coral Gables, Fla.	W	6-3	1971	4/10	Tallahassee, Fla.	W	7-4	1986	6/8#	Omaha, Neb.	L	3-4
1967	3/11	Coral Gables, Fla.	L	7-13	1972	3/19	Coral Gables, Fla.	L	4-7	1987	4/10	Tallahassee, Fla.	L	3-14
1968	3/16	Lakeland, Fla.	L	2-6	1972	5/10	Tallahassee, Fla.	W	5-4	1987	4/11	Tallahassee, Fla.	W	11-6
1968	3/16	Lakeland, Fla.	L	2-3	1972	5/11	Tallahassee, Fla.	W	4-3	1987	4/12	Tallahassee, Fla.	W	11-10 (11)
1969	3/10	Coral Gables, Fla.	L	2-5	1972	5/11	Tallahassee, Fla.	L	3-4 (10)	1987	5/1	Coral Gables, Fla.	W	4-3
1969	3/11	Coral Gables, Fla.	W	15-5	1973	2/16	Coral Gables, Fla.	W	5-1	1987	5/2	Coral Gables, Fla.	L	4-6
1970	4/10	Lakeland, Fla.	W	8-7 (10)	1973	3/24	Coral Gables, Fla.	L	6-7	1987	5/3	Coral Gables, Fla.	L	6-8
1970	4/11	Lakeland, Fla.	L	2-3	1973	3/25	Coral Gables, Fla.	L	2-8	1987	5/22+	Tallahassee, Fla.	L	2-5
1971	3/15	Coral Gables, Fla.	W	5-1	1973	4/19	Tallahassee, Fla.	W	10-1	1988	4/8	Tallahassee, Fla.	W	8-3
1971	3/16	Coral Gables, Fla.	L	5-8	1973	4/20	Tallahassee, Fla.	L	1-4	1988	4/9	Tallahassee, Fla.	L	8-20
1972	4/28	Lakeland, Fla.	L	0-1	1974	3/16	Coral Gables, Fla.	W	3-2	1988	4/10	Tallahassee, Fla.	T	5-5 (8)
1972	4/29	Lakeland, Fla.	L	4-5	1974	3/17	Coral Gables, Fla.	W	4-3	1988	5/6	Coral Gables, Fla.	L	5-6
1973	4/13	Coral Gables, Fla.	W	4-2	1974	4/18	Tallahassee, Fla.	L	1-2	1988	5/7	Coral Gables, Fla.	W	9-7
1973	4/14	Coral Gables, Fla.	L	0-5	1974	4/18	Tallahassee, Fla.	L	4-7	1988	5/8	Coral Gables, Fla.	L	3-6
1974	3/8	Lakeland, Fla.	L	0-1 (10)	1974	4/20	Tallahassee, Fla.	W	17-3	1989	4/7	Tallahassee, Fla.	L	0-3
1974	3/9	Lakeland, Fla.	W	3-2	1975	3/25	Coral Gables, Fla.	L	0-3	1989	4/8	Tallahassee, Fla.	W	8-1
1975	4/23	Coral Gables, Fla.	W	3-2 (10)	1975	3/26	Coral Gables, Fla.	W	2-0	1989	4/9	Tallahassee, Fla.	L	3-11
1975	4/24	Coral Gables, Fla.	W	5-4	1975	3/26	Coral Gables, Fla.	L	7-10	1989	5/5	Coral Gables, Fla.	W	11-2
1976	3/3	Lakeland, Fla.	W	6-3	1975	4/4	Tallahassee, Fla.	L	0-8	1989	5/6	Coral Gables, Fla.	W	8-2
1977	3/5	Coral Gables, Fla.	W	6-5 (12)	1975	4/5	Tallahassee, Fla.	L	2-5	1989	5/7	Coral Gables, Fla.	L	4-8
1986	2/28	Coral Gables, Fla.	W	5-4	1975	5/23+	Starkville, Miss.	L	0-1	1990	4/13	Tallahassee, Fla.	L	3-7
1986	3/1	Coral Gables, Fla.	W	9-7	1975	5/24+	Starkville, Miss.	L	5-6	1990	4/14	Tallahassee, Fla.	W	8-5
1987	4/7	Coral Gables, Fla.	W	6-5	1976	2/23	Coral Gables, Fla.	L	1-5	1990	4/15	Tallahassee, Fla.	W	8-3
1987	4/19	Coral Gables, Fla.	W	7-6 (11)	1976	5/5	Tallahassee, Fla.	W	6-1	1990	5/4	Coral Gables, Fla.	W	7-3
1987	4/20	Coral Gables, Fla.	W	5-1	1976	5/6	Tallahassee, Fla.	W	9-7	1990	5/5	Coral Gables, Fla.	L	2-6
2001	5/11	Coral Gables, Fla.	W	12-4	1976	5/6	Tallahassee, Fla.	L	4-20	1990	5/6	Coral Gables, Fla.	L	4-8
2001	5/12	Coral Gables, Fla.	W	16-3	1977	4/19	Tallahassee, Fla.	L	10-14	1991	4/12	Tallahassee, Fla.	L	2-7
2001	5/13	Coral Gables, Fla.	W	5-4	1977	4/20	Tallahassee, Fla.	W	10-4	1991	4/13	Tallahassee, Fla.	L	4-12
					1977	4/25	Coral Gables, Fla.	W	12-10	1991	4/14	Tallahassee, Fla.	L	5-8
					1977	4/26	Coral Gables, Fla.	W	12-3	1991	5/3	Coral Gables, Fla.	L	2-3
					1977	4/26	Coral Gables, Fla.	W	10-2	1991	5/4	Coral Gables, Fla.	L	1-4
					1978	5/20+	Coral Gables, Fla.	W	7-2	1991	5/5	Coral Gables, Fla.	W	8-6
					1979	3/30	Coral Gables, Fla.	W	4-3	1992	4/10	Tallahassee, Fla.	W	10-6
					1979	3/31	Coral Gables, Fla.	W	5-3	1992	4/11	Tallahassee, Fla.	W	6-3
					1979	4/11	Tallahassee, Fla.	L	2-9	1992	4/12	Tallahassee, Fla.	W	6-5
					1979	4/12	Tallahassee, Fla.	L	2-3 (11)	1992	4/24	Coral Gables, Fla.	W	7-3
					1980	2/22	Coral Gables, Fla.	W	10-0	1992	4/25	Coral Gables, Fla.	W	5-4
					1980	2/23	Coral Gables, Fla.	W	4-3	1992	4/26	Coral Gables, Fla.	L	2-3
					1980	2/24	Coral Gables, Fla.	L	8-9	1993	4/9	Tallahassee, Fla.	L	0-7
					1980	5/3	Tallahassee, Fla.	W	10-6	1993	4/10	Tallahassee, Fla.	L	1-8
					1980	5/4	Tallahassee, Fla.	L	5-7	1993	4/11	Tallahassee, Fla.	L	2-6
					1980	5/5	Tallahassee, Fla.	W	7-5	1993	4/23	Coral Gables, Fla.	L	0-1
					1981	3/6	Coral Gables, Fla.	W	10-8	1993	4/24	Coral Gables, Fla.	W	14-13 (10)
					1981	3/7	Coral Gables, Fla.	W	19-4	1993	4/25	Coral Gables, Fla.	W	4-3 (12)
					1981	3/8	Coral Gables, Fla.	W	3-2	1994	4/8	Tallahassee, Fla.	L	3-6
					1981	5/2	Tallahassee, Fla.	L	4-5	1994	4/9	Tallahassee, Fla.	W	5-1
					1981	5/3	Tallahassee, Fla.	W	4-3	1994	4/10	Tallahassee, Fla.	W	2-1
					1981	5/4	Tallahassee, Fla.	W	14-6	1994	4/15	Coral Gables, Fla.	L	1-6
					1981	5/23+	Coral Gables, Fla.	W	4-3 (10)	1994	4/16	Coral Gables, Fla.	W	8-0
					1982	3/26	Tallahassee, Fla.	W	6-5 (10)	1994	4/17	Coral Gables, Fla.	L	2-7
					1982	3/27	Tallahassee, Fla.	L	3-5	1995	4/7	Tallahassee, Fla.	L	1-9
					1982	3/28	Tallahassee, Fla.	L	3-9	1995	4/8	Tallahassee, Fla.	W	6-5

Coral Gables: Miami leads, 41-8  
Lakeland: Miami leads, 17-16

## FLORIDA STATE

### FLORIDA STATE LEADS 145-125-4

YEAR	DATE	SITE	W/L	SCORE
1951	3/22	Coral Gables, Fla.	W	11-2
1951	3/23	Coral Gables, Fla.	L	4-13
1952	4/4	Tallahassee, Fla.	L	1-3
1952	4/5	Tallahassee, Fla.	L	0-7
1955	4/15	Coral Gables, Fla.	L	3-4
1955	4/16	Coral Gables, Fla.	W	5-4
1956	4/27	Tallahassee, Fla.	L	5-13
1956	4/28	Tallahassee, Fla.	L	0-2
1957	4/16	Tallahassee, Fla.	L	3-15
1957	4/17	Tallahassee, Fla.	L	3-21
1957	4/30	Coral Gables, Fla.	L	3-15
1957	4/30	Coral Gables, Fla.	W	2-1
1958	4/18	Tallahassee, Fla.	L	0-18
1958	4/19	Tallahassee, Fla.	W	12-7
1958	5/5	Coral Gables, Fla.	L	2-9



# SERIES RESULTS

YEAR	DATE	SITE	W/L	SCORE
1995	4/9	Tallahassee, Fla.	L	2-3
1995	4/14	Coral Gables, Fla.	L	6-9
1995	4/15	Coral Gables, Fla.	L	1-10
1995	4/16	Coral Gables, Fla.	W	3-2
1995	6/4#	Omaha, Neb.	W	4-2
1996	4/5	Tallahassee, Fla.	L	2-13
1996	4/6	Tallahassee, Fla.	W	13-2
1996	4/7	Tallahassee, Fla.	L	1-15
1996	4/12	Coral Gables, Fla.	W	6-2
1996	4/13	Coral Gables, Fla.	W	9-8
1996	4/14	Coral Gables, Fla.	W	7-4
1997	4/11	Tallahassee, Fla.	W	9-5
1997	4/12	Tallahassee, Fla.	W	8-5
1997	4/13	Tallahassee, Fla.	L	7-8
1997	5/2	Coral Gables, Fla.	W	9-1
1997	5/3	Coral Gables, Fla.	W	7-6
1997	5/4	Coral Gables, Fla.	L	3-7
1998	4/3	Tallahassee, Fla.	W	9-4
1998	4/4	Tallahassee, Fla.	W	8-2
1998	4/5	Tallahassee, Fla.	W	9-6
1998	5/1	Coral Gables, Fla.	W	7-1
1998	5/2	Coral Gables, Fla.	L	5-11
1998	5/3	Coral Gables, Fla.	L	4-5
1999	4/16	Tallahassee, Fla.	L	2-8
1999	4/17	Tallahassee, Fla.	W	4-3
1999	4/18	Tallahassee, Fla.	W	8-7
1999	4/23	Coral Gables, Fla.	W	8-7
1999	4/24	Coral Gables, Fla.	W	9-4
1999	4/25	Coral Gables, Fla.	W	9-8
1999	6/19#	Omaha, Neb.	W	6-5
2000	4/7	Tallahassee, Fla.	L	13-14 (17)
2000	4/8	Tallahassee, Fla.	L	2-12
2000	4/9	Tallahassee, Fla.	L	4-5
2000	4/14	Coral Gables, Fla.	W	7-3
2000	4/15	Coral Gables, Fla.	W	7-3
2000	4/16	Coral Gables, Fla.	L	3-14
2000	6/2\$	Tallahassee, Fla.	L	2-9
2000	6/3\$	Tallahassee, Fla.	W	7-5
2000	6/4\$	Tallahassee, Fla.	L	1-6
2001	4/13	Coral Gables, Fla.	L	9-10
2001	4/14	Coral Gables, Fla.	W	5-4
2001	4/15	Coral Gables, Fla.	W	7-1
2001	4/20	Tallahassee, Fla.	W	7-5
2001	4/21	Tallahassee, Fla.	W	9-6
2001	4/22	Tallahassee, Fla.	W	7-4
2002	4/5	Tallahassee, Fla.	L	3-13
2002	4/6	Tallahassee, Fla.	W	5-2
2002	4/7	Tallahassee, Fla.	L	7-9
2002	4/12	Coral Gables, Fla.	L	4-6
2002	4/13	Coral Gables, Fla.	L	3-9
2002	4/14	Coral Gables, Fla.	L	11-17
2003	4/18	Coral Gables, Fla.	L	2-4
2003	4/19	Coral Gables, Fla.	L	4-6
2003	4/20	Coral Gables, Fla.	T	7-7 (11)
2003	4/25	Tallahassee, Fla.	L	0-1
2003	4/26	Tallahassee, Fla.	W	14-3
2003	4/27	Tallahassee, Fla.	L	0-12
2004	4/9	Tallahassee, Fla.	L	5-6
2004	4/10	Tallahassee, Fla.	W	17-11
2004	4/11	Tallahassee, Fla.	W	4-0
2004	4/16	Coral Gables, Fla.	W	10-0
2004	4/17	Coral Gables, Fla.	W	7-3
2004	4/18	Coral Gables, Fla.	L	3-10
2005	4/22	Coral Gables, Fla.	W	5-2
2005	4/23	Coral Gables, Fla.	W	5-3
2005	4/24	Coral Gables, Fla.	L	1-13
2006	4/15	Tallahassee, Fla.	W	7-3
2006	4/16	Tallahassee, Fla.	L	1-16
2006	4/17	Tallahassee, Fla.	W	7-5
2007	4/27	Coral Gables, Fla.	L	6-7
2007	4/28	Coral Gables, Fla.	L	8-13
2007	4/29	Coral Gables, Fla.	W	7-1
2007	5/25%	Jacksonville, Fla.	W	9-3
2008	4/18	Tallahassee, Fla.	W	11-4
2008	4/19	Tallahassee, Fla.	L	5-9
2008	4/20	Tallahassee, Fla.	W	11-10
2008	6/16#	Omaha, Neb.	W	7-5
2009	4/3	Coral Gables, Fla.	L	4-14
2009	4/4	Coral Gables, Fla.	W	6-4
2009	4/5	Coral Gables, Fla.	W	14-8
2009	5/21%	Jacksonville, Fla.	L	2-4

YEAR	DATE	SITE	W/L	SCORE
2010	4/23	Tallahassee, Fla.	W	6-5
2010	4/24	Tallahassee, Fla.	L	7-8
2010	4/25	Tallahassee, Fla.	L	6-7
2010	5/26%	Greensboro, N.C.	W	9-3
2011	4/29	Coral Gables, Fla.	L	5-6
2011	4/30	Coral Gables, Fla.	L	0-2
2011	5/1	Coral Gables, Fla.	W	5-1
2012	4/20	Tallahassee, Fla.	L	2-11
2012	4/21	Tallahassee, Fla.	L	1-6
2012	4/22	Tallahassee, Fla.	L	7-8
2013	4/5	Coral Gables, Fla.	L	2-4
2013	4/6	Coral Gables, Fla.	W	6-0
2013	4/7	Coral Gables, Fla.	L	1-5
2014	2/28	Tallahassee, Fla.	W	3-1
2014	3/1	Tallahassee, Fla.	L	2-10
2014	3/2	Tallahassee, Fla.	L	6-13

**Coral Gables:** Miami leads, 65-62-3  
**Tallahassee:** Florida State leads, 78-55-1  
**Neutral Site:** Tied, 5-5

## FLORIDA TECH

MIAMI LEADS, 8-2				
YEAR	DATE	SITE	W/L	SCORE
1973	4/7	Melbourne, Fla.	W	19-2
1973	5/11	Coral Gables, Fla.	W	6-0
1973	5/12	Coral Gables, Fla.	W	10-1
1974	3/3	Coral Gables, Fla.	W	3-0
1974	3/3	Coral Gables, Fla.	L	1-7
1975	5/9	Orlando, Fla.	L	0-1
1978	2/17	Coral Gables, Fla.	W	5-0
1978	3/9	Orlando, Fla.	W	27-3
1978	3/10	Orlando, Fla.	W	10-1
1978	3/11	Orlando, Fla.	W	7-4

**Coral Gables:** Miami leads, 4-1  
**Melbourne:** Miami leads, 1-0  
**Neutral Site:** Miami leads, 3-1

## FORDHAM

MIAMI LEADS, 9-1				
YEAR	DATE	SITE	W/L	SCORE
1984	3/19	Coral Gables, Fla.	W	17-0
1984	3/22	Coral Gables, Fla.	W	11-4
1993	5/14	Coral Gables, Fla.	W	6-1
1993	5/15	Coral Gables, Fla.	W	8-0
2006	3/14	Coral Gables, Fla.	W	6-0
2007	3/2	Coral Gables, Fla.	W	14-8
2007	3/3	Coral Gables, Fla.	W	8-1
2007	3/4	Coral Gables, Fla.	W	10-9
2010	3/16	Coral Gables, Fla.	L	3-4
2010	3/17	Coral Gables, Fla.	W	9-8

**Coral Gables:** Miami leads, 9-1

## FRESNO STATE

MIAMI LEADS, 1-0				
YEAR	DATE	SITE	W/L	SCORE
1988	6/6#	Omaha, Neb.	W	8-4

**Neutral Site:** Miami leads, 1-0

## FT. LAUDERDALE COLLEGE

MIAMI LEADS, 2-0				
YEAR	DATE	SITE	W/L	SCORE
1983	5/17	Coral Gables, Fla.	W	27-10
1983	5/18	Coral Gables, Fla.	W	6-1

**Coral Gables:** Miami leads, 2-0

## FURMAN

MIAMI LEADS, 9-1				
YEAR	DATE	SITE	W/L	SCORE
1960	3/28	Coral Gables, Fla.	W	2-1
1960	3/29	Coral Gables, Fla.	W	6-3
1965	4/1	Coral Gables, Fla.	W	6-5
1965	4/2	Coral Gables, Fla.	W	14-2
1965	4/3	Coral Gables, Fla.	W	7-3
1966	4/13	Tallahassee, Fla.	L	4-6
1967	3/27	Coral Gables, Fla.	W	12-1
1967	3/28	Coral Gables, Fla.	W	6-2
1967	3/29	Coral Gables, Fla.	W	7-4
1998	3/7	Coral Gables, Fla.	W	6-2

**Coral Gables:** Miami leads, 8-1  
**Neutral Site:** Furman leads, 1-0

## GEORGE WASHINGTON

MIAMI LEADS, 11-1				
YEAR	DATE	SITE	W/L	SCORE
1981	3/9	Coral Gables, Fla.	W	6-3
1982	3/16	Coral Gables, Fla.	W	12-0
1982	3/18	Coral Gables, Fla.	W	16-2
1984	3/15	Coral Gables, Fla.	W	17-0
1991	3/10	Coral Gables, Fla.	W	17-5
1991	3/11	Coral Gables, Fla.	W	5-1
1996	2/16	Coral Gables, Fla.	W	6-0
1996	2/17	Coral Gables, Fla.	W	14-1
1996	2/18	Coral Gables, Fla.	W	19-3
2005	2/25	Coral Gables, Fla.	W	12-1
2005	2/26	Coral Gables, Fla.	L	4-5
2005	2/27	Coral Gables, Fla.	W	16-3

**Coral Gables:** Miami leads, 11-1

## GEORGETOWN

MIAMI LEADS, 4-0				
YEAR	DATE	SITE	W/L	SCORE
1987	3/9	Coral Gables, Fla.	W	5-1
1988	3/10	Coral Gables, Fla.	W	8-2
1990	3/18	Coral Gables, Fla.	W	12-1
1993	3/10	Coral Gables, Fla.	W	9-5

**Coral Gables:** Miami leads, 4-0

## GEORGIA

GEORGIA LEADS, 3-2				
YEAR	DATE	SITE	W/L	SCORE
1965	4/14	Athens, Ga.	L	3-6
1995	2/11	Kissimmee, Fla.	W	12-10
1999	3/5	Coral Gables, Fla.	L	3-4
1999	3/7	Coral Gables, Fla.	W	8-1
2008	6/14#	Omaha, Neb.	L	4-7

**Coral Gables:** Tied, 1-1  
**Athens:** Georgia leads, 1-0  
**Neutral Site:** Tied, 1-1

## GEORGIA SOUTHERN

MIAMI LEADS, 14-10				
YEAR	DATE	SITE	W/L	SCORE
1966	4/15	Statesboro, Ga.	L	2-7
1966	4/16	Statesboro, Ga.	L	0-5
1967	4/17	Statesboro, Ga.	L	3-4 (10)
1967	4/18	Statesboro, Ga.	L	2-3
1973	5/25+	Starkville, Miss.	L	0-1
1973	5/29+	Starkville, Miss.	L	1-4
1974	5/23+	Starkville, Miss.	W	2-1
1976	5/3	Statesboro, Ga.	L	1-6
1976	5/4	Statesboro, Ga.	W	8-2
1977	4/8	Coral Gables, Fla.	W	10-1

HISTORY & RECORDS





# SERIES RESULTS

1977	4/9	Coral Gables, Fla.	W	4-3
1978	5/9	Statesboro, Ga.	W	6-1
1978	5/10	Statesboro, Ga.	W	7-5
1979	3/22	Coral Gables, Fla.	W	7-4
1979	3/23	Coral Gables, Fla.	W	10-6
1982	5/11	Statesboro, Ga.	L	5-6 (11)
1982	5/12	Statesboro, Ga.	W	14-6
1987	5/21+	Tallahassee, Fla.	L	6-11
1991	5/10	Coral Gables, Fla.	W	4-2
1991	5/11	Coral Gables, Fla.	W	7-0
1991	5/12	Coral Gables, Fla.	W	10-5
1998	5/15	Coral Gables, Fla.	W	7-1
1998	5/16	Coral Gables, Fla.	W	13-0
1998	5/17	Coral Gables, Fla.	L	1-2

**Coral Gables:** Miami leads, 9-1  
**Statesboro:** Georgia Southern leads, 6-4  
**Neutral Site:** Georgia Southern leads, 3-1

## GEORGIA STATE

### MIAMI LEADS, 3-0

YEAR	DATE	SITE	W/L	SCORE
1993	3/26	Coral Gables, Fla.	W	13-2
1993	3/27	Coral Gables, Fla.	W	9-6
1993	3/27	Coral Gables, Fla.	W	19-1

**Coral Gables:** Miami leads, 3-0

## GEORGIA TECH

### MIAMI LEADS, 52-35-2

YEAR	DATE	SITE	W/L	SCORE
1958	3/21	Coral Gables, Fla.	W	7-6
1958	3/22	Coral Gables, Fla.	W	7-4
1959	3/25	Coral Gables, Fla.	W	4-3
1959	3/27	Coral Gables, Fla.	T	2-2
1959	3/28	Coral Gables, Fla.	L	3-15
1959	3/28	Coral Gables, Fla.	L	0-4
1960	3/24	Coral Gables, Fla.	W	5-1
1960	3/26	Coral Gables, Fla.	W	4-2
1961	3/23	Coral Gables, Fla.	W	10-3
1961	3/25	Coral Gables, Fla.	T	5-5
1965	4/12	Atlanta, Ga.	W	5-1
1965	4/13	Atlanta, Ga.	W	2-1
1966	5/13	Atlanta, Ga.	W	4-1
1966	5/14	Atlanta, Ga.	L	3-5
1967	4/21	Atlanta, Ga.	L	2-6
1967	4/22	Atlanta, Ga.	L	1-2
1967	4/22	Atlanta, Ga.	L	2-4
1971	5/27+	Gastonia, N.C.	W	4-3
1971	5/29+	Gastonia, N.C.	L	3-5
1978	4/16	Atlanta, Ga.	W	18-3
1982	5/14	Atlanta, Ga.	W	10-7
1982	5/15	Atlanta, Ga.	W	13-3
1983	2/21	Coral Gables, Fla.	L	1-4
1983	2/22	Coral Gables, Fla.	W	10-7
1983	2/23	Coral Gables, Fla.	W	10-4
1986	5/25+	Coral Gables, Fla.	W	7-6 (10)
1986	5/26+	Coral Gables, Fla.	W	15-9 (10)
1988	5/28+	Coral Gables, Fla.	W	4-2
1989	5/26+	Gainesville, Fla.	L	7-9
1991	5/17	Atlanta, Ga.	L	5-9
1991	5/18	Atlanta, Ga.	W	10-7
1991	5/19	Atlanta, Ga.	W	7-1
1992	5/15	Coral Gables, Fla.	W	6-2
1992	5/16	Coral Gables, Fla.	W	4-3
1992	5/17	Coral Gables, Fla.	W	6-5 (13)
1997	4/4	Coral Gables, Fla.	W	10-1
1997	4/5	Coral Gables, Fla.	W	9-4
1997	4/6	Coral Gables, Fla.	W	12-0
1998	4/24	Atlanta, Ga.	L	7-22
1998	4/25	Atlanta, Ga.	W	8-5
1998	4/26	Atlanta, Ga.	W	9-8
2000	5/6	Coral Gables, Fla.	L	2-10
2000	5/7	Coral Gables, Fla.	W	3-2
2000	5/8	Coral Gables, Fla.	W	7-5
2002	5/10	Atlanta, Ga.	L	6-7
2002	5/11	Atlanta, Ga.	W	10-2
2002	5/12	Atlanta, Ga.	L	8-16

2003	3/28	Coral Gables, Fla.	W	7-6
2003	3/29	Coral Gables, Fla.	W	13-8
2003	3/30	Coral Gables, Fla.	W	17-16
2004	4/2	Atlanta, Ga.	L	4-17
2004	4/3	Atlanta, Ga.	W	9-7
2004	4/4	Atlanta, Ga.	W	16-13
2005	3/25	Coral Gables, Fla.	W	20-1
2005	3/26	Coral Gables, Fla.	L	7-17
2005	3/27	Coral Gables, Fla.	L	10-11
2006	5/18	Atlanta, Ga.	W	8-7
2006	5/19	Atlanta, Ga.	L	5-14
2006	5/20	Atlanta, Ga.	L	7-12
2006	5/24%	Jacksonville, Fla.	L	1-2
2006	5/26%	Jacksonville, Fla.	L	4-7
2007	4/6	Coral Gables, Fla.	L	2-9
2007	4/7	Coral Gables, Fla.	W	5-2
2007	4/8	Coral Gables, Fla.	W	8-7
2008	4/12	Atlanta, Ga.	W	10-5
2008	4/12	Atlanta, Ga.	W	15-5
2008	4/13	Atlanta, Ga.	W	9-3
2008	5/22%	Jacksonville, Fla.	W	15-12
2009	3/27	Coral Gables, Fla.	L	9-13
2009	3/28	Coral Gables, Fla.	L	4-6
2009	3/29	Coral Gables, Fla.	W	6-2
2009	5/20%	Durham, N.C.	W	8-6
2010	5/14	Atlanta, Ga.	L	3-14
2010	5/15	Atlanta, Ga.	W	9-2
2010	5/16	Atlanta, Ga.	L	3-6
2011	3/25	Coral Gables, Fla.	L	3-8
2011	3/26	Coral Gables, Fla.	L	3-12
2011	3/27	Coral Gables, Fla.	L	1-3
2012	5/17	Atlanta, Ga.	W	5-4
2012	5/18	Atlanta, Ga.	W	8-6
2012	5/19	Atlanta, Ga.	L	1-2
2012	5/27%	Greensboro, N.C.	L	5-8
2013	5/16	Coral Gables, Fla.	W	8-3
2013	5/17	Coral Gables, Fla.	W	11-7
2013	5/18	Coral Gables, Fla.	L	1-10
2014	3/14	Atlanta, Ga.	W	10-8
2014	3/15	Atlanta, Ga.	L	7-13 (G1)
2014	3/15	Atlanta, Ga.	L	2-3 (10) (G2)
2014	5/21%	Greensboro, N.C.	L	3-6

**Coral Gables:** Miami leads, 28-13-2  
**Atlanta:** Miami leads, 21-16  
**Neutral Site:** Georgia Tech leads, 6-3

## GEORGIA-ATLANTA

### MIAMI LEADS, 1-0

YEAR	DATE	SITE	W/L	SCORE
1953	3/27	Coral Gables, Fla.	W	9-5

**Coral Gables:** Miami leads, 1-0

## GLASSBORO STATE

### MIAMI STATE LEADS, 2-1

YEAR	DATE	SITE	W/L	SCORE
1978	3/28	Coral Gables, Fla.	W	7-6
1979	3/28	Coral Gables, Fla.	L	1-3
1979	3/29	Coral Gables, Fla.	W	9-4

**Coral Gables:** Miami leads, 2-1

## HARVARD

### MIAMI LEADS, 8-1

YEAR	DATE	SITE	W/L	SCORE
1974	6/7#	Omaha, Neb.	W	4-1
1997	3/27	Coral Gables, Fla.	W	10-2
1997	3/28	Coral Gables, Fla.	W	22-4
1997	3/29	Coral Gables, Fla.	L	6-9
1998	3/27	Coral Gables, Fla.	W	7-0
1998	3/28	Coral Gables, Fla.	W	13-0
1998	3/29	Coral Gables, Fla.	W	9-2
2000	3/30	Coral Gables, Fla.	W	6-0
2003	3/26	Homestead, Fla.	W	10-9

**Coral Gables:** Miami leads, 6-1  
**Neutral Site:** Miami leads, 2-0

## HAVANA

### MIAMI LEADS, 2-0

YEAR	DATE	SITE	W/L	SCORE
1951	5/11	Coral Gables, Fla.	W	10-1
1951	5/12	Coral Gables, Fla.	W	11-1

**Coral Gables:** Miami leads, 2-0

## HAWAII

### MIAMI LEADS, 3-2

YEAR	DATE	SITE	W/L	SCORE
1980	6/3#	Omaha, Neb.	L	3-9
1997	1/16	Honolulu, Hawaii	L	2-3
1997	1/17	Honolulu, Hawaii	W	14-7
1997	1/18	Honolulu, Hawaii	W	10-7
1997	1/19	Honolulu, Hawaii	W	13-11

**Honolulu:** Miami leads, 3-1  
**Neutral Site:** Hawaii leads, 1-0

## HIGH POINT

### MIAMI LEADS, 3-0

YEAR	DATE	SITE	W/L	SCORE
2005	2/4	Coral Gables, Fla.	W	12-5
2005	2/5	Coral Gables, Fla.	W	7-6 (10)
2005	2/6	Coral Gables, Fla.	W	10-1

**Coral Gables:** Miami leads, 3-0

## HOFSTRA

### MIAMI LEADS, 2-1

YEAR	DATE	SITE	W/L	SCORE
2011	5/6	Coral Gables, Fla.	W	16-4
2011	5/7	Coral Gables, Fla.	W	9-3
2011	5/8	Coral Gables, Fla.	L	0-5

**Coral Gables:** Miami leads, 2-1

## HONDURAS

### MIAMI LEADS, 3-0

YEAR	DATE	SITE	W/L	SCORE
1970	3/1	Coral Gables, Fla.	W	3-1
1970	3/2	Coral Gables, Fla.	W	3-2
1970	3/3	Coral Gables, Fla.	W	13-2

**Coral Gables:** Miami leads, 3-0

## HOUSTON

### HOUSTON LEADS, 1-0

YEAR	DATE	SITE	W/L	SCORE
2002	3/3	Fullerton, Calif.	L	6-8

**Neutral Site:** Houston leads, 1-0

## HOWARD

### MIAMI LEADS, 2-0

YEAR	DATE	SITE	W/L	SCORE
1978	3/27	Coral Gables, Fla.	W	12-2
1979	4/8	Coral Gables, Fla.	W	10-4

**Coral Gables:** Miami leads, 2-0





# SERIES RESULTS

## ILLINOIS

### MIAMI LEADS, 15-3

YEAR	DATE	SITE	W/L	SCORE
1992	3/10	Coral Gables, Fla.	L	5-14
1992	3/11	Coral Gables, Fla.	W	7-1
1993	2/12	Coral Gables, Fla.	W	8-3
1993	2/13	Coral Gables, Fla.	W	4-3 (13)
1993	2/14	Coral Gables, Fla.	L	4-6
1994	3/5	Coral Gables, Fla.	W	7-1
1994	3/6	Coral Gables, Fla.	W	6-2
1995	3/3	Coral Gables, Fla.	W	4-2
1995	3/4	Coral Gables, Fla.	W	16-0
1995	3/5	Coral Gables, Fla.	L	4-7
1996	3/1	Coral Gables, Fla.	W	14-10
1996	3/2	Coral Gables, Fla.	W	10-0
1996	3/3	Coral Gables, Fla.	W	6-4
1997	3/14	Coral Gables, Fla.	W	5-2
1997	3/15	Coral Gables, Fla.	W	12-1
1997	3/16	Coral Gables, Fla.	W	3-2
1998	3/6	Coral Gables, Fla.	W	15-1
1998	3/8	Coral Gables, Fla.	W	12-7

Coral Gables: Miami leads, 15-3

## ILLINOIS STATE

### MIAMI LEADS, 6-2

YEAR	DATE	SITE	W/L	SCORE
1992	3/13	Coral Gables, Fla.	W	10-2
1992	3/14	Coral Gables, Fla.	W	3-0
1997	3/12	Coral Gables, Fla.	W	17-3
2011	3/8	Coral Gables, Fla.	W	5-4 (11)
2011	3/9	Coral Gables, Fla.	L	2-9
2012	3/3	Coral Gables, Fla.	W	11-6
2013	3/12	Coral Gables, Fla.	L	6-17
2013	3/13	Coral Gables, Fla.	W	9-2

Coral Gables: Miami leads, 6-2

## ILLINOIS-CHICAGO

### MIAMI LEADS, 5-0

YEAR	DATE	SITE	W/L	SCORE
1983	3/23	Coral Gables, Fla.	W	5-3
1983	3/24	Coral Gables, Fla.	W	17-3
1983	DATE	SITE	W/L	SCORE
2004	3/19	Coral Gables, Fla.	W	6-3
2004	3/20	Coral Gables, Fla.	W	6-4
2004	3/21	Coral Gables, Fla.	W	13-1

Coral Gables: Miami leads, 5-0

## INDIANA

### MIAMI LEADS, 6-0

YEAR	DATE	SITE	W/L	SCORE
1974	3/11	Coral Gables, Fla.	W	7-4
1974	3/12	Coral Gables, Fla.	W	4-2
1974	3/12	Coral Gables, Fla.	W	7-6
2006	3/3	Coral Gables, Fla.	W	4-0
2006	3/4	Coral Gables, Fla.	W	7-2
2006	3/5	Coral Gables, Fla.	W	6-2

Coral Gables: Miami leads, 6-0

## INDIANA STATE

### MIAMI LEADS, 5-0

YEAR	DATE	SITE	W/L	SCORE
1980	3/12	Coral Gables, Fla.	W	2-0
1980	3/15	Coral Gables, Fla.	W	3-1
1981	3/10	Coral Gables, Fla.	W	2-0
1981	3/11	Coral Gables, Fla.	W	16-1
1981	3/12	Coral Gables, Fla.	W	9-4

Coral Gables: Miami leads, 5-0

## IONA

### MIAMI LEADS, 2-1

YEAR	DATE	SITE	W/L	SCORE
1998	3/18	Coral Gables, Fla.	W	21-4
1999	3/20	Homestead, Fla.	L	3-9
2000	3/15	Coral Gables, Fla.	W	6-1

Coral Gables: Miami leads, 2-0  
Neutral Site: Iona leads, 1-0

## ITHACA

### MIAMI LEADS, 2-0

YEAR	DATE	SITE	W/L	SCORE
1979	3/10	Coral Gables, Fla.	W	11-6
1979	3/11	Coral Gables, Fla.	W	21-0

Coral Gables: Miami leads, 2-0

## JACKSONVILLE

### MIAMI LEADS, 82-18

YEAR	DATE	SITE	W/L	SCORE
1958	5/2	Coral Gables, Fla.	W	6-5
1958	5/3	Coral Gables, Fla.	W	6-0
1959	3/14	Jacksonville, Fla.	L	1-3
1959	3/14	Jacksonville, Fla.	W	9-2
1960	4/16	Coral Gables, Fla.	W	5-4
1960	4/16	Coral Gables, Fla.	W	7-5
1961	4/26	Jacksonville, Fla.	W	14-4
1961	4/26	Jacksonville, Fla.	W	2-0
1962	4/27	Coral Gables, Fla.	W	11-2
1962	4/28	Coral Gables, Fla.	L	1-8
1962	4/28	Coral Gables, Fla.	W	7-2
1963	5/10	Jacksonville, Fla.	W	8-4 (12)
1963	5/11	Jacksonville, Fla.	W	11-3
1963	5/11	Jacksonville, Fla.	W	7-3
1964	4/3	Coral Gables, Fla.	W	7-5
1964	4/4	Coral Gables, Fla.	W	5-1
1964	4/4	Coral Gables, Fla.	W	8-3
1965	4/16	Jacksonville, Fla.	W	9-4
1965	4/17	Jacksonville, Fla.	W	5-0
1965	4/17	Jacksonville, Fla.	W	3-2
1966	4/20	Coral Gables, Fla.	L	6-9 (14)
1966	4/21	Coral Gables, Fla.	W	2-1
1972	2/25	Coral Gables, Fla.	L	5-8
1972	2/26	Coral Gables, Fla.	W	8-3
1973	2/23	Coral Gables, Fla.	W	4-3 (14)
1973	2/24	Coral Gables, Fla.	W	9-8
1973	5/4	Jacksonville, Fla.	L	3-4
1973	5/5	Jacksonville, Fla.	W	15-3
1974	2/22	Coral Gables, Fla.	W	3-2
1974	2/23	Coral Gables, Fla.	W	9-8
1975	2/28	Coral Gables, Fla.	W	1-0 (10)
1975	3/1	Coral Gables, Fla.	W	19-1
1975	5/6	Jacksonville, Fla.	W	5-2
1975	5/7	Jacksonville, Fla.	W	1-0
1976	4/22	Jacksonville, Fla.	W	7-4
1976	4/23	Jacksonville, Fla.	L	0-2
1977	4/2	Coral Gables, Fla.	W	11-3
1977	4/3	Coral Gables, Fla.	L	3-6
1978	3/3	Coral Gables, Fla.	W	7-5
1978	3/4	Coral Gables, Fla.	W	3-1
1978	5/11	Jacksonville, Fla.	L	3-6
1978	5/12	Jacksonville, Fla.	W	7-6
1979	3/7	Jacksonville, Fla.	L	0-6
1979	4/2	Coral Gables, Fla.	W	22-14
1979	4/3	Coral Gables, Fla.	W	5-0
1979	4/3	Coral Gables, Fla.	W	14-5
1980	2/18	Jacksonville, Fla.	W	5-1
1980	2/19	Jacksonville, Fla.	L	6-7
1980	2/19	Jacksonville, Fla.	W	4-0
1980	3/29	Coral Gables, Fla.	W	8-5
1980	3/30	Coral Gables, Fla.	W	12-5
1980	3/31	Coral Gables, Fla.	W	14-2
1981	4/3	Coral Gables, Fla.	W	1-0
1981	4/4	Coral Gables, Fla.	W	4-0
1981	4/4	Coral Gables, Fla.	W	9-6

1986	4/17	Coral Gables, Fla.	W	11-6
1986	4/18	Coral Gables, Fla.	W	10-3
1986	4/19	Coral Gables, Fla.	W	12-1
1993	3/5	Coral Gables, Fla.	W	7-5
1993	3/6	Coral Gables, Fla.	L	2-4
1993	3/7	Coral Gables, Fla.	W	8-6
1994	3/25	Jacksonville, Fla.	L	2-5
1994	3/26	Jacksonville, Fla.	W	5-3
1994	3/27	Jacksonville, Fla.	W	8-6
1995	4/29	Coral Gables, Fla.	W	5-0
1995	4/30	Coral Gables, Fla.	W	12-4
1995	5/1	Coral Gables, Fla.	W	7-4
1996	5/10	Jacksonville, Fla.	W	9-1
1996	5/11	Jacksonville, Fla.	W	15-5
1996	5/12	Jacksonville, Fla.	W	16-2
1997	5/9	Coral Gables, Fla.	W	12-1
1997	5/10	Coral Gables, Fla.	L	14-23
1997	5/11	Coral Gables, Fla.	W	10-1
1998	5/8	Jacksonville, Fla.	W	14-8
1998	5/9	Jacksonville, Fla.	L	8-14
1998	5/10	Jacksonville, Fla.	W	14-6
1999	5/7	Coral Gables, Fla.	W	2-0
1999	5/8	Coral Gables, Fla.	W	12-9
2000	5/12	Jacksonville, Fla.	W	4-2
2000	5/13	Jacksonville, Fla.	W	14-6
2000	5/14	Jacksonville, Fla.	L	7-8
2001	5/4	Coral Gables, Fla.	W	2-3
2001	5/5	Coral Gables, Fla.	W	13-3
2001	5/6	Coral Gables, Fla.	W	6-2
2002	5/17	Coral Gables, Fla.	L	9-11
2002	5/18	Coral Gables, Fla.	W	8-4
2002	5/19	Coral Gables, Fla.	W	10-6
2003	5/9	Jacksonville, Fla.	W	12-2
2003	5/10	Jacksonville, Fla.	L	8-11
2003	5/11	Jacksonville, Fla.	L	4-5
2004	5/7	Coral Gables, Fla.	W	6-4
2004	5/8	Coral Gables, Fla.	W	12-4
2004	5/9	Coral Gables, Fla.	W	7-4
2005	5/6	Coral Gables, Fla.	W	4-2
2005	5/7	Coral Gables, Fla.	W	15-2
2005	5/8	Coral Gables, Fla.	W	6-5
2009	5/29+	Gainesville, Fla.	W	9-4
2009	5/31+	Gainesville, Fla.	W	4-0
2013	6/3+	Gainesville, Fla.	W	7-2
2013	6/5+	Gainesville, Fla.	W	6-3

Coral Gables: Miami leads, 52-7

Jacksonville: Miami leads, 26-11

Neutral Site: Miami leads, 4-0

## JACKSONVILLE N.A.S.

### MIAMI LEADS, 4-2

YEAR	DATE	SITE	W/L	SCORE
1946	4/26	Coral Gables, Fla.	L	7-13
1946	4/27	Coral Gables, Fla.	L	4-6
1948	4/13	Coral Gables, Fla.	W	9-3
1948	4/14	Coral Gables, Fla.	W	9-7
1949	5/18	Coral Gables, Fla.	W	4-3
1949	5/19	Coral Gables, Fla.	W	7-6 (10)

Coral Gables: Miami leads, 4-2

## JAMES MADISON

### MIAMI LEADS, 8-0

YEAR	DATE	SITE	W/L	SCORE
1979	3/5	Coral Gables, Fla.	W	20-8
1980	5/26+	Coral Gables, Fla.	W	10-3
1985	3/10	Coral Gables, Fla.	W	3-2
1987	4/24	Norfolk, Va.	W	4-3
1988	5/28+	Coral Gables, Fla.	W	18-8
1999	2/19	Coral Gables, Fla.	W	13-1
1999	2/20	Coral Gables, Fla.	W	12-3
1999	2/21	Coral Gables, Fla.	W	14-2

Coral Gables: Miami leads, 7-0

Neutral Site: Miami leads, 1-0



# SERIES RESULTS

## LA SALLE

### MIAMI LEADS, 3-1

YEAR	DATE	SITE	W/L	SCORE
1966	4/2	Coral Gables, Fla.	L	1-2
1966	4/4	Coral Gables, Fla.	W	4-3
2004	2/28	Homestead, Fla.	W	17-0
2007	3/7	Coral Gables, Fla.	W	7-2

Coral Gables: Miami leads, 2-1

Neutral Site: Miami leads, 1-0

## LEHIGH

### MIAMI LEADS, 1-0

YEAR	DATE	SITE	W/L	SCORE
2008	3/4	Coral Gables, Fla.	W	9-2

Coral Gables: Miami leads, 1-0

## LEWIS

### MIAMI LEADS, 2-0

YEAR	DATE	SITE	W/L	SCORE
1982	3/17	Coral Gables, Fla.	W	10-4
1982	3/20	Coral Gables, Fla.	W	9-2

Coral Gables: Miami leads, 1-0

## LIBERTY

### MIAMI LEADS, 1-0

YEAR	DATE	SITE	W/L	SCORE
1997	3/19	Coral Gables, Fla.	W	6-0

Coral Gables: Miami leads, 1-0

## LONG BEACH STATE

### MIAMI LEADS, 16-8

YEAR	DATE	SITE	W/L	SCORE
1993	2/19	Coral Gables, Fla.	W	7-3
1993	2/20	Coral Gables, Fla.	L	2-4
1993	2/21	Coral Gables, Fla.	L	8-10
1995	5/18	Long Beach, Calif.	L	1-4
1995	5/19	Long Beach, Calif.	W	6-4
1995	5/20	Long Beach, Calif.	W	3-2
1996	5/24+	Austin, Texas	W	5-2
1998	5/29#	Omaha, Neb.	W	3-1
1998	6/2#	Omaha, Neb.	L	3-6
1999	5/20	Long Beach, Calif.	L	0-12
1999	5/21	Long Beach, Calif.	W	9-7
1999	5/22	Long Beach, Calif.	W	8-6
2000	4/28	Coral Gables, Fla.	W	6-3
2000	4/29	Coral Gables, Fla.	W	12-2
2000	4/30	Coral Gables, Fla.	L	4-6
2002	4/19	Coral Gables, Fla.	W	9-6
2002	4/20	Coral Gables, Fla.	W	10-6
2002	4/21	Coral Gables, Fla.	L	1-10
2003	5/22	Long Beach, Calif.	W	6-4
2003	5/23	Long Beach, Calif.	W	3-2
2003	5/24	Long Beach, Calif.	L	3-9
2004	5/27	Coral Gables, Fla.	W	8-5
2004	5/28	Coral Gables, Fla.	W	7-3
2004	5/29	Coral Gables, Fla.	W	7-6

Coral Gables: Miami leads, 8-4

Long Beach: Miami leads, 6-3

Neutral Site: Miami leads, 2-1

## LONG ISLAND

### MIAMI LEADS, 1-0

YEAR	DATE	SITE	W/L	SCORE
1979	3/26	Coral Gables, Fla.	W	12-5

Coral Gables: Miami leads, 1-0

## LSU

### MIAMI LEADS, 12-7

YEAR	DATE	SITE	W/L	SCORE
1972	4/5	New Orleans, La.	W	3-0
1975	3/21	Coral Gables, Fla.	L	1-3
1975	3/22	Coral Gables, Fla.	W	9-2
1975	3/23	Coral Gables, Fla.	W	13-0
1975	5/24+	Starkville, Miss.	W	8-1
1977	3/7	Baton Rouge, La.	L	1-4
1977	3/8	Baton Rouge, La.	W	6-4
1977	3/9	New Orleans, La.	L	0-1
1977	3/10	New Orleans, La.	W	2-1
1984	4/20	Coral Gables, Fla.	W	14-0
1984	4/21	Coral Gables, Fla.	W	6-5
1984	4/22	Coral Gables, Fla.	L	9-10
1986	6/5#	Omaha, Neb.	W	4-3
1987	2/20	New Orleans, La.	W	7-2
1989	6/3#	Omaha, Neb.	W	5-2
1989	6/6#	Omaha, Neb.	L	3-6
1991	3/1	New Orleans, La.	L	3-4
1996	6/8#	Omaha, Neb.	L	8-9
2004	6/19#	Omaha, Neb.	W	9-5

Coral Gables: Miami leads, 4-2

Baton Rouge: Tied, 1-1

Neutral Site: Miami leads, 7-4

## LOUISVILLE

### LOUISVILLE LEADS, 3-1

YEAR	DATE	SITE	W/L	SCORE
2006	2/15	Coral Gables, Fla.	W	13-4
2007	6/1+	Columbia, Mo.	L	7-13
2007	6/3+	Columbia, Mo.	L	7-8
2013	6/1+	Louisville, Ky.	L	4-6

Coral Gables: Miami leads, 1-0

Louisville: Louisville leads, 1-0

Neutral Site: Louisville leads, 2-0

## LOYOLA (MD)

### TIED, 1-1

YEAR	DATE	SITE	W/L	SCORE
1972	4/6	New Orleans, La.	L	3-4 (11)
1972	4/7	New Orleans, La.	W	8-3

Neutral Site: Tied, 1-1

## LYNN

### MIAMI LEADS, 4-0

YEAR	DATE	SITE	W/L	SCORE
1989	4/25	Coral Gables, Fla.	W	5-3
1996	5/1	Coral Gables, Fla.	W	12-4
1998	2/17	Coral Gables, Fla.	W	18-3
2000	1/26	Coral Gables, Fla.	W	5-4

Coral Gables: Miami leads, 4-0

## MAINE

### MIAMI LEADS, 63-13

YEAR	DATE	SITE	W/L	SCORE
1976	4/1	Coral Gables, Fla.	W	3-1
1976	4/2	Coral Gables, Fla.	W	8-2
1976	4/3	Coral Gables, Fla.	W	7-5
1977	3/22	Coral Gables, Fla.	W	8-1
1977	3/25	Coral Gables, Fla.	W	6-1
1977	3/27	Coral Gables, Fla.	W	8-7
1981	3/17	Coral Gables, Fla.	W	11-4
1981	3/20	Coral Gables, Fla.	W	15-10
1981	3/22	Coral Gables, Fla.	W	15-9
1981	3/25	Coral Gables, Fla.	W	3-2
1981	5/31#	Omaha, Neb.	W	6-1
1982	6/4#	Omaha, Neb.	W	7-2
1982	6/11#	Omaha, Neb.	W	10-4

YEAR	DATE	SITE	W/L	SCORE
1983	3/15	Coral Gables, Fla.	W	14-5
1983	3/18	Coral Gables, Fla.	W	7-5
1983	3/20	Coral Gables, Fla.	W	7-3
1983	3/22	Coral Gables, Fla.	W	6-1
1984	5/6	Orono, Maine	L	1-3
1984	5/6	Orono, Maine	L	0-5
1984	6/3#	Omaha, Neb.	W	13-7
1985	3/8	Coral Gables, Fla.	W	10-1
1985	3/9	Coral Gables, Fla.	W	9-3
1985	3/20	Coral Gables, Fla.	W	5-3
1985	3/23	Coral Gables, Fla.	W	9-4
1985	3/24	Coral Gables, Fla.	L	2-3 (10)
1986	3/7	Coral Gables, Fla.	W	7-6
1986	3/17	Coral Gables, Fla.	W	2-1
1986	3/19	Coral Gables, Fla.	W	9-3
1986	3/22	Coral Gables, Fla.	W	6-2
1986	3/23	Coral Gables, Fla.	L	6-8
1986	5/12	Orono, Maine	W	9-6
1986	5/13	Old Orchard, Maine	L	6-9
1986	5/14	Old Orchard, Maine	W	9-1
1987	3/7	Coral Gables, Fla.	W	14-6
1987	3/8	Coral Gables, Fla.	L	9-10
1987	3/11	Coral Gables, Fla.	W	9-4
1987	3/18	Coral Gables, Fla.	W	5-0
1987	3/23	Coral Gables, Fla.	W	10-4
1988	3/4	Coral Gables, Fla.	W	13-1
1988	3/5	Coral Gables, Fla.	W	10-1
1988	3/18	Coral Gables, Fla.	L	3-6
1988	3/20	Coral Gables, Fla.	W	6-5 (10)
1988	3/20	Coral Gables, Fla.	W	3-2
1988	5/13	Orono, Maine	W	8-1
1988	5/14	Old Orchard, Maine	W	11-3
1988	5/15	Old Orchard, Maine	L	5-6 (13)
1988	5/16	Orono, Maine	W	13-5
1989	3/17	Coral Gables, Fla.	W	8-1
1989	3/18	Coral Gables, Fla.	W	2-0
1989	3/19	Coral Gables, Fla.	L	3-4
1990	5/11	Orono, Maine	L	1-4
1990	5/12	Orono, Maine	L	5-9
1990	5/14	Orono, Maine	L	0-4
1990	5/14	Orono, Maine	W	6-4 (7)
1991	3/13	Coral Gables, Fla.	W	2-1
1991	3/15	Coral Gables, Fla.	W	5-3
1991	3/16	Coral Gables, Fla.	W	9-0
1991	3/17	Coral Gables, Fla.	W	7-0
1992	5/8	Orono, Maine	W	5-1
1992	5/9	Orono, Maine	W	8-7 (10)
1992	5/10	Orono, Maine	W	5-1
1993	3/19	Coral Gables, Fla.	W	6-5
1993	3/20	Coral Gables, Fla.	W	11-10
1995	3/17	Coral Gables, Fla.	W	10-0
1995	3/18	Coral Gables, Fla.	W	12-6
1995	3/19	Coral Gables, Fla.	W	10-3
1996	3/15	Coral Gables, Fla.	W	17-4
1996	3/16	Coral Gables, Fla.	W	10-3
1996	3/17	Coral Gables, Fla.	W	15-3
2004	3/4	Coral Gables, Fla.	W	9-3
2007	3/13	Coral Gables, Fla.	W	4-2
2008	3/12	Coral Gables, Fla.	W	7-5
2013	3/5	Coral Gables, Fla.	W	6-2
2014	2/14	Coral Gables, Fla.	W	6-3
2014	2/15	Coral Gables, Fla.	L	1-3
2014	2/16	Coral Gables, Fla.	W	11-2

Coral Gables: Miami leads, 50-6

Orono: Miami leads, 7-5

Neutral Site: Miami leads, 6-2

## MANHATTAN

### MIAMI LEADS, 5-1

YEAR	DATE	SITE	W/L	SCORE
2006	3/15	Coral Gables, Fla.	W	12-2
2006	6/3+	Lincoln, Neb.	W	8-2
2006	6/4+	Lincoln, Neb.	W	10-4
2010	2/26	Coral Gables, Fla.	W	7-3
2010	2/27	Coral Gables, Fla.	W	18-1
2010	2/28	Coral Gables, Fla.	L	7-12

Coral Gables: Miami leads, 3-1

Neutral Site: Miami leads, 2-0



# SERIES RESULTS

## MARIST

### MIAMI LEADS, 1-0

YEAR	DATE	SITE	W/L	SCORE
1999	3/19	Homestead, Fla.	W	15-1

Neutral Site: Miami leads, 1-0

## MARSHALL

### MIAMI LEADS, 4-0

YEAR	DATE	SITE	W/L	SCORE
1978	5/21+	Coral Gables, Fla.	W	6-0
1978	5/22+	Coral Gables, Fla.	W	5-1
1979	2/16	Coral Gables, Fla.	W	7-5
1979	2/17	Coral Gables, Fla.	W	8-3

Coral Gables: Miami leads, 4-0

## MARYLAND

### MIAMI LEADS, 15-6

YEAR	DATE	SITE	W/L	SCORE
2005	4/29	Coral Gables, Fla.	W	4-3
2005	4/30	Coral Gables, Fla.	W	12-8
2005	5/1	Coral Gables, Fla.	L	9-11
2006	3/24	College Park, Md.	W	10-2
2006	3/25	College Park, Md.	L	4-5
2006	3/26	College Park, Md.	W	3-1
2007	3/16	Coral Gables, Fla.	W	13-3
2007	3/17	Coral Gables, Fla.	W	4-3
2007	3/18	Coral Gables, Fla.	L	4-5
2010	4/30	Coral Gables, Fla.	W	5-1
2010	5/1	Coral Gables, Fla.	W	6-4
2010	5/2	Coral Gables, Fla.	W	9-1
2011	4/15	College Park, Md.	W	10-4
2011	4/17	College Park, Md.	L	2-10
2011	4/17	College Park, Md.	W	5-2
2012	3/23	Coral Gables, Fla.	W	4-1
2012	3/24	Coral Gables, Fla.	W	9-1
2012	3/25	Coral Gables, Fla.	L	4-6
2013	4/12	College Park, Md.	W	1-0 (13)
2013	4/13	College Park, Md.	W	5-3
2013	4/14	College Park, Md.	L	2-7

Coral Gables: Miami leads, 9-3

College Park: Miami leads, 6-3

## UMBC

### MIAMI LEADS, 2-0

YEAR	DATE	SITE	W/L	SCORE
1992	5/22+	Coral Gables, Fla.	W	3-1
2009	3/18	Coral Gables, Fla.	W	11-1

Coral Gables: Miami leads, 2-0

## MASSACHUSETTS

### MIAMI LEADS, 6-1

YEAR	DATE	SITE	W/L	SCORE
1976	3/22	Coral Gables, Fla.	W	10-1
1976	3/25	Coral Gables, Fla.	W	18-6
1977	3/21	Coral Gables, Fla.	W	4-3 (10)
1977	3/24	Coral Gables, Fla.	L	2-3 (11)
1978	3/22	Coral Gables, Fla.	W	3-0
1978	3/25	Coral Gables, Fla.	W	19-4
1995	5/26+	Coral Gables, Fla.	W	3-1

Coral Gables: Miami leads, 6-1

## McNEESE STATE

### MIAMI LEADS, 1-0

YEAR	DATE	SITE	W/L	SCORE
1988	3/30	Coral Gables, Fla.	W	19-1

Coral Gables: Miami leads, 1-0

## MEMPHIS

### MIAMI LEADS, 2-0

YEAR	DATE	SITE	W/L	SCORE
1974	3/13	Coral Gables, Fla.	W	9-3
1974	3/14	Coral Gables, Fla.	W	5-2

Coral Gables: Miami leads, 2-0

## MERCER

### MIAMI LEADS, 27-3

YEAR	DATE	SITE	W/L	SCORE
1967	4/19	Macon, Ga.	W	5-2 (14)
1975	3/14	Coral Gables, Fla.	W	11-0
1975	3/18	Coral Gables, Fla.	L	2-6
1976	3/17	Coral Gables, Fla.	W	4-1
1976	3/18	Coral Gables, Fla.	W	5-4
1976	3/19	Coral Gables, Fla.	W	11-3
1978	4/14	Atlanta, Ga.	W	8-1
1978	4/14	Atlanta, Ga.	W	8-4
1980	5/8	Macon, Ga.	W	9-2
1980	5/9	Macon, Ga.	W	8-2
1980	5/10	Macon, Ga.	W	4-3
1982	2/22	Coral Gables, Fla.	W	15-8
1982	2/23	Coral Gables, Fla.	W	10-2
1982	2/24	Coral Gables, Fla.	W	9-0 (F)
1983	2/28	Coral Gables, Fla.	W	11-10
1983	3/1	Coral Gables, Fla.	W	13-6
1983	3/2	Coral Gables, Fla.	W	7-4
1985	3/18	Coral Gables, Fla.	W	14-2
1985	3/23	Coral Gables, Fla.	W	5-1
1988	2/5	Coral Gables, Fla.	W	9-0
1988	2/6	Coral Gables, Fla.	W	17-7
1988	2/7	Coral Gables, Fla.	W	24-1 (7)
1989	5/12	Coral Gables, Fla.	W	12-3
1989	5/13	Coral Gables, Fla.	W	9-4
1989	5/14	Coral Gables, Fla.	W	10-3
1995	5/5	Coral Gables, Fla.	W	11-5
1995	5/6	Coral Gables, Fla.	W	8-2
1995	5/7	Coral Gables, Fla.	W	6-1
2007	2/2	Coral Gables, Fla.	L	5-6
2008	2/3	Coral Gables, Fla.	L	5-8

Coral Gables: Miami leads, 22-3

Macon: Miami leads, 3-0

Neutral Site: Miami leads, 2-0

## MIAMI (OH)

### MIAMI (OH) LEADS, 4-3

YEAR	DATE	SITE	W/L	SCORE
1977	3/14	Coral Gables, Fla.	L	4-7
1977	3/17	Coral Gables, Fla.	L	4-5
1978	3/18	Coral Gables, Fla.	L	4-7
1980	3/19	Coral Gables, Fla.	W	7-2
1981	3/16	Coral Gables, Fla.	L	1-4
1981	3/19	Coral Gables, Fla.	W	6-0
2012	3/7	Coral Gables, Fla.	W	4-3

Coral Gables: Miami (OH) leads, 4-3

## MICHIGAN

### MIAMI LEADS, 9-2-1

YEAR	DATE	SITE	W/L	SCORE
1958		Coral Gables, Fla.	L	4-5 (11)
1980	6/2#	Omaha, Neb.	W	3-2
1981	3/24	Coral Gables, Fla.	W	3-2 (10)
1981	3/27	Coral Gables, Fla.	W	12-3
1981	3/28	Coral Gables, Fla.	W	10-3
1986	4/4	Minneapolis, Minn.	W	10-5 (7)
1986	4/6	Minneapolis, Minn.	L	5-7 (10)
1993	2/24	Coral Gables, Fla.	W	4-3
1993	2/25	Coral Gables, Fla.	W	8-1
2000	3/17	Coral Gables, Fla.	W	12-5

YEAR	DATE	SITE	W/L	SCORE
2000	3/18	Coral Gables, Fla.	W	10-3
2000	3/19	Coral Gables, Fla.	T	6-6 (10)

Coral Gables: Miami leads, 2-1

Neutral Site: Miami leads, 7-1-1

## MICHIGAN STATE

### MIAMI LEADS, 41-18-2

YEAR	DATE	SITE	W/L	SCORE
1965	3/22	Coral Gables, Fla.	L	1-2
1965	3/23	Coral Gables, Fla.	W	2-1
1965	3/24	Coral Gables, Fla.	L	2-13
1966	3/23	Coral Gables, Fla.	W	6-2
1966	3/24	Coral Gables, Fla.	T	6-6
1967	3/20	Coral Gables, Fla.	L	3-11
1967	3/22	Coral Gables, Fla.	W	5-1
1967	3/25	Coral Gables, Fla.	W	2-1
1967	4/1	Coral Gables, Fla.	W	
1968	3/19	Coral Gables, Fla.	W	5-1
1968	3/23	Coral Gables, Fla.	W	7-4
1968	3/26	Coral Gables, Fla.	W	4-3
1968	3/30	Coral Gables, Fla.	W	2-1
1969	3/17	Coral Gables, Fla.	W	11-0
1969	3/18	Coral Gables, Fla.	W	8-7
1969	3/22	Coral Gables, Fla.	W	3-0
1969	3/28	Coral Gables, Fla.	L	3-4 (11)
1970	3/26	Coral Gables, Fla.	L	1-3
1970	4/1	Coral Gables, Fla.	T	6-6 (10)
1970	4/3	Coral Gables, Fla.	L	6-11
1970	4/4	Coral Gables, Fla.	L	3-5
1971	3/22	Coral Gables, Fla.	L	2-10
1971	3/27	Coral Gables, Fla.	L	0-4
1971	3/31	Coral Gables, Fla.	L	0-6
1971	4/1	Coral Gables, Fla.	W	4-2
1972	3/22	Coral Gables, Fla.	W	6-5 (10)
1972	3/25	Coral Gables, Fla.	W	3-2 (10)
1972	3/29	Coral Gables, Fla.	L	1-6
1972	4/1	Coral Gables, Fla.	W	6-0
1973	3/21	Coral Gables, Fla.	W	15-2
1973	3/22	Coral Gables, Fla.	W	8-1
1973	3/28	Coral Gables, Fla.	L	1-2
1973	3/31	Coral Gables, Fla.	L	6-13
1974	3/23	Coral Gables, Fla.	W	4-1
1974	3/27	Coral Gables, Fla.	W	10-3
1974	3/30	Coral Gables, Fla.	W	13-3
1975	3/15	Coral Gables, Fla.	W	4-2
1975	3/18	Coral Gables, Fla.	W	14-1
1975	3/19	Coral Gables, Fla.	W	6-1
1976	3/20	Coral Gables, Fla.	W	6-2
1976	3/24	Coral Gables, Fla.	W	6-5
1976	3/27	Coral Gables, Fla.	W	9-6
1976	3/29	Coral Gables, Fla.	W	10-0
1976	3/29	Coral Gables, Fla.	W	9-3
1976	3/30	Coral Gables, Fla.	W	13-3
1984	3/21	Coral Gables, Fla.	W	9-7
1984	3/23	Coral Gables, Fla.	W	5-3
1985	3/19	Coral Gables, Fla.	W	11-3
1985	3/22	Coral Gables, Fla.	W	18-5 (7)
1985	3/27	Coral Gables, Fla.	W	6-3
1985	3/29	Coral Gables, Fla.	W	5-1
1985	3/30	Coral Gables, Fla.	L	6-7
1986	3/27	Coral Gables, Fla.	L	2-3
1987	3/25	Coral Gables, Fla.	W	6-3
1988	3/25	Coral Gables, Fla.	L	6-7
1988	3/26	Coral Gables, Fla.	L	4-5
1988	3/27	Coral Gables, Fla.	W	10-8 (10)
1989	3/27	Coral Gables, Fla.	W	7-5
1996	3/6	Coral Gables, Fla.	W	10-3
2000	3/8	Coral Gables, Fla.	L	11-13
2006	3/8	Coral Gables, Fla.	W	9-4

Coral Gables: Miami leads, 41-18-2

## MIDDLE TENNESSEE

### MIAMI LEADS, 4-0

YEAR	DATE	SITE	W/L	SCORE
1973	3/13	Coral Gables, Fla.	W	11-7



# SERIES RESULTS

YEAR	DATE	SITE	W/L	SCORE
1973	3/15	Coral Gables, Fla.	W	8-0
1973	3/16	Coral Gables, Fla.	W	6-3
1981	5/22+	Coral Gables, Fla.	W	2-0

Coral Gables: Miami leads, 4-0

## MINNESOTA

### MIAMI LEADS, 15-3

YEAR	DATE	SITE	W/L	SCORE
1981	5/21+	Coral Gables, Fla.	W	12-0
1986	4/5	Minneapolis, Minn.	L	3-7
1989	3/3	Coral Gables, Fla.	W	5-4
1989	3/4	Coral Gables, Fla.	W	13-4
1989	3/5	Coral Gables, Fla.	W	7-6
1990	3/31	Minneapolis, Minn.	W	3-0 (7)
1991	3/19	Coral Gables, Fla.	W	5-0
1991	3/20	Coral Gables, Fla.	L	0-9
1991	3/24	Coral Gables, Fla.	W	10-2
1994	2/25	Coral Gables, Fla.	W	14-4
1994	2/26	Coral Gables, Fla.	L	0-2
1994	2/27	Coral Gables, Fla.	W	5-2
1994	5/29+	Coral Gables, Fla.	W	11-3
2001	3/3	Minneapolis, Minn.	W	10-1
2002	2/15	Coral Gables, Fla.	W	10-4
2002	2/16	Coral Gables, Fla.	W	21-17
2002	2/17	Coral Gables, Fla.	W	7-6
2004	2/29	Coral Gables, Fla.	W	9-2

Coral Gables: Miami leads, 13-2

Minneapolis: Miami leads, 2-1

## MISSISSIPPI

### MIAMI LEADS, 4-1

YEAR	DATE	SITE	W/L	SCORE
1977	5/21+	Coral Gables, Fla.	W	5-2
2006	6/10\$	Oxford, Miss.	L	9-11
2006	6/11	Oxford, Miss.	W	7-0
2006	6/12	Oxford, Miss.	W	14-9
2008	6/1+	Coral Gables, Fla.	W	11-2

Coral Gables: Miami leads, 2-0

Oxford: Miami leads, 2-1

## MISSISSIPPI STATE

### MIAMI LEADS, 3-1

YEAR	DATE	SITE	W/L	SCORE
1971	5/28+	Gastonia, N.C.	L	3-7
1985	6/8#	Omaha, Neb.	W	6-5
2005	6/4+	Coral Gables, Fla.	W	4-1
2005	6/5+	Coral Gables, Fla.	W	10-4

Coral Gables: Miami leads, 2-0

Neutral Site: Tied, 1-1

## MISSOURI

### MIAMI LEADS, 1-0

YEAR	DATE	SITE	W/L	SCORE
2008	5/31+	Coral Gables, Fla.	W	6-5

Coral Gables: Miami leads, 1-0

## MISSOURI STATE

### MIAMI LEADS, 2-1

YEAR	DATE	SITE	W/L	SCORE
1996	5/26+	Austin, Texas	W	8-2
2003	6/17\$	Omaha, Neb.	W	7-5
2012	6/2+	Coral Gables, Fla.	L	2-12

Coral Gables: Missouri State leads, 1-0

Neutral Site: Miami leads, 2-0

## MONTCLAIR STATE

### MIAMI LEADS, 3-0

YEAR	DATE	SITE	W/L	SCORE
1974	3/25	Coral Gables, Fla.	W	12-3
1974	3/28	Coral Gables, Fla.	W	12-3
1983	3/21	Coral Gables, Fla.	W	11-2

Coral Gables: Miami leads, 3-0

## MOREHEAD STATE

### MIAMI LEADS, 1-0

YEAR	DATE	SITE	W/L	SCORE
1977	5/20+	Coral Gables, Fla.	W	6-1

Coral Gables: Miami leads, 1-0

## MOUNT ST. MARY'S

### MIAMI LEADS, 1-0

YEAR	DATE	SITE	W/L	SCORE
2009	3/4	Coral Gables, Fla.	W	14-3

Coral Gables: Miami leads, 1-0

## MURRAY STATE

### MIAMI LEADS, 1-0

YEAR	DATE	SITE	W/L	SCORE
1975	5/24+	Starkville, Miss.	W	8-7

Neutral Site: Miami leads, 1-0

## NAVY

### MIAMI LEADS, 1-0

YEAR	DATE	SITE	W/L	SCORE
1988	3/8	Coral Gables, Fla.	W	9-2

Coral Gables: Miami leads, 1-0

## NEBRASKA

### NEBRASKA LEADS, 2-0

YEAR	DATE	SITE	W/L	SCORE
2005	6/10\$	Lincoln, Neb.	L	1-3
2005	6/11\$	Lincoln, Neb.	L	3-6

Lincoln: Nebraska leads, 2-0

## NEW HAMPSHIRE

### TIED, 1-1

YEAR	DATE	SITE	W/L	SCORE
1972	3/17	Coral Gables, Fla.	L	4-10
1972	3/18	Coral Gables, Fla.	W	9-3

Coral Gables: Miami leads, 2-0

## NJIT

### MIAMI LEADS, 1-0

YEAR	DATE	SITE	W/L	SCORE
2008	3/19	Coral Gables, Fla.	W	13-1

Coral Gables: Miami leads, 1-0

## NEW ORLEANS

### MIAMI LEADS, 16-9

YEAR	DATE	SITE	W/L	SCORE
1982	2/26	Coral Gables, Fla.	W	9-6

YEAR	DATE	SITE	W/L	SCORE
1982	2/27	Coral Gables, Fla.	L	4-5
1982	2/28	Coral Gables, Fla.	L	6-10
1983	4/28	Coral Gables, Fla.	W	11-5
1983	4/29	Coral Gables, Fla.	L	0-2
1983	4/30	Coral Gables, Fla.	W	9-5
1983	5/1	Coral Gables, Fla.	W	5-4
1983	5/10	New Orleans, La.	L	2-3
1983	5/11	New Orleans, La.	W	6-5
1984	3/1	Coral Gables, Fla.	W	2-0
1984	3/2	Coral Gables, Fla.	L	2-5
1984	3/3	Coral Gables, Fla.	L	9-15
1984	3/4	Coral Gables, Fla.	W	9-3
1985	2/28	Coral Gables, Fla.	W	8-6
1985	3/1	Coral Gables, Fla.	W	10-0
1985	3/2	Coral Gables, Fla.	W	8-3
1985	3/3	Coral Gables, Fla.	W	5-3
1987	4/14	Coral Gables, Fla.	W	9-4
1987	4/15	Coral Gables, Fla.	W	7-5
1987	5/17	Coral Gables, Fla.	L	3-6
1987	5/18	Coral Gables, Fla.	L	5-6
1987	2/21	New Orleans, La.	L	4-5 (10)
1990	4/10	Coral Gables, Fla.	W	5-3
1990	4/11	Coral Gables, Fla.	W	4-2
1991	3/2	New Orleans, La.	W	12-3

Coral Gables: Miami leads, 14-7

New Orleans: Tied, 2-2

## NEW YORK TECH

### MIAMI LEADS, 13-0

YEAR	DATE	SITE	W/L	SCORE
1978	3/15	Coral Gables, Fla.	W	7-1
1978	3/15	Coral Gables, Fla.	W	6-5
1999	3/26	Coral Gables, Fla.	W	12-3
1999	3/27	Coral Gables, Fla.	W	20-0
2000	5/19	Coral Gables, Fla.	W	6-1
2000	5/20	Coral Gables, Fla.	W	9-8
2000	5/21	Coral Gables, Fla.	W	17-3
2001	5/18	Coral Gables, Fla.	W	17-5
2001	5/19	Coral Gables, Fla.	W	14-7
2001	5/20	Coral Gables, Fla.	W	11-1
2002	5/24	Coral Gables, Fla.	W	16-1
2002	5/25	Coral Gables, Fla.	W	4-2
2002	5/26	Coral Gables, Fla.	W	11-5

Coral Gables: Miami leads, 13-0

## NEW YORK UNIVERSITY

### MIAMI LEADS, 2-0

YEAR	DATE	SITE	W/L	SCORE
1966	3/21	Coral Gables, Fla.	W	12-0
1966	3/22	Coral Gables, Fla.	W	16-2

Coral Gables: Miami leads, 2-0

## NEWBERRY

### TIED, 1-1

YEAR	DATE	SITE	W/L	SCORE
1940			W	13-12
1948	4/8	Newberry, S.C.	L	7-13

Newberry: Newberry leads, 1-0

## NIAGARA

### MIAMI LEADS, 1-0

YEAR	DATE	SITE	W/L	SCORE
1988	4/5	Coral Gables, Fla.	W	15-2

Coral Gables: Miami leads, 1-0





# SERIES RESULTS

## NORTH CAROLINA

### MIAMI LEADS, 32-25-1

YEAR	DATE	SITE	W/L	SCORE
1976	3/8	Coral Gables, Fla.	W	10-2
1976	3/9	Coral Gables, Fla.	W	2-1 (10)
1976	3/9	Coral Gables, Fla.	W	2-1
1976	3/10	Coral Gables, Fla.	L	4-6
1982	2/19	Coral Gables, Fla.	W	17-4
1982	2/20	Coral Gables, Fla.	L	5-6
1982	2/1	Coral Gables, Fla.	W	14-4
1987	5/8	Chapel Hill, N.C.	L	3-4
1987	5/9	Chapel Hill, N.C.	W	9-4
1987	5/10	Chapel Hill, N.C.	W	10-2
1993	5/22	Chapel Hill, N.C.	L	1-3
1995	2/10	Kissimmee, Fla.	W	12-1
1995	5/28+	Coral Gables, Fla.	W	8-4
1998	3/20	Coral Gables, Fla.	W	1-0
1998	3/21	Coral Gables, Fla.	W	8-2
1998	3/22	Coral Gables, Fla.	W	4-2
1998	5/22+	Coral Gables, Fla.	L	5-6
1998	5/24+	Coral Gables, Fla.	W	7-4
2000	1/30	Orlando, Fla.	L	0-9
2002	4/26	Chapel Hill, N.C.	L	4-5
2002	4/27	Chapel Hill, N.C.	W	4-3
2002	4/28	Chapel Hill, N.C.	L	4-5
2004	5/14	Coral Gables, Fla.	L	1-4
2004	5/15	Coral Gables, Fla.	W	4-3
2004	5/16	Coral Gables, Fla.	L	0-2
2005	4/15	Chapel Hill, N.C.	W	17-7
2005	4/16	Chapel Hill, N.C.	W	18-9
2005	4/17	Chapel Hill, N.C.	T	7-7 (10)
2006	4/7	Coral Gables, Fla.	L	7-8
2006	4/8	Coral Gables, Fla.	W	9-7
2006	4/9	Coral Gables, Fla.	L	6-8
2007	3/9	Chapel Hill, N.C.	L	5-7
2007	3/10	Chapel Hill, N.C.	L	1-3
2007	3/11	Chapel Hill, N.C.	L	7-11
2008	5/15	Coral Gables, Fla.	W	12-2
2008	5/16	Coral Gables, Fla.	L	6-10
2008	5/17	Coral Gables, Fla.	L	11-12
2009	4/17	Chapel Hill, N.C.	L	0-3
2009	4/18	Chapel Hill, N.C.	L	4-5 (10)
2009	4/19	Chapel Hill, N.C.	L	1-4
2010	4/16	Coral Gables, Fla.	W	7-5
2010	4/17	Coral Gables, Fla.	W	11-1
2010	4/18	Coral Gables, Fla.	W	8-7 (8)
2011	4/23	Chapel Hill, N.C.	W	13-6 (10)
2011	4/24	Chapel Hill, N.C.	W	5-3
2011	4/25	Chapel Hill, N.C.	L	1-8
2011	5/26%	Durham, N.C.	W	7-5
2012	4/6	Coral Gables, Fla.	W	8-0
2012	4/7	Coral Gables, Fla.	W	4-3 (14)
2012	4/8	Coral Gables, Fla.	W	4-0
2012	5/24%	Greensboro, N.C.	W	5-3
2013	3/15	Chapel Hill, N.C.	W	4-1
2013	3/16	Chapel Hill, N.C.	L	2-14
2013	3/17	Chapel Hill, N.C.	L	1-4
2013	5/23%	Durham, N.C.	L	10-0 (8)
2014	5/16	Coral Gables, Fla.	W	6-5 (16) (G1)
2014	5/16	Coral Gables, Fla.	L	2-11 (G2)
2014	5/17	Coral Gables, Fla.	W	2-0

Coral Gables: Miami leads, 21-10  
Chapel Hill: North Carolina leads, 13-8-1  
Neutral Site: Miami leads, 3-2

## NC STATE

### MIAMI LEADS, 30-13

YEAR	DATE	SITE	W/L	SCORE
1989	5/19	Chapel Hill, N.C.	W	7-4
1990	5/28+	Coral Gables, Fla.	W	6-1
1991	3/5	Coral Gables, Fla.	W	11-3
1991	3/6	Coral Gables, Fla.	L	2-4
1992	5/24	Coral Gables, Fla.	W	5-4
1993	5/21	Chapel Hill, N.C.	L	7-14
1999	4/9	Coral Gables, Fla.	W	7-4
1999	4/10	Coral Gables, Fla.	L	9-13
1999	4/11	Coral Gables, Fla.	W	7-6
2000	4/21	Durham, N.C.	W	12-0

YEAR	DATE	SITE	W/L	SCORE
2000	4/22	Raleigh, N.C.	W	19-1
2000	4/23	Raleigh, N.C.	L	4-5
2003	6/7\$	Coral Gables, Fla.	W	10-9
2003	6/8\$	Coral Gables, Fla.	W	11-5 (11)
2004	6/5+	Coral Gables, Fla.	W	19-5
2005	3/4	Coral Gables, Fla.	W	6-1
2005	3/5	Coral Gables, Fla.	L	5-11
2005	3/6	Coral Gables, Fla.	W	13-7
2005	5/25%	Jacksonville, Fla.	L	1-2
2006	4/28	Raleigh, N.C.	L	2-9
2006	4/29	Raleigh, N.C.	W	9-6
2006	4/30	Raleigh, N.C.	W	12-10
2007	4/13	Coral Gables, Fla.	L	3-5
2007	4/14	Coral Gables, Fla.	W	5-1
2007	4/15	Coral Gables, Fla.	L	9-19
2008	3/14	Raleigh, N.C.	W	12-5
2008	3/15	Raleigh, N.C.	W	2-1
2008	3/16	Raleigh, N.C.	L	10-11
2008	5/24%	Jacksonville, Fla.	W	5-2
2009	3/6	Coral Gables, Fla.	W	7-6 (12)
2009	3/7	Coral Gables, Fla.	W	4-0
2009	3/8	Coral Gables, Fla.	W	9-7
2010	3/26	Raleigh, N.C.	W	6-5
2010	3/27	Raleigh, N.C.	L	6-7 (11)
2010	3/28	Raleigh, N.C.	W	4-0
2011	4/8	Coral Gables, Fla.	W	4-1
2011	4/9	Coral Gables, Fla.	W	14-13 (10)
2011	4/10	Coral Gables, Fla.	W	3-0
2012	3/23%	Greensboro, N.C.	L	2-3
2013	5/24%	Durham, N.C.	L	1-7
2014	3/28	Raleigh, N.C.	W	2-1
2014	3/29	Raleigh, N.C.	W	2-1
2014	3/30	Raleigh, N.C.	W	12-5

Coral Gables: Miami leads, 17-5  
Raleigh: Miami leads, 10-4  
Neutral Site: NC State leads, 4-3

## NORTH FLORIDA

### MIAMI LEADS, 4-2

YEAR	DATE	SITE	W/L	SCORE
1990	4/6	Coral Gables, Fla.	W	3-1
1991	4/9	Coral Gables, Fla.	W	8-7
1992	4/15	Coral Gables, Fla.	W	3-2
2007	4/18	Coral Gables, Fla.	L	2-3
2008	5/13	Coral Gables, Fla.	W	5-2
2009	4/28	Coral Gables, Fla.	L	1-10

Coral Gables: Miami leads, 4-2

## NORTHEASTERN

### MIAMI LEADS, 10-0

YEAR	DATE	SITE	W/L	SCORE
1990	3/28	Coral Gables, Fla.	W	12-1
1991	3/29	Coral Gables, Fla.	W	9-3
1991	3/30	Coral Gables, Fla.	W	17-4 (7)
1991	3/30	Coral Gables, Fla.	W	8-1
1994	3/29	Coral Gables, Fla.	W	2-0
1995	3/29	Coral Gables, Fla.	W	11-4
2001	3/23	Coral Gables, Fla.	W	5-3
2001	3/24	Coral Gables, Fla.	W	5-2
2001	3/25	Coral Gables, Fla.	W	5-3
2005	3/2	Coral Gables, Fla.	W	5-1

Coral Gables: Miami leads, 10-0

## NORTHERN IOWA

### MIAMI LEADS, 2-0

YEAR	DATE	SITE	W/L	SCORE
1973	3/27	Coral Gables, Fla.	W	17-1
1973	3/30	Coral Gables, Fla.	W	6-4

Coral Gables: Miami leads, 2-0

## NORTHWESTERN

### MIAMI LEADS, 2-0

YEAR	DATE	SITE	W/L	SCORE
2000	3/22	Coral Gables, Fla.	W	4-2
2002	3/26	Coral Gables, Fla.	W	5-3

Coral Gables: Miami leads, 2-0

## NOTRE DAME

### MIAMI LEADS, 14-5

YEAR	DATE	SITE	W/L	SCORE
1970	3/30	Coral Gables, Fla.	W	7-3 (7)
1970	3/30	Coral Gables, Fla.	W	6-2 (7)
1989	3/8	Coral Gables, Fla.	L	2-4
1992	3/27	Coral Gables, Fla.	L	1-2
1992	3/28	Coral Gables, Fla.	W	18-6
1992	3/29	Coral Gables, Fla.	W	6-5 (11)
1992	5/23+	Coral Gables, Fla.	L	3-6
1992	5/25+	Coral Gables, Fla.	W	5-1
1994	4/2	South Bend, Ind.	W	19-7
1994	4/2	South Bend, Ind.	W	5-2
1994	4/3	South Bend, Ind.	W	4-2
1995	3/24	Coral Gables, Fla.	W	9-4
1995	3/25	Coral Gables, Fla.	W	12-4
1995	3/26	Coral Gables, Fla.	L	2-5
1998	2/20	Coral Gables, Fla.	W	18-3
1998	2/21	Coral Gables, Fla.	W	27-2
1998	2/22	Coral Gables, Fla.	W	17-3
1999	5/11	South Bend, Ind.	W	5-3
1999	5/12	South Bend, Ind.	L	0-1

Coral Gables: Miami leads, 10-4  
South Bend: Miami leads, 4-1

## NOVA SOUTHEASTERN

### MIAMI LEADS, 4-0

YEAR	DATE	SITE	W/L	SCORE
1990	4/27	Coral Gables, Fla.	W	19-2
1992	4/29	Coral Gables, Fla.	W	12-5
1993	4/21	Coral Gables, Fla.	W	9-4
1996	4/2	Coral Gables, Fla.	W	13-2

Coral Gables: Miami leads, 4-0

## OHIO STATE

### OHIO STATE LEADS, 15-12-2

YEAR	DATE	SITE	W/L	SCORE
1959	3/21	Coral Gables, Fla.	L	0-4
1961	3/18	Coral Gables, Fla.	W	6-5
1961	3/18	Coral Gables, Fla.	T	2-2
1961	3/21	Coral Gables, Fla.	T	4-4
1961	3/22	Coral Gables, Fla.	L	4-6
1962	3/19	Coral Gables, Fla.	W	4-1
1962	3/20	Coral Gables, Fla.	L	8-12
1962	3/21	Coral Gables, Fla.	W	7-3
1963	3/16	Coral Gables, Fla.	L	3-4 (11)
1964	3/23	Coral Gables, Fla.	L	7-10
1964	3/24	Coral Gables, Fla.	L	4-8
1964	3/25	Coral Gables, Fla.	L	1-3
1964	3/28	Coral Gables, Fla.	L	2-4
1966	3/19	Coral Gables, Fla.	L	3-10
1966	3/19	Coral Gables, Fla.	W	7-6
1966	3/26	Coral Gables, Fla.	L	0-5
1968	3/20	Coral Gables, Fla.	L	1-3
1968	3/22	Coral Gables, Fla.	L	1-3
1970	3/25	Coral Gables, Fla.	L	5-12
1971	3/23	Coral Gables, Fla.	W	7-6
1971	3/26	Coral Gables, Fla.	W	12-2
1972	3/21	Coral Gables, Fla.	W	13-3
1972	3/24	Coral Gables, Fla.	L	4-7
1973	3/19	Coral Gables, Fla.	W	6-5
1973	3/23	Coral Gables, Fla.	W	10-4
1974	3/19	Coral Gables, Fla.	W	16-1
1974	3/22	Coral Gables, Fla.	W	5-0
1999	3/6	Coral Gables, Fla.	W	23-3
2009	3/24	Coral Gables, Fla.	L	1-7





# SERIES RESULTS

Coral Gables: Ohio State leads, 15-12-2

## OKLAHOMA

### OKLAHOMA LEADS, 2-1

YEAR	DATE	SITE	W/L	SCORE
1974	6/10#	Omaha, Neb.	W	5-1
1976	5/28+	Arlington, Texas	L	3-11
1985	4/6	Oklahoma City, Okla.	L	1-7

Neutral Site: Oklahoma leads, 2-1

## OKLAHOMA STATE

### MIAMI LEADS, 5-4

YEAR	DATE	SITE	W/L	SCORE
1979	3/12	Coral Gables, Fla.	L	1-2
1979	3/15	Coral Gables, Fla.	W	6-0
1980	3/14	Coral Gables, Fla.	W	2-1
1981	6/3#	Omaha, Neb.	L	6-12
1985	6/6#	Omaha, Neb.	W	2-1
1986	5/31#	Omaha, Neb.	W	6-2
2001	2/11	Coral Gables, Fla.	L	3-9
2013	5/31+	Louisville, Ky.	W	7-0
2013	6/2+	Louisville, Ky.	L	1-7

Coral Gables: Tied, 2-2

Neutral Site: Miami leads, 3-2

## ORAL ROBERTS

### MIAMI LEADS, 9-4

YEAR	DATE	SITE	W/L	SCORE
1978	6/5#	Omaha, Neb.	W	5-3
1984	5/14	Tulsa, Okla.	W	13-4
1984	5/15	Tulsa, Okla.	L	3-4
1997	5/15	Coral Gables, Fla.	W	20-3
1997	5/16	Coral Gables, Fla.	W	7-3
1997	5/17	Coral Gables, Fla.	W	7-3
2003	4/4	Coral Gables, Fla.	W	8-5
2003	4/5	Coral Gables, Fla.	L	1-18
2003	4/6	Coral Gables, Fla.	W	11-8
2005	3/31	Coral Gables, Fla.	W	1-0
2005	4/1	Coral Gables, Fla.	W	17-6
2005	4/2	Coral Gables, Fla.	L	3-4
2005	4/3	Coral Gables, Fla.	L	8-12

Coral Gables: Miami leads, 7-3

Tulsa: Tied, 1-1

Neutral Site: Miami leads, 1-0

## OREGON STATE

### TIED, 1-1

YEAR	DATE	SITE	W/L	SCORE
2006	6/17#	Omaha, Neb.	W	11-1
2006	6/20#	Omaha, Neb.	L	1-8

Neutral Site: Tied, 1-1

## PACE

### MIAMI LEADS, 10-0

YEAR	DATE	SITE	W/L	SCORE
1969	4/7	Coral Gables, Fla.	W	11-4
1969	4/11	Coral Gables, Fla.	W	11-4
1969	4/12	Coral Gables, Fla.	W	3-1
1971	4/16	Coral Gables, Fla.	W	9-1
1989	3/15	Coral Gables, Fla.	W	6-3
1992	3/15	Coral Gables, Fla.	W	12-0
1994	3/9	Coral Gables, Fla.	W	8-2
2003	5/2	Coral Gables, Fla.	W	27-1
2003	5/3	Coral Gables, Fla.	W	23-1
2003	5/4	Coral Gables, Fla.	W	20-2

Coral Gables: Miami leads, 10-0

## PENN STATE

### MIAMI LEADS, 7-0

YEAR	DATE	SITE	W/L	SCORE
1970	3/23	Coral Gables, Fla.	W	5-4
1971	3/29	Coral Gables, Fla.	W	10-1
1971	4/1	Coral Gables, Fla.	W	6-5
2004	3/27	Coral Gables, Fla.	W	6-1
2004	3/27	Coral Gables, Fla.	W	1-0
2004	3/28	Coral Gables, Fla.	W	11-3
2008	3/11	Coral Gables, Fla.	W	10-0

Coral Gables: Miami leads, 7-0

## PENNSYLVANIA

### MIAMI LEADS, 1-0

YEAR	DATE	SITE	W/L	SCORE
1991	3/14	Coral Gables, Fla.	W	9-3

Coral Gables: Miami leads, 1-0

## PEPPERDINE

### PEPPERDINE LEADS, 1-0

YEAR	DATE	SITE	W/L	SCORE
1979	6/2#	Omaha, Neb.	L	3-9

Neutral Site: Pepperdine leads, 1-0

## PITTSBURGH

### MIAMI LEADS, 9-0

YEAR	DATE	SITE	W/L	SCORE
1969	3/25	Coral Gables, Fla.	W	8-2
1969	3/26	Coral Gables, Fla.	W	8-2
1969	3/30	Coral Gables, Fla.	W	3-1
2001	3/7	Coral Gables, Fla.	W	6-2
2005	3/8	Coral Gables, Fla.	W	3-0
2009	3/11	Coral Gables, Fla.	W	11-6
2014	4/11	Coral Gables, Fla.	W	12-2
2014	4/12	Coral Gables, Fla.	W	1-0
2014	4/13	Coral Gables, Fla.	W	7-2

Coral Gables: Miami leads, 9-0

## PORTLAND

### MIAMI LEADS, 1-0

YEAR	DATE	SITE	W/L	SCORE
1991	5/23+	Fresno, Calif.	W	13-1

Neutral Site: Miami leads, 1-0

## PRINCETON

### MIAMI LEADS, 4-0

YEAR	DATE	SITE	W/L	SCORE
1985	5/24+	Coral Gables, Fla.	W	22-6
1999	3/12	Coral Gables, Fla.	W	16-1
1999	3/13	Coral Gables, Fla.	W	16-1
1999	3/14	Coral Gables, Fla.	W	15-6

Coral Gables: Miami leads, 4-0

## PROVIDENCE

### MIAMI LEADS, 1-0

YEAR	DATE	SITE	W/L	SCORE
1992	3/5	Coral Gables, Fla.	W	4-0

Coral Gables: Miami leads, 1-0

## PURDUE

### MIAMI LEADS, 1-0

YEAR	DATE	SITE	W/L	SCORE
1988	3/6	Coral Gables, Fla.	W	8-7

Coral Gables: Miami leads, 1-0

## RHODE ISLAND

### RHODE ISLAND LEADS, 1-0

YEAR	DATE	SITE	W/L	SCORE
2009	3/3	Coral Gables, Fla.	L	0-3

Coral Gables: Rhode Island leads, 1-0

## RICE

### MIAMI LEADS, 5-2

YEAR	DATE	SITE	W/L	SCORE
1985	3/5	Coral Gables, Fla.	W	7-3
1985	3/6	Coral Gables, Fla.	W	11-3
1993	5/7	Coral Gables, Fla.	W	6-5
1993	5/8	Coral Gables, Fla.	W	13-5
1993	5/9	Coral Gables, Fla.	L	2-3
1999	6/11#	Omaha, Neb.	W	8-4
2006	6/19#	Omaha, Neb.	L	2-3

Coral Gables: Miami leads, 4-1

Neutral Site: Tied, 1-1

## RICHMOND

### MIAMI LEADS, 1-0

YEAR	DATE	SITE	W/L	SCORE
1997	5/22+	Coral Gables, Fla.	W	11-4

Coral Gables: Miami leads, 1-0

## RIDER

### MIAMI LEADS, 1-0

YEAR	DATE	SITE	W/L	SCORE
1994	5/27+	Coral Gables, Fla.	W	17-4

Coral Gables: Miami leads, 1-0

## ROLLINS

### ROLLINS LEADS, 51-36

YEAR	DATE	SITE	W/L	SCORE
1940			L	2-16
1940			L	5-13
1947	4/11	Winter Park, Fla.	L	2-4
1947	5/3	Coral Gables, Fla.	W	6-3
1947	5/3	Coral Gables, Fla.	W	9-8
1948	4/2	Winter Park, Fla.	L	3-4
1948	4/3	Winter Park, Fla.	L	4-8
1948	4/30	Coral Gables, Fla.	L	6-8 (10)
1948	5/1	Coral Gables, Fla.	L	1-2
1949	4/15	Winter Park, Fla.	L	1-13
1949	4/16	Winter Park, Fla.	L	0-3
1949	5/6	Coral Gables, Fla.	L	0-2
1949	5/7	Coral Gables, Fla.	W	5-4
1950	4/14	Coral Gables, Fla.	W	4-0
1950	4/15	Coral Gables, Fla.	L	1-6
1950	5/5	Winter Park, Fla.	L	8-10
1950	5/6	Winter Park, Fla.	L	1-7
1951	3/30	Coral Gables, Fla.	W	5-4
1951	3/31	Coral Gables, Fla.	W	4-3
1951	4/27	Winter Park, Fla.	W	5-2
1951	4/29	Winter Park, Fla.	W	7-6
1952	4/25	Winter Park, Fla.	L	1-4
1952	4/26	Winter Park, Fla.	W	7-1
1952	4/28	Coral Gables, Fla.	W	7-6
1952	4/29	Coral Gables, Fla.	L	1-2



# SERIES RESULTS

YEAR	DATE	SITE	W/L	SCORE
1953	4/17	Coral Gables, Fla.	L	0-9
1953	4/18	Coral Gables, Fla.	W	9-8
1953	4/24	Winter Park, Fla.	W	10-9
1953	4/25	Winter Park, Fla.	L	1-3
1954	4/9	Winter Park, Fla.	L	7-8
1954	4/10	Winter Park, Fla.	L	1-6
1954	5/7	Coral Gables, Fla.	W	4-2
1954	5/8	Coral Gables, Fla.	L	3-6
1955	4/22	Winter Park, Fla.	L	2-11
1955	4/23	Winter Park, Fla.	L	5-12
1955	5/6	Coral Gables, Fla.	L	3-8
1955	5/7	Coral Gables, Fla.	L	2-8
1956	4/16	Coral Gables, Fla.	L	1-6
1956	4/21	Winter Park, Fla.	L	4-7
1957	4/12	Coral Gables, Fla.	L	4-6
1957	4/13	Coral Gables, Fla.	W	8-6
1958	4/11	Winter Park, Fla.	W	13-3
1959	4/10	Coral Gables, Fla.	L	2-3
1959	4/11	Coral Gables, Fla.	W	13-2
1959	4/24	Winter Park, Fla.	L	0-4
1959	4/25	Winter Park, Fla.	W	12-7
1960	3/18	Coral Gables, Fla.	L	1-2
1960	3/19	Coral Gables, Fla.	W	7-1
1960	4/13	Winter Park, Fla.	W	13-4
1960	4/14	Winter Park, Fla.	W	7-2
1961	3/16	Coral Gables, Fla.	W	8-3
1961	3/17	Coral Gables, Fla.	W	5-4
1961	4/12	Winter Park, Fla.	L	2-7
1961	4/13	Winter Park, Fla.	L	3-4 (13)
1962	4/20	Coral Gables, Fla.	L	3-7
1962	4/21	Coral Gables, Fla.	W	1-0
1962	4/21	Coral Gables, Fla.	L	0-2
1963	4/26	Winter Park, Fla.	L	2-4
1963	4/27	Winter Park, Fla.	L	1-3
1963	4/27	Winter Park, Fla.	L	2-3
1964	5/1	Coral Gables, Fla.	L	8-9
1964	5/2	Coral Gables, Fla.	W	3-1
1964	5/2	Coral Gables, Fla.	L	1-12
1965	4/9	Winter Park, Fla.	L	2-7
1965	4/10	Winter Park, Fla.	L	2-3
1965	4/10	Winter Park, Fla.	W	6-3
1966	5/6	Coral Gables, Fla.	W	7-0
1966	5/7	Coral Gables, Fla.	W	3-2
1967	5/5	Winter Park, Fla.	L	5-6
1967	5/6	Winter Park, Fla.	L	5-10
1968	5/3	Coral Gables, Fla.	W	6-5
1968	5/4	Coral Gables, Fla.	W	4-2
1969	5/2	Winter Park, Fla.	W	5-0 (7)
1969	5/3	Winter Park, Fla.	L	1-3 (7)
1970	5/1	Coral Gables, Fla.	L	0-2
1970	5/2	Coral Gables, Fla.	L	2-8
1971	5/7	Winter Park, Fla.	W	8-7
1971	5/8	Winter Park, Fla.	L	0-5
1972	4/3	Coral Gables, Fla.	W	5-4 (10)
1972	4/3	Coral Gables, Fla.	L	3-10
1973	5/7	Winter Park, Fla.	W	6-4
1973	5/8	Winter Park, Fla.	W	6-2
1974	4/12	Coral Gables, Fla.	W	9-6
1974	4/13	Coral Gables, Fla.	L	4-8
1975	5/8	Winter Park, Fla.	L	5-6
1992	4/5	Coral Gables, Fla.	W	9-1
1994	4/5	Coral Gables, Fla.	L	2-4

Coral Gables: Miami leads, 23-22  
Winter Park: Rollins leads, 27-13

## RUTGERS

### MIAMI LEADS, 52-12

YEAR	DATE	SITE	W/L	SCORE
1967	3/18	Coral Gables, Fla.	W	3-2
1967	3/18	Coral Gables, Fla.	W	2-1
1967	3/21	Coral Gables, Fla.	L	2-6
1968	3/18	Coral Gables, Fla.	L	2-4
1970	3/24	Coral Gables, Fla.	W	2-0
1971	3/24	Coral Gables, Fla.	W	11-5
1971	3/25	Coral Gables, Fla.	W	14-8
1984	3/18	Coral Gables, Fla.	W	11-4
1985	3/17	Coral Gables, Fla.	W	9-3 (7)
1986	3/18	Coral Gables, Fla.	W	7-6

YEAR	DATE	SITE	W/L	SCORE
1987	3/17	Coral Gables, Fla.	L	7-12
1988	3/22	Coral Gables, Fla.	W	4-2
1988	3/23	Coral Gables, Fla.	W	8-2
1989	3/24	Coral Gables, Fla.	W	16-8
1989	3/25	Coral Gables, Fla.	W	7-4
1990	3/16	Coral Gables, Fla.	W	6-2
1990	3/17	Coral Gables, Fla.	W	6-3
1991	3/22	Coral Gables, Fla.	W	5-2
1991	3/23	Coral Gables, Fla.	W	20-4
1992	3/17	Coral Gables, Fla.	W	10-0
1992	3/19	Coral Gables, Fla.	W	14-7
1993	3/16	Coral Gables, Fla.	W	11-4
1994	3/15	Coral Gables, Fla.	W	14-5
1994	3/16	Coral Gables, Fla.	W	7-6
1995	3/10	Coral Gables, Fla.	W	12-5
1995	3/11	Coral Gables, Fla.	W	8-0
1995	3/12	Coral Gables, Fla.	W	11-4
1996	3/8	Coral Gables, Fla.	L	4-5
1996	3/9	Coral Gables, Fla.	W	12-3
1998	3/13	Coral Gables, Fla.	W	9-4
1998	3/14	Coral Gables, Fla.	W	10-2
1998	3/15	Coral Gables, Fla.	W	18-6
2000	3/10	Coral Gables, Fla.	W	6-5
2000	3/11	Coral Gables, Fla.	L	6-11
2000	3/12	Coral Gables, Fla.	W	5-3
2001	3/9	Coral Gables, Fla.	L	4-6 (11)
2001	3/10	Coral Gables, Fla.	W	13-2
2001	3/11	Coral Gables, Fla.	L	6-9
2002	3/15	Coral Gables, Fla.	L	3-4
2002	3/16	Coral Gables, Fla.	W	8-3
2002	3/17	Coral Gables, Fla.	L	5-9
2003	3/14	Coral Gables, Fla.	W	15-5
2003	3/16	Coral Gables, Fla.	L	7-8
2004	3/12	Coral Gables, Fla.	W	12-2
2004	3/13	Coral Gables, Fla.	W	10-5
2004	3/14	Coral Gables, Fla.	W	6-5
2005	3/16	Coral Gables, Fla.	W	13-2
2007	3/14	Coral Gables, Fla.	W	4-1
2009	2/20	Coral Gables, Fla.	W	6-1
2009	2/21	Coral Gables, Fla.	W	4-2
2009	2/21	Coral Gables, Fla.	L	4-5
2009	2/22	Coral Gables, Fla.	W	18-9
2010	2/19	Coral Gables, Fla.	W	12-1
2010	2/20	Coral Gables, Fla.	W	10-8
2010	2/21	Coral Gables, Fla.	W	9-7
2011	2/18	Coral Gables, Fla.	W	2-1 (11)
2011	2/19	Coral Gables, Fla.	L	5-6 (10)
2011	2/20	Coral Gables, Fla.	W	5-3
2012	2/17	Coral Gables, Fla.	W	6-2
2012	2/18	Coral Gables, Fla.	W	4-1
2012	2/19	Coral Gables, Fla.	W	9-7
2013	2/16	Coral Gables, Fla.	W	5-4
2013	2/16	Coral Gables, Fla.	W	4-1 (7)
2013	2/17	Coral Gables, Fla.	W	7-0

Coral Gables: Miami leads, 52-12

## SAM HOUSTON STATE

### SAM HOUSTON STATE LEADS, 1-0

YEAR	DATE	SITE	W/L	SCORE
1996	5/23+	Austin, Texas	L	4-5

Neutral Site: Sam Houston State leads, 1-0

## SAN DIEGO STATE

### MIAMI LEADS, 4-0

YEAR	DATE	SITE	W/L	SCORE
2001	3/2	Minneapolis, Minn.	W	8-6
2003	2/21	Coral Gables, Fla.	W	6-3
2003	2/22	Coral Gables, Fla.	W	4-1
2003	2/23	Coral Gables, Fla.	W	6-3

Coral Gables: Miami leads, 3-0  
Neutral Site: Miami leads, 1-0

## SAN FRANCISCO

### MIAMI LEADS, 1-0

YEAR	DATE	SITE	W/L	SCORE
2006	6/2+	Lincoln, Neb.	W	11-2

Neutral Site: Miami leads, 1-0

## SAVANNAH STATE

### MIAMI LEADS, 7-0

YEAR	DATE	SITE	W/L	SCORE
2001	4/6	Coral Gables, Fla.	W	13-4
2001	4/7	Coral Gables, Fla.	W	7-2
2001	4/8	Coral Gables, Fla.	W	16-5
2003	5/16	Coral Gables, Fla.	W	12-7
2003	5/17	Coral Gables, Fla.	W	11-2
2003	5/17	Coral Gables, Fla.	W	6-4
2003	5/18	Coral Gables, Fla.	W	11-3

Coral Gables: Miami leads, 7-0

## SETON HALL

### MIAMI LEADS, 21-4

YEAR	DATE	SITE	W/L	SCORE
1974	3/18	Coral Gables, Fla.	W	4-3 (10)
1974	3/20	Coral Gables, Fla.	W	6-2
1976	3/23	Coral Gables, Fla.	W	9-3
1976	3/26	Coral Gables, Fla.	W	5-1
1977	3/18	Coral Gables, Fla.	W	16-5
1982	2/11	Coral Gables, Fla.	W	3-1
1982	2/12	Coral Gables, Fla.	L	13-14
1982	2/15	Coral Gables, Fla.	W	7-2
1983	2/17	Coral Gables, Fla.	W	11-4
1983	2/18	Coral Gables, Fla.	W	8-4
1984	2/16	Coral Gables, Fla.	L	2-5
1984	2/19	Coral Gables, Fla.	W	15-2
1985	2/18	Coral Gables, Fla.	W	9-4
1986	2/16	Coral Gables, Fla.	W	5-1
1986	2/17	Coral Gables, Fla.	W	5-0
1987	2/15	Coral Gables, Fla.	L	5-11
1988	2/14	Coral Gables, Fla.	W	9-4
1989	2/19	Coral Gables, Fla.	W	11-2
1989	2/20	Coral Gables, Fla.	L	1-5
1990	2/2	Coral Gables, Fla.	W	7-0
1990	2/3	Coral Gables, Fla.	W	17-3
1990	2/4	Coral Gables, Fla.	W	8-2
1992	2/7	Coral Gables, Fla.	W	14-2
1992	2/8	Coral Gables, Fla.	W	25-3
1992	2/9	Coral Gables, Fla.	W	4-1

Coral Gables: Miami leads, 21-4

## SOUTH ALABAMA

### MIAMI LEADS, 15-8

YEAR	DATE	SITE	W/L	SCORE
1973	5/24+	Starkville, Miss.	W	5-3
1980	2/29	Coral Gables, Fla.	W	2-0
1980	3/1	Coral Gables, Fla.	L	4-7
1980	3/2	Coral Gables, Fla.	W	7-1
1980	5/25+	Coral Gables, Fla.	W	15-6
1981	5/13	Mobile, Ala.	W	3-0
1981	5/14	Mobile, Ala.	W	4-1
1981	5/15	Mobile, Ala.	W	5-2
1982	4/22	Coral Gables, Fla.	W	7-2
1983	5/6	Mobile, Ala.	L	0-10
1983	5/7	Mobile, Ala.	L	1-2 (6)
1983	5/8	Mobile, Ala.	W	7-3
1983	5/28+	Tallahassee, Fla.	W	14-5
1984	5/27+	Tallahassee, Fla.	L	4-6
1984	5/28+	Tallahassee, Fla.	W	10-2
1985	2/1	Coral Gables, Fla.	W	14-5
1985	2/2	Coral Gables, Fla.	W	12-9
1985	2/3	Coral Gables, Fla.	L	5-7
1986	4/9	Mobile, Ala.	L	4-8
1993	5/27+	Baton Rouge, La.	L	3-7
1997	1/31	Coral Gables, Fla.	W	4-2



# SERIES RESULTS

YEAR	DATE	SITE	W/L	SCORE
1997	2/1	Coral Gables, Fla.	L	7-9
1997	2/2	Coral Gables, Fla.	W	16-4

**Coral Gables:** Miami leads, 8-3

**Mobile:** Miami leads, 4-3

**Neutral Site:** Miami leads, 3-2

## SOUTH CAROLINA

### MIAMI LEADS, 24-9

YEAR	DATE	SITE	W/L	SCORE
1974	5/25+	Starkville, Miss.	W	5-0
1974	5/26+	Starkville, Miss.	L	1-3
1974	5/27+	Starkville, Miss.	W	2-1
1979	5/10	Columbia, S.C.	W	9-0
1979	5/11	Columbia, S.C.	W	9-0 (F)
1979	5/13	Columbia, S.C.	W	3-1
1979	5/14	Columbia, S.C.	W	6-1
1980	4/2	Coral Gables, Fla.	W	9-0
1980	4/3	Coral Gables, Fla.	W	5-0
1980	4/4	Coral Gables, Fla.	L	5-15
1980	4/5	Coral Gables, Fla.	L	1-8
1982	3/12	Coral Gables, Fla.	W	2-1
1982	3/13	Coral Gables, Fla.	W	4-3 (12)
1982	3/14	Coral Gables, Fla.	W	8-6
1982	3/15	Coral Gables, Fla.	W	4-3
1982	4/14	Columbia, S.C.	W	11-3
1982	4/15	Columbia, S.C.	W	12-8
1982	4/16	Columbia, S.C.	L	2-6
1982	4/17	Columbia, S.C.	W	19-3 (8)
1983	5/13	Coral Gables, Fla.	L	3-4
1983	5/14	Coral Gables, Fla.	W	9-7
1983	5/15	Coral Gables, Fla.	W	6-5 (10)
1984	3/9	Coral Gables, Fla.	L	9-14
1984	3/10	Coral Gables, Fla.	W	6-3
1984	3/11	Coral Gables, Fla.	W	13-11
1986	5/24+	Coral Gables, Fla.	W	7-5
1988	5/29+	Coral Gables, Fla.	W	10-3
1992	5/24+	Coral Gables, Fla.	W	17-2
1998	5/23+	Coral Gables, Fla.	W	14-2
2002	6/7§	Columbia, S.C.	L	7-10
2002	6/8§	Columbia, S.C.	W	5-2
2002	6/9§	Columbia, S.C.	L	4-6
2004	6/22#	Omaha, Neb.	L	11-15

**Coral Gables:** Miami leads, 14-4

**Columbia:** Miami leads, 8-3

**Neutral Site:** Tied, 2-2

## USC

### MIAMI LEADS, 8-5

YEAR	DATE	SITE	W/L	SCORE
1974	6/12#	Omaha, Neb.	W	7-3
1974	6/15#	Omaha, Neb.	L	3-7
1978	6/2#	Omaha, Neb.	L	3-9
1981	2/6	Coral Gables, Fla.	W	7-6
1981	2/7	Coral Gables, Fla.	W	6-3
1981	2/8	Coral Gables, Fla.	W	10-9 (13)
1985	4/5	Oklahoma City, Okla.	W	11-1
1985	4/7	Oklahoma City, Okla.	W	8-6
1995	6/2#	Omaha, Neb.	W	15-10
1995	6/7#	Omaha, Neb.	L	5-7
1995	6/9#	Omaha, Neb.	L	3-7
2001	6/11#	Omaha, Neb.	W	4-3
2002	3/1	Fullerton, Calif.	L	10-11

**Coral Gables:** Miami leads, 3-0

**Neutral Site:** Tied, 5-5

## SOUTHERN ILLINOIS

### MIAMI LEADS, 47-10

YEAR	DATE	SITE	W/L	SCORE
1972	3/23	Coral Gables, Fla.	W	6-0
1972	3/26	Coral Gables, Fla.	L	1-7
1973	3/17	Coral Gables, Fla.	W	13-12
1973	3/18	Coral Gables, Fla.	W	12-1

YEAR	DATE	SITE	W/L	SCORE
1974	3/26	Coral Gables, Fla.	W	6-1
1974	3/29	Coral Gables, Fla.	W	6-1
1974	6/13#	Omaha, Neb.	L	3-4
1976	3/13	Coral Gables, Fla.	W	13-0
1976	3/14	Coral Gables, Fla.	W	19-3
1976	3/15	Coral Gables, Fla.	L	2-9
1976	3/16	Coral Gables, Fla.	W	9-6
1977	3/19	Coral Gables, Fla.	W	13-7
1977	3/23	Coral Gables, Fla.	L	4-7
1977	3/26	Coral Gables, Fla.	W	1-0
1978	3/17	Coral Gables, Fla.	L	0-12
1978	3/21	Coral Gables, Fla.	W	3-1
1978	3/24	Coral Gables, Fla.	W	4-2
1979	3/10	Coral Gables, Fla.	W	11-2
1979	3/13	Coral Gables, Fla.	L	0-7
1979	3/16	Coral Gables, Fla.	W	5-3
1980	3/17	Coral Gables, Fla.	W	5-1
1980	3/18	Coral Gables, Fla.	L	2-5
1980	3/20	Coral Gables, Fla.	W	9-4
1980	3/22	Coral Gables, Fla.	W	8-1
1981	3/13	Coral Gables, Fla.	W	5-0
1981	3/14	Coral Gables, Fla.	W	6-4
1981	3/18	Coral Gables, Fla.	W	11-5
1981	3/21	Coral Gables, Fla.	W	7-4
1983	3/12	Coral Gables, Fla.	W	12-3
1983	3/17	Coral Gables, Fla.	L	7-13
1983	3/19	Coral Gables, Fla.	W	9-0
1983	3/19	Coral Gables, Fla.	W	7-3
1984	3/14	Coral Gables, Fla.	W	4-3
1984	3/16	Coral Gables, Fla.	W	10-7
1984	3/17	Coral Gables, Fla.	W	11-7
1985	3/14	Coral Gables, Fla.	W	12-4
1985	3/15	Coral Gables, Fla.	W	2-0
1985	3/16	Coral Gables, Fla.	W	7-6
1986	3/8	Coral Gables, Fla.	W	4-1
1986	3/14	Coral Gables, Fla.	W	5-2
1987	3/13	Coral Gables, Fla.	W	9-4
1987	3/14	Coral Gables, Fla.	W	7-0
1988	3/11	Coral Gables, Fla.	W	7-6
1988	3/12	Coral Gables, Fla.	W	6-5
1989	3/10	Coral Gables, Fla.	W	6-0
1989	3/11	Coral Gables, Fla.	W	10-6
1990	3/9	Coral Gables, Fla.	W	5-1
1990	3/10	Coral Gables, Fla.	L	0-1
1991	3/8	Coral Gables, Fla.	L	1-2
1991	3/9	Coral Gables, Fla.	W	12-0
1992	3/20	Coral Gables, Fla.	W	9-1
1992	3/21	Coral Gables, Fla.	W	5-1
1993	3/18	Coral Gables, Fla.	W	6-2
1994	3/18	Coral Gables, Fla.	W	5-1
1994	3/19	Coral Gables, Fla.	W	12-3
1995	3/14	Coral Gables, Fla.	W	5-4
1995	3/15	Coral Gables, Fla.	W	5-3

**Coral Gables:** Miami leads, 46-10

**Neutral Site:** Southern Illinois leads, 1-0

## ST. BONAVENTURE

### TIED, 1-1

YEAR	DATE	SITE	W/L	SCORE
2004	6/4+	Coral Gables, Fla.	W	6-3
2007	3/6	Coral Gables, Fla.	L	2-5

**Coral Gables:** Tied, 1-1

## ST. FRANCIS BROOKLYN

### MIAMI LEADS, 5-0

YEAR	DATE	SITE	W/L	SCORE
1979	3/27	Coral Gables, Fla.	W	10-3
1979	3/28	Coral Gables, Fla.	W	15-5
1988	3/17	Coral Gables, Fla.	W	10-5
1990	2/21	Coral Gables, Fla.	W	10-2
1990	2/25	Coral Gables, Fla.	W	17-1

**Coral Gables:** Miami leads, 5-0

## ST. JOHN'S

### MIAMI LEADS, 3-0

YEAR	DATE	SITE	W/L	SCORE
2013	5/3	Coral Gables, Fla.	W	12-3
2013	5/4	Coral Gables, Fla.	W	4-2
2013	5/5	Coral Gables, Fla.	W	6-4

**Coral Gables:** Miami leads, 3-0

## ST. JOSEPH'S

### MIAMI LEADS, 19-1

YEAR	DATE	SITE	W/L	SCORE
1972	3/10	Coral Gables, Fla.	L	3-6
1972	3/11	Coral Gables, Fla.	W	7-1
1972	3/11	Coral Gables, Fla.	W	4-3
1972	3/12	Coral Gables, Fla.	W	5-2
1973	3/6	Coral Gables, Fla.	W	9-2
1973	3/7	Coral Gables, Fla.	W	4-3
1974	3/5	Coral Gables, Fla.	W	9-2
1974	3/6	Coral Gables, Fla.	W	5-2
1975	3/2	Coral Gables, Fla.	W	10-7
1975	3/2	Coral Gables, Fla.	W	4-1
1978	3/6	Coral Gables, Fla.	W	11-0
1978	3/7	Coral Gables, Fla.	W	6-4
1979	3/6	Coral Gables, Fla.	W	6-2
1979	3/9	Coral Gables, Fla.	W	8-5
1980	3/4	Coral Gables, Fla.	W	6-0
1980	3/5	Coral Gables, Fla.	W	12-4
1981	3/2	Coral Gables, Fla.	W	14-4
1981	3/3	Coral Gables, Fla.	W	11-0
1981	3/4	Coral Gables, Fla.	W	15-7
2009	3/10	Coral Gables, Fla.	W	11-6

**Coral Gables:** Miami leads, 19-1

## ST. LEO

### MIAMI LEADS, 10-1

YEAR	DATE	SITE	W/L	SCORE
1968	4/5	Coral Gables, Fla.	W	8-1
1968	4/6	Coral Gables, Fla.	W	1-0
1968	4/6	Coral Gables, Fla.	W	11-0
1969	4/9	Dade City, Fla.	L	10-11
1977	2/22	Coral Gables, Fla.	W	5-0
1977	2/23	Coral Gables, Fla.	W	6-5
1980	2/26	Coral Gables, Fla.	W	7-2
1980	2/27	Coral Gables, Fla.	W	20-2
1981	4/29	Coral Gables, Fla.	W	14-2
1981	4/30	Coral Gables, Fla.	W	8-1
1983	3/30	Coral Gables, Fla.	W	8-4

**Coral Gables:** Miami leads, 10-0

**Neutral Site:** St. Leo leads, 1-0

## SAINT MARY'S

### MIAMI LEADS, 3-0

YEAR	DATE	SITE	W/L	SCORE
2008	5/2	Coral Gables, Fla.	W	10-6
2008	5/3	Coral Gables, Fla.	W	5-0
2008	5/4	Coral Gables, Fla.	W	15-3

**Coral Gables:** Miami leads, 3-0

## ST. PETER'S

### MIAMI LEADS, 1-0

YEAR	DATE	SITE	W/L	SCORE
2003	3/18	Coral Gables, Fla.	W	16-2

**Coral Gables:** Miami leads, 1-0



# SERIES RESULTS

## ST. THOMAS

### MIAMI LEADS, 22-2

YEAR	DATE	SITE	W/L	SCORE
1985	2/20	Coral Gables, Fla.	L	1-4
1986	3/4	Coral Gables, Fla.	L	9-10
1988	3/1	Coral Gables, Fla.	W	6-2
1989	4/18	Coral Gables, Fla.	W	9-0
1990	4/7	Coral Gables, Fla.	W	13-2
1990	4/18	Coral Gables, Fla.	W	6-2
1991	4/6	Coral Gables, Fla.	W	6-3
1991	4/17	Coral Gables, Fla.	W	4-3 (12)
1992	4/17	Coral Gables, Fla.	W	11-1
1992	4/18	Coral Gables, Fla.	W	4-3 (12)
1992	4/28	Coral Gables, Fla.	W	11-1
1993	4/16	Coral Gables, Fla.	W	7-6 (15)
1993	4/17	Coral Gables, Fla.	W	8-6
1994	4/22	Coral Gables, Fla.	W	8-6
1994	4/23	Coral Gables, Fla.	W	9-4
1996	3/27	Coral Gables, Fla.	W	8-0
1996	4/10	Coral Gables, Fla.	W	15-2
1997	4/9	Coral Gables, Fla.	W	12-2
1998	4/17	Coral Gables, Fla.	W	12-8
1998	4/18	Coral Gables, Fla.	W	22-7
2009	3/17	Coral Gables, Fla.	W	8-0
2010	4/27	Coral Gables, Fla.	W	9-6
2012	3/28	Coral Gables, Fla.	W	11-4
2013	2/26	Coral Gables, Fla.	W	5-4

Coral Gables: Miami leads, 22-2

## STANFORD

### MIAMI LEADS, 5-3

YEAR	DATE	SITE	W/L	SCORE
1985	6/1#	Omaha, Neb.	W	17-3
1988	4/29	Coral Gables, Fla.	W	9-3
1988	4/30	Coral Gables, Fla.	W	7-3
1998	6/7#	Omaha, Neb.	L	1-2
1990	4/1	Minneapolis, Minn.	W	4-3
1991	5/25+	Fresno, Calif.	L	7-15
2001	6/16#	Omaha, Neb.	W	12-1
2008	6/18#	Omaha, Neb.	L	3-8

Coral Gables: Miami leads, 2-0

Neutral Site: Tied, 3-3

## STETSON

### MIAMI LEADS, 110-43

YEAR	DATE	SITE	W/L	SCORE
1947	4/24	Miami Beach, Fla.	W	4-1
1947	4/25	Miami Beach, Fla.	L	2-5
1948	4/19	DeLand, Fla.	W	14-3
1948	4/20	DeLand, Fla.	W	3-0
1948	5/11	Coral Gables, Fla.	W	3-2
1949	4/13	DeLand, Fla.	L	4-5
1949	4/14	DeLand, Fla.	L	6-8
1949	4/29	Coral Gables, Fla.	W	3-2
1949	4/30	Coral Gables, Fla.	W	9-3
1950	4/28	Coral Gables, Fla.	W	5-4
1950	4/29	Coral Gables, Fla.	W	10-7
1950	5/3	DeLand, Fla.	L	2-10
1950	5/4	DeLand, Fla.	W	13-7
1951	4/13	Coral Gables, Fla.	L	3-6
1951	4/14	Coral Gables, Fla.	L	3-7
1951	5/2	DeLand, Fla.	L	4-5
1951	5/3	DeLand, Fla.	L	8-13
1952	4/18	Coral Gables, Fla.	W	6-5
1952	4/19	Coral Gables, Fla.	L	4-5
1952	4/23	DeLand, Fla.	L	2-4
1952	4/24	DeLand, Fla.	L	4-6
1953	3/30	Coral Gables, Fla.	W	18-17
1953	3/31	Coral Gables, Fla.	L	0-6
1953	4/22	DeLand, Fla.	L	4-11
1953	4/23	DeLand, Fla.	W	12-0
1954	4/16	Coral Gables, Fla.	W	5-1
1954	4/17	Coral Gables, Fla.	L	3-2
1954	4/30	DeLand, Fla.	L	2-10
1954	5/1	DeLand, Fla.	L	6-8

YEAR	DATE	SITE	W/L	SCORE
1955	4/8	Coral Gables, Fla.	W	6-0
1955	4/20	DeLand, Fla.	L	8-20
1955	4/21	DeLand, Fla.	W	10-6
1956	4/13	Coral Gables, Fla.	W	8-7 (12)
1956	4/14	Coral Gables, Fla.	W	4-3
1956	4/26	DeLand, Fla.	W	3-2
1956	4/26	DeLand, Fla.	W	2-0
1957	3/13	DeLand, Fla.	L	0-6
1957	3/14	DeLand, Fla.	W	5-4
1957	5/10	Coral Gables, Fla.	L	6-11
1957	5/11	Coral Gables, Fla.	W	9-7
1958	3/12	DeLand, Fla.	L	5-7
1958	5/9	Coral Gables, Fla.	W	3-0
1958	5/10	Coral Gables, Fla.	L	1-9
1959	5/8	Coral Gables, Fla.	W	10-3
1959	5/9	Coral Gables, Fla.	W	1-0 (10)
1960	4/11	DeLand, Fla.	W	5-0
1960	4/12	DeLand, Fla.	L	3-6
1960	5/6	Coral Gables, Fla.	W	6-0
1960	5/7	Coral Gables, Fla.	W	8-1
1961	4/14	DeLand, Fla.	L	1-6
1961	4/15	DeLand, Fla.	L	5-6
1961	5/5	Coral Gables, Fla.	W	3-2
1961	5/6	Coral Gables, Fla.	W	4-1
1962	4/13	DeLand, Fla.	W	14-7
1962	4/13	DeLand, Fla.	W	12-8
1962	4/14	DeLand, Fla.	W	7-2
1963	4/19	Coral Gables, Fla.	W	11-2
1963	4/20	Coral Gables, Fla.	W	1-0
1963	4/20	Coral Gables, Fla.	W	7-0
1964	4/24	DeLand, Fla.	W	12-4
1964	4/25	DeLand, Fla.	W	4-1
1964	4/25	DeLand, Fla.	W	13-4
1965	5/7	Coral Gables, Fla.	W	15-1
1965	5/8	Coral Gables, Fla.	W	3-2
1965	5/8	Coral Gables, Fla.	L	6-8
1967	5/8	DeLand, Fla.	W	9-0
1967	5/9	DeLand, Fla.	W	10-5
1968	5/10	Coral Gables, Fla.	W	2-1
1969	4/28	DeLand, Fla.	W	14-9
1969	4/29	DeLand, Fla.	L	5-6 (10)
1970	4/17	Coral Gables, Fla.	W	3-2
1970	4/18	Coral Gables, Fla.	W	3-2
1971	5/10	DeLand, Fla.	L	0-2
1971	5/11	DeLand, Fla.	W	4-3
1972	5/5	Coral Gables, Fla.	W	2-1
1972	5/6	Coral Gables, Fla.	W	7-0
1973	3/9	DeLand, Fla.	W	7-0
1973	3/10	DeLand, Fla.	W	4-0
1973	3/10	DeLand, Fla.	L	2-4
1974	5/10	Coral Gables, Fla.	L	7-9
1974	5/11	Coral Gables, Fla.	W	4-3
1975	3/4	DeLand, Fla.	W	12-5
1975	3/5	DeLand, Fla.	W	5-2
1976	4/30	Coral Gables, Fla.	W	14-1
1976	5/1	Coral Gables, Fla.	W	6-5 (12)
1977	2/18	DeLand, Fla.	L	6-7
1977	2/19	DeLand, Fla.	W	6-0
1978	4/28	Coral Gables, Fla.	W	10-2
1978	4/29	Coral Gables, Fla.	W	5-4 (10)
1979	4/20	DeLand, Fla.	W	12-3
1979	4/20	DeLand, Fla.	W	4-0
1979	4/21	DeLand, Fla.	W	14-10
1980	4/25	Coral Gables, Fla.	W	17-6
1980	4/26	Coral Gables, Fla.	W	11-4
1980	4/27	Coral Gables, Fla.	W	3-2 (10)
1981	4/8	DeLand, Fla.	W	6-5
1981	4/8	DeLand, Fla.	W	5-3
1981	4/9	DeLand, Fla.	L	3-9
1982	4/8	Coral Gables, Fla.	W	3-2
1982	4/9	Coral Gables, Fla.	W	14-7
1982	4/10	Coral Gables, Fla.	L	2-4
1982	5/29+	Coral Gables, Fla.	W	18-2
1982	5/30+	Coral Gables, Fla.	W	15-3
1983	4/5	DeLand, Fla.	L	4-5
1983	4/5	DeLand, Fla.	W	15-8
1983	4/6	DeLand, Fla.	W	14-6
1983	4/22	Coral Gables, Fla.	W	4-1
1983	4/23	Coral Gables, Fla.	W	12-9
1984	4/26	Coral Gables, Fla.	W	7-3
1984	4/27	Coral Gables, Fla.	W	11-1

YEAR	DATE	SITE	W/L	SCORE
1984	4/28	Coral Gables, Fla.	W	5-4
1984	5/26+	Tallahassee, Fla.	W	13-8
1985	4/29	DeLand, Fla.	W	12-10
1985	4/30	DeLand, Fla.	L	2-3
1985	4/30	DeLand, Fla.	W	4-3
1986	4/24	Coral Gables, Fla.	W	17-6
1986	4/25	Coral Gables, Fla.	W	12-4
1986	4/26	Coral Gables, Fla.	W	9-1
1987	3/31	DeLand, Fla.	W	8-2
1987	4/1	DeLand, Fla.	W	6-4
1988	5/20	Coral Gables, Fla.	W	6-4
1989	3/28	Coral Gables, Fla.	W	5-3
1989	3/29	Coral Gables, Fla.	L	8-9 (10)
1990	3/5	DeLand, Fla.	W	4-1
1990	3/6	DeLand, Fla.	W	5-4 (11)
1990	5/25+	Coral Gables, Fla.	W	4-3
1991	2/15	Coral Gables, Fla.	W	8-1
1991	2/16	Coral Gables, Fla.	W	2-0
1992	2/28	Coral Gables, Fla.	L	5-8
1992	2/29	Coral Gables, Fla.	W	7-2
1992	3/1	Coral Gables, Fla.	W	7-5
1993	3/1	DeLand, Fla.	W	6-4
1993	3/2	DeLand, Fla.	W	19-3
1994	2/11	Coral Gables, Fla.	W	6-4
1994	2/12	Coral Gables, Fla.	L	4-7
1994	2/13	Coral Gables, Fla.	L	3-5
1995	4/21	Coral Gables, Fla.	L	3-10
1995	4/22	Coral Gables, Fla.	W	14-7
1995	4/23	DeLand, Fla.	L	2-3
1996	4/26	Coral Gables, Fla.	W	20-7
1996	4/27	Coral Gables, Fla.	W	7-6
1996	4/28	Coral Gables, Fla.	W	9-4
1997	2/7	Coral Gables, Fla.	L	6-10
1997	2/8	Coral Gables, Fla.	W	7-0
1997	2/9	Coral Gables, Fla.	W	11-4
1997	2/17	DeLand, Fla.	L	10-11
1999	1/29	Coral Gables, Fla.	W	12-1
1999	1/30	Coral Gables, Fla.	W	4-3 (10)
2001	5/27+	Coral Gables, Fla.	W	16-8
2007	4/25	Coral Gables, Fla.	W	7-3
2012	4/18	Coral Gables, Fla.	W	3-2
2013	4/10	Coral Gables, Fla.	W	8-2
2014	3/12	DeLand, Fla.	L	3-7

Coral Gables: Miami leads, 69-16

DeLand: Miami leads, 39-26

Neutral Site: Miami leads, 2-1

## STONY BROOK

### TIED, 1-1

YEAR	DATE	SITE	W/L	SCORE
2003	3/19	Coral Gables, Fla.	W	9-8
2012	6/1+	Coral Gables, Fla.	L	2-10

Coral Gables: Tied, 1-1

## TAMPA

### MIAMI LEADS, 67-9

YEAR	DATE	SITE	W/L	SCORE
1940			L	5-7
1947	4/18	Coral Gables, Fla.	W	3-1
1947	5/16	Coral Gables, Fla.	W	9-2
1948	4/22	Tampa, Fla.	L	0-1 (10)
1948	5/21	Coral Gables, Fla.	W	7-0
1948	5/22	Coral Gables, Fla.	W	10-7
1949	4/22	Coral Gables, Fla.	W	3-2
1949	4/23	Coral Gables, Fla.	W	14-3
1952	5/16	Coral Gables, Fla.	W	9-4
1952	5/17	Coral Gables, Fla.	W	13-6
1957	5/3	Coral Gables, Fla.	W	7-6
1958	4/16	Tampa, Fla.	L	3-4
1958	4/17	Tampa, Fla.	L	1-3
1958	4/25	Coral Gables, Fla.	W	5-2
1958	4/26	Coral Gables, Fla.	W	4-1
1959	4/20	Tampa, Fla.	L	3-5
1959	4/21	Tampa, Fla.	L	1-5
1960	4/22	Coral Gables, Fla.	W	5-2





# SERIES RESULTS

YEAR	DATE	SITE	W/L	SCORE
1960	5/12	Tampa, Fla.	W	3-1
1961	4/10	Tampa, Fla.	W	5-2 (12)
1961	4/10	Tampa, Fla.	W	4-2
1962	5/1	Tampa, Fla.	W	8-7 (12)
1962	5/2	Tampa, Fla.	W	7-6
1962	5/2	Tampa, Fla.	W	5-0
1963	4/5	Coral Gables, Fla.	W	4-3
1963	4/6	Coral Gables, Fla.	W	7-5
1963	4/6	Coral Gables, Fla.	L	2-3
1964	4/10	Tampa, Fla.	W	10-0
1964	4/11	Tampa, Fla.	W	9-6
1964	4/11	Tampa, Fla.	W	5-4
1965	4/26	Coral Gables, Fla.	W	3-2
1965	4/26	Coral Gables, Fla.	W	4-2
1965	4/27	Coral Gables, Fla.	W	5-1
1966	5/2	Coral Gables, Fla.	W	1-0
1966	5/3	Coral Gables, Fla.	W	5-2
1967	5/1	Coral Gables, Fla.	W	5-0
1967	5/2	Coral Gables, Fla.	W	10-0
1968	5/6	Coral Gables, Fla.	W	8-3
1968	5/7	Coral Gables, Fla.	W	1-0
1969	5/9	Coral Gables, Fla.	W	13-0
1969	5/10	Coral Gables, Fla.	W	1-0 (11)
1970	3/13	Coral Gables, Fla.	W	1-0
1970	3/14	Coral Gables, Fla.	W	2-1
1971	4/30	Coral Gables, Fla.	W	13-0 (7)
1971	5/1	Coral Gables, Fla.	W	11-8
1972	4/21	Coral Gables, Fla.	W	3-2
1972	4/22	Coral Gables, Fla.	W	3-2
1973	4/27	Coral Gables, Fla.	W	3-2
1973	4/28	Coral Gables, Fla.	W	20-1
1974	4/26	Coral Gables, Fla.	W	7-2
1974	4/27	Coral Gables, Fla.	W	11-1
1975	4/13	Coral Gables, Fla.	W	12-1
1975	4/15	Coral Gables, Fla.	W	6-5
1976	2/27	Coral Gables, Fla.	W	4-1
1976	2/28	Coral Gables, Fla.	W	4-0
1976	3/4	Tampa, Fla.	W	3-1
1977	4/7	Coral Gables, Fla.	W	10-1
1978	4/8	Coral Gables, Fla.	W	5-4
1978	4/8	Coral Gables, Fla.	W	9-2
1985	2/27	Coral Gables, Fla.	W	17-4
1986	5/6	Coral Gables, Fla.	W	8-7 (10)
1987	2/17	Coral Gables, Fla.	L	1-5
1988	4/26	Coral Gables, Fla.	W	8-5
1989	5/9	Coral Gables, Fla.	L	12-13
1990	4/25	Coral Gables, Fla.	W	2-1 (10)
1991	2/12	Coral Gables, Fla.	W	6-1
1992	5/12	Coral Gables, Fla.	W	5-1
1992	5/13	Coral Gables, Fla.	W	12-11
1993	4/30	Coral Gables, Fla.	W	6-2
1993	5/1	Coral Gables, Fla.	W	11-3
1994	5/7	Coral Gables, Fla.	W	10-4
1994	5/8	Coral Gables, Fla.	W	3-0
1995	3/31	Coral Gables, Fla.	W	19-7
1995	4/1	Coral Gables, Fla.	W	7-5
1996	4/20	Coral Gables, Fla.	W	5-3
1996	4/21	Coral Gables, Fla.	W	2-1

Coral Gables: Miami leads, 57-3  
Tampa: Miami leads, 10-5

## TENNESSEE

### MIAMI LEADS, 13-6

YEAR	DATE	SITE	W/L	SCORE
1989	2/17	Coral Gables, Fla.	W	4-1
1989	2/18	Coral Gables, Fla.	L	5-6 (11)
1994	2/4	Coral Gables, Fla.	W	6-0
1994	2/5	Coral Gables, Fla.	W	3-1
1994	2/6	Coral Gables, Fla.	W	1-0
1996	4/16	Knoxville, Tenn.	L	1-12
1996	4/17	Knoxville, Tenn.	L	2-4
1996	4/18	Knoxville, Tenn.	L	1-15
2001	6/9#	Omaha, Neb.	W	21-13
2001	6/14#	Omaha, Neb.	W	12-6
2002	2/1	Coral Gables, Fla.	W	5-4
2002	2/2	Coral Gables, Fla.	L	4-7
2002	2/3	Coral Gables, Fla.	W	9-4
2003	3/7	Knoxville, Tenn.	W	5-2

YEAR	DATE	SITE	W/L	SCORE
2003	3/8	Knoxville, Tenn.	W	8-4
2003	3/9	Knoxville, Tenn.	W	10-4
2004	2/20	Coral Gables, Fla.	W	8-7
2004	2/21	Coral Gables, Fla.	L	11-14
2004	2/22	Coral Gables, Fla.	W	14-3

Coral Gables: Miami leads, 8-3  
Knoxville: Tied, 3-3  
Neutral Site: Miami leads, 2-0

## TEXAS

### TEXAS LEADS, 21-19

YEAR	DATE	SITE	W/L	SCORE
1976	5/30+	Arlington, Texas	L	0-5
1981	6/4#	Omaha, Neb.	L	4-5
1982	6/10#	Omaha, Neb.	W	2-1
1985	6/5#	Omaha, Neb.	L	4-8
1985	6/9#	Omaha, Neb.	W	2-1
1985	6/11#	Omaha, Neb.	W	10-6
1986	2/8	Coral Gables, Fla.	W	5-3
1986	2/9	Coral Gables, Fla.	W	10-7
1987	2/8	Austin, Texas	L	6-16
1987	2/9	Austin, Texas	L	7-8
1988	2/27	Coral Gables, Fla.	L	5-8
1988	2/28	Coral Gables, Fla.	W	3-2
1989	2/25	Austin, Texas	W	6-5
1989	2/26	Austin, Texas	L	2-5
1989	2/27	Austin, Texas	L	5-6
1989	6/5#	Omaha, Neb.	L	2-12
1990	2/16	Coral Gables, Fla.	W	6-5
1990	2/17	Coral Gables, Fla.	W	7-1
1990	2/18	Coral Gables, Fla.	W	7-6
1991	2/8	Austin, Texas	L	2-6
1991	2/9	Austin, Texas	L	5-7
1991	2/10	Austin, Texas	W	6-5
1992	5/1	Coral Gables, Fla.	W	6-1
1992	5/2	Coral Gables, Fla.	W	3-2
1992	5/3	Coral Gables, Fla.	L	3-10
1993	2/5	Austin, Texas	L	6-17
1993	2/6	Austin, Texas	L	6-7
1993	2/7	Austin, Texas	L	11-12 (10)
1996	5/25+	Austin, Texas	W	9-7
1997	3/1	Austin, Texas	L	3-4
1997	3/2	Austin, Texas	L	3-22
1997	3/3	Austin, Texas	L	12-13
1998	2/27	Coral Gables, Fla.	W	5-4
1998	2/28	Coral Gables, Fla.	W	9-5
1998	3/1	Coral Gables, Fla.	L	7-8
1999	2/26	Coral Gables, Fla.	W	7-1
1999	2/27	Coral Gables, Fla.	W	6-4
1999	2/28	Coral Gables, Fla.	W	14-11
2003	6/14#	Omaha, Neb.	L	2-13
2003	6/17#	Omaha, Neb.	L	1-5

Coral Gables: Miami leads, 13-3  
Austin: Texas leads, 12-3  
Neutral Site: Texas leads, 6-3

## TEXAS A&M

### MIAMI LEADS, 8-3

YEAR	DATE	SITE	W/L	SCORE
1979	3/14	Coral Gables, Fla.	W	3-1
1979	3/17	Coral Gables, Fla.	L	3-4 (12)
1980	4/11	College Station, Texas	W	8-1
1980	4/12	College Station, Texas	W	4-1 (7)
1983	3/11	Coral Gables, Fla.	W	5-1
1983	3/14	Coral Gables, Fla.	W	16-4
1995	5/29+	Coral Gables, Fla.	L	0-4
1995	5/29+	Coral Gables, Fla.	W	5-2
2010	6/5+	Coral Gables, Fla.	W	14-1
2010	6/6+	Coral Gables, Fla.	L	7-11
2010	6/7+	Coral Gables, Fla.	W	10-3

Coral Gables: Miami leads, 6-3  
College Station: Miami leads, 2-0

## TEXAS TECH

### TIED, 2-2

YEAR	DATE	SITE	W/L	SCORE
1998	5/23+	Coral Gables, Fla.	W	13-0
2014	5/31+	Coral Gables, Fla.	L	0-3
2014	6/1+	Coral Gables, Fla.	W	2-1 (10)
2014	6/2+	Coral Gables, Fla.	L	0-4

Coral Gables: Tied, 2-2

## THE CITADEL

### TIED, 3-3

YEAR	DATE	SITE	W/L	SCORE
1979	5/18+	Coral Gables, Fla.	W	3-1 (16)
1990	5/28+	Coral Gables, Fla.	L	2-6
1990	5/29+	Coral Gables, Fla.	L	1-4
2003	2/28	Coral Gables, Fla.	L	7-8
2003	3/1	Coral Gables, Fla.	W	6-1
2003	3/2	Coral Gables, Fla.	W	14-6

Coral Gables: Tied, 3-3

## TOLEDO

### MIAMI LEADS, 1-0

YEAR	DATE	SITE	W/L	SCORE
1997	3/22	Coral Gables, Fla.	W	22-3

Coral Gables: Miami leads, 1-0

## TOWSON

### MIAMI LEADS, 1-0

YEAR	DATE	SITE	W/L	SCORE
1988	5/25+	Coral Gables, Fla.	W	4-0

Coral Gables: Miami leads, 1-0

## TROY

### MIAMI LEADS, 1-0

YEAR	DATE	SITE	W/L	SCORE
1978	4/15	Atlanta, Ga.	W	12-4

Neutral Site: Miami leads, 1-0

## TULANE

### MIAMI LEADS, 9-8

YEAR	DATE	SITE	W/L	SCORE
1970	4/19	Coral Gables, Fla.	L	7-9 (7)
1970	4/19	Coral Gables, Fla.	W	1-0 (7)
1970	4/20	Coral Gables, Fla.	W	6-2
1971	4/17	Coral Gables, Fla.	W	4-0
1971	4/17	Coral Gables, Fla.	L	3-4
1971	4/18	Coral Gables, Fla.	W	7-5
1972	4/8	New Orleans, La.	L	6-7
1972	4/9	New Orleans, La.	L	1-3
1995	4/18	Coral Gables, Fla.	W	3-2
1995	4/19	Coral Gables, Fla.	W	9-8
1995	4/20	Coral Gables, Fla.	W	2-1
1977	3/11	New Orleans, La.	W	11-6
1984	3/24	Coral Gables, Fla.	L	4-9
1987	2/22	New Orleans, La.	L	3-4 (11)
1988	4/15	Coral Gables, Fla.	W	8-2
1988	4/16	Coral Gables, Fla.	L	1-4
1991	3/3	New Orleans, La.	L	2-5

Coral Gables: Miami leads, 8-4  
New Orleans: Tulane leads, 4-1



# SERIES RESULTS

## UCF

### MIAMI LEADS, 18-5

YEAR	DATE	SITE	W/L	SCORE
1985	5/11	Coral Gables, Fla.	L	6-7
1985	5/12	Coral Gables, Fla.	W	18-5
1985	5/12	Coral Gables, Fla.	W	28-5
1989	2/5	Coral Gables, Fla.	W	4-1
1989	2/6	Coral Gables, Fla.	W	5-1
1989	2/7	Coral Gables, Fla.	W	15-0
1989	5/27+	Gainesville, Fla.	W	10-1
1990	2/11	Orlando, Fla.	W	4-2
1990	5/18	Coral Gables, Fla.	W	4-3
1990	5/19	Coral Gables, Fla.	W	9-0
1993	3/31	Coral Gables, Fla.	W	11-2
1995	2/11	Kissimmee, Fla.	W	6-0
1995	2/12	Kissimmee, Fla.	W	5-4
1995	4/26	Coral Gables, Fla.	W	20-4
1995	4/27	Coral Gables, Fla.	L	5-11
2010	3/9	Orlando, Fla.	W	19-2
2010	3/23	Coral Gables, Fla.	L	3-6
2011	3/22	Coral Gables, Fla.	W	4-1
2012	3/14	Orlando, Fla.	W	3-2
2012	4/4	Coral Gables, Fla.	L	1-4
2013	3/6	Coral Gables, Fla.	W	5-0
2014	3/18	Coral Gables, Fla.	L	2-9
2014	4/9	Orlando, Fla.	W	6-5

Coral Gables: Miami leads, 11-5

Orlando/Kissimmee: Miami leads, 6-0

Neutral Site: Miami leads, 1-0

## UCLA

### MIAMI LEADS, 13-1

YEAR	DATE	SITE	W/L	SCORE
1984	2/10	Coral Gables, Fla.	W	6-5
1984	2/11	Coral Gables, Fla.	W	7-6
1984	2/12	Coral Gables, Fla.	W	7-6
1996	5/26+	Austin, Texas	W	8-4
1997	5/31#	Omaha, Neb.	W	7-3
2002	3/23	Coral Gables, Fla.	W	8-7
2002	3/24	Coral Gables, Fla.	W	8-2
2002	3/25	Coral Gables, Fla.	W	5-1
2006	2/10	Los Angeles, Calif.	W	3-1
2006	2/11	Los Angeles, Calif.	L	4-7
2006	2/12	Los Angeles, Calif.	W	5-2
2007	2/9	Coral Gables, Fla.	W	1-0
2007	2/10	Coral Gables, Fla.	W	9-8
2007	2/11	Coral Gables, Fla.	W	7-3

Coral Gables: Miami leads, 9-0

Los Angeles: Miami leads, 2-1

Neutral Site: Miami leads, 2-0

## USF

### MIAMI LEADS, 83-29

YEAR	DATE	SITE	W/L	SCORE
1967	4/25	Coral Gables, Fla.	W	11-0
1967	4/26	Coral Gables, Fla.	L	8-9
1968	4/27	Coral Gables, Fla.	W	7-3
1968	4/27	Coral Gables, Fla.	L	1-12
1969	4/18	Tampa, Fla.	W	9-5 (10)
1969	4/19	Tampa, Fla.	W	15-7
1970	4/6	Coral Gables, Fla.	W	2-0
1970	4/7	Coral Gables, Fla.	W	11-2
1971	4/23	Tampa, Fla.	W	6-3
1971	4/24	Tampa, Fla.	W	4-1
1972	4/14	Coral Gables, Fla.	W	22-4
1972	4/15	Coral Gables, Fla.	L	1-5
1974	5/3	Tampa, Fla.	W	20-2
1974	5/4	Tampa, Fla.	W	9-7
1975	4/11	Coral Gables, Fla.	W	6-2
1975	4/12	Coral Gables, Fla.	W	6-2
1976	3/5	Tampa, Fla.	W	1-0
1976	3/6	Tampa, Fla.	L	0-3
1977	4/15	Coral Gables, Fla.	W	17-10
1977	4/16	Coral Gables, Fla.	W	15-4
1978	4/9	Coral Gables, Fla.	L	1-2

YEAR	DATE	SITE	W/L	SCORE
1978	4/21	Tampa, Fla.	L	2-3
1978	4/22	Tampa, Fla.	W	3-1
1979	4/6	Tampa, Fla.	L	3-9
1979	4/27	Tampa, Fla.	W	3-2
1979	4/27	Coral Gables, Fla.	W	10-3
1979	4/28	Coral Gables, Fla.	W	14-7
1980	3/7	Tampa, Fla.	W	4-3
1980	3/8	Tampa, Fla.	W	8-0
1980	4/18	Coral Gables, Fla.	W	6-4
1981	2/28	Coral Gables, Fla.	W	13-2
1981	3/1	Coral Gables, Fla.	W	9-2
1981	3/1	Coral Gables, Fla.	W	17-3
1981	4/11	Tampa, Fla.	L	3-4
1981	4/11	Tampa, Fla.	W	6-5
1981	4/12	Tampa, Fla.	W	7-2
1982	3/6	Tampa, Fla.	W	14-6
1982	4/2	Coral Gables, Fla.	W	5-4
1982	4/3	Coral Gables, Fla.	W	15-5
1982	5/29+	Coral Gables, Fla.	W	9-4
1983	3/4	Tampa, Fla.	W	6-1
1983	3/5	Tampa, Fla.	W	2-1
1983	3/6	Tampa, Fla.	W	11-5
1983	3/25	Coral Gables, Fla.	W	10-7
1983	3/26	Coral Gables, Fla.	W	8-2
1983	3/27	Coral Gables, Fla.	W	6-5
1984	2/5	Coral Gables, Fla.	L	4-6
1984	3/6	Tampa, Fla.	L	7-8
1984	3/6	Tampa, Fla.	L	1-2
1984	3/7	Tampa, Fla.	L	11-18
1984	3/30	Coral Gables, Fla.	W	11-2
1984	3/31	Coral Gables, Fla.	W	20-3
1984	4/1	Coral Gables, Fla.	L	13-16
1985	2/5	Tampa, Fla.	L	3-4
1985	5/17	Coral Gables, Fla.	W	9-0
1985	5/18	Coral Gables, Fla.	L	1-2
1985	5/19	Coral Gables, Fla.	W	8-3
1986	2/11	Tampa, Fla.	L	2-7
1986	2/12	Tampa, Fla.	W	6-5
1986	2/21	Coral Gables, Fla.	L	4-12
1986	2/22	Coral Gables, Fla.	W	24-2
1987	2/13	Coral Gables, Fla.	L	2-4
1987	2/14	Coral Gables, Fla.	W	10-8
1987	3/3	Tampa, Fla.	W	4-2
1987	3/4	Tampa, Fla.	L	3-7
1988	2/12	Coral Gables, Fla.	W	1-0
1988	2/13	Coral Gables, Fla.	W	4-3
1988	4/18	Tampa, Fla.	W	11-4
1988	4/19	Tampa, Fla.	L	8-11
1989	2/10	Coral Gables, Fla.	W	1-0 (12)
1989	2/11	Coral Gables, Fla.	W	9-5
1989	2/11	Coral Gables, Fla.	W	7-4
1990	2/9	Tampa, Fla.	W	7-4
1990	2/10	Tampa, Fla.	L	3-4
1990	5/27+	Coral Gables, Fla.	W	5-2
1991	2/19	Coral Gables, Fla.	W	6-1
1991	2/20	Coral Gables, Fla.	W	4-3
1992	3/31	Tampa, Fla.	W	15-3
1992	4/1	Tampa, Fla.	W	8-7
1993	5/11	Coral Gables, Fla.	L	3-5
1993	5/12	Coral Gables, Fla.	W	11-6
1995	2/25	Tampa, Fla.	W	4-3
1995	2/26	Tampa, Fla.	W	4-3
1995	5/27+	Coral Gables, Fla.	W	11-10
1996	5/3	Coral Gables, Fla.	W	3-2
1996	5/4	Coral Gables, Fla.	W	9-5
1996	5/5	Coral Gables, Fla.	L	4-10
1997	3/24	Tampa, Fla.	W	13-2
1997	3/25	Tampa, Fla.	L	2-11
1998	1/30	Coral Gables, Fla.	W	8-5
1998	1/31	Coral Gables, Fla.	W	10-3
1998	2/1	Coral Gables, Fla.	L	2-15
1999	3/16	Tampa, Fla.	W	8-5
1999	3/17	Tampa, Fla.	W	9-4
2000	2/18	Coral Gables, Fla.	W	8-3
2000	2/29	Coral Gables, Fla.	W	6-0
2000	2/20	Coral Gables, Fla.	W	3-2
2001	3/13	Tampa, Fla.	W	8-2
2001	3/14	Tampa, Fla.	W	13-9
2002	3/8	Coral Gables, Fla.	L	6-7
2002	3/9	Coral Gables, Fla.	L	7-13
2002	3/10	Coral Gables, Fla.	W	8-5
2003	3/11	Coral Gables, Fla.	W	3-2

YEAR	DATE	SITE	W/L	SCORE
2003	3/12	Coral Gables, Fla.	W	6-4
2004	3/16	Tampa, Fla.	L	2-7
2004	3/17	Tampa, Fla.	W	17-3
2005	2/11	Coral Gables, Fla.	W	11-9
2005	2/12	Coral Gables, Fla.	W	7-5
2005	2/13	Coral Gables, Fla.	W	9-4
2010	3/2	Tampa, Fla.	W	15-2
2010	4/28	Coral Gables, Fla.	W	14-7
2011	3/1	Tampa, Fla.	L	2-4
2011	4/27	Coral Gables, Fla.	W	14-5

Coral Gables: Miami leads, 51-14

Tampa: Miami leads, 32-15

## UNION

### MIAMI LEADS, 3-0

YEAR	DATE	SITE	W/L	SCORE
1971	3/8	Coral Gables, Fla.	W	8-0
1971	3/8	Coral Gables, Fla.	W	5-0
1971	3/9	Coral Gables, Fla.	W	4-1

Coral Gables: Miami leads, 3-0

## VANDERBILT

### MIAMI LEADS, 2-0

YEAR	DATE	SITE	W/L	SCORE
1973	5/28+	Starkville, Miss.	W	6-5
1974	5/24+	Starkville, Miss.	W	7-1

Neutral Site: Miami leads, 2-0

## VERMONT

### MIAMI LEADS, 1-0

YEAR	DATE	SITE	W/L	SCORE
1998	3/17	Coral Gables, Fla.	W	15-1

Coral Gables: Miami leads, 1-0

## VILLANOVA

### MIAMI LEADS, 4-0

YEAR	DATE	SITE	W/L	SCORE
1989	5/25+	Gainesville, Fla.	W	3-1
1989	5/28+	Gainesville, Fla.	W	4-1
1992	3/3	Coral Gables, Fla.	W	12-2
2000	2/25	Coral Gables, Fla.	W	13-8

Coral Gables: Miami leads, 2-0

Neutral Site: Miami leads, 2-0

## VIRGINIA

### TIED, 21-22

YEAR	DATE	SITE	W/L	SCORE
1985	5/26+	Coral Gables, Fla.	W	11-6
2001	4/27	Coral Gables, Fla.	L	0-5
2001	4/28	Coral Gables, Fla.	W	5-1
2001	4/29	Coral Gables, Fla.	W	12-6
2003	4/11	Charlottesville, Va.	W	6-1
2003	4/12	Charlottesville, Va.	W	10-4
2003	4/13	Charlottesville, Va.	L	2-17
2004	4/23	Coral Gables, Fla.	W	8-0
2004	4/24	Coral Gables, Fla.	W	22-3
2004	4/25	Coral Gables, Fla.	L	3-4
2005	5/13	Charlottesville, Va.	W	7-6
2005	5/14	Charlottesville, Va.	W	1-0
2005	5/15	Charlottesville, Va.	L	3-4
2006	4/21	Coral Gables, Fla.	L	2-8
2006	4/22	Coral Gables, Fla.	L	7-15
2006	4/23	Coral Gables, Fla.	W	9-8 (10)
2007	3/23	Charlottesville, Va.	L	1-4
2007	3/24	Charlottesville, Va.	L	0-3
2007	3/25	Charlottesville, Va.	W	4-2



# SERIES RESULTS

YEAR	DATE	SITE	W/L	SCORE
2008	4/25	Coral Gables, Fla.	W	1-0
2008	4/26	Coral Gables, Fla.	W	4-3 (10)
2008	4/27	Coral Gables, Fla.	W	10-0
2008	5/25*	Jacksonville, Fla.	W	8-4
2009	3/20	Charlottesville, Va.	L	4-9
2009	3/21	Charlottesville, Va.	W	4-3
2009	3/22	Charlottesville, Va.	W	7-5 (8)
2010	5/20	Coral Gables, Fla.	W	5-4 (11)
2010	5/21	Coral Gables, Fla.	L	1-3
2010	5/22	Coral Gables, Fla.	L	4-7
2010	5/29*	Greensboro, N.C.	L	8-12
2011	5/13	Charlottesville, Va.	W	6-2
2011	5/14	Charlottesville, Va.	L	2-3
2011	5/15	Charlottesville, Va.	L	4-5
2011	5/27*	Durham, N.C.	L	4-6
2012	4/28	Coral Gables, Fla.	L	3-7
2012	4/29	Coral Gables, Fla.	L	4-7
2012	4/30	Coral Gables, Fla.	L	4-7
2013	3/29	Charlottesville, Va.	L	4-15
2013	3/30	Charlottesville, Va.	L	1-8
2013	3/31	Charlottesville, Va.	W	4-3
2014	3/22	Coral Gables, Fla.	W	7-1
2014	3/23	Coral Gables, Fla.	L	3-8 (11)
2014	3/24	Coral Gables, Fla.	L	3-5

Coral Gables: Miami leads, 11-11  
Charlottesville: Tied, 9-9  
Neutral Site: Virginia leads, 2-1

## VCU

### MIAMI LEADS, 1-0

YEAR	DATE	SITE	W/L	SCORE
2005	6/3+	Coral Gables, Fla.	W	6-2

Coral Gables: Miami leads, 1-0

## VIRGINIA TECH

### MIAMI LEADS, 23-7

YEAR	DATE	SITE	W/L	SCORE
2005	4/8	Blacksburg, Va.	W	7-3
2005	4/9	Salem, Va.	W	20-5
2005	4/10	Salem, Va.	W	9-5
2006	3/10	Coral Gables, Fla.	W	14-3
2006	3/11	Coral Gables, Fla.	W	12-3
2006	3/12	Coral Gables, Fla.	W	10-4
2007	4/20	Blacksburg, Va.	W	11-9
2007	4/21	Blacksburg, Va.	W	4-3
2007	4/22	Blacksburg, Va.	W	9-5
2008	5/9	Blacksburg, Va.	W	12-4
2008	5/10	Blacksburg, Va.	L	6-7
2008	5/10	Blacksburg, Va.	W	9-2
2009	4/24	Coral Gables, Fla.	W	4-1
2009	4/25	Coral Gables, Fla.	L	4-7
2009	4/26	Coral Gables, Fla.	W	11-3
2010	4/9	Blacksburg, Va.	L	7-9
2010	4/10	Blacksburg, Va.	W	9-2
2010	4/11	Blacksburg, Va.	L	2-4
2011	3/11	Coral Gables, Fla.	W	3-1
2011	3/12	Coral Gables, Fla.	W	2-1
2011	3/13	Coral Gables, Fla.	W	11-1
2012	4/13	Blacksburg, Va.	W	6-4
2012	4/14	Blacksburg, Va.	L	4-5
2012	4/15	Blacksburg, Va.	L	2-3
2013	3/22	Coral Gables, Fla.	W	11-9
2013	3/23	Coral Gables, Fla.	W	2-0
2013	3/24	Coral Gables, Fla.	L	5-8 (10)
2014	4/4	Blacksburg, Va.	W	8-7
2014	4/5	Blacksburg, Va.	W	4-3
2014	4/6	Blacksburg, Va.	W	9-2

Coral Gables: Miami leads, 10-2  
Blacksburg/Salem: Miami leads, 13-5

## WAGNER

### MIAMI LEADS, 1-0

YEAR	DATE	SITE	W/L	SCORE
2000	5/26+	Coral Gables, Fla.	W	19-5

Coral Gables: Miami leads, 1-0

## WAKE FOREST

### MIAMI LEADS, 30-8

YEAR	DATE	SITE	W/L	SCORE
1987	2/24	Coral Gables, Fla.	W	8-1
1987	2/25	Coral Gables, Fla.	W	8-3
1988	2/23	Coral Gables, Fla.	W	10-3
1988	2/24	Coral Gables, Fla.	W	4-2
1993	5/23	Chapel Hill, N.C.	L	4-5
1999	6/4+	Coral Gables, Fla.	W	10-2
1999	6/5+	Coral Gables, Fla.	W	8-1
2000	1/28	Orlando, Fla.	W	6-3
2005	3/18	Winston-Salem, N.C.	W	11-2
2005	3/19	Winston-Salem, N.C.	L	6-13
2005	3/20	Winston-Salem, N.C.	W	12-4
2006	5/12	Coral Gables, Fla.	W	13-1
2006	5/13	Coral Gables, Fla.	W	11-10 (10)
2006	5/14	Coral Gables, Fla.	L	5-8
2006	5/25*	Jacksonville, Fla.	W	4-1
2007	5/11	Winston-Salem, N.C.	W	9-8
2007	5/12	Winston-Salem, N.C.	L	10-12
2007	5/13	Winston-Salem, N.C.	W	2-1
2007	5/26*	Jacksonville, Fla.	L	3-7
2008	3/21	Coral Gables, Fla.	W	17-4
2008	3/23	Coral Gables, Fla.	W	23-2
2009	5/14	Winston-Salem, N.C.	W	23-5
2009	5/16	Winston-Salem, N.C.	W	19-6
2009	5/16	Winston-Salem, N.C.	W	4-2
2010	4/2	Coral Gables, Fla.	W	7-4
2010	4/3	Coral Gables, Fla.	W	9-8 (11)
2010	4/4	Coral Gables, Fla.	W	10-1
2011	3/18	Winston-Salem, N.C.	W	4-1
2011	3/19	Winston-Salem, N.C.	W	4-3
2011	3/20	Winston-Salem, N.C.	W	5-3
2011	5/28*	Durham, N.C.	W	4-2
2012	5/11	Coral Gables, Fla.	W	11-0
2012	5/12	Coral Gables, Fla.	L	2-7
2012	5/13	Coral Gables, Fla.	W	6-3
2012	5/25*	Greensboro, N.C.	W	6-3
2013	5/10	Winston-Salem, N.C.	W	8-3
2013	5/11	Winston-Salem, N.C.	L	4-5
2013	5/12	Winston-Salem, N.C.	L	3-9

Coral Gables: Miami leads, 15-2  
Winston-Salem: Miami leads, 11-4  
Neutral Site: Miami leads, 4-2

## WASHINGTON STATE

### TIED, 1-1

YEAR	DATE	SITE	W/L	SCORE
1990	3/20	Coral Gables, Fla.	W	12-2
1990	3/21	Coral Gables, Fla.	L	0-3

Coral Gables: Tied, 1-1

## WATERLOO

### WATERLOO LEADS, 2-0

YEAR	DATE	SITE	W/L	SCORE
1954		Coral Gables, Fla.	L	2-15
1954		Coral Gables, Fla.	L	0-4

Coral Gables: Waterloo leads, 2-0

## WESLEYAN

### MIAMI LEADS, 20-5-1

YEAR	DATE	SITE	W/L	SCORE
1958	4/1	Coral Gables, Fla.	W	6-5 (10)

YEAR	DATE	SITE	W/L	SCORE
1958	4/2	Coral Gables, Fla.	L	5-21
1961	3/30	Coral Gables, Fla.	W	9-0
1961	3/31	Coral Gables, Fla.	W	7-4
1961	4/1	Coral Gables, Fla.	W	6-0
1962	3/29	Coral Gables, Fla.	L	5-8
1962	3/30	Coral Gables, Fla.	W	7-0
1962	3/31	Coral Gables, Fla.	L	3-6
1963	3/25	Coral Gables, Fla.	L	1-6
1963	3/26	Coral Gables, Fla.	W	8-5
1963	3/27	Coral Gables, Fla.	W	6-5 (10)
1963	3/28	Coral Gables, Fla.	W	6-4
1964	3/26	Coral Gables, Fla.	W	10-2
1964	3/27	Coral Gables, Fla.	W	2-1 (10)
1964	3/28	Coral Gables, Fla.	L	4-6
1964	3/30	Coral Gables, Fla.	W	5-4
1964	3/30	Coral Gables, Fla.	T	4-4
1965	3/29	Coral Gables, Fla.	W	6-5
1965	3/30	Coral Gables, Fla.	W	6-4
1965	3/31	Coral Gables, Fla.	W	6-3
1966	3/31	Coral Gables, Fla.	W	3-2
1966	4/1	Coral Gables, Fla.	W	5-4
1966	4/2	Coral Gables, Fla.	W	3-0
1967	3/30	Coral Gables, Fla.	W	1-0
1967	3/31	Coral Gables, Fla.	W	4-2
1968	3/29	Coral Gables, Fla.	W	5-1

Coral Gables: Miami leads, 20-5-1

## WESTCHESTER STATE

### MIAMI LEADS, 3-2

YEAR	DATE	SITE	W/L	SCORE
1975	3/30	Coral Gables, Fla.	L	6-14
1975	3/31	Coral Gables, Fla.	L	3-5
1976	3/12	Coral Gables, Fla.	W	4-3
1976	3/20	Coral Gables, Fla.	W	8-1
1978	3/23	Coral Gables, Fla.	W	5-2

Coral Gables: Miami leads, 3-2

## WESTERN CAROLINA

### MIAMI LEADS, 4-1

YEAR	DATE	SITE	W/L	SCORE
1986	5/23+	Coral Gables, Fla.	W	10-8
1993	5/28+	Baton Rouge, La.	L	5-10
1994	5/13	Coral Gables, Fla.	W	7-2
1994	5/14	Coral Gables, Fla.	W	8-2
1994	5/15	Coral Gables, Fla.	W	5-4

Coral Gables: Miami leads, 4-0  
Neutral Site: Western Carolina leads, 1-0

## WESTERN KENTUCKY

### MIAMI LEADS, 1-0

YEAR	DATE	SITE	W/L	SCORE
1978	3/16	Coral Gables, Fla.	W	3-2

Coral Gables: Miami leads, 1-0

## WESTERN MICHIGAN

### MIAMI LEADS, 2-0-1

YEAR	DATE	SITE	W/L	SCORE
1968	3/25	Coral Gables, Fla.	W	3-1
1968	3/27	Coral Gables, Fla.	W	5-1
1968	3/28	Coral Gables, Fla.	T	6-6

Coral Gables: Miami leads, 2-0-1

## WICHITA STATE

### MIAMI LEADS, 6-3

YEAR	DATE	SITE	W/L	SCORE
1982	6/7#	Omaha, Neb.	W	4-3



## SERIES RESULTS

1982	6/12#	Omaha, Neb.	W	9-3
1983	2/11	Coral Gables, Fla.	W	12-8
1983	2/14	Coral Gables, Fla.	L	3-5
1983	2/14	Coral Gables, Fla.	L	3-5
1984	5/17	Wichita, Kan.	L	7-8 (11)
1984	5/18	Wichita, Kan.	W	14-4
1984	5/19	Wichita, Kan.	W	5-4
1990	3/30	Minneapolis, Minn.	W	2-1

**Coral Gables:** Wichita State leads, 2-1

**Wichita:** Miami leads, 2-1

**Neutral Site:** Miami leads, 3-0

1957	3/21	Coral Gables, Fla.	L	7-23
1959	3/23	Coral Gables, Fla.	W	4-1
1959	3/26	Coral Gables, Fla.	W	3-2
1959	3/28	Coral Gables, Fla.	W	6-2
1959	3/30	Coral Gables, Fla.	L	2-6 (10)
1959	3/30	Coral Gables, Fla.	L	3-4
1959	3/31	Coral Gables, Fla.	W	11-9

**Coral Gables:** Miami leads, 6-3

1954	5/11		W	8-1
------	------	--	---	-----

## PARRIS ISLAND MARINES

**PARRIS ISLAND MARINES LEAD, 6-1-1**

YEAR	DATE	SITE	W/L	SCORE
1951	3/27		L	0-2
1951	3/28		W	5-3
1952	3/31		L	2-6
1952	4/1		L	1-6
1953	4/6		T	12-12
1953	4/7		L	3-8
1954	3/29		L	0-10
1954	3/30		L	2-7

## PATRICK AFB

**MIAMI LEADS, 10-2**

YEAR	DATE	SITE	W/L	SCORE
1952	5/3	Coral Gables, Fla.	W	14-5
1953	3/16	Coral Gables, Fla.	W	13-1
1953	3/17	Coral Gables, Fla.	L	7-11
1953	3/20	Cocoa, Fla.	W	7-3
1953	3/21	Cocoa, Fla.	W	12-5
1954	5/2	Coral Gables, Fla.	L	0-7
1954	5/2	Coral Gables, Fla.	W	9-6
1954	5/3	Coral Gables, Fla.	W	3-2
1955	3/18	Coral Gables, Fla.	W	15-2
1955	3/19	Coral Gables, Fla.	W	15-2
1955	4/24	Cocoa, Fla.	W	8-0
1955	4/24	Cocoa, Fla.	W	4-0

**Coral Gables:** Miami leads, 6-2

**Cocoa:** Miami leads, 4-0

## PINE CASTLE AFB

**MIAMI LEADS, 3-0**

YEAR	DATE	SITE	W/L	SCORE
1955	3/25	Orlando, Fla.	W	12-4
1955	4/6	Coral Gables, Fla.	W	10-0
1955	4/7	Coral Gables, Fla.	W	9-5

**Coral Gables:** Miami leads, 2-0

**Orlando:** Miami leads, 1-0

## OLYMPIC TEAMS (3-0)

### ITALY

**MIAMI LEADS, 2-0**

YEAR	DATE	SITE	W/L	SCORE
1967	3/26*	Coral Gables, Fla.	W	11-0
1984	2/15*	Coral Gables, Fla.	W	10-0

**Coral Gables:** Miami leads, 2-0

## PANAMA

**MIAMI LEADS, 1-0**

YEAR	DATE	SITE	W/L	SCORE
1986	4/5*	Minneapolis, Minn.	W	8-0

**Neutral Site:** Miami leads, 1-0

## MAJOR LEAGUE TEAMS (2-28-1)

### ATLANTA BRAVES

**ATLANTA BRAVES LEAD, 2-0**

YEAR	DATE	SITE	W/L	SCORE
1983	3/13*	Coral Gables, Fla.	L	0-4
1984	3/20*	Coral Gables, Fla.	L	5-13

**Coral Gables:** Atlanta Braves lead, 2-0

## WILLIAM & MARY

**MIAMI LEADS, 2-0**

YEAR	DATE	SITE	W/L	SCORE
1969	4/4	Coral Gables, Fla.	W	3-1
1969	4/5	Coral Gables, Fla.	W	11-5

**Coral Gables:** Miami leads, 2-0

## WILLIAM PATTERSON

**MIAMI LEADS, 1-0**

YEAR	DATE	SITE	W/L	SCORE
1982	3/21	Coral Gables, Fla.	W	17-7

**Coral Gables:** Miami leads, 1-0

## WINTHROP

**MIAMI LEADS, 4-2**

YEAR	DATE	SITE	W/L	SCORE
1999	5/14	Coral Gables, Fla.	W	17-1
1999	5/15	Coral Gables, Fla.	W	9-2
1999	5/16	Coral Gables, Fla.	W	8-2
2006	2/3	Coral Gables, Fla.	W	16-4
2006	2/5	Coral Gables, Fla.	L	3-8
2006	2/5	Coral Gables, Fla.	L	3-4

**Coral Gables:** Miami leads, 4-2

## WISCONSIN-MILWAUKEE

**MIAMI LEADS, 3-1**

YEAR	DATE	SITE	W/L	SCORE
2002	3/20	Coral Gables, Fla.	L	10-13
2013	2/22	Coral Gables, Fla.	W	6-1
2013	2/23	Coral Gables, Fla.	W	6-1
2013	2/24	Coral Gables, Fla.	W	7-6

**Coral Gables:** Miami leads, 3-1

## WRIGHT STATE

**MIAMI LEADS, 6-0**

YEAR	DATE	SITE	W/L	SCORE
2006	5/5	Coral Gables, Fla.	W	4-2
2006	5/6	Coral Gables, Fla.	W	14-1
2006	5/7	Coral Gables, Fla.	W	15-1
2007	5/4	Coral Gables, Fla.	W	3-2
2007	5/5	Coral Gables, Fla.	W	11-2
2007	5/6	Coral Gables, Fla.	W	13-5

**Coral Gables:** Miami leads, 6-0

## YALE

**MIAMI LEADS, 6-3**

YEAR	DATE	SITE	W/L	SCORE
1957	3/19	Coral Gables, Fla.	W	9-8
1957	3/20	Coral Gables, Fla.	W	8-5

## YOUNGSTOWN STATE

**MIAMI LEADS, 1-0**

YEAR	DATE	SITE	W/L	SCORE
1992	3/22	Coral Gables, Fla.	W	12-3

**Coral Gables:** Miami leads, 1-0

## MILITARY TEAMS (22-13-1)

### 425th AIR FORCE

**MIAMI LEADS, 1-0**

YEAR	DATE	SITE	W/L	SCORE
1951	4/21	Coral Gables, Fla.	W	11-2

**Coral Gables:** Miami leads, 1-0

## CHERRY POINT MARINES

**MIAMI LEADS, 2-0**

YEAR	DATE	SITE	W/L	SCORE
1949	4/26	Coral Gables, Fla.	W	10-2
1949	4/27	Coral Gables, Fla.	W	15-1

**Coral Gables:** Miami leads, 2-0

## FT. BENNING INFANTRY

**FT. BENNING INFANTRY LEADS, 1-0**

YEAR	DATE	SITE	W/L	SCORE
1946	4/16	Ft. Benning, Ga.	L	0-7

**Ft. Benning:** Ft. Benning Infantry leads, 1-0

## FT. BENNING PARA

**MIAMI LEADS, 1-0**

YEAR	DATE	SITE	W/L	SCORE
1946	4/16	Ft. Benning, Ga.	W	9-5

**Ft. Benning:** Miami leads, 1-0

## MARITIME ACADEMY

**MIAMI LEADS, 1-0**

YEAR	DATE	SITE	W/L	SCORE
1953	3/1*		W	11-1

## McDILL AFB

**TIED, 1-1**

YEAR	DATE	SITE	W/L	SCORE
1946	4/29	Coral Gables, Fla.	W	6-4
1946	4/30	Coral Gables, Fla.	L	11-13

**Coral Gables:** Tied, 1-1

## OPA LOCKA MARINES

**OPA LOCKA MARINES LEAD, 3-2**

YEAR	DATE	SITE	W/L	SCORE
1953	4/11		L	6-7
1953	5/8		L	2-4
1953	5/9		L	6-10 (10)
1954	5/10		W	15-8



# SERIES RESULTS

## BALTIMORE ORIOLES

### BALTIMORE ORIOLES LEAD, 8-1

YEAR	DATE	SITE	W/L	SCORE
1976	4/5*	Coral Gables, Fla.	L	4-11
1977	3/31*	Coral Gables, Fla.	L	7-11
1979	4/1*	Coral Gables, Fla.	L	3-5
1980	3/13*	Coral Gables, Fla.	L	2-8
1981	4/6*	Coral Gables, Fla.	L	2-16
1982	3/10*	Coral Gables, Fla.	W	7-6
1983	3/31*	Coral Gables, Fla.	L	7-14
1984	3/13*	Coral Gables, Fla.	L	2-12
1989	3/14*	Coral Gables, Fla.	L	0-5

Coral Gables: Baltimore Orioles lead, 8-1

## BROOKLYN DODGERS

### BROOKLYN DODGERS LEAD, 1-0

YEAR	DATE	SITE	W/L	SCORE
1950	3/17*	Coral Gables, Fla.	L	0-2

Coral Gables: Brooklyn Dodgers lead, 1-0

## BROOKLYN DODGERS 'B'

### BROOKLYN DODGERS 'B' LEADS, 4-0

YEAR	DATE	SITE	W/L	SCORE
1951	3/16*		L	5-13
1951	3/17*		L	0-1
1952	3/11*		L	1-7
1952	3/24*		L	2-11

## MIAMI MARLINS

### MIAMI MARLINS LEAD, 9-2-1

YEAR	DATE	SITE	W/L	SCORE
1997	3/30*	Homestead, Fla.	L	1-2
1999	3/4*	Coral Gables, Fla.	L	3-12
2000	4/1*	Coral Gables, Fla.	L	6-12
2002	3/6*	Coral Gables, Fla.	T	5-5 (3)
2003	2/27*	Jupiter, Fla.	L	1-5
2004	3/3*	Jupiter, Fla.	L	6-7
2005	3/1*	Jupiter, Fla.	W	9-7
2006	3/1*	Jupiter, Fla.	L	8-9
2008	2/26*	Jupiter, Fla.	L	2-7
2010	3/3*	Jupiter, Fla.	L	3-19
2011	2/27*	Jupiter, Fla.	W	9-8
2012	3/6*	Miami, Fla.	L	6-7

Coral Gables: Miami Marlins lead, 2-0-1

Jupiter: Miami Marlins lead, 5-2

Neutral Site: Miami Marlins lead, 2-0

## MONTREAL EXPOS

### MONTREAL EXPOS LEAD, 3-0

YEAR	DATE	SITE	W/L	SCORE
1978	4/5*	Coral Gables, Fla.	L	
1982	3/23*	West Palm Beach, Fla.	L	4-12
1982	3/30*	Coral Gables, Fla.	L	0-7

Coral Gables: Montreal Expos lead, 2-0

West Palm Beach: Montreal Expos lead, 1-0

## TAMPA BAY DEVIL RAYS

### TAMPA BAY DEVIL RAYS LEAD, 1-0

YEAR	DATE	SITE	W/L	SCORE
1999	3/3*	Tampa Bay, Fla.	L	0-5

Tampa Bay: Tampa Bay Devil Rays lead, 1-0

## PROFESSIONAL TEAMS (3-5)

## ATLANTA CRACKERS

### ATLANTA CRACKERS LEAD, 1-0

YEAR	DATE	SITE	W/L	SCORE
1953	3/8*		L	0-6

## CORAL GABLES SUN SOX

### CORAL GABLES SUN SOX LEADS, 1-0

YEAR	DATE	SITE	W/L	SCORE
1952	3/22*	Vero Beach	L	3-6

Neutral Site: Coral Gables Sun Sox leads, 1-0

## FT. LAUDERDALE BRAVES

### FT. LAUDERDALE BRAVES LEAD, 1-0

YEAR	DATE	SITE	W/L	SCORE
1950	3/18*	Coral Gables, Fla.	L	1-2

Coral Gables: Ft. Lauderdale Braves lead, 1-0

## MIAMI BEACH FLAMINGOS

### TIED, 1-1

YEAR	DATE	SITE	W/L	SCORE
1950	3/22*	Coral Gables, Fla.	W	3-2
1951	4/3*	Miami, Fla.	L	2-8

Coral Gables: Miami leads, 1-0

Miami: Miami Beach Flamingos lead, 1-0

## MIAMI MARLINS

### MIAMI LEADS, 2-0

YEAR	DATE	SITE	W/L	SCORE
1982	4/6*	Coral Gables, Fla.	W	15-6
1982	4/7*	Coral Gables, Fla.	W	6-3

Coral Gables: Miami leads, 2-0

## MIAMI SUN SOX

### MIAMI SUN SOX LEADS, 2-0

YEAR	DATE	SITE	W/L	SCORE
1950	3/30*	Coral Gables, Fla.	L	0-5

Coral Gables: Miami Sun Sox leads, 1-0

### KEY

% - ACC Tournament

+ - NCAA Regional

\$ - NCAA Super Regional

# - College World Series

\* - Exhibition

# NCAA TOURNAMENT HISTORY

## MIAMI IN NCAA TOURNAMENT (176-91, .659)

YEAR	REGIONAL SITE (RECORD)	SUPER REGIONAL OPPONENT (RECORD)	COLLEGE WORLD SERIES RECORD	FINISH	COACH	NOTES
1971	Gastonia, N.C. (1-2)	—	—	—	Ron Fraser	First postseason appearances
1973	Starkville, Miss. (3-2)	—	—	—	Ron Fraser	Began 41-year postseason streak
1974	Starkville, Miss. (4-1)	—	3-2	2ND	Ron Fraser	First of 23 CWS appearances
1975	Starkville, Miss. (2-2)	—	—	—	Ron Fraser	Third of 14-year streak w/40+ wins
1976	Arlington, Texas (1-2)	—	—	—	Ron Fraser	Fifth straight non-FL Regional (10 total)
1977	Coral Gables, Fla. (3-2)	—	—	—	Ron Fraser	First time hosting an NCAA Regional
1978	Coral Gables, Fla. (4-1)	—	2-2	T-3RD	Ron Fraser	Began five-year streak of CWS trips
1979	Coral Gables, Fla. (3-0)	—	0-2	Outside Top 4	Ron Fraser	Second of four-year streak > .800 W%
1980	Coral Gables, Fla. (3-0)	—	2-2	4TH	Ron Fraser	Third of six-year streak w/50+ Ws
1981	Coral Gables, Fla. (4-0)	—	1-2	Outside Top 4	Ron Fraser	First 60+ win season (UM record .859)
1982	Coral Gables, Fla. (3-0)	—	5-0	CHAMPION	Ron Fraser	First championship; Danny Smith MOP
1983	Tallahassee, Fla. (2-2)	—	—	—	Ron Fraser	Ended 13-game Regional winning streak
1984	Tallahassee, Fla. (4-1)	—	1-2	Outside Top 4	Ron Fraser	Began three-year streak of CWS trips
1985	Coral Gables, Fla. (3-1)	—	5-1	CHAMPION	Ron Fraser	Second championship; Greg Ellena MOP
1986	Coral Gables, Fla. (4-0)	—	3-2	3RD	Ron Fraser	Eighth time in nine years w/50+ wins
1987	Tallahassee, Fla. (0-2)	—	—	—	Ron Fraser	First time going winless in postseason
1988	Coral Gables, Fla. (4-0)	—	1-2	Outside Top 4	Ron Fraser	First of 16 of 18 year stretch < 20 Ls
1989	Gainesville, Fla. (4-1)	—	1-2	Outside Top 4	Ron Fraser	First Gainesville Regional (four total)
1990	Coral Gables, Fla. (3-2)	—	—	—	Ron Fraser	Sixth of 11 all-time .800+ W% seasons
1991	Fresno, Calif. (1-2)	—	—	—	Ron Fraser	Ended 14-year streak w/Regional in Fla.
1992	Coral Gables, Fla. (4-1)	—	2-2	T-3RD	Ron Fraser	Only lost seven games in regular season
1993	Baton Rouge, La. (0-2)	—	—	—	Brad Kelley	Only time from '88-'01 under 40 wins
1994	Coral Gables, Fla. (4-0)	—	1-2	Outside Top 4	Jim Morris	Began six-year streak of CWS trips
1995	Coral Gables, Fla. (4-1)	—	2-2	T-3RD	Jim Morris	Both CWS losses to USC (finished 2nd)
1996	Austin, Texas (4-1)	—	3-1	2ND	Jim Morris	Pat Burrell CWS MOP/nonwinning team
1997	Coral Gables, Fla. (5-1)	—	2-2	T-3RD	Jim Morris	Only time with five wins in Regional
1998	Coral Gables, Fla. (4-1)	—	1-2	Outside Top 4	Jim Morris	Third of four-year streak w/50+ wins
1999	Coral Gables, Fla. (3-0)	vs. Wake Forest (2-0)	4-0	CHAMPION	Jim Morris	Third championship; Beat FSU in final
2000	Coral Gables, Fla. (3-0)	@ Florida State (1-2)	—	—	Jim Morris	UM grad Bertman won fifth title w/LSU
2001	Coral Gables, Fla. (3-0)	vs. Clemson (2-0)	4-0	CHAMPION	Jim Morris	Fourth championship; C. Jimerson MOP
2002	Gainesville, Fla. (3-1)	@ South Carolina (1-2)	—	—	Jim Morris	Ended 14-game Regional winning streak
2003	Coral Gables, Fla. (3-1)	vs. NC State (2-0)	1-2	Outside Top 4	Jim Morris	Both CWS losses to Texas (won title)
2004	Coral Gables, Fla. (3-0)	vs. Florida (2-0)	0-2	Outside Top 4	Jim Morris	Only prior winless CWS trip was 1979
2005	Coral Gables, Fla. (3-0)	@ Nebraska (0-2)	—	—	Jim Morris	First time swept in Super Regional
2006	Lincoln, Neb. (3-0)	@ Mississippi (2-1)	0-2	Outside Top 4	Jim Morris	Second straight CWS trip with no wins
2007	Columbia, Mo. (1-2)	—	—	—	Jim Morris	Ended 10-game Regional winning streak
2008	Coral Gables, Fla. (3-0)	vs. Arizona (2-1)	1-2	Outside Top 4	Jim Morris	Only lost eight games in regular season
2009	Gainesville, Fla. (2-2)	—	—	—	Jim Morris	First of three straight eliminated by UF
2010	Coral Gables, Fla. (3-1)	@ Florida (0-2)	—	—	Jim Morris	90-91 last time two straight w/o CWS
2011	Gainesville, Fla. (2-2)	—	—	—	Jim Morris	Regional hosted by CWS runner-up UF
2012	Coral Gables, Fla. (0-2)	—	—	—	Jim Morris	Hosted CWS contender #4 seed SBU
2013	Louisville, Ky. (1-2)	—	—	—	Jim Morris	Traveled to future ACC member UofL
2014	Coral Gables, Fla. (3-2)	—	—	—	Jim Morris	Won ACC Reg. Season Championship

## NCAA TOURNAMENT RECORD BREAKDOWN

### BY ROUND

	W	L	PCT
Regional	120	45	.727
Super Regional	14	10	.583
College World Series	45	38	.542

### BY REGIONAL SITE

	W	L	PCT
Arlington, Texas	1	2	.333
Austin, Texas	4	1	.800
Baton Rouge, La.	0	2	.000
Columbia, Mo.	1	2	.333
Coral Gables, Fla.	82	16	.836
Fresno, Calif.	1	2	.333
Gainesville, Fla.	11	6	.647
Gastonia, N.C.	1	2	.333
Lincoln, Neb.	3	0	1.000
Louisville, Ky.	1	2	.333
Starkville, Miss.	9	5	.643
Tallahassee, Fla.	6	5	.545

### BY SUPER REGIONAL SITE

	W	L	PCT
Coral Gables, Fla.	10	1	.909
Columbia, S.C.	1	2	.333
Gainesville, Fla.	0	2	.000
Lincoln, Neb.	0	2	.000
Oxford, Miss.	2	1	.667
Tallahassee, Fla.	1	2	.333

### BY COACH

	W	L	PCT
Ron Fraser	86	45	.656
Brad Kelley	0	2	.000
Jim Morris	93	46	.669

# COLLEGE BASEBALL HALL OF FAME INDUCTEES

## RON FRASER

COLLEGE BASEBALL HALL OF FAME INDUCTEE (2006)  
 HEAD COACH (1963-1992)

"The Wizard of College Baseball." In a career spanning 30 years, the Nutley, N.J., native won just about everything, including NCAA national titles in 1982 and 1985. He left the coaching ranks as second winningest all-time coach with a 1,271-438-9 (.747) record. His UM teams set a NCAA record with 20 consecutive playoff appearances. His career at Miami spanned more than three decades, with eight trips to the College World Series. A 26-time coach of the year, he is a member of five halls of fame. Ron Fraser's uniform No. 1 was retired on April 24, 1993.

It was Fraser's knack for marketing and promotion that drew the masses and earned him the nickname "The Wizard of College Baseball." Miami players were wearing white shoes and colored gloves before Charlie Finley. Perhaps Fraser's biggest extravaganza was the baseball fundraiser dubbed "A Night With Ron Fraser" on Feb. 16, 1977, a \$5,000-a-plate gourmet dinner on the infield. Five-star chefs served a 10-course dinner of caviar, Alaskan king crab legs and pheasant under glass. A harpist in a white tuxedo played on the mound and violinists strolled among the tables. It was a huge success, covered by media from across the world. Fraser's expertise extended worldwide. On the international front, his crowning glory was becoming the first Team USA coach when baseball was a medal sport at the 1992 Summer Games.




## SKIP BERTMAN

COLLEGE BASEBALL HALL OF FAME INDUCTEE (2006)  
 ASSISTANT COACH (1976-1983)

Bertman guided LSU to five NCAA baseball titles (1991, '93, '96, '97, 2000), seven SEC championships and a record of 870-330-3 (.724) in 18 seasons (1984-2001). He was named National Coach of the Year six times, and his teams drew huge crowds to venerable Alex Box Stadium, as LSU led the nation in attendance in each of his final six seasons (1996-2001).

Bertman also served as head coach of the 1996 U.S. Olympic team that captured the bronze medal in Atlanta. He was inducted into the American Baseball Coaches Association Hall of Fame in January 2003. In a Baseball America poll released in January 1999, Bertman was voted the second greatest college baseball coach of the 20th century, trailing only Rod Dedeaux of USC. Prior to his appointment at LSU, Bertman stellar recognition as one of the nation's brightest assistant coaches while at the University of Miami (Fla.) for eight seasons (1976-83). He earned his B.A. in health and physical education from Miami in 1961 and received his master's degree from UM in 1964.



## NEAL HEATON

COLLEGE BASEBALL HALL OF FAME INDUCTEE (2008)  
 PITCHER (1979-81)

Neal Heaton, nicknamed "The Heater" during his time with the Hurricanes, holds almost all of Miami's pitching records, including victories in a season (18) and career (42) and strikeouts in a game (23), season (172) and career (381).

In three years, Heaton was twice named an All-American, by ABCA in 1980 and by consensus in 1981 and in 1981 was drafted by the Cleveland Indians.

Heaton is the first Hurricane to play in a big league all-star game and was inducted into the UM Hall of Fame in 1992.



# COLLEGE BASEBALL HALL OF FAME INDUCTEES

## ALEX FERNANDEZ


COLLEGE BASEBALL HALL OF FAME INDUCTEE (2014)  
PITCHER (1989)

Alex Fernandez was named Freshman of the Year and a first-team All-American in 1989, where he won 15 games with a 2.01 ERA and 177 strikeouts in 147 innings.

Fernandez threw the first no-hitter by a freshman in program history on March 18, and four days later recorded a 15-strikeout game against rival Florida. His eight complete games in 1989 rank eighth-most for a single-season by any Hurricanes pitcher all-time, while his 177 strikeouts rank second-most for a single season.

Fernandez went on to play at Miami-Dade College before declaring for the 1990 MLB Draft. He was the fourth overall pick that season, and went on to 10-year professional career.

He was a key player on a Florida Marlins team that won the 1997 World Series.



## MIKE FIORE

COLLEGE BASEBALL HALL OF FAME INDUCTEE (2014)  
OUTFIELDER (1985-88)

A four-year UM starter, Fiore rewrote the Hurricanes record books by setting 12 UM batting marks, including hits (341), runs (258), doubles (63), runs batted in (235) and total bases (506).

Fiore earned Freshman All-American honors in leading Miami to the 1985 NCAA crown and was a consensus All-American as a senior. He is the only Dick Howser Trophy winner in program history, having earned the honor in 1987 after leading the Hurricanes to an appearance in the College World Series in Omaha, Neb.

Fiore also played on the 1988 gold-medal winning USA Olympic team.

Fiore completed his business degree on time in 1988, and following that season, was drafted and signed by the St. Louis Cardinals. For five seasons, he served as Associate Director and General Manager for USA Baseball.





# NATIONAL AWARD WINNERS

## PAT BURRELL

### 1998 GOLDEN SPIKES AWARD

Miami's baseball program has seen many great players, but none came to Mark Light Stadium with more expectations, or accomplished more than Pat Burrell. The 1995 California Coaches Player of the Year at San Jose's Bellarmine Prep School, Burrell was selected with the 43rd overall pick in the 1995 MLB Draft by the Boston Red Sox, but chose Miami over professional baseball. Hurricane fans are grateful he did.

Nicknamed "Pat the Bat", his 1996 season was one of the best in college baseball history. He hit a home run in his first game in the Orange & Green, and tallied five home runs in his first six games. He became the first freshman in NCAA history to lead the nation in hitting with a .484 batting average. He totaled 23 home runs and 64 RBI, as the Canes advanced to the Championship Game of the College World Series, where he became only the third player ever to win the CWS MVP award on a team that did not win the title. He was named a first-team All-American by *Collegiate Baseball* and *Baseball America*.

The third baseman followed his impressive debut season with 21 home runs, 76 RBI and a .409 average in 1997, once again winning All-American honors. He toured with Team USA, hitting 12 homers in 34 games and was named Summer Player of the Year by *Baseball America*. In 1998, Pat missed 38 games due to a back injury, but still compiled 17 HR's with 47 RBI with a .432 average, leading the Canes to the CWS for the third straight year. His .886 career slugging percentage ranks second all-time in NCAA history, and his .442 career batting average is seventh all-time, both school records. In the Miami record books, Burrell ranks second in career home runs (61), second in total bases (465), fifth in RBI (187), and fourth in walks (170).

The Philadelphia Phillies made Pat the #1 overall pick in the 1998 Major League Baseball draft. He joined the big league club in 2000, finishing fourth in Rookie of the Year balloting. He was co-winner of the 2005 Mike Schmidt Phillies MVP Award. In 2007, he joined Schmidt and Bobby Abreu as the only Phillies players in history to hit 20 homers in seven consecutive seasons.

In 2002, he established "Burrell's Buddies", providing tickets to youth groups that show outstanding character. Pat and his wife, the former Michelle Fonseca, were married November, 10, 2007 in California.

#### BURRELL'S INDIVIDUAL ACCOLADES:

- 1998 Golden Spikes Award winner
- *ABCA/Rawlings* All-America First Team selection (1996, 1997)
- *Baseball America* All-America First Team selection (1996, 1997)
- *Baseball America* All-America Third Team selection (1998)
- *Collegiate Baseball/Louisville Slugger* All-America First Team selection (1996, 1997)
- *NCBWA* Super Team selection (1996, 1997, 1998)
- *Sporting News* All-America selection (1997)
- *ABCA* All-Atlantic Region selection (1997, 1998)
- No. 1 overall selection, 1998 Major League Baseball First-Year Player Draft

## MIKE FIORE

### 1987 DICK HOWSER TROPHY

A four-year UM starter, Mike Fiore was a member of the 1988 gold medal-winning USA team. The gritty outfielder rewrote the Hurricanes' record book by setting 12 UM batting marks, including hits (341), runs (258), doubles (63), runs batted in (235) and total bases (506).

Fiore earned Freshman All-American honors in leading Miami to the 1985 NCAA crown and was a consensus All-American as a senior. Fiore completed his business degree on time in 1988, and following that season, was drafted and signed by the St. Louis Cardinals. For five seasons, he was the the Associate Director and General Manager for USA Baseball.

#### FIORE'S INDIVIDUAL ACCOLADES:

- 1987 Dick Howser Trophy winner
- *ABCA/Rawlings* All-America First Team selection (1988)
- *Baseball America* All-America First Team selection (1988)
- *ABCA* All-Atlantic Region selection (1987, 1988)

## ORLANDO GONZALEZ

### 1974 LEFTY GOMEZ PLATE

The first University of Miami player ever to have his jersey retired (No. 20), Orlando Gonzalez has gone down in the UM annuals as the team's best all-around first baseman. A .300 hitter out of Dade South Community College, Gonzalez hit .338 and stole 34 bases in his first season with the Canes. He followed that performance with a banner senior season. He slugged his way to a .402 average and stole a then-NCAA record 62 bases. His aggressive style at the plate and on the base paths led the Hurricanes to their first-ever College World Series, where Miami finished second to Southern Cal. who that year won its fifth-consecutive CWS title.

Following that College World Series which saw "Big O" drive in seven runs with his seven hits, he became the first recipient of the annual Lefty Gomez Plate Award as the outstanding player in collegiate baseball. He was named to the College World Series all-tournament team and as an All-American selection by *Sporting News* and the NCAA coaches as well.

Although not a power hitter--as a lefty shooting against long right field fences he hit but two homers in 1973 and one in 1974-- Gonzalez did have the tools of a fine baseball player. He combined overall hitting with great speed and quickness. He also was adept with the glove. He was a part of most of UM's 68 double plays-- a UM record for that time in twin killings. Gonzalez was drafted by the Cleveland Indians following his two-year stint at UM. It was with the Philadelphia Phillies and the Oakland Athletics, though, that he played at the major league level.

#### GONZALEZ' INDIVIDUAL ACCOLADES:

- 1974 Lefty Gomez Plate award winner
- *ABCA/Rawlings* All-America First Team selection (1974)
- *The Sporting News* All-America selection (1974)
- NCAA Coaches Association All-America selection (1974)

# ALL-AMERICANS

## AACBC

### AMERICAN ASSOC. OF COLLEGE BASEBALL COACHES - FIRST TEAM

1974	Orlando Gonzalez, 1B Stan Jakubowski, P
1975	Wayne Krenchicki, SS
1976	Gavin Long, P
1977	Rick Montoni, OF
1980	Neal Heaton, P
1981	Neal Heaton, P

## ABCA / RAWLINGS

### AMERICAN BASEBALL COACHES ASSOCIATION - FIRST TEAM

1969	Larry Pyle, OF
1974	Orlando Gonzalez, 1B
1980	Neal Heaton, P
1981	Neal Heaton, P
1986	Rick Raether, OF
1988	Mike Fiore, OF
1992	Jeff Alkire, P
1994	Danny Graves, P
1996	Pat Burrell, 3B
1997	Pat Burrell, 3B
1998	Alex Santos, P
2010	Yasmani Grandal, C

### AMERICAN BASEBALL COACHES ASSOCIATION - SECOND TEAM

2005	Ryan Braun, 3B Cesar Carrillo, P
2009	Kyle Bellamy, P

### AMERICAN BASEBALL COACHES ASSOCIATION - THIRD TEAM

2013	Bryan Radziewski, P
2014	Chris Diaz, P

## BASEBALL AMERICA

### BASEBALL AMERICA - FIRST TEAM

1981	Neal Heaton, P
1985	Rick Raether, P
1986	Rick Raether, P
1988	Mike Fiore, OF
1989	Alex Fernandez, P
1990	Oscar Munoz, P
1992	Jeff Alkire, P
1994	Danny Graves, P
1996	Pat Burrell, 3B
1997	Pat Burrell, DH
1998	Aubrey Huff, 3B Alex Santos, P

## BASEBALL AMERICA

### BASEBALL AMERICA - FIRST TEAM (cont'd)

2005	Ryan Braun, DH
2008	Yonder Alonso, DH
2009	Kyle Bellamy, P
2010	Yasmani Grandal, C

### BASEBALL AMERICA - SECOND TEAM

1982	Danny Smith, P
1996	Robbie Morrison, P
2005	Cesar Carrillo, P
2007	Yonder Alonso, 1B
2008	Chris Hernandez, P
2008	Blake Tekotte, OF
2008	Jemile Weeks, 2B

### BASEBALL AMERICA - THIRD TEAM

1996	Rudy Gomez, 2B
1997	Robbie Morrison, P
1998	Bobby Hill, SS
1998	Pat Burrell, DH
1998	Robbie Morrison, P
1999	Bobby Hill, SS
2004	Cesar Carrillo, P

## COLLEGIATE BASEBALL / LOUISVILLE SLUGGER

### COLLEGIATE BASEBALL NEWSPAPER - FIRST TEAM

1992	Jeff Alkire, P
1994	Danny Graves, P
1995	Jay Tessmer, P
1996	Pat Burrell, 3B Robbie Morrison, P
1997	Pat Burrell, 3B
2008	Yonder Alonso, DH
2008	Chris Hernandez, P
2008	Jemile Weeks, 2B
2010	Yasmani Grandal, C
2014	Chris Diaz, P

### COLLEGIATE BASEBALL NEWSPAPER - SECOND TEAM

1989	Joe Grahe, P
1992	Charles Johnson, C
1998	Alex Santos, P
1998	Aubrey Huff, DH
1999	Michael Neu, RP
2000	David Gil, P
2001	Javy Rodriguez, SS
2004	Cesar Carrillo, P

## ALL-AMERICANS

### COLLEGIATE BASEBALL / LOUISVILLE SLUGGER

#### COLLEGIATE BASEBALL NEWSPAPER - SECOND TEAM (cont'd)

- 2005 Ryan Braun, 3B  
 Cesar Carrillo, P  
 2009 Kyle Bellamy, P  
 2013 Bryan Radziewski, P

#### COLLEGIATE BASEBALL NEWSPAPER - THIRD TEAM

- 1993 Dave Berg, 2B  
 1995 Kenny Henderson, P  
 1996 J.D. Arteaga, P  
 1997 Robbie Morrison, RP  
 1998 Robbie Morrison, RP  
 1999 Alex Santos, P  
 2000 Kevin Howard, 3B  
 2004 Jim Burt, 1B  
 2005 Jon Jay, OF  
 2007 Yonder Alonso, 1B  
 2010 Chris Hernandez, P

### BASEBALL WEEKLY

#### BASEBALL WEEKLY - FIRST TEAM

- 1998 Alex Santos, P

### NCBWA SUPER TEAM

- 1994 Danny Graves, P  
 Luis Hernandez, 2B  
 1995 Jay Tessmer, P  
 1996 J.D. Arteaga, P  
 Pat Burrell, 3B  
 1997 J.D. Arteaga, P  
 Pat Burrell, 3B  
 1998 Pat Burrell, 3B  
 Bobby Hill, SS  
 Aubrey Huff, 1B  
 Alex Santos, P  
 1999 Bobby Hill, SS

### NCBWA

#### NATIONAL COLLEGIATE BASEBALL WRITERS ASSOC. - FIRST TEAM

- 2005 Cesar Carrillo, P  
 2008 Yonder Alonso, DH  
 2008 Jemile Weeks, 2B  
 2009 Kyle Bellamy, RP

#### NATIONAL COLLEGIATE BASEBALL WRITERS ASSOC. - SECOND TEAM

- 2005 Ryan Braun, 3B  
 2008 Chris Hernandez, P

### NCBWA

#### NATIONAL COLLEGIATE BASEBALL WRITERS ASSOC. - SECOND TEAM

- 2013 Bryan Radziewski

#### NATIONAL COLLEGIATE BASEBALL WRITERS ASSOC. - THIRD TEAM

- 2008 Carlos Gutierrez, RP  
 2014 Bryan Garcia, RP

### SPORTING NEWS

- 1974 Orlando Gonzalez, 1B  
 1978 Augie Ruiz, P  
 1980 Ross Jones, SS  
 1981 Neal Heaton, P  
 1992 Jeff Alkire, P  
 1994 Danny Graves, P  
 1997 Pat Burrell, 3B  
 1998 Aubrey Huff, DH  
 Alex Santos, P

### ABCA ALL-ATLANTIC REGION

- 1984 Darren Mandel, DH  
 1986 Rick Raether, P  
 1987 Mike Fiore, OF  
 1988 Mike Fiore, OF  
 1989 Alex Fernandez, P  
 Joe Grahe, P  
 1990 Oscar Munoz, P  
 1992 Jeff Alkire, P  
 1994 Danny Graves, P  
 1997 J.D. Arteaga, P  
 Pat Burrell, 3B  
 1998 Pat Burrell, 3B  
 Bobby Hill, SS  
 Aubrey Huff, 1B  
 Jason Michaels, OF  
 Alex Santos, P  
 2005 Ryan Braun, 3B  
 Cesar Carrillo, P  
 2006 Eddy Rodriguez, C  
 2010 Yasmani Grandal, C  
 Chris Hernandez, P  
 2013 Chris Diaz, P  
 Bryan Radziewski, P  
 2014 Chris Diaz, P  
 Dale Carey, OF

## RETIRED NUMBERS

### RON FRASER, head coach

**#1**

"The Wizard of College Baseball." In a career spanning 30 years, the Nutley, N.J. native won just about everything, including NCAA national titles in 1982 and 1985. He left the coaching ranks as second-winningest all-time coach with a 1,271-438-9 (.747) record. His UM teams set a NCAA record with 20 consecutive playoff appearances. Fraser's expertise extended worldwide as well.

He got his coaching start with the Netherlands that spawned three European Championships. Fraser guided the 1973 United States team that won the world title. In 1987, he led the USA to three upsets of Cuba and ultimately a Silver Medal at the Pan American Games. On the international front, his crowning glory was becoming the first Team USA coach when baseball was a medal sport at the 1992 Summer Games. A 26-time coach of the year, he is a member of 10 halls of fame, including the first class inducted into the College Baseball Foundation Hall of Fame in 2006. Ron Fraser's uniform No. 1 was retired on April 24, 1993.

### DOUG SHIELDS, outfielder

**#5**

In a stellar four-year career, Shields set a high standard for UM centerfielders for years to come. The Tampa, Fla., native set seven offensive records while leading the Hurricanes to the school's first national title in 1982. Shields is UM's career leader in games played with 284 and ranks second in career at bats with 871. He ranks third in runs scored (238) and hits (271), and is 10th in career RBI with 165. After graduating with a degree in marketing, Shields was signed by the Montreal Expos. However, a knee injury short circuited his pro aspirations. In 1988, Shields was one of 11 founders of the UM's Hall of Fame Locker room in the varsity clubhouse

### PAT BURRELL, third baseman

**#11**

Pat Burrell is the only player in the history of University of Miami baseball to win the coveted Golden Spikes Award. He finished his UM career with the best batting average in school history, hitting .442 over his three-year career and first in slugging percentage at .886. Burrell finished second in career home runs with 61, second in total bases with 465, fifth in RBI with 187 and fourth in walks with 170.

His 1996 freshman campaign was one of the greatest seasons in college baseball history, hitting .484 with 23 home runs and 64 RBI on a team that finished runner-up for the national title. Burrell's sophomore season saw him finish with 21 home runs and a .409 average to go along with 76 RBI. He became Miami's first No. 1 overall pick in the Major League Draft in June of 1998 after hitting .432 with 17 home runs and 47 RBI in an injury-filled junior season.

### MIKE FIORE, outfielder

**#12**

A four-year UM starter, Mike Fiore was a member of the 1988 gold medal-winning USA team. The gritty outfielder rewrote the Hurricanes' record book by setting 12 UM batting marks, including hits (341), runs (258), doubles (63), runs batted in (235) and total bases (506). Fiore earned Freshman All-American honors in leading Miami to the 1985 NCAA crown and was a consensus All-American as a senior. He is also Miami's only Dick Howser Trophy winner, earning the honor in 1987 after leading UM to the College World Series in Omaha, Neb. Fiore completed his business degree on time in 1988, and following that season, was drafted and signed by the St. Louis Cardinals. For five seasons, he was the the Associate Director and General Manager for USA Baseball.

### SKIP BERTMAN, catcher/assistant coach

**#15**

The first Hurricane baseball coach to have his number retired is best known for taking raw talent and transforming it into wins for Miami and a professional prospect. Bertman served as an assistant under Ron Fraser from 1975-83. He was then named the Head Coach at Louisiana State where he quickly turned that program into a national powerhouse. He played for UM as a catcher and outfielder from 1958-60. Bertman was also the head coach of the 1996 United States Olympic Baseball Team and is a member of the University of Miami Sports Hall of Fame. Bertman joined Fraser as an inaugural inductee into the College Baseball Foundation Hall of Fame in 2006.

### ORLANDO GONZALEZ, first baseman

**#20**

Orlando Gonzalez's aggressive style of play at the plate and on the base paths led the Hurricanes to their first College World Series berth in 1974, a runner-up finish to Southern California. Gonzalez was named to the all-tournament team for his efforts at the CWS. He won the 1974 Lefty Gomez Plate as the Outstanding Player in College Baseball as well as All-America honors by The Sporting News and the NCAA Coaches Association. He hit .338 with 38 stolen bases as a junior and .402 and 62 swipes as a senior in 1974. Drafted by Cleveland, he saw major league action with the Indians, A's and Phillies.

### CHARLES JOHNSON, catcher

**#23**

Charles Johnson was a three-year letterman for the Hurricanes from 1990-92 and a first-team All-American by The Sporting News in his final season. He currently is listed in the record book in three offensive categories: triples in a season (first, 9), triples in a career (fifth, 12) and home runs in a career (ninth, 38). Additionally, Johnson led the team in home runs in all three seasons in Coral Gables, as well as RBI in 1992. He was drafted by the Florida Marlins in the first round after his junior season in 1992 and enjoyed a solid Major League career that spanned 12 seasons.

### RANDY GUERRA, first base/pitcher

**#25**

"Dandy Randy" was "Mister Do-It-All for UM", excelling on the mound and at bat from 1976 to 1979. He won 20 games as a hurler, but was best known as a long-ball hitting first baseman. Guerra finished his career in Coral Gables eighth on the career games played list with 238 appearances in the green and orange. That consistency also landed him fifth on the career at bats chart with 839. During his four-year career, Guerra flashed excellent skills at the plate, finishing sixth in Miami history with 252 hits. He also finished tied for ninth with 50 career doubles and tied for seventh with 39 career home runs. Maybe the most impressive statistic of Guerra's career was his 427 career total bases, which ranks third in Hurricane history, and 234 RBI, which ranks second.

### NEAL HEATON, pitcher

**#26**

Neal "The Heater" Heaton holds many of UM's pitching records, including victories in a season with 18 and strikeouts in a game with 23. He is second in career wins with 42, third in strikeouts in a season with 172 and third in career strikeouts 381. In three years, 1979-81, Heaton was twice named an All-American and in 1981 was selected by the Cleveland Indians and made the parent club after just one year in the minors. Heaton was the first Hurricane to play in a big league all-star game.

### STAN JAKUBOWSKI, pitcher

**#29**

In 1974, as a 19-year-old sophomore, the right hander posted a 16-3 record and dazzling 1.46 ERA while being named to the AABCA All-America and All-College World Series teams. At the CWS, Jakubowski hurled a nine-hit complete game over Harvard in the Hurricanes' first CWS game ever. Miami finished runner-up to USC in their first College World Series. Jakubowski finished his Miami career with a 40-14 record, 27 complete games, 432 innings pitched and 1.81 ERA. His 27 complete games is still a Miami school record. He was also a member of the 1974 United States team which won the World Amateur Championship under Ron Fraser.

### J.D. ARTEAGA, pitcher/assistant coach

**#33**

J.D. Arteaga established himself as one of the greatest pitchers to ever take the mound at Mark Light Field. During his four year career, Arteaga set school records for career starts (72) and victories (43). He is second all-time in innings pitched (458.1) and fifth in career strikeouts (343). Arteaga ranks second in all-time College World Series starts, leading the Hurricanes to four appearances in Omaha. Arteaga was a 28th-round draft choice of the New York Mets in the 1997 MLB Draft. He retired in March of 2003 from professional baseball to become the pitching coach at his alma mater. His No. 33 was retired at the beginning of the 2003 season.



# ALL-TIME #PROCANES BY MLB TEAM

## ARIZONA DIAMONDBACKS

PLAYER	POS	YEARS
Jorge Fabregas	C	1998

## ATLANTA BRAVES

PLAYER	POS	YEARS
Brian Barton	OF	2009
Jorge Fabregas	C	1999

## BALTIMORE ORIOLES

PLAYER	POS	YEARS
Aubrey Huff	3B	2007-09
Charles Johnson	C	1999-2000
Wayne Krenchicki	3B	1979-81
Mike Pagliarulo	3B	1993
Jemile Weeks	2B	2013

## BOSTON RED SOX

PLAYER	POS	YEARS
Alex Cora	2B	2005-08
Chris Howard	P	1994

## CHICAGO CUBS

PLAYER	POS	YEARS
Bobby Hill	2B	2002-03

## CHICAGO WHITE SOX

PLAYER	POS	YEARS
Jorge Fabregas	C	1997
Alex Fernandez	P	1990-96
Chris Howard	P	1993
Charles Johnson	C	2003-04
Nelson Santovenia	C	1992
Blake Tekotte	OF	2013

## CINCINNATI REDS

PLAYER	POS	YEARS
Yonder Alonso	1B/OF	2010-11
Danny Graves	P	1997-2005
Wayne Krenchicki	3B	1982-83, 1984-85
Greg Vaughn	OF	1999

## CLEVELAND INDIANS

PLAYER	POS	YEARS
Mike Armstrong	P	1987
Alex Cora	2B	2005
Orlando Gonzalez	1B	1976
Danny Graves	P	1996-97, 2006
Neal Heaton	P	1982-86
Jason Michaels	OF	2006-07
Chris Perez	P	2009-13

## COLORADO ROCKIES

PLAYER	POS	YEARS
Joe Grahe	P	1995
Charles Johnson	C	2003-04
Greg Vaughn	OF	2003

## DETROIT TIGERS

PLAYER	POS	YEARS
Aubrey Huff	3B	2009
Kurt Knudsen	P	1992-94
Wayne Krenchicki	3B	1983

## HOUSTON ASTROS

PLAYER	POS	YEARS
Buddy Harris	P	1970-71
Charlton Jimerson	OF	2005-06
Jason Michaels	OF	2009-11
Orlando Palmeiro	OF	2004-07

## KANSAS CITY ROYALS

PLAYER	POS	YEARS
Mike Armstrong	P	1982-83
Jorge Fabregas	C	2000
Neal Heaton	P	1992
Ross Jones	SS	1987
Danny Rios	P	1998
Nelson Santovenia	C	1993
Tony Vila	P	1978

## LOS ANGELES ANGELS OF ANAHEIM

PLAYER	POS	YEARS
Jorge Fabregas	C	1994-97, 2001-02
Joe Grahe	P	1990-94
Orlando Palmeiro	OF	1994-2002

## LOS ANGELES DODGERS

PLAYER	POS	YEARS
Alex Cora	2B	1998-2004
Charles Johnson	C	1998
Mike Metcalfe	OF	1998, 2000
Mike Piazza	C	1992-98
F.P. Santangelo	OF	2000

## MIAMI MARLINS

PLAYER	POS	YEARS
Dave Berg	SS	1998-2001
Jorge Fabregas	C	1999
Alex Fernandez	P	1997-2000
Charles Johnson	C	1994-98, 2001-02
Mike Piazza	C	1998
Gaby Sanchez	1B	2008-12

## MILWAUKEE BREWERS

PLAYER	POS	YEARS
Ryan Braun	3B/OF	2007-13
Gus Gandarillas	P	2001
Neal Heaton	P	1992
Greg Vaughn	OF	1989-96

## MINNESOTA TWINS

PLAYER	POS	YEARS
Neal Heaton	P	1986
Chris Herrmann	C/OF	2012-13
Oscar Munoz	P	1995
Mike Pagliarulo	3B	1992-93

## NEW YORK METS

PLAYER	POS	YEARS
Alex Cora	2B	2009-10
Jorge Fabregas	C	1998
Danny Graves	P	2005
Ross Jones	SS	1984
Mike Piazza	C	1998-2005

## NEW YORK YANKEES

PLAYER	POS	YEARS
Mike Armstrong	P	1984-86
Neal Heaton	P	1993
Mike Pagliarulo	3B	1984-89
Danny Rios	P	1997
Wade Taylor	P	1991
Jay Tessmer	P	1998-2002

## OAKLAND ATHLETICS

PLAYER	POS	YEARS
Warren Bogle	P	1968
Orlando Gonzalez	1B	1980
F.P. Santangelo	OF	2001
Jemile Weeks	2B	2011-13

## PHILADELPHIA PHILLIES

PLAYER	POS	YEARS
Pat Burrell	OF	2000-08
Orlando Gonzalez	1B	1978
Joe Grahe	P	1999
Ryan Karp	P	1995, 1997
Jason Michaels	OF	2001-05

## PITTSBURGH PIRATES

PLAYER	POS	YEARS
Neal Heaton	P	1989-91
Bobby Hill	2B	2003-05
Jason Michaels	OF	2008
Gaby Sanchez	1B	2012-13

## SAN DIEGO PADRES

PLAYER	POS	YEARS
Yonder Alonso	1B/OF	2012-13
Mike Armstrong	P	1980-81
Cesar Carrillo	P	2009
Yasmani Grandal	C	2012-13
Mike Pagliarulo	3B	1989-90
Mike Piazza	C	2006
Eddy Rodriguez	C	2012
Blake Tekotte	OF	2011-12
Greg Vaughn	OF	1996-98

## SAN FRANCISCO GIANTS

PLAYER	POS	YEARS
Pat Burrell	OF	2010-11
Aubrey Huff	3B	2010-12
F.P. Santangelo	OF	1999

## SEATTLE MARINERS

PLAYER	POS	YEARS
Charlton Jimerson	OF	2007-08
Ross Jones	SS	1986
Jim Maler	1B	1981-83

## ST. LOUIS CARDINALS

PLAYER	POS	YEARS
Brian Barton	OF	2008
John Fulgham	P	1979-80
Ryan Jackson	2B	2012-13
Jon Jay	OF	2010-13
Chris Perez	P	2008-09

## TAMPA BAY RAYS

PLAYER	POS	YEARS
Pat Burrell	OF	2009-10
Aubrey Huff	3B	2000-06
Charles Johnson	C	2005
Greg Vaughn	OF	2000-02

## TEXAS RANGERS

PLAYER	POS	YEARS
Alex Cora	2B	2010
Chris Howard	P	1995

## TORONTO BLUE JAYS

PLAYER	POS	YEARS
Dave Berg	SS	2002-04

## WASHINGTON NATIONALS

PLAYER	POS	YEARS
Neal Heaton	P	1987-88
Wayne Krenchicki	3B	1986
F.P. Santangelo	OF	1995-98
Nelson Santovenia	C	1987-91

# MLB DRAFT PICKS/SIGNEES

## PRE-DRAFT/FREE AGENT ERA Through 1964

YEAR	RD	PICK	NAME	TEAM
1956	—	—	Tommy Adams	Phillies
1959	—	—	Ed Harrison	Indians
1962	—	—	Larry Wilson	Athletics
1963	—	—	Ernie Yaroshuk	Phillies
1964	—	—	Elmer Harris	White Sox
	—	—	Bobby Ward	Cubs

## JUNE DRAFT/FREE AGENTS 1965-Present

YEAR	RD	PICK	NAME	TEAM
1965	34	632	Bob Biletnikoff	Athletics
1966	6	102	*Warren Bogle^	Athletics
1968	—	FA	John Danchick	Red Sox
	—	FA	Dick Stureman	Mets
1969	7	153	George Maduro	Yankees
	25	576	Thom Lehman	Astros
1970	—	FA	Tony Barletta	Dodgers
1971	24	559	Terry Brown	Giants
	—	FA	Tom Borzecki	Giants
1972	—	FA	Ferris French	Red Sox
1973	—	FA	Bob Bartlett	Mets
	—	FA	Ralph Edwards	Tigers
	—	FA	Rick Patrylo	Cubs
	—	FA	Wally Pontiff	Rangers
1974	18	408	*Orlando Gonzalez	Indians
	35	662	Rick Reichle	Orioles
	—	FA	Benny Castillo	Expos
	—	FA	Manny Trujillo	Indians
1975	—	FA	Jerry Brust	Angels
	—	FA	Rick D'Innocenzio	Giants
	—	FA	Tom Holliday	Pirates
1976	12	280	Pat Callahan^	Yankees
	28	623	Rick Montoni^	Braves
	—	FA	Stan Jakubowski	Pirates
	—	FA	Bill Malpas	Reds
1977	8	205	Pat Callahan	Yankees
	14	263	Rick Montoni	White Sox
	—	FA	Gavin Long	Brewers
1978	3	73	Augie Ruiz	Dodgers
	19	485	Howard Shapiro^	Rangers
	21	522	Randy Guerra^	Brewers
	25	602	Humberto Acosta	Brewers
	—	FA	Kevin Ruffler	Astros
	—	FA	*Tony Vila	Royals
1979	11	261	Mark Batten	Mariners
	13	333	Ron Batter	Royals
	14	363	Randy Guerra	Yankees
	19	482	Alfredo Rodriguez	Padres
	37	841	Howie Shapiro	Cubs
	—	FA	Erol Akchurin	Yankees
	—	FA	*Tony Brewer	Yankees
	—	FA	George Persandi	Twins
	—	FA	Wes Robbins	Yankees
1980	1	9	*Ross Jones	Dodgers
	9	234	Matt Tyner	Orioles
	14	258	Bob Bastian	Angels
	18	460	Jeff Morrison^	Tigers
	24	603	Matt Minium	Indians
	—	FA	Dave Bisceglia	Reds
	—	FA	Paul Hundhammer	Red Sox
1981	1	26	Frank Castro	Padres
	2	39	*Neal Heaton	Indians
	6	154	*Mike Pagliarulo	Yankees
	8	193	Brian Silvas	Indians
	13	324	Tom Gil	Pirates
	14	362	Mike Browning	Yankees
	19	472	Jeff Morrison	Tigers
	—	FA	Rob Biagini	Giants

YEAR	RD	PICK	NAME	TEAM
	—	FA	Alex DeJesus	Expos
1982	18	458	Mike Kasprzak	Astros
	24	611	Sam Sorce	Rangers
	—	FA	Eddie Escobano	Athletics
	—	FA	Mickey Williams	Giants
1983	8	202	Dave Eichorn	Dodgers
	10	238	Danny Smith	Reds
	10	243	Bill Wrona	Mariners
	16	397	Orlando Artilles	Athletics
	20	519	Phil Lane^	Brewers
	25	620	Calvin James^	Cubs
	28	688	Camilo Pascual	Athletics
	—	FA	Pat Griffin	Tigers
	—	FA	Steve Lusby	Angels
	—	FA	Mike Sanicola	Yankees
	—	FA	Mitch Seoane	Yankees
	—	FA	Javier Velazquez	Dodgers
1984	2	38	Frank Russo	Pirates
	2	52	Rob Souza	Tigers
	6	149	Clarke Lange	Astros
	16	414	Phil Lane	Yankees
	21	543	Darren Mandel	Yankees
	29	702	Doug Shields	Expos
1985	8	210	Don Rowland	Tigers
	13	326	Calvin James	Astros
	13	340	Alain Patenaude	Tigers
	18	459	Rick Raether^	Angels
	30	760	Kevin Sheary^	Cardinals
	—	FA	Jon Leake	Brewers
	—	FA	Willie Martinez	Orioles
1986	6	137	Rick Raether	Rangers
	13	317	Dan Davies	Indians
	25	628	Kevin Sheary	Mariners
	—	FA	*Chris Howard	Yankees
	—	FA	Gus Meizoso	Rangers
	—	FA	Kevin Ryan	Dodgers
1987	22	573	Chris Lee	Astros
	—	FA	Mike Gibbons	Expos
	—	FA	*Wade Taylor	Yankees
1988	5	125	*Joe Grahe^	Athletics
	9	239	*Kurt Knudson	Tigers
	15	392	Mike Fiore	Cardinals
	26	669	Jorge Robles	Mariners
	28	715	Frank Dominguez	Angels
	30	779	Will Vespe	Twins
	53	1291	Doug DeKock	Expos
	62	1390	Mike Piazza (Dade)	Dodgers
	—	FA	Steffen Majer	Cardinals
1989	2	39	*Joe Grahe	Angels
	20	512	F.P. Santangelo	Expos
	26	664	Joe Trujillo	Cardinals
	60	1418	Rey Noriega	Yankees
	—	FA	Henry Hernandez	Cardinals
	—	FA	Mike Hinde	Twins
	—	FA	Will Vespe	Indians
	—	FA	Larry Walker	Yankees
1990	1	4	*Alex Fernandez (Dade)	White Sox
	4	133	Oscar Muñoz	Indians
	26	697	Shawn Purdy^	Athletics
	—	FA	Juan Flores	Brewers
	—	FA	Chris Hirsch	Expos
1991	1	34	*Jorge Fabregas	Angels
	16	429	Shawn Purdy	Angels
	22	570	*Ryan Karp (FIU)	Braves
	33	871	*Orlando Palmeiro	Angels
	39	1014	Maurice Crum	Brewers
	—	FA	Scott Lucas	Brewers
	—	FA	Mike Tosar	Mets
1992	1	28	*Charles Johnson	Marlins
	3	94	Gus Gandarillas	Twins
	5	139	Jeff Alkire	Cardinals



# MLB DRAFT PICKS/SIGNEES

YEAR	RD	PICK	NAME	TEAM	YEAR	RD	PICK	NAME	TEAM
	9	242	*Ryan Karp (FIU)	Yankees		44	1314	Kevin Brown^	Red Sox
	17	469	Jonathen Smith	Mets	2001	2	54	Mike Rodriguez	Astros
	—	FA	Chris Anderson	Angels		4	121	Chris Sheffield	Blue Jays
	—	FA	Kevin DiGiacomo	Indians		4	132	Brian Walker	Mets
	—	FA	Gino DiMare	Red Sox		5	146	*Charlton Jimerson	Astros
	—	FA	Frank Mora	Mets		7	207	Tom Farmer	Tigers
1993	8	214	Jose Prado	Dodgers		11	330	Marcus Nettles	Padres
	10	272	Silvio Censale	Phillies		16	488	Mike DiRosa	Diamondbacks
	38	1079	*Dave Berg	Marlins		17	507	Dan Smith	Tigers
	44	1238	Chad Rupp	Twins		19	585	Kevin Brown	Braves
	—	FA	Danny Rios	Yankees		28	831	Troy Roberson^	Rangers
	—	FA	Rick Ellstrom	Padres		37	1112	Kris Clute	Marlins
1994	2	55	Kenny Henderson^	Expos		—	FA	Greg Lovelady	Marlins
	3	76	*Mike Metcalfe	Dodgers		—	FA	Alex Prendes	Red Sox
	4	101	*Danny Graves	Indians	2002	5	135	Kevin Howard	Reds
	10	278	Bruce Thompson^	Cardinals		5	144	Javy Rodriguez	Angels
	15	425	Sean Duncan	White Sox		11	322	Kiki Bengochea	Rangers
	21	569	Alex Miranda	Athletics		15	457	Matt Dryer	Giants
	21	581	Eric Morgan	Mariners		21	632	T.J. Prunty	Twins
	33	904	Luis Hernandez	Mets		23	692	Danny Matienzo	Twins
	45	1238	Walter Owens	Indians		47	1394	Troy Roberson	Mets
1995	5	117	Kenny Henderson	Padres	2003	35	1040	Jim Burt^	Blue Jays
	11	284	Danny Buxbaum	Angels	2004	2	54	Erick San Pedro	Expos
	12	327	Bruce Thompson	Giants		10	299	Adam Ricks	White Sox
	13	341	Rick Gama	Padres		19	554	Jim Burt	Mets
	19	534	*Jay Tessmer	Yankees		26	771	J.D. Cockcroft	Rangers
	30	838	Jason Adge	Indians		38	1133	Richard Giannotti	Angels
	31	866	Ricky Gonzalez	Indians		40	1207	Danny Figueroa^	Athletics
	36	1002	Adam Finnieston	Royals		—	FA	*Brian Barton	Indians
	42	1176	Pete Demorejon	White Sox	2005	1	5	*Ryan Braun	Brewers
	46	1283	Denis Pujals^	Yankees		1	18	Cesar Carrillo	Padres
1996	3	88	*Alex Cora	Dodgers		4	126	*Gaby Sanchez	Marlins
	6	158	Jim Gargiulo	Cardinals		9	273	Paco Figueroa	Orioles
	9	274	Denis Pujals	Devil Rays		10	305	Chiqui Chirino	White Sox
	10	299	Rudy Gomez	Yankees		23	685	Brendan Katin	Brewers
	17	514	Michael DeCelle	Devil Rays		24	711	Vince Bongiovanni	Diamondbacks
	18	537	Alan Westfall	Mariners		34	1022	Brandon Camardese	Reds
	28	825	T.R. Marcinczyk	Athletics		43	1289	Danny Figueroa	Orioles
	37	1088	Clint Weibl	Cardinals		—	FA	Dan Touchet	Rangers
	43	1271	Eddie Rivero	Phillies	2006	1	42	*Chris Perez	Cardinals
	43	1272	Kenard Lang^	White Sox		2	74	*Jon Jay	Cardinals
	45	1319	Tris Moore	Tigers		4	111	Ricky Orta	Mariners
	54	1515	J.D. Arteaga^	Pirates		8	233	Tommy Giles	Dodgers
	50	1595	Ryan Grimmett^	Mariners		19	576	*Danny Valencia	Twins
1997	7	234	Eddy Reyes	Devil Rays		20	594	*Eddy Rodriguez	Reds
	15	464	*Jason Michaels^	Cardinals		23	678	*Scott Maine^	Rockies
	16	504	Laz Gutierrez^	Devil Rays	2007	6	193	*Scott Maine	Diamondbacks
	18	535	Ryan Grimmett	Tigers		8	271	Manny Miguelez	Tigers
	22	655	Mandy Jacomino	Tigers		30	921	Danny Gil	Astros
	26	780	J.D. Arteaga	Mets		34	1024	Enrique Garcia^	Cubs
	44	1301	Brad Brewer	Angels		—	FA	Roger Tomas	Tigers
	—	FA	Mike Lopez-Cao	Devil Rays	2008	1	7	*Yonder Alonso	Reds
1998	1	1	*Pat Burrell	Phillies		1	12	*Jemile Weeks	Athletics
	2	47	Robbie Morrison	Royals		1	27	Carlos Gutierrez	Twins
	3	96	Alex Santos^	Dodgers		2	66	Dennis Raben	Mariners
	4	104	*Jason Michaels	Phillies		3	101	*Blake Tekotte	Padres
	5	162	*Aubrey Huff	Devil Rays		4	129	Mark Sobolewski	Blue Jays
	8	248	Todd Ozias	Giants		24	719	Enrique Garcia	Reds
	13	387	Laz Gutierrez	Tigers		26	786	Adrian Severino	Twins
	—	FA	German Alvarez	Braves	2009	5	144	Jason Hagerty	Padres
1999	2	66	*Bobby Hill^	White Sox		5	159	*Ryan Jackson	Cardinals
	3	96	Russ Jacobson	Phillies		5	163	Kyle Bellamy	White Sox
	4	115	Alex Santos	Devil Rays		6	192	*Chris Herrmann	Twins
	7	216	David Gil^	Phillies		20	620	Eric Erickson^	Cubs
	29	878	Michael Neu	Reds		28	841	Dave DiNatale	Rockies
	—	FA	Darryl Roque	Expos		36	1073	John Housley	Mariners
	—	FA	Brian Seever	Angels		37	1122	David Gutierrez^	Twins
2000	2	43	*Bobby Hill	Cubs		46	1400	Glenn Cook (football)	Cubs
	3	93	David Gil	Reds	2010	1	12	*Yasmani Grandal	Reds
	14	416	Manny Cespino	Mariners		7	233	Chris Hernandez	Red Sox
	40	1200	Mark Walker	Giants		18	555	David Gutierrez	Twins

HISTORY & RECORDS



## MLB DRAFT PICKS/SIGNEES

YEAR	RD	PICK	NAME	TEAM	
		29	881	Scott Lawson	Rays
		30	919	Iden Nazario	Cardinals
2011	2	90	Harold Martinez	Phillies	
	3	98	Zeke DeVoss	Cubs	
	8	260	Daniel Miranda	Cardinals	
	16	500	Travis Miller	Cardinals	
	17	513	Nathan Melendres	Mariners	
2012	2	94	Peter O'Brien	Yankees	
	7	238	E.J. Encinosa	Giants	
	8	264	Stephen Perez	Nationals	
	20	611	Steven Ewing	Mariners	
	34	1057	Eric Erickson	Yankees	
	—	FA	Rony Rodriguez	Cubs	
	—	FA	Cade Kreuter	Padres	
2013	21	619	Eric Nedeljkovic	Rockies	
	29	867	Chantz Mack	Mariners	
	29	875	Bryan Radziewski^	Cardinals	
	38	1130	Javi Salas	Twins	
	—	FA	Alex San Juan	Rockies	
2014	2	57	Andrew Suarez^	Nationals	
	5	163	Chris Diaz	Braves	
	7	214	Dale Carey	Nationals	
	9	256	Bryan Radziewski	Astros	
	10	296	Javi Salas	Brewers	
	21	629	Tyler Palmer	Angels	
	40	1186	Alex Hernandez	Astros	

## INDEPENDENT LEAGUES

1989	—	—	Cleveland Gary (football)	Miami
1991	—	—	Greg Knowles	Salt Lake
	—	—	Todd Bush	Mexican League
2000	—	—	Lale Esquivel	—
2006	—	—	Andrew Lane	—

### KEY

\* - played or plays in the Major Leagues

^ - Returned to school

## JUNE SECONDARY DRAFT

1966-1986

YEAR	RD	PICK	NAME	TEAM
1967	1	13	Fred Kampf	Athletics
	4	73	*Warren Bogle	Athletics
	7	134	James Goodwin	Indians
	10	172	Robert Yingling	Athletics
1968	1	7	Larry Pyle^	Braves
	4	72	Fred Kampf^	Athletics
1971	2	26	Joel Green	Cubs
1975	2	32	Jim Crosta	White Sox
	3	45	Tom Baxter	White Sox
1976	1	15	*John Fulgham	Cardinals
1977	1	9	Steve Lerner	Orioles
1982	1	19	Nelson Santovenia	Expos
1983	2	33	Mark Bauer	Athletics
1986	1	4	*Greg Vaughn	Brewers

## JANUARY DRAFT

1966-1986

YEAR	RD	PICK	NAME	TEAM
1966	1	16	Bob Biletnikoff	Yankees
1969	1	2	Larry Pyle	Yankees
1974	1	24	*Mike Armstrong	Reds
	3	66	Hank Boguszewski	Dodgers
1976	1	7	*Wayne Krenchicki	Orioles
1977	4	81	Rick Nicholson	Brewers
1978	1	5	*Jim Maler	Mariners
1982	1	2	Scott Parsons	Padres

## INDEPENDENT LEAGUES

YEAR	RD	PICK	NAME	TEAM
1975	—	—	Ron Scott	Portland
1976	—	—	Bob Roth	Victoria
1977	—	—	Gary Sarno	Texas City
1982	—	—	Mike Kunter	Miami
1985	—	—	Julio Solis	Miami
1986	—	—	Rick Richardi	Miami
1987	—	—	Kevin Sheary	Miami



# MIAMI ALL-TIME LETTERMEN

## A

Abrams, Sam	2011, 13-Present
Abreu, Willie	2014-Present
Acosta, Humberto	1977-78
Adams, Tommy	1953-56
Adams, Larry	1948
Addison, Brent	1986
Adge, Jason	1995
Adler, Jim	1951
Akchurin, Erol	1977-78
Albir, Marcelo	2003-04, 06
Alfonso, Gus	1998
Alfonso, Raudel	2005-2006
Alonso, Yonder	2006-2008
Allen, Jon	2004
Alkire, Jeff	1989-92
Alvarez, Bob	1952-53
Alvarez, German	1997-98
Anderson, Chris	1988, 90-92
Archer, John	1961-62
Armstrong, Mike	1973
Arrieta, Fadul	1992-93
Arteaga, J.D.	1994-97
Artiles, Orlando	1982-83

## B

Baldoni, Fred	1947-50
Barkett, Matt	2002-03
Barletta, Tony	1969-70
Barnes, George	1964
Barquin, Tony	1980-81
Barr, Christopher	2013, Present
Barrett, Pat	1970-71
Bartell, John	1958-60
Bartlett, Bob	1971-73
Bastian, Bob	1980
Barton, Brian	2003-04
Battaglia, Tom	1971
Battaglia, Vince	1970-71
Batten, Mark	1976-79
Batter, Ron	1978-79
Bauer, Mark	1983
Baxter, Tom	1974
Beal, Stuart	1954
Beasley, Sean	1996
Beauprez, Derik	2014-Present
Beckman, Witt	1972-75
Beer, Irv	1953
Beish, Greg	1971
Bellamy, Kyle	2007-09
Bengochea, Kiki	2000-02
Benoit, Jerry	1951-53
Berg, Dave	1992-93
Berry, Steve	1973
Berry, Red	1959-61
Berryman, Dick	1947-48
Bertani, Fred	1963-65
Berthelot, Eric	1993
Bertman, Skip	1958-60
Best, Gary	1992
Biagini, Rob	1980-81
Biletnikoff, Bob	1965
Bisceglia, Dave	1980
Alex Blanco	2002-04
Ted Blackman	2009-10
Blank, Jerry	1946
Blanton, Ed	1946
Blanton, Jack V.	1946
Boden, Eddie	1948-49

Bogle, Warren	1966-67
Boguszewski, Hank	1973
Bongiovanni, Vince	2002-05
Bonofiglio, Mario	1954
Booth, Dean	1960-61
Borgese, Jeff	1989
Borowicz, Ray	1971
Borzecki, Tom	1968-71
Bossory, John	1963-65
Brady, John	1962-65
Brande, Luis	1975-76
Brannan, Ryan	1994-95
Braun, Ryan	2003-05
Bravo, Eddie	1968-69
Brenan, Mike	1958-59
Breslof, Steve	1974-75
Brewer, Tony	1978-79
Brewer, Bob	1957-59
Brewer, Brad	1997
Broad, Michael	2010-13
Brooks, Walt	1979
Brown, Clint	1992
Brown, Kevin	1998-01
Brown, Tom	1967
Brown, Terry	1970-72
Browning, Mike	1981
Bruce, Wayne	1973
Bruckner, Dan	1987-88
Brust, Jerry	1974-75
Bundrick, Brian	1996
Burmester, Lou	1980
Burnett, *	1946
Burrell, Bill	1950-51
Burrell, Pat	1996-98
Burt, Jim	2001-2004
Burton, Tim	1996
Bush, Todd	1990-91
Buxbaum, Danny	1994-95

## C

Callahan, Pat	1976-77
Cameron, Rusty	1970
Campbell, Whitey	1947-50
Camardese, Brandon	2002-05
Canevari, Dan	1979
Cannizzaro, Frank	1996
Carapella, Al	1949-50
Carey, Dale	2011-14
Carr, Dave	1982-83
Carrillo, Cesar	2004-05
Cartaya, Oscar	1997
Carter, Dick	1951-52
Carter, Kevin	1983-84
Cash, Charlie	1984
Casoria, Len	1955-56
Castillo, Benny	1971-74
Castro, Frank	1979-81
Catalino, *	1963
Caudle, Jim	1953, 57
Censale, Silvio	1991-93
Chaney, Joe	1977
Channell, Ryan	1999
Chefas, John	1963
Chirino, Chiqui	2003-04
Cianchini, Elliot	1989-90
Clark, Jim	1947
Clark, Al	1984
Clute, Kris	1998-01
Cockroft, J.D.	2001-04
Cohn, Andrew	2001-04
Colasanti, Art	1966

Coleman, Greg	1990-93
Collazo, Lazaro	1985
Collins, John	1965-66
Collins, Zack	2014-Present
Conley, Jeff	1982
Connell, Jerry	1953
Contreras, Ed	1957-59
Cooper, Rob	1993
Cora, Alex	1994-96
Cortina, Bucky	1948-50, 52
Crespo, Manny	1998-00
Crosta, Jim	1973-75
Crow, Dean	1992
Crum, Maurice	1990-91
Cucuzza, John	1973
Cuervo, Bernie	1993

## D

D'Innocenzio, Rick	1974-75
Danchik, John	1966-68
Dangel, Al	1958-60
Davies, Dan	1983-86
Day, Steve	1990-91
Deardorff, Lou	1951-52
DeBold, Luke	1999-02
DeBold, Rusty	1985-86
DeCelle, Michael	1996
Deem, Cliff	1967-69
Dehlinger, Rick	1978
DeJesus, Alex	1978-81
DeKock, Doug	1987-88
DeKreon, Bob	1955
Del Giudice, Rick	1977-80
Del Rio, Ted	1951-52
Deliz, Chico	1960-62
DeMola, Oscar	1975
Dermigny, Sam	1946
Desmond, Bill	1948-50
DeVoss, Zeke	2010-11
Diaz, Carlos	2014
Diaz, Chris	2012-2014
Diaz, Rick	1978-79
Diaz, Sebastian	2014-Present
Diaz, Walter	2005
Diego, Kevin	2007
DiGiacomo, Kevin	1990-92
DiFalco, Joe	1972-73
DiGiammarino, Larry	1960
DiMare, Gino	1989-92
DiMare, Richard	1962
DiNatale, Dave	2007-09
Dini, Greg	2002-03
DiRosa, Mike	1999-01
Dixon, Ryan	2002-03
Dollar, Toby	1994
Dominguez, Frank	1985-88
Donahue, Karl	1950-52
Dorish, Dave	1991-92
Dryer, Matt	1999-01
Duarte, Lou	1979
Duffin, Tom	1986
Dulom, Kirk	1986-87, 89
Duncan, Sean	1994
Dunkle, Sheldon	1956-58
Dyshuk, Pete	1951

## E

Eccleston, *	1963
Edwards, Ralph	1973

Egnatuk, Wally	1980
Eich, Gene	1964
Eich, Dennis	1962-64
Eichhorn, Dave	1983
Ellena, Greg	1983-86
Ellison, Ernie	1949
Ellstrom, Rick	1992-93
Encinosa, E.J.	2010-12
Erickson, Eric	2007-08, 10, 12
Erickson, Greg	1990
Erwin, Mat	1994
Escribano, Eddie	1979-80, 82
Esquivel, Lale	1997, 99-00
Estrada, Bobby	1979
Eusebio, Ricky	2013-Present
Ewing, Steven	2010-12

## F

Fabregas, Jorge	1989-91
Fahy, Thomas	1961
Fanaro, Carl	1963
Farrell, Jon	1990
Farmer, Tom	1998-01
Fauci, Steve	1985
Feeney, Patrick	2005
Feldman, Richard	1976-77
Feldman, Robert	1976-77
Ferguson, Dave	1980
Ferguson, John	1947
Fernandez, Alex	1989
Fernandez, Alexander	2012-13
Ferrara, Tony	1949-51
Fieger, Brad	2011-2014
Fieler, Ralph	1949
Figueroa, Danny	2002-05
Figueroa, Paco	2002-05
Finnieston, Adam	1995
Fiore, Mike	1985-88
Fischer, Ed	1974
Fitch, Bob	1963
Fitzgerald, Mike	1964-65
Fleizach, Frank	1998
Flick, Vaughn	1973-75
Flores, Juan	1989-90
Floyd, Rick	1973-74
Flynn, Bobby	1972-75
Fordyce, Larry	1967-68
Foster, Harvey	1962-64
Franantonio, Frank	1948
Frear, Fred	1954
Freitas, Nick	2006-2007
French, Ferris	1968-70
Frese, Roger	1957
Frey, Eric	1974
Fuko, Dean	1971-73
Fulghan, John	1975

## G

Gale, Dino	1976, 79
Gallagher, Terry	1977-81
Gallo, Hadrian	1984
Gama, Rick	1993-95
Gandarillas, Gus	1992
Gankofskie, Rich	1977
Garabedian, Alex	2005
Garcia, Bryan	2014-Present
Garcia, Danny	2014-Present
Garcia, Enrique	2007-2008
Gargiulo, Jim	1994-96



# MIAMI ALL-TIME LETTERMEN

Newman, Brad	2003	Powers, Thomas	2009-11	Ryan, Kevin	1985-86	Sparkman, Darrell	1987-88
Newman, Roger	1956-58	Prado, Jose	1991-93			Spinelli, Nick	1962
Nichols, Jack	1954	Pratt, Haas	1901-02	<b>S</b>			
Nicholson, Rick	1975-76	Prendes, Alex	1998-01	Sacco, Tom	1982-84	Squilla, Joe	1978
Nobles, Charlie	1965	Presutti, Bill	1965	Safchik, Brad	2001-02	Steel, Ed	1970
Noce, John	1985-86	Prunty, T.J.	2001-02	Saggese, Rick	1996-98	Stefkoich, Dan	1966-68
Norbert, Ted	1957	Pucci, Richard	1966-67	Salas, Javi	2011-2014	Stenson, Vic	1958-60
Norcross, Robert	1966	Pujals, Denis	1992-94,96	Salcines, A.J.	2011-2014	Stieve, Robert	1959
Noriega, Rey	1988-89	Purdy, Shawn	1990-91	Saline, Stu	1951	Strong, Chad	2000
Novak, Andy	1947-50	Puskar, Pete	1966, 68-69	Sallata, Pete	1958-59	Stuart, Jim	1952
Nugent, Nick	1955-56	Putt, Jack	1956	Samuels, Milton	1948	Stureman, Dick	1967
Nykoluk, Kevin	1996	Pyle, Larry	1967-69	San Juan, Alex	2012-13	Suarez, Andrew	2012-Present
<b>O</b>		<b>Q</b>		San Pedro, Erick	2002-04	Swatscheno, D.J.	2009
O'Boyle, Leo	1951-54	Quinlan, John	1947	Sanchez, Gaby	2003-04	Swenson, Chuck	1954-55,57
O'Brien, George	1974			Sanders, Al	1951	Swenson, Tim	1996
O'Brien, Peter	2012	<b>R</b>		Sanders, Ken	1954-55	<b>T</b>	
O'Brien, Richard	2006-07	Raben, Dennis	2006-08	Sanicola, Mike	1983	Tackett, Sean	1995
O'Brien, Bob	1985-86	Radziewski, Brian	2011-2014	Santana, Jason	2006-10	Taro, Bob	1951-54
O'Malley, Marty	1975	Raedle, Joe	1984-86	Santangelo, F.P.	1989	Tatol, Joe	1946
Olen, Randy	1969-72	Raether, Rick	1984-86	Santiago, Kevin	2005	Taylor, Bob	1970-71
Orta, Ricky	2004-06	Rainey, Kerry	1970-71	Santos, Alex	1997-99	Taylor, Wade	1987
Otero, Ryan	2013-Present	Rajisch, Rob	1978-79	Santos, Julian	2011-12	Tekotte, Blake	2006-08
Owens, Walter	1994	Ramjit, Vickash	2009	Santovenia, Nelson	1982	Tessmer, Jay	1994-95
Ozias, Todd	1997-98	Rams, Hugo	1974-77	Sargent, Adam	2011-2014	Thompson, Bruce	1992-95
<b>P</b>		Ratcliff, Frankie	2010	Sarmiento, Chris	1985-86	Thompson, David	2013-Present
Pacheco, Albert	1986-88	Raymond, Ralph	1947-50	Sarno, Gary	1971-75	Thurber, Frank	1958-60
Pagley, Vince	1952-54	Reeh, Daryl	1972	Sayles, Daniel	2014-Present	Tippett, Keith	1992-93
Pagliarulo, Charlie	1981	Reichie, Rich	1974	Scarnecchia, Sam	1955	Tomas, Roger	2004-07
Pagliarulo, Mike	1979-81	Reif, Derek	1996	Schelmay, Ted	1972-75	Torres, Jim	1955
Palm, Stanley	1987-88	Reisman, Jerry	1963-65	Schleuss, Will	1993	Torti, Mike	1994-95
Palmeiro, Orlando	1990	Reyes, George	1980	Schmitt, Chuck	1951-53	Tosar, Mike	1988-91
Palmer, Tyler	2012-2014	Reyes, Eddy	1997	Schoen, Howie	1951-53	Tosca, Carlos	1996
Palo, Angelo	1949	Richardi, Rick	1985-86	Schultz, Richard	1955	Toth, John	1951
Panther, Mark	1963	Ricks, Adam	2003-04	Scott, Ron	1974-75	Touchet, Dan	2001-05
Paradise, Scott	1976-77	Riese, Steve	1979	Seale, Jeff	1992	Tresgallo, Esteban	2012-13
Parker, Billy	1956	Ring, Charlie	1948-49	Selotti, Jack	1951	Trujillo, Jose	1986-89
Parsons, Scott	1981	Rios, Danny	1991, 93	Seoane, Mitch	1981-83	Trujillo, Manny	1973-74
Pascual, Camilo	1982-83	Rivera, Laz	2014	Seever, Brian	1998-99	Tucker, Steve	1988-89
Patenaude, Alain	1984-85	Rivero, Eddie	1995-96	Severino, Adan	2008	Tyner, Matt	1977-80
Patrylo, Rick	1971-73	Rita, Dick	1948-49	Shannon, Tom	2003	<b>U</b>	
Patrylo, Dave	1968-71	Roberson, Troy	1999-02	Shapiro, Howie	1976-79	Understahl, Don	1962-63
Patterson, Pat	1979	Robins, Bert	1956-57	Sharts, Scott	1989	Unger, Ken	1964-65
Pazo, Rich	1978-79	Robbins, Wes	1977-78	Sheary, Kevin	1983-87	Urbanowicz, Hank	1967-68
Pearce, Chris	1991	Robinson, Donald	1989-92	Sheffield, Chris	1999-01	<b>V</b>	
Pelaez, Chris	2010-11	Robinson, Sam	2009-11	Sheridan, Bob	1965	Vacarro, Jim	1946
Pender, William	1956	Robinson, Zach	2010-11	Sherman, Ed	1946-48	Valencia, Danny	2005-06
Perez-Allende, Pablo	1986-87	Robitaille, Danny	2005	Shields, Doug	1981-84	Valdes-Fauli, Shawn	2002-04
Perez, Alex	2003	Robles, Jorge	1987-88	Shoedinger, Ed	1947-49	Valentine, Don	1965-66
Perez, Chris	2004-06	Rodriguez, Alfredo	1978-79	Siegler, John	1963-65	Vanlear, Ralph	1949
Perez, Stephen	2010-12	Rodriguez, Javy	1999-02	Siepe, Kim	1972-75	Vari, Ron	1959
Pergamo, Pete	1957-59	Rodriguez, Eddy	2004-06	Silvas, Brian	1981	Vazquez, Ben	2007-08
Perry, Ryan	2008-10	Rodriguez, Mike	1999-01	Silverberg, Jerry	1972	Vazquez, Vince	1999-02
Peters, Chuck	1947-50	Rodriguez, Rony	2010-12	Skalaski, Charles	1946	Vaughn, Greg	1986
Petralli, Chris	2006-07	Romano, Bob	1954	Skorge, Ed	1949-50	Vega, Joe	1972-75
Petretta, Bob	1996-97	Rose, John	1948, 50	Slavicka, Frank	1950	Velazquez, Javier	1982-83
Petz, Al	1955-57	Ross, Gary	1979-80	Smith, Dan	2000-01	Vespe, Will	1986-89
Phillips, Dan	1984	Roth, Bob	1973-76	Smith, Danny	1980-83	Vincendese, Frank	1953-55
Phillips, Bill	1985	Roque, Darryl	1998-99	Smith, Everett	1952	Viera, John	1986-89
Piccuto, Louis	1961	Rouviere, Whitey	1954	Smith, Frank	1951-52	Vila, Tony	1977-78
Pittman, Larry	1964-65	Rowland, Don	1982-85	Smith, Johnathen	1991-92	Villasuso, David	2009-11
Piveronas, Frank	1953-56	Rowland, Shane	2011	Smith, Kevin	1982-83	Vinci, William	1963-64
Poitier, Gully	1973-74	Rubin, Marvin	1951	Smith, Tom	1977	Volpe, Al	1969-72
Pollack, Rich	1972-73	Rudman, Michael	2007-09, 11	Sneir, Ryan	2003	<b>W</b>	
Polofsky, Alan	1973	Ruiz, Augie	1976-78	Sobolewski, Mark	2007-08	Wacziarg, Will	1986-89
Pompos, Greg	1982	Ruiz, Fernando	1991-94	Solis, Julio	1984-85	Ward, Tom	1986-89
Pontiff, Wally	1973	Ruiz, Johnny	2014-Present	Sonenberg, Dave	1966-67	Ward, Tom	1986-89
Popivic, Dave	1970	Rupp, Chad	1992-93	Sorce, Sam	1981-82	Ward, Tom	1986-89
		Russo, Frank	1983-84	Sorokowski, Wayne	1965-67	Ward, Tom	1986-89
				Sosa, Enrique	2013-Present	Ward, Tom	1986-89
				Souza, Rob	1982-84	Ward, Tom	1986-89
				Spasoff, Darin	1996-99	Ward, Tom	1986-89

# MIAMI ALL-TIME LETTERMEN

## W

Walezak, Mike	1969-71
Walker, Bob	1982-83
Walker, Brian	1999-01
Walker, Larry	1989
Walker, Mark	1997-00
Ward, Bobby	1962-64
Warren, Pat	1964-65
Wayne, Tommy	1968
Weaver, Bobby	1961
Weeks, Jemile	2006-08
Wiebel, Scott	2011-12
Weibl, Clint	1996
Weislow, Jonathan	2007-09
Weiss, Dave	1952-55
Weiss, Ed	1954-57
West, Jim	1989-90
Westfall, Allan	1994-96
Whalen, Jim	1948
Whaley, Eric	2010-13
Wheeler, Kevin	1991-93
Williams, Bob	1982
Williams, Danny	1964
Williams, David	1963
Williams, Mickey	1981-82
Wilson, Larry	1960-62
Wilson, Willie	1954-55
Wilson, *	1963
Winkini, *	1955
Wolkosky, Jamie	1991
Wood, Bruce	1978
Wood, Jim	1948
Woodrey, Thomas	2013-Present
Word, Rob	1988
Wrona, Bill	1981-83
Wulf, Taylor	2009-10

## Y

Yanowitz, Stan	1964-66
Yaroshuk, Ernie	1961-63
Yingling, Bob	1967
Young, Ed	1968-71
Youst, Kevin	2009-10

## Z

Zatorksi, Ed	1946
Zimmerman, Arnie	1958-60
Zunica, Bradley	2014

\* First name not available





# ATTENDANCE

## HOME ATTENDANCE

YEAR	G	W-L	TOTAL	AVERAGE
1973	40	32-8	33,906	848
1974	39	35-4	37,239	955
1975	42	36-6	41,181	981
1976	36	30-6	47,412	1,317
1977	45	36-9	51,258	1,139
1978	39	34-5	55,687	1,428
1979	50	46-4	81,028	1,621
1980	49	42-7	92,353	1,885
1981	51	48-3	163,261	3,201
1982	49	39-9	157,653	3,217
1983	57+	47-9	139,843	2,453
1984	53+	36-15	118,937	2,244
1985	57	48-9	136,249	2,390
1986	42	36-6	123,425	2,937
1987	39	25-13	80,862	2,073
1988	53+	36-15	133,153	2,512
1989	45+	36-8	127,616	2,836
1990	46*	39-8	143,052	3,110
1991	44*	38-7	119,342	2,712
1992	50	44-6	161,495	3,230
1993	42	33-9	63,075	1,502
1994	43	37-6	82,637	1,922
1995	43	35-9	95,570	2,172
1996	42	38-4	71,991	1,714
1997	41*	36-6	80,720	1,969
1998	45	39-6	103,310	2,291
1999	41	32-8	106,685	2,602
2000	41	32-8	81,442	1,986
2001	46	35-11	123,680	2,688
2002	41	24-17	78,926	1,925
2003	41*	32-8	99,605	2,554
2004	49*	42-7	112,680	2,302
2005	36	29-7	81,742	2,271
2006	34*	22-13	61,909	1,821
2007	36	25-11	72,620	2,017
2008	36	25-11	104,930	2,914
2009	33	23-11	71,162	2,170
2010	37	28-9	115,604	3,124
2011	34	23-11	98,430	2,895
2012	37	25-12	92,967	2,512
2013	37	27-10	97,515	2,635
2014	38	26-12	101,296	2,738

\* - Doubleheader

+ - Exhibitions not counted in win/loss record

## COMBINED ATTENDANCE

YEAR	TOTAL	HOME	AWAY
1981	226,966	163,261	63,705
1982	251,405	157,653	93,732
1983	169,011	139,843	29,168
1984	161,619	118,937	42,682
1985	238,043	136,249	101,794
1986	247,792	123,425	124,304
1987	149,755	80,162	68,893
1988	198,069	133,153	64,916
1989	223,049	127,616	95,433
1990	191,749	143,052	48,697
1991	210,037	119,342	90,692
1992	247,388	161,495	85,893
1993	109,276	36,075	46,201
1994	162,696	82,637	80,059
1995	197,843	95,570	102,273
1996	200,560	71,991	128,569
1997	209,577	80,720	128,857
1998	210,642	103,130	107,512
1999	237,130	106,685	130,445
2000	134,088	81,442	52,646
2001	244,753	123,680	121,073
2002	145,223	78,926	66,297
2003	208,139	99,605	116,862
2004	220,642	112,837	107,805
2005	154,072	81,742	72,330
2006	216,261	61,909	154,352
2007	152,576	72,620	79,956
2008	231,956	104,930	127,026
2009	134,664	71,612	63,052
2010	194,038	115,604	78,434
2011	163,487	98,430	65,057
2012	153,857	92,967	60,890
2013	148,793	97,515	51,278
2014	159,027	101,296	57,731

## TOP HOME CROWDS

	CROWD	OPPONENT (SCORE)	DATE
1.	8,277	Texas (W, 5-3)	Sat, 2/9/86
2.	7,347	Florida State (L, 4-6)	Sat, 4/19/03
3.	7,268	#Florida State (W, 14-6)	Sat, 5/23/81
4.	6,688	#Florida (W, 8-6)	Sun, 5/24/81
5.	6,638	Florida State (W, 10-8)	Sat, 5/6/89
6.	6,566	Florida State (L, 6-14)	Sat, 5/3/86
7.	6,537	Florida (W, 6-5)	Sat, 3/7/92
8.	6,524	Florida State (L, 2-9)	Sat, 5/8/82
9.	6,482	Florida State (W, 7-3)	Sat, 5/4/90
10.	6,452	Arizona State (L, 3-4)	Fri, 2/4/83

# - NCAA Tournament game

## TOP THREE-GAME SERIES

	CROWD	OPPONENT	DATES
1.	19,062	Florida State	4/18/08-4/20/08
2.	19,049	Florida State	5/4/90-5/6/90
3.	16,802	Florida State	5/2/86-5/4/86
4.	16,597	Florida State	3/3/81-3/6/81
5.	16,244	Florida State	5/3/91-5/4/91
6.	16,494	Arizona State	2/4/83-2/6/83
7.	15,858	Florida State	4/23/10-4/25/10
8.	15,199	Florida State	4/24/92-4/26/92
9.	15,090	Florida State	5/5/89-5/7/89
10.	14,441	Florida State	5/6/88-5/8/88

## TOP CROWDS BY DAY

DAY	CROWD	OPPONENT (SCORE)	DATE
Monday	6,161	Baltimore Orioles (L, 2-16)	4/6/81
Tuesday	6,025	#Florida (W, 12-9)	5/28/85
Wednesday	5,775	Florida (W, 4-0)	3/22/89
Thursday	5,481	#Minnesota (W, 12-0)	5/21/81
Friday	6,482	Florida State (W, 7-3)	5/4/90
Saturday	8,277	Texas (W, 5-3)	2/9/86
Sunday	6,737	#Florida (W, 8-6)	5/24/81

# - NCAA Tournament game

## TOP CWS CROWDS

	CROWD	OPPONENT (SCORE)	DATE
1.	26,530	LSU (W, 9-5)	6/19/04
2.	26,327	Texas (L, 2-13)	6/14/03
3.	26,241	Oregon State (L, 1-8)	6/20/06
4.	25,417	Oregon State (W, 12-1)	6/17/06
5.	25,240	South Carolina (L, 11-15)	6/22/04
6.	24,859	Alabama (W, 8-1)	6/13/99
7.	24,857	Cal State Fullerton (L, 3-6)	6/21/04
8.	24,740	Arizona State (L, 2-9)	5/31/98
9.	24,070	Stanford (W, 12-1)	6/16/01
10.	23,994	Tennessee (W, 21-13)	6/9/01

# UM ATHLETIC HALL OF FAME

The University of Miami Sports Hall of Fame is nestled on the Coral Gables campus and houses memorabilia and artifacts from over 80 years of Hurricanes athletic excellence. The Hall of Fame was established in 1966, with the Tom Kearns Sports Hall of Fame Building opening in 1989 as a shrine to University of Miami sports legends of the past and present.

The UMSHOF is a non-profit, 501c3 organization whose sole purpose is to promote UM athletics, and recognize those student-athletes, coaches and administrators who have excelled in their sports and brought national and international acclaim to the university through their accomplishments and championships.

The UMSHOF holds an annual induction banquet and golf tournament to raise funds for operation and upkeep of the Hall...tax-deductible donations help showcase these achievements for Hurricanes fans to enjoy for generations to come.

Visit [UMSportsHallofFame.com](http://UMSportsHallofFame.com) for information on how to donate to the Hall, and hours of operations.

Randy Ableman (diving coach)  
Hal Allen (football coach)  
Patrina Allen (track & field)  
Ottis Anderson (football)  
Jodi Appelbaum Steinbauer (tennis)  
Ray Arky (football)  
Jessie Armstead (football)  
J.D. Arteaga (baseball)  
Woody Austin (golf)  
Dr. Bowman F. Ashe (UM president)  
Rod Ashman (football, basketball)  
Wilbert Bach (sports information)  
Pete Banaszak (football)  
Mike Barnes (football)  
Micheal Barrow (football)  
Rick Barry (basketball)  
Wayne Beckner (basketball)  
Tom Beier (football)  
Ray Bellamy (football)  
Bill Bennett (track)  
Lloyd Bennett (track and swimming coach)  
Albert Bentley (football)  
Sharon Berg (swimming)  
Stanley "Skip" Bertman (baseball coach)  
Al Besselink (men's golf)  
Warren Bogle (baseball)  
Don Bosseler (football)  
Bennie Blades (football)  
Octavia Blue (women's basketball)  
Melvin Bratton (football)  
Melissa Briley-Mieras (diving)  
Eddie Brown (football)  
Eric Brown (basketball)  
Jerome Brown (football)  
Janet Buchanan-Kerr (swimming)  
Dr. Charles Burbacher (team doctor)  
Pat Burrell (baseball)  
Andrew Burrow (tennis)  
Jim Burt (football)  
Edward "Red" Cameron (football, boxing)  
Whitey Campbell (football, basketball, baseball, and football and baseball coach)  
Al Carapella (football)  
Rubin Carter (football)  
Sy Chadroff (basketball, baseball)  
Nick Chickillo (football)  
Davian Clarke (track & field)  
Tony Cline (football)  
Julius Cohen (basketball)  
Dan Connors (football)  
Ed Contreras (baseball)  
Horace Copeland (track)  
Alex Cora (baseball)  
Jim Cox (football)  
Pat Cramer (tennis)  
Tony Cristiani (football)  
Nathaniel Crosby (golf)  
Maurice Crum (football)  
Fran Curci (football, football coach)  
Don Curnutt (basketball)  
Paul Dee (athletic director)  
Amy Deem (women's track coach)  
Bill Deering (track and field)  
Dr. Mickey Demos (boxing)  
Paul Desjardins (golf)  
Bill Diaz (swimming coach)  
Eddie Dibbs (tennis)  
Carl DiBernardo (boxing)  
Jim Dooley (football, track)

Ken Dorsey (football)  
Lin Dunn (women's basketball coach)  
Eddie Dunn (football, basketball, baseball, coach)  
Gary Dunn (football)  
Ian Duvenhage (women's tennis coach)  
Eddie Edwards (football)  
Judy Eller (golf)  
Craig Erickson (football)  
Dennis Erickson (football)  
Lee Evans (reporter)  
Jorge Fabregas (baseball)  
Kevin Fagan (football)  
Jeff Feagles (football)  
Jaime Fillol (tennis)  
Mike Fiore (baseball)  
Chuck Foreman (football)  
Dawn Frady (swimming)  
Bubba Franks (football)  
Ron Fraser (baseball coach)  
Abe Friedman (basketball)  
George Gallett (sports information)  
Luis Garcia (tennis)  
Greg Garlich (diving)  
Charlie George (football)  
Harry Ghaul (football, baseball)  
Bryan Gillooly (diving)  
Ron Godfrey (basketball coach)  
Tom Gompf (swimming coach)  
Orlando Gonzalez (baseball)  
Joe Grahe (baseball)  
Danny Graves (baseball)  
Dr. Joel Green (baseball)  
Lise Gregory (tennis)  
Matt Gribble (swimming)  
Randy Guerra (baseball)  
Andy Gustafson (football coach, athletic director)  
Jack Hackett (football)  
Bruce Hale (basketball coach)  
Leonard Hamilton (basketball)  
Penny Hammel (women's golf)  
John Hammil (tennis)  
Jack Harding (football coach, athletic director)  
Robin Harmony (women's basketball)  
Dennis Harrah (football)  
Doris Hart (tennis)  
Al Harum (tennis)  
Janet Hass (women's tennis)  
Bill Hawkins (football)  
Neal Heaton (baseball)  
Ted Hendricks (football)  
Jeannie Hebert-Truax (women's basketball)  
Dr. Bill Heuson (golf coach)  
Dick Hickox (basketball)  
Alonzo Highsmith (football)  
Bobby Hill (baseball)  
Randal Hill (football)  
Carlos Huerta (Football)  
Aubrey Huff (baseball)  
Isabella Hutchinson (women's athletics)  
Michael Irvin (football)  
Stan Jakubowski (baseball)  
Edgerrin James (football)  
Calvin James (baseball)  
Don James (football)  
Harvey James (football)  
Tim James (basketball)  
Sam Jankovich (athletic director)  
Jenny Keim Johansen (diving)  
Andre Johnson (football)

Charles Johnson (baseball)  
Jack Johnson (football)  
Jimmy Johnson (football coach)  
James Jones (basketball)  
K.C. Jones (football)  
Daphne Jongejans-Bousquet (diving)  
Art Kehoe (football, football coach)  
Jim Kelly (football)  
Cortez Kennedy (football)  
Tracy Kerdyk (golf)  
Walter Kichefski (football, coach)  
Bill Kimbrough (football)  
Tom Kearns (football, basketball, boxing)  
Chuck Klein (football)  
Bernie Kosar (football)  
Wayne Krenchicki (baseball)  
Ferne Labati (women's basketball)  
Phil Lane (baseball)  
Don Latimer (football)  
Lenny Layland (diving)  
Ann Laughlin (golf)  
Thom Lehman (baseball)  
Denny Leonard (football, boxing)  
Dale Lewis (tennis coach)  
Ray Lewis (football)  
Steve Lichtner (swimming)  
Ron Lippett (football)  
Jack Losch (football, baseball, track)  
Greg Louganis (diving)  
William "Bunny" Lovett (boxing, coach)  
William C. Lufler (tennis coach)  
Melinda Lyverse (swimming)  
Jorge Maduro (baseball)  
Dr. Harry Mallios (football, athletic director)  
Gordon Malloy (football)  
Rodney Mandelstam (tennis, soccer)  
Fred Marion (football)  
Greg Mark (football)  
Don Mariutto (football)  
Leo Martin (football)  
Russell Maryland (football)  
Pete Mastellone (football)  
Bob Masterson (football, boxing)  
Mike McCoy (basketball)  
Yolanda McCray (track and field)  
Frank McDonald (football)  
Bryant McKinnie (football)  
Ryan McNeil (football)  
Rich Mercier (football)  
Jason Michaels (baseball)  
Bill Miller (football)  
Danny Miller (football)  
George Mira Sr. (football)  
George Mira Jr. (football)  
Dan Morgan (football)  
Hart Morris (football, basketball coach)  
Ed Morris (basketball)  
Jim Morris (baseball coach)  
Jeff Morrison (baseball)  
Robbie Morrison (baseball)  
Cathy Morse (golf)  
Jerry Moss (tennis)  
Santana Moss (football)  
Gardnar Mulloy (tennis, and coach)  
Wyllesheia Myrick (track)  
Jack Nelson (swimming, and coach)  
Connie Nickel (administration)  
John Noppenberg (football)  
Jim Otto (football)  
Burgess Owens (football)  
Mike Pagliarulo (baseball)  
Dean Panaro (men's swimming and diving)  
Norm Parsons (administration, coaching)  
Vicki Plowden (women's basketball)  
Clinton Portis (football)  
Tom Pratt (football)  
Larry Pyle (baseball)  
Rick Raether (baseball)  
Rio Ramirez (diving)  
Joaquim Rasgado (tennis)  
Ed Reed (football)  
Billy Regan (boxing coach)

Ronni Reis-Bernstein (tennis)  
Ros Riach (women's tennis)  
Maria Rivera (women's basketball)  
Patti Rizzo (golf)  
Javy Rodriguez (baseball)  
Brett Romberg (football)  
Al "Flip" Rosen (football, baseball)  
Gaither Rosser (swimming)  
Tyce Routson (diving)  
Dr. Francis "Whitey" Rouviere (football, baseball)  
Ed Rubinoff (tennis)  
Gillian Russell (track)  
Art Saey (Boxing, football)  
Alex Santos (baseball)  
Warren Sapp (football)  
Frances Savage (women's basketball)  
Sam Scarnecchia (football)  
Howard Schnellenberger (football coach)  
Sid Schwartz (men's tennis)  
Leon Searcy (football)  
Harold Sears (football)  
Pancho Segura (tennis)  
Kevin Sheary (baseball)  
Doug Shields (baseball)  
Archie Slaton (boxing)  
Danny Smith (baseball)  
Darrin Smith (football)  
Don Smith (football)  
Frank Smith (football)  
Sam Sorce (baseball)  
Don Soldinger (coach)  
Roberta A. Speer (golf)  
Gene Stage (basketball)  
Daniel Stubbs (football)  
Mike Sullivan (football)  
Tom Sullivan (football)  
Bob Tatarek (football)  
Jay Tessmer (baseball)  
Vinny Testaverde (football)  
Lamar Thomas (football)  
Ron Thorne (track)  
John "Red" Tobin (football, basketball)  
Gino Torretta (football)  
Armand "Stitch" Vari (football and coach)  
Jesse Vassallo (swimming)  
Rachel Viollet (tennis)  
Steve Walsh (football)  
Marshall Wayne (diving)  
Reggie Wayne (football)  
Ed Weisacosky (football)  
Earl Welbaum (track and field)  
Dave Wike (coach, trainer)  
David Wilkie (swimming)  
Wendy Williams (women's diving)  
Larry Wilson (football, baseball)  
Mike Wittman (men's basketball)  
Nick Wolcuff (football, boxing, wrestling)  
William Wrona (baseball)  
Jodi Yambor (swimming)  
Ernie Yaroshuk (baseball)



## **RECORDS**

---

Single-Season Records (team) .....	107-108
Single-Game (team) .....	108-109
Freshman Records .....	109
Single-Game Records (individual) .....	110-112
All-Time Batting Leaders (individual).....	113-116
All-Time Pitching Leaders (individual).....	117-120
Season Batting Leaders (individual) .....	121
Season Pitching Leaders (individual) .....	122



# TEAM RECORDS

## BATTING - SEASON

### AT BATS

1.	2,698	1983
2.	2,656	1985
3.	2,432	1984
4.	2,517	1982
5.	2,362	1997
6.	2,325	1980
7.	2,320	1981
8.	2,253	2006
9.	2,239	1988
10.	2,236	1995

### RUNS

1.	643	1985
2.	637	1998
3.	632	1982
4.	615	1983
5.	607	2000
6.	605	1974
7.	600	1997
8.	595	1984
9.	567	1996
10.	564	1980

### HITS

1.	794	1985
2.	790	1983
3.	770	1984
4.	769	1997
5.	766	1996
6.	742	1982
7.	727	1998
8.	724	1999
9.	712	2004
10.	711	2008

### BATTING AVERAGE

1.	.343	1996
2.	.335	1998
3.	.333	1999
4.	.330	2004
5.	.326	1997
6.	.323	2000
7.	.321	2005
8.	.320	2008
9.	.315	2003
10.	.314	2002

### DOUBLES

1.	171	1985
2.	168	1997
3.	156	1983
4.	152	1996
5.	147	1984
6.	145	1992
7.	140	1988
8.	136	2004
9.	135	2008
	135	1981

### TRIPLES

1.	40
2.	35
3.	34
4.	33
	33
6.	29
7.	28
	28
9.	27
10.	26
	26

### HOME RUNS

1.	139
2.	106
	106
4.	104
5.	96
6.	92
7.	91
8.	88
9.	85
10.	81

### TOTAL BASES

1.	1,302	1998
2.	1,259	1983
3.	1,238	1997
4.	1,237	1985
5.	1,229	1984
	1,229	1996
7.	1,212	1982
8.	1,202	2008
9.	1,187	1999
10.	1,133	2004

### RUNS BATTED IN

1.	588	1998
2.	560	1982
3.	553	1985
4.	548	1984
5.	541	1997
6.	529	1983
7.	522	1996
8.	517	2008
9.	493	1999
10.	491	2004

### SLUGGING PERCENTAGE

1.	.601	1998
2.	.550	1996
3.	.547	1999
4.	.541	2008
5.	.525	2004
6.	.524	1997
7.	.516	2010
8.	.511	2000
9.	.490	2003
10.	.487	2005

### WALKS

1.	529	1990
2.	505	1980
3.	493	1985
4.	451	1981
5.	432	1993
6.	417	1988
	417	1973
8.	416	1982
9.	414	1983
10.	409	1975
	409	1992

### STRIKEOUTS

1.	485	1998
2.	481	2008
3.	466	2010
4.	459	1999
	459	1982
6.	451	1984
7.	448	1996
8.	439	1983
9.	346	1997
10.	429	2004

### STOLEN BASES

1.	231	1985
2.	228	2001
3.	216	1979
4.	201	1981
5.	200	1989
6.	195	1982
7.	186	1988
8.	176	1976
9.	175	1978
10.	173	1986

### TOTAL SACRIFICES

1.	107	2006
2.	104	1994
3.	99	2001
4.	93	1996
5.	90	1997
6.	88	2003
7.	86	2008
	86	1995
9.	83	2005
10.	82	1992

### HIT BY PITCH

1.	73	2004
2.	68	2006
3.	63	2003
4.	58	2007
5.	56	1999
	56	2010
7.	55	2008
	55	1994
9.	53	1997
	53	1989
	53	1996

### LEFT ON BASE

1.	590	1983
2.	575	1982
3.	564	1980
4.	551	1985
5.	530	1998
6.	527	1977
7.	525	1986
8.	524	1976
9.	516	1984
10.	510	1981

## PITCHING - SEASON

### INNINGS

1.	716.1	1983
2.	709.0	1985
3.	666.1	1984
4.	656.0	1982
5.	623.0	1980
6.	622.2	1981
7.	612.1	1997
8.	608.1	1988
9.	600.1	1989
10.	596.1	1995

### COMPLETE GAMES

1.	23	1974
	23	1980
3.	22	1984
4.	21	1966
	19	1989
6.	18	1968
	18	1975
	18	1981
9.	17	1973
	17	1979

### SHUTOUTS

1.	12	1980
2.	11	1989
3.	9	1979
4.	8	1991
	8	1998
6.	7	1967
	7	1969
	7	1971
	7	1972
	7	1973
	7	1975
	7	1977

### HITS ALLOWED

1.	693	1984
2.	662	1985
3.	656	1983
4.	620	1982
5.	616	2002
6.	588	1997
7.	584	2001
8.	570	2003
9.	565	1986
10.	562	2008



# TEAM RECORDS

## PITCHING - SEASON

### RUNS ALLOWED

1.	404	1984
2.	391	2002
3.	354	1983
4.	349	2003
5.	345	1997
6.	338	1985
7.	330	2007
8.	327	2006
	327	1987
10.	326	1982
	326	1982

### EARNED RUNS ALLOWED

1.	327	2002
2.	324	1984
3.	295	1983
4.	293	1985
5.	283	2006
6.	278	2009
	278	2003
8.	277	1982
9.	267	1997
10.	266	2007

### EARNED RUN AVERAGE

1.	1.95	1974
2.	2.23	1963
3.	2.31	1973
4.	2.36	1975
5.	2.39	1968
	2.39	1978
7.	2.42	1969
8.	2.46	1979
9.	2.48	1967
10.	2.50	1980

### WALKS

1.	336	1983
2.	331	1985
3.	318	1984
4.	314	1982
5.	289	1986
6.	280	1987
7.	272	2003
8.	275	1993
9.	268	1980
10.	266	2004

### STRIKEOUTS

1.	631	1999
2.	596	1989
3.	591	1998
4.	573	1997
5.	567	1981
	567	1985
7.	565	1984
8.	554	2008
	554	2010
10.	546	1983

### SAVES

1.	25	1994
2.	22	1983
3.	21	1985
	21	1986
	21	2011
	21	1995
6.	20	2001
	20	2004
8.	19	2009
	19	2012
	19	2009
	19	2012

### WILD PITCHES

1.	50	2008
	50	2001
	50	1994
3.	46	2006
4.	45	2009
5.	44	2005
	44	1993
	44	2010
	44	2007
9.	43	2011
10.	42	2011

### HIT BATSMEN

1.	86	2006
2.	82	2011
3.	76	2002
	76	2001
5.	67	2005
	67	2007
7.	55	2000
	55	2004
9.	52	2009
10.	51	1999

### BALKS

1.	21	2003
2.	14	1988
3.	13	1997
4.	12	2004
5.	11	2008
6.	10	2007
7.	9	1987
	9	1996
9.	8	2000
	8	2001
	8	2005

### APPEARANCES IN RELIEF

1.	233	2001
2.	205	2002
3.	190	2010
4.	185	1998
5.	181	1996
6.	180	2012
7.	179	2005
8.	176	2006
9.	172	1999
	172	1997

## BATTING - GAME

### INNINGS

1.	17	Florida State, 4/7/2000
2.	16	Florida, 2/17/1995
	16	The Citadel, 5/18/1979
4.	15	St. Thomas, 4/16/1993

### AT BATS

1.	61	Florida State, 4/7/2000
2.	57	C.W. Post, 3/5/2000
3.	54	St. Thomas, 4/17/1993
4.	53	Florida, 2/17/1995
5.	52	USC, 2/8/1981

### RUNS SCORED

1.	33	C.W. Post, 3/5/2000
2.	28	UCF (G2), 5/12/1985
3.	27	Pace, 5/2/2003
	27	Florida Tech, 3/9/1978
	27	Ft. Lauderdale College, 5/17/1983
	27	Notre Dame, 2/21/1998
7.	26	USF, 4/14/1972
	26	Biscayne, 4/25/1973
9.	25	Boston University, 3/11/1990
	25	Seton Hall, 2/8/1992
	25	Barry, 1/31/1996

### RUNS SCORED - INNING

1.	14	Mercer, 2/6/1988
2.	13	Indiana State, 3/11/1981
	13	Ft. Lauderdale College, 5/17/1983
	13	USF, 4/14/1972
5.	12	Biscayne, 4/25/1973
	12	Boston University, 3/11/1990
	12	Illinois, 3/6/1998
8.	11	Biscayne, 4/21/1971
	11	FIU, 2/23/1979
	11	Michigan State, 3/22/1985
	11	Boston University, 3/11/1990
	11	California, 2/3/1991
	11	Notre Dame, 2/21/1998

### RUNS SCORED - BOTH TEAMS

1.	38	Minnesota, 2/26/2002
2.	37	Ft. Lauderdale College, 5/17/1983
3.	36	Jacksonville, 4/2/1979
4.	34	Tennessee, 6/9/2001
5.	33	UCF, 5/12/1985
	33	C.W. Post, 3/5/2000
	33	Georgia Tech, 3/30/2003
8.	31	Florida, 2/13/2000

### HITS

1.	32	C.W. Post, 3/5/2000
2.	28	UCF, 5/12/1985
	28	Seton Hall, 2/12/1982
	28	Stetson, 3/2/1993
5.	26	Virginia, 4/24/2004
6.	25	Wake Forest, 5/14/2009
	25	C.W. Post, 3/4/2000
8.	24	Pace, 5/2/2003
	24	Princeton, 5/24/1985
	24	USF, 2/22/1986

### HITS - INNING

1.	12	Harvard, 3/28/1997
2.	11	Cincinnati, 3/19/1969
	11	Biscayne, 4/21/1971
	11	Ft. Lauderdale College, 5/17/1983
	11	UCF, 5/12/1985

### CONSECUTIVE BATTERS ON BASE

1.	13	Ill.-Chicago 3/24/1983
2.	12	FAU/Rice, 5/4-7/1993
3.	11	GWU, 3/15/1984
	11	Mercer, 2/6/1988
5.	10	FIU, 2/23/1979
	10	Mercer, 3/1/1983
	10	USF, 2/22/1986

### DOUBLES

1.	10	Maine, 3/15/1996
2.	9	William Patterson, 3/21/1992
	9	Princeton, 5/24/1985
4.	8	Ohio State, 3/19/1974
	8	Ithaca, 3/11/1979
	8	Tampa, 2/27/1985
	8	USF, 3/31/1992
	8	St. Thomas, 4/18/1998

### TRIPLES

1.	5	Mercer, 3/2/1983
2.	4	Florida A&M, 1978
	4	Bethune-Cookman, 4/3/1990
	4	Stetson, 3/2/1993
	4	Harvard, 3/26/2003

### HOME RUNS

1.	9	Jacksonville, 4/2/1979
2.	8	South Carolian, 5/23/1998
	8	Bowling Green, 5/21/1998
4.	6	Georgia Tech, 4/16/1978
	6	Notre Dame, 2/21/1998
	6	Georgia Southern, 5/16/1998
	6	Jacksonville, 5/10/1998
	6	Elon, 5/2/1999
	6	Princeton, 3/13/19999
	6	Georgia Tech, 5/22/2008
	6	Wake Forest, 3/21/2008
	6	Wake Forest, 5/16/2009

### HOME RUNS - INNING

1.	4	Alabama, 4/8/1984
		(Shields, Mandel, Lange, Lane)
	4	South Carolina, 5/23/1998
		(Burrell, Huff, Jacobson, Alvarez)
	4	Boston College, 3/7/2008
		(Hagerty, Weeks, Alonso, Terdoslavich)
2.	3	Furman, 3/27/1967
		(Stefkovich, Deem, Brown)
	3	Tampa, 4/28/1973
		(Gonzalez, Krenchicki, Castillo)
	3	Alabama, 4/8/1984
		(Mandel, Lane, Lange)
	3	Louisiana State, 4/20/1984
		(Rowland, Hart, Mandel)
	3	Maine, 5/16/1988
		(Dominguez, Word, Viera)



# TEAM RECORDS

## BATTING - GAME

**HOME RUNS - INNING (cont'd)**

3	Maine, 3/17/1996
<i>(Grimmett, Gomez, Rivero)</i>	
3	Cal St. Fullerton, 5/17/1996
<i>(Gargiulo, Saggese, DeCelle)</i>	
3	Richmond, 5/22/1997
<i>(Michaels, Burrell, Huff)</i>	
3	Iona, 3/18/1998
<i>(Burrell, Muler, Jimerson)</i>	
3	Georgia Tech, 3/30/2003
<i>(Braun, Sanchez, Burt)</i>	
3	Boston College, 5/2/2009
<i>(Herrmann, Grandal, Martinez)</i>	
3	Florida State, 4/25/2010
<i>(Perez, Ratcliff, Grandal)</i>	

## HOME RUNS - BOTH TEAMS

1.	12	Jacksonville, 4/2/1979
	12	Florida, 2/8/1998

## TOTAL BASES

1.	52	Ft. Lauderdale College, 5/17/1983
2.	51	USF, 2/22/1986
3.	50	Jacksonville, 4/2/1979
4.	46	UCF, 5/12/1985
	46	Stetson, 3/2/1993
	46	Bowling Green, 5/21/1998
	46	C.W. Post, 3/5/2000
	46	Pace, 5/2/2003
	46	Wake Forest, 5/16/2009
10.	45	Georgia Tech, 4/16/1978
	45	Notre Dame, 2/21/1998

## RBI

1.	30	C.W. Post, 3/5/2000
2.	27	UCF (G2), 5/12/1985
	27	Notre Dame, 2/21/1998
4.	25	Florida Tech, 3/9/1978
	25	Ft. Lauderdale College, 5/17/1983
	25	Pace, 5/2/2003
7.	23	Elon, 5/2/1999
8.	22	Boston University, 3/11/1990
	22	Barry, 1/31/1996
	22	Toledo, 3/22/1997
	22	St. Thomas, 4/18/1998
	22	Ohio State, 3/6/1999
	22	Elon, 3/6/2004
	22	Wake Forest, 3/23/2008

## STOLEN BASES

1.	14	St. Francis, 3/27/1979
2.	13	Seton Hall, 3/18/1977
3.	11	Georgetown, 3/10/1988
4.	10	Stetson, 5/7/1965
	10	Rutgers, 3/18/1984
	10	Michigan State, 3/19/1985
	10	Mercere, 2/14/1989
	10	Jacksonville, 5/6/2001
	10	Clemson, 6/2/2001

## STRIKEOUTS

1.	22	Florida State, 4/7/2000
2.	19	Clemson, 5/31/1996
	19	Florida Southern, 3/15/1958
4.	18	Florida, 4/5/1947
5.	17	Wake Forest, 1/28/2000
6.	16	Florida State, 4/27/1956
	16	Tulane, 3/3/1991
	16	Florida, 2/23/1992
	16	St. Thomas, 4/18/1992
	16	Florida, 2/5/2000

## WALKS

1.	25	North Carolina, 2/19/1982
2.	19	FAU, 3/1/1995
3.	18	Southern Illinois, 3/19/1977
	18	Florida Tech, 3/10/1978
	18	Buffalo, 3/30/1978
6.	17	Florida Southern, 3/15/1958
	17	Mercer, 2/6/1988
8.	16	UCLA, 5/31/1997
	16	Arizona, 6/7/2008

## LEFT ON BASE

1.	20	Parris Island Marines, 4/6/1953
2.	18	North Carolina, 2/19/1982
	18	FAU, 5/4/1993
4.	17	Florida State, 3/29/1958
	17	Georgia Tech, 5/25/1986
	17	UCLA, 5/31/1997
	17	Florida State, 4/25/1999
8.	16	South Carolina, 3/13/1982
	16	California, 5/29/1992
	16	Rider, 5/27/1995
	16	Mercer, 2/3/2007

## LARGEST WINNING MARGIN

1.	33	C.W. Post, 3/5/2000
2.	25	Pace, 5/2/2003
	25	Barry, 1/31/1996
	25	Notre Dame, 2/21/1998
5.	24	Florida Tech, 3/9/1978
	24	Boston University, 3/11/1990
	24	Elon, 3/6/2004
8.	23	UCF, 5/12/1985

## LARGEST LOSING MARGIN

1.	19	Texas, 3/1/1997
2.	18	Florida State, 4/17/1957
	25	Barry, 1/31/1996

## ERRORS

1.	9	Auburn, 5/3/1946
	9	Florida State, 3/25/1951
	9	Parris Island Marines, 4/6/1953
	9	Ohio State, 3/20/1962
5.	8	Florida, 5/7/1948
	8	Florida, 4/8/1949
	8	Florida, 5/13/1949
	8	UMass, 3/24/1977
	8	Arizona, 6/2/1984
	8	Florida State, 4/7/1996
	8	Bethune-Cookman, 4/12/1998

## ERRORS - OPPONENT

1.	12	Southern Illinois, 3/16/1976
2.	10	Georgia-ATL, 3/27/1953
	10	Patrick Air Force, 3/18/1955
4.	9	Tampa, 4/23/1949
	9	Havana, 5/12/1951
	9	Florida A&M, 4/5/1981
7.	8	Many Teams Tied

## DOUBLE PLAYS

1.	7	Southern Illinois, 3/16/1976
	7	Cornell, 3/30/1971
3.	6	UMass, 3/25/1976
	6	Clemson, 5/14/1995

## FRESHMAN - SEASON

### BATTING

<b>GAMES</b>	77	Mike Fiore (1985)
<b>AT BATS</b>	276	Mike Fiore (1985)
<b>RUNS</b>	75	Pat Burrell (1996)
<b>HITS</b>	102	Scott Parsons (1981)
<b>DOUBLES</b>	22	Kevin Howard (2000)
<b>TRIPLES</b>	9	Charles Johnson (1990)
<b>HOME RUNS</b>	23	Pat Burrell (1996)
<b>TOT. BASES</b>	182	Pat Burrell (1996)
<b>RBI</b>	76	Ryan Braun (2003)
<b>STEALS</b>	41	Bobby Hill (1997)
<b>WALKS</b>	60	Howie Shapiro (1976)
<b>STRIKEOUTS</b>	72	Stephen Perez (2010)
<b>TOT. SAC.</b>	14	Zeke DeVoss (2010)
<b>HIT BY PITCH</b>	20	Bobby Hill (1997)
<b>BA (200+ AB)</b>	.413	Kevin Howard (2000)
<b>BA (101-199)</b>	.484	Pat Burrell (1996)
<b>SLG%</b>	.948	Pat Burrell (1996)
<b>HIT. STREAK</b>	20	Mark Sobolewski (2007)
<b>CONS. X ON BASE</b>	14	Kevin Howard (2000)
<b>CONS. HITS</b>	9	Mike Fiore (1985)

### PITCHING

<b>APPS</b>	44	George Huguet (2001)
<b>APPS IN REL.</b>	44	George Huguet (2001)
<b>STARTS</b>	19	Joe Grahe (1987)
<b>CGs</b>	8	Alex Fernandez (1989)
<b>INNINGS</b>	147.2	Alex Fernandez (1989)
<b>STRIKEOUTS</b>	177	Alex Fernandez (1989)
<b>WINS</b>	15	Alex Fernandez (1989)
<b>TOP RECORD</b>	11-0	Chris Hernandez (2008)
<b>LOSSES</b>	5	Kiki Bengochea (2000)
<b>SAVES</b>	15	Bryan Garcia (2014)
<b>ERA (100+ IP)</b>	2.01	Alex Fernandez (1989)
<b>ERA (1-99 IP)</b>	1.36	Jerry Brust (1974)
<b>CONS. WINS</b>	13	Alex Fernandez (1989)

## FRESHMAN - GAME

### BATTING

<b>AT BATS</b>	8	Kevin Howard (3/5/2000)
		Kevin Howard (4/7/2000)
<b>RUNS</b>	5	Kevin Howard (3/5/2000)
<b>HITS</b>	6	Mike Fiore (5/12/1985)
<b>DOUBLES</b>	3	Kevin Howard (4/22/2000)
	3	Rick Saggese (3/15/1996)
<b>TRIPLES</b>	2	Jemile Weeks (4/22/2006)
	2	Manny Crespo (3/6/1998)
<b>HOME RUNS</b>	2	Last: Harold Martinez (4/5/2009)
<b>TOTAL BASES</b>	11	Last: Gaby Sanchez (5/2/2003)
<b>RBI</b>	8	Randy Guerra (3/14/1976)
<b>STEALS</b>	4	Bobby Hill (3/21/1997)
<b>WALKS</b>	4	Pat Burrell (5/4/1996)
<b>STRIKEOUTS</b>	4	Last: Harold Martinez (4/5/2009)
<b>SAC FLYS</b>	2	Last: Marcus Nettles (5/14/1999)
<b>SAC HITS</b>	2	Last: Blake Tekotte (5/26/2006)
<b>HIT BY PITCH</b>	2	Last: Ted Blackman (5/8/2009)

### PITCHING

<b>STRIKEOUTS</b>	15	Alex Fernandez (3/22/1989)
<b>NO-HITTERS</b>	1	Alex Fernandez (3/18/1989)

# SINGLE-GAME RECORDS

## BATTING

### AT BATS

- 9 – Mike Rodriguez vs. Florida State, 4/7/2000
- 8 – Kevin Howard vs. Florida State, 4/7/2000
- Javy Rodriguez vs. Florida State, 4/7/2000
- Kevin Howard vs. C.W. Post, 3/5/2000
- Rob Batter vs. The Citadel, 5/18/1979

### RUNS

- 5 – Rick Gama vs. USC, 6/2/1995
- Aubrey Huff vs. Harvard, 3/28/1997
- German Alvarez vs. Rutgers, 3/15/1998
- Brian Seever vs. Bowling Green, 5/21/1998
- Russ Jacobson vs. Princeton, 3/13/1999
- Kevin Brown vs. C.W. Post, 3/3/2000
- Lale Esquivel vs. C.W. Post, 3/5/2000
- Kevin Howard vs. C.W. Post, 3/5/2000
- Jim Burt vs. Florida Atlantic, 6/6/2004
- Chris Herrmann vs. Wake Forest, 5/14/2009

### HITS

- 6 – Kevin Howard vs. Georgia Tech, 5/11/2002
- Mike Fiore vs. UCF (G2), 5/12/1985
- Mark Sobolewski vs. Cornell, 3/18/2008

### CONSECUTIVE BASE HITS

- 8 – Joe Margiotta, 4/18-19/1970
- Russ Jacobson, 3/17-19/1999

### DOUBLES

- 4 – Chad Hoelker vs Georgia State (G1), 3/27/1993
- Aubrey Huff vs. Oral Roberts, 5/16/1997

### TRIPLES

- 3 – Calvin James vs. Arkansas, 2/2/1985
- Calvin James vs. USC, 4/5/1985

### HOME RUNS

- 3 – Joe Squilla vs. Florida Tech, 3/10/1978
- Alex DeJesus vs. Jacksonville, 3/8/1979
- Russ Jacobson vs. Princeton, 3/13/1999
- Lale Esquivel vs. Bethune-Cookman, 5/28/1999
- Kevin Brown vs. Stetson, 5/27/2001
- Blake Tekotte vs. Virginia Tech, 5/9/2008
- Scott Lawson vs. Texas A&M, 6/5/2010

### HOME RUNS - CONSECUTIVE AT BATS

- 4 – Russ Jacobson vs. Princeton, 3/12-13/1999
- 3 – Joe Squilla vs. Florida Tech, 3/10/1978

### HOME RUNS - SAME INNING

- 2 – Aubrey Huff vs. Bowling Green, 5/21/1998 (5th)
- 2 – Kevin Brown vs. Ohio State, 3/16/1999 (5th)

### TOTAL BASES

- 15 – Kevin Howard vs. Georgia Tech, 5/11/2002
- 13 – Joe Squilla vs. Florida Tech, 3/10/1978
- Russ Jacobson vs. Princeton, 3/19/1999
- Kevin Brown vs. Stetson, 5/27/2001
- Scott Lawson vs. Texas A&M, 6/5/2010
- 12 – Jim Burt vs. Minnesota, 2/16/2002
- Lale Esquivel vs. Bethune-Cookman, 5/28/1999
- Chico Deliz vs. Florida Southern, 4/30/1960
- Greg Ellena vs. Alabama, 4/8/1986
- Alex DeJesus vs. Jacksonville, 3/8/1979
- Kevin Brown vs. Stetson, 5/26/2001
- Blake Tekotte vs. Georgia Tech, 5/9/2008

### RBI

- 10 – Joe Squilla vs. Florida Tech, 3/10/1978
- 9 – Kevin Brown vs. Stetson, 5/26/2001
- 8 – Danny Valencia vs. Virginia Tech, 4/9/2005
- Kevin Howard vs. Georgia Tech, 5/11/2002
- Al Volpe vs. Bradley, 4/5/1972
- Randy Guerra vs. Southern Illinois, 3/14/1976

### STOLEN BASES

- 5 – Marcus Nettles vs. Jacksonville, 5/6/2001
- Ryan Grimmett vs. Hawaii, 1/16/1997
- Whitey Campbell vs. Stetson, 4/29/1950
- Errol Akchurin vs. Seton Hall, 3/18/1977
- Wes Robbins vs. Morehead State, 5/20/1977
- 4 – Orlando Gonzalez vs. Florida, 3/2/1974
- Doug Shields vs. North Carolina, 2/19/1982
- Gerg Vaughn vs. Texas, 2/9/1986
- Will Vespe vs. St. Thomas, 3/1/1988
- Jose Trujillo vs. Georgetown, 3/10/1988
- F.P. Santangelo vs. Mercer, 5/14/1989
- Bobby Hill vs. C.W. Post, 3/21/1997
- Charlton Jimerson vs. Villanova, 2/25/2000
- Charlton Jimerson vs. Rutgers, 3/12/2000
- Charlton Jimerson vs. Tennessee, 6/14/2001

### CONSECUTIVE STOLEN BASES

- 36 – Mike Rodriguez, 2001

### WALKS

- 6 – Dennis Raben vs. Arizona, 6/7/2008
- 5 – Orlando Gonzalez vs. Florida State, 4/19/1973
- Rick Montoni vs. Seton Hall, 3/23/1976
- Phil Lane vs. North Carolina, 2/19/1982
- Mike Fiore vs. Mercer, 2/7/1988

### STRIKEOUTS

- 4 – 34 times;
- most recent: Tyler Palmer vs. Clemson, 3/30/2012

### HIT BY PITCH

- 3 – Chris Hirsch vs. North Florida, 4/6/1990

### SACRIFICES - TOTAL

- 3 – Alex Cora vs. Tampa, 4/20/1996
- Ryan Jackson vs. Virginia Tech, 4/21/2007

### HIT FOR THE CYCLE

- Kirk Dulom vs. FIU, 4/3/1987
- Dave Berg vs. Stetson, 3/2/1993
- Gaby Sanchez vs. Pace, 5/2/2003

### HITTING STREAKS

- 28 – Ryan Grimmett, 1997
- 23 – Jason Michaels, 1997
- 21 – Kevin Howard, 2002
- Alex DeJesus, 1981
- Bill Wrona, 1983
- 20 – Danny Matenzo, 2002
- Mike Fiore, 1988
- 19 – Will Vespe, 1987
- 17 – Jon Jay, 2005
- Jon Jay, 2004-05
- Matt Dyer, 2002
- Javy Rodriguez, 2002
- Larry Pyle, 1968
- 16 – Jemile Weeks, 2006
- Ryan Braun, 2005
- 16 – Javy Rodriguez, 2002-02
- Jim Maler, 1977

### HITTING STREAKS (cont'd)

- 16 – Jorge Fabregas, 1990
- 15 – Esteban Tresgallo, 2012
- Jim Burt, 2002
- Rick Gama, 1995
- Danny Buxbaum, 1994
- Randy Guerra, 1977

### MOST CONSECUTIVE GAMES PLAYED

- 284 – Doug Shields, 1981-84
- 283 – Randy Guerra, 1976-79

### PUTOUTS

- 26 – Randy Guerra vs. The Citadel, 5/18/1979

### ASSISTS

- 10 – Ryan Jackson vs. Duke, 3/28/2008

### TOTAL CHANCES

- 27 – Randy Guerra vs. The Citadel, 5/18/1979

### ERRORS

- 6 – Eddie Boden vs. Florida, 4/8/1949

### PASSED BALLS

- 3 – Pete Marchegiano vs. Stetson, 4/15/1961
- Pat Callahan vs. Florida State, 5/6/1976
- Julio Solis vs. UCLA, 2/12/1984
- Chad Hoelker vs. Florida State, 4/10/1993
- Chad Hoelker vs. South Florida, 5/12/1993
- Mike Lopez-Cao vs. Stetson, 2/17/1997
- Richard O'Brien vs. UCLA, 2/10/2007

## PITCHING

### INNINGS

- 15.1 – Mark Batten vs. The Citadel, 5/18/1979
- 14.0 – Jeff Alkire vs. The Citadel (5.0) & NC State (9.0), 5/28/1991
- 13.0 – Ed Sherman vs. Auburn, 5/2/1946
- 12.0 – Frank Hand vs. Florida, 4/7/1950
- Larry Heffer vs. Tampa, 5/1/1962
- Gavin Long vs. Stetson, 5/1/1976
- 11.0 – Thom Lehman vs. Tampa, 5/11/1969
- Joe Grahe vs. Florida State, 4/8/1988
- 10.1 – Jose Prado vs. Florida State, 4/24/1993
- 10.0 – Ed Sherman vs. Florida Southern, 4/9/1947
- Marvin Rubin vs. Florida, 5/30/1951
- John Bartell vs. Florida Southern, 3/14/1958
- Norm Nebel vs. Yale (G2), 3/30/1959
- Vic Stenson vs. Florida Southern, 5/2/1959
- Bobby Hughes vs. Ohio State, 3/21/1961
- Thom Lehman vs. South Florida, 4/18/1969
- Joe Grahe vs. Creighton, 3/12/1989
- Greg Knowles vs. Minnesota, 3/31/1990

### WALKS

- 13 – Jack Marnhout vs. Amherst, 3/24/1953
- 12 – Al Petz vs. Florida Southern, 4/23/1956
- 11 – Chuck Swenson vs. Amherst, 3/25/1954
- Mike Larkin vs. New Hampshire, 3/18/1972
- 10 – Al Petz vs. Florida State, 4/27/1956
- Jack Marnhout vs. Opa Locka Marines, 5/10/1954
- Kenny Henderson vs. Florida, 2/27/1993
- 9 – Chuck Swenson vs. Amherst, 3/28/1957
- Roger Newman vs. Stetson, 5/11/1957
- Roger Newman vs. Michigan, 5/5/1958
- Bill Turkowski vs. Wake Forest, 2/25/1987
- Jeff Alkire vs. Cal State Fullerton, 5/31/1992

# SINGLE-GAME RECORDS

## CONSECUTIVE INNINGS WITH ZERO WALKS

58 — Thom Lehman, 1969

## STRIKEOUTS

23 — Neal Heaton vs. Indiana State, 3/10/1981  
 20 — Elmer Harris vs. Army, 3/21/1963  
 18 — Elmer Harris vs. Army, 3/19/1964  
 Joe Grahe vs. Maine, 3/17/1989  
 17 — Warren Bogle vs. Rollins, 5/1/1967  
 16 — Jim Muelhausen vs. Biscayne, 5/7/1969  
 Bryan Radziewski vs. Virginia Tech, 3/23/2013  
 15 — Warren Bogle vs. Tampa, 5/1/1967  
 Joe Grahe vs. Creighton, 3/12/1989  
 Alex Fernandez vs. Florida, 3/22/1989  
 14 — Elmer Harris vs. Tampa, 5/2/1962  
 Elmer Harris vs. Stetson, 4/20/1963  
 Jim Muelhausen vs. Biscayne, 4/16/1969  
 Neal Heaton vs. Stetson, 4/20/1979

## CONSECUTIVE STRIKEOUTS

8 — Neal Heaton vs. Florida State, 3/10/1981  
 Joe Grahe vs. Maine, 3/17/1989  
 Alex Santos vs. Florida, 2/8/1998

## HITS ALLOWED

16 — Bobby Hughes vs. Florida, 4/25/1961  
 15 — Frank Hand vs. Rollins, 4/15/1950  
 Bob Bartlett vs. Florida, 4/9/1973  
 Tom Farmer vs. Cal State Fullerton, 4/1/2001  
 14 — Danny Kavanaugh vs. Ohio State, 3/18/1961  
 A. Patenaude vs. East Carolina, 5/26/1984  
 13 — Al Petz vs. Florida State, 4/30/1957  
 H.C. Hearn vs. Stetson, 5/10/1957  
 Vic Stenson vs. Florida State, 4/19/1958  
 Bobby Hughes vs. Yale (G2), 3/30/1959  
 Robert Ward vs. Florida, 3/9/1962  
 Thom Lehman vs. Pace, 4/11/1969  
 Mike Kasprzak vs. Florida State, 5/8/1982

## RUNS ALLOWED

12 — Bobby Hughes vs. Yale (G2), 3/30/1959  
 Rob Souza vs. Cal State Fullerton, 6/6/1984  
 11 — Cesar Carrillo vs. Clemson, 5/19/2005  
 10 — Jason Adge vs. Florida State, 4/5/1995  
 Jack Marnhout vs. Stetson, 4/10/1955  
 Jack Marnhout vs. Rollins, 4/23/1955  
 David Horgen vs. Yale, 3/21/1957  
 Rick Jones vs. Ohio State (G1), 3/19/1966  
 Kiki Bengochea vs. Florida State, 4/14/2002  
 J.D. Cockroft vs. Texas, 6/14/2003

## EARNED RUNS ALLOWED

11 — Al Petz vs. Florida State, 4/30/1957  
 10 — Jason Adge vs. Florida State, 4/15/1995  
 David Horgen vs. Yale, 3/21/1957  
 9 — David Horgen vs. Wesleyan, 4/2/1958  
 Bobby Hughes vs. Florida, 4/25/1961  
 Rick Jones vs. Ohio State (G1), 3/19/1966

## HIT BATSMEN

4 — Kiki Bengochea vs. Bucknell, 5/25/2001  
 Brandon Camardese vs. Rutgers, 3/14/2004  
 Scott Maine vs. Louisville, 6/1/2007  
 Iden Nazaro vs. Duke, 4/15/2009

## WILD PITCHES

4 — Kenny Henderson vs. Stetson, 2/13/1994  
 Brian Walker vs. Bethune-Cookman, 5/28/1999  
 Chris Sheffield vs. Jacksonville, 5/5/2001

## WILD PITCHES (cont'd)

3 — Chuck Swenson vs. Rollins, 4/12/1957  
 Jeff Morrison vs. Georgia Southern, 3/23/1979  
 Greg Knowles vs. St. Thomas, 3/1/1988  
 Eric Berthelot vs. Maine, 3/20/1993  
 Kenny Henderson vs. St. Thomas, 4/16/1993  
 Vince Bongiovanni vs. USF, 3/16/2004  
 John Housey vs. Florida State, 4/3/2009

## BALKS

2 — Robert Ward vs. Army, 3/24/1962  
 Stan Jakubowski vs. Biscayne, 4/16/1973  
 Silvio Censale vs. NC State, 3/5/1991  
 David Gil vs. USF, 2/18/2000  
 Kiki Bengochea vs. Minnesota, 2/16/2002  
 George Huguet vs. Georgia Tech, 3/29/2003

# POSTSEASON - BATTING

## AT BATS

8 — Ron Batter vs. The Citadel, 5/18/1979 (16 inn.)  
 7 — Bruce Thompson vs. Rider, 5/27/1994  
 Blake Tekotte vs. Arizona, 6/7/2008  
 Ryan Braun vs. NC State, 6/8/2003

## CWS

7 — Bobby Hill vs. UCLA, 5/31/1997

## RUNS

5 — Brian Seever vs. Bowling Green, 5/21/1998  
 Jim Burt vs. Florida Atlantic, 6/6/2004

## CWS

5 — Rick Gama vs. USC, 6/2/1995

## HITS

5 — John Viera vs. James Madison, 5/28/1988  
 Frank Mora vs. South Carolina, 5/24/1992  
 Rudy Gomez vs. Texas, 5/25/1996

## CWS

4 — Greg Ellena vs. Stanford, 6/1/1985  
 Rust DeBold vs. Stanford, 6/1/1985  
 Greg Ellena vs. Texas, 6/11/1985  
 Eddie Rivero vs. USC, 6/2/1995  
 Mandy Jacomino vs. Alabama, 6/2/1997  
 Danny Matienzo vs. Tennessee, 6/9/2001  
 Jenille Weeks vs. Rice, 6/19/2006

## DOUBLES

3 — Frank Mora vs. South Carolina, 5/24/1992

## CWS

2 — Mike Fiore vs. Stanford, 6/1/1985  
 Don Rowland vs. Texas, 6/9/1985  
 Kris Clute vs. Tennessee, 6/9/2001  
 Brian Barton vs. NC State, 6/7/2003

## TRIPLES

2 — Billy Wrona vs. Stetson, 5/29/1982  
 Richard Giannotti vs. Florida, 6/1/2003

## CWS

1 — Alex Cora vs. LSU, 6/8/1996  
 Tris Moore vs. Clemson, 6/5/1996  
 Jon Jay vs. LSU, 6/19/2004  
 Jon Jay vs. Oregon State, 6/17/2006

## HOME RUNS

3 — Kevin Brown vs. Stetson, 5/27/2001  
 Lale Esquivel vs. Bethune-Cookman, 5/28/1999

## HOME RUNS (cont'd)

3 — Scott Lawson vs. Texas A&M, 6/5/2010  
 2 — 13 times - last: Nathan Melendres vs. Texas A&M, 6/6/2010

## CWS

2 — Greg Ellena vs. Stanford, 6/1/1985  
 Rusty DeBold vs. Stanford, 6/1/1985  
 Danny Matienzo vs. Tennessee, 6/19/2001  
 Danny Matienzo vs. South Carolina, 6/7/2002  
 Ryan Braun vs. Tennessee, 6/7/2003

## HOME RUNS IN A SINGLE DAY

4 — German Alvarez vs. TTU/South Carolina, 5/23/1998

## GRAND SLAMS

1 — Darren Mandel vs. Arizona State, 6/2/1984  
 Jason Michaels vs. Arizona State, 5/25/1997  
 Aubrey Huff vs. Bowling Green, 5/21/1998  
 Danny Matienzo vs. FIU, 5/29/2000  
 Kevin Brown vs. Stetson, 5/27/2001  
 Erick San Pedro vs. NC State, 6/8/2003  
 Richard Giannotti vs. FAU, 6/6/2004  
 Danny Valencia vs. Ole Miss, 6/12/2006

## HOME RUNS IN SAME INNING

2 — Aubrey Huff vs. Bowling Green, 5/21/1998

## RBI

10 — Kevin Brown vs. Stetson, 5/27/2001  
 7 — Danny Valencia vs. Ole Miss, 6/12/2006  
 6 — Danny Matienzo vs. Tennessee, 6/9/2001  
 Scott Lawson vs. Texas A&M, 6/5/2010

## CWS

5 — Greg Ellena vs. Stanford, 6/1/1985  
 Kevin Brown vs. Stanford, 6/16/2001

## TOTAL BASES

13 — Scott Lawson vs. Texas A&M, 2010  
 12 — Kevin Brown vs. Stetson, 5/27/2001  
 Lale Esquivel vs. Bowling Green, 5/28/1999

## CWS

11 — Rusty DeBold vs. Stanford, 6/1/1985  
 10 — Danny Matienzo vs. Tennessee, 6/9/2001

## STOLEN BASES

5 — Wes Robbins vs. Morehead State, 5/20/1977  
 3 — Charlton Jimerson vs. Clemson, 6/2/2001  
 Javy Rodriguez vs. Clemson, 6/2/2001  
 Mike Rodriguez vs. Clemson, 6/2/2001  
 Danny Figueroa vs. Mississippi State, 6/4/2005  
 Jon Jay vs. Ole Miss, 6/12/2006

## CWS

4 — Charlton Jimerson vs. Tennessee, 6/14/2001  
 3 — Johnathan Smith vs. Cal State Fullerton, 5/31/1992

## WALKS

6 — Dennis Raben vs. Arizona, 6/7/2008  
 4 — Danny Buxbaum vs. Rider, 5/27/1994  
 Wes Robbins vs. Morehead State, 5/20/1977

## CWS

3 — Charlton Jimerson vs. Tennessee, 6/14/2001





# SINGLE-GAME RECORDS

## STRIKEOUTS

4 – Ryan Grimmett vs. Arizona State, 5/25/1997  
Harold Martinez vs. Florida, 5/31/2009

### CWS

3 – Charlton Jimerson vs. Tennessee, 6/9/2001  
Ryan Braun vs. Texas, 6/14/2003  
Richard Giannotti vs. Texas, 6/14/2003  
Ryan Braun vs. Southwest Missouri State, 6/16/2003

## HIT BY PITCHES

2 – Kevin Brown vs. Clemson, 6/1/2001  
Gaby Sanchez vs. Bethune-Cookman, 5/30/2003  
Jon Jay vs. Ole Miss, 6/12/2006  
Jason Hagerty vs. Jacksonville, 5/29/2009

### CWS

2 – Russ Jacobson vs. Arizona State, 5/31/1998

## SACRIFICE HITS

2 – Rizk Pazo vs. The Citadel (16 inn.), 5/18/1979  
Mike Kutner vs. Florida State, 5/23/1981  
Kris Clute vs. Florida Atlantic, 5/30/1999  
Kris Clute vs. Florida Atlantic, 5/27/2000  
Javy Rodriguez vs. Florida, 6/2/2002

## MOST ERRORS

2 – Jim Burt vs. Bethune-Cookman, 5/30/2003  
Jon McLean vs. VCU, 6/3/2005  
Yasmani Grandal vs. Jacksonville, 5/29/2009  
Scott Lawson vs. Texas A&M, 6/6/2010  
Harold Martinez vs. Texas A&M, 6/7/2010  
Michael Broad vs. Florida, 6/12/2010  
Stephen Perez vs. Florida, 6/12/2010

### CWS

3 – Rusty DeBold vs. Texas, 6/5/1985  
3 – Kirk Dulom vs. Florida State, 6/8/1986

## PUTOUTS

26 – Randy Guerra vs. The Citadel (16 inn.), 5/18/1979

## ASSISTS

9 – Howie Shapiro vs. The Citadel (16 inn.), 5/18/1979  
Jemile Weeks vs. Clemson, 5/23/2007  
Stephen Perez vs. Florida, 6/12/2010

## TOTAL CHANCES

27 – Randy Guerra vs. The Citadel (16 inn.), 5/18/1979

## POSTSEASON - TEAM

### RUNS SCORED

22 – Princeton, 5/24/1985

### CWS

21 – Tennessee, 6/9/2001  
17 – Stanford, 6/1/1985

### HITS

24 – Princeton, 5/24/1985

### CWS

20 – Tennessee, 6/9/2001

### DOUBLES

9 – Princeton, 5/24/1985

### CWS

5 – Clemson, 6/5/1996

## TRIPLES

3 – Clemson, 5/21/1978  
Florida, 5/24/1981  
James Madison, 5/28/1988

## HOME RUNS

8 – Bowling Green, 5/21/1998  
South Carolina, 5/23/1998

### CWS

5 – Stanford, 6/1/1985  
Tennessee, 6/9/2001

## RBI

20 – Princeton, 5/24/1985

### CWS

19 – Tennessee, 6/9/2001  
17 – Stanford, 6/1/1985

## TOTAL BASES

46 – Bowling Green, 5/21/1998

### CWS

37 – Stanford, 6/1/1985  
36 – Tennessee, 6/9/2001

## DOUBLE PLAYS

4 – Morehead State, 5/20/1977

### CWS

5 – Florida State, 6/4/1995

## STOLEN BASES

10 – Clemson, 6/2/2001  
9 – Morehead State, 5/20/1977  
Georgia Tech, 5/26/1986

### CWS

6 – Tennessee, 6/14/2001  
5 – Harvard, 6/7/1974  
Maine, 5/31/1981

## MOST STRIKEOUTS

15 – NC State, 6/8/2003

### CWS

19 – Clemson, 6/5/1996

## FEWEST STRIKEOUTS

0 – Arizona State, 6/7/1994

## WALKS

17 – Georgia Tech, 5/25/1986 (10 inn.)

### CWS

16 – UCLA, 5/31/1997

## LEFT ON BASE

17 – Georgia Tech, 5/25/1986 (10 inn.)  
16 – Rider, 5/27/1994  
Florida, 6/1/2003 (G1)

### CWS

17 – UCLA, 5/31/1997 (12 inn.)  
16 – Cal, 5/29/1992 (13 inn.)

## ERRORS

7 – Clemson, 5/21/1978  
Florida, 6/12/2010

### CWS

8 – Arizona State, 6/2/1984

## HOME RUNS IN AN INNING

4 – South Carolina, 5/23/1998

### CWS

2 – Tennessee, 5/14/2001  
Stanford, 6/1/1985

## SACRIFICE HITS

4 – Clemson, 5/21/1978  
The Citadel, 5/19/1979 (16 inn.)  
Southwest Missouri State, 5/26/1996

### CWS

3 – Oral Roberts, 6/5/1978  
California, 5/29/1992  
Florida, 6/12/2004

## SACRIFICE FLYS

3 – Bethune-Cookman, 5/28/1999  
Wagner, 5/27/2000  
Florida, 6/12/2004

### CWS

3 – LSU, 6/8/1996

## LARGEST WINNING MARGIN

16 – Stetson, 5/29/1982 (18-2)  
Princeton, 5/24/198 (22-6)

### CWS

14 – Stanford, 6/1/1985 (17-3)  
Alabama, 6/2/1996 (15-1)

## LARGEST LOSING MARGIN

11 – Florida, 5/31/2009 (5-16)  
10 – Florida, 6/1/2003 (5-15)  
Missouri State, 6/2/2012 (2-12)

### CWS

11 – Texas, 6/14/2003 (2-13)  
10 – Texas, 6/5/1989 (2-12)

## LONGEST WINNING STREAK

### REGIONALS (only)

17 – 1978-1982

### CWS

8 – 1999, 2001  
5 – 1982  
1985-86  
4 – 1999  
4 – 2001

### OVERALL

12 – 1999-2000  
11 – 2001-02  
9 – 1999  
2001  
8 – 1982

## LONGEST LOSING STREAK

### REGIONALS (only)

2 – multiple times; last: 2013, Louisville, Ky. Regional

### CWS

3 – 1974-1978

### OVERALL

4 – 1992-93



# INDIVIDUAL LEADERS - BATTING

## GAMES

### CAREER LEADERS

PLAYER	SEASONS	G
1. Doug Shields	1981-84	284
2. Mike Fiore	1985-88	270
3. Calvin James	1981-82, 84-85	261
4. Don Rowland	1982-85	259
5. Joe Trujillo	1986-89	256
6. Frank Dominguez	1985-88	243
Gino DiMare	1989-92	243
8. Randy Guerra	1976-79	238
9. Jim Burt	2001-04	236
10. Mike Kutner	1978-81	234

### SEASON LEADERS

PLAYER	SEASON	G
1. Orlando Ariles	1983	82
Phil Lane	1983	82
Bill Wrona	1983	82
4. Mitch Seoane	1983	81
5. Calvin James	1983	80
Javier Velazquez	1983	80
7. Don Rowland	1985	79
8. Jon Leake	1985	78
9. Doug Shields	1983	77
Mike Fiore	1985	77

## AT-BATS

### CAREER LEADERS

PLAYER	SEASONS	AB
1. Mike Fiore	1985-88	946
2. Doug Shields	1981-84	871
3. Javy Rodriguez	1999-02	868
4. Jose Trujillo	1986-89	864
5. Randy Guerra	1976-79	839
6. Mitch Seoane	1981-83	803
7. Bill Wrona	1981-83	801
8. Frank Dominguez	1985-88	780
9. Jim Burt	2001-04	764
10. Howie Shapiro	1976-79	754

### SEASON LEADERS

PLAYER	SEASON	AB
1. Mitch Seoane	1983	327
2. Bill Wrona	1983	316
3. Calvin James	1985	291
4. Orlando Ariles	1983	286
5. Doug Shields	1984	280
6. Mitch Seoane	1982	276
Mike Fiore	1985	276
8. Darren Mandel	1984	274
9. Don Rowland	1985	268
10. Chris Hart	1984	266

## RUNS SCORED

### CAREER LEADERS

PLAYER	SEASONS	RS
1. Mike Fiore	1985-88	258
2. Bobby Hill	1997-99	240
3. Doug Shields	1981-84	238
4. Jose Trujillo	1986-89	213
5. Javy Rodriguez	1999-02	201
6. Pat Burrell	1996-98	198
7. Calvin James	1981-82, 84-85	195
8. Jemile Weeks	2006-08	190
9. Jim Burt	2001-04	186
10. Howie Shapiro	1976-79	184
Phil Lane	1982-84	184

### SEASON LEADERS

PLAYER	SEASON	RS
1. Bobby Hill	1998	87
2. Rudy Gomez	1996	86
3. Doug Shields	1984	82
4. Mike Fiore	1988	81
Blake Tekotte	2008	81
Jemile Weeks	2008	81
7. Yonder Alonso	2008	80
8. Pat Burrell	1997	79
Jason Michaels	1997	79
10. Bobby Hill	1999	77
Jon Jay	2006	77

## HITS

### CAREER LEADERS

PLAYER	SEASONS	HITS
1. Mike Fiore	1985-88	341
2. Javy Rodriguez	1999-02	321
3. Doug Shields	1981-84	271
4. Kevin Howard	2000-02	260
5. Jon Jay	2004-06	254
6. Bobby Hill	1997-99	253
7. Randy Guerra	1976-79	252
8. Jim Burt	2001-04	245
9. Bill Wrona	1981-83	243
10. Mitch Seoane	1981-83	236

### SEASON LEADERS

PLAYER	SEASON	HITS
1. Orlando Ariles	1983	106
Mitch Seoane	1983	106
Jason Michaels	1997	106
4. Scott Parsons	1981	102
5. Javy Rodriguez	2002	99
6. Bobby Hill	1998	97
7. Bill Wrona	1983	96
Chris Hart	1984	96
Aubrey Huff	1998	96
10. Rudy Gomez	1996	94

## DOUBLES

### CAREER LEADERS

PLAYER	SEASONS	2B
1. Jose Trujillo	1985-88	65
Kevin Howard	2000-02	65
3. Mike Fiore	1985-88	63
4. Jim Burt	2001-04	60
5. Don Rowland	1982-85	55
6. Frank Dominguez	1985-88	53
Kevin Brown	1998-01	53
8. Doug Shields	1981-84	51
9. Randy Guerra	1976-79	50
Jorge Fabregas	1989-91	50

### SEASON LEADERS

PLAYER	SEASON	2B
1. Jason Michaels	1997	32
2. Jon Leake	1985	27
Jim Burt	2004	27
4. Jose Trujillo	1989	26
5. Don Rowland	1985	25
6. Don Rowland	1984	24
Yasmani Grandal	2010	24
8. Mike Fiore	1988	23
9. Orlando Ariles	1983	22
Chris Hart	1985	22
Jose Trujillo	1988	22
Rudy Gomez	1996	22
Kevin Howard	2000	22

# INDIVIDUAL LEADERS - BATTING

## TRIPLES

### CAREER LEADERS

PLAYER	SEASONS	3B
1. Jemile Weeks	2006-08	19
2. Calvin James	1981-82, 84-85	17
3. Bill Wrona	1981-83	15
4. Mitch Seoane	1981-83	14
5. Mike Metcalfe	1993-94	13
6. Benny Castillo	1971-74	12
Mike Fiore	1985-88	12
Charles Johnson	1990-92	12
9. Wayne Krenchicki	1973-75	11
Kirk Dulom	1987, 89-90	11

### SEASON LEADERS

PLAYER	SEASON	3B
1. Charles Johnson	1990	9
Mike Metcalfe	1993	9
3. Kirk Dulom	1987	8
Jemile Weeks	2006	8
5. Benny Castillo	1973	7
Rick Montoni	1977	7
Bill Wrona	1982	7
Bill Wrona	1983	7
Calvin James	1985	7
Greg Erickson	1990	7
Jorge Fabregas	1990	7

## HOME RUNS

### CAREER LEADERS

PLAYER	SEASONS	HR
1. Phil Lane	1982-84	62
2. Pat Burrell	1996-98	61
3. Yonder Alonso	2006-08	52
4. Kevin Brown	1998-01	48
5. Ryan Braun	2003-05	45
6. Danny Matienzo	2000-02	42
7. Lale Esquivel	1997, 99-00	40
8. Randy Guerra	1976-79	39
Manny Crespo	1998-00	39
10. Charles Johnson	1990-92	38
Yasmani Grandal	2008-10	38

### SEASON LEADERS

PLAYER	SEASON	HR
1. Phil Lane	1982	25
2. Yonder Alonso	2008	24
3. Pat Burrell	1996	23
4. Darren Mandel	1984	22
Kevin Brown	1999	22
6. Pat Burrell	1997	21
Aubrey Huff	1998	21
Harold Martinez	2010	21
9. Phil Lane	1983	20
Lale Esquivel	2000	20
Danny Matienzo	2002	20

## TOTAL BASES

### CAREER LEADERS

PLAYER	SEASONS	TB
1. Mike Fiore	1985-88	506
2. Pat Burrell	1996-98	465
3. Yonder Alonso	2006-08	432
4. Randy Guerra	1976-79	427
Javy Rodriguez	1999-02	427
6. Jim Burt	2001-04	425
7. Phil Lane	1982-84	418
8. Ryan Braun	2003-05	414

9. Doug Shields	1981-84	403
10. Frank Dominguez	1985-88	394

### SEASON LEADERS

PLAYER	SEASON	TB
1. Jason Michaels	1997	189
2. Pat Burrell	1996	182
3. Orlando Artiles	1983	181
4. Aubrey Huff	1998	174
5. Pat Burrell	1997	174
6. Darren Mandel	1984	171
7. Mike Fiore	1988	169
8. Jim Burt	2004	166
9. Yonder Alonso	2008	164
10. Rudy Gomez	1996	161
Ryan Braun	2003	161

## RUNS BATTED IN

### CAREER LEADERS

PLAYER	SEASONS	RBI
1. Mike Fiore	1985-88	235
2. Randy Guerra	1976-79	234
3. Yonder Alonso	2006-08	215
4. Phil Lane	1982-84	200
5. Ryan Braun	2003-05	197
6. Danny Matienzo	2000-02	189
7. Pat Burrell	1996-98	187
Kevin Brown	1998-01	187
9. Frank Dominguez	1985-88	186
10. Jim Burt	2001-04	174

### SEASON LEADERS

PLAYER	SEASON	RBI
1. Aubrey Huff	1998	95
2. Jason Michaels	1997	89
3. Darren Mandel	1984	88
4. Mike Fiore	1988	83
5. Pat Burrell	1997	76
Ryan Braun	2003	76
Ryan Braun	2005	76
8. Phil Lane	1982	74
Sam Sorce	1982	74
Yonder Alonso	2007	74

## STOLEN BASES

### CAREER LEADERS

PLAYER	SEASONS	STEALS
1. Bobby Hill	1997-99	139
2. Javy Rodriguez	1999-02	135
3. Doug Shields	1981-84	123
4. Calvin James	1981-82, 84-85	119
5. Mike Fiore	198-88	109
6. Howie Shapiro	1976-79	107
7. Luis Hernandez	1991-94	102
Ryan Grimmett	1994-97	102
9. Orlando Gonzalez	1973-74	96
10. Bill Wrona	1981-83	95

### SEASON LEADERS

PLAYER	SEASON	STEALS
1. Javy Rodriguez	2001	66
2. Orlando Gonzalez	1974	62
3. Calvin James	1985	53
Ryan Grimmett	1997	53
Mike Rodriguez	2001	53
6. Bobby Hill	1999	52
7. Jim Crosta	1974	46
Mike Metcalfe	1994	46
Bobby Hill	1998	46
10. Wes Robbins	1978	45

# INDIVIDUAL LEADERS - BATTING

## WALKS

### CAREER LEADERS

PLAYER	SEASONS	WALKS
1. Mike Fiore	1985-88	222
2. Howie Shapiro	1976-79	194
3. Doug Shields	1981-84	189
4. Yonder Alonso	2006-08	172
5. Pat Burrell	1996-98	170
6. Randy Guerra	1976-79	167
7. Bobby Hill	1997-99	166
8. Benny Castillo	1971-74	161
9. Calvin James	1981-82, 84-85	160
10. Jose Trujillo	1986-89	154

### SEASON LEADERS

PLAYER	SEASON	WALKS
1. Pat Burrell	1997	83
2. Yonder Alonso	2008	76
3. Bobby Hill	1999	73
4. Phil Lane	1983	72
5. Mike Fiore	1988	69
6. Steve Lusby	1982	68
7. Greg Vaughn	1986	63
Jason Michaels	1988	63
9. Howie Shapiro	1980	62
10. Pat Burrell	1996	61

## STRIKEOUTS

### CAREER LEADERS

PLAYER	SEASONS	STRIKEOUTS
1. Kevin Brown	1998-01	221
2. Phil Lane	1982-84	192
3. Frank Dominguez	1985-88	162
4. Ryan Grimmett	1994-97	155
5. Danny Matienzo	2000-02	153
6. Bruce Thompson	1992-95	151
7. Dave DiNatale	2007-09	149
8. Charles Johnson	1990-92	148
9. Mark Walker	1997-00	144
10. Dennis Raben	2006-08	138

### SEASON LEADERS

PLAYER	SEASON	STRIKEOUTS
1. Phil Lane	1983	72
Kevin Brown	2001	72
Stephen Perez	2010	72
4. Kevin Brown	1999	67
5. Phil Lane	1982	66
6. Johnathan Smith	1992	62
7. Dave DiNatale	2009	61
Willie Abreu	2014	61
9. Greg Vaughn	1986	60
Manny Cresso	1998	60

## TOTAL SACRIFICES

### CAREER LEADERS

PLAYER	SEASONS	SACRIFICES
1. Jose Trujillo	186-89	53
2. Kris Clute	1998-01	45
3. Ryan Jackson	2007-09	43
4. Alex Cora	1994-96	42
Javy Rodriguez	1999-02	42
6. Howie Shapiro	1976-79	39
7. Luis Hernandez	1992-95	38
8. Gino DiMare	1989-92	36
9. Paco Figueroa	2002-05	35
10. Joe Nelson	1984-87	34

### SEASON LEADERS

PLAYER	SEASON	SACRIFICES
1. Jose Trujillo	1987	23
2. Mike Metcalfe	1994	22
3. Joe Nelson	1986	21
4. F.P. Santangelo	1989	20
5. Dave Berg	1992	18
Kris Clute	2000	18
7. Mike Lopez-Cao	1997	17
Kris Clute	2001	17
Javy Rodriguez	2001	17
Adam Ricks	2003	17

## HIT BY PITCH

### CAREER LEADERS

PLAYER	SEASONS	HBP
1. Jon Jay	2004-06	38
2. Danny Figueroa	2002-05	33
3. Bobby Hill	1997-99	32
4. Blake Tekotte	2006-08	31
5. Luis Hernandez	1991-94	27
Jim Burt	2001-04	27
7. Paco Figueroa	2002-05	26
8. Kevin Brown	1998-01	25
9. Mike Fiore	1985-88	23
10. Brian Barton	2003-04	22

### SEASON LEADERS

PLAYER	SEASON	HBP
1. Jon Jay	2006	23
2. Bobby Hill	1997	20
3. Danny Figueroa	2003	17
4. Mat Erwin	1994	16
5. Jim Burt	2004	14
6. Kevin Brown	1999	13
Blake Tekotte	2007	13
8. F.P. Santangelo	1989	12
Blake Tekotte	2008	12
Zeke DeVoss	2010	12
Chantz Mack	2013	12
Dale Carey	2014	12

## BATTING AVERAGE

### CAREER LEADERS (300+ AB)

PLAYER	SEASONS	AVG
1. Pat Burrell	1996-98	.442
2. Yasmani Grandal	2008-10	.401
3. Aubrey Huff	1997-98	.400
4. Jason Michaels	1997-98	.396
5. Jon Jay	2004-06	.378
6. Orlando Gonzalez	1973-94	.373
7. Javy Rodriguez	1999-02	.369
8. Kevin Howard	2000-02	.368
9. Ryan Braun	2003-05	.365
10. Mike Fiore	1985-88	.361
Rudy Gomez	1994-96	.361

### CARRER LEADERS (1-299 AB)

PLAYER	SEASON	AVG
1. Steve Lusby	1982-83	.359
2. Bob Taro	1951-54	.342
3. Chris Hermann	2009	.341
4. Juan Flores	1990-91	.339
Tommy Giles	2006	.339
6. Laddie Jezek	1967-69	.333
7. German Alvarez	1997-98	.332
8. Bobby Ward	1962-64	.330
9. Warren Bogle	1962-64	.329
Robert Feldman	1976-77	.329





# INDIVIDUAL LEADERS - BATTING

## BATTING AVERAGE

### SEASON LEADERS (200+ AB)

PLAYER	SEASON	AVG
1. Mike Fiore	1987	.423
2. Rudy Gomez	1996	.420
3. Kevin Howard	2000	.413
4. Aubrey Huff	1998	.412
5. Jason Michaels	1997	.411
6. Pat Burrell	1997	.409
7. Jon Jay	2005	.408
8. Bobby Hill	1998	.404
9. Orlando Gonzalez	1974	.402
10. Yasmani Grandal	2010	.401

### SEASON LEADERS (101-200 AB)

PLAYER	SEASON	AVG
1. Pat Burrell	1996	.484
2. Pat Burrell	1998	.432
3. Larry Pyle	1969	.431
4. Laddie Jezek	1969	.389
5. Aubrey Huff	1997	.385
6. Russ Jacobson	1990	.380
7. Jason Michaels	1998	.378
8. Jorge Maduro	1969	.374
9. Kim Siepe	1972	.373
Tony Barquin	1980	.373
Joey Hooft	2003	.373
Paco Figueora	2004	.373

### SEASON LEADERS (50-100 AB)

PLAYER	SEASON	AVG
1. Larry Wilson	1962	.459
2. Ernie Yaroshuk	1963	.448
3. Whitey Campbell	1950	.429
4. Dennis Eich	1963	.392
5. Bob Dekreon	1955	.390
6. Bob Taro	1953	.379
7. Bobby Ward	1962	.365
8. Vince Pagley	1953	.364
9. Vaughn Flick	1974	.362
10. Robert Feldman	1977	.357

## SLUGGING PERCENTAGE

### CAREER LEADERS (300+ AB)

PLAYER	SEASONS	SLG
1. Pat Burrell	1996-98	.886
2. Jason Michaels	1997-98	.744
3. Aubrey Huff	1997-98	.719
4. Ryan Braun	2003-05	.672
5. Kevin Brown	1998-01	.637
Yonder Alonso	2006-08	.637
7. Manny Crespo	1998-00	.632
8. Larry Pyle	1967-69	.624
9. Yasmani Grandal	2008-10	.615
10. Lale Esquivel	1997, 99-00	.613

### CARRER LEADERS (1-299 AB)

PLAYER	SEASON	SLG
1. Ed Contreras	1957-59	.615
2. Bob Taro	1951-54	.574
3. Tommy Giles	2006	.558
4. Greg Ellena	1983-86	.546
5. German Alvarez	1997-98	.532
6. Chris Hermann	2009	.528
7. Rick Ellstrom	1992-93	.524
8. Warren Bogle	1966-67	.523
9. Steve Lusby	1982-83	.522
10. Mike Maude	1980-81	.500

### SEASON LEADERS (200+ AB)

PLAYER	SEASON	SLG
1. Pat Burrell	1997	.809
2. Yonder Alonso	2008	.777
3. Aubrey Huff	1998	.768
4. Mike Fiore	1988	.754
5. Jason Michaels	1997	.733
6. Ryan Braun	2005	.726
7. Yasmani Grandal	2010	.721
8. Yonder Alonso	2007	.705
9. Kevin Brown	1999	.690
10. Jim Burt	2004	.678

### SEASON LEADERS (50-199 AB)

PLAYER	SEASON	SLG
1. Pat Burrell	1996	.948
2. Pat Burrell	1998	.924
3. Jason Michaels	1998	.760
Russ Jacobson	1999	.760
5. Donald Robinson	1992	.745
6. Greg Ellena	1985	.741
7. Lale Esquivel	2000	.710
8. Larry Pyle	1969	.700
9. Ed Contreras	1958	.696
10. Kevin Brown	2000	.692

# INDIVIDUAL LEADERS - PITCHING

## APPEARANCES

### CAREER LEADERS

PLAYER	SEASONS	APP
1. Danny Smith	1980-83	123
George Hugueta	2001-04	123
Danny Gil	2004-07	123
4. Robbie Morrison	1996-98	112
5. Luke Debold	1999-2002	103
6. Danny Graves	1992-94	99
7. AJ Salcines	2011-14	98
8. Rick Raether	1984-86	96
9. Andrew Lane	2003-06	95
10. Allan Westfall	1994-96	90

### SEASON LEADERS

PLAYER	SEASON	APP
1. Michael Neu	1999	46
2. Jay Tessmer	1995	45
Rick Raether	1985	45
4. Luke Debold	2001	44
George Hugueta	2001	44
Dave Eichhorn	1983	44
Danny Smith	1982	44
8. Kyle Bellamy	2008	43
Danny Smith	1983	43
Eddy Reyes	1997	43

## STARTS

### CAREER LEADERS

PLAYER	SEASONS	GS
1. J.D. Arteaga	1994-97	72
2. Dan Davies	1983-86	66
3. Joe Grahe	1987-89	61
4. Rob Souza	1982-84	57
Kenny Henderson	1992-95	57
6. Stan Jakubowski	1973-76	53
7. Alex Santos	1996-99	52
8. David Gil	1997-2000	51
Bryan Radziewski	2011-14	51
10. Chris Hernandez	2008-10	50

### SEASON LEADERS

PLAYER	SEASON	GS
1. Rob Souza	1983	23
2. Dan Davies	1985	22
Joe Grahe	1989	22
Mike Kasprzak	1982	22
J.D. Arteaga	1997	22
6. Stan Jakubowski	1974	21
Rob Souza	1984	21
Joe Grahe	1988	20
9. Alex Santos	1999	20
Mark Bauer	1983	20
Dan Davies	1986	20
Neal Heaton	1981	20

## APPEARANCES IN RELIEF

### CAREER LEADERS

PLAYER	SEASONS	APP
1. George Hugueta	2001-04	123
2. Danny Gil	2004-07	115
3. Danny Smith	1980-83	112
4. Robbie Morrison	1996-98	110
5. Luke Debold	1999-2002	103
6. Danny Graves	1992-94	99
7. AJ Salcines	2011-14	96
8. Andrew Lane	2003-06	95
9. Rick Raether	1984-86	91

PLAYER	SEASONS	APP
10. Luke Debold	1999-2002	90
Allan Westfall	1994-96	90

### SEASON LEADERS

PLAYER	SEASON	APP
1. Michael Neu	1999	46
2. Jay Tessmer	1995	45
Rick Raether	1985	45
4. Luke Debold	2001	44
George Hugueta	2001	44
6. Kyle Bellamy	2008	43
Danny Smith	1982	43
Danny Smith	1983	43
Dave Eichhorn	1983	43
Eddy Reyes	1997	43

## COMPLETE GAMES

### CAREER LEADERS

PLAYER	SEASONS	CG
1. Stan Jakubowski	1973-76	27
2. Joe Grahe	1987-89	23
3. Neal Heaton	1979-81	19
Rick Jones	1965-67	19
5. Bobby Huges	1969-61	16
6. Warren Bogle	1966-67	15
Tom Borzecki	1968-71	15
Tom Lehman	1967-69	15
Jeff Morrison	1978-81	15
Rob Souza	1982-84	15

### SEASON LEADERS

PLAYER	SEASON	CG
1. Joe Grahe	1988	11
2. Joe Grahe	1989	10
Rob Souza	1984	10
4. Warren Bogle	1966	9
Neal Heaton	1981	9
Stan Jakubowski	1974	9
Stan Jakubowski	1975	9
8. Alex Fernandez	1989	8
Tom Lehman	1968	8
Rick Patrylo	1972	8
Bob Bastian	1980	8
Mark Batten	1979	8

## INNINGS PITCHED

### CAREER LEADERS

PLAYER	SEASONS	IP
1. Joe Grahe	1987-89	460.2
2. J.D. Arteaga	1994-97	458.1
3. Stan Jakubowski	1973-76	432.0
4. Dan Davies	1983-86	425.1
5. Kiki Bengochea	2000-02	392.0
6. Neal Heaton	1979-81	390.0
7. Jeff Morrison	1979-81	387.0
8. Rob Souza	1982-84	381.2
9. Mark Batten	1976-79	357.0
10. Greg Knowles	1988-91	343.2

### SEASON LEADERS

PLAYER	SEASON	IP
1. Joe Grahe	1989	173.0
2. Joe Grahe	1988	167.0
3. Mike Kasprzak	1982	160.0
4. Stan Jakubowski	1974	159.1
5. Rob Souza	1984	156.0
6. Neal Heaton	1981	154.1
7. Neal Heaton	1980	151.0
8. Alex Fernandez	1989	147.2

# INDIVIDUAL LEADERS - PITCHING

PLAYER	SEASON	IP			
9. Sam Sorce	1982	146.2	8. Stan Jakubowski	1973-76	318
10. Rob Souza	1982	145.0	9. Kiki Bengochea	2000-02	308
			10. Kevin Sheary	1983-87	284

## WALKS

### CAREER LEADERS

PLAYER	SEASONS	BB
1. Rob Souza	1982-84	200
2. Dan Davies	1983-86	177
3. Kenny Henderson	1992-95	167
4. Neal Heaton	1979-81	161
5. Danny Smith	1980-83	160
6. Randy Guerra	1976-79	158
7. Joe Grahe	1987-89	154
8. Stan Jakubowski	1973-76	147
9. J.D. Arteaga	1994-97	143
10. Majer Steffen	1984-88	140

### SEASON LEADERS

PLAYER	SEASON	BB
1. Rob Souza	1984	91
2. Joe Grahe	1989	75
3. Neal Heaton	1980	72
4. Rob Souza	1983	67
5. Randy Guerra	1978	64
6. Mike Kasprazk	1982	58
Jason Adge	1995	58
8. Oscar Munoz	1990	57
9. Neal Heaton	1981	56
10. Randy Guerra	1979	54

## STRIKEOUTS

### CAREER LEADERS

PLAYER	SEASONS	K
1. Joe Grahe	1987-89	433
2. Alex Santos	1996-99	386
3. Neal Heaton	1979-81	381
4. Rob Souza	1982-84	366
5. J.D. Arteaga	1994-97	343
6. Stan Jakubowski	1973-76	334
7. Bryan Radziewski	2011-14	333
8. Chris Hernandez	2008-10	320
9. David Gil	1997-2000	312
10. Kenny Henderson	1992-95	311

### SEASON LEADERS

PLAYER	SEASON	K
1. Joe Grahe	1989	194
2. Alex Fernandez	1989	177
3. Neal Heaton	1981	172
4. Rob Souza	1984	165
5. Joe Grahe	1988	154
6. Alex Santos	1999	144
7. Alex Santos	1998	142
8. Rob Souza	1983	139
9. Neal Heaton	1980	130
10. Warren Bogle	1966	128
Stan Jakubowski	1974	128

## HITS ALLOWED

### CAREER LEADERS

PLAYER	SEASONS	HITS
1. J.D. Arteaga	1994-97	451
2. Dan Davies	1983-86	424
3. Joe Grahe	1987-89	382
4. Rob Souza	1982-84	368
5. Greg Knowles	1988-91	349
6. Jeff Morrison	1978-81	328
7. Mark Batten	1976-79	322

### SEASON LEADERS

PLAYER	SEASON	HITS
1. Mike Kasprazk	1982	154
2. Rob Souza	1984	152
3. J.D. Arteaga	1997	141
4. Mark Bauer	1982	134
Joe Grahe	1988	134
6. Joe Grahe	1987	130
7. Dan Davies	1986	127
8. Rob Souza	1983	126
9. Sam Sorce	1982	125
10. Joe Grahe	1989	124

## RUNS ALLOWED

### CAREER LEADERS

PLAYER	SEASONS	RUNS
1. Rob Souza	1982-84	223
2. J.D. Arteaga	1994-97	221
3. Dan Davies	1983-86	204
4. Kiki Bengochea	2000-02	199
5. Joe Grahe	1987-89	186
6. Greg Knowles	1988-91	168
7. Kevin Sheary	1983-87	165
8. Brandon Camardese	2002-05	164
9. Dan Touchet	2001-05	157
10. David Gil	1997-2000	154

### SEASON LEADERS

PLAYER	SEASON	RUNS
1. Rob Souza	1984	96
2. Kiki Bengochea	2002	78
3. Mike Kasprazk	1982	76
4. Rob Souza	1983	73
5. Joe Grahe	1987	71
6. Jason Adge	1995	69
7. J.D. Arteaga	1997	68
8. Dan Davies	1986	67
9. Scott Maine	2006	66
10. Kiki Bengochea	2001	65

## EARNED RUNS ALLOWED

### CAREER LEADERS

PLAYER	SEASONS	ER
1. Rob Souza	1982-84	183
2. Dan Davies	1983-86	177
3. J.D. Arteaga	1994-97	173
4. Joe Grahe	1987-89	150
5. Brandon Camardese	2002-05	149
6. Kiki Bengochea	2000-02	147
Kevin Sheary	1983-87	147
8. Dan Touchet	2001-05	134
9. Jose Prado	1991-93	119
David Gil	1997-2000	119

### SEASON LEADERS

PLAYER	SEASON	ER
1. Rob Souza	1984	75
2. Mike Kasprazk	1982	68
3. Rob Souza	1983	63
4. Mark Bauer	1983	60
Jason Adge	1995	60
6. Kiki Bengochea	2002	59
7. Dan Davies	1986	57
8. Kevin Sheary	1987	56
9. Scott Maine	2006	54
Joe Grahe	1988	54



# INDIVIDUAL LEADERS - PITCHING

## SAVES

### CAREER LEADERS

PLAYER	SEASONS	SAVES
1. George Hugueta	2001-04	39
2. Rick Raether	1984-86	37
3. Robbie Morrison	1996-98	34
4. Danny Graves	1992-94	29
5. Jay Tessmer	1994-95	23
6. Chris Perez	2004-06	20
Danny Miranda	2009-11	20
8. Kyle Bellamy	2007-09	19
Danny Smith	1980-83	19
10. Todd Bush	1990-91	18

### SEASON LEADERS

PLAYER	SEASON	SAVES
1. Danny Graves	1994	21
2. Rick Raether	1985	20
Jay Tessmer	1995	20
4. Rick Raether	1986	17
5. Kyle Bellamy	2009	16
Michael Neu	1999	16
7. Danny Miranda	2011	15
Bryan Garcia	2014	15
9. George Hugueta	2001	14
Robbie Morrison	1996	14

## WINS

### CAREER LEADERS

PLAYER	SEASONS	WINS
1. J.D. Arteaga	1994-97	43
2. Neal Heaton	1979-81	42
3. Dan Davies	1983-86	41
4. Stan Jakubowski	1973-76	40
5. Jeff Morrison	1978-81	38
6. Alex Santos	1996-99	37
7. Mark Batten	1976-79	35
8. Joe Grahe	1987-89	34
9. Jeff Alkire	1989-92	32
10. David Gil	1997-2000	31
Eric Erickson	2007-2008, 2010, 2012	31

### SEASON LEADERS

PLAYER	SEASON	WINS
1. Neal Heaton	1980	18
2. Neal Heaton	1981	16
Stan Jakubowski	1974	16
4. Tom Farmer	2001	15
Alex Santos	1998	15
Clint Weibl	1996	15
Oscar Munoz	1990	15
Joe Grahe	1989	15
Alex Fernandez	1989	15
Dan Davies	1985	15
Bob Bastian	1980	15
Gavin Long	1976	15

## LOSSES

### CAREER LEADERS

PLAYER	SEASONS	L
1. Kiki Bengochea	2000-02	16
Rob Souza	1982-84	16
3. Kevin Sheary	1983-87	15
4. Stan Jakubowski	1973-76	14
5. Joe Grahe	1987-89	13
6. Warren Bogle	1966-67	12
Tom Borzecki	1968-71	12
Dan Davies	1983-86	12

Kenny Henderson	1992-95	12
Eric Erickson	2007-08, 2010, 2012	12

### SEASON LEADERS

PLAYER	SEASON	L
1. Rob Souza	1984	9
2. Carlos Gutierrez	2006	7
3. Shawn Purdy	1991	7
4. Fadul Arrieta	1993	7
Kiki Bengochea	2002	7
6. David Gutierrez	2009	6
Warren Bogle	1966	6
Warren Bogle	1967	6
Jason Adge	1995	6
E.J. Encinosa	2011	6
Eric Erickson	2012	6
Andrew Suarez	2013	6

## EARNED RUN AVERAGE (200+ IP)

### CAREER LEADERS

PLAYER	SEASON(S)	ERA
1. Stan Jakubowski	1973-76	1.81
2. Neal Heaton	1979-81	2.03
3. Jerry Brust	1974-75	2.04
4. Jeff Morrison	1978-81	2.37
5. Tom Lehman	1967-69	2.38
6. Augie Ruiz	1976-78	2.42
7. Cesar Carrillo	2004-05	2.44
8. Bobby Huges	1959-61	2.52
Rick Patrylo	1971-73	2.52
Rick Raether	1984-86	2.52
Vic Stenson	1958-60	2.52

## EARNED RUN AVERAGE (1-199 IP)

### CAREER LEADERS

PLAYER	SEASON(S)	ERA
1. John Fulgham	1975	0.54
2. Jay Tessmer	1994-95	1.24
3. Dean Booth	1960-61	1.51
4. Neale Monte	1968-70	1.69
5. Ralph Maza	1969-72	1.71
6. Robbie Morrison	1996-97	1.78
7. Bob Bartlett	1971-73	1.79
8. Wally Pontiff	1973	1.92
9. Alex Fernandez	1989	2.01
10. Danny Graves	1992-94	2.02

## EARNED RUN AVERAGE (100+ IP)

### SEASON LEADERS

PLAYER	SEASON	ERA
1. Augie Ruiz	1978	1.46
2. Stan Jakubowski	1974	1.47
3. Bob Bartlett	1973	1.56
4. Mark Batten	1979	1.63
5. Chris Diaz	2013	1.64
6. Stan Jakubowski	1975	1.65
7. Gavin Long	1976	1.78
8. Alex Fernandez	1989	2.01
9. Jeff Morrison	1980	2.03
10. Neal Heaton	1980	2.09





# INDIVIDUAL LEADERS - PITCHING

## EARNED RUN AVERAGE (1-99 IP)

### SEASON LEADERS

	PLAYER	SEASON	ERA
1.	John Fulgham	1975	0.54
2.	Danny Graves	1994	0.89
3.	Kyle Bellamy	2009	0.97
4.	Dean Booth	1974	1.13
5.	Jay Tessmer	1994	1.16
6.	Sam Robinson	2010	1.27
7.	T.J. Prunty	2001	1.29
8.	Jay Tessmer	1995	1.31
9.	Jerry Brust	1974	1.36
10.	Eric Nedeljkovic	2013	1.37



# SEASON LEADERS - BATTING

## BATTING AVERAGE

1950	Whitey Campbell	.429
1951	Tony Ferrara	.354
1952	Chuck Schmitt	.270
1953	Bob Taro	.379
1954	Bob Taro	.326
1955	Bob Dekreon	.389
1956	Jack Mathews	.328
1957	Pete Pergamo	.341
1958	Ed Contreras	.316
1959	Ed Contreras	.310
1960	Frank Thurber	.321
1961	Bobby Hughes	.308
1962	Larry Wilson	.459
1963	Ernie Yaroshuk	.448
1964	Toby Green	.337
1965	Jerry Reisman	.339
1966	Dave Sonenburg	.340
1967	Laddie Jezek	.319
1968	Larry Pyle	.316
1969	Larry Pyle	.431
1970	Joel Green	.341
1971	Joel Green	.340
1972	Witt Beckman	.359
1973	Kim Siepe	.373
1974	Orlando Gonzalez	.402
1975	Wayne Krenchicki	.355
1976	Pat Callahan	.304
1977	Jim Maler	.366
1978	Wes Robbins	.340
1979	Randy Guerra	.315
1980	Ross Jones	.338
1981	Scott Parsons	.398
1982	Steve Lusby	.374
1983	Orlando Artiles	.367
1984	Chris Hart	.361
1985	John Leake	.349
1986	Chris Howard	.370
1987	Mike Fiore	.423
1988	Mike Fiore	.397
1989	F.P. Santangelo	.341
1990	Jorge Fabregas	.365
	Orlando Palmeiro	.365
1991	Gino DiMare	.353
1992	Juan Llanes	.331
1993	Dave Berg	.371
1994	Mike Metcalfe	.330
1995	Rudy Gomez	.379
1996	Pat Burrell	.484
1997	Jason Michaels	.411
1998	Pat Burrell	.432
1999	Bobby Hill	.391
2000	Kevin Howard	.413
2001	Javy Rodriguez	.382
2002	Javy Rodriguez	.376
2003	Ryan Braun	.364
2004	Jim Burt	.371
	Brian Barton	.371
2005	Jon Jay	.408
2006	Jon Jay	.361
2007	Yonder Alonso	.376
2008	Yonder Alonso	.370
2009	Chris Herrmann	.341
2010	Yasmani Grandal	.401
2011	Zeke DeVoss	.340
2012	Peter O'Brien	.340
2013	Chantz Mack	.302
2014	Dale Carey	.305

\*batting average leader must have had at least 2.5 AB per team game

## HOME RUNS

1950	Bill Burrell	1
	Whitey Campbell	1
	Fred Baldoni	1
1951	Tony Ferrara	2
1952	Bob Taro	2
1953	Vince Pagley	3
1954	Bob Taro	4
1955	Bob Dekreon	2
	Jack Mathews	2
	Frank Piveronas	2
1956	Jack Mathews	5
1957	Ed Contreras	8
1958	Ed Contreras	7
1959	Ed Contreras	4
1960	Norman Gerstenzang	3
	Chico Deliz	3
	Al Dangel	3
1961	Norma Graham	4
1962	Frank Kotzen	2
	George Bell	2
	Dennis Eich	2
1963	Ernie Yaroshuk	3
1964	N/A	
1965	Toby Green	7
1966	Dave Sonenburg	2
	Dan Stefkovich	2
1967	Larry Pyle	7
1968	Larry Pyle	6
1969	Larry Pyle	8
	Ed Garvey	8
1970	Ed Garvey	10
1971	Al Volpe	7
1972	Witt Beckman	7
1973	Ralph Edwards	3
1974	Benny Castillo	4
1975	Rick D'Innocenzio	7
1976	Rick Montoni	6
1977	Rick Montoni	12
1978	Randy Guerra	13
1979	Randy Guerra	15
1980	Matt Tyner	15
1981	Frank Castro	17
1982	Phil Lane	25
1983	Phil Lane	20
1984	Darren Mandel	22
1985	Greg Ellena	14
1986	Greg Vaughn	12
1987	Frank Dominguez	15
1988	Mike Fiore	15
1989	Kirk Dlom	8
1990	Charles Johnson	11
1991	Charles Johnson	15
1992	Charles Johnson	12
1993	Chad Rupp	15
1994	Danny Buxbaum	18
1995	Danny Buxbaum	14
1996	Pat Burrell	23
1997	Pat Burrell	21
1998	Aubrey Huff	21
1999	Kevin Brown	22
2000	Lale Esquivel	20
2001	Kevin Brown	15
2002	Danny Matienzo	20
2003	Ryan Braun	17
2004	Jim Burt	14
2005	Ryan Braun	18
2006	Yonder Alonso	10
2007	Yonder Alonso	18
2008	Yonder Alonso	24
2009	Yasmani Grandal	16

2010	Harold Martinez	21
2011	Rony Rodriguez	13
2012	Peter O'Brien	10
2013	David Thompson	6
2014	Zack Collins	11

## RBI

1950	Andy Novak	10
	Babe Lepore	10
1951	N/A	
1952	Bob Taro	14
1953	Vince Pagley	28
1954	Tommy Adams	16
1955	Willie Wilson	13
	Jack Mathews	13
1956	Jack Mathews	16
1957	Ed Contreras	20
1958	Ed Contreras	25
1959	Ed Contreras	22
1960	Chico Deliz	23
1961	Norman Graham	19
	George Bell	19
1962	Larry Wilson	21
1963	Jerry Reisman	19
1964	Toby Green	22
1965	Pat Warren	34
1966	Dan Stefkovich	21
1967	Larry Pyle	19
1968	Larry Pyle	26
1969	Ed Garvey	36
1970	Ed Garvey	36
1971	Al Volpe	34
1972	Witt Beckman	36
1973	Orlando Gonzalez	43
1974	Wayne Krenchicki	50
1975	Wayne Krenchicki	47
1976	Randy Guerra	56
1977	Rick Montoni	63
1978	Randy Guerra	69
1979	Randy Guerra	64
1980	Matt Tyner	68
1981	Frank Castro	70
1982	Phil Lane	74
	Sam Sorce	74
1983	Orlando Artiles	67
	Phil Lane	67
1984	Darren Mandel	88
1985	Chris Hart	58
1986	Chris Howard	51
	Chris Magno	51
1987	Mike Fiore	58
1988	Mike Fiore	83
1989	Will Vespe	52
1990	Jorge Fabregas	64
1991	Jorge Fabregas	60
1992	Charles Johnson	57
1993	Chad Rupp	58
1994	Danny Buxbaum	67
1995	Danny Buxbaum	60
1996	T.R. Marcinczyk	69
1997	Jason Michaels	89
1998	Aubrey Huff	95
1999	Kevin Brown	66
2000	Lale Esquivel	66
2001	Danny Matienzo	64
2002	Danny Matienzo	67
2003	Ryan Braun	76
2004	Jim Burt	73
2005	Ryan Braun	76
2006	Yonder Alonso	69
2007	Yonder Alonso	74
2008	Yonder Alonso	72

2009	Jason Hagerty	60
2010	Harold Martinez	69
2011	Rony Rodriguez	44
2012	Peter O'Brien	40
2013	David Thompson	46
2014	Zack Collins	54

## STOLEN BASES

1950	Whitey Campbell	16
1952	Frank Smith	7
1953	Bob Taro	10
1954	Tommy Adams	8
1955	Tommy Adams	14
1959	Arnie Zimmerman	6
1960	Norman Gerstenzang	12
1961	Norman Graham	12
1962	Larry Wilson	11
1963	Toby Green	9
1965	Jerry Reisman	13
1966	Tito Gomez	11
1967	Tom Brown	11
1968	Chuck Leve	11
1969	Joel Green	22
1970	Joel Green	32
1971	Ed Young	20
1972	Bobby Flynn	19
1973	Orlando Gonzalez	34
1974	Orlando Gonzalez	62
1975	Wayne Krenchicki	32
1976	Howie Shapiro	33
1977	Humberto Acosta	31
1978	Wes Robbins	45
1979	Howie Shapiro	37
1980	Paul Hundhammer	37
1981	Bill Wrona	33
1982	Calvin James	43
1983	Mitch Seoane	38
1984	Doug Shields	40
1985	Calvin James	53
1986	Greg Vaughn	43
1987	Jorge Robles	37
1988	Jorge Robles	35
1989	F.P. Santangelo	32
1990	Greg Erickson	32
1991	Luis Hernandez	21
1992	Gino DiMare	41
1993	Luis Hernandez	30
1994	Mike Metcalfe	46
1995	Rudy Gomez	23
1996	Rudy Gomez	28
1997	Ryan Grimmett	53
1998	Bobby Hill	46
1999	Bobby Hill	52
2000	Javy Rodriguez	27
2001	Javy Rodriguez	66
2002	Javy Rodriguez	37
2003	Danny Figueroa	40
2004	Ryan Braun	21
2005	Danny Figueroa	25
2006	Jon Jay	31
2007	Blake Tekotte	15
2008	Blake Tekotte	27
2009	Scott Lawson	10
2010	Zeke DeVoss	24
	Stephen Perez	24
2011	Zeke DeVoss	32
2012	Stephen Perez	18
2013	Chantz Mack	15
2014	Tyler Palmer	19

# SEASON LEADERS - PITCHING

## WINS

1950	Bill Desmond	4
1951	Marvin Rubin	3
1952	Frank Hand	3
1953	Marty Kazan	4
1954	Chuck Swenson	5
1955	Len Casoria	4
1956	H.C. Hearn	4
1957	Roger Newman	6
1958	Vick Stenson	9
1959	Vick Stenson	6
1960	Bobby Hughes	10
1961	Bobby Hughes	6
1962	Larry Heffer	7
1963	Bobby Ward	7
1964	Bobby Ward	5
	John Siegler	5
1965	Rick Jones	8
1966	Warren Bogle	6
1967	Warren Bogle	6
1968	Thom Lehman	12
1969	Thom Lehman	10
1970	Neal Monte	8
1971	Tom Borzecki	9
1972	Rick Patrylo	11
1973	Bob Bartlett	11
1974	Stan Jakubowski	16
1975	Stan Jakubowski	9
	Chris Lynch	9
1976	Gavin Long	15
1977	Mark Batten	11
1978	Augie Ruiz	13
1979	Mark Batten	14
1980	Neal Heaton	18
1981	Neal Heaton	16
1982	Mike Kasprzak	14
1983	Rob Souza	14
1984	Dan Davies	10
	Kevin Sheary	10
1985	Dan Davies	15
1986	Dan Davies	9
	Rick Raether	9
1987	Kevin Sheary	9
1988	Joe Grahe	13
1989	Alex Fernandez	15
	Joe Grahe	15
1990	Oscar Munoz	15
1991	Jeff Alkire	10
1992	Jeff Alkire	14
1993	Danny Graves	7
	Fadul Arrieta	7
1994	Eric Morgan	10
1995	Jason Adge	12
1996	Clint Weibl	15
1997	J.D. Artega	11
1998	Alex Santos	15
1999	Alex Santos	13
2000	Brian Walker	12
2001	Tom Farmer	15
2002	George Huguet	7
2003	J.D. Cockroft	11
2004	Cesar Carrillo	12
2005	Cesar Carrillo	13
2006	Scott Maine	12
2007	Eric Erickson	10
2008	Chris Hernandez	11
2009	Chris Hernandez	7
2010	Chris Hernandez	10
2011	Bryan Radziewski	9
2012	Eric Erickson	8
2013	Bryan Radziewski	9
2014	Chris Diaz	9

## LOSSES

1950	Bill Desmond	3
1951	Leo O'Boyle	2
	Bob Burrell	2
1952	Frank Hand	3
1953	Bob Kichiefski	4
1954	Jack Marnhout	5
1955	Len Casoria	4
1956	Len Casoria	2
1957	Chuck Swenson	4
1958	John Bartell	4
1959	John Lewis	3
1960	Vick Stenson	4
1961	Dean Booth	2
	Bobby Hughes	2
	Dan Kavanaugh	2
1962	Bobby Ward	3
1963	Wayne Hines	3
1964	Elmer Harris	3
1965	Mike Fitzgerald	4
1966	Warren Bogle	6
1967	Warren Bogle	6
1968	Fred Kampf	4
1969	Thom Lehman	3
	Farris French	3
1970	Tom Borzecki	5
1971	Tom Borzecki	4
1972	Tery Brown	5
1973	Bob Bartlett	5
1974	Rick Floyd	4
1975	Stan Jakubowski	5
1976	Stan Jakubowski	5
1977	Mark Batten	5
1978	Mark Batten	4
	Augie Ruiz	4
1979	Mark Batten	3
	Randy Guerra	3
1980	Neal Heaton	4
1981	Sam Sorce	3
1982	Sam Sorce	5
1983	Mark Bauer	4
	Dan Davies	4
	Rob Souza	4
1984	Rob Souza	9
1985	Bob O'Brien	4
	Kevin Sheary	4
1986	Gus Meizoso	5
1987	Steffen Majer	5
	Kevin Sheary	5
1988	Joe Grahe	5
1989	Joe Grahe	4
1990	Greg Knowles	5
1991	Shawn Purdy	7
1992	Jeff Alkire	3
1993	Fadul Arrieta	7
1994	Eric Morgan	5
1995	Jason Adge	6
1996	Clint Weibl	3
1997	Darin Spassoff	5
1998	David Gil	2
	Robbie Morrison	2
	Todd Ozias	2
	Darryl Roque	2
	Darin Spassoff	
1999	Alex Santos	3
2000	Kiki Bengochea	5
2001	Kiki Bengochea	4
2002	Kiki Bengochea	7
2003	Vince Bongiovanni	4
2004	J.D. Cockroft	5
2005	Dan Touchet	5
	Ricky Orta	5

2006	Carlos Gutierrez	7
2007	Scott Maine	5
2008	Carlos Gutierrez	4
2009	David Gutierrez	6
2010	David Gutierrez	3
	Chris Hernandez	3
	Danny Miranda	3
	Jason Santana	3
2011	E.J. Encinosa	6
2012	Eric Erickson	6
2013	Andrew Suarez	6
2014	Bryan Garcia	4

2009	Chris Hernandez	90.2
2010	Chris Hernandez	105.2
2011	Eric Whaley	93.1
2012	Eric Erickson	97.0
2013	Chris Diaz	109.2
2014	Andrew Suarez	109.2

## EARNED RUN AVERAGE

1950	Bill Desmond	1.73
1952	Jim Stuart	1.88
1953	Leo O'Boyle	1.69
1955	Larry Murphy	1.76
1956	Burt Robins	1.35
1957	Roger Newman	4.03
1958	Vick Stenson	2.84
1959	Bobby Hughes	1.83
1960	Bobby Hughes	1.79
1961	Dean Booth	1.13
1962	Larry Heffer	2.28
1963	Dave Kish	1.37
1964	Larry Pittman	1.80
1965	Don Valentine	2.17
1966	Warren Bogle	2.52
	John Danchik	2.52
1967	Fred Kampf	1.43
1968	Neale Monte	1.00
1969	Thom Lehman	2.35
1970	Neale Monte	1.48
1971	Ralph Maza	1.04
1972	Gary Sarno	2.02
1973	Bob Bartlett	1.56
1974	Jerry Brust	1.36
1975	John Fulgham	0.54
1976	Gavin Long	1.78
1977	Steve Lerner	2.09
1978	Augie Ruiz	1.46
1979	Mark Batten	1.63
1980	Jeff Morrison	2.03
1981	Mike Browning	1.81
1982	Danny Smith	2.82
1983	Dave Eichhorn	1.46
1984	Kevin Sheary	3.49
1985	Rick Raether	1.56
1986	Chris Sarmiento	1.80
1987	Mike Gibbons	2.15
1988	Pete Joseph	2.45
1989	Alex Fernandez	2.01
1990	Jeff Alkire	1.92
1991	Jamie Wolkosky	1.72
1992	Gus Gandarillas	1.91
1993	Danny Graves	2.79
1994	Danny Graves	0.89
1995	Jay Tessmer	1.31
1996	Robbie Morrison	1.68
1997	Robbie Morrison	1.49
1998	Matt Kamalsky	2.40
1999	Michael Neu	2.94
2000	Tom Farmer	2.79
2001	Luke DeBold	1.74
2002	J.D. Cockroft	2.22
2003	J.D. Cockroft	2.72
2004	Cesar Carrillo	2.69
2005	Cesar Carrillo	2.22
2006	Chris Perez	1.79
2007	Eric Erickson	2.50
2008	Kyle Bellamy	1.86
2009	Kyle Bellamy	0.97
2010	Sam Robinson	1.27
2011	Sam Robinson	1.79
2012	AJ Salcines	1.40
2013	Eric Nedeljkovic	1.37
2014	Bryan Garcia	1.75

## INNINGS PITCHED

1950	Bill Desmond	52.0
1952	Frank Hand	43.2
1953	Marty Kazan	57.0
1954	N/A	
1955	Larry Murphy	30.2
1956	H.C. Hearn	44.0
1957	Roger Newman	56.1
1958	Vick Stenson	79.0
1959	Vick Stenson	66.1
1960	Bobby Hughes	95.2
1961	Dean Booth	88.0
1962	Larry Heffer	67.0
1963	Bobby Ward	58.0
1964	Elmer Harris	62.0
1965	Rick Jones	79.1
1966	Warren Bogle	100.0
1967	Warren Bogle	91.0
1968	Fred Kampf	69.2
1969	Thom Lehman	114.2
1970	Tom Borzecki	86.0
1971	Tom Borzecki	98.0
1972	Rick Patrylo	110.0
1973	Bob Bartlett	121.0
1974	Stan Jakubowski	159.1
1975	Stan Jakubowski	120.0
1976	Gavin Long	126.0
1977	Mark Batten	112.1
1978	Randy Guerra	117.1
1979	Mark Batten	138.1
1980	Neal Heaton	151.0
1981	Neal Heaton	154.1
1982	Mike Kasprzak	160.0
1983	Rob Souza	145.0
1984	Rob Souza	156.0
1985	Dan Davies	138.2
1986	Dan Davies	111.1
1987	Joe Grahe	120.2
1988	Joe Grahe	167.0
1989	Joe Grahe	173.0
1990	Oscar Munoz	128.0
1991	Shawn Purdy	123.0
1992	Jeff Alkire	130.2
1993	Jose Prado	104.0
1994	Eric Morgan	102.0
1995	Jason Adge	127.2
1996	Clint Weibl	120.2
1997	J.D. Artega	135.0
1998	Alex Santos	110.0
1999	Alex Santos	122.0
2000	David Gil	110.0
2001	Tom Farmer	114.1
2002	Dan Touchet	98.0
2003	J.D. Cockroft	119.0
2004	Cesar Carrillo	113.2
2005	Cesar Carrillo	125.2
2006	Scott Maine	106.1
2007	Scott Maine	96.0
2008	Chris Hernandez	112.2