



LA SALLE MEN'S BASKETBALL VS. #13/16 MIAMI

DECEMBER 22, 2015 • 5:00 PM • THE PALESTRA

TV: CBS SPORTS NETWORK (TOM MCCARTHY, PETE GILLEN) • AUDIO: GOEXPLORERS.COM



2015-16 SCHEDULE

November

Sat. 14 TOWSON.....78-76, W
 Tues. 17 RIDER73-60, W
 Mon. 23 LAFAYETTE83-75, W
 Wed. 25% at Penn64-80, L
 Sat. 28 at Rowan.....81-51, W

December

Wed. 2 HOFSTRA80-84, L
 Sat. 5 DREXEL.....53-66, L
 Sun. 13 % at Villanova [FS1].....47-76, L
 Tues. 22 MIAMI (Pal.) [CBSSN].....5:00 PM
 Thurs. 31 at FGCU [ESPN3]1:30 PM

January

Sun. 3 * UMASS [NBCSN]5:00 PM
 Wed. 6 * at Fordham7:00 PM
 Sat. 9 * DAYTON2:00 PM
 Wed. 13 * at Richmond [CSN-P].....7:00 PM
 Sat. 16 * at R. Island [NBCSN]2:30 PM
 Wed. 20% TEMPLE (Palestra) [CBSSN]7:00 PM
 Sat. 23 * SAINT JOSEPH'S [ASN]..4:00 PM
 Tues. 26 * at Duquesne [ASN].....7:00 PM
 Sat. 30 * at Dayton [NBCSN].....2:00 PM

February

Wed. 3 * VCU.....7:00 PM
 Sat. 6 * RHODE ISLAND [ASN] ..8:00 PM
 Wed. 10 * at Davidson.....7:00 PM
 Sat. 13 %* at Saint Joseph's [ASN] 8:00 PM
 Wed. 17 * ST. BONAVENTURE7:00 PM
 Sun. 21 * at G. Washington [NBCSN]12:00 PM
 Wed. 24 * FORDHAM.....7:00 PM
 Sat. 27 * GEORGE MASON.....2:00 PM

March

Wed. 2 * SAINT LOUIS7:00 PM
 Sat. 5 * at Massachusetts.....8:00 PM
 W.-S. 9-13 vs. A-10 Championship..... TBA

Home games in CAPS. & Exhibition game;

% Big 5; * Atlantic 10 Conference;

** Atlantic 10 Championship, Barclays Center, Brooklyn, N.Y.;

All Times EST and Subject to Change.

AT A GLANCE

- Jordan Price is currently sixth in the nation in scoring at 24.6 points per game. He is second in the Atlantic 10 behind Jack Gibbs of Davidson (25.3).
- Price needs only 90 points to reach 1,000 for his collegiate career. He scored 145 points at Auburn and has 765 as an Explorer.
- La Salle is playing two consecutive games versus teams ranked in the polls (#9/6 Villanova and #13/16 Miami). It will be the first time playing ranked foes in two straight games since beating #9 Butler and #19 VCU on January 23-26, 2013.
- The Explorers are 6-0 all-time versus Miami in Philadelphia, with all six games being played at the Palestra.
- La Salle is third in the A-10 and tenth nationally in steals per game (9.6).
- Tony Washington is second in the A-10 and 23rd nationally in blocks per game (2.5).
- La Salle has compiled a 314-175 (.642) mark at the Palestra. The building served as the Explorers home court from 1955-56 until 1988-89. La Salle has played at least one home or neutral site game at the Palestra the past five seasons and 14 of the last 15 seasons.

THE OPPONENT

Miami is currently on a four-game winning streak with wins over Nebraska, Charlotte, Florida and Charleston. Sheldon McClellan leads the team in scoring at 16.5 ppg. and Angel Rodriguez adds 12.5 ppg. Ja'Quan Newton is a graduate of Philadelphia's Neumann-Goretti. Miami has led for all but 10:54 in its nine wins on the season. The Hurricanes have made the most out of their trips to the free-throw line this season. They rank fifth nationally shooting 77.2% from the charity stripe.

LAST TIME OUT

No. 9/6 Villanova had five players finish in double-figures as it topped the La Salle men's basketball team 76-47 on Sunday at the Pavilion. Junior Jordan Price led the Explorers with 16 points. Sophomore Johnnie Shuler also finished in double-figures with 11 points which was his fifth time this season with ten or more points. Shuler also led La Salle (4-4, 0-2 Big 5) with five rebounds on the day and tied for a team-high with three steals. Senior Rohan Brown added eight points. Villanova was led by Josh Hart, who had 18 points, and Ryan Arcidiacono, who had 14 points and seven assists. Nova made 13-for-28 from three-point range and had 24 assists on 28 field goals.



#1/Shuler



#2/Stukes



#3/Roberts



#5/Washington



#12/Sakhniuk



#14/Harris



#21/Price



#23/Majstorovic



#35/Brown

PROBABLE STARTERS (Based on last game)

POS.	#	NAME	YR	HT	WT	PPG	RPG	APG	MPG	NOTES
G	1	Johnnie Shuler	So.	5-11	170	10.5	5.4	2.9	36.9	Leads A-10 in FT shooting (.944)
G	3	Cleon Roberts	R-Jr.	6-6	180	11.9	3.8	0.8	35.8	3rd in A-10 in steals per game (2.3)
G	21	Jordan Price	R-Jr.	6-5	220	24.6	4.4	2.9	34.4	4th in nation in scoring; 10th in NCAA in 3's/game
F	35	Rohan Brown	R-Sr.	6-6	215	5.9	5.5	0.8	25.4	Had 14 points at Rowan
C	5	Tony Washington	R-So.	6-10	220	6.8	5.8	2.5ppg	22.8	2nd in A-10 in blocks/game (2.5)
G	2	Amar Stukes	R-So.	6-2	185	4.3	2.5	3.0	26.6	Set season high with 11 points at Rowan
G	4	Hank Davis	Jr.	5-11	165	0.0	0.0	0.0	2.5	Played career-high 4 minutes at Rowan
G	11	O.J. Lewis	Sr.	6-0	180	0.5	1.0	0.0	2.5	Scored versus Lafayette
F	12	Yevgen Sakhniuk	So.	6-7	235	5.9	2.1	0.6	12.0	Shooting .759 from the field
G	14	Karl Harris	Fr.	6-5	170	0.7	1.0	0.2	5.2	Grabbed career-high five boards at Rowan
G	23	Dusan Majstorovic	Fr.	6-5	195	1.5	1.0	0.7	9.0	Played 30 minutes vs. Towson

MEDIA CONTACT: Kevin Bonner, Associate AD • bonner@lasalle.edu • o: 215-951-1513 • c:484-880-3382

HEAD COACH: Dr. John Giannini (North Central '84) - 12th season

Record breaking success and consistent winning. Those two phrases can sum up the career of La Salle head coach Dr. John Giannini, who enters his 12th season at the school in 2015-16.

Giannini is La Salle's all-time winningest coach in Atlantic 10 play and has produced the program's only winning A-10 records since joining the league in 1995-96. He is also the winningest coach in the University of Maine's history. When he left Rowan University, Giannini was the winningest active NCAA Division III head coach.

In 2012-13, Giannini guided the Explorers to a NCAA Tournament Sweet 16 appearance with three wins in five days and a #24 national ranking in the final USA Today/Coaches Poll. La Salle's 24 wins were the seventh most in the program's rich 82-year history and the most since 1990.

The Blue and Gold knocked off three nationally-ranked teams during the 2012-13 season, including #9/9 Butler, #19/16 VCU and #12/14 Kansas State. A program-record 11 Atlantic 10 wins tied for third in the nation's seventh-best conference.

Giannini was named the Big 5 Coach of the Year in 2013 after leading the Explorers to a share of the Big 5 title.

In 2011-12, Giannini led La Salle to its first postseason appearance in 20 years with an appearance in the NIT. The 21 wins were the most in 22 years.

The recent back-to-back 20-win seasons, however, have not been the only success for the Explorers during Giannini's tenure. After accepting what most observers believed would be a major rebuilding job, Giannini's Explorers have finished in the top half of the Atlantic 10 five of the past nine years. This established a new level of consistent success for a program that previously had experienced no winning A-10 records since joining the highly-regarded league.

Academic success is also a major emphasis of Giannini's coaching philosophy. La Salle's Yves Mekongo was a two-time Academic All-American and 2010 NACDA I-AAA Scholar Athlete of the Year. Steve Weingarten also earned Academic All-District recognition in 2009-10. Mekongo and Weingarten were also the A-10 Student-Athletes of the Year in 2010 and 2011, respectively. The team's APR (Academic Progress Rate) has improved each season and is ranked in the top 10% nationally.

Giannini is involved in many leadership activities. He has served as a member of the board of trustees at his alma mater, North Central College, and served on the National Association of Basketball Coaches (NABC) Congress and on the NABC Committee for Recruiting Rules and Access. At Rowan University, he was a member of the faculty senate.

He authored *Court Sense: Winning Basketball's Mental Game*, published by Human Kinetics in 2008 and published articles for academic research journals and practical coaching publications. He has also taught courses at the University of Maine and Rowan University.

Giannini was introduced as the 18th head coach in the history of Explorer men's basketball on August 23, 2004.

"We are very pleased that our search for a head coach yielded Dr. John Giannini," said La Salle Athletic Director Dr. Thomas Brennan. "He is not only a great basketball coach but he also has the background and the character that we want to see out of the coach that will head our program. One of the things that really impressed us was his record and ability to build and sustain a program. We were also very pleased with his ability to manage a wide array of issues related to the development of student-athletes."

"John Giannini has earned respect as a coach and as a person wherever he has been," said former La Salle President Brother Michael J. McGinniss, F.S.C., Ph.D. "He recognizes, and believes in, the prominent place that values and academics have at La Salle."

He came to Philadelphia after an impressive eight year run at the University of Maine where he built the Black Bears into a perennial force in the America East Conference. During his tenure, Giannini compiled the best record of any coach in UMaine history. His teams made five trips to the America East semifinals or better in his final six seasons and made appearances in the AEC's championship in game two of his last three seasons in Orono. Giannini's two 20-win campaigns are the only two on record in program history.

Giannini's knack for winning began much closer to the Philadelphia area, however, having spent seven seasons as head coach at Rowan University in nearby Glassboro, NJ. During his run as the Profs head coach, he amassed a 168-38 record and a Division III National Championship in 1996 with a team that went 28-4. He left Rowan with the best winning percentage in the nation (.814) among all active NCAA coaches. He was inducted into the Rowan Sports Hall of Fame in 2004.

Before becoming the head coach at Rowan, Giannini served on Lou Henson's staff at the University of Illinois from 1987-89. In his two seasons as a graduate assistant, the Illini made two trips to the NCAA Tournament including a Final Four appearance in 1989 with a team that went 31-5 in the regular season. He also assisted at Parkland Community College (Champaign, IL) and North Texas.

The Chicago, IL native (Fenwick High) earned his bachelor of arts degree in psychology from North Central College (Naperville, IL) in 1984 and his master of science degree in physical education with a specialization in sports psychology from North Texas in 1986. "Dr. John" also earned a Ph.D. in kinesiology with a specialization in sports psychology from Illinois in 1992.

Giannini was a two-time all-conference player at North Central and remains sixth on the school's all-time rebounding list. He is the all-time leader in games played and his 21 rebounds in a game remain fifth in program history.

He resides in Mullica Hill, N.J. with his wife Donna and daughters Brianna and Jamie.

COACHING RECORD

Year	Record	Postseason
Rowan University (168-38)		
1989-90	17-11	NJAC Tourn., ECAC Championships
1990-91	20-8	NJAC Tourn., NCAA Div. III - 2nd Rd.
1991-92	21-7	NJAC Tourn., ECAC Champions
1992-93	29-2	NJAC Tourn., NCAA Div. III Final Four
1993-94	26-2	NJAC Tourn., NCAA Div. III Sweet 16
1994-95	27-4	NJAC Tourn., NCAA Div. III Final Four
1995-96	28-4	NJAC Tourn., NCAA Div. III Champs

Maine (125-111)

1996-97	11-20	America East Tournament
1997-98	7-20	America East Tournament
1998-99	19-9	America East Semifinals
1999-00	24-7	America East Semifinals
2000-01	18-11	America East Semifinals
2001-02	12-18	America East Final
2002-03	14-16	America East Quarterfinals
2003-04	20-10	America East Final

La Salle (179-174)

2004-05	10-19	Atlantic 10 Quarterfinals
2005-06	18-10	Atlantic 10 Quarterfinals
2006-07	10-20	Atlantic 10 Quarterfinals
2007-08	15-17	Atlantic 10 Quarterfinals
2008-09	18-13	Atlantic 10 Tournament
2009-10	12-18	
2010-11	15-18	Atlantic 10 Quarterfinals
2011-12	21-13	NIT First Round, A-10 Quarterfinals
2012-13	24-10	NCAA Sweet 16, A-10 Quarterfinals Big Co-Champs
2013-14	15-16	Atlantic 10 Tournament
2014-15	17-16	Atlantic 10 Quarterfinals
2015-16	4-4	

TOTAL 472-322 (.594)

**AT A GLANCE****Coaching Career**

Head Coach: Rowan (1989-96)
Head Coach: Maine (1996-04)
Head Coach: La Salle (2004-present)

Education

B.A., Psychology, North Central (1984)
M.Ed, Physical Education, North Texas (1986)
Ph.D., Illinois, Kinesiology, (1992)

NUMERICAL ROSTER

No.	Name	Cl.	Pos.	Ht.	Wt.	Hometown/Last School
1	Johnnie Shuler	So.	G	5-11	170	Washington, D.C. / Theodore Roosevelt
2	Amar Stukes	R-So.	G	6-2	185	Philadelphia, Pa. / La Salle College HS
3	Cleon Roberts	R-Jr.	G	6-6	180	Miami, Fla. / Georgia Southern
4	Hank Davis	Jr.	G	5-11	165	Cherry Hill, N.J. /Cherry Hill East
5	Tony Washington	R-So.	C	6-10	220	Detroit, Mich. / The Miller School (Va.)
11	O.J. Lewis	Sr.	G	6-0	180	Mitchellville, Md. / Riverdale Baptist
12	Yevgen Sakhniuk	So.	F	6-7	235	Kiev, Ukraine / GBA Sparta
14	Karl Harris	Fr.	G	6-5	170	Hazel Crest, Ill. / De La Salle
21	Jordan Price	R-Jr.	G	6-5	220	Decatur, Ga. / Auburn
23	Dusan Majstorovic	Fr.	G	6-5	195	Novi Sad, Serbia / Lee Academy (Maine)
35	Rohan Brown	R-Sr.	G/F	6-6	215	Hartford, Conn. / East Catholic
	Demetrius Henry*	Jr.	F/C	6-9	225	Miami, Fla. / South Carolina
	B.J. Johnson*	Jr.	F	6-7	185	Philadelphia, Pa. / Syracuse
	Pookie Powell*	So.	G	6-0	185	Orlando, Fla. / Memphis

ALPHABETICAL ROSTER

No.	Name	Cl.	Pos.	Ht.	Wt.	Hometown/Last School
35	Rohan Brown	R-Sr.	G/F	6-6	215	Hartford, Conn. / East Catholic
4	Hank Davis	Jr.	G	5-11	165	Cherry Hill, N.J. /Cherry Hill East
14	Karl Harris	Fr.	G	6-5	170	Hazel Crest, Ill. / De La Salle
	Demetrius Henry*	Jr.	F/C	6-9	225	Miami, Fla. / South Carolina
	B.J. Johnson*	Jr.	F	6-7	185	Philadelphia, Pa. / Syracuse
11	O.J. Lewis	Sr.	G	6-0	180	Mitchellville, Md. / Riverdale Baptist
23	Dusan Majstorovic	Fr.	G	6-5	195	Novi Sad, Serbia / Lee Academy (Maine)
	Pookie Powell*	So.	G	6-0	185	Orlando, Fla. / Memphis
21	Jordan Price	R-Jr.	G	6-5	220	Decatur, Ga. / Auburn
3	Cleon Roberts	R-Jr.	G	6-6	180	Miami, Fla. / Georgia Southern
12	Yevgen Sakhniuk	So.	F	6-7	235	Kiev, Ukraine / GBA Sparta
1	Johnnie Shuler	So.	G	5-11	170	Washington, D.C. / Theodore Roosevelt
2	Amar Stukes	R-So.	G	6-2	185	Philadelphia, Pa. / La Salle College HS
5	Tony Washington	R-So.	C	6-10	220	Detroit, Mich. / The Miller School (Va.)

*will sit out 2015-16 season due to NCAA transfer regulations

Explorers by Class: Seniors (2), Juniors (5), Sophomores (5), Freshmen (2)

Head Coach: Dr. John Giannini (North Central '84) - 12th season

Assistant Coach: Horace Owens (Rhode Island '83) - 12th season

Assistant Coach: Will Bailey (Alabama Birmingham '98) – 6th season

Assistant Coach: Sean Neal (La Salle '07) – 8th season

Director of Basketball Operations: Matt Bloom (Penn '04) – 4th season

Director of Player Development/Strength Coach: Matt Sheehan (La Salle '11) – 4th season

Video Coordinator: John Ball (Penn State '14) – 1st season

Pronunciation Key:

Rohan Brown – RO-hahn

John Giannini – juh-nee-nee

Dusan Majstorovic – DOO-san my-store – OH - vick

Yevgen Sakhniuk – you-gene sah-nook



1,000 POINT COUNTDOWN

Player	Points at Auburn	Points at La Salle	Total Points	To Go
Jordan Price	145	765	910	90

LA SALLE VERSUS THE POLLS (AP)

Last ranked win: Feb. 11, 2015, at #20 VCU (74-69, 2 OT), Richmond, Va.

Last home/Top 10 ranked win: Jan. 23, 2013 vs. #9 Butler (54-53), Gola Arena

Last road ranked win: Feb. 11, 2015, at #20 VCU (74-69, 2 OT), Richmond, Va.

Last win over opponent ranked higher than #9: Jan. 30, 1980, vs. #8 Notre Dame (62-60), The Palestra

THE PALESTRA

La Salle has compiled a 314-175 (.642) mark at the Palestra. The building served as the Explorers home court from 1955-56 until 1988-89. La Salle has played at least one home or neutral site game at the Palestra the past five seasons and 14 of the last 15 seasons.

FEELING IT

Yevgen Sakhniuk has made 14 of his last 16 two-point field goals over the past five games.

COMING TO AMERICA

Before coming to campus in August 2014 as a freshman, Yevgen Sakhniuk had only been in America once before for a tournament in Providence, R.I.

POST PLAYERS PERFORMING

La Salle post players Yevgen Sakhniuk (.759), Rohan Brown (.613) and Tony Washington (.484) are shooting a combined .629 from the field this year.

TONY'S BREAKOUT

Tony Washington had 14 points and nine rebounds versus Lafayette in his first action after missing the first two games with a concussion. He shot 6-for-8 from the field. He is averaging 6.8 ppg. and 5.8 rpg. and 2.5 blocks per game, which ranks second in the A-10.

MEN OF STEAL

La Salle had 17 steals at Rowan, the most since also posting 17 during the 2005-06 season. The school record is 21 vs. Army in the 1988-89 season. The Explorers are third in the A-10 and 10th nationally in steals per game (9.6).

MEN OF STEAL-PART II

Cleon Roberts is currently third in the A-10 and 29th nationally in steals per game (2.3 spg.). It would be the second highest average by an Explorer in program history behind Doug Overton's 3.1 spg. in 1989-90.

HERE'S JOHNNIE

Sophomore Johnnie Shuler made the most of his first two collegiate starts, scoring a career-high 15 points, including a steal and lay-up that gave the Explorers the lead with 40 seconds remaining the opening win over Towson. He also set career-highs in minutes (40) and rebounds (five). On Nov. 17, he had 14 points and a career-high eight rebounds vs. Rider.

HEAD TO HEAD

The Explorers When...	
Scoring less than 60 points.....	0-2
Scoring 60-69 points.....	0-1
Scoring 70-79 points.....	2-0
Scoring 80-89 points.....	2-1
Scoring 90 or more points.....	0-0
Scoring 100 or more points.....	0-0
Allowing less than 60 points.....	1-0
Allowing 60-69 points.....	1-1
Allowing 70-79 points.....	2-1
Allowing 80-89 points.....	0-2
Allowing 90 points or more.....	0-0
Field goal percentage 50% or better.....	1-1
Field goal percentage worse than 50%.....	2-3
Field goal % better than opponent.....	4-0
Allowing field goal percentage 50% or better.....	0-2
Allowing field goal percentage in 40s%.....	2-1
Allowing field goal percentage in 30s or lower.....	2-1
Shooting more free throws than opponent.....	1-2
Shooting fewer free throws than opponent.....	3-2
Shooting same amount of free throws.....	0-0
Leading at halftime.....	4-1
Trailing at halftime.....	0-3
Tied at halftime.....	0-0
Leading with 5:00 remaining.....	3-0
Trailing with 5:00 remaining.....	1-4
Tied with 5:00 remaining.....	0-0
Playing single overtime.....	0-0
Playing double-overtime.....	0-0
Playing triple overtime.....	0-0
Outrebounding opponent.....	2-0
Being outrebounded.....	2-4
Equal amount of rebounds as opponent.....	0-0
Committing fewer turnovers than opponent.....	2-2
Committing more turnovers than opponent.....	1-1
Committing same amount of turnovers as opponent.....	1-1
Playing the Atlantic 10.....	0-0
Playing the Big 5.....	0-2
In non-conference play.....	4-4
Playing the ACC.....	0-0
Playing the American.....	0-0
Playing the Big East.....	0-1
Playing the Colonial.....	1-2
Playing the Ivy League.....	0-1
Playing the MAAC.....	1-0
Playing the Northeast Conference.....	0-0
Playing the Patriot League.....	1-0
Playing Non-Division I.....	1-0
Gold uniforms.....	3-1
Navy uniforms.....	1-2
White uniforms.....	0-1
Gray uniforms.....	0-0
Monday games.....	1-0
Tuesday games.....	1-0
Wednesday games.....	0-2
Thursday games.....	0-0
Friday games.....	0-0
Saturday games.....	2-1
Sunday games.....	0-1
Day games.....	2-1
Night games.....	2-3
November games.....	4-1
December games.....	0-3
January games.....	0-0
February games.....	0-0
March games.....	0-0
Gola Arena.....	3-2
Palestra.....	0-1
Away.....	1-2
Neutral.....	0-0

GAME BY GAME STARTERS

Opponent	G	G	G	F	F	Record with lineup
Towson	Shuler	Stukes	Price	Roberts	Brown	1-0
Rider	Shuler	Stukes	Price	Roberts	Brown	2-0
Lafayette	Shuler	Stukes	Price	Roberts	Brown	3-0
Penn	Shuler	Stukes	Price	Roberts	Brown	3-1
Rowan	Shuler	Price	Roberts	Brown	Washington	1-0
Hofstra	Shuler	Stukes	Price	Roberts	Brown	3-2
Drexel	Shuler	Price	Roberts	Brown	Washington	1-1
Villanova	Shuler	Price	Roberts	Brown	Washington	1-2

QUICK FACTS

School: La Salle University
Location: Philadelphia, PA
Enrollment: 6,203 (4,185 undergraduates)
Founded: 1863
President: Dr. Colleen Hanycz
Web Site: www.lasalle.edu
Athletic Web Site: www.goexplorers.com
Colors: Blue (540) and Gold (7406)
Home Court: Tom Gola Arena (3,400)
Athletic Director: Dr. Thomas Brennan

DOUBLE-DOUBLES

Player	2015-16	Consecutive	Career
Rohan Brown	0	0	2
Jordan Price	0	0	1

DOUBLE FIGURE SCORING

Player	2015-16	Consecutive	Career
Price	8	8	39*
Roberts	6	0	34*
Shuler	5	1	5
Brown	1	0	4
Stukes	1	0	4
Washington	2	0	2
Sakhniuk	1	0	1

*includes previous school

SINGLE GAME RECORDS

INDIVIDUAL

Points, Game.....	52
.. Kareem Townes vs. Loyola (Ill.), Feb. 4, 1995	
Points, Half	33
..... Hubie Marshall at Albright, Dec. 1, 1965	
Opponent Points	52
..... Calvin Murphy, Niagara , Dec. 16, 1967	
Field Goals	24 (36 atts.)
... Michael Brooks at BYU (3OT), Dec. 15, 1979	
Percentage (Game)	100.0% (10-10)
..... Victor Thomas vs. Duquesne Jan. 6, 1999	
Field Goal Attempts.....	36
.... Michael Brooks at BYU (3OT) Dec. 15, 1979	
Three-Point FG	9 (20 atts.)
.. Kareem Townes vs. Loyola (Ill.), Feb. 4, 1995	
Three-Point FG Percentage	100.0% (7-7)
..... Darnell Harris vs. St. Bona., Jan. 30, 2008	
Three-Point FG Attempts	20
..... Kareem Townes vs. Detroit, Jan. 14, 1993,	
.. Kareem Townes vs. Loyola (Ill.), Feb. 4, 1995	
Free Throws.....	18 (18 atts.)
... Lionel Simmons, vs. American, Feb. 2, 1988	
Free Throws Attempted	21
..... Bob Fields at Rider , Mar. 1, 1971	
Rebounds.....	37
..... Tom Gola at Lebanon Valley Jan. 15, 1955	
Assists	18
..... Doug Overton vs. Holy Cross Feb. 13, 1989	
Steals.....	8
..... Doug Overton vs. Army, Feb. 3, 1989	
..... Paul Burke vs. Detroit, Jan. 29, 1994	
.. Shawn Smith vs. Virginia Tech, Jan. 27, 1998	
Blocks	9
.... Aaric Murray vs. Morgan St., Nov. 20, 2010	

TAKING CARE OF THE BALL

Sophomore Amar Stukes has committed only eight turnovers in 213 minutes and has dished a team-best 24 assists. He is 2nd in the A-10 and 49th in the nation in assist/turnover ratio (3.0 to 1).

NO REST FOR SHULER

Johnnie Shuler is ranked 14th nationally in minutes per game (36.9) and third in the A-10.

NINE THREES= WINS

La Salle is 24-3 since the beginning of the 2012-13 season when making at least nine three-pointers. The Explorers made nine three's versus Towson, Lafayette and Rowan this season.

SECOND YEAR JUMP

Head Coach Dr. John Giannini often talks about the significant jump that players take in their second year playing for the Explorers. Here are some recent examples.

	PPG	RPG	APG	FG%	3P%	FT%
Jordan Price (15-16)	24.6	4.4	2.9	.508	.475	.694
Jordan Price (14-15)	17.2	3.9	2.3	.387	.340	.799
Johnnie Shuler (15-16)	10.5	5.4	2.9	.371	.349	.944
Johnnie Shuler (14-15)	2.3	0.7	0.3	.366	.364	.588
Tony Washington (15-16)	6.8	5.8	0.8	.484	.000	.786
Tony Washington (14-15)	0.5	0.5	0.0	.600	.000	.000
Steve Zack (12-13)	6.4	6.4	1.0	.545	.000	.711
Steve Zack (11-12)	1.4	2.3	0.5	.364	.000	.545
Ramon Galloway (12-13)	17.2	4.6	3.7	.419	.412	.827
Ramon Galloway (11-12)	14.1	4.6	3.5	.457	.442	.785
Earl Pettis (11-12)	15.4	4.0	2.2	.464	.358	.798
Earl Pettis (10-11)	9.1	4.1	2.6	.408	.370	.904

YEVGEN'S DEBUT

Sophomore Yevgen Sakhniuk is averaging 5.9 ppg. in only 12.0 minutes per game, which averages out to 19.6 ppg. per 40 minutes. He is shooting .759 (22-for-29) from the field.

BIG 5 HALL OF FAME FOR 1968-69 TEAM

The 1968-69 La Salle men's basketball team, which went 23-1 and reached as high as #2 in the national polls, will be one of five teams inducted into the Philadelphia Big 5 Hall of Fame on April 11, 2016 at the Palestra.

LIMITED DEPTH VS. TOWSON

As a result of injuries and three players sitting out due to NCAA transfer regulations, La Salle has played the first two games with just seven scholarship players. After two Explorers fouled out vs. Towson, La Salle was down to five scholarship players for the final nine minutes.

PRESEASON PROGNOSTICATIONS

La Salle was picked to finish ninth in the Atlantic 10 in the preseason poll. Jordan Price was named to the preseason All-A-10 first team.

HOME COOKING

La Salle has won 25 of its last 31 non-conference regular season games (.806) at Gola. The only losses were Central Connecticut State (11/18/12), Manhattan (11/9/13), #10/9 Villanova (12/3/14), American (12/16/14), Hofstra (12/2/15) and Drexel (12/5/15).

EXPLORERS SIGN SULLIVAN TO NLI

La Salle signed 7-1 center Cian Sullivan to a National Letter of Intent. The Tralee, Ireland native currently plays for St. Andrews Prep in Rhode Island. "We are thrilled to have such a fine person and high potential player in our program," head coach Dr. John Giannini said. "We

have had success developing post players like Steve Zack and Tony Washington. After a developmental period, Steve and Tony became players we depend on and I'm confident Cian will do the same. He has great size and skill. As he develops the right reactions that come with experience and builds strength, he can be a very good player for us."

PRICE PROJECTED BY SPORTS ILLUSTRATED TO SCORE IN BUNCHES

Junior Jordan Price is projected to average 18.4 points per game, fifth in the country, according to Sports Illustrated's statistical projection system.

ROHAN BROWN ATTENDS NCAA CAREER IN SPORTS FORUM

Senior Rohan Brown attended the NCAA Career in Sports Forum in June at the NCAA headquarters in Indianapolis. Participants who expressed an interest in pursuing a career in sports, and who were viewed as leaders on their campus, were invited to apply to attend the forum after a nomination by athletics administrators at their respective schools.

BROWN GRADUATED IN MAY, PURSUING MASTER'S DEGREE

Rohan Brown graduated in May with a degree in communication and is currently pursuing a Master's in Business Administration at La Salle.

HANK DAVIS=PUBLISHED AUTHOR

Junior Hank Davis, the reigning Big 5 Scholar Athlete of the Year, became a published author over the summer. His article "Student-Athletes: Keeping the Balance" was published in the journal Adolescent Health & Wellness. Davis owns a 3.7 grade point average as a biology/pre-med major. His father, Steve, was the #1 tennis player for the Explorers from 1981-85.

LA SALLE HOSTING EAST REGIONAL

La Salle will serve as host of the 2016 East Regional (Sweet 16/Elite 8) at the Wells Fargo Center on March 25-27.

500-POINT CLUB

Junior Jordan Price scored 568 points last season to become the 23rd Explorer to reach the 500-point milestone. The last sophomore to reach 500 points in a season was Steven Smith in 2003-04 (512, 17.1 ppg.).

PRICE AT 30

- Jordan Price led the A-10 last season with four 30-point games.
- He is the first Explorer to have four 30-point games in a season since Gary Neal had five during the 2003-04 season.

LARGEST LEAD

Opponent	Largest Lead	Opponent	Largest Lead
Towson	12	Saint Joseph's	
Rider	21	Duquesne	
Lafayette	18	Dayton	
Penn	10	VCU	
Rowan	34	Rhode Island	
Hofstra	5	Davidson	
Drexel	6	Saint Joseph's	
Villanova	1	St. Bonaventure	
Miami		G. Washington	
Fla. Gulf Coast		Fordham	
Massachusetts		George Mason	
Fordham		Saint Louis	
Dayton		Massachusetts	
Richmond			
Rhode Island			
Temple			

PRICE CHANGES BODY, GAME

Price told the Philadelphia Inquirer, he changed his diet and intensified his cardiovascular workouts this offseason. As a result, Price says he weighs 218 pounds, down from 235, and is in the best shape of his life. But he says he did more than trim the fat. "I worked on becoming a more complete player," Price said. "That means doing more, getting more people involved. I want to make my teammates better, and I want them to be more confident. That helps us as a unit."

CONSECUTIVE GAMES WITH THREE-POINTER

La Salle has made a three-point basket in 786 consecutive games, which is the 13th longest streak in the nation. The last time the Explorers went without a three was on March 6, 1989 versus Saint Peter's in the MAAC Championship at the Meadowlands. (courtesy of Stats, Inc.)

HOLD THAT LEAD

La Salle is 74-6 when leading with five minutes to play since the beginning of the 2011-12 season.

WINNINGEST CLASSES

The following are the winningest classes since 1993 at La Salle.

Class	Wins	Seniors
1990	100	Simmons, Johnson
1991	99	Overton, President, Stock
1992	95	Woods, Hurd, Lieverst, Holland, Morris
1989	84	Conlin
1993	83	Bergin, Neubauer, Schultz, Shelton
2015	77	Peterson, Wright, Zack
2014	75	Dunn, Duren, Mills Garland
1988	73	Legler, Tarr, Lee, Palczewski

THROWBACK UNIFORMS

La Salle's gold uniforms are throwbacks, modeled after the early-mid 1970s look displayed by the Explorers.

SHARING THE BALL

The Explorers are 26-4 when dishing at least 16 assists as a team since the beginning of the 2012-13 season.

WELCOME ABOARD

The Explorers have had success of late in the transfer market. Former players Earl Pettis, Ramon Galloway and Tyrone Garland were all transfers as are current players Jordan Price (Auburn) and Cleon Roberts (Georgia Southern). Demetrius Henry (South Carolina), B.J. Johnson (Syracuse) and Pookie Powell (Memphis) are sitting out this season after transferring and will be eligible next year.

BIGGEST DEFICIT

Opponent	Biggest Deficit	Opponent	Biggest Deficit
Towson	1	Saint Joseph's	
Rider	2	Duquesne	
Lafayette	0	Dayton	
Penn	19	VCU	
Rowan	3	Rhode Island	
Hofstra	17	Davidson	
Drexel	14	Saint Joseph's	
Villanova	37	St. Bonaventure	
Miami		G. Washington	
Fla. Gulf Coast		Fordham	
Massachusetts		George Mason	
Fordham		Saint Louis	
Dayton		Massachusetts	
Richmond			
Rhode Island			
Temple			

COACH'S CORNER

Head Coach Dr. John Giannini is in his 12th season, the second longest tenure by an Explorer coach behind Speedy Morris who coached for 15 years from 1986-2001. Giannini is second all-time at La Salle in wins.

Speedy Morris	238	1986-01
Dr. John Giannini	179	2004-
Ken Loeffler	145	1949-55
Paul Westhead	142	1970-79

GOLA ARENA

La Salle has compiled a 138-92 (.600) record at Gola Arena since the first game in February, 1998.

HALL OF FAME EXPLORERS

Former head coach Ken Loeffler (145-30 from 1949-55) and National Player of the Year and All-American Tom Gola are both enshrined in the National Basketball Hall of Fame in Springfield, Mass.

LA SALLE HIGH TO LA SALLE UNIVERSITY

Freshman guard Amar Stukes is one of a few players to go from La Salle High School to La Salle University. The most famous? Tom Gola. Chip Greenberg and Craig Conlin are two notable others.

BIG 5 CHAMP = NCAA?

"I think being able to win the Big 5 in the best college basketball city in America will always be a big deal. I like it as a measuring stick — because the champion of the Big 5 is going to go to the NCAA tournament almost all of the time." - head coach Dr. John Giannini
Since the full round robin format was revived in 1999-00, every Big 5 champion has gone to the NCAA Tournament (15 straight years). In three of those seasons, the title was shared and at least one of the co-champions made the NCAA Tournament. Since the creation of the Big 5 in 1955-56, the Big 5 champion (shared or outright) advanced to the NCAAs in all but 10 seasons. Only one of those years (1998) was in the past 32.

WINNINGEST ACTIVE A-10 COACHES

Dr. John Giannini is second among active A-10 coaches in career wins with 472 (Rowan, Maine and La Salle) behind Bob McKillop of Davidson.

TRIPLE-DOUBLE?

The last La Salle triple-double was on January 4, 1992 when Randy Woods had 30 points, 14 assists and 11 rebounds versus Iona.

GIANNINI RETURNS TO ROWAN

Dr. John Giannini, who started his head coaching career in 1989-90 at Rowan and led the Profs to the 1996 Division III National Championship, took the Explorers to Glassboro, N.J. to celebrate the 20th anniversary of that championship team. It is believed to be the first time a Division I team will travel to a Division III team since Villanova visited Redlands on November 22, 2003.

DOCTORS OF BASKETBALL

Head coach Dr. John Giannini is one of two Division I head basketball coaches to own doctorates joining Lehigh's Brett Reed (Ph.D., instructional technology). Giannini earned his doctorate in kinesiology with a specialization in sports psychology from Illinois in 1992.

WHY ARE WE THE EXPLORERS?

La Salle University's nickname—the Explorers—was announced by the Collegian in March 1932 as the winning entry to a student contest. However, in the fall of 1931, a Baltimore sportswriter covering the La Salle/St. John's (Md.) football game erroneously alluded to La Salle as being named for the French explorer La Salle, not St. John Baptist de La Salle. Were the two events related? We'll never know for sure.

GIANNINI AUTHORS BOOK

Court Sense, written by Explorers head coach Dr. John Giannini, was released by Human Kinetics, the worldwide leader in publishing books on sports and fitness. HK's catalogue also features other titles from the likes of John Wooden, Pete Newell and others. The book has been released worldwide. The impetus for the book grew from a series of conversations Giannini had with Human Kinetics Vice President Ted Miller, about the poor performance of United States national teams in international competition and the general decline of fundamentals and team play. Notre Dame's Mike Brey wrote the foreword.

NEXT UP:

La Salle has nine days off for Christmas before visiting Florida Gulf Coast on December 31 at 1:30 PM. It will be the first road trip outside the Philadelphia area.

SEASON/CAREER HIGHS**#1 JOHNNIE SHULER****Season Highs**

Points: 15 vs. Towson (11/14/15)
Minutes: 40, twice
FGM: 5 vs. Rider (11/17/15)
FGA: 12 vs. Hofstra (12/2/15)
3PM: 3, twice
3PA: 7, twice
FTM: 5 vs. Towson (11/14/15)
FTA: 6 vs. Towson (11/14/15)
Rebounds: 8, twice
Assists: 5 vs. Lafayette (11/23/15)
Steals: 3, three times
Blocks:

Career Highs

Points: 15 vs. Towson (11/14/15)
Minutes: 40, twice
FGM: 5 vs. Rider (11/17/15)
FGA: 12 vs. Hofstra (12/2/15)
3PM: 3, twice
3PA: 7, twice
FTM: 5 vs. Towson (11/14/15)
FTA: 6 vs. Towson (11/14/15)
Rebounds: 8, twice
Assists: 5 vs. Lafayette (11/23/15)
Steals: 3, three times
Blocks:

#2 AMAR STUKES**Season Highs**

Points: 11 at Rowan (11/28/15)
Minutes: 40 vs. Rider (11/17/15)
FGM: 6 at Rowan (11/28/15)
FGA: 12 at Penn (11/25/15)
3PM:
3PA: 4 at Penn (11/25/15)
FTM: 4 vs. Towson (11/14/15)
FTA: 4 vs. Towson (11/14/15)
Rebounds: 4 at Rowan (11/28/15)
Assists: 6, twice
Steals: 3, twice
Blocks:

Career Highs

Points: 13, twice
Minutes: 42 at VCU (2/11/15)
FGM: 6, three times
FGA: 12 at Penn (11/25/15)
3PM: 1 vs. Saint Peter's (11/22/14)
3PA: 4 at Penn (11/25/15)
FTM: 5, twice
FTA: 7 at Drexel (12/13/14)
Rebounds: 5 at G. Mason (1/3/15)
Assists: 6, three times
Steals: 7, at R. Island (1/22/15)
Blocks:

#3 CLEON ROBERTS**Season Highs**

Points: 20 at Penn (11/25/15)
Minutes: 40 vs. Hofstra (12/2/15)
FGM: 7, twice
FGA: 13 vs. Hofstra (12/2/15)
3PM: 4 at Penn (11/25/15)
3PA: 9 vs. Lafayette (11/23/15)
FTM: 3 vs. Hofstra (12/2/15)
FTA: 5, twice
Rebounds: 5, twice
Assists: 2, twice
Steals: 5 vs. Drexel (12/5/15)
Blocks: 2 at Rowan (11/28/15)

Career Highs

Points: 20, four times
Minutes: 40, twice
FGM: 7, four times
FGA: 16 at VCU (2/11/15)
3PM: 4, seven times
3PA: 9 at St. Bona (1/31/15)
FTM: 9 at Valparasio (11/9/12)*
FTA: 12 at Valparasio (11/9/12)*
Rebounds: 8, twice
Assists: 3, four times*
Steals: 5 vs. Drexel (12/5/15)
Blocks: 2, twice
 * at Georgia Southern

#4 HANK DAVIS**Season Highs**

Points:
Minutes: 4 at Rowan (11/28/15)
FGM:
FGA: 1 vs. Lafayette (11/23/15)
3PM:
3PA: 7, twice
FTM:
FTA:
Rebounds:
Assists:
Steals: 3, three times
Blocks:

Career Highs

Points: 2, twice
Minutes: 4 at Rowan (11/28/15)
FGM: 1, twice
FGA: 1, four times
3PM:
3PA:
FTM:
FTA: 1 vs. Wagner (12/19/13)
Rebounds: 1 vs. Wagner (12/19/13)
Assists: 1, twice
Steals: 1 vs. Duquesne (2/18/15)
Blocks:

#5 TONY WASHINGTON**Season Highs**

Points: 14 vs. Lafayette (11/23/15)
Minutes: 25 vs. Drexel (12/5/15)
FGM: 6 vs. Lafayette (11/23/15)
FGA: 8 vs. Lafayette (11/23/15)
3PM:
3PA:
FTM: 5 at Rowan (11/28/15)
FTA: 5, twice
Rebounds: 11 at Rowan (11/28/15)
Assists: 3 vs. Lafayette (11/23/15)
Steals: 2 at Rowan (11/28/15)
Blocks: 4 vs. Drexel (12/5/15)

Career Highs

Points: 14 vs. Lafayette (11/23/15)
Minutes: 25 vs. Drexel (12/5/15)
FGM: 6 vs. Lafayette (11/23/15)
FGA: 8 vs. Lafayette (11/23/15)
3PM:
3PA:
FTM: 5 at Rowan (11/28/15)
FTA: 5, twice
Rebounds: 11 at Rowan (11/28/15)
Assists: 3 vs. Lafayette (11/23/15)
Steals: 2 at Rowan (11/28/15)
Blocks: 4 vs. Drexel (12/5/15)

SEASON/CAREER HIGHS**#11 O.J. LEWIS****Season Highs**

Points: 1 vs. Lafayette (11/23/15)
Minutes: 1 vs. Lafayette (11/23/15)
FGM:
FGA: 3 at Rowan (11/28/15)
3PM:
3PA:
FTM: 1 vs. Lafayette (11/23/15)
FTA: 2 vs. Lafayette (11/23/15)
Rebounds: 2 at Rowan (11/28/15)
Assists:
Steals: 1 at Rowan (11/28/15)
Blocks:

Career Highs

Points: 4 vs. Fordham (2/9/13)
Minutes: 10 vs. Fordham (2/9/13)
FGM: 1, four times
FGA: 6 vs. Fordham (2/9/13)
3PM: 1, twice
3PA: 3 vs. Fordham (2/9/13)
FTM: 1, three times
FTA: 2, four times
Rebounds: 2, twice
Assists: 1, twice
Blocks: 1, twice
Steals: 2 vs. Fordham (2/9/13)

#12 YEVGEN SAKHNIUK**Season/Career Highs**

Points: 11 vs. Towson (11/14/15)
Minutes: 19 at Rowan (11/28/15)
FGM: 5 vs. Towson (11/14/15)
FGA: 5 vs. Towson (11/14/15)
3PM:
3PA:
FTM: 2 at Rowan (11/28/15)
FTA: 3 vs. Towson (11/14/15)
Rebounds: 3, four times
Assists: 1, three times
Steals: 3 at Rowan (11/28/15)
Blocks:

#14 KARL HARRIS**Season/Career Highs**

Points: 2, twice
Minutes: 13 at Rowan (11/28/15)
FGM: 1, twice
FGA: 5 at Rowan (11/28/15)
3PM:
3PA: 3 at Rowan (11/28/15)
FTM:
FTA:
Rebounds: 5 at Rowan (11/28/15)
Assists: 1 at Rowan (11/28/15)
Steals:
Blocks:

#21 JORDAN PRICE**Season Highs**

Points: 37 vs. Hofstra (12/2/15)
Minutes: 40 vs. Hofstra (12/2/15)
FGM: 15 vs. Hofstra (12/2/15)
FGA: 22, twice
3PM: 7 vs. Hofstra (12/2/15)
3PA: 13 vs. Hofstra (12/2/15)
FTM: 9 vs. Towson (11/14/15)
FTA: 13 vs. Drexel (12/5/15)
Rebounds: 7 vs. Hofstra (12/2/15)
Assists: 5 at Villanova (12/13/15)
Steals: 3 at Villanova (12/13/15)
Blocks: 1, twice

Career Highs

Points: 37 vs. Hofstra (12/2/15)
Minutes: 48 at VCU (2/11/15)
FGM: 15 vs. Hofstra (12/2/15)
FGA: 22, three times
3PM: 7 vs. Hofstra (12/2/15)
3PA: 13, twice
FTM: 14 vs. UMass (3/12/15)
FTA: 18 vs. UMass (3/12/15)
Reb: 18 at VCU (2/11/15)
Assists: 7, twice
Steals: 3, five times
Blocks: 2 at G. Mason (1/3/15)

#23 DUSAN MAJSTOROVIC**Season/Career Highs**

Points: 4 vs. Towson (11/14/15)
Minutes: 30 vs. Towson (11/14/15)
FGM: 1 vs. Towson (11/14/15)
FGA: 7 vs. Towson (11/14/15)
3PM:
3PA: 6 vs. Towson (11/14/15)
FTM: 2 vs. Towson (11/14/15)
FTA: 2 vs. Towson (11/14/15)
Rebounds: 3 vs. Towson (11/14/15)
Assists: 3 vs. Towson (11/14/15)
Steals: 1 vs. Towson (11/14/15)
Blocks: 2 vs. Towson (11/14/15)


#35 ROHAN BROWN**Season Highs**

Points: 14 at Rowan (11/28/15)
Minutes: 33, twice
FGM: 6 at Rowan (11/28/15)
FGA: 9 at Rowan (11/28/15)
3PM: 2 at Villanova (12/13/15)
3PA: 3, twice
FTM: 2, twice
FTA: 3 vs. Lafayette (11/23/15)
Rebounds: 11 vs. Lafayette (11/23/15)
Assists: 3 at Penn (11/25/15)
Steals: 2 vs. Rider (11/17/15)
Blocks: 1, three times


Career Highs

Points: 16 vs. Sacred Heart (12/22/12)
Minutes: 33, twice
FGM: 6, twice
FGA: 9, twice
3PM: 2 at Villanova (12/13/15)
3PA: 3, twice
FTM: 4, three times
FTA: 5 at Hartford (11/20/12)
Rebounds: 12 at Hartford (11/20/12)
Assists: 3 at Penn (11/25/15)
Steals: 3 at Towson (12/20/14)
Blocks: 2 at Towson (12/20/14)

TV/RADIO ROSTER



#1 JOHNNIE SHULER
5-11/170/Sr./G
Washington, D.C.
Theodore Roosevelt




#2 AMAR STUKES
6-2/185/R-So./G
Philadelphia, Pa.
La Salle College HS




#3 CLEON ROBERTS
6-6/180/R-Jr./G
Miami, Fla.
Georgia Southern



#4 HANK DAVIS
5-11/165/Jr./G
Cherry Hill, N.J.
Cherry Hill East



#5 TONY WASHINGTON
6-10/220/R-So./C
Detroit, Mich.
Miller School (Va.)



#11 O.J. LEWIS
6-0/180/Sr./G
Mitchelville, Md.
Riverdale Baptist




#12 YEVGEN SAKHNIUK
6-7/235/Sr./F
Kiev, Ukraine
GBA Sparta




#14 KARL HARRIS
6-5/170/Fr./G
Chicago, Ill.
De La Salle




#21 JORDAN PRICE
6-5/230/R-Jr./G
Decatur, Ga.
Auburn



#23 DUSAN MAJSTOROVIC
6-5/195/Fr./G
Novi Sad, Serbia
Lee Academy (Maine)



#35 ROHAN BROWN
6-6/215/R-Sr./G/F
Hartford, Conn.
East Catholic



DEMETRIUS HENRY
6-9/225/Jr./F-C
Miami, Fla.
South Carolina



POOKIE POWELL
6-0/185/Sr./G
Orlando, Fla.
Memphis



B.J. JOHNSON
6-7/185/Jr./G
Philadelphia, Pa.
Syracuse



DR. JOHN GIANNINI
Head Coach
12th season
North Central '84



HORACE OWENS
Assistant Coach
12th season
Rhode Island '83



WILL BAILEY
Assistant Coach
6th season
UAB '98



SEAN NEAL
Assistant Coach
8th season
La Salle '07



MATT BLOOM
Director of Operations
4th season
Penn '04



MATT SHEEHAN
Player Dev./Strength
2nd season
La Salle '11



THE LAST TIME LA SALLE...

Scored 100 Points

12/22/12 vs. Sacred Heart (100)

Scored 90 Points

11/9/13 vs. Manhattan (90)

Scored 50 or fewer points

2/25/15 at Fordham (48)

Allowed 100 points

2/22/11 at Xavier (100)

Allowed 90 points

1/25/14 vs. VCU (97)

Allowed less than 50 points

1/27/15 vs. Saint Joseph's (1/27/15)

Won by 20 points

12/22/12 vs. Sacred Heart (100-71)

Won by 30 points

11/28/15 at Rowan (81-51)

Won eight straight games

1989-90 (1/9/90 - 3/15/90)

Won seven straight games

2005-06 (1/29/06 - 2/18/06)

Won six straight games

2011-12 (12/22/11 - 1/10/12)

Won five straight games

2013-14 (1/4/14 - 1/18/14)

Won four straight games

2013-14 (11/15/14 - 11/25/14)

Played an overtime game

2/22/15 at Saint Louis (64-68)

Played a double-overtime game

2/11/15 at VCU (74-69)

Played a triple-OT game

1/9/08 vs. Richmond

Played a quadruple-OT game

12/18/05 at Central Connecticut St.

THE LAST TIME AN EXPLORER...

Scored 40+ points

12/18/05, Steven Smith at CCSU (41)

Scored 30+ points

12/2/15, Jordan Price vs. Hofstra (37)

Grabbed 15+ rebounds

2/11/15, Jordan Price at VCU (18)

Had 10+ assists

12/20/12, Ramon Galloway vs. Iona (10)

Had six+ steals

1/22/15, Amar Stukes at Rhode Island (7)

Had seven+ blocks

11/20/10, Aaric Murray vs. Morgan State (9)

Made five or more threes

11/23/15, Jordan Price vs. Lafayette (6)

Shot 100% FG (minimum 6 made)

1/3/15, Jerrell Wright at George Mason (6-6)

Shot 100% 3FG (minimum 4 made)

1/11/09, Ruben Guillandeaux vs. Temple (4-4)

Shot 100% FT (minimum 8 made)

11/22/14, Jordan Price vs. Saint Peter's (9-9)

BOX SCORES

GAME 1: LA SALLE 78, TOWSON 76
NOVEMBER 14, 2015 / TOM GOLA ARENA

Official Basketball Box Score -- Game Totals -- Final Statistics
 Towson vs La Salle
 11/14/15 3:05 p.m. at Philadelphia, Pa.

Towson 76 • 0-1

#	Player	Total			3-Ptr			Rebounds			PF	TP	A	TO	Blk	Stl	Min
		FG-FGA	FG-FGA	FT-FTA	FG-FGA	FG-FGA	FT-FTA	Off	Def	Tot							
15	Parker-Rivera, Timaj	r	3-7	0-0	2-3	3	5	8	4	8	1	3	1	0	29		
23	Morsell, Mike	r	2-13	0-5	9-10	0	2	2	4	13	5	0	0	2	37		
24	Adala Moto, William	r	8-18	1-5	11-14	3	6	9	3	28	2	5	0	1	35		
05	Foster, Walter	c	0-4	0-0	0-1	5	7	12	4	0	2	2	0	0	31		
01	Hawkins, Byron	g	4-8	4-6	1-2	0	1	1	3	13	4	0	0	0	33		
00	Ivory, Josh	g	1-2	1-1	0-0	0	0	0	0	3	1	0	0	0	9		
02	McNeil, Jordan	g	1-3	0-1	0-0	0	0	0	1	2	0	0	0	0	10		
10	Davis, John	g	4-6	1-1	0-3	4	4	8	3	9	1	1	1	1	16		
	Team					4	1	5	1								
Totals			23-61	7-19	23-33	19	26	45	23	76	16	11	4	4	200		

FG % 1st Half: 11-35 31.4% 2nd half: 12-26 46.2% Game: 23-61 37.7%
 3FG % 1st Half: 3-10 30.0% 2nd half: 4-9 44.4% Game: 7-19 36.8%
 FT % 1st Half: 14-17 82.4% 2nd half: 9-16 56.3% Game: 23-33 69.7%

La Salle 78 • 1-0

#	Player	Total			3-Ptr			Rebounds			PF	TP	A	TO	Blk	Stl	Min
		FG-FGA	FG-FGA	FT-FTA	FG-FGA	FG-FGA	FT-FTA	Off	Def	Tot							
35	BROWN, Rohan	r	1-2	0-0	2-2	1	1	2	5	4	0	1	0	1	13		
01	SHULER, Johnnie	g	4-10	2-7	5-6	0	5	5	2	15	2	0	0	1	40		
02	STUKES, Amar	g	1-9	0-1	4-4	0	1	1	5	6	4	1	0	0	28		
03	ROBERTS, Cleon	g	3-6	3-4	2-2	0	5	5	3	11	0	2	0	0	35		
21	PRICE, Jordan	g	7-13	4-8	9-11	1	5	6	2	27	2	1	0	1	39		
12	SAKHNIUK, Yevgen	g	5-5	0-0	1-3	1	2	3	4	11	0	1	0	0	15		
23	MAJSTOROVIC, Dusan	g	1-7	0-6	2-2	0	3	3	3	4	3	2	2	1	30		
	Team					3	4	7									
Totals			22-52	9-26	25-30	6	26	32	24	78	11	8	2	4	200		

FG % 1st Half: 13-27 48.1% 2nd half: 9-25 36.0% Game: 22-52 42.3%
 3FG % 1st Half: 6-14 42.9% 2nd half: 3-12 25.0% Game: 9-26 34.6%
 FT % 1st Half: 13-15 86.7% 2nd half: 12-15 80.0% Game: 25-30 83.3%

Officials: Jerry Heater, Tim Comer, Ron Tyburski
 Technical fouls: Towson-TEAM, La Salle-None.
 Attendance: 3400

Score by periods	1st	2nd	Total
Towson	39	37	76
La Salle	45	33	78

Last FG - TOWSON 2nd-00:01, LAS 2nd-00:40.
 Largest lead - TOWSON by 1 2nd-04:22, LAS by 12 1st-09:59.
 TOWSON led for 00:59, LAS led for 34:14. Game was tied for 04:47.

Points	In	Off	2nd	Fast	Bench
TOWSO	Paint	T/O	Chance	Break	
LAS	26	5	20	3	14
LAS	24	17	5	5	15

Score tied - 3 times.
 Lead changed - 2 times.

GAME 2: LA SALLE 73, RIDER 60
NOVEMBER 17, 2015 / TOM GOLA ARENA



Official Basketball Box Score -- Game Totals -- Final Statistics
 Rider vs La Salle
 11/17/15 7:05 p.m. at Philadelphia, Pa. (Tom Gola Arena)



Rider 60 • 0-2

#	Player	Total			3-Ptr			Rebounds			PF	TP	A	TO	Blk	Stl	Min
		FG-FGA	FG-FGA	FT-FTA	FG-FGA	FG-FGA	FT-FTA	Off	Def	Tot							
00	Thomas, Kahlil	r	1-1	0-0	0-0	1	5	6	0	2	1	4	0	0	17		
11	Lundy, Xavier	r	9-14	1-3	0-1	2	2	4	3	19	0	2	0	1	33		
02	Sadler, Zedric	g	3-11	1-5	2-2	3	3	6	3	9	4	2	2	4	34		
03	Taylor, Jimmie	g	5-11	1-4	2-2	0	2	2	1	13	2	1	0	0	31		
05	Okereafor, Teddy	g	1-6	0-3	0-0	1	0	1	1	2	2	3	1	1	22		
10	Ives, Kealen	g	2-5	1-3	0-0	0	1	1	1	5	2	0	0	0	20		
12	Durham, Anthony	g	0-0	0-0	0-0	0	0	0	0	0	0	0	0	0	3		
14	Valentine, Shawn	g	2-4	0-1	0-0	1	0	1	2	4	3	2	0	0	15		
15	Alford, Khalil	g	0-1	0-0	0-0	0	0	0	0	2	0	0	0	0	6		
25	James, Lacey	g	0-0	0-0	0-0	0	0	0	1	0	0	0	0	0	3		
32	Grant, Kenny	g	3-3	0-0	0-0	1	4	5	2	6	0	1	0	0	16		
	Team					1	3	4									
Totals			26-56	4-19	4-5	10	20	30	16	60	14	15	3	6	200		

FG % 1st Half: 12-27 44.4% 2nd half: 14-29 48.3% Game: 26-56 46.4%
 3FG % 1st Half: 1-11 9.1% 2nd half: 3-8 37.5% Game: 4-19 21.1%
 FT % 1st Half: 2-3 66.7% 2nd half: 2-2 100.0% Game: 4-5 80.0%

La Salle 73 • 2-0

#	Player	Total			3-Ptr			Rebounds			PF	TP	A	TO	Blk	Stl	Min
		FG-FGA	FG-FGA	FT-FTA	FG-FGA	FG-FGA	FT-FTA	Off	Def	Tot							
35	BROWN, Rohan	r	2-3	0-0	0-0	0	3	3	1	4	2	1	0	2	33		
01	SHULER, Johnnie	g	5-10	2-7	2-2	1	7	8	2	14	4	5	0	3	37		
02	STUKES, Amar	g	1-6	0-1	0-0	0	3	3	1	2	6	1	0	1	40		
03	ROBERTS, Cleon	g	7-10	3-6	1-2	1	2	3	2	18	2	1	0	3	38		
21	PRICE, Jordan	g	11-22	2-9	4-5	4	4	4	2	28	3	0	1	1	35		
12	SAKHNIUK, Yevgen	g	2-3	0-0	0-0	0	0	0	0	4	1	0	0	1	10		
23	MAJSTOROVIC, Dusan	g	1-1	1-1	0-0	0	1	1	2	3	0	0	0	0	7		
	Team					4	1	5									
Totals			29-55	8-24	7-9	6	21	27	10	73	18	9	0	11	200		

FG % 1st Half: 16-31 51.6% 2nd half: 13-24 54.2% Game: 29-55 52.7%
 3FG % 1st Half: 6-16 37.5% 2nd half: 2-8 25.0% Game: 8-24 33.3%
 FT % 1st Half: 1-2 50.0% 2nd half: 6-7 85.7% Game: 7-9 77.8%

Officials: Paul Fala, D.J. Carstensen, Matt Potter
 Technical fouls: Rider-None, La Salle-None.
 Attendance: 1611

Score by periods	1st	2nd	Total
Rider	27	33	60
La Salle	39	34	73

Last FG - RID 2nd-01:34, LAS 2nd-01:50.
 Largest lead - RID by 2 1st-19:29, LAS by 21 2nd-14:32.
 RID led for 02:00, LAS led for 34:41. Game was tied for 03:19.

GAME 3: LA SALLE 83, LAFAYETTE 75
NOVEMBER 23, 2015 / TOM GOLA ARENA



Official Basketball Box Score -- Game Totals -- Final Statistics
 Lafayette vs La Salle
 11/23/15 7:05 p.m. at Philadelphia, Pa. (Tom Gola Arena)



Lafayette 75 • 1-3

#	Player	Total			3-Ptr			Rebounds			PF	TP	A	TO	Blk	Stl	Min
		FG-FGA	FG-FGA	FT-FTA	FG-FGA	FG-FGA	FT-FTA	Off	Def	Tot							
13	Klinevski, Matt	r	9-13	0-0	5-5	1	3	4	3	23	2	2	1	1	27		
34	Freeland, Ben	r	2-3	0-0	0-0	1	0	1	2	4	1	0	0	1	12		
04	Stafford, Eric	g	0-1	0-1	0-0	0	1	1	0	0	2	2	0	1	12		
11	Lindner, Nick	g	2-7	0-0	3-4	0	1	1	3	7	8	1	0	0	30		
21	Rufer, Zach	g	1-5	1-4	1-3	0	1	1	1	4	1	1	0	2	21		
03	Orender, Jacob	g	1-1	1-1	0-0	0	0	0	1	3	0	0	0	0	2		
12	Evans, Auston	g	1-2	0-1	2-2	0	1	1	0	4	0	0	0	0	8		
14	Scott, Bryce	g	3-7	2-4	2-3	0	2	2	1	10	1	3	0	0	29		
24	Barlow, Tyler	g	1-3	0-0	2-2	3	3	6	3	4	1	0	2	0	12		
32	Boykins, Monty	g	1-7	1-4	0-0	1	1	2	2	3	1	2	0	0	17		
33	Zalys, Paulius	g	5-7	0-0	3-5	0	3	3	1	13	3	0	0	1	22		
54	Musters, Nathaniel	g	0-0	0-0	0-0	0	0	0	1	0	0	2	0	1	8		
	Team					1	2	3									
Totals			26-56	5-15	18-24	7	18	25	18	75	20	13	3	7	200		

FG % 1st Half: 12-27 44.4% 2nd half: 14-29 48.3% Game: 26-56 46.4%
 3FG % 1st Half: 3-7 42.9% 2nd half: 2-8 25.0% Game: 5-15 33.3%
 FT % 1st Half: 14-18 77.8% 2nd half: 4-6 66.7% Game: 18-24 75.0%

La Salle 83 • 3-0

#	Player	Total			3-Ptr			Rebounds			PF	TP	A	TO	Blk	Stl	Min
		FG-FGA	FG-FGA	FT-FTA	FG-FGA	FG-FGA	FT-FTA	Off	Def	Tot							
35	BROWN, Rohan	r	2-5	0-1	2-3	6	5	11	2	6	0	2	1	1	30		
01	SHULER, Johnnie	g	3-8	1-5	2-2	0	5	5	3	9	5	3	0	1	39		
02	STUKES, Amar	g	3-9	0-2	0-0	1	2	3	4	6	6	0	0	1	23		
03	ROBERTS, Cleon	g	3-12	2-9	2-2	2	2	4	2	10	2	1	0	2	33		
21	PRICE, Jordan	g	11-14	6-8	5-7	0	3	3	2								

GAME 5: LA SALLE 81, ROWAN 51
NOVEMBER 28, 2015 / ESBY GYM



Official Basketball Box Score -- Game Totals -- Final Statistics
La Salle vs Rowan University
 11/28/15 3:00 p.m. at Glassboro, NJ (Esby Gym)



La Salle 81 • 4-1

#	Player	Total			3-Ptr			Rebounds			PF	TP	A	TO	Bk	Stl	Min
		FG	FGA	FT	FTA	Off	Def	Tot									
05	WASHINGTON, Tony	r	1-7	0-0	5-5	0	11	11	3	7	0	3	2	2	2	27	
01	SHULER, Johnnie	g	4-7	3-5	0-0	0	4	4	2	11	1	2	0	1	2	22	
03	ROBERTS, Cleon	g	3-7	1-2	0-0	1	2	3	1	7	1	2	2	3	2	28	
21	PRICE, Jordan	g	7-14	5-7	0-2	1	5	6	3	19	5	3	1	3	29		
35	BROWN, Rohan	g	6-9	1-3	1-1	3	2	5	0	14	0	1	1	1	23		
02	STUKES, Amar	g	5-6	0-0	1-2	0	4	4	2	11	1	2	0	3	21		
04	DAVIS, Hank	g	0-0	0-0	0-0	0	0	0	1	0	0	0	0	0	4		
11	LEWIS, O.J.	g	0-3	0-0	0-0	1	1	2	0	0	0	1	0	1	4		
12	SAKHNIUK, Yevgen	g	3-3	0-0	2-2	1	0	1	5	8	1	6	0	3	19		
14	HARRIS, Karl	g	1-5	0-3	0-0	1	4	5	2	2	1	1	0	0	13		
23	MAJSTOROVIC, Dusan	g	1-2	0-1	0-0	0	2	2	2	2	1	0	0	0	10		
Team						2	1	3									
Totals			31-63	10-21	9-12	10	36	46	21	81	11	21	6	17	200		

FG % 1st Half: 16-32 50.0% 2nd half: 15-31 48.4% Game: 31-63 49.2% Deadball Rebounds 2
 3FG % 1st Half: 5-10 50.0% 2nd half: 5-11 45.5% Game: 10-21 47.6%
 FT % 1st Half: 1-4 25.0% 2nd half: 8-8 100.0% Game: 9-12 75.0%

Rowan University 51 • 2-5

#	Player	Total			3-Ptr			Rebounds			PF	TP	A	TO	Bk	Stl	Min
		FG	FGA	FT	FTA	Off	Def	Tot									
30	Chris Gross	r	3-13	0-1	0-0	2	3	5	2	6	0	3	0	0	0	25	
54	Dan Brogan	c	1-1	0-0	0-2	1	1	2	3	2	0	2	0	0	0	22	
04	Rob DePersia	g	1-3	1-1	4-8	1	1	2	0	7	5	3	0	4	31		
15	Kris O'Connor	g	3-13	1-4	0-0	2	1	3	1	7	1	3	0	0	22		
21	Nick DePersia	g	1-7	1-6	0-0	1	4	5	1	3	5	4	0	2	26		
03	TJ Booth	g	2-5	0-2	0-0	0	2	2	1	4	0	0	0	0	11		
10	Joey Montalvo	g	0-1	0-0	0-0	0	0	0	0	0	1	1	0	0	5		
11	Darryl Robinson	g	0-1	0-1	0-0	0	2	2	0	0	0	0	0	0	3		
13	Josh Borrelli	g	2-4	1-3	0-0	0	2	2	1	5	0	1	0	0	14		
14	Ben Hills	g	0-1	0-1	0-0	1	1	2	0	0	1	0	0	0	3		
22	Elron Robinson	g	0-0	0-0	0-0	0	0	0	1	0	0	0	0	0	2		
23	Shawn Wilson	g	3-11	0-3	3-6	1	3	4	4	9	1	3	0	1	24		
24	Gary Carthan	g	0-0	0-0	0-0	0	0	0	0	0	0	1	0	1	5		
25	Tommy Smerciak	g	3-3	0-0	2-4	2	2	4	0	8	0	0	0	1	5		
50	Luke Leverick	g	0-0	0-0	0-0	0	0	0	0	0	1	0	0	0	2		
Team						4	1	5									
Totals			19-63	4-22	9-20	15	23	38	14	51	15	21	0	9	200		

FG % 1st Half: 9-33 27.3% 2nd half: 10-30 33.3% Game: 19-63 30.2% Deadball Rebounds 4
 3FG % 1st Half: 4-13 30.8% 2nd half: 0-9 0.0% Game: 4-22 18.2%
 FT % 1st Half: 6-10 60.0% 2nd half: 3-10 30.0% Game: 9-20 45.0%

Officials: Art Jackson, Bryan Scipio and David Niven
 Technical fouls: La Salle-None. Rowan University-None.
 Attendance: 1150

Score by periods	1st	2nd	Total
La Salle	38	43	81
Rowan University	28	23	51

	In	Off	2nd	Fast	Bench
Points	Paint	T/O	Chance	Break	
LAS	36	25	14	18	23
ROW	24	16	8	4	26

Last FG - LAS 2nd-00:46, ROW 2nd-01:05.
 Largest lead - LAS by 34 2nd-01:59, ROW by 3 1st-14:09.
 LAS led for 33:24. ROW led for 02:47. Game was tied for 03:49.

Score tied - 3 times.
 Lead changed - 2 times.

GAME 7: DREXEL 66, LA SALLE 53
DECEMBER 5, 2015 / GOLA ARENA



Official Basketball Box Score -- Game Totals -- Final Statistics
Drexel vs La Salle
 12/05/15 2:05 p.m. at Philadelphia, Pa. (Tom Gola Arena)



Drexel 66 • 1-6

#	Player	Total			3-Ptr			Rebounds			PF	TP	A	TO	Bk	Stl	Min
		FG	FGA	FT	FTA	Off	Def	Tot									
24	Williams, Rodney	r	4-8	0-0	6-6	5	8	13	4	14	1	2	2	0	30		
32	Abif, Kazembe	r	1-4	0-0	0-0	1	1	2	1	2	1	0	0	0	10		
11	Allen, Tavon	g	7-11	3-3	8-8	1	2	3	4	25	0	2	0	0	36		
12	Allen, Terrell	g	2-8	0-2	5-6	0	4	4	3	9	3	2	0	2	38		
13	London, Rashann	g	5-14	0-2	2-4	0	4	4	1	12	3	1	0	1	36		
02	Mojica, Sammy	g	1-5	0-3	0-0	2	2	4	2	2	2	1	0	2	26		
15	Bah, Mohamed	g	1-4	0-1	0-0	1	3	4	2	2	1	3	0	0	19		
55	Myles, Tyshawn	g	0-0	0-0	0-0	0	2	2	3	0	0	2	0	1	5		
Team						2	3	5			2						
Totals			21-54	3-11	21-24	12	29	41	20	66	11	15	2	6	200		

FG % 1st Half: 13-26 50.0% 2nd half: 8-28 28.6% Game: 21-54 38.9% Deadball Rebounds 0.1
 3FG % 1st Half: 2-6 33.3% 2nd half: 1-5 20.0% Game: 3-11 27.3%
 FT % 1st Half: 9-10 90.0% 2nd half: 12-14 85.7% Game: 21-24 87.5%

La Salle 53 • 4-3

#	Player	Total			3-Ptr			Rebounds			PF	TP	A	TO	Bk	Stl	Min
		FG	FGA	FT	FTA	Off	Def	Tot									
05	WASHINGTON, Tony	r	2-3	0-0	0-2	1	3	4	3	4	0	0	5	1	25		
35	BROWN, Rohan	r	3-3	0-0	1-2	3	5	8	4	7	1	1	0	1	33		
01	SHULER, Johnnie	g	1-6	1-3	4-4	1	5	6	4	7	3	3	0	1	37		
03	ROBERTS, Cleon	g	4-10	2-5	1-2	2	3	5	4	11	1	4	1	5	39		
21	PRICE, Jordan	g	5-14	1-5	8-13	1	3	4	19	2	5	0	0	3	37		
02	STUKES, Amar	g	1-8	0-3	1-4	0	2	2	3	1	2	0	1	2	22		
12	SAKHNIUK, Yevgen	g	1-2	0-0	0-0	0	1	1	0	2	1	1	0	0	5		
14	HARRIS, Karl	g	0-0	0-0	0-0	0	0	0	0	0	0	0	0	0	1		
23	MAJSTOROVIC, Dusan	g	0-0	0-0	0-0	0	0	0	0	0	0	0	0	0	1		
Team						0	2	2			1						
Totals			17-46	4-16	15-27	8	24	32	21	53	9	17	6	9	200		

FG % 1st Half: 11-27 40.7% 2nd half: 6-19 31.6% Game: 17-46 37.0% Deadball Rebounds 3
 3FG % 1st Half: 3-11 27.3% 2nd half: 1-5 20.0% Game: 4-16 25.0%
 FT % 1st Half: 6-10 60.0% 2nd half: 9-17 52.9% Game: 15-27 55.6%

Officials: Dennis Allocco, Bernard Clinton, Andrew Marotta
 Technical fouls: Drexel-None. La Salle-None.
 Attendance: 2004

Score by periods	1st	2nd	Total
Drexel	37	29	66
La Salle	31	22	53

	In	Off	2nd	Fast	Bench
Points	Paint	T/O	Chance	Break	
DREXEL	26	17	10	4	4
LAS	22	13	9	4	5

Last FG - DREXEL 2nd-02:34, LAS 2nd-12:54.
 Largest lead - DREXEL by 14 2nd-01:24, LAS by 6 1st-15:26.
 DREXEL led for 26:52. LAS led for 12:05. Game was tied for 01:03.

Score tied - 2 times.
 Lead changed - 7 times.

GAME 6: HOFSTRA 84, LA SALLE 80
DECEMBER 2, 2015 / GOLA ARENA



Official Basketball Box Score -- Game Totals -- Final Statistics
Hofstra vs La Salle
 12/02/15 7:05 p.m. at Philadelphia, Pa. (Tom Gola Arena)



Hofstra 84 • 5-2

#	Player	Total			3-Ptr			Rebounds			PF	TP	A	TO	Bk	Stl	Min
		FG	FGA	FT	FTA	Off	Def	Tot									
02	Tanksley, Ameen	r	4-9	1-3	3-4	2	2	4	3	12	3	3	0	0	34		
12	Koon, Denton	r	4-6	2-3	2-2	3	7	10	1	12	1	2	1	0	37		
11	Gustys, Rokas	c	4-4	0-0	2-4	2	7	9	4	10	0	4	1	3	27		
01	Green, Juan'ya	g	2-12	0-5	6-6	0	1	1	2	10	8	4	0	0	34		
14	Bernardi, Brian	g	5-10	4-8	8-8	0	2	2	3	22	1	3	1	3	32		
00	Nichols, Malik	g	2-4	0-0	0-2	2	3	5	5	4	3	1	0	0	16		
03	Wright-Foreman, J.	g	2-2	0-0	0-0	0	0	0	0	4	0	0	0	0	4		
04	Buie, Desure	g	4-5	2-2	0-0	0	0	0	2	10	1	1	0	0	16		
Team						1	2	3									
Totals			27-52	9-21	21-26	10	24	34	20	84	17	18	3	6	200		

FG % 1st Half: 17-33 51.5% 2nd half: 10-19 52.6% Game: 27-52 51.9% Deadball Rebounds 3
 3FG % 1st Half: 7-14 50.0% 2nd half: 2-7 28.6% Game: 9-21 42.9%
 FT % 1st Half: 3-6 50.0% 2nd



2015-16 La Salle Men's Basketball
La Salle Team High/Low Analysis (as of Dec 17, 2015)
All games



La Salle - TEAM GAME HIGHS

POINTS	83	LAFAYETTE (11/23/15)
	81	at Rowan (11/28/15)
	80	HOFSTRA (12/02/15)
	78	TOWSON (11/14/15)
	73	RIDER (11/17/15)
FIELD GOALS MADE	32	HOFSTRA (12/02/15)
	31	at Rowan (11/28/15)
FIELD GOAL ATTEMPTS	63	HOFSTRA (12/02/15)
	63	at Rowan (11/28/15)
	63	at Penn (11/25/15)
	63	LAFAYETTE (11/23/15)
FIELD GOAL PERCENTAGE	.527 (29-55)	RIDER (11/17/15)
	.508 (32-63)	HOFSTRA (12/02/15)
3 PT FIELD GOALS MADE	10	at Rowan (11/28/15)
	9	LAFAYETTE (11/23/15)
	9	TOWSON (11/14/15)
3 PT FG ATTEMPTS	26	HOFSTRA (12/02/15)
	26	LAFAYETTE (11/23/15)
	26	TOWSON (11/14/15)
3 PT FG PERCENTAGE	.476 (10-21)	at Rowan (11/28/15)
	.381 (8-21)	at Penn (11/25/15)
FREE THROWS MADE	25	TOWSON (11/14/15)
	15	DREXEL (12/05/15)
FREE THROW ATTEMPTS	30	TOWSON (11/14/15)
	27	DREXEL (12/05/15)
FREE THROW PERCENTAGE	1.000 (10-10)	at Penn (11/25/15)
	.833 (25-30)	TOWSON (11/14/15)
REBOUNDS	46	at Rowan (11/28/15)
	43	LAFAYETTE (11/23/15)
ASSISTS	19	LAFAYETTE (11/23/15)
	18	RIDER (11/17/15)
STEALS	17	at Rowan (11/28/15)
	11	at #9/6 Villanova (12/13/15)
	11	RIDER (11/17/15)
BLOCKED SHOTS	6	DREXEL (12/05/15)
	6	at Rowan (11/28/15)
TURNOVERS	21	at Rowan (11/28/15)
	17	DREXEL (12/05/15)
	17	LAFAYETTE (11/23/15)
FOULS	24	TOWSON (11/14/15)
	21	DREXEL (12/05/15)
	21	at Rowan (11/28/15)
	21	LAFAYETTE (11/23/15)



2015-16 La Salle Men's Basketball
La Salle High/Low Analysis (as of Dec 17, 2015)
All games



Opponent - GAME HIGHS

POINTS	84	HOFSTRA (12/02/15)
	80	at Penn (11/25/15)
	76	at #9/6 Villanova (12/13/15)
	76	TOWSON (11/14/15)
	75	LAFAYETTE (11/23/15)
FIELD GOALS MADE	32	at Penn (11/25/15)
	28	at #9/6 Villanova (12/13/15)
FIELD GOAL ATTEMPTS	65	at Penn (11/25/15)
	63	at Rowan (11/28/15)
FIELD GOAL PERCENTAGE	.549 (28-51)	at #9/6 Villanova (12/13/15)
	.519 (27-52)	HOFSTRA (12/02/15)
3 PT FIELD GOALS MADE	13	at #9/6 Villanova (12/13/15)
	9	HOFSTRA (12/02/15)
3 PT FG ATTEMPTS	28	at #9/6 Villanova (12/13/15)
	22	at Rowan (11/28/15)
3 PT FG PERCENTAGE	.464 (13-28)	at #9/6 Villanova (12/13/15)
	.429 (9-21)	HOFSTRA (12/02/15)
FREE THROWS MADE	23	TOWSON (11/14/15)
	21	DREXEL (12/05/15)
	21	HOFSTRA (12/02/15)
FREE THROW ATTEMPTS	33	TOWSON (11/14/15)
	26	HOFSTRA (12/02/15)
FREE THROW PERCENTAGE	1.000 (7-7)	at #9/6 Villanova (12/13/15)
	.875 (21-24)	DREXEL (12/05/15)
REBOUNDS	45	TOWSON (11/14/15)
	44	at Penn (11/25/15)
ASSISTS	24	at #9/6 Villanova (12/13/15)
	20	LAFAYETTE (11/23/15)
STEALS	9	at Rowan (11/28/15)
	7	at #9/6 Villanova (12/13/15)
	7	LAFAYETTE (11/23/15)
BLOCKED SHOTS	6	at #9/6 Villanova (12/13/15)
	4	at Penn (11/25/15)
	4	TOWSON (11/14/15)
TURNOVERS	21	at Rowan (11/28/15)
	18	HOFSTRA (12/02/15)
FOULS	23	TOWSON (11/14/15)
	20	DREXEL (12/05/15)
	20	HOFSTRA (12/02/15)



2015-16 La Salle Men's Basketball
La Salle High/Low Analysis (as of Dec 17, 2015)
All games



La Salle - GAME LOWS

POINTS	47		at #9/6 Villanova (12/13/15)
	53		DREXEL (12/05/15)
	64		at Penn (11/25/15)
	73		RIDER (11/17/15)
	78		TOWSON (11/14/15)
FIELD GOALS MADE	17		DREXEL (12/05/15)
	17		at #9/6 Villanova (12/13/15)
FIELD GOAL ATTEMPTS	46		DREXEL (12/05/15)
	52		TOWSON (11/14/15)
	52		at #9/6 Villanova (12/13/15)
FIELD GOAL PERCENTAGE	.327	(17-52)	at #9/6 Villanova (12/13/15)
	.365	(23-63)	at Penn (11/25/15)
3 PT FIELD GOALS MADE	4		DREXEL (12/05/15)
	7		at #9/6 Villanova (12/13/15)
3 PT FG ATTEMPTS	16		DREXEL (12/05/15)
	19		at #9/6 Villanova (12/13/15)
3 PT FG PERCENTAGE	.250	(4-16)	DREXEL (12/05/15)
	.308	(8-26)	HOFSTRA (12/02/15)
FREE THROWS MADE	6		at #9/6 Villanova (12/13/15)
	7		RIDER (11/17/15)
FREE THROW ATTEMPTS	9		RIDER (11/17/15)
	10		at Penn (11/25/15)
FREE THROW PERCENTAGE	.462	(6-13)	at #9/6 Villanova (12/13/15)
	.500	(8-16)	HOFSTRA (12/02/15)
REBOUNDS	23		at #9/6 Villanova (12/13/15)
	27		RIDER (11/17/15)
ASSISTS	9		at Penn (11/25/15)
	9		DREXEL (12/05/15)
	9		at #9/6 Villanova (12/13/15)
STEALS	4		TOWSON (11/14/15)
	8		LAFAYETTE (11/23/15)
	8		HOFSTRA (12/02/15)
BLOCKED SHOTS	0		RIDER (11/17/15)
	2		TOWSON (11/14/15)
	2		HOFSTRA (12/02/15)
TURNOVERS	8		TOWSON (11/14/15)
	9		RIDER (11/17/15)
FOULS	9		at #9/6 Villanova (12/13/15)
	10		RIDER (11/17/15)



2015-16 La Salle Men's Basketball
La Salle High/Low Analysis (as of Dec 17, 2015)
All games



Opponent - GAME LOWS

POINTS	51		at Rowan (11/28/15)
	60		RIDER (11/17/15)
	66		DREXEL (12/05/15)
	75		LAFAYETTE (11/23/15)
	76		TOWSON (11/14/15)
	76		at #9/6 Villanova (12/13/15)
FIELD GOALS MADE	19		at Rowan (11/28/15)
	21		DREXEL (12/05/15)
FIELD GOAL ATTEMPTS	51		at #9/6 Villanova (12/13/15)
	52		HOFSTRA (12/02/15)
FIELD GOAL PERCENTAGE	.302	(19-63)	at Rowan (11/28/15)
	.377	(23-61)	TOWSON (11/14/15)
3 PT FIELD GOALS MADE	3		DREXEL (12/05/15)
	4		RIDER (11/17/15)
	4		at Rowan (11/28/15)
3 PT FG ATTEMPTS	11		DREXEL (12/05/15)
	15		LAFAYETTE (11/23/15)
3 PT FG PERCENTAGE	.182	(4-22)	at Rowan (11/28/15)
	.211	(4-19)	RIDER (11/17/15)
FREE THROWS MADE	4		RIDER (11/17/15)
	7		at #9/6 Villanova (12/13/15)
FREE THROW ATTEMPTS	5		RIDER (11/17/15)
	7		at #9/6 Villanova (12/13/15)
FREE THROW PERCENTAGE	.450	(9-20)	at Rowan (11/28/15)
	.500	(8-16)	at Penn (11/25/15)
REBOUNDS	25		LAFAYETTE (11/23/15)
	30		RIDER (11/17/15)
ASSISTS	11		DREXEL (12/05/15)
	14		RIDER (11/17/15)
STEALS	3		at Penn (11/25/15)
	4		TOWSON (11/14/15)
BLOCKED SHOTS	0		at Rowan (11/28/15)
	2		DREXEL (12/05/15)
TURNOVERS	11		TOWSON (11/14/15)
	11		at Penn (11/25/15)
FOULS	11		at Penn (11/25/15)
	12		at #9/6 Villanova (12/13/15)



2015-16 La Salle Men's Basketball
La Salle Player High/Low Analysis (as of Dec 17, 2015)
All games



La Salle - INDIVIDUAL GAME HIGHS

Points	37		PRICE, Jordan vs Hofstra (12/02/15)
	33		PRICE, Jordan vs Lafayette (11/23/15)
	28		PRICE, Jordan vs Rider (11/17/15)
	27		PRICE, Jordan vs Towson (11/14/15)
	20		ROBERTS, Cleon at Penn (11/25/15)
Field Goals Made	15		PRICE, Jordan vs Hofstra (12/02/15)
	11		PRICE, Jordan vs Lafayette (11/23/15)
	11		PRICE, Jordan vs Rider (11/17/15)
Field Goal Att.	22		PRICE, Jordan vs Hofstra (12/02/15)
	22		PRICE, Jordan vs Rider (11/17/15)
FG Pct (min 5 made)	1.000	(5-5)	SAKHNIUK, Yevgen vs Towson (11/14/15)
	.833	(5-6)	STUKES, Amar at Rowan (11/28/15)
3-Point FG Made	7		PRICE, Jordan vs Hofstra (12/02/15)
	6		PRICE, Jordan vs Lafayette (11/23/15)
3-Point FG Att.	13		PRICE, Jordan vs Hofstra (12/02/15)
	9		ROBERTS, Cleon vs Lafayette (11/23/15)
	9		PRICE, Jordan vs Rider (11/17/15)
3-Pt FG Pct (min 2 made)	.800	(4-5)	ROBERTS, Cleon at Penn (11/25/15)
	.750	(6-8)	PRICE, Jordan vs Lafayette (11/23/15)
	.750	(3-4)	SHULER, Johnnie at #9/6 Villanova (12/13/15)
	.750	(3-4)	ROBERTS, Cleon vs Towson (11/14/15)
Free Throws Made	9		PRICE, Jordan vs Towson (11/14/15)
	8		PRICE, Jordan vs Drexel (12/05/15)
Free Throw Att.	13		PRICE, Jordan vs Drexel (12/05/15)
	11		PRICE, Jordan vs Towson (11/14/15)
FT Pct (min 3 made)	1.000	(6-6)	PRICE, Jordan at Penn (11/25/15)
	1.000	(5-5)	WASHINGTON, Tony at Rowan (11/28/15)
	1.000	(4-4)	SHULER, Johnnie vs Drexel (12/05/15)
	1.000	(4-4)	STUKES, Amar vs Towson (11/14/15)
Rebounds	11		WASHINGTON, Tony at Rowan (11/28/15)
	11		BROWN, Rohan vs Lafayette (11/23/15)
Assists	6		STUKES, Amar vs Lafayette (11/23/15)
	6		STUKES, Amar vs Rider (11/17/15)
Steals	5		ROBERTS, Cleon vs Drexel (12/05/15)
	4		ROBERTS, Cleon at Penn (11/25/15)
Blocked Shots	5		WASHINGTON, Tony vs Drexel (12/05/15)
	3		WASHINGTON, Tony at #9/6 Villanova (12/13/15)
Turnovers	6		SAKHNIUK, Yevgen at Rowan (11/28/15)
	6		PRICE, Jordan vs Lafayette (11/23/15)
Fouls	5		SAKHNIUK, Yevgen at Rowan (11/28/15)
	5		BROWN, Rohan vs Towson (11/14/15)
	5		STUKES, Amar vs Towson (11/14/15)
Minutes	40		PRICE, Jordan vs Hofstra (12/02/15)
	40		ROBERTS, Cleon vs Hofstra (12/02/15)
	40		SHULER, Johnnie at Penn (11/25/15)
	40		STUKES, Amar vs Rider (11/17/15)
	40		SHULER, Johnnie vs Towson (11/14/15)



2015-16 La Salle Men's Basketball
 La Salle Opponent High/Low Analysis (as of Dec 17, 2015)
All games



OPPONENT INDIVIDUAL GAME HIGHS

Points	31		Nelson-Henry, Darien at Penn (11/25/15)
	28		Adala Moto, William vs Towson (11/14/15)
	25		Allen, Tavon vs Drexel (12/05/15)
	23		Klinewski, Matt vs Lafayette (11/23/15)
Field Goals Made	22		Bernardi, Brian vs Hofstra (12/02/15)
	14		Nelson-Henry, Darien at Penn (11/25/15)
	9		Klinewski, Matt vs Lafayette (11/23/15)
	9		Lundy, Xavier vs Rider (11/17/15)
Field Goal Att.	19		Nelson-Henry, Darien at Penn (11/25/15)
	18		Adala Moto, William vs Towson (11/14/15)
FG Pct (min 5 made)	1.000	(5-5)	ARCIDIACONO, Ryan at #9/6 Villanova (12/13/15)
	.750	(6-8)	Jones, Sam at Penn (11/25/15)
3-Point FG Made	4		Bernardi, Brian vs Hofstra (12/02/15)
	4		Jones, Sam at Penn (11/25/15)
3-Point FG Att.	4		Hawkins, Byron vs Towson (11/14/15)
	8		Bernardi, Brian vs Hofstra (12/02/15)
	6		BRUNSON, Jalen at #9/6 Villanova (12/13/15)
	6		Nick DePersia at Rowan (11/28/15)
	6		Jones, Sam at Penn (11/25/15)
	6		Hawkins, Byron vs Towson (11/14/15)
3-Pt FG Pct (min 2 made)	1.000	(3-3)	Allen, Tavon vs Drexel (12/05/15)
	1.000	(2-2)	ARCIDIACONO, Ryan at #9/6 Villanova (12/13/15)
	1.000	(2-2)	Buie, Desure vs Hofstra (12/02/15)
Free Throws Made	11		Adala Moto, William vs Towson (11/14/15)
	9		Morsell, Mike vs Towson (11/14/15)
Free Throw Att.	14		Adala Moto, William vs Towson (11/14/15)
	10		Morsell, Mike vs Towson (11/14/15)
FT Pct (min 3 made)	1.000	(8-8)	Allen, Tavon vs Drexel (12/05/15)
	1.000	(8-8)	Bernardi, Brian vs Hofstra (12/02/15)
	1.000	(6-6)	Williams, Rodney vs Drexel (12/05/15)
	1.000	(6-6)	Green, Juan'ya vs Hofstra (12/02/15)
	1.000	(5-5)	Klinewski, Matt vs Lafayette (11/23/15)
Rebounds	14		Nelson-Henry, Darien at Penn (11/25/15)
	13		Williams, Rodney vs Drexel (12/05/15)
Assists	8		Green, Juan'ya vs Hofstra (12/02/15)
	8		Lindner, Nick vs Lafayette (11/23/15)
Steals	4		Rob DePersia at Rowan (11/28/15)
	4		Sadler, Zedric vs Rider (11/17/15)
Blocked Shots	3		OCHEFU, Daniel at #9/6 Villanova (12/13/15)
	3		BRIDGES, Mikal at #9/6 Villanova (12/13/15)
Turnovers	5		Adala Moto, William vs Towson (11/14/15)
	4		Gustys, Rokas vs Hofstra (12/02/15)
	4		Green, Juan'ya vs Hofstra (12/02/15)
	4		Nick DePersia at Rowan (11/28/15)
	4		Thomas, Kahlil vs Rider (11/17/15)
Fouls	5		Nichols, Malik vs Hofstra (12/02/15)
	4		Allen, Tavon vs Drexel (12/05/15)
	4		Williams, Rodney vs Drexel (12/05/15)
	4		Gustys, Rokas vs Hofstra (12/02/15)
	4		Shawn Wilson at Rowan (11/28/15)
	4		Morsell, Mike vs Towson (11/14/15)
	4		Foster, Walter vs Towson (11/14/15)
	4		Parker-Rivera, Timaj vs Towson (11/14/15)



2015-16 La Salle Men's Basketball
La Salle Combined Team Statistics (as of Dec 13, 2015)
All games



RECORD:	OVERALL	HOME	AWAY	NEUTRAL
ALL GAMES	4-4	3-2	1-2	0-0
CONFERENCE	0-0	0-0	0-0	0-0
NON-CONFERENCE	4-4	3-2	1-2	0-0

#	Player	gp-gs	min	avg	Total			3-Point		F-Throw		Rebounds					pts	avg				
					fg-fga	fg%	3fg-fga	3fg%	ft-fga	ft%	off	def	tot	avg	pf	dq			a	to	blk	stl
21	PRICE, Jordan	8-8	275	34.4	67-132	.508	29-61	.475	34-49	.694	6	29	35	4.4	18	0	23	24	2	12	197	24.6
03	ROBERTS, Cleon	8-8	286	35.8	34-78	.436	15-40	.375	12-20	.600	12	18	30	3.8	20	0	6	18	3	18	95	11.9
01	SHULER, Johnnie	8-8	295	36.9	26-70	.371	15-43	.349	17-18	.944	6	37	43	5.4	21	0	23	21	0	14	84	10.5
05	WASHINGTON, Tony	6-3	137	22.8	15-31	.484	0-0	.000	11-14	.786	6	29	35	5.8	18	0	6	6	15	5	41	6.8
12	SAKHNIUK, Yevgen	8-0	96	12.0	22-29	.759	0-1	.000	3-7	.429	7	10	17	2.1	20	1	5	12	1	5	47	5.9
35	BROWN, Rohan	8-8	203	25.4	19-31	.613	3-7	.429	6-9	.667	21	23	44	5.5	14	1	7	11	3	9	47	5.9
02	STUKES, Amar	8-5	213	26.6	13-63	.206	0-13	.000	8-14	.571	3	17	20	2.5	21	1	24	8	0	11	34	4.3
23	MAJSTOROVIC, Dusa	6-0	54	9.0	3-10	.300	1-8	.125	2-2	1.000	0	6	6	1.0	7	0	4	2	2	1	9	1.5
14	HARRIS, Karl	6-0	31	5.2	2-9	.222	0-6	.000	0-0	.000	1	5	6	1.0	3	0	1	1	0	1	4	0.7
11	LEWIS, O.J.	2-0	5	2.5	0-3	.000	0-0	.000	1-2	.500	1	1	2	1.0	1	0	0	1	0	1	1	0.5
04	DAVIS, Hank	2-0	5	2.5	0-1	.000	0-0	.000	0-0	.000	0	0	0	0.0	1	0	0	0	0	0	0	0.0
Team											17	10	27				4					
Total.....		8	1600		201-457	.440	63-179	.352	94-135	.696	80	185	265	33.1	144	3	99	108	26	77	559	69.9
Opponents.....		8	1600		202-458	.441	53-156	.340	111-155	.716	95	196	291	36.4	134	-	135	117	25	48	568	71.0

TEAM STATISTICS	LAS	OPP	Date	Opponent	Score	Att.
SCORING	559	568	11/14/15	TOWSON	w 78-76	3400
Points per game	69.9	71.0	11/17/15	RIDER	w 73-60	1611
Scoring margin	-1.1	-	11/23/15	LAFAYETTE	w 83-75	1678
FIELD GOALS-ATT	201-457	202-458	11/25/15	at Penn	L 64-80	3122
Field goal pct	.440	.441	11/28/15	at Rowan	w 81-51	1150
3 POINT FG-ATT	63-179	53-156	12/02/15	HOFSTRA	L 80-84	1712
3-point FG pct	.352	.340	12/05/15	DREXEL	L 53-66	2004
3-pt FG made per game	7.9	6.6	12/13/15	at #9/6 Villanova	L 47-76	6500
FREE THROWS-ATT	94-135	111-155				
Free throw pct	.696	.716				
F-Throws made per game	11.8	13.9				
REBOUNDS	265	291				
Rebounds per game	33.1	36.4				
Rebounding margin	-3.2	-				
ASSISTS	99	135				
Assists per game	12.4	16.9				
TURNOVERS	108	117				
Turnovers per game	13.5	14.6				
Turnover margin	+1.1	-				
Assist/turnover ratio	0.9	1.2				
STEALS	77	48				
Steals per game	9.6	6.0				
BLOCKS	26	25				
Blocks per game	3.3	3.1				
ATTENDANCE	10405	10772				
Home games-Avg/Game	5-2081	3-3591				
Neutral site-Avg/Game	-	0-0				

* - Conference game

Score by Periods	1st	2nd	Totals
La Salle	283	276	559
Opponents	283	285	568