



2015 MIAMI BASEBALL GAME NOTES

Miami Athletic Communications • 5821 San Amaro Drive • Coral Gables, FL 33146

HurricaneSports.com • Facebook: Facebook.com/TheUBaseball • Twitter: @CanesBaseball • Instagram: @TheUBaseball

Home to Four National Championships (1982, 1985, 1999, 2001) and 42 Consecutive NCAA Postseason Appearances

SERIES INFORMATION

Date: April 24-26, 2015

Game Time: 7 p.m. | 7 p.m. | 1 p.m.

Site: Coral Gables, Fla. / Mark Light Field (4,999)

TV: ESPN3 (Friday, Sunday)

• Talent: Jason Solodkin (PxP), Wicho Hernandez (color)

ESPNU (Saturday)

• Talent: Jason Benetti (PxP), Jay Walker (color)

Flagship Radio: 560 WQAM | WQAM.com (all games)

• Talent: Joe Zagacki

UM Student Radio: WVUM 90.5 FM | WVUM.org (all games)

Live Stats: HurricaneSports.com

Twitter Updates: @CanesBaseball / @HurricaneSports

Postgame Recap: HurricaneSports.com

Series History: Florida State leads, 145-125-4

Miami: Miami leads, 65-62-3

Tallahassee: Florida State leads, 78-55-1

Neutral Site: Series tied, 5-5

First Meeting: March 22, 1951 — Miami won, 11-2

Last Meeting: March 2, 2014 — Miami lost, 6-13

Streak: Florida State, two wins

#13 MIAMI 30-11, 15-6 ACC

2014: 44-19, 24-6 ACC (first place, Coastal)

Last Game: April 19, 2015
8-5 win, Virginia

Head Coach: Jim Morris (Elon, 1973)

DI Career: 1,465-642-4 (34th season)
at UM: 961-375-3 (22nd season)

Friday: JR LHP Thomas Woodrey (4-2, 2.57 ERA)

Saturday: R-JR LHP Andy Suarez (4-0, 2.09 ERA)

Sunday: JR RHP Enrique Sosa (5-3, 4.25 ERA)

#12 FLORIDA STATE 31-12, 14-7 ACC

2014: 28-25, 14-16 C-USA

Last Game: April 19, 2015
10-5 win, at Southern Miss

Head Coach: Mike Martin (Florida State, 1966)

DI Career: 1,844-640-4 (36th season)
at FSU: 1,844-640-4 (36th season)

Friday: SO RHP Boomer Biegalski (3-3, 3.38 ERA)

Saturday: R-JR RHP Mike Compton (1-1, 1.87 ERA)

Sunday: FR RHP Drew Carlton (3-2, 3.55 ERA)

UM ATHLETICS COMMUNICATIONS

Camron Ghorbi (Miami, 2011)

c.ghorbi@miami.edu | @CamronGhorbi

(305) 284-3230 (office)

(786) 877-7329 (cell)

GAMES 42-44

CORAL GABLES, FLA. (ALEX RODRIGUEZ PARK AT MARK LIGHT FIELD)



#13 MIAMI HURRICANES (30-11, 15-6 ACC)

Head Coach: Jim Morris (Elon, 1973)

Career Division I Record: 1,465-642-4 (34th season) | Record at Miami: 961-375-3 (22nd season)



VS.

#12 FLORIDA STATE SEMINOLES (31-12, 14-7 ACC)

Head Coach: Mike Martin (Florida State, 1966)

Career Division I Record: 1,844-640-4 (36th season) | Record at FSU: 1,844-640-4 (36th season)

#RIVALRYWEEKEND STORYLINES & NOTABLES

- No. 13 Miami returns to Mark Light Field for a rivalry series beginning Friday vs. No. 12 Florida State at 7 p.m.
- Miami is ranked in the top 15 of every college baseball poll. The Hurricanes check in at #6 in *Collegiate Baseball Newspaper*, #8 by *Perfect Game*, #12 by *D1Baseball*, #13 by *Baseball America*, #13 by NCBWA & #13 in the Coaches' Poll.
- The Hurricanes have a 4.5-game lead in the ACC's Coastal Division with a 15-6 ACC record; Miami is 30-11 overall.
- A seven-foot tall bronze statue of former head coach Ron Fraser will be dedicated and unveiled prior to Friday's opener.
- The Hurricanes have a 22-2 home record in 2015, and have won nine straight home series dating back to March 2014.
- UM won the 2014 series opener 3-1 (Feb. 28) in Tallahassee but dropped the final two games at Dick Howser Stadium.
- The two rivals have met every year since 1965, with this year's matchup marking the 51st straight year of competition.
- Miami opened the week with the second-best team batting average (.299) and third-best staff ERA (3.11) in the ACC.
- Based on the latest rankings from *WarrenNolan.com*, Miami has the #3 RPI nationwide and the #4 strength of schedule.
- Jim Morris became just the eighth coach in Division I baseball history to accumulate 1,400 wins last year. With a 9-5 win over Louisville in March 2015, Morris moved into seventh in all-time wins (1,445) for a coach at a four-year college.
- Junior David Thompson was named to the Golden Spikes Award Midseason Watch List (top amateur player) in mid-April.
- Miami captured the 2014 ACC Baseball Regular Season Championship, finishing atop the ACC with a 24-6 record.
- Miami's streak of 42 consecutive NCAA postseason appearances is the longest active streak in Division I athletics.

PROJECTED STARTERS



Game 1:

LHP Thomas Woodrey
4-2, 2.57 ERA



Game 2:

LHP Andy Suarez
4-0, 2.09 ERA



Game 3:

RHP Enrique Sosa
5-3, 4.25 ERA

POTENTIAL STARTING LINEUP

Pos.	#	Player	AVG	AB	R	H	2B	3B	HR	RBI	SB-SBA
C	40	Garrett Kennedy	.358	123	30	44	7	1	4	27	1-1
1B	17	Christopher Barr	.288	104	18	30	6	2	0	10	6-6
2B	7	George Iskenderian	.360	161	41	58	8	2	2	34	14-14
SS	51	Brandon Lopez	.299	67	9	20	2	1	0	11	0-0
3B	8	David Thompson	.340	156	32	53	12	2	10	50	1-3
LF	45	Carl Chester	.253	150	26	38	5	1	4	19	10-13
CF	2	Ricky Eusebio	.292	144	42	42	9	2	2	16	13-16
RF	13	Willie Abreu	.302	139	27	42	6	0	2	28	4-4
DH	0	Zack Collins	.261	142	32	37	6	3	5	24	6-6

UNIVERSITY INFORMATION

Location	Coral Gables, Fla.
Enrollment	15,629
Founded	1925
Nickname	Hurricanes
Colors	Orange (PMS 1665), Green (PMS 3435) and White
President	Donna E. Shalala
Athletics Director	Blake James
Conference	Atlantic Coast Conference
Stadium / Capacity	Alex Rodriguez Park at Mark Light Field / 4,999

BASEBALL COACHING / SUPPORT STAFF

Head Coach	Jim Morris
Record at Miami / Seasons	961-375-3 (.717) / 21
Career Division I Record / Seasons	1,465-642-4 (.694) / 33
Career Coaching Record / Seasons	1,596-682-4 (.698) / 37

Assistant Coach / Recruiting Coordinator / Hitting	Gino DiMare (Miami, 1998)
Assistant Coach / Pitching	J.D. Arteaga (Miami, 2002)
Assistant Coach / Catchers	Michael DeLucia (Campbell, 2013)

Strength & Conditioning Coach	Brian Gabriel (Incarnate Word, 1996)
Athletic Trainer	Kenny Johnson (FIU, 2009)
Director of Baseball Operations / Camps	Robert "G.M." McDaniel (FIU, 2003)

PROGRAM HISTORY

First Year of Baseball	1940
All-Time Program Record	2,435-984-18 (.708)
College World Series Appearances / Last	23 / 2008
College World Series Record	47-38 (.553)
NCAA Regional Appearances/ Last	43 / 2014
NCAA Regional Record	119-43 (.734)
Last Postseason Opponent	Texas Tech / 2014 Coral Gables Regional

TEAM INFORMATION

2014 Overall Record	44-19
2014 ACC Record / Finish	24 - 6 / 1st Place (Coastal Division, ACC)
Letterwinners Returning / Lost	21 / 12

POSTSEASON HISTORY

National Championships: 4 (1982, 1985, 1999, 2001)
ACC Championships: 1 (2008)
College World Series Appearances: 23 (1974, 1978, 1979, 1980, 1981, 1982, 1984, 1985, 1986, 1988, 1989, 1992, 1994, 1995, 1996, 1997, 1998, 1999, 2001, 2003, 2004, 2006, 2008)
Super Regional Appearances: 10 (1999, 2000, 2001, 2002, 2003, 2004, 2005, 2006, 2008, 2010)
Super Regional Titles: 6 (1999, 2001, 2003, 2004, 2006, 2008)
NCAA Regional Appearances: 43 (1971, 1973, 1974, 1975, 1976, 1977, 1978, 1979, 1980, 1981, 1982, 1983, 1984, 1985, 1986, 1987, 1988, 1989, 1990, 1991, 1992, 1993, 1994, 1995, 1996, 1997, 1998, 1999, 2000, 2001, 2002, 2003, 2004, 2005, 2006, 2007, 2008, 2009, 2010, 2011, 2012, 2013, 2014)
NCAA Regional Titles: 27 (1974, 1978, 1979, 1980, 1981, 1982, 1984, 1985, 1986, 1988, 1989, 1992, 1994, 1995, 1996, 1997, 1998, 1999, 2001, 2002, 2003, 2004, 2005, 2006, 2008, 2010)

2015 SCHEDULE (30-11, 15-6 ACC)

FEBRUARY (8-3)

DATE	DAY	OPPONENT	TIME (ET)	RESULT
Feb. 13	Friday	RUTGERS	7:00 p.m.	W (5-2)
Feb. 14	Saturday	RUTGERS (G1)	2:00 p.m.	W (9-5)
Feb. 14	Saturday	RUTGERS (G2)	7:00 p.m.	W (9-3)
Feb. 15	Sunday	RUTGERS	1:00 p.m.	W (25-4)
Feb. 18	Wednesday	at FAU	6:30 p.m.	L (3-5)
Feb. 20	Friday	at Florida	7:00 p.m.	L (3-4)
Feb. 21	Saturday	at Florida	7:30 p.m.	W (7-2)
Feb. 22	Sunday	at Florida	1:00 p.m.	L (1-2)
Feb. 25	Wednesday	BARRY	6:00 p.m.	W (5-3)
Feb. 27	Friday	WRIGHT STATE	7:00 p.m.	W (8-7)
Feb. 28	Saturday	WRIGHT STATE	7:00 p.m.	W (4-3)

MARCH (12-6)

DATE	DAY	OPPONENT	TIME (ET)	RESULT
March 1	Sunday	WRIGHT STATE	1:00 p.m.	L (6-12)
March 3	Tuesday	at Miami Marlins (<i>exhibition</i>)	1:05 p.m.	L (1-7)
March 4	Wednesday	FGCU	6:00 p.m.	W (7-3)
March 7	Saturday	at Louisville* (G1)	1:00 p.m.	L (6-9)
March 7	Saturday	at Louisville* (G2)	4:10 p.m.	W (9-5)
March 8	Sunday	at Louisville*	1:00 p.m.	L (4-5)
March 10	Tuesday	at FGCU	6:30 p.m.	W (15-4)
March 11	Wednesday	STETSON	6:00 p.m.	W (7-0)
March 13	Friday	NC STATE*	7:00 p.m.	W (3-2) (10)
March 14	Saturday	NC STATE*	7:00 p.m.	W (9-2)
March 15	Sunday	NC STATE*	1:00 p.m.	W (6-0)
March 17	Tuesday	ARMY	6:00 p.m.	W (9-1)
March 20	Friday	at Wake Forest*	6:00 p.m.	W (15-2)
March 21	Saturday	at Wake Forest*	4:00 p.m.	W (12-7)
March 22	Sunday	at Wake Forest*	1:00 p.m.	L (4-10)
March 25	Wednesday	FGCU	6:00 p.m.	L (1-8)
March 27	Friday	at North Carolina*	6:30 p.m.	W (4-3)
March 28	Saturday	at North Carolina*	3:00 p.m.	W (4-3) (11)
March 29	Sunday	at North Carolina*	1:00 p.m.	L (3-10)

APRIL (10-2)

DATE	DAY	OPPONENT	TIME (ET)	RESULT
April 1	Wednesday	BETHUNE-COOKMAN	6:00 p.m.	W (13-3)
April 3	Friday	DUKE*	7:00 p.m.	W (4-3)
April 4	Saturday	DUKE*	7:00 p.m.	W (3-2)
April 5	Sunday	DUKE*	1:00 p.m.	W (10-0)
April 8	Wednesday	FAU	6:00 p.m.	W (4-3) (10)
April 10	Friday	VIRGINIA TECH*	7:00 p.m.	W (11-1)
April 11	Saturday	VIRGINIA TECH*	7:00 p.m.	W (14-4)
April 12	Sunday	VIRGINIA TECH*	1:00 p.m.	W (9-1)
April 15	Wednesday	UCF	6:00 p.m.	W (4-2)
April 17	Friday	at Virginia*	6:00 p.m.	L (4-5)
April 18	Saturday	at Virginia*	4:00 p.m.	L (2-5)
April 19	Sunday	at Virginia*	1:00 p.m.	W (8-6)
April 24	Friday	FLORIDA STATE*	7:00 p.m.	
April 25	Saturday	FLORIDA STATE*	7:00 p.m.	
April 26	Sunday	FLORIDA STATE*	1:00 p.m.	

MAY (0-0)

DATE	DAY	OPPONENT	TIME (ET)	RESULT
May 2	Saturday	at Pittsburgh* (G1)	1:00 p.m.	
May 2	Saturday	at Pittsburgh* (G2)	7:00 p.m.	
May 3	Sunday	at Pittsburgh	1:00 p.m.	
May 6	Wednesday	BETHUNE-COOKMAN	6:00 p.m.	
May 8	Friday	NEW YORK TECH	7:00 p.m.	
May 9	Saturday	NEW YORK TECH	7:00 p.m.	
May 10	Sunday	NEW YORK TECH	1:00 p.m.	
May 12	Tuesday	FAU	6:00 p.m.	
May 14	Thursday	GEORGIA TECH*	7:00 p.m.	
May 15	Friday	GEORGIA TECH*	7:00 p.m.	
May 16	Saturday	GEORGIA TECH*	1:00 p.m.	

May 20-24 2015 ACC Championship (Durham, N.C)
 May 30 - June 25 2015 NCAA Baseball Championship

U BASEBALL

2015 UNIVERSITY OF MIAMI BASEBALL ROSTER

No.	Name	Pos.	B/T	HT.	WT.	Year	Hometown / High School / Previous School
0	Zack Collins	C	L/R	6-3	220	Soph.	Pembroke Pines, Fla. / American Heritage
2	Ricky Eusebio	OF	R/R	5-11	195	Jr.	Homestead, Fla. / Gulliver Prep
4	Johnny Ruiz	INF	L/R	5-11	195	Soph.	Coral Gables, Fla. / Westminster Christian
7	George Iskenderian	INF	R/R	6-0	190	Jr.	Englewood Cliffs, N.J. / Don Bosco Prep (Indian River CC)
8	David Thompson	3B	R/R	6-2	220	Jr.	Miami, Fla. / Westminster Christian
10	Justin Smith	OF	R/R	6-2	205	Fr.	St. John's, Fla. / Bartram Trail
13	Willie Abreu	OF	L/L	6-4	225	Soph.	Hialeah, Fla. / Mater Academy
14	Danny Garcia	LHP	L/L	6-1	195	Soph.	Miami, Fla. / Westwood Christian
17	Christopher Barr	1B/OF	L/L	6-1	200	Soph.	Royal Palm Beach, Fla. / Royal Palm Beach
18	Michael Mediavilla	LHP	L/L	6-5	225	Fr.	Hialeah, Fla. / Mater Academy
19	Bryan Garcia	RHP	R/R	6-1	205	Soph.	Miami, Fla. / Christopher Columbus
22	Luke Spangler	LHP	L/L	6-0	160	Fr.	Cape Coral, Fla. / Cape Coral
24	Jacob Heyward	OF	R/R	6-3	201	Soph.	McDonough, Ga. / Eagle's Landing Christian
27	Ryan Otero	RHP	R/R	6-5	205	R-Jr.	Coral Gables, Fla. / Ransom Everglades School
28	Malik Rosier	OF	R/R	6-3	213	Fr.	Mobile, Ala. / Faith Academy
30	Andrew Suarez	LHP	L/L	6-2	205	R-Jr.	Miami, Fla. / Christopher Columbus
31	Sam Abrams	RHP	R/R	5-9	175	Sr.	Miami, Fla. / Killian
32	Andy Honiotes	RHP	R/R	6-3	190	Fr.	Geneva, Ill. / Geneva Community
34	Derik Beauprez	RHP	L/R	6-5	233	Soph.	Cherry Hills Village, Colo. / Cherry Creek
35	Devin Meyer	RHP	L/R	6-3	180	Fr.	Coral Springs, Fla. / Coral Springs Christian Academy
37	Keven Pimentel	RHP	R/R	6-3	224	Fr.	Huntington Station, N.Y. / Montverde Academy
38	Daniel Briggi	RHP	R/R	6-0	190	Sr.	Croton, N.Y. / Hendrick Hudson
39	Cooper Hammond	RHP	R/R	6-3	205	Soph.	Venice, Fla. / Venice Senior
40	Garrett Kennedy	C	L/R	6-1	210	Sr.	Davie, Fla. / Archbishop McCarthy
42	Edgar Michelangeli	INF	R/R	6-1	210	R-Soph.	Miami, Fla. / Florida Christian
43	Thomas Woodrey	LHP	L/L	6-3	205	Jr.	Lighthouse Point, Fla. / Cardinal Gibbons
44	Peter Crocitto	1B	R/R	6-0	205	Fr.	Palm City, Fla. / South Fork
45	Carl Chester	OF	R/R	6-0	190	Fr.	Longwood, Fla. / Lake Brantley
47	Enrique Sosa	RHP	R/R	5-10	180	Jr.	Panama City, Panama / Acad. Interamericana de Panama
49	Daniel Epstein	LHP	L/L	6-0	160	Fr.	Weston, Fla. / University School
51	Brandon Lopez	SS	R/R	6-1	190	Jr.	Miramar, Fla. / American Heritage
52	Daniel Sayles	LHP	L/L	6-4	212	Sr.	Wauwatosa, Wisc / Wauwatosa E / Sac. City College
55	Jesse Lepore	RHP	R/R	6-4	210	Fr.	Beverly Hills, Fla. / Trinity Catholic

Head Coach: Jim Morris, Elon (1973), 22nd season

Assistant Coaches: Gino DiMare, Miami (1998), 16th season

J.D. Arteaga, Miami (2002), 13th season

Michael DeLucia, Campbell (2013), 1st season

Strength & Conditioning Coach: Brian Gabriel, Incarnate Word (1996), 2nd season

Director of Baseball Operations & Camps: Robert McDaniel, FIU (2003), 15th season

Athletic Trainer: Kenny Johnson, FIU (2009), 3rd season

PRONUNCIATION GUIDE

Willie Abreu	uh-BRAY-oo
Derik Beauprez	boh-PRAY
Peter Crocitto	cruh-SHEE-toe
Ricky Eusebio	you-SAY-bee-oh
George Iskenderian	ehsk-in-DARE-ee-an
Jesse Lepore	le-POOR-ee
Michael Mediavilla	med-ee-uh-VEE-yuh
Edgar Michelangeli	my-cuh-LANJ-uh-lee
Keven Pimentel	pim-ehn-TELL
Malik Rosier	ro-ZHEER

3 JIM MORRIS HEAD COACH

THE HURRICANES SKIPPER

1999 & 2001 National Coach of the Year (*Collegiate Baseball*)
 1999 & 2001 National Coach of the year (*ABCA*)
 1994 Coach of the Year (*Baseball America*)
 2008 ACC Coach of the Year

Entering his 22nd season at Miami, few programs have qualified for the College World Series as much as Jim Morris and his Hurricanes. Miami, which has qualified for the NCAA Tournament an NCAA-record 42 consecutive years, has made it to Omaha in 11 of Morris' 21 seasons in Coral Gables. Morris set an NCAA record for guiding a program to the CWS in each of his first six years at UM. In addition, Morris won a record 13 consecutive NCAA Regionals from 1994-2006.

Morris has directed the Hurricanes to a .717 mark since arriving in 1994. Including his 12 seasons at Georgia Tech (1982-93), Morris has forged a 1,465-642-4 (.694) Division I record in 33 years as a head coach. Overall, Morris has been the head coach at the collegiate level for 36 seasons, spending the first four at DeKalb (Ga.) C.C. (now Georgia Perimeter College) from 1976-79, and has recorded a 1,596-682-4 (.698) mark.

In addition to carrying on Miami's great baseball reputation in the last 20 years, Morris personally led the charge in the construction of Alex Rodriguez Park, and logged hundreds of hours raising funds for the stadium project.

MORRIS IS A REGIONAL REGULAR

Jim Morris earned his 30th consecutive NCAA regional bid in 2014 when he guided the Canes to one of 16 host spots in the tournament. He has led Miami to a regional in each of his 21 seasons (1994-2014), winning 15 of those appearances. The 13 consecutive regional championships (1994-2006) was an NCAA record. He also went to nine straight regionals from 1985-93 with Georgia Tech. Additionally, Miami has advanced to nine Super Regionals under Morris.

Affectionately known as "3" by those surrounding the UM program, Morris led the 2014 Hurricanes to their 42nd-straight NCAA Tournament. Despite six signees being drafted in the 2013 MLB Draft, the Hurricanes reeled in a top-five recruiting class by national publications, with Zack Collins named *Baseball America* National Freshman of the Year under his direction in 2014.

MORRIS IN 36th SEASON AS HEAD COACH

Morris entered 2015 as the fourth-winningest active coach in Division I baseball with 1,435 wins. He wasted little time in moving up the record books, moving into sole possession of eighth place in all-time wins (1,439) on Feb. 15 with a 25-4 win over Rutgers and then seventh place with a 9-5 win over Louisville on March 7 (1,445).

Morris won his 1,500th game as a head coach in Miami's 4-1 upset of No. 1 North Carolina on March 15, 2013 in Chapel Hill, N.C.

Morris reached two coaching milestones in the first half of the 2014 season. He became just the eighth Division I coach to reach 1,400 wins in a 5-2 win over Boston College on March 8, and won his 900th game at Miami in a 7-1 upset of No. 3 Virginia on March 22.

Morris notched his milestone 1,000th win against Georgia Tech, with a 16-13 victory on April 4, 2004. Thirteen days later, he notched win No. 500 at Miami with a 7-3 win



against Florida State on April 17. Morris' 1,000th win as a head coach, including time at DeKalb College, came in a 5-3 win over Northeastern in March 2001.

MAJOR LEAGUE GUIDANCE

Over 150 professional baseball players have played under Morris during their college careers at Miami, Georgia Tech and DeKalb.

Among the players Morris coached at Miami that went on to play in the Major Leagues were Yonder Alonso (San Diego), Ryan Braun (Milwaukee), Pat Burrell (Tampa Bay), Alex Cora (New York Mets), Yasmani Grandal (San Diego), Bobby Hill (San Diego), Aubrey Huff (Detroit), Ryan Jackson (St. Louis), Chris Perez (Cleveland), Cesar Carrillo (San Diego), Brian Barton (St. Louis), Eddy Rodriguez (San Diego), Gaby Sanchez (Florida), Blake Tekotte (Chicago White Sox), Charlton Jimerson (Houston), Jay Tessmer (New York Yankees), Danny Valencia (Minnesota Twins), Jon Jay (St. Louis), Danny Graves (Cincinnati) and Jason Michaels (Houston).

Standout players under Morris from his days at Georgia Tech were Nomar Garciaparra (Los Angeles Dodgers), Jay Payton (Oakland A's) and Jason Varitek (Boston Red Sox).

Morris has also enjoyed success on the International scene. From 1989-90, Morris served as head coach of the USA Baseball team that won a Silver Medal in the 1989 Presidential Cup (Taiwan), Bronze Medal at the Goodwill Games and the 1990 International Baseball Association (IBA) World All-Star Game in Atlanta. In 1987, Morris served as pitching coach under Ron Fraser at the Pan American Games (Silver Medal).

FAMILY MAN

Coach Morris and his wife Nhan live in Miami with their three-year old son, James W. Morris IV (Will).

#RIVALRYWEEKEND NEWS & NOTES

#RIVALRYWEEKEND

- After postponing its game against **FAU** due to inclement weather, No. 13 Miami will host No. 12 Florida State for a rivalry weekend series at **Mark Light Field**. First pitch for Friday's opener is set for **7 p.m.**
- Miami captured the **2014** series opener 3-1 in Tallahassee, but fell in the final two games to **drop the series**. The Hurricanes have not topped the Seminoles in a weekend series since **2009**, but lead the all time series in **Coral Gables** by a **65-62-3** margin.
- Florida State is ranked **No. 12** by *Baseball America*, and enters the weekend with a **31-12** record and a **14-7** mark in ACC play. The Seminoles are led by outfielder **DJ Stewart** (.309, 10 HR, 37 RBI) and pitcher **Boomer Biegalski** (3.38 ERA, 71 strikeouts).

SAVING THE BEST FOR LAST

- Senior **Garrett Kennedy** has been one of Miami's top contributors in his final season, hitting for a **.358 average** in 33 starts in 2015 - the **second-best average** among all regular starters.
- Kennedy, who **batted just .231 in his junior season**, was bumped to the **No. 2 spot** in the lineup prior to the April 4 game vs. Duke. He responded with **back-to-back three-hit games** against the Blue Devils, and has hit a **team-best .390** (16-for-41) with **13 runs** since moving up in the lineup.
- Kennedy has already set **career high in hits (44), runs (30), doubles (seven), triples (one), home runs (four) & RBI (27)**.
- Through this point last season (41 games), Kennedy was batting just **.196** (18-for-92) with two home runs and 13 RBI.

HEATING UP

- Over the **past five games**, sophomore **Willie Abreu** is hitting **.529** with **nine hits** (9-for-17) and six RBI. He has **13 total bases** over the stretch with a team-best **OPS** (on-base plus slugging) of **1.344**.
- Over the past 10 games, junior second baseman **George Iskenderian** is hitting **.390** (16-for-41) with nine runs and eight RBI.
- Junior **David Thompson** is hitting **.326 in ACC play** with six home runs and 26 RBI - both team highs. He also leads the team with **eight doubles** and a **.675 slugging percentage** in ACC games.
- Junior lefthander **Thomas Woodrey** has tossed at **least 6.0 innings in all nine of his starts** - he has allowed **two earned runs or fewer in seven of his nine starts** on the mound.

STRIKE EARLY, STRIKE OFTEN

- **119** of Miami's **289** runs scored this season (**41.1%**) have come in the **first three innings** of the game - Miami is **21-3 when scoring first** in 2015. The Hurricanes have a **9-8 record** in games when opponent scores first.
- The Hurricanes have jumped over pitching at home this season, outscoring opponents **77-32** in the first three innings of games played at Mark Light Field.
- Miami's **.299 team batting average** to open the week was the **second-best mark** in the ACC. The Hurricanes' **.411 on-base percentage** to open the week was the **fourth-best mark nationwide**.
- When scoring in the **first inning**, Miami has a **13-2 record**. When its opponent scores in the first inning, Miami is 6-6.

ACC STANDINGS (April 23)

ATLANTIC	ACC	OVERALL
Louisville	19-2	31-10
Florida State	14-7	31-12
Clemson	11-9	22-19
Notre Dame	11-10	27-13
NC State	9-11	21-17
Boston College	9-11	22-18
Wake Forest	9-12	23-19

COASTAL	ACC	OVERALL
MIAMI	15-6	30-11
North Carolina	10-10	26-15
Virginia	9-12	26-15
Georgia Tech	9-12	24-16
Virginia Tech	8-12	19-22
Pittsburgh	6-15	14-24
Duke	5-15	22-18

ACC RECORDS: YEAR-BY-YEAR

Year	Record	Finish (ACC/Div.)
2014	24-6	1st / 1st Coastal
2013	14-16	8th / 5th Coastal
2012	16-14	5th / 3rd Coastal
2011	19-10	4th / 4th Coastal
2010	20-10	3rd / 3rd Coastal
2009	18-12	5th / 3rd Coastal
2008	23-5	1st / 1st Coastal
2007	17-13	5th / 3rd Coastal
2006	17-13	5th / 4th Coastal
2005	19-10-1	3rd Place (no div.)

IN THE POLLS

Collegiate Baseball Newspaper: #6
Perfect Game: #8
D1Baseball.com: #12
Baseball America: #13
 NCBWA: #13
USA Today Coaches' Poll: #13

WINNINGEST ACTIVE COACHES (ENTERING 2015)

- 1) Augie Garrido (Texas) - 1,920
- 2) Mike Martin (Florida State) - 1,813
- 3) Mark Marquess (Stanford) - 1,530
- 4) Jim Morris (Miami) - 1,435
- 5) Jack Leggett (Clemson) - 1,300

BASEBALL AMERICA T-25

- 1) Louisiana State (SEC)
- 2) Texas A&M (SEC)
- 3) UCLA (Pac 12)
- 4) **Louisville * (ACC)**
- 5) TCU (Big 12)
- 6) **Florida (SEC)**
- 7) Arizona State (Pac 12)
- 8) Vanderbilt (SEC)
- 9) Illinois (Big 10)
- 10) Southern California (Pac 12)
- 11) UC Santa Barbara (Big West)
- 12) **Florida State * (ACC)**
- 13) **MIAMI * (ACC)**
- 14) Missouri (SEC)
- 15) Missouri State (MVC)
- 16) Dallas Baptist (MVC)
- 17) Oklahoma State (Big 12)
- 18) Iowa (Big 10)
- 19) **FAU (Conference USA)**
- 20) College of Charleston (CAA)
- 21) Maryland (Big 10)
- 22) Texas Tech (Big 12)
- 23) **North Carolina * (ACC)**
- 24) Nevada (Mountain West)
- 25) Arkansas (SEC)

bold italics indicates 2015 opponent

PRESEASON ALL-AMERICANS

Zack Collins

- Golden Spikes Award Watch
- *Baseball America* (1st Team)
- *Collegiate Baseball* (1st)
- *D1Baseball.com* (1st)
- *Perfect Game* (1st)

Bryan Garcia

- Stopper of the Year Watch
- NCBWA (1st Team)
- *Collegiate Baseball* (2nd)
- *Perfect Game* (3rd)

Andrew Suarez

- Golden Spikes Award Watch
- *Collegiate Baseball* (2nd Team)

David Thompson

- *Baseball America* (2nd Team)

#RIVALRYWEEKEND NEWS & NOTES

MILESTONES FOR MORRIS

- After leading his team to a 44-19 record in 2014, **head coach Jim Morris moved into ninth place** all-time in college baseball history (regardless of Division, four-year colleges) with 1,435 wins.
- Morris **wasted little time in moving up** that list in 2015, taking over **sole possession of eighth place** when Miami topped Rutgers 25-4 on Feb. 15, 2015 - his 1,439th win as head coach. **He moved into seventh place (1,445) when Miami beat Louisville on March 7.**
- Morris ranks as the **fourth-winningest** among active **Division I coaches by career victories (1,465)** and **fifth** in winning percentage (.694). He is also the **second-winningest coach in ACC history.**
- Morris became just the **eighth coach in the history of Division I baseball** to accumulate **1,400 wins when Miami beat Boston College 5-2 on March 8, 2014.**

SHUT THEM DOWN

- Miami's bullpen has recorded a **2.28 ERA in 154.0 combined innings this season**, and has been a key reason for UM's success.
- Among the Hurricanes' top arms out of the bullpen: sophomore All-American closer **Bryan Garcia** (2.96 ERA, nine saves), freshman lefthander **Michael Mediavilla** (2.05 ERA, 22 appearances, 30 Ks), senior walk-on **Daniel Briggi** (1.42 ERA, 21 Ks) and righthanded sidewinder **Cooper Hammond** (2.59, 22 appearances).
- Miami's staff ERA to open the week (3.11) **was the third-best mark in the ACC.**

THERE'S NO PLACE LIKE HOME

- Miami is off to a **22-2 start at home** - a 91.6 winning percentage.
- UM finished the 2014 season with a **11-4 home record in ACC play**, and a **23-10 overall home record.** UM has won **nine straight home series** dating back to 2014, including all four series in 2015: Rutgers, Wright State, NC State, Duke and Virginia Tech.
- Miami is batting **.319 at home** with a **.434 on-base percentage.**
- Senior **Garrett Kennedy** is batting **.429 in 23 games at home**, with 30 hits, six doubles and 19 RBI. Junior **George Iskenderian** is batting **.378 at home** with 24 RBI and 26 runs scored.
- Miami's **staff ERA** is over **two runs better at home (2.27)** than on the road (**4.35**), while its batting average is nearly 50 points higher (.272).

POWER SURGE

- After connecting for three homers vs. Virginia Tech, and adding another vs. UCF, Miami has **30 this season.** The Hurricanes had **25 homers** in all of 2014.
- **David Thompson** (10), **Zack Collins** (five), **Carl Chester** (four), **Garrett Kennedy** (four), **George Iskenderian** (two), **Ricky Eusebio** (two) and **Willie Abreu** (two) have led the way.

RON FRASER STATUE DEDICATION FRIDAY

- The **Ron Fraser Statue Dedication & Unveiling** is set for **Friday, April 24 at 4 p.m.** The statue was sculpted by **Zenos Frudakis.**
- The statue dedication is **open to the public**, and **admission is free.** A 30-year reunion will be held for the **1985 National Champions.**

2014 RETURNING STAT LEADERS

OFFENSE

Average: Zack Collins (.298)
Games Played: Z. Collins / W. Abreu (61)
Games Started: Willie Abreu (59)
At Bats: Willie Abreu (220)
Runs: Zack Collins (32)
Hits: Zack Collins / Willie Abreu (61)
Doubles: Zack Collins (14)
Triples: Zack Collins (3)
Home Runs: Zack Collins (11)
Runs Batted In: Zack Collins (54)
Total Bases: Zack Collins (114)
SLG Percent.: Zack Collins (.556)
Walks: Zack Collins (42)
OB Percent.: Zack Collins (.427)
Stolen Bases: R. Eusebio / B. Lopez (6)

PITCHING

ERA (50+ IP): Bryan Garcia (1.75)
Wins: Bryan Garcia (7)
Losses: Bryan Garcia (4)
Appearances: Cooper Hammond (35)
Games Started: Andrew Suarez (16)
Complete Games: Andrew Suarez (1)
Saves: Bryan Garcia (15)
Innings Pitched: Andrew Suarez (109.2)
Hits Allowed: Andrew Suarez (108)
Runs Allowed: Andrew Suarez (46)
Ear. Runs Allowed: Andrew Suarez (36)
Walks: Bryan Garcia (19)
Strikeouts: Andrew Suarez (87)
Wild Pitches: Andrew Suarez (11)
B/AVG Against: Bryan Garcia (.220)

THE LAST TIME A HURRICANE...

Led Off Game with HR....	Carl Chester (3/21/2015 vs. Wake Forest)
Back-to-Back Games with Leadoff HR ...	Charlton Jimerson (6/09/2001, 6/11/2001)
Had Six Hits in a Game...	Mark Sobolewski (3/18/2008 vs. Cornell)
Five Hits...	Nathan Melendres (4/23/2011 vs. North Carolina)
Two Hits in One Inning...	Jason Hagerty (3/7/2008 vs. Boston College)
Hit Three HR's in a Game...	Scott Lawson (6/5/2010 vs. Texas A&M)
Two HR's...	David Thompson (3/20/2015 vs. Wake Forest)
Hit Two HR's in One Inning...	Kevin Brown (3/16/1999 vs. Ohio State)
Hit Pinch Hit HR...	Sebastian Diaz (5/2/2014 vs. Alabama St.)
Hit Inside the Park HR...	Paco Figueroa (5/8/2005 vs. Jacksonville)
Hit Grand Slam...	David Thompson (3/20/2015 vs. Wake Forest)
Hit for the Cycle...	Gaby Sanchez (5/2/2003 vs. Pace)
Record 10 RBI in One Game...	Kevin Brown (5/27/2001 vs. Stetson)
Nine RBI...	Chad Rupp (4/25/1998 vs. FSU)
Eight RBI...	Danny Valencia (4/9/2005 vs. Virginia)
Seven RBI...	David Thompson (3/20/2015 vs. Wake Forest)
Six RBI...	David Thompson (3/10/2015 vs. FGCU)
Threw CG Shutout...	Andrew Suarez (5/30/2014 vs. Bethune-Cookman)
Recorded Back-to-Back CG's...	David Gil (5/12/2000, 5/27/2000)
Recorded CG 1-Hit S/O...	J.D. Cockroft (5/31/2003 vs. FAU)
Recorded a Perfect Game...	Javi Salas (3/4/2014 vs. Villanova)
Recorded a No-Hitter (non-PG)...	Alex Fernandez (3/18/1989 vs. Maine)
Struck Out 10 Batters...	Andrew Suarez 4/4/2015 vs. Duke)
Recorded Three-Pitch Inning...	Chris Hernandez (6/2/2010 vs. Florida)
Recorded Three Pickoffs in a Game...	Brian Walker (3/16/2001 vs. East Carolina)

#RIVALRYWEEKEND NEWS & NOTES

PICKING UP WHERE HE LEFT OFF

- Then-freshman **Bryan Garcia** was named the team's closer just prior to the 2014 season opener and rewarded the coaching staff with an **All-American** campaign (NCBWA, third team).
- Garcia has **nine saves in 20 appearances**. He has 22 strikeouts on the year, and now has **24 career saves - fifth-most in UM history**. His 20 appearances are the third-most among all relievers.
- An **All-ACC Second Team** selection as a reliever, **Garcia set the Miami freshman saves record and tied for 11th-most saves nationally with 15 in 2014**. He was a consensus Freshman All American first-team selection at reliever.

#CARDIACCANES

- Miami has played **12 one-run games in 2015**, and is 8-4 in those contests. The opening stretch continues a trend from last season for the Hurricanes, **who were 16-3 in one-run games in 2014**.
- George Iskenderian **walked it off** for UM vs. FAU (April 8) in extra innings, connecting on a winning single in the bottom of the 10th.
- Bryan Garcia earned **back-to-back saves** in wins over **Duke** (4-3, 3-2) to help clinch two one-run wins in a sweep for Miami last weekend.
- Miami won two one-run games against **UNC**, both by a final score of **4-3**, and both required late comebacks for the Hurricanes. David Thompson's solo homer vs. **NC State** in the **10th inning (March 13)** gave Miami its **third walk-off win** of the season.
- Miami picked up its **first two walk-off wins** of the 2015 season against **Wright State**, thanks Garrett Kennedy (HR) & Willie Abreu (1B).

HIGH EXPECTATIONS

- After capturing the **2014 ACC Regular Season Championship**, the Hurricanes entered 2015 ranked in the **top 15 of every major college baseball preseason poll**.
- Miami was also ranked No. 10 by *Perfect Game*, No. 14 by *Collegiate Baseball Newspaper*, No. 14 in the *USA Today* Coaches Poll and No. 14 by *D1Baseball.com*.
- The Hurricanes feature a number of **Preseason All-Americans**, including reigning **2014 ACC Freshman of the Year** Zack Collins (consensus), **All-ACC closer** Bryan Garcia and **Washington Nationals' second-rounder** & staff ace Andrew Suarez.
- Miami's recruiting class was **ranked No. 2 nationwide** by *Perfect Game*, and includes MLB Draft picks: **George Iskenderian** (34th round), OF **Carl Chester** (38th) and LHP **Michael Mediavilla** (40th).

DEATH, TAXES & THE NCAA POSTSEASON

- The Miami Hurricanes **extended their own college baseball record** with their **42nd consecutive trip** to the **NCAA postseason** in 2014. Miami **has not missed the postseason since 1973**.
- The Hurricanes' 42 straight trips to the NCAA postseason are the **longest active postseason streak of any Division I program in any sport nationwide**.
- Jim Morris has led teams to the **NCAA postseason in 30 straight years - all 21 years at Miami and his final nine years at Georgia Tech**. Miami **has not missed the postseason since 1972**.
- Miami is the **only school in the state of Florida** to have won a national championship; UM won titles in **1982, 1985, 1999 & 2001**.

PERFECT GAME T-25

- 1) Louisiana State (SEC)
- 2) Texas A&M (SEC)
- 3) ***Louisville*** * (ACC)
- 4) UCLA (Pac 12)
- 5) ***Florida*** (SEC)
- 6) TCU (Big 12)
- 7) Arizona State (Pac 12)
- 8) ***MIAMI*** * (ACC)
- 9) Illinois (Big 10)
- 10) ***Florida State*** * (ACC)
- 11) UC Santa Barbara (Big West)
- 12) Southern California (Pac 12)
- 13) Vanderbilt (SEC)
- 14) ***Florida Atlantic*** (C-USA)
- 15) Dallas Baptist (MVC)
- 16) ***Virginia*** * (ACC)
- 17) Oklahoma State (Big 12)
- 18) ***North Carolina*** * (ACC)
- 19) Oregon State (Pac 12)
- 20) Maryland (Big 10)
- 21) Missouri State (MVC)
- 22) Nevada (Mountain West)
- 23) Missouri (SEC)
- 24) Iowa (Big 10)
- 25) Nebraska (Big 10)

bold italics indicates 2015 opponent

Dropped Out:

- UCF (The American)

MLB PLAYERS (since 1999)

- 1) Louisiana State - 45
- 2) Stanford - 41
- T-3) Arizona State - 36
- T-3) Long Beach State - 36
- T-5) MIAMI - 35**
- T-5) Cal State Fullerton - 35
- T-5) Southern California - 35

*** Miami's six players on 2015 Opening Day MLB rosters were tied for the fourth-most among all schools.

GAMEWINNING HITS / RBI

- | | |
|------|---------------------------------------|
| 2/13 | Johnny Ruiz (1B) |
| 2/14 | Zack Collins (2B) |
| 2/15 | Ricky Eusebio (2B) |
| 2/21 | Brandon Lopez (1B) |
| 2/25 | Zack Collins (groundout) |
| 2/27 | Garrett Kennedy (HR) |
| 2/28 | Willie Abreu (1B) |
| 3/4 | George Iskenderian (groundout) |
| 3/7 | Zack Collins (2B) |
| 3/11 | Carl Chester (HR) |
| 3/13 | David Thompson (HR) |
| 3/14 | Christopher Barr (2B) |
| 3/17 | George Iskenderian (walk) |
| 3/20 | George Iskenderian (1B) |
| 3/21 | Carl Chester (HR) |
| 3/28 | Johnny Ruiz (1B) |
| 3/29 | Zack Collins (HR) |
| 4/3 | Garrett Kennedy (1B) |
| 4/4 | Zack Collins (HR) |
| 4/5 | Garrett Kennedy (1B) |
| 4/8 | George Iskenderian (1B) |
| 4/10 | George Iskenderian (1B) |
| 4/11 | Zack Collins (HR) |
| 4/12 | Willie Abreu (1B) |
| 4/15 | Garrett Kennedy (1B) |
| 4/19 | Willie Abreu (2B) |

HOME RUN TRACKER

- | | |
|------|---------------------------------|
| 2/15 | David Thompson (3-R) |
| 2/15 | Malik Rosier (solo) |
| 2/19 | Carl Chester (solo) |
| 2/21 | Zack Collins (3-R) |
| 2/27 | Garrett Kennedy (2-R) |
| 3/1 | Carl Chester (solo) |
| 3/4 | Zack Collins (solo) |
| 3/10 | David Thompson (2-R) |
| 3/10 | Willie Abreu (2-R) |
| 3/11 | Carl Chester (solo) |
| 3/13 | David Thompson (solo) |
| 3/13 | George Iskenderian (2-R) |
| 3/15 | David Thompson (2-R) |
| 3/17 | David Thompson (solo) |
| 3/17 | David Thompson (slam) |
| 3/17 | George Iskenderian (2-R) |
| 3/20 | David Thompson (slam) |
| 3/20 | Garrett Kennedy (2-R) |
| 3/20 | Ricky Eusebio (solo) |
| 3/20 | David Thompson (2-R) |
| 3/21 | Carl Chester (solo) |
| 3/20 | Garrett Kennedy (3-R) |
| 3/27 | Ricky Eusebio (solo) |
| 3/28 | Zack Collins (solo) |
| 4/4 | Zack Collins (solo) |
| 4/5 | David Thompson (3-R) |
| 4/10 | Garrett Kennedy (2-R) |
| 4/11 | Zack Collins (solo) |
| 4/12 | David Thompson (3-R) |
| 4/14 | Willie Abreu (solo) |

2015 MIAMI HURRICANES PHOTO ROSTER / SPOTTING CHART



#0 Zack Collins



#2 Ricky Eusebio



#4 Johnny Ruiz



#7 George Iskenderian



#8 David Thompson



#10 Justin Smith



#13 Willie Abreu



#14 Danny Garcia



#17 Christopher Barr



#18 Michael Mediavilla



#19 Bryan Garcia



#22 Luke Spangler



#24 Jacob Heyward



#27 Ryan Otero



#28 Malik Rosier




#30 Andrew Suarez



#31 Sam Abrams



#32 Andy Honiotes



#34 Derik Beauprez



#35 Devin Meyer




#37 Keven Pimentel



#38 Daniel Braggi



#39 Cooper Hammond



#40 Garrett Kennedy



#42 Edgar Michelangeli



#43 Thomas Woodrey




#44 Peter Crocitto



#45 Carl Chester



#47 Enrique Sosa



#49 Daniel Epstein



#51 Brandon Lopez



#52 Daniel Sayles



#55 Jesse Lepore

2015 MIAMI HURRICANES BASEBALL PLAYER PROFILES

PITCHER PROFILES

31 • SAM ABRAMS

RHP

5-9 • 185 • SR • Miami, FL • Killian

- One of team's standout performers through first half of 2015
- Made two appearances vs. UVA and earned first career W on 4/19
- Struck out career-high five batters in 2.0 innings vs. VTech (4/10)
- Has started grad school at Miami for final year of eligibility
- Provides different look out of bullpen with sidearm delivery
- Local product, who carried a perfect 4.0 GPA in high school

CAREER STATISTICS

YEAR	ERA	W-L	APP	IP	H	R	ER	BB	SO	B/AVG
2015	1.69	1-0	8	10.2	10	2	2	8	8	.256
2014	6.75	0-0	4	2.2	3	2	2	0	3	.300
2013	10.80	0-0	3	1.2	1	2	2	2	2	.200
2011	3.72	0-0	7	9.2	9	5	4	4	5	.243

CAREER 3.65 1-0 22 24.2 23 11 10 14 18

CAREER HIGHS

Innings: 3.2, vs. Florida, 3/26/2011

Hits: 5, vs. NC State, 3/3/2015

Runs: 4, vs. Georgia Tech, 3/26/2011

Earned Runs: 4, vs. Georgia Tech, 3/26/2011

Strikeouts: 5, vs. Virginia Tech, 5/10/2015

Walks: 3, vs. NC State, 3/3/2015

SEASON HIGHS

Innings: 3.1 vs. NC State, March 13

Hits: 5, vs. NC State, March 13

Runs: 1, twice (last vs. North Carolina, March 29)

Earned Runs: 1, twice (last vs. North Carolina, March 29)

Strikeouts: 5, vs. Virginia Tech, April 10

Walks: 3, vs. NC State, March 13

2015: ABRAMS GAME-BY-GAME (1-0)

DATE	OPP.	GS	W-L	IP	H	R	ER	BB	SO	NP
2/14	Rutgers-2	--	0.0	0	0	0	0	1	0	6
3/7	@Louisville-1	--	1.1	1	0	0	1	0	20	
3/13	NC State	--	3.1	5	1	1	3	1	54	
3/15	NC State	--	1.0	0	0	0	0	0	6	
3/29	@UNC	--	2.1	3	1	1	1	1	48	
4/10	Va. Tech	--	2.0	1	0	0	1	5	37	
4/18	@Virginia	--	0.1	0	0	0	0	0	1	
4/19	@Virginia	W	0.1	0	0	0	1	1	9	

34 • DERIK BEAUPREZ

RHP

6-5 • 233 • SO • Cherry Hills Vill., CO • Cherry Creek

- Pitched scoreless inning of relief last time out vs. VTech (4/11)
- Struggled as starter, but has 2.61 ERA in eight relief appearances
- Lasted just 2.0 innings in last game started vs. Louisville (3/8)
- Struggled vs. Wright State, allowed career-high 6R in 1.1IP (3/1)
- Drafted in 25th round of 2013 MLB Draft by Boston Red Sox
- Ranked No. 128 high school senior nationwide by *Perfect Game*
- Back-to-back first-team All-Coloardo from *Denver Post* (2012-13)

CAREER STATISTICS

YEAR	ERA	W-L	APP	IP	H	R	ER	BB	SO	B/AVG
2015	9.19	1-1	11	15.2	17	16	17	17	17	.270
2014	0.83	1-0	6	21.2	13	2	2	8	17	.167

CAREER 4.34 2-1 17 37.1 30 18 18 25 34 --

CAREER HIGHS

Innings: 5.0, vs. FGCU, 3/26/2014

Hits: 6, vs. FAU, 2/18/2015

Runs: 6, vs. Wright State, 3/1/2015

Earned Runs: 6, vs. Wright State, 3/1/2015

Strikeouts: 4, vs. FGCU, 3/26/2014

Walks: 4, twice

SEASON HIGHS

Innings: 2.1, at Florida, February 21

Hits: 6, at FAU, February 17

Runs: 6, vs. Wright State, March 1

Earned Runs: 6, vs. Wright State, March 1

Strikeouts: 3, vs. Wright State, March 1

Walks: 4, at Louisville, March 8

2015: BEAUPREZ GAME-BY-GAME (1-1)

DATE	OPP.	GS	W-L	IP	H	R	ER	BB	SO	NP
2/13	Rutgers	--	1.2	0	0	0	0	2	27	
2/15	Rutgers	W	2.0	3	1	1	0	1	37	
2/17	@FAU	**	--	2.0	6	3	3	1	1	44
2/21	@Florida	--	2.1	1	0	0	1	2	30	
3/1	@Wright St.	**	L	1.1	3	6	6	3	3	46
3/8	@Louisville	**	--	2.0	4	4	4	4	2	57
3/17	Army	--	1.0	0	0	0	0	0	7	
3/20	@Wake	--	1.0	0	0	0	2	2	31	
3/25	FGCU	--	1.1	0	0	0	3	2	33	
3/29	@UNC	--	0.0	0	2	2	3	0	14	
4/11	Va. Tech	--	1.0	0	0	0	0	2	11	

38 • DANIEL BRIGGI

RHP

6-0 • 190 • SR • Croton, N.Y. • Hendrick Hudson

- Has been promoted to one of Miami's top relievers in first season
- Has not allowed a run in last seven appearances (10.0 innings)
- Career-long 4.0 IP with career-high 6 K's in 1st W vs. FGCU (3/11)
- Senior walk-on, played club baseball for first three years at Miami
- Cut from team in previous two efforts as walk-on; made it 3rd try
- Accepted and will attend Miami Miller School of Medicine this fall

CAREER STATISTICS

YEAR	ERA	W-L	APP	IP	H	R	ER	BB	SO	B/AVG
2015	1.42	1-0	15	25.1	10	4	4	9	21	.122

SEASON HIGHS

Innings: 4.0, vs. FGCU, 3/11/2015

Hits: 3, vs. FGCU, 3/25/2015

Runs: 2, vs. Wake Forest, 3/22/2015

Earned Runs: 2, vs. Wake Forest, 3/22/2015

Strikeouts: 6, vs. FGCU, 3/11/2015

Walks: 2, twice

2015: BRIGGI GAME-BY-GAME (1-0)

DATE	OPP.	GS	W-L	IP	H	R	ER	BB	SO	NP
2/15	Rutgers	--	2.0	0	0	0	0	2	20	
3/1	Wright State	--	3.0	0	0	0	0	1	4	45
3/7	@Louisville-2	--	0.2	1	0	0	1	0	18	
3/10	@FGCU	W	4.0	1	0	0	1	6	50	
3/13	NC State	--	1.0	0	0	0	0	0	4	
3/14	NC State	--	1.0	1	1	1	1	0	16	
3/22	@Wake	--	2.0	1	2	2	2	1	30	
3/25	FGCU	--	1.2	3	1	1	1	0	1	29
3/28	@UNC	--	3.0	2	0	0	0	0	43	
4/1	Bethune	--	2.0	1	0	0	0	2	25	
4/5	Duke	--	1.2	0	0	0	0	0	17	
4/8	FAU	--	0.2	0	0	0	0	1	9	
4/11	Va. Tech	--	1.0	0	0	0	0	2	15	
4/15	UCF	--	1.0	0	0	0	1	2	16	
4/18	@Virginia	--	0.2	0	0	0	0	2	0	14

19 • BRYAN GARCIA

RHP

6-1 • 205 • SO • Miami, FL • Christopher Columbus

- Pitched clean ninth to earn save last time out in G3 vs. UVA (4/19)
- Charged with loss (4 ER) after blowing save vs. UVA in G2 (4/18)
- Ranks 3rd in ACC with 9 saves - has 24 career (5th in UM history)
- Picked up save with clean ninth inning in midweek vs. UCF (4/15)
- Struck out the side, earned win in 1.0 IP relief vs. FAU (April 8)
- Earned first win of season in 8-7 walk-off victory vs. WSU (2/28)
- Named to '15 NCBWA Stopper of the Year Watch List (top closer)
- UM freshman record w/15 saves - NCBWA 3rd-Team All-American
- 10 of 15 saves in 2014 requires more than one inning of work
- Named 2013 Class 6A-8A Pitcher of the Year by *Miami Herald*

CAREER STATISTICS

YEAR	ERA	W-L	APP	IP	H	R	ER	BB	SO	B/AVG
2015	2.96	4-2	20	24.1	15	9	8	11	22	.185
2014	1.75	7-4	31	51.1	40	12	10	19	56	.220

CAREER 2.14 11-6 51 75.2 55 21 18 30 78 --

CAREER HIGHS

Innings: 3.0, vs. FGCU, 3/19/2014

Hits: 3, nine times

Runs: 4, vs. Virginia, 4/18/2015

Earned Runs: 4, vs. Virginia, 4/18/2015

Strikeouts: 4, twice

Walks: 3, twice

BRYAN GARCIA SEASON HIGHS

Innings: 2.0, three times (last at North Carolina, March 28)

Hits: 3, twice (last at Virginia, April 18)

Runs: 4, at Virginia, April 18

Earned Runs: 4, at Virginia, April 18

Strikeouts: 3, twice (last vs. FAU, April 8)

Walks: 3, twice (last at North Carolina, March 28)

2015: BRYAN GARCIA GAME-BY-GAME (4-2)

DATE	OPP.	GS	W/L	IP	H	R	ER	BB	SO	NP
2/13	Rutgers	S	1.0	1	0	0	0	0	0	11
2/17	@FAU	--	0.1	0	0	0	0	0	8	
2/22	@Florida	--	1.2	0	0	0	1	1	14	
2/25	Barry	S	1.0	0	0	0	0	0	2	14
2/28	Wright State	W	1.0	0	0	0	0	1	11	
3/4	FGCU	S	1.1	3	1	1	0	1	21	
3/7	@Louisville-2	S	2.0	0	0	0	0	2	18	
3/8	@Louisville	L	1.1	1	1	0	3	1	35	
3/13	NC State	W	2.0	0	0	0	0	3	36	
3/15	NC State	--	2.0	0	0	0	0	1	23	
3/21	@Wake	--	1.1	1	0	0	0	0	10	
3/22	@Wake	--	0.2	1	1	1	1	0	11	
3/27	@UNC	S	1.0	1	0	0	1	1	21	
3/28	@UNC	W	2.0	3	2	2	3	1	42	
4/3	Duke	S	1.2	0	0	0	0	3	34	
4/4	Duke	S	1.0	1	0	0	1	0	21	
4/8	FAU	W	1.0	0	0	0	0	3	17	
4/15	UCF	S	1.0	0	0	0	0	1	12	
4/18	@Virginia	L	0.0	3	4	4	1	0	17	
4/19	@Virginia	S	1.0	0	0	0	0	1	18	

14 • DANNY GARCIA

LHP

6-1 • 195 • SO • Miami, FL • Westwood Christian

- Exited with no-decision last time out - 5.1 IP (2 ER) vs. UCF (4/15)
- Leads all Miami starters with five wins and 56 strikeouts
- Has nine starts and three relief appearances in 2015
- Picked up second W of '15 with 5.0 IP, 2 R, 4 K's vs. FGCU (3/4)
- Earned first career win vs. Barry (2/25), career-long 7.2 IP, 9 K's
- Earned first-team All-Dade from *Miami Herald* last two HS seasons

CAREER STATISTICS

YEAR	ERA	W-L	APP	IP	H	R	ER	BB	SO	B/AVG
2015	3.02	5-1	12	59.2	61	23	20	13	56	.271
2014	6.30	0-1	11	20.0	22	16	14	10	18	.282

CAREER 3.84 5-1 23 79.2 83 39 34 23 74 --

CAREER HIGHS

Innings: 7.2, vs. Barry, 2/25/2015

Hits: 11, vs. FGCU, 3/25/2015

Runs: 7, vs. FGCU, 3/25/2015

Earned Runs: 5, vs. FGCU, 3/25/2015

Strikeouts: 11, vs. Stetson, 3/11/2015

Walks: 2, seven times

SEASON HIGHS

Innings: 7.2, vs. Barry, February 25

Hits: 11, vs. FGCU, March 25

Runs: 7, vs. FGCU, March 25

Earned Runs: 5, vs. FGCU, March 25

Strikeouts: 11, vs. Stetson, March 11

Walks: 2, five times (last vs. UCF, April 15)

2015: DANNY GARCIA GAME-BY-GAME (5-1)

DATE	OPP.	GS	W-L	IP	H	R	ER	BB	SO	NP
2/15	Rutgers	**	--	3.0	3	3	3	1	2	58
2/17	@FAU	--	2.2	2	0	0	2	1	43	
2/25	Barry	**	W	7.2	6	2	1	2	9	91
3/4	FGCU	**	W	5.0	9	2	2	2	4	92
3/8	@Louisville	--	4.0	2	0	0	0	1	44	
3/11	Stetson	**	W	7.0	3	0	0	0	11	94
3/17	Army	**	W	7.0	6	1	1	1	6	98
3/22	@Wake	--	1.2	2	0	0	0	1	22	
3/25	FGCU	**	L	6.0	11	7	5	0	6	96
3/25	Bethune	**	W	5.0	7	3	3	1	8	80
4/8	FAU	**	--	5.1	6	3	3	2	4	91
4/15	UCF	**	--	5.1	4	2	2	2	3	93

PLAYER PROFILES

39 • COOPER HAMMOND RHP

6-2 • 195 • SO • Venice, FL • Venice

- Team's top RH reliever out of pen - 22 APP is tied for most on UM
- Submarine style pitcher, effective against righthanded hitters
- Has allowed just one hit, no runs in last six appearances (5.2 IP)
- Pitched scoreless 11th to earn save in appearance vs. UNC (3/28)
- Tossed 2.0 scoreless innings in stint vs. Florida (2/20)
- Named 2013 *Sarasota-Herald Tribune* 7A Player of the Year
- Registered 9-0 record with 0.13 ERA in 56 innings as HS senior

CAREER STATISTICS

YEAR	ERA	W-L	APP	IP	H	R	ER	BB	SO	B/AVG
2015	2.59	3-1	22	24.1	23	8	7	5	18	.250
2014	2.29	5-2	35	35.1	32	14	9	11	37	.252

CAREER 2.41 8-3 57 59.2 55 22 16 16 55 --

CAREER HIGHS

Innings: 2.1, vs. Texas Tech, 6/2/2014

Hits: 4, twice

Runs: 2, five times

Earned Runs: 2, three times

Strikeouts: 3, four times

Walks: 1, 16 times

SEASON HIGHS

Innings: 2.0, three times (last vs. NC State, March 13)

Hits: 4, at Wake Forest, March 21

Runs: 2, three times (last at Wake Forest, March 21)

Earned Runs: 2, three times (last at Wake Forest, March 21)

Strikeouts: 3, twice (last vs. NC State, March 13)

Walks: 1, five times (last at Wake Forest, March 21)

2015: HAMMOND GAME-BY-GAME (3-1)

DATE	OPP.	GS	W-L	IP	H	R	ER	BB	SO	NP
2/13	Rutgers	W	0-2	1	0	0	0	0	1	12
2/14	Rutgers-2	--	1-1	0	0	0	0	0	1	10
2/17	@FAU	L	1-1	3	2	2	0	1	28	
2/20	@Florida	--	2-0	2	0	0	0	1	3	45
2/25	Barry	--	0-0	1	1	0	0	0	9	
2/27	Wright State	W	2-0	0	0	0	0	1	1	26
2/28	Wright State	--	0-2	0	0	0	0	2	12	
3/1	Wright State	--	0-2	3	2	2	0	0	10	
3/4	FGCU	--	1-2	1	0	0	0	0	23	
3/7	@Louisville-2	--	1-1	2	0	0	0	1	0	22
3/13	NC State	--	2-0	1	0	0	0	1	3	31
3/14	NC State	--	0-2	0	0	0	0	0	1	12
3/21	@Wake	--	1-2	4	2	2	1	1	0	27
3/27	@UNC	W	1-1	0	0	0	0	0	1	21
3/27	@UNC	--	1-0	2	0	0	0	2	21	
4/3	Duke	--	0-1	2	1	1	0	0	16	
4/8	FAU	--	1-0	1	0	0	0	2	17	
4/12	Va. Tech	--	1-0	0	0	0	0	0	12	
4/15	UCF	--	1-0	0	0	0	0	0	14	
4/17	@Virginia	--	0-1	0	0	0	0	0	6	
4/18	@Virginia	--	0-2	0	0	0	0	0	6	
4/19	@Virginia	--	1-2	0	0	0	0	0	11	

32 • ANDY HONIOTES RHP

6-3 • 190 • FR • Geneva, Ill. • Geneva Community

- Tossed 2.0 scoreless innings last time out vs. Bethune (4/1)
- Made career debut on 2/15 vs. Rutgers, tossing one scoreless IP
- Earned MVP honors at 2011 *Perfect Game* National Games

CAREER STATISTICS

YEAR	ERA	W-L	APP	IP	H	R	ER	BB	SO	B/AVG
2015	0.00	0-0	4	4.1	3	0	0	4	3	.231

SEASON HIGHS

Innings: 2.0, vs. Bethune-Cookman, 4/1/2015

Hits: 2, vs. Bethune-Cookman, 4/1/2015

Runs: N/A

Earned Runs: N/A

Strikeouts: 2, vs. Rutgers, 2/15/2015

Walks: 3, vs. Bethune-Cookman, 4/1/2015

2015: HONIOTES GAME-BY-GAME (0-0)

DATE	OPP.	GS	W-L	IP	H	R	ER	BB	SO	NP
2/15	Rutgers	--	1-0	1	0	0	0	0	2	19
3/1	Wright State	--	0-1	0	0	0	0	0	2	
3/10	@FGCU	--	1-0	0	0	0	0	1	0	16
4/1	Bethune	--	2-0	2	0	0	0	3	1	37

55 • JESSE LEPORE RHP

6-4 • 210 • FR • Beverly Hills, Fla. • Trinity Catholic

- Tossed 1.0 scoreless inning last time out vs. Virginia Tech (4/11)
- Pitched scoreless innings vs. FGCU (3/10) and Stetson (3/11)
- Made career debut on 2/14 vs. Rutgers, allowing 1 ER in 1.1 IP
- Ranked No. 210 national high school prospect by *Perfect Game*
- Earned Pitcher of the Year from *Ocala Star-Banner* in 2014

CAREER STATISTICS

YEAR	ERA	W-L	APP	IP	H	R	ER	BB	SO	B/AVG
2015	3.38	0-0	6	8.0	8	5	3	7	2	.250

SEASON HIGHS

Innings: 2.0, vs. Florida, February 20

Hits: 4, vs. Wright State, March 1

Runs: 3, vs. Rutgers, February 14 (Game 2)

Earned Runs: 2, vs. Florida, February 20

Strikeouts: 1, twice (last at Wake Forest, March 20)

Walks: 2, twice (last at FGCU, March 10)

2015: LEPORE GAME-BY-GAME (0-0)

DATE	OPP.	GS	W-L	IP	H	R	ER	BB	SO	NP
2/14	Rutgers-2	--	1-1	2	3	1	2	0	38	
2/20	@Florida	--	2-0	1	2	2	1	0	25	
3/1	Wright State	--	1-2	4	0	0	1	0	33	
3/10	@FGCU	--	1-0	0	0	0	2	1	22	
3/11	Stetson	--	1-0	0	0	0	0	0	7	
3/20	@Wake	--	1-0	1	0	0	1	1	22	
4/11	Va. Tech	--	1-0	2	0	0	0	0	23	

18 • MICHAEL MEDIAVILLA LHP

6-5 • 225 • FR • Hialeah, Fla. • Mater Academy

- Has replaced Thomas Woodrey as team's go-to lefty reliever
- Low 90's fastball and excellent changeup among best pitches
- Saw action in all three games vs. UVA, totaled six strikeouts
- Earned second win of season in last home APP vs. UCF (4/15)
- 22 APP tied for team-high; 30 K's is tops amongst relievers
- Tossed 2.0 scoreless with career-high 4 K vs. UNC (3/28)
- Selected by Cincinnati Reds in 40th Round of 2014 MLB Draft
- Ranked No. 240 national high school prospect by *Perfect Game*
- Led Mater to '14 state championship & back-to-back district titles

CAREER STATISTICS

YEAR	ERA	W-L	APP	IP	H	R	ER	BB	SO	B/AVG
2015	2.05	2-1	22	22.0	12	8	5	10	30	1.62

SEASON HIGHS

Innings: 2.0, twice (last vs. FAU, April 8)

Hits: 2, five times (last at Virginia, April 18)

Runs: 2, twice (last at Wake Forest, March 22)

Earned Runs: 2, at Wake Forest, March 22

Strikeouts: 4, at North Carolina, March 28

Walks: 2, twice (last at Virginia, April 19)

2015: MEDIAVILLA GAME-BY-GAME (2-1)

DATE	OPP.	GS	W-L	IP	H	R	ER	BB	SO	NP
2/13	Rutgers	--	0-2	0	0	0	0	0	1	9
2/15	Rutgers	--	1-0	0	0	0	0	1	1	15
2/17	@FAU	--	0-1	0	0	0	0	0	6	
2/20	@Florida	L	1-2	2	1	1	0	3	31	
2/22	@Florida	--	0-1	0	0	0	0	0	10	
2/28	Wright State	--	1-1	0	0	0	0	2	19	
3/4	FGCU	--	1-0	0	0	0	0	2	14	
3/7	@Louisville-1	--	0-2	0	2	0	1	1	24	
3/8	@Louisville	--	1-0	0	0	0	1	1	21	
3/11	Stetson	--	1-0	1	0	0	0	3	16	
3/13	NC State	--	1-0	0	0	0	0	1	13	
3/14	NC State	--	1-0	0	0	0	0	1	14	
3/21	@Wake	--	1-0	2	1	1	0	0	17	
3/22	@Wake	--	0-1	2	2	2	1	0	15	
3/28	@UNC	--	2-0	0	0	0	0	2	4	30
4/3	Duke	W	1-0	0	0	0	0	1	1	23
4/8	FAU	--	2-0	0	0	0	0	0	1	31
4/12	Va. Tech	--	1-0	0	0	0	0	0	1	13
4/15	UCF	W	0-2	0	0	0	0	1	11	
4/17	@Virginia	--	1-0	2	1	1	0	2	17	
4/18	@Virginia	--	0-2	2	0	0	0	1	1	21
4/19	@Virginia	--	1-1	1	1	0	2	3	37	

38 • RYAN OTERO RHP

6-5 • 205 • JR • Coral Gables, FL • Ransom Everglades

- Has not allowed a run in last five appearances (totaling 7.0 IP)
- Tossed 3.0 scoreless innings in relief vs. UNC (3/29)
- Emergency start vs. UF (2/20) when Andy Suarez was scratched
- Matched career-long with 3 IP vs. Gators, allowing 2 H & 1 R
- Went career-long 3 IP in win over Rutgers (2/14)
- Led team in strikeouts during fall ball, where he impressed
- Older brother Dan Otero plays for Oakland Athletics

CAREER STATISTICS

YEAR	ERA	W-L	APP	IP	H	R	ER	BB	SO	B/AVG
2015	3.98	0-0	11	20.1	17	10	9	5	10	.221
2014	0.00	0-0	1	0.1	1	0	0	0	1	.333
2013	13.50	0-0	4	3.1	4	7	5	5	2	.267

CAREER 5.25 0-0 16 24.0 22 17 14 10 13 --

CAREER HIGHS

Innings: 3.0, four times

Hits: 5, vs. Wright State, 3/1/2015

Runs: 4, twice

Earned Runs: 3, four times

Strikeouts: 3, vs. FGCU, 3/10/2015

Walks: 2, twice

SEASON HIGHS

Innings: 3.0, four times (last at North Carolina, March 29)

Hits: 5, vs. Wright State, March 1

Runs: 4, at FGCU, March 10

Earned Runs: 3, twice (last at FGCU, March 10)

Strikeouts: 3, at FGCU, March 10

Walks: 2, at FGCU, March 10

2015: OTERO GAME-BY-GAME (0-0)

DATE	OPP.	GS	W-L	IP	H	R	ER	BB	SO	NP
2/14	Rutgers-1	--	3-0	2	2	2	1	1	1	41
2/17	@FAU	--	1-1	0	0	0	0	0	0	18
2/20	@Florida	**	--	3-0	2	1	1	1	0	44
2/27	Wright St.	--	1-0	1	0	0	0	0	1	17
3/1	Wright St.	--	2-0	5	3	3	1	2	41	
3/10	@FGCU	**	--	3-0	4	4	3	2	3	47
3/17	Army	--	1-0	0	0	0	0	0	0	3
3/20	@Wake	--	1-0	0	0	0	0	0	1	13
3/29	@UNC	--	3-0	0	0	0	0	0	1	31
4/5	Duke	--	1-0	2	0	0	0	0	0	12
4/10	Va Tech.	--	1-0	1	0	0	0	1	17	

52 • DANIEL SAYLES LHP

6-4 • 212 • Jr. • Wauwatosa, Wisc. • Sacra. City Coll.

- Had emergency start vs. NCST (3/13), went just 0.2 innings
- Made season debut on 2/14 vs. RU, tossing 0.2 scoreless innings
- Made career debut with scoreless IP in win over Villanova (3/5/14)
- Spent two seasons at Sacramento City College

CAREER STATISTICS

YEAR	ERA	W-L	APP	IP	H	R	ER	BB	SO	B/AVG
2015	10.80	0-0	5	1.2	4	3	2	1	0	.444
2014	7.36	0-1	5	3.2	5	4	3	2	3	.385

CAREER 9.65 0-1 10 5.1 9 7 5 3 3 --

CAREER HIGHS

Innings: 1.0, twice

Hits: 2, vs. Stetson, 3

PLAYER PROFILES

HITTER PROFILES

13 • WILLIE ABREU

OF

6-4 • 225 • SO • Hialeah, FL • Mater Academy

- Led team with .533 average (8-for-15) and five RBI last week
- Bumped average to over .300 with dominant week at the plate
- Connected on game-winning, bases-clearing 2B vs. UVA (4/19)
- Elected team captain alongside fellow sophomore Bryan Garcia
- Connected on solo blast vs. UCF (4/15) that hit RF parking garage
- 61 hits in 2014 were tied for third-most; was third team All-ACC
- Drafted in 14th round of 2013 MLB Draft by Cincinnati Reds
- Ranked No. 175 Draft-eligible prospect in 2013 by *Perfect Game*

CAREER STATISTICS

YEAR	AVG	GP-GS	AB	R	H	2B	3B	HR	RBI	SB-A
2015	.302	40-40	139	27	42	6	0	2	28	4-4
2014	.277	61-59	220	29	61	8	1	1	28	4-5

CAREER .287 101-99 359 56 103 14 1 3 56 8-9

CAREER HIGHS

At Bats: 7, vs. North Carolina, 5/16/2014
Runs: 3, twice (last vs. Villanova, 3/4/2014)
Hits: 4, twice (last at Virginia, 4/19/2015)
RBI: 3, twice (last at Virginia, 4/19/2015)
Walks: 2, nine times (last vs. Bethune-Cookman, 4/1/2015)
Steals: 1, eight times (last vs. Virginia Tech, 4/11/2015)
Hitting Streak: 12 games (2014)

SEASON HIGHS

At Bats: 5, seven times (last at Virginia, April 19)
Runs: 2, five times (last vs. Virginia Tech, April 12)
Hits: 4, twice (last at Virginia, April 18)
RBI: 3, twice (last at Virginia, April 19)
Walks: 2, four times (last vs. Bethune-Cookman, April 1)
Steals: 1, four times (last vs. Virginia Tech, April 11)
Hitting Streak: 7 games (current)

17 • CHRISTOPHER BARR

1B

6-1 • 200 • SO • Royal Palm Beach, FL • RPBeach HS

- Has started past 25 at first base leading into Friday vs. FSU
- Ranked second on team with .444 average last week (4-for-9)
- Missed 2014 season while recovering from surgery
- Excels defensively at first base | Six steals fourth-most on UM
- Recorded first career three-hit game in win over Wake (3/21)
- Went 2-for-3 with 2B, 3B, gamewinning hit vs. NC State (3/14)
- Finished Opening Weekend .347 (5-for-14), went 1-for-4 vs. FAU

CAREER STATISTICS

YEAR	AVG	GP-GS	AB	R	H	2B	3B	HR	RBI	SB-A
2015	.288	35-32	104	18	30	6	2	0	10	6-6
2013	.217	55-29	115	27	25	1	1	0	6	7-10

CAREER .251 90-61 219 45 55 7 3 0 16 13-16

CAREER HIGHS

At Bats: 5, six times (last vs. Virginia Tech, 4/10/2015)
Runs: 2, eight times (last at Virginia, 4/17/2015)
Hits: 3, at Wake Forest, 3/21/2015
RBI: 3, vs. Virginia Tech, 3/22/2013
Walks: 2, three times (last vs. UCF, 4/1/2015)
Steals: 2, vs. North Carolina, 3/17/2013
Hitting Streak: 5 games, twice (last 2015)

SEASON HIGHS

At Bats: 5, four times (last vs. Virginia Tech, April 10)
Runs: 2, six times (last at Virginia, April 17)
Hits: 3, at Wake Forest, March 21
RBI: 2, twice (last vs. Virginia Tech, April 10)
Walks: 2, twice (last vs. UCF, April 15)
Steals: 1, six times (last vs. FAU, April 8)
Hitting Streak: 5 games

45 • CARL CHESTER

OF

6-0 • 190 • FR. • Longwood, FL • Lake Brantley

- Moved to No. 9 from leadoff spot in lineup during Duke series
- Recorded two RBI groundouts in team's series vs. Virginia
- Offers dynamic speed - 10 steals rank third most on UM
- Hit .455 vs. Wake (5-for-11), including leadoff HR in G2 (3/21)
- Four home runs ties him for third most on team - has 10 XBHs
- Selected in 38th round of 2014 MLB Draft by Milwaukee
- Chosen by *D1Baseball.com* as pick for ACC Freshman of the Year

CAREER STATISTICS

YEAR	AVG	GP-GS	AB	R	H	2B	3B	HR	RBI	SB-A
2014	.253	40-38	150	26	38	5	1	4	19	10-13

SEASON HIGHS

At Bats: 6, vs. Wake Forest, March 21
Runs: 2, seven times (last at Wake Forest, March 21)
Hits: 3, twice (last at Wake Forest, March 21)
RBI: 2, twice (last vs. Virginia Tech, April 11)
Walks: 2, twice (last at Wake Forest, March 20)
Hitting Streak: 7 games

0 • ZACK COLLINS

C/DH

6-3 • 220 • SO • Pembroke Pines, Fla. • Amer. Heritage

- Leads all hitters with 34 walks & ranks second with five homers
- Has already matched last year's runs scored total of 32
- 14 extra-base hits ranks second on UM (only to Thompson's 24)
- Delivered game-tying single during two-out rally vs. FAU (4/8)
- Recorded first three-hit game of 2015 w/ 2 RBI vs. Bethune (4/1)
- Solo home run in 11th inning was GWH in Game 2 vs. UNC (3/28)
- 6th *Baseball America* National Freshman of the Year from Miami
- Ranked by *Perfect Game* as top 2016 Draft-eligible player in ACC
- Named ACC Freshman of the Year and to All-ACC Third Team at C

CAREER STATISTICS

YEAR	AVG	GP-GS	AB	R	H	2B	3B	HR	RBI	SB-A
2015	.261	40-40	142	32	37	6	3	5	24	6-6
2014	.298	61-58	205	32	61	14	3	11	54	0-0

CAREER .282 101-98 347 64 98 20 6 16 78 6-6

CAREER HIGHS

At Bats: 6, twice (last vs. Duke, 5/24/2014)
Runs: 3, twice (last vs. Bethune-Cookman, 4/1/2015)
Hits: 4, vs. Notre Dame, 4/20/2014
RBI: 6, at NC State, 3/30/2014
Walks: 3, five times (last at Wake Forest, 3/20/2015)
Hitting Streak: 9 games (2015)

SEASON HIGHS

At Bats: 5, four times (last vs. Virginia Tech, April 11)
Runs: 3, twice (last vs. Bethune-Cookman, April 1)
Hits: 3, vs. Bethune-Cookman, April 1
RBI: 3, three times (last at Florida, February 21)
Walks: 3, twice (last at Wake Forest, March 20)
Hitting Streak: 9 games

44 • PETER CROCITTO

C/3B

6-0 • 205 • FR. • Palm City, FL • South Fork

- Connected on first career double & RBI in opener vs. VT (4/1)
- Has .400 average in 10 pinch hit at bats (four hits)
- Has seen action in nine games in first season
- Made diving stop at third in 9th vs. Wake (3/21) to save a basehit

CAREER STATISTICS

YEAR	AVG	GP-GS	AB	R	H	2B	3B	HR	RBI	SB-A
2015	.400	8-0	10	2	4	2	0	0	1	0-0

SEASON HIGHS

At Bats: 3, vs. Rutgers, February 15
Runs: 1, vs. Bethune-Cookman, April 1
Hits: 1, four times (last vs. Virginia Tech, April 10)
RBI: 1, vs. Virginia Tech (April 10)
Walks: N/A
Hitting Streak: 2 games

2 • RICKY EUSEBIO

OF

5-11 • 195 • JR • Homestead, FL • Gulliver Prep

- Moved to leadoff spot during Duke series after hitting in 2-hole
- .443 on-base percentage is second-best among regular starters
- Has career 87.0% rate on stolen bases, including 81.2% this year
- Had team-high five RBI in sweep of Virginia Tech (4/10-12)
- Set career highs in every off. category in 2015 - his first as starter
- Scored tying run, winning run in walk-off W over FAU (4/8)
- Constant on-base threat - HBP leader (11), 2nd in walks (29)
- One of only three players to start all 41 games this season
- Excels on defense, staff considers him w/best UM def. CFs ever
- Named to first team All-Dade senior season by *Miami Herald*

CAREER STATISTICS

YEAR	AVG	GP-GS	AB	R	H	2B	3B	HR	RBI	SB-A
2015	.292	41-41	144	42	42	9	2	2	16	13-16
2014	.263	44-13	57	16	15	2	0	0	7	6-6
2013	.221	47-23	95	14	21	3	0	0	8	8-9

CAREER .264 132-77 296 72 78 14 2 2 31 27-31

CAREER HIGHS

At Bats: 5, seven times (last vs. Virginia Tech, 4/12/2015)
Runs: 3, three times (last at FGCU, 3/10/2015)
Hits: 3, four times (last vs. Duke, 4/3/2015)
RBI: 3, four times (last vs. Virginia Tech, 4/11/2015)
Walks: 2, 10 times (last vs. FAU, 4/8/2015)
Steals: 2, four times (last vs. Rutgers, 2/15/2015)
Hitting Streak: 7 games (2015)

SEASON HIGHS

At Bats: 5, four times (last vs. Virginia Tech, April 12)
Runs: 3, three times (last at FGCU, March 10)
Hits: 3, twice (last vs. Duke, April 3)
RBI: 3, twice (last vs. Virginia Tech, April 11)
Walks: 2, nine times (last vs. FAU, April 8)
Steals: 2, vs. Rutgers, February 15, 2015
Hitting Streak: 7 games

24 • JACOB HEYWARD

OF

6-3 • 201 • SO • McDonough, GA • Eagle's Landing

- Made fifth start of season (LF) in finale vs. Virginia (4/19)
- Serves as one of team's top defensive replacements in rightfield
- Made first start of season vs. Barry (2/27), had two walks
- Saw action in all four games versus Rutgers, totaling 3 R & 2 RBI
- Drafted in the 38th round of the 2013 MLB Draft by Atlanta
- Ranked No. 196 senior overall (No. 11 in Georgia) by *Perfect Game*
- Younger brother of St. Louis Cardinals' outfielder Jacob Heyward

CAREER STATISTICS

YEAR	AVG	GP-GS	AB	R	H	2B	3B	HR	RBI	SB-A
2015	.194	30-5	36	8	7	1	0	0	2	0-1
2014	.160	14-6	25	5	4	1	0	0	3	0-1

CAREER .180 44-11 61 13 11 2 0 0 5 0-2

CAREER HIGHS

At Bats: 5, at FGCU, 3/10/2015
Runs: 2, twice (last vs. Duke, 5/25/2015)
Hits: 3, vs. Duke, 5/24/2014
RBI: 3, vs. Duke, 5/10/2014
Walks: 2, vs. Barry, 2/25/2015
Steals: N/A
Hitting Streak: 5 games (2014)

SEASON HIGHS

At Bats: 5, at FGCU, March 10
Runs: 1, eight times (last vs. Virginia Tech, April 11)
Hits: 1, seven times (last vs. UCF, April 15)
RBI: 2, vs. Rutgers, February 15
Walks: 2, vs. Barry, February 25
Steals: N/A
Hitting Streak: 2 games, twice

7 • GEORGE ISKENDERIAN INF

- 6-0 • 190 • JR • Englewood Cliffs, NJ • IRCC**
- .360 average leads all UM hitters and ranks 7th-best in ACC
 - 14 steals is team high and ties him for fourth-most in ACC
 - Had first walk-off hit of UM career in 10th inning vs. FAU (4/8)
 - Made first start of career at second base vs. Bethune (4/1)
 - One of only three players to start all 41 games this season
 - Leads team w/15 multi-hit games; nine multi-RBI games tie for 3rd
 - Hit .571 (8-for-14) with four runs in sweep of Duke (4/3-4/6)
 - Picked by St. Louis (34th RD) in MLB Draft out of Indian River CC
 - Played freshman season at South Carolina, hitting .250 with 6 RBI

CAREER STATISTICS

YEAR	AVG	GP-GS	AB	R	H	2B	3B	HR	RBI	SB-A
2015	.360	41-41	161	41	58	8	2	2	34	14-14

SEASON HIGHS

At Bats: 5, 11 times (last vs. Virginia Tech, April 12)
Runs: 3, twice (last vs. Bethune-Cookman, April 1)
Hits: 4, vs. Rutgers, February 15
RBI: 3, four times (last vs. Duke, April 5)
Walks: 2, four times (last vs. FAU, April 8)
Steals: 2, three times (last vs. Bethune-Cookman, April 1)
Hitting Streak: 12 games

40 • GARRETT KENNEDY C

- 6-1 • 210 • SR • Davie, Fla. • Archbishop McCarthy**
- Has hit .390 since in nine games since moving into No. 2 spot
 - Serving as one of Miami's most productive hitters in last year
 - Already has set career highs in every offensive category
 - Has alternated as catcher / designated hitter with Zack Collins
 - Hit two-run walk-off home run in bottom nine vs. Wright St. (2/27)
 - One of team's most experienced players, one of four seniors
 - Saw action in 43 games in 2014, including 38 starts at catcher
 - Connected in homers in back-to-back games against Florida in '14
 - Named to 2014 Coral Gables Regional All-Tournament Team

CAREER STATISTICS

YEAR	AVG	GP-GS	AB	R	H	2B	3B	HR	RBI	SB-A
2015	.358	38-33	123	30	44	7	1	4	27	1-1
2014	.231	43-38	117	14	27	3	0	2	16	1-1
2013	.282	45-39	124	17	35	4	0	3	16	0-2
2012	.165	40-31	85	6	14	0	0	0	4	0-1

CAREER .267 166-141 449 67 120 14 1 9 63 2-5

CAREER HIGHS

At Bats: 6, vs. FAU, 4/8/2015
Runs: 5, vs. Rutgers, 2/15/2015
Hits: 3, four times (last vs. Virginia Tech, 4/10/2015)
RBI: 3, three times (last vs. Duke, 4/3/2015)
Walks: 3, vs. St. John's, 3/5/2013
Steals: 1, twice (last vs. Virginia, 4/19/2015)
Hitting Streak: 11 games (2015)

SEASON HIGHS

At Bats: 6, vs. FAU, April 8
Runs: 5, vs. Rutgers, February 15
Hits: 3, four times (last vs. Virginia Tech, April 10)
RBI: 3, twice (last vs. Duke, April 3)
Walks: 2, six times (last vs. Virginia Tech, April 12)
Steals: 1, vs. Virginia, April 19
Hitting Streak: 11 games

51 • BRANDON LOPEZ SS

- 6-1 • 190 • JR • Miramar, FL • American Heritage**
- Has started 11 of last 12 games at SS, including eight straight
 - Hit leadoff single (Bottom 7), had game-winning run vs. UCF (4/15)
 - Led team with .500 average in three starts at SS vs. VT (4/10-12)
 - One of the top defensive infielders in the conference
 - Has made 135 starts at shortstop in two+ seasons at Miami
 - Drafted in 34th round of 2012 MLB Draft by Toronto

CAREER STATISTICS

YEAR	AVG	GP-GS	AB	R	H	2B	3B	HR	RBI	SB-A
2015	.299	23-21	67	9	20	2	1	0	11	0-0
2014	.233	56-56	189	23	44	6	1	0	29	6-11
2013	.243	59-58	181	17	44	1	0	1	15	5-7

CAREER .247 138-135 437 49 108 9 2 1 55 11-18

LOPEZ CAREER HIGHS

At Bats: 7, vs. North Carolina, 5/16/2014
Runs: 2, six times (last vs. Virginia Tech, 4/11/2015)
Hits: 3, five times (last at Louisville, 3/7/2015)
RBI: 4, twice (last vs. Boston College, 3/7/2014)
Walks: 3, twice (last at Clemson, 4/27/2014)
Steals: 2, vs. Clemson, 4/27/2014
Hitting Streak: 7 games (2013)

LOPEZ SEASON HIGHS

At Bats: 4, five times (last vs. Virginia Tech, April 11)
Runs: 2, vs. Virginia Tech, April 11
Hits: 3, at Louisville, March 7
RBI: 3, at Louisville, March 7
Walks: 2, twice (last vs. Virginia Tech, April 10)
Steals: N/A
Hitting Streak: 5 games

42 • EDGAR MICHELANGELI INF

- 6-1 • 210 • R-SO • Miami, FL • Florida Christian**
- Went hitless in two at bats in start at DH vs. Bethune (4/1)
 - Went 1-for-4 in start at DH vs. Army (3/17)
 - Two-run 2B in 8th inning helped clinch win vs. Rutgers (2/14)
 - Made 18 appearances in first full season in '14, including 10 GS
 - Sat out 2013 season due to NCAA transfer rules (Miami-Dade JC)

CAREER STATISTICS

YEAR	AVG	GP-GS	AB	R	H	2B	3B	HR	RBI	SB-A
2015	.229	24-10	48	4	11	3	0	0	3	1-1
2014	.209	17-10	43	4	9	3	0	0	9	0-1

CAREER .220 41-20 91 8 20 6 0 0 12 1-2

CAREER HIGHS

At Bats: 5, at FGCU, 3/10/2015
Runs: 2, vs. Wright State, 2/27/2015
Hits: 2, vs. FAU, 2/17/2015
RBI: 2, twice (last vs. Rutgers, 2/14/2015)
Walks: 2, vs. Wright State (2/27/2015)
Hitting Streak: 4 games (2015)

SEASON HIGHS

At Bats: 5, at FGCU, March 10
Runs: 2, vs. Wright State, February 27
Hits: 2, at FAU, February 17
RBI: 2, vs. Rutgers, February 14
Walks: 2, vs. Wright State, February 27
Hitting Streak: 4 games (twice)

4 • JOHNNY RUIZ 2B

- 5-11 • 195 • SO • Coral Gables, FL • Westminster Chris.**
- Catalyst for Miami's rally vs. FAU - pinch-hit leadoff single (4/8)
 - Started at second vs. Duke (4/5) & reached in all four appearances
 - Team's top hitter at UNC: 4-for-9 (.444) with GWH in Game 1
 - Finished Wake series 4-for-11 (.363) with one run scored
 - Delivered GWH on Opening Day, two-RBI single in 8th inning
 - Took over 3B midway thru '14 after Thompson suffered blood clot
 - Named 2013 4A-2A Player of the Year by *Miami Herald*
 - Hit .564 with five home runs and 40 RBI during senior season

CAREER STATISTICS

YEAR	AVG	GP-GS	AB	R	H	2B	3B	HR	RBI	SB-A
2015	.277	32-21	83	10	23	1	1	0	15	0-0
2014	.229	45-38	131	22	30	7	0	0	11	2-4

CAREER .248 77-59 214 32 53 8 0 0 26 2-4

CAREER HIGHS

At Bats: 5, vs. Rutgers, 2/15/2015
Runs: 2, five times (last vs. Duke, 5/10/2014)
Hits: 3, twice (last vs. Pittsburgh, 4/13/2014)
RBI: 3, vs. Rutgers, 2/13/2015
Walks: 2, eight times (last vs. Duke, 4/5/2015)
Steals: 1, twice (last at Virginia Tech, 4/6/2014)
Hitting Streak: 6 games (2014)

SEASON HIGHS

At Bats: 5, vs. Rutgers, February 15
Runs: 1, 10 times (last vs. Virginia Tech, April 12)
Hits: 2, five times (last vs. Duke, April 5)
RBI: 3, vs. Rutgers, February 13
Walks: 2, vs. Duke, April 5
Hitting Streak: 3 games (three times)

28 • MALIK ROSIER OF

- 6-3 • 213 • FR • Mobile, AL • Faith Academy**
- Had first career hits - two-RBI 1B & solo HR - 2/15/15 vs. Rutgers
 - Four-year letterman at Faith Academy, speedy & can hit for power
 - Played catcher first three seasons before switching to outfield
 - Also playing quarterback for football team at Miami

CAREER STATISTICS

YEAR	AVG	GP-GS	AB	R	H	2B	3B	HR	RBI	SB-A
2015	.375	7-0	8	1	3	0	0	1	3	0-0

SEASON HIGHS

At Bats: 3, vs. Rutgers, February 15
Runs: 1, vs. Rutgers, February 15
Hits: 2, vs. Rutgers, February 15
RBI: 3, vs. Rutgers, February 15

8 • DAVID THOMPSON INF

- 6-2 • 220 • JR • Miami, FL • Westminster Christian**
- Named to Golden Spikes Award Midseason Watch List
 - Leads team and ranks third in ACC in HR's (10) and RBI (50)
 - Has started all 41 games of season - 31 at 3B, 1 at DH, 9 at 1B
 - Preseason All-America second-team selection by *Baseball America*
 - Named ACC Co-POTW on 3/23 after hitting .389 w/4 HR, 13 RBI in UM's 3-1 week; slugged 1.278 in four games, added 2 2B, 1 3B
 - Developed blood clot in arm midway though '14, missed 32 games
 - Earned Freshman All-America honors from *Perfect Game* in 2013
 - Was the first three-time *Miami Herald* Athlete of the Year winner
 - State home run leader for single season (19) and career (55), breaking records set by Alex Rodriguez at same school/ballpark

CAREER STATISTICS

YEAR	AVG	GP-GS	AB	R	H	2B	3B	HR	RBI	SB-A
2015	.340	41-41	156	32	53	12	2	10	50	1-3
2014	.278	30-30	108	15	30	6	1	0	15	0-1
2013	.286	52-51	182	22	52	14	0	6	46	3-5

CAREER .303 123-122 446 69 135 32 3 16 111 4-9

CAREER HIGHS

At Bats: 6, twice (last at FGCU, 3/10/2015)
Runs: 3, three times (last vs. Virginia Tech, 4/11/2015)
Hits: 4, at FGCU, 3/10/2015
RBI: 7, at Wake Forest, 3/20/2015
Walks: 2, eight times (last at Virginia, 4/19/2015)
Steals: 1, four times (last vs. Rutgers, 2/14/2015)
Hitting Streak: 20 games (2015)

SEASON HIGHS

At Bats: 6, twice (last at FGCU, March 10)
Runs: 3, twice (last vs. Virginia Tech, April 11)
Hits: 4, at FGCU, March 10
RBI: 7, at Wake Forest, March 20
Walks: 2, five times (last at Virginia, April 19)
Steals: 1, vs. Rutgers, February 14
Hitting Streak: 20 games

10 • JUSTIN SMITH OF

- 6-2 • 205 • FR • St. John's, FL • Bartram Trail**
- Had one walk, one run scored in start at LF vs. Duke (4/5)
 - Made first start of career Saturday vs. NC State (3/14)
 - Had first career hit in first career at bat vs. Rutgers (2/14)
 - Saw action in three games vs. Rutgers, scored two runs
 - Ranked No. 51 national high school prospect by *Perfect Game*
 - Ranked No. 43 high school prospect by *Baseball America*
 - Named *Perfect Game* First Team All-American from 2011-14

CAREER STATISTICS

YEAR	AVG	GP-GS	AB	R	H	2B	3B	HR	RBI	SB-A
2015	.190	12-3	21	4	4	0	0	0	0	0-0

SEASON HIGHS

At Bats: 4, vs. Army, March 17
Runs: 1, four times (last vs. Duke, April 5)
Hits: 1, four times (last vs. Bethune-Cookman, April 1)
RBI: N/A
Walks: 1, three times (last vs. Duke, April 5)
Steals: N/A
Hitting Streak: N/A

STARTING PITCHER PROFILES

43 THOMAS WOODREY JR LHP**Junior (2015)...**

Has stepped up in first season as starting pitcher, tossing 6.0 innings in every start this spring...2.57 ERA is lowest among all starters...Changeup is best among all pitchers on staff...Moved up to Friday night role after Florida series, beginning vs. Wright State (Feb. 20)...10 walks are fewest among starting pitchers...Scratched from start vs. NC State due to stomach virus...Has

Sophomore (2014)...

Served as one of team's most reliable relievers, finishing with 31 appearances totaling 49.2 innings...Recorded 2.54 ERA – third-lowest among bullpen regulars...Struck out 36 batters compared to just 11 walks...19 of 31 appearances were of more than one inning...Made six postseason appearances: three in ACC Championship (May 21-24), and three in NCAA Coral Gables Regional (May 31-June 2)...Struck out eight batters and walked just two in postseason.

Freshman (2013)...

Saw action in 19 games including three starts...Totaled 40.1 innings, fifth-most of any pitcher on staff...Ended season with 4-0 record and 3.12 ERA...Opened season as midweek starter before shifting to bullpen...Finished with 30 strikeouts compared to 14 walks...Made three appearances in postseason totaling 3.0 innings with six strikeouts.

CAREER HIGHS

Innings: 8.0, vs. Maine, 3/5/2013

Hits Allowed: 11, vs. Louisville, 3/7/2015

Runs Allowed: 7, twice

Earned Runs Allowed: 5, vs. Louisville, 3/7/2015

Strikeouts: 7, vs. Virginia Tech, 4/10/2015

Walks: 5, vs. FAU, 2/20/2013

CAREER STATISTICS

YEAR	ERA	W-L	APP	IP	H	R	ER	BB	SO	B/AVG
2015	2.57	4-2	9	56.0	55	31	16	10	30	.252
2014	2.54	4-0	31	49.2	38	14	14	11	36	.221
2013	3.12	4-0	19	40.1	35	18	14	14	30	.230
CAREER	2.71	12-2	59	146.0	128	63	44	35	126	

30 ANDREW SUAREZ R-JR LHP**Redshirt Junior (2015)...**

Named to Golden Spikes Award Watch List, recognizing top amateur player...Has perfect 4-0 record in seven starts, having missed three weeks due to oblique strain suffered in pregame bullpen vs. Florida (Feb. 20)...2.09 ERA is lowest among weekend starters...Struck out career-high 12 batters in 8.0-inning outing vs. Duke (April 4)...Considered among top college lefthanders eligible for 2015 MLB Draft.

Redshirt Sophomore (2014)...

Selected by Washington Nationals in second round of 2014 MLB First-Year Player Draft (No. 57 overall)...Earned third-team All-ACC recognition...Made 16 starts in weekend rotation, totaling 109.2 innings...Struck out season-high 10 batters twice...Tossed 9.0 innings in four different games.

Redshirt Freshman (2013)...

Recovered from shoulder surgery and made 15 starts as member of weekend rotation...Finished with 3-5 record and 3.95 ERA...Threw 86.2 innings, third-most of any pitcher on staff...Struck out 57 batters and issued 19 walks...Totaled 12.0 innings in two postseason starts against North Carolina (May 23) and Oklahoma State (June 2) with eight strikeouts and one walk.

Freshman (2012)...

Missed nearly entire season rehabbing from surgery...Started and pitched three impressive innings against the Marlins in the team's stadium-opening exhibition.

CAREER HIGHS

Innings: 9.0, four times

Hits Allowed: 11, twice

Runs Allowed: 7, twice

Earned Runs Allowed: 7, twice

Strikeouts: 12, vs. Duke, 4/4/2015

Walks: 5, vs. Wake Forest, 5/12/2013

CAREER STATISTICS

YEAR	ERA	W-L	APP	IP	H	R	ER	BB	SO	B/AVG
2015	2.09	4-2	7	38.2	41	14	9	12	38	.273
2014	2.95	6-3	16	109.2	108	46	36	15	87	.256
2013	3.95	3-5	15	86.2	94	47	38	19	57	.282
2012	19.29	0-0	3	2.1	6	5	5	1	1	.462
CAREER	2.81	13-10	41	281.2	249	112	88	47	183	

STARTING PITCHER PROFILES

47 ENRIQUE SOSA JR RHP



Junior (2015)...

Has been among Miami's breakout performers in 2015...Has made 10 starts on weekend rotation, only pitcher to start every weekend...12-to-6 true curveball among best pitches on staff...Has 43 strikeouts in 53 innngs, and tied for team lead with five wins...Went career-long 7.0 innngs vs. Duke (April 5)...Struck out career-high 10 batters in first start of season vs. Rutgers (Feb. 14).

Sophomore (2014)...

Made 11 appearances out of bullpen, totaling 15.1 innngs...Recorded 7.04 ERA with 14 strikeouts...Struck out career-high four batters against Bethune-Cookman (March 11) in career-long 2.2 innngs...Tossed two scoreless innngs against Virginia Tech (April 4)...Struck out three batters in two clean innngs against Alabama State (May 2)...Did not allow any hits in 1.2 scoreless innngs against North Carolina (May 16).

Freshman (2013)...

Made five appearances out of the bullpen, totaling 7.0 innngs...Allowed five earned runs (6.40 ERA)...Finished with three strikeouts...Pitched 1.0 scoreless innng in career debut against St. Thomas (Feb. 26)...Went career-high 2.2 innngs and struck out career-high two batters against Illinois State (March 12).

CAREER HIGHS

Innings: 7.0, vs. Virginia Tech, 4/12/2015

Hits Allowed: 9, vs. North Carolina, 3/29/2015

Runs Allowed: 7, vs. North Carolina, 3/29/2015

Earned Runs Allowed: 7, vs. North Carolina, 3/29/2015

Strikeouts: 10, vs. Oklahoma State, 5/31/2013

Walks: 3, three times

CAREER STATISTICS

YEAR	ERA	W-L	APP	IP	H	R	ER	BB	SO	B/AVG
2015	4.25	5-3	10	53.0	54	28	25	18	43	.261
2014	7.04	0-1	11	15.1	12	14	12	11	14	.207
2013	6.43	0-0	5	7.0	8	5	5	6	3	.296
CAREER	2.19	5-4	26	75.1	74	47	42	35	60	

14 DANNY GARCIA SO LHP



Sophomore (2015)...

Has been among team's most improved players in 2015, and has solidified role as No. 4 starter during midweek games...Has also served in long relief role out of bullpen...56 strikeouts leads the team...59.2 innngs is most of any pitcher on staff...Has made nine starts and three relief appearances...Struck out career-high 11 in start vs. Stetson...Will factor into weekend after midweek start vs. FAU was postponed.

Freshman (2014)...

Saw action in 11 games, including three starts...Finished with 18 strikeouts...Made career-first appearance in season opener against Maine (Feb. 14), striking out one batter...Recorded career-first start against Villanova (March 5), allowing two runs while striking out career-high eight...Went career-long 4.2 innngs against Stetson (March 12)...Struck out 11 batters in three starts

High School...

Earned first-team All-Dade recognition from Miami Herald for final two seasons at Westwood Christian...Garnered all-state honors from Florida Athletic Coaches Association (FACA)...Recorded 5-2 record with 85 strikeouts and 1.85 ERA senior season, guiding school to first state championship in its history.

CAREER HIGHS

Innings: 7.2, vs. Barry, 2/25/2015

Hits Allowed: 11, vs. FGCU, 3/25/2015

Runs Allowed: 7, vs. FGCU, 3/25/2015

Earned Runs Allowed: 5, vs. FGCU, 3/25/2015

Strikeouts: 11, vs. Stetson, 3/11/2015

Walks: 2, three times

CAREER STATISTICS

YEAR	ERA	W-L	APP	IP	H	R	ER	BB	SO	B/AVG
2015	3.02	5-1	12	59.2	61	23	20	13	56	.271
2014	6.30	0-1	11	20.0	22	16	14	10	18	.282
CAREER	3.84	5-2	23	79.2	83	39	34	23	74	



2015 Miami Hurricanes Baseball
Overall Statistics for Miami (FL) (as of Apr 19, 2015)
(All games Sorted by Batting avg)



Record: 30-11 Home: 22-2 Away: 8-9 ACC: 15-6

Player	avg	gp-gs	ab	r	h	2b	3b	hr	rbi	tb	slg%	bb	hp	so	gdp	ob%	sf	sh	sb-att	po	a	e	fld%
George Iskenderian	.360	41-41	161	41	58	8	2	2	34	76	.472	20	4	31	2	.436	3	1	14-14	55	100	15	.912
Garrett Kennedy	.358	38-33	123	30	44	7	1	4	27	65	.528	24	2	14	2	.467	1	2	1-1	127	12	0	1.000
David Thompson	.340	41-41	156	32	53	12	2	10	50	99	.635	24	3	19	5	.430	3	3	1-3	109	69	8	.957
Willie Abreu	.302	40-40	139	27	42	6	0	2	28	54	.388	15	5	28	4	.390	0	5	4-4	73	5	0	1.000
Ricky Eusebio	.292	41-41	144	42	42	9	2	2	16	61	.424	29	11	25	1	.443	1	5	13-16	90	1	0	1.000
Christopher Barr	.288	35-32	104	18	30	6	2	0	10	40	.385	14	4	25	3	.393	0	8	6-6	269	17	3	.990
Johnny Ruiz	.277	32-21	83	10	23	1	1	0	15	26	.313	5	0	16	1	.311	2	3	0-0	45	69	3	.974
Zack Collins	.261	40-40	142	32	37	6	3	5	24	64	.451	34	5	36	3	.418	1	0	6-6	171	20	2	.990
Carl Chester	.253	40-38	150	26	38	5	1	4	19	57	.380	14	8	38	3	.347	1	4	10-13	55	3	2	.967
Jacob Heyward	.194	30-5	36	8	7	1	0	0	2	8	.222	6	2	12	0	.341	0	0	0-1	15	0	1	.938

Peter Crocitto	.400	8-0	10	2	4	2	0	0	1	6	.600	0	0	3	0	.400	0	0	0-0	10	1	0	1.000
Malik Rosier	.375	7-0	8	1	3	0	0	1	3	6	.750	0	1	2	0	.444	0	0	0-0	3	0	0	1.000
Sebastian Diaz	.364	7-3	11	3	4	0	0	0	3	4	.364	1	0	6	0	.385	1	0	1-1	7	5	3	.800
Brandon Lopez	.299	23-21	67	9	20	2	1	0	11	24	.358	14	3	12	0	.440	0	4	0-0	26	64	7	.928
Edgar Michelangeli	.229	24-10	48	4	11	3	0	0	3	14	.292	8	0	14	1	.339	0	2	1-1	19	21	2	.952
Justin Smith	.190	12-3	21	4	4	0	0	0	0	4	.190	3	2	7	0	.346	0	0	0-0	3	0	0	1.000
Totals	.299	41	1403	289	420	68	15	30	246	608	.433	211	50	288	25	.406	13	37	57-66	1095	440	54	.966
Opponents	.243	41	1367	161	332	56	7	14	133	444	.325	130	32	298	23	.321	12	26	28-44	1056	371	69	.954

LOB - Team (372), Opp (311). DPs turned - Team (29), Opp (31). CI - Team (0), Opp (3). IBB - Team (2), Iskenderian 1, Collins, Z. 1, Opp (6). Picked off - Chester, C. 4, Eusebio, R. 2, Thompson, D. 1, Collins, Z. 1, Michelangeli 1, Barr, C. 1.

(All games Sorted by Earned run avg)

Player	era	w-l	app	gs	cg	sho	sv	ip	h	r	er	bb	so	2b	3b	hr	b/avg	wp	hp	bk	sfa	sha
Thomas Woodrey	2.57	4-2	9	9	0	0/0	0	56.0	55	31	16	10	30	9	4	4	.252	0	6	1	2	6
Danny Garcia	3.02	5-1	12	9	0	0/1	0	59.2	61	23	20	13	56	6	1	5	.271	3	4	0	1	2
Enrique Sosa	4.25	5-3	10	10	0	0/1	0	53.0	54	28	25	18	43	9	0	3	.261	6	4	0	3	2

Andy Honiotes	0.00	0-0	4	0	0	0/0	0	4.1	3	0	0	4	3	0	0	0	.231	0	1	0	0	0
Daniel Braggi	1.42	1-0	15	0	0	0/1	0	25.1	10	4	4	9	21	5	0	0	.122	1	1	0	0	1
Sam Abrams	1.69	1-0	8	0	0	0/1	0	10.2	10	2	2	8	8	3	0	0	.256	0	2	0	1	1
Michael Mediavilla	2.05	2-1	22	0	0	0/1	0	22.0	12	8	5	10	30	6	0	0	.162	2	1	0	2	4
Andrew Suarez	2.09	4-0	7	7	0	0/1	0	38.2	41	14	9	12	38	5	0	2	.273	2	1	0	1	2
Cooper Hammond	2.59	3-1	22	0	0	0/0	2	24.1	23	8	7	5	18	3	0	0	.250	1	5	0	0	3
Bryan Garcia	2.96	4-2	20	0	0	0/1	9	24.1	15	9	8	11	22	2	0	0	.185	5	2	0	0	4
Jesse Lepore	3.00	0-0	7	0	0	0/1	0	9.0	10	5	3	7	2	1	0	0	.270	1	0	1	0	0
Ryan Otero	3.98	0-0	11	2	0	0/1	1	20.1	17	10	9	5	10	4	1	0	.221	1	4	0	2	0
Derik Beauprez	9.19	1-1	11	3	0	0/0	0	15.2	17	16	16	17	17	3	0	0	.270	4	1	1	0	1
Daniel Sayles	10.80	0-0	5	1	0	0/0	0	1.2	4	3	2	1	0	0	1	0	.444	0	0	0	0	0
Totals	3.11	30-11	41	41	0	3/3	12	365.0	332	161	126	130	298	56	7	14	.243	26	32	3	12	26
Opponents	5.80	11-30	41	41	1	0/0	4	352.0	420	289	227	211	288	68	15	30	.299	50	50	2	13	37

PB - Team (4), Collins, Z. 4, Opp (12). Pickoffs - Team (10), Garcia, D. 4, Suarez, A. 3, Kennedy, G. 1, Woodrey, T. 1, Collins, Z. 1, Opp (10). SBA/ATT - Collins, Z. (22-29), Kennedy, G. (6-12), Hammond, C. (9-11), Sosa, E. (3-6), Suarez, A. (3-5), Beauprez, D. (5-5), Garcia, D. (0-3), Abrams, S. (2-2), Woodrey, T. (0-2), Garcia, B. (1-2), Sayles, D. (2-2), Otero, R. (2-2), Mediavilla (1-2), Honiotes, A. (0-2).



2015 Miami Hurricanes Baseball
Overall Statistics for Miami (FL) (as of Apr 19, 2015)
(All games Sorted by Fielding pct)



Player	c	po	a	e	fld%	dp	sba	csb	sba%	pb	ci
Garrett Kennedy	139	127	12	0	1.000	0	6	6	.500	0	0
Ricky Eusebio	91	90	1	0	1.000	1	0	0	---	0	0
Willie Abreu	78	73	5	0	1.000	1	0	0	---	0	0
Thomas Woodrey	13	4	9	0	1.000	0	0	2	.000	0	0
Peter Crocitto	11	10	1	0	1.000	0	0	0	---	0	0
Michael Mediavilla	5	0	5	0	1.000	0	1	1	.500	0	0
Ryan Otero	5	3	2	0	1.000	0	2	0	1.000	0	0
Cooper Hammond	4	1	3	0	1.000	0	9	2	.818	0	0
Daniel Braggi	4	1	3	0	1.000	0	0	0	---	0	0
Justin Smith	3	3	0	0	1.000	0	0	0	---	0	0
Malik Rosier	3	3	0	0	1.000	0	0	0	---	0	0
Sam Abrams	3	1	2	0	1.000	0	2	0	1.000	0	0
Zack Collins	193	171	20	2	.990	1	22	7	.759	4	0
Christopher Barr	289	269	17	3	.990	18	0	0	---	0	0
Johnny Ruiz	117	45	69	3	.974	12	0	0	---	0	0
Carl Chester	60	55	3	2	.967	0	0	0	---	0	0
David Thompson	186	109	69	8	.957	9	0	0	---	0	0
Edgar Michelangeli	42	19	21	2	.952	7	0	0	---	0	0
Jacob Heyward	16	15	0	1	.938	0	0	0	---	0	0
Brandon Lopez	97	26	64	7	.928	11	0	0	---	0	0
George Iskenderian	170	55	100	15	.912	15	0	0	---	0	0
Danny Garcia	18	0	16	2	.889	1	0	3	.000	0	0
Bryan Garcia	7	1	5	1	.857	1	1	1	.500	0	0
Andrew Suarez	11	2	7	2	.818	1	3	2	.600	0	0
Sebastian Diaz	15	7	5	3	.800	2	0	0	---	0	0
Derik Beauprez	6	3	1	2	.667	0	5	0	1.000	0	0
Enrique Sosa	3	2	0	1	.667	0	3	3	.500	0	0
Jesse Lepore	0	0	0	0	.000	0	0	0	---	0	0
Daniel Sayles	0	0	0	0	.000	0	2	0	1.000	0	0
Andy Honiotes	0	0	0	0	.000	0	0	2	.000	0	0
Totals	1589	1095	440	54	.966	29	28	16	.636	4	0
Opponents	1496	1056	371	69	.954	31	57	9	.864	12	3

Hitting minimums - 27 Games 1 AB
Pitching minimums - 1 Games 1.0 IP/Game



2015 Miami Hurricanes Baseball
Conference statistics for Miami (FL) (as of Apr 19, 2015)
(ACC games only Sorted by Batting avg)



Record: 15-6 Home: 9-0 Away: 6-6 ACC: 15-6

Player	avg	gp-gs	ab	r	h	2b	3b	hr	rbi	tb	slg%	bb	hp	so	gdp	ob%	sf	sh	sb-att	po	a	e	fld%
Garrett Kennedy	.389	20-19	72	19	28	2	1	3	18	41	.569	14	2	9	1	.494	1	0	1-1	74	6	0	1.000
George Iskenderian	.378	21-21	90	21	34	5	1	1	18	44	.489	5	1	16	1	.412	1	1	7-7	34	56	10	.900
David Thompson	.325	21-21	80	15	26	8	1	6	26	54	.675	10	1	12	2	.398	2	2	0-0	48	36	4	.955
Willie Abreu	.324	21-21	74	17	24	4	0	0	15	28	.378	8	2	18	3	.405	0	2	2-2	39	3	0	1.000
Christopher Barr	.268	18-18	56	10	15	3	2	0	5	22	.393	7	1	13	1	.359	0	7	1-1	153	9	1	.994
Ricky Eusebio	.266	21-21	79	18	21	5	0	2	10	32	.405	9	6	15	1	.383	0	4	5-8	47	0	0	1.000
Zack Collins	.263	21-21	76	15	20	2	1	3	8	33	.434	18	1	20	1	.406	1	0	2-2	64	10	1	.987
Carl Chester	.200	21-19	70	11	14	3	0	1	10	20	.286	8	4	22	2	.313	1	4	2-2	31	1	1	.970

Peter Crocitto	.667	4-0	3	1	2	1	0	0	1	3	1.000	0	0	0	0	.667	0	0	0-0	4	1	0	1.000
Brandon Lopez	.343	13-11	35	6	12	1	1	0	7	15	.429	11	2	5	0	.521	0	2	0-0	13	32	4	.918
Johnny Ruiz	.326	17-12	43	4	14	1	0	0	7	15	.349	5	0	8	0	.380	2	2	0-0	25	38	1	.984
Sebastian Diaz	.167	3-1	6	1	1	0	0	0	1	1	.167	0	0	5	0	.167	0	0	0-0	2	3	3	.625
Jacob Heyward	.125	17-2	16	4	2	0	0	0	0	2	.125	2	1	7	0	.263	0	0	0-0	11	0	1	.917
Justin Smith	.000	5-2	9	2	0	0	0	0	0	0	.000	2	1	4	0	.250	0	0	0-0	3	0	0	1.000
Edgar Michelangeli	.000	6-0	7	0	0	0	0	0	0	0	.000	1	0	2	0	.125	0	0	0-0	2	3	0	1.000
Malik Rosier	.000	2-0	2	0	0	0	0	0	0	0	.000	0	0	1	0	.000	0	0	0-0	0	0	0	.000
Totals	.297	21	718	144	213	35	7	16	126	310	.432	100	22	157	12	.395	8	24	20-23	559	226	27	.967
Opponents	.244	21	705	85	172	32	4	4	71	224	.318	72	16	141	8	.325	6	18	15-21	549	188	29	.962

LOB - Team (182), Opp (173). DPs turned - Team (12), Opp (16). CI - Team (0), Opp (3). IBB - Team (1), Collins, Z. 1, Opp (5). Picked off - Chester, C. 2, Eusebio, R. 2, Barr, C. 1, Thompson, D. 1, Collins, Z. 1.

(ACC games only Sorted by Earned run avg)

Player	era	w-l	app	gs	cq	sho	sv	ip	h	r	er	bb	so	2b	3b	hr	b/avg	wp	hp	bks	sfa	sha
Andrew Suarez	1.87	4-0	6	6	0	0/1	0	33.2	33	12	7	10	35	4	0	1	.256	2	1	0	1	2
Thomas Woodrey	2.89	2-2	6	6	0	0/0	0	37.1	36	19	12	5	22	6	4	1	.248	0	4	1	0	6
Enrique Sosa	5.35	4-2	7	7	0	0/1	0	35.1	40	23	21	11	25	6	0	2	.280	6	2	0	2	2

Ryan Otero	0.00	0-0	4	0	0	0/1	0	6.0	3	0	0	0	3	0	0	0	.143	0	1	0	0	0
Danny Garcia	0.00	0-0	2	0	0	0/0	0	5.2	4	0	0	0	2	1	0	0	.222	0	0	0	1	0
Jesse Lepore	0.00	0-0	2	0	0	0/0	0	2.0	3	0	0	1	1	0	0	0	.333	0	0	0	0	0
Sam Abrams	1.69	1-0	7	0	0	0/1	0	10.2	10	2	2	7	8	3	0	0	.256	0	2	0	1	1
Cooper Hammond	2.25	1-0	11	0	0	0/0	1	12.0	11	3	3	3	7	2	0	0	.244	1	3	0	0	0
Daniel Braggi	2.45	0-0	8	0	0	0/1	0	11.0	5	3	3	6	3	3	0	0	.139	0	1	0	0	1
Michael Mediavilla	3.00	1-0	12	0	0	0/0	0	12.0	9	7	4	9	16	4	0	0	.209	1	0	0	1	2
Bryan Garcia	3.94	2-2	12	0	0	0/1	5	16.0	11	8	7	10	13	2	0	0	.196	4	2	0	0	4
Derik Beauprez	13.50	0-0	4	1	0	0/0	0	4.0	4	6	6	9	6	1	0	0	.250	1	0	0	0	0
Daniel Sayles	13.50	0-0	2	1	0	0/0	0	0.2	3	2	1	1	0	0	0	0	.600	0	0	0	0	0
Totals	3.19	15-6	21	21	0	2/2	6	186.1	172	85	66	72	141	32	4	4	.244	15	16	1	6	18
Opponents	5.31	6-15	21	21	0	0/0	3	183.0	213	144	108	100	157	35	7	16	.297	26	22	1	8	24

PB - Team (1), Collins, Z. 1, Opp (7). Pickoffs - Team (3), Suarez, A. 2, Kennedy, G. 1, Opp (7). SBA/ATT - Collins, Z. (11-14), Kennedy, G. (4-6), Hammond, C. (3-5), Suarez, A. (3-5), Sosa, E. (2-3), Mediavilla (1-2), Abrams, S. (2-2), Sayles, D. (2-2), Garcia, B. (1-1), Beauprez, D. (1-1).



2015 Miami Hurricanes Baseball
Conference statistics for Miami (FL) (as of Apr 19, 2015)
(ACC games only Sorted by Fielding pct)



Player	c	po	a	e	fld%	dp	sba	csb	sba%	pb	ci
Garrett Kennedy	80	74	6	0	1.000	0	4	2	.667	0	0
Ricky Eusebio	47	47	0	0	1.000	0	0	0	---	0	0
Willie Abreu	42	39	3	0	1.000	1	0	0	---	0	0
Thomas Woodrey	8	2	6	0	1.000	0	0	0	---	0	0
Bryan Garcia	6	1	5	0	1.000	1	1	0	1.000	0	0
Peter Crocitto	5	4	1	0	1.000	0	0	0	---	0	0
Edgar Michelangeli	5	2	3	0	1.000	0	0	0	---	0	0
Daniel Briggi	4	1	3	0	1.000	0	0	0	---	0	0
Sam Abrams	3	1	2	0	1.000	0	2	0	1.000	0	0
Michael Mediavilla	3	0	3	0	1.000	0	1	1	.500	0	0
Justin Smith	3	3	0	0	1.000	0	0	0	---	0	0
Cooper Hammond	2	0	2	0	1.000	0	3	2	.600	0	0
Enrique Sosa	1	1	0	0	1.000	0	2	1	.667	0	0
Danny Garcia	1	0	1	0	1.000	0	0	0	---	0	0
Ryan Otero	1	1	0	0	1.000	0	0	0	---	0	0
Christopher Barr	163	153	9	1	.994	9	0	0	---	0	0
Zack Collins	75	64	10	1	.987	1	11	3	.786	1	0
Johnny Ruiz	64	25	38	1	.984	5	0	0	---	0	0
Carl Chester	33	31	1	1	.970	0	0	0	---	0	0
David Thompson	88	48	36	4	.955	2	0	0	---	0	0
Brandon Lopez	49	13	32	4	.918	4	0	0	---	0	0
Jacob Heyward	12	11	0	1	.917	0	0	0	---	0	0
George Iskenderian	100	34	56	10	.900	7	0	0	---	0	0
Andrew Suarez	9	2	6	1	.889	1	3	2	.600	0	0
Sebastian Diaz	8	2	3	3	.625	0	0	0	---	0	0
Daniel Sayles	0	0	0	0	.000	0	2	0	1.000	0	0
Malik Rosier	0	0	0	0	.000	0	0	0	---	0	0
Derik Beauprez	0	0	0	0	.000	0	1	0	1.000	0	0
Jesse Lepore	0	0	0	0	.000	0	0	0	---	0	0
Totals	812	559	226	27	.967	12	15	6	.714	1	0
Opponents	766	549	188	29	.962	16	20	3	.870	7	3

Hitting minimums - 18 Games 1 AB
Pitching minimums - 1 Games 1.0 IP/Game

STARTERS SUMMARY

Player	GS	Position											Batting Order								
		p	c	1b	2b	3b	ss	lf	cf	rf	of	dh	1st	2nd	3rd	4th	5th	6th	7th	8th	9th
Ricky Eusebio	41	41	.	.	.	11	30
George Iskenderia	41	.	.	.	11	10	20	18	8	5	6	4	.	.
David Thompson	41	.	.	9	.	31	1	.	.	5	6	20	9	1	.	.
Willie Abreu	40	40	5	15	16	4	.	.
Zack Collins	40	.	22	18	.	.	18	22
Carl Chester	38	38	30	8
Garrett Kennedy	33	.	19	14	.	10	.	.	1	9	13	.	.
Christopher Barr	32	.	.	32	1	1	21	9
Brandon Lopez	21	21	11	4	6
Johnny Ruiz	21	.	.	.	21	7	14
Edgar Michelangel	10	.	.	.	7	3	6	4	.
Enrique Sosa	10	10
Thomas Woodrey	9	9
Danny Garcia	9	9
Andrew Suarez	7	7
Jacob Heyward	5	1	.	1	.	3	3	2
Sebastian Diaz	3	.	.	.	2	1	2	1
Justin Smith	3	2	.	.	.	1	1	1	.	1
Derik Beauprez	3	3
Ryan Otero	2	2
Daniel Sayles	1	1

Starting Lineup By Position
(Team W-L record when starter)

PITCHER:		
Enrique Sosa	10	(7-3)
Danny Garcia	9	(8-1)
Thomas Woodrey	9	(7-2)
Andrew Suarez	7	(6-1)
Derik Beauprez	3	(0-3)
Ryan Otero	2	(1-1)
Daniel Sayles	1	(1-0)
CATCHER:		
Zack Collins	22	(17-5)
Garrett Kennedy	19	(13-6)
FIRST BASE:		
Christopher Barr	32	(25-7)
David Thompson	9	(5-4)
SECOND BASE:		
Johnny Ruiz	21	(14-7)
George Iskenderian	11	(9-2)
Edgar Michelangeli	7	(5-2)
Sebastian Diaz	2	(2-0)
THIRD BASE:		
David Thompson	31	(24-7)
George Iskenderian	10	(6-4)
SHORTSTOP:		
Brandon Lopez	21	(15-6)
George Iskenderian	20	(15-5)
LEFT FIELD:		
Carl Chester	38	(27-11)
Justin Smith	2	(2-0)
Jacob Heyward	1	(1-0)
CENTER FIELD:		
Ricky Eusebio	41	(30-11)
RIGHT FIELD:		
Willie Abreu	40	(29-11)
Jacob Heyward	1	(1-0)
DESIGNATED HITTER:		
Zack Collins	18	(12-6)
Garrett Kennedy	14	(10-4)
Edgar Michelangeli	3	(3-0)
Jacob Heyward	3	(2-1)
David Thompson	1	(1-0)
Justin Smith	1	(1-0)
Sebastian Diaz	1	(1-0)

Starting Lineup By Lineup Spot
(Team W-L record when starter)

LEADOFF:		
Carl Chester	30	(21-9)
Ricky Eusebio	11	(9-2)
2ND SPOT:		
Ricky Eusebio	30	(21-9)
Garrett Kennedy	10	(8-2)
Christopher Barr	1	(1-0)
3RD SPOT:		
George Iskenderian	18	(13-5)
Zack Collins	18	(13-5)
David Thompson	5	(4-1)
CLEANUP:		
Zack Collins	22	(16-6)
George Iskenderian	8	(6-2)
David Thompson	6	(5-1)
Willie Abreu	5	(3-2)
5TH SPOT:		
David Thompson	20	(14-6)
Willie Abreu	15	(11-4)
George Iskenderian	5	(4-1)
Garrett Kennedy	1	(1-0)
6TH SPOT:		
Willie Abreu	16	(13-3)
David Thompson	9	(7-2)
Garrett Kennedy	9	(6-3)
George Iskenderian	6	(3-3)
Justin Smith	1	(1-0)
7TH SPOT:		
Garrett Kennedy	13	(8-5)
Brandon Lopez	11	(8-3)
Edgar Michelangeli	6	(6-0)
Willie Abreu	4	(2-2)
George Iskenderian	4	(4-0)
Justin Smith	1	(1-0)
Christopher Barr	1	(1-0)
David Thompson	1	(0-1)
8TH SPOT:		
Christopher Barr	21	(16-5)
Johnny Ruiz	7	(5-2)
Brandon Lopez	4	(3-1)
Edgar Michelangeli	4	(2-2)
Jacob Heyward	3	(2-1)
Sebastian Diaz	2	(2-0)
9TH SPOT:		
Johnny Ruiz	14	(9-5)
Christopher Barr	9	(7-2)
Carl Chester	8	(6-2)
Brandon Lopez	6	(4-2)
Jacob Heyward	2	(2-0)
Justin Smith	1	(1-0)
Sebastian Diaz	1	(1-0)



**2015 Miami Hurricanes Baseball
Games Summary for Miami (FL) (as of Apr 21, 2015)
(All games)**



Score by innings	1	2	3	4	5	6	7	8	9	EX	Total
Miami (FL)	38	43	38	40	34	31	25	20	16	4	289
Opponents	20	27	23	20	13	16	13	18	10	1	161

Record when ...

Overall	30-11	After 6 leading	22-2
Conference	15-6 trailing	3-7
Non-Conference	15-5 tied	5-2
Home games	22-2	After 7 leading	23-1
Away games	8-9 trailing	3-8
Neutral site	0-0 tied	4-2
Day games	8-8	After 8 leading	24-0
Night games	22-3 trailing	3-9
vs Left starter	14-3 tied	3-2
vs Right starter	16-8		
1-Run games	8-4	Hit 0 home runs	11-9
2-Run games	3-1	... 1 home run	13-2
5+Run games	15-4	... 2+ home runs	6-0
Extra innings	3-0		
Shutouts	3-0	Opponent 0 home runs	21-8
	 1 home run	8-2
Scoring 0-2 runs	0-3 2+ HRs	1-1
..... 3-5 runs	10-6		
..... 6-9 runs	12-2	Made 0 errors	6-2
..... 10+ runs	8-0 1 error	15-3
	 2+ errors	9-6
Opponent 0-2 runs	13-1		
..... 3-5 runs	14-5	Opp. made 0 errors	6-3
..... 6-9 runs	3-2 1 error	7-4
..... 10+ runs	0-3 2+ errors	17-4
Scored in 1st inning	13-2	Out-hit opponent	23-1
Opp. scored in 1st	6-6	Out-hit by opponent	7-10
Scores first	21-3	Hits are tied	0-0
Opp. scores first	9-8		

Record when team scores:

Runs	0	1	2	3	4	5	6	7	8	9	10+
W-L	0-0	0-2	0-1	2-3	6-3	2-0	1-2	3-0	2-0	6-0	8-0

Record when opponent scores:

Runs	0	1	2	3	4	5	6	7	8	9	10+
W-L	3-0	3-0	7-1	9-0	3-1	2-4	1-0	2-0	0-1	0-1	0-3

Record when leading after:

Inn.	1	2	3	4	5	6	7	8
W-L	13-1	18-1	21-1	21-0	21-1	22-2	23-1	24-0

Record when trailing after:

Inn.	1	2	3	4	5	6	7	8
W-L	4-6	6-7	4-7	4-9	5-8	3-7	3-8	3-9

Record when tied after:

Inn.	1	2	3	4	5	6	7	8
W-L	13-4	6-3	5-3	5-2	4-2	5-2	4-2	3-2

Current winning streak: 1

Longest winning streak: 9

Longest losing streak: 2

Home attendance : 58759 (24 dates avg = 2448)

Away attendance : 40951 (17 dates avg = 2408)

Total attendance: 99710 (41 dates avg = 2431)



**2015 Miami Hurricanes Baseball
Miscellaneous Stats for Miami (FL) (as of Apr 21, 2015)
(All games)**



Multiple Hit Games	2	3	4	5+	Total
George Iskenderian	8	6	1	-	15
David Thompson	9	3	1	-	13
Garrett Kennedy	8	4	-	-	12
Ricky Eusebio	8	2	-	-	10
Willie Abreu	8	-	2	-	10
Zack Collins	8	1	-	-	9
Christopher Barr	7	1	-	-	8
Carl Chester	5	2	-	-	7
Johnny Ruiz	5	-	-	-	5
Brandon Lopez	4	1	-	-	5
Edgar Michelangeli	1	-	-	-	1
Malik Rosier	1	-	-	-	1
TEAM	72	20	4	0	96

Multiple RBI Games	2	3	4	5+	Total
David Thompson	6	1	2	3	12
Garrett Kennedy	8	2	-	-	10
George Iskenderian	5	4	-	-	9
Willie Abreu	5	2	-	-	7
Zack Collins	1	3	-	-	4
Ricky Eusebio	2	2	-	-	4
Christopher Barr	2	-	-	-	2
Carl Chester	2	-	-	-	2
Brandon Lopez	-	2	-	-	2
Johnny Ruiz	1	1	-	-	2
Edgar Michelangeli	1	-	-	-	1
Jacob Heyward	1	-	-	-	1
Malik Rosier	-	1	-	-	1
TEAM	34	18	2	3	57

Hitting Streaks	Longest	Current
David Thompson	20	2
George Iskenderian	12	3
Garrett Kennedy	11	1
Zack Collins	9	-
Carl Chester	7	-
Willie Abreu	7	7
Ricky Eusebio	7	1
Brandon Lopez	5	-
Christopher Barr	5	1
Edgar Michelangeli	4	-
Jacob Heyward	3	-
Johnny Ruiz	3	2
Sebastian Diaz	3	-
Peter Crocitto	3	-
Malik Rosier	2	-
Justin Smith	1	-

Reached Base Streaks	Longest	Current
Zack Collins	27	2
George Iskenderian	25	3
David Thompson	23	2
Ricky Eusebio	17	1
Garrett Kennedy	16	2
Carl Chester	12	-
Christopher Barr	9	4
Willie Abreu	8	7
Brandon Lopez	5	1
Jacob Heyward	5	-
Johnny Ruiz	5	2
Edgar Michelangeli	5	-
Justin Smith	4	-
Sebastian Diaz	3	-
Peter Crocitto	3	-
Malik Rosier	2	-



2014 Miami Hurricanes Baseball
#14 Miami Hurricanes at #2 Florida State
 Feb 28, 2014 at Tallahassee, Fla. (Dick Howser Stadium)



Miami Hurricanes 3 (5-3)

Player	ab	r	h	rbi	bb	so	po	a	lob
Dale Carey cf/rf	5	1	1	0	0	1	3	0	0
Tyler Palmer lf	4	1	1	0	1	0	1	0	2
Brad Fieger 1b/3b	4	0	1	0	0	1	2	3	3
David Thompson 3b/1b	3	0	0	1	0	2	10	0	0
Willie Abreu rf	4	1	1	0	0	0	0	0	0
Ricky Eusebio cf	0	0	0	0	0	0	0	0	0
Zack Collins dh	3	0	0	0	1	2	0	0	2
Alex Hernandez 2b	3	0	0	1	0	1	2	4	0
Garrett Kennedy c	3	0	1	0	1	1	8	0	1
Brandon Lopez ss	4	0	1	0	0	1	1	4	0
Chris Diaz p	0	0	0	0	0	0	0	2	0
Bryan Garcia p	0	0	0	0	0	0	0	0	0
Totals	33	3	6	2	3	9	27	13	8

Florida State 1 (6-1)

Player	ab	r	h	rbi	bb	so	po	a	lob
Josh Delph dh	4	0	1	0	0	0	0	0	2
Justin Gonzalez ss	4	1	2	0	0	2	1	1	0
DJ Stewart lf	3	0	0	0	1	1	1	0	0
Brett Knief rf	4	0	0	0	0	1	1	4	0
John Nogowski 1b	3	0	0	0	1	1	6	1	2
Jose Brizuela 3b	4	0	0	0	0	0	0	3	2
John Sansone 2b	3	0	1	0	1	0	0	1	0
Ben DeLuzio cf	4	0	1	0	0	1	5	0	1
Danny De La Calle c	3	0	0	0	0	1	9	0	0
Luke Weaver p	0	0	0	0	0	0	1	1	0
Taylor Blatch p	0	0	0	0	0	0	0	0	0
Gage Smith p	0	0	0	0	0	0	0	0	0
Totals	32	1	5	0	3	7	27	7	7

Score by Innings	1	2	3	4	5	6	7	8	9	R	H	E
Miami Hurricanes	0	0	0	1	2	0	0	0	0	3	6	1
Florida State	1	0	0	0	0	0	0	0	0	1	5	3

E - Thompson, D.(5); Gonzalez, J. 2(3); Sansone, J.(2). DP - Hurricanes 1. LOB - Hurricanes 8; Seminoles 7. 2B - Delph, J.(4); Gonzalez, J.(3). SF - Thompson, D.(1); Hernandez, A(1).

Miami Hurricanes	ip	h	r	er	bb	so	ab	bf	np	Florida State	ip	h	r	er	bb	so	ab	bf	np
Chris Diaz	7.0	4	1	0	2	6	26	28	99	Luke Weaver	6.0	6	3	1	2	7	23	27	106
Bryan Garcia	2.0	1	0	0	1	1	6	7	24	Taylor Blatch	2.2	0	0	0	1	2	9	10	31
										Gage Smith	0.1	0	0	0	0	0	1	1	3

Win - Diaz, C. (3-0). Loss - Weaver, L. (2-1). Save - Garcia, B. (3).
 WP - Weaver, L.(1). PB - DeLaCalle,D(2). Pitches/strikes: Diaz, C. 99/58; Garcia, B. 24/18; Weaver, L. 106/69; Blatch, T. 31/21; Smith, G. 3/2.

Umpires - HP: Tony Walsh 1B: Troy Fullwood 3B: Joe Marion
 Start: 4:04 Time: 2:36 Attendance: 5599
 Weather: 66, Sunny, Winds calm



2014 Miami Hurricanes Baseball

#14 Miami Hurricanes at #2 Florida State

Mar 01, 2014 at Tallahassee, Fla. (Dick Howser Stadium)

**Miami Hurricanes 2 (5-4)****Florida State 10 (7-1)**

Player	ab	r	h	rbi	bb	so	po	a	lob
Dale Carey rf	4	0	0	0	0	1	3	0	2
Tyler Palmer lf	3	1	1	0	0	0	4	0	0
Brad Fieger 3b	4	1	1	0	0	0	0	1	0
David Thompson 1b	2	0	0	0	1	1	6	0	0
Brad Zunica ph/1b	1	0	0	0	0	0	0	0	0
Alex Hernandez 2b	4	0	2	2	0	0	0	1	1
Willie Abreu dh	3	0	0	0	0	1	0	0	3
Jacob Heyward ph	0	0	0	0	1	0	0	0	0
Ricky Eusebio cf	4	0	1	0	0	0	2	0	0
Garrett Kennedy c	3	0	1	0	0	0	6	1	0
Zack Collins c	1	0	0	0	0	0	2	0	0
Brandon Lopez ss	4	0	1	0	0	0	0	2	1
Bryan Radziewski p	0	0	0	0	0	0	1	2	0
Cooper Hammond p	0	0	0	0	0	0	0	1	0
Thomas Woodrey p	0	0	0	0	0	0	0	0	0
Adam Sargent p	0	0	0	0	0	0	0	0	0
Enrique Sosa p	0	0	0	0	0	0	0	0	0
Totals	33	2	7	2	2	3	24	8	7

Player	ab	r	h	rbi	bb	so	po	a	lob
Josh Delph dh	2	1	0	0	1	0	0	0	0
Casey Smit ph/1b	0	1	0	0	2	0	3	1	0
Justin Gonzalez ss	3	1	0	0	2	2	3	5	0
DJ Stewart lf	4	2	1	1	1	0	2	0	0
Brett Knief rf	2	1	1	1	2	0	2	0	0
Gage West ph	1	0	0	0	0	1	0	0	0
Brandon Johnson p	0	0	0	0	0	0	0	1	0
John Sansone 2b	5	2	1	2	0	3	3	3	2
John Nogowski 1b	2	1	1	2	1	0	9	1	0
Jameis Winston ph/rf	1	0	1	0	0	0	0	0	0
Jose Brizuela 3b	4	0	3	4	0	0	1	2	0
Ben DeLuzio cf	3	0	0	0	0	2	1	0	3
Nick Graganella ph/cf	1	0	0	0	0	1	0	0	0
Danny De La Calle c	3	1	0	0	0	0	2	1	2
Brandon Leibrandt p	0	0	0	0	0	0	1	2	0
Gage Smith p	0	0	0	0	0	0	0	0	0
Totals	31	10	8	10	9	9	27	16	7

Score by Innings	1	2	3	4	5	6	7	8	9	R	H	E
Miami Hurricanes	1	0	1	0	0	0	0	0	0	2	7	0
Florida State	4	0	1	0	0	0	5	0	X	10	8	1

E - DeLuzio, B.(1). DP - Seminoles 2. LOB - Hurricanes 7; Seminoles 7. 2B - Hernandez, A(4); Stewart, D.(6); Sansone, J.(4); Nogowski, J.(2); Brizuela, J.(3). HBP - Palmer, T.; DeLaCalle,D. SB - Knief, B.(2).

Miami Hurricanes	ip	h	r	er	bb	so	ab	bf	np
Bryan Radziewski	4.1	3	5	5	5	16	21	103	
Cooper Hammond	1.2	0	1	1	1	4	6	24	
Thomas Woodrey	0.1	3	4	4	1	0	4	5	21
Adam Sargent	0.2	2	0	0	0	1	4	4	12
Enrique Sosa	1.0	0	0	0	2	2	3	5	26

Florida State	ip	h	r	er	bb	so	ab	bf	np
Brandon Leibrandt	6.2	6	2	1	1	3	26	27	102
Gage Smith	1.1	1	0	0	0	0	4	5	20
Brandon Johnson	1.0	0	0	0	1	0	3	4	14

Win - Leibrandt, B (2-0). Loss - Radziewski (0-2). Save - None.

WP - Woodrey, T.(1); Sosa, E.(1). HBP - by Hammond, C. (DeLaCalle,D); by Smith, G. (Palmer, T.). Pitches/strikes: Radziewski 103/56; Hammond, C. 24/13; Woodrey, T. 21/11; Sargent, A. 12/7; Sosa, E. 26/14; Leibrandt, B 102/66; Smith, G. 20/11; Johnson, B. 14/10.

Umpires - HP: Troy Fullwood 1B: Joe Marion 3B: Tony Walsh

Start: 2:03pm Time: 3:09 Attendance: 6593

Weather: 70 fair, calm winds

Hammond, C. faced 1 batter in the 7th.



2014 Miami Hurricanes Baseball

#14 Miami Hurricanes at #2 Florida State

Mar 02, 2014 at Tallahassee, Fla. (Dick Howser Stadium)



Miami Hurricanes 6 (5-5)

Player	ab	r	h	rbi	bb	so	po	a	lob
Dale Carey cf	3	0	2	2	1	0	2	0	2
Johnny Ruiz ph	1	0	0	0	0	0	0	0	0
Tyler Palmer lf	3	0	0	0	0	0	4	0	0
Brad Fieger 3b	3	0	0	0	1	0	0	2	0
Alex Hernandez 2b	4	0	0	0	0	2	2	3	1
Garrett Kennedy c	4	0	0	0	0	0	6	0	2
Willie Abreu rf	4	3	3	0	0	1	0	0	0
Zack Collins 1b	4	1	2	2	0	2	7	0	0
Brad Zunica dh	4	1	2	2	0	2	0	0	0
Brandon Lopez ss	4	1	0	0	0	1	3	2	0
Andrew Suarez p	0	0	0	0	0	0	0	0	0
AJ Salcines p	0	0	0	0	0	0	0	0	0
Cooper Hammond p	0	0	0	0	0	0	0	0	0
Thomas Woodrey p	0	0	0	0	0	0	0	0	0
Adam Sargent p	0	0	0	0	0	0	0	0	0
Totals	34	6	9	6	2	8	24	7	5

Florida State 13 (8-1)

Player	ab	r	h	rbi	bb	so	po	a	lob
Josh Delph dh	3	2	1	0	1	1	0	0	0
Casey Smit ph/dh	1	0	0	0	0	1	0	0	1
Justin Gonzalez ss	4	2	1	2	1	1	4	3	0
DJ Stewart lf	5	0	3	2	0	1	3	0	0
Brett Knief rf	5	2	1	1	0	0	1	0	2
John Sansone 2b	4	2	0	1	1	0	0	0	1
John Nogowski 1b	4	2	2	2	1	0	9	1	0
Jose Brizuela 3b	5	1	3	2	0	1	0	5	0
Ben DeLuzio cf	4	0	2	2	0	1	0	0	1
Gage West ph	1	0	0	0	0	0	0	0	0
Nick Graganella cf	0	0	0	0	0	0	0	0	0
Danny De La Calle c	4	2	2	0	0	0	9	0	2
Mike Compton p	0	0	0	0	0	0	1	2	0
Billy Strode p	0	0	0	0	0	0	0	0	0
Gage Smith p	0	0	0	0	0	0	0	1	0
Bryant Holtmann p	0	0	0	0	0	0	0	0	0
Jameis Winston p	0	0	0	0	0	0	0	0	0
Totals	40	13	15	12	4	6	27	12	7

Score by Innings	1	2	3	4	5	6	7	8	9	R	H	E
Miami Hurricanes	0	1	0	2	0	3	0	0	0	6	9	3
Florida State	0	0	6	0	0	7	0	0	X	13	15	1

E - Fieger, B.(2); Lopez, B. 2(2); DeLuzio, B.(2). DP - Hurricanes 1. LOB - Hurricanes 5; Seminoles 7. 2B - Carey, D. 2(3); Collins, Z.(1); Zunica, B.(1); Gonzalez, J.(4). 3B - Nogowski, J.(1). HR - Collins, Z.(2). SH - Palmer, T. 2(4). SB - Gonzalez, J.(1); DeLuzio, B.(4). CS - Carey, D.(3).

Miami Hurricanes	ip	h	r	er	bb	so	ab	bf	np	Florida State	ip	h	r	er	bb	so	ab	bf	np
Andrew Suarez	5.0	7	6	6	3	5	23	26	103	Mike Compton	5.0	6	3	3	2	4	19	23	81
AJ Salcines	0.1	5	7	6	1	0	7	8	27	Billy Strode	0.1	2	2	2	0	1	3	3	9
Cooper Hammond	0.1	1	0	0	0	0	2	2	10	Gage Smith	1.2	1	1	0	0	0	6	6	10
Thomas Woodrey	1.1	1	0	0	0	1	5	5	19	Bryant Holtmann	1.0	0	0	0	0	3	3	3	11
Adam Sargent	1.0	1	0	0	0	0	3	3	13	Jameis Winston	1.0	0	0	0	0	0	3	3	9

Win - Smith, G. (2-0). Loss - Salcines, A. (0-1). Save - None.

WP - Suarez, A. 2(6). Pitches/strikes: Suarez, A. 103/64; Salcines, A. 27/19; Hammond, C. 10/5; Woodrey, T. 19/10; Sargent, A. 13/8; Compton, M. 81/55; Strode, B. 9/7; Smith, G. 10/9; Holtmann, B. 11/9; Winston, J. 9/6.

Umpires - HP: Joe Marion 1B: Tony Walsh 3B: Troy Fullwood

Start: 1:03 Time: 2:50 Attendance: 5902

Weather: 72, Sunny, Winds SSE 10mph