



# 2016

FOOTBALL MEDIA GUIDE





**327**

MIAMI'S 327 OVERALL DRAFT SELECTIONS LEAD THE ACC.

**95**

THE HURRICANES HAVE HAD 95 DRAFT PICKS SINCE THE START OF THE 2000 SEASON - A FIGURE THAT RANKS SECOND AMONG ALL NCAA TEAMS.

**63**

MIAMI HAS HAD 63 PLAYERS SELECTED IN THE FIRST ROUND OF THE NFL OR AFL DRAFT.

**42**

FOR 42 CONSECUTIVE YEARS, THE HURRICANES HAVE HAD AT LEAST ONE PLAYER SELECTED IN THE NFL DRAFT.

**29**

SINCE 2000, MIAMI HAS HAD AN NCAA-BEST 29 PLAYERS SELECTED IN THE FIRST ROUND OF THE NFL DRAFT.

**14**

FOR 14 CONSECUTIVE SEASONS (1995-2008), THE UNIVERSITY OF MIAMI HAD AT LEAST ONE PLAYER SELECTED IN THE FIRST ROUND OF THE NFL DRAFT.



## TABLE OF CONTENTS

### MEDIA INFORMATION

1	Contents / 2016 Schedule
3	President Julio Frenk
3-4	Director of Athletics Blake James
4-7	Athletics Administration
8-11	2016 Notebook

### 2016 MIAMI HURRICANES

13-14	Numerical Roster
15-16	Alphabetical Roster
17-43	Player Profiles

### COACHING STAFF

45-48	Head Coach Mark Richt
49-57	Assistant Coaches
58-65	Football Support Staff

### 2015 SEASON REVIEW

67-72	Season Statistics
73-79	Game Recaps

### HURRICANES FOOTBALL HISTORY

81-88	Miami Football History
89-102	All-Time Results
103-119	Series History
120-124	National Championships
125	Bowl History
126-137	Bowl Game Recaps
138	Miscellaneous History
139-142	College & Pro Football Halls of Fame
143-151	All-Americans
152-155	Ring of Honor

### HURRICANES FOOTBALL HISTORY (continued)

156-160	Award Winners
161-180	#ProCanes
181-200	All-Time Lettermen
201-202	Attendance
203-206	University of Miami Sports Hall of Fame

### HURRICANES FOOTBALL RECORDS

208-210	Individual Records
211-222	Individual Leaders
223-226	Individual Game Bests
227-229	Individual Superlatives
230-235	Team Season Bests
236-237	Team Game Bests
238-239	Opponent Game Bests

## 2016 SCHEDULE

DATE	OPPONENT	TV	TIME
Sept. 3	Florida A&M	ESPN3	6 p.m.
Sept. 10	FAU	ESPN3	6 p.m.
Sept. 17	at Appalachian State	ESPN / ESPN2	12 p.m.
Oct. 1	• at Georgia Tech	TBA	TBA
Oct. 8	• Florida State	TBA	TBA
Oct. 15	• North Carolina	TBA	TBA
Oct. 20	• at Virginia Tech	ESPN	7 p.m.
Oct. 29	at Notre Dame	NBC	3:30 p.m.
Nov. 5	• Pittsburgh	TBA	TBA
Nov. 12	• at Virginia	TBA	TBA
Nov. 19	• at NC State	TBA	TBA
Nov. 26	• Duke	TBA	TBA

• - Notes ACC game

## SOCIAL MEDIA ACCOUNTS

### Official Athletics

**Twitter:** @MiamiHurricanes  
**Facebook:** /MiamiHurricanes  
**Instagram:** MiamiHurricanes  
**Twitter:** @CanesFootball  
**Facebook:** /CanesFootball  
**Instagram:** CanesFootball  
**Twitter:** @CanesAllAccess  
**Twitter:** @JM\_Sebastian

### Official Football

Blake James, Director of Athletics  
 Sebastian the Ibis

## UNIVERSITY INFORMATION

**Location** Coral Gables, Fla.  
**Enrollment** 16,188  
**Founded** 1925  
**Nickname** Hurricanes  
**Colors** Orange (PMS 1665), Green (PMS 3435) and White  
**President** Dr. Julio Frenk  
**Director of Athletics** Blake James  
**Faculty Athletics Representative** Dr. Marvin Dawkins  
**Conference / Division** Atlantic Coast Conference / Coastal  
**Stadium / Capacity** New Miami Stadium / 64,982  
**Ticket Office Phone** 1-800-GO-CANES

## COACHING STAFF

**Head Coach** Mark Richt  
**Record at Miami** 0-0 (1st season)  
**Career Record** 145-51 (16th season)  
**Defensive Coordinator / Linebackers** Manny Diaz  
**Offensive Coordinator / Running Backs** Thomas Brown  
**Assistant Coach / Defensive Line** Craig Kuligowski  
**Assistant Coach / Passing Game Coordinator / Wide Receivers** Ron Dugans  
**Assistant Coach / Offensive Line** Stacy Searels  
**Assistant Coach / Special Teams Coordinator Tight Ends** Todd Hartley  
**Assistant Coach / Cornerbacks** Mike Rumph  
**Assistant Coach / Safeties** Ephraim Banda  
**Assistant Coach / Quarterbacks** Jon Richt  
**Graduate Assistant / Defensive Line** Alex Devine  
**Graduate Assistant / Safeties** Michael Zuckerman  
**Graduate Assistant / Wide Receivers** Jake Flaherty  
**Graduate Assistant / Offensive Line** Greg Nosal  
**Quality Control Analyst / Offense** Brandon Lumish  
**Quality Control Analyst / Offense** Steve Dell  
**Quality Control Analyst / Defense** Matthew Gazzillo  
 Jonathan Patke

## SUPPORT STAFF

**Director of Football Operations** Don Corzine  
**Director of Player Personnel** Matt Doherty  
**Director of Player Development / Offense** Joel Rodriguez  
**Director of Player Development / Defense** Kareem Brown  
**Assistant Director of Player Personnel / Recruiting Operations** Jorge Baez  
**Assistant Director of Player Personnel** Chip Francoforte  
**Assistant Director of Player Personnel / Recruiting Relations** Brooke Wilson  
**Administrative Assistant to Head Coach** Sebrina Beyer  
**Football Operations Assistant** Justin Wells  
**Director of Strength and Conditioning Coach** Gus Felder  
**Associate Strength and Conditioning Coach** John Thomas  
**Assistant Director of Strength and Conditioning** Kelin Johnson  
**Assistant Director of Strength and Conditioning** Victor Ishmael  
**Assistant Director of Strength and Conditioning** Andrew Klich  
**Head Equipment Manager** David Case  
**Assistant Equipment Manager** Mike Salemi  
**Assistant Equipment Manager** Brad Anderson  
**Assistant Equipment Manager** Daniel Bogenschutz  
**Video Coordinator** Andrew Rossetti  
**Assistant Video Coordinator** Jared Myers  
**Associate AD for Athletic Training** Vinny Scavo  
**Team Medical Director** Dr. Lee Kaplan  
**Primary Care Sports Medicine Specialist** Dr. Clifton L. Page  
**Assistant Athletic Trainer** Dustin West  
**Assistant Athletic Trainer** Karl Rennalls  
**Team Chaplains** Steve DeBardelaben, Steve Caldwell  
**Assist. AD / Academic Services & Dir. of Football Academics** Demetrius Darden  
**Academics Learning Specialist** Dr. Barbara Stratton  
**Academic Advisor / Tutor Coordinator** Michael Imeokparia

## ATHLETICS ADMINISTRATION

**Director of Athletics** Blake James  
**Deputy AD / Business Operations** Tony Hernandez  
**Deputy AD / SWA** Jennifer Strawley  
**Sr. Associate AD / Facilities & Events** Tim Wise  
**Sr. Associate AD / Communications & Sales** Jason Layton  
**Sr. Associate AD / Compliance** Craig Anderson  
**Associate AD / Business Operations** Josh Boone  
**Associate AD / Marketing & Digital** Brian Bowsher  
**Associate AD / Development** Jesse Marks  
**Associate AD / Ticket Sales & Operations** Brent Crank  
**Associate AD / Academic Services** David Wyman  
**Associate AD / Premium Seating** Ben Creed  
**Assistant AD / Major Gifts** Chris Cohen  
**Assistant AD / Ticket Operations** Tim Cavanaugh  
**Assistant AD / Communications** Tom Symonds  
**Assistant AD / Events & Operations** Michael Turner  
**Assistant AD / Compliance - Eligibility** Dan Raben  
**Assistant AD / Ticket Sales** Mackie Feierstein

## COMMUNICATIONS & DIGITAL

**Assistant AD / Communications (Primary)** Tom Symonds  
**Cell** 305-240-9142  
**Email** symonds@miami.edu  
**Twitter** @Tom\_Symonds  
**Asst. Director Communications (Secondary)** Camron Ghorbi  
**Cell** 786-877-7329  
**Email** c.ghorbi@miami.edu  
**Twitter** @CamronGhorbi  
**Asst. Director of Communications** David Villavicencio  
**Cell** 786-999-3739  
**Email** davidv@miami.edu  
**Twitter** @dvillavicencio6  
**Asst. Director of Communications** Alex Schwartz  
**Cell** 609-802-3674  
**Email** alexschwartz@miami.edu  
**Twitter** @AlexJSchwartz  
**Assoc. Director of Communications** Amy LaBrie  
**Office** 305-284-3241  
**Email** LaBrie@miami.edu

**Associate AD / Marketing & Digital Strategy** Brian Bowsher  
**Cell** 786-447-9494  
**Email** b.bowsher@miami.edu  
**Twitter** @BrianBowsher

**Asst. Director / Digital Strategy** Tim Brogdon  
**Cell** 720-384-3391  
**Email** tbrogdon@miami.edu  
**Twitter** @TimDanBrog

**Website**  
[www.HurricaneSports.com](http://www.HurricaneSports.com)

**Twitter**  
 @MiamiHurricanes | @CanesFootball

**Mailing Address**  
 5821 San Amaro Drive, Coral Gables, FL 33146





## DR. JULIO FRENK

**UNIVERSITY PRESIDENT**  
**UNIVERSIDAD NACIONAL**  
 AUTÓNOMA DE MÉXICO, 1979

Dr. Julio Frenk, a noted leader in global public health and a renowned scholar and academic, was named the sixth president of the University of Miami in April 2015. He assumed his leadership post on August 16, 2015.

Prior to joining the University of Miami, Dr. Frenk was Dean of the Faculty at the Harvard T.H. Chan School of Public Health since January 2009. While at Harvard, he was also the T & G Angelopoulos Professor of Public Health and International Development, a joint appointment with the Harvard Kennedy School of Government.

Dr. Frenk served as the Minister of Health of Mexico from 2000 to 2006. He pursued an ambitious agenda to reform the nation's health system and introduced a program of comprehensive universal health insurance, known as Seguro Popular, which expanded access to health care for tens of millions of uninsured Mexicans.

Dr. Frenk was the founding director-general of the National Institute of Public Health in Mexico, one of the leading institutions of health education and research in the developing world. In 1998 Dr. Frenk joined the World Health Organization (WHO) as executive director in charge of Evidence and Information for Policy, WHO's first-ever unit explicitly charged with developing a scientific foundation for health policy to achieve better outcomes.

He also served as a senior fellow in the global health program of the Bill & Melinda Gates Foundation and as president of the Carso Health Institute in Mexico City. He is the founding chair of the board of the Institute for Health Metrics and Evaluation at the University of Washington. He also co-chaired the Commission on the Education of Health Professionals for the 21st Century, which published its influential report in the leading journal *The Lancet* in 2010, triggering a large number of follow-up initiatives throughout the world.

Dr. Frenk holds a medical degree from the National Autonomous University of Mexico, as well as a master of public health and a joint doctorate in Medical Care Organization and in Sociology from the University of Michigan, Ann Arbor. He has been awarded honorary doctorates from several institutions of higher learning. In September of 2008, Dr. Frenk received the Clinton Global Citizen Award for changing "the way practitioners and policy makers across the world think about health."

He is a member of the U.S. Institute of Medicine, American Academy of Arts and Sciences, and National Academy of Medicine of Mexico.

In addition to his scholarly works, which include more than 140 articles in academic journals, as well as many books and book chapters, he has written two best-selling novels for youngsters explaining the functions of the human body.



## DR. MARVIN DAWKINS

**FACULTY REPRESENTATIVE**  
 EDWARD WATERS COLLEGE, 1970

Dr. Marvin Dawkins, a distinguished professor in the Department of Sociology at the University of Miami, is in his fifth year as the Faculty Athletics Representative. He was named to the post in April 2012, replacing Clyde McCoy after his 17 years of service in that role.

In his FAR post, Dawkins is responsible for ensuring the academic integrity of students participating in University athletic programs and helping to oversee institutional control of the Department of Athletics. The Faculty Athletics Representative serves as a liaison between the University and the athletic department. This individual is the University's voting delegate to the ACC and represents UM with the NCAA and ACC.

Dawkins received his doctorate from Florida State and completed his postdoctoral research fellowships at Howard University and The Johns Hopkins University. He previously served on the faculties of the University of Maryland, Old Dominion University and the University of Wisconsin-Parkside.

His research focuses on issues of race and social equity in such areas as education, career aspirations and mobility, substance abuse prevention, and sports. He has published widely in these areas, including his most recent article titled "Race and Pathways to Power in the National Football League" (with Jomills H. Braddock and Erica Smith), which appears in *American Behavioral Scientist* (2012). His research on golf includes book chapters, scholarly articles, and the book *African American Golfers During the Jim Crow Era* (Praeger 2000), coauthored with Graham C. Kinloch. Dawkins was recently appointed to the United States Golf Association Museum Committee and is currently completing a study on the media treatment of black golfers from the Jim Crow era to the present.



## BLAKE JAMES

### DIRECTOR OF ATHLETICS

MINNESOTA STATE-MANKATO, 1992

Since taking over as the University of Miami's Director of Athletics in 2013, Blake James has led a transformation at Miami on the field, in student-athlete support, in facilities and in student academic achievement.

In 2015-2016, Miami was the only school in NCAA Division I athletics to have its football team play in a bowl game, men's and women's basketball teams reach the NCAA tournament and baseball team advance to the College World Series. Overall, Miami had 10 sports programs advance to postseason competition to secure its highest finish in the Learfield Directors' Cup standings in twelve years, an indication of broad-based athletic department success.

Miami sold out its entire men's basketball season ticket allotment in 2015-2016, marking the first time in Hurricane athletics history that a team has sold out on a season-ticket basis. For fans who chose to watch the Canes on media platforms, the Hurricanes' live streaming video platform took a giant leap, as Miami aired more than 115 live events on ESPN3 – a figure that ranked first among all ACC schools.

In the classroom, three Miami teams were honored nationally for being among the top 10 percent in the Academic Progress Rates (APR) during the 2015-2016 academic year. In addition, eight Hurricane teams scored 990 or better out of a possible 1,000 points – men's cross country (1000), men's diving (1000), men's tennis (991), golf (1000), soccer (991) and women's swimming (996), women's tennis (992) and women's track and field (994).

In the department's continuing efforts to better support student-athletes and coaches, the Miami Hurricane Club set an all-time annual fund record of \$12 million raised for the Student-Athlete Excellence Fund—an increase of 21 percent over the prior year. The Hurricane Club also announced a record 8,100 active members in May 2016, an 80 percent increase in active membership since 2010.

Under James' leadership, Miami has completed several facility enhancements, beginning with the opening of the Schwartz Center for Athletic Excellence, the completion of the student-athlete training table, fueling station, dining hall, new artificial and natural playing surfaces and lights on the Greentree Practice Fields and a center-hung scoreboard inside the Hurricanes' basketball arena. Prior to the 2015 athletics season, James was instrumental in helping Miami strike one of the largest apparel deals in the country with adidas.

Prior to being named AD, James served Miami athletics in the roles of Interim AD and Senior Associate AD for Development and Ticket Operations, where he oversaw the day-to-day operations of development, ticket sales and ticket operations. He also was a member of the Hurricanes' senior staff and provided sport supervision.

James came to UM after spending seven years at the University of Maine, where he first served as Senior Associate Athletic Director before serving as Director of Athletics from 2005 to 2010. During his tenure at Maine, athletics experienced tremendous success, including three trips to the Frozen Four for the men's ice hockey program and NCAA playoff berths for football, baseball (two), women's basketball and softball. Additionally, James implemented a comprehensive \$17 million facility improvement plan, which included an indoor practice facility and numerous other facility upgrades and renovations. Academically, the program flourished, earning the conference academic cup twice and student-athletes maintaining better than a 3.0 GPA.

Prior to his stint at Maine, James worked in athletic development at Providence College, where he established the "Friars Forever" campaign and the Friar Athletic Fund.

James is no stranger to South Florida, beginning his athletic career with the University of Miami, working in ticket sales, corporate sales and athletic development. In 1995, he was hired as Miami's Director of Ticket Sales, serving in that capacity until 1997, when he was named an athletic development officer at the University of Nebraska. He returned to Miami in 1998 as the Director of Major Gifts and Corporate Sales and was promoted to the Director of Athletic Development at Miami in 2000 before moving on to Providence in 2002.

James graduated from Minnesota State University - Mankato with a Bachelor's Degree in Marketing in 1992 and later received his Master's degree in Sports Administration from St. Thomas University in 1994.

He and his wife, Kelly, have two children: daughter, Haley, and son, Ryan.



## TONY HERNANDEZ

### DEPUTY DIRECTOR OF ATHLETICS

MIAMI, 1997

Tony Hernandez, joined the University of Miami Athletic Department in 1998 and is currently the Deputy Director of Athletics. In his role, he oversees the following operations and sports:

- Financial and Business Operations
- Human Resources
- Ticket Operations
- Equipment Room
- Video Services
- adidas Relations
- Legal/Contractual Matters
- Men's Basketball
- Baseball
- Track and Field

Hernandez joined the University of Miami athletics department in February of 1998 as a graduate assistant in academic services. He was hired full-time in 1999 as a Compliance Coordinator, subsequently being promoted to Director of Compliance in 2002, Assistant AD for Compliance in 2004, Associate AD for Compliance in 2005 and Senior Associate Athletic Director in 2007. In 2005, he also served as the Interim Associate AD for Development and has served as the Interim Associate AD for External Affairs on two separate occasions. During his term as Interim Associate AD for Development, the Hurricane Club exceeded its annual giving budgetary goal by nearly ten percent.

By request of former President Donna E. Shalala, Hernandez served as Miami's Acting Athletic Director for almost two months, following Kirby Hocutt's departure to take the position of Director of Athletics at Texas Tech in February 2011.

In addition to his work at UM, Hernandez has been involved at the conference and national level. He is currently serving or has previously served on the following committees:

- NCAA Student-Athlete Reinstatement Committee
- NCAA Amateurs Cabinet
- ACC Finance Committee



Past President of the National Association of Athletic Compliance (NAAC)  
 Division I-A Athletic Directors' Compliance Task Force  
 NCAA Academics/Eligibility/Compliance Cabinet  
 ACC Constitution and Bylaws Committee  
 Chair of the NCAA Initial-Eligibility Waivers Sub-Committee

He is also an adjunct professor for Sports Law in the School of Education at Miami and has served as an adjunct faculty member at Florida Atlantic University.

Hernandez earned both a law degree and a bachelor's of business administration in finance from the University of Miami. He is a member of Iron Arrow, the highest honor attainable at UM, and served a term as president. He is married to the former Melissa Schumacher and they have two sons, Anthony Jr. and Austin.



## JENNIFER STRAWLEY

**DEPUTY DIRECTOR OF ATHLETICS  
 SENIOR WOMAN ADMINISTRATOR**  
 PENNSYLVANIA, 1998

Jennifer Strawley joined the University of Miami on June 18, 2012 and currently serves as Deputy Director of Athletics and Senior Women's Administrator.

As a member of the department's executive leadership team, Strawley provides strategic direction for the department and assists the Athletic Director with the day-to-day operations. She is the sport administrator for football, women's basketball and women's tennis. She leads the department's strategic planning initiatives, policy development and implementation, coordination of department and coaches meetings and gender equity and inclusion initiatives. Strawley oversees the areas of sports medicine, student-athlete drug testing, academic services, compliance, student-athlete development, and serves as a liaison to various campus groups, as well as to the ACC and the NCAA.

Strawley played a key role in the hiring of head football coach Mark Richt, serving on the selection committee. In addition, she was instrumental in the development of Miami's Celebration of Women's Athletics and spearheaded the Department's "It's on Us Campaign."

Actively engaged in intercollegiate athletics nationally, Strawley has served on various committees within the NCAA and the ACC. Strawley currently serves on the ACC Television Committee, the ACC Women's Basketball foresight committee, the ACC Equity Committee, the ACC Women's Tennis Committee, the ACC Infractions and Sportsmanship Review Committee, the ACC Football Schedulers Group, the NCAA Division I Council Football Recruiting Ad Hoc Working Group and the NCAA Division I Women's Basketball Oversight Advancement Committee.

Prior to UM, Strawley concluded her second tour with the NCAA as the Director of Academic and Membership Affairs. In this role, Strawley was instrumental in providing leadership in the areas of academic governance and development of academic policy. She was the staff liaison to the NCAA Division I Committee on Academic Performance and the NCAA Division I Academic Cabinet. Strawley served on the senior management team and was involved in a variety of other internal operations, including coordinating the internal operations for the department's senior management team.

Strawley rejoined the NCAA after serving as the Associate Athletics Director for Intercollegiate Sport Programs and Senior Woman Administrator at Columbia University from 2007-10. While at Columbia,

she oversaw numerous varsity sport programs including football and was the athletics program liaison for gender equity and diversity initiatives. Strawley was a member of the department's Executive Management Team.

Prior to her tenure at Columbia, Strawley was the Director of Membership Services and Student-Athlete Reinstatement at the NCAA. In this role, she provided oversight of the student-athlete reinstatement process and was instrumental in the implementation of the student first philosophy. Strawley served as a liaison to numerous NCAA committees and task forces, including the NCAA Divisions I, II and III Student-Athlete Reinstatement Committees, the NCAA Olympic Sports Liaison Committee, and the working group appointed to review trends in initial eligibility.

Strawley first joined the NCAA in 1998 as an enforcement services intern. She is a 1998 graduate of the University of Pennsylvania where she earned her Bachelor of Arts degree in history. During her time at Pennsylvania, she was a two-year captain for the Quakers' softball team. Strawley was inducted into the William Tennent High School Athletics Hall of Fame in January of 2014.



## TIM WISE

**SENIOR ASSOCIATE AD  
 FACILITIES & EVENT OPERATIONS**  
 SOUTH CAROLINA, 1996

Tim Wise is in his fourth year as the Senior Associate Athletic Director for Facilities and Event Operations at the University of Miami. Wise joined the UM staff in June 2012.

Wise has oversight of the following areas:

- Facilities and Maintenance Services
- Capital Projects/Construction
- Facilities Master Planning
- Event Management and Guest Services
- Camps/Clinics
- Risk Management
- Information Technology
- BankUnited Center/Global Spectrum Liaison
- New Miami Stadium Liaison
- Marching Band Liaison
- Sport Oversight (rowing, soccer)
- Strength and Conditioning

Wise, who has more than 18 years of experience in college athletics as an event manager, facilities director and administrator, was hired by the University of Wisconsin athletics department as Assistant Athletic Director for Events and Facilities in August, 2008. In January 2012, he was named Interim Associate Athletic Director and elevated to the senior management team with additional oversight of the University Ridge Golf Course and \$125 million in capital projects.

Wise also had supervisory oversight of the UW Athletics event management, facilities, food and beverage and guest services units and oversaw an annual budget of approximately \$15 million. He also served in a lead role in administrative coordination of UW Athletics concerts, summer camps and event parking.

Wise served as the director of facility maintenance at the University of Connecticut from August 2005 to August 2008. He oversaw daily operations of athletic facilities, projects and event operations as the assistant athletics director for facilities and operations at Eastern

Michigan University from November 2003 to June 2005.

Wise was hired as the athletics event manager at the University of Denver in August 2000 and promoted to the Director of Athletics Events in August 2001 and served in that role until October 2003. Prior to his time at Denver, Wise was the event services manager at The Ohio State University's Schottenstein Center.

Wise was an event operations manager intern at Michigan State University from August 1998 to May 1999. His first position upon graduation from college was as a conference coordinator at the University of South Carolina from December 1996 to January 1998.

Wise has extensive experience working at NCAA and conference championship events. At Wisconsin he served on the department's Diversity Integration Group and was the representative to the City of Madison and UW Campus Joint Southeast Campus Area Committee. In the past, he served on Connecticut's Environmental Compliance Team as well as the schools Environmental Policy Advisory Council. He also served on the NCAA Woman of the Year Selection Committee and the NCAA Minority Opportunities and Interests Committee, three years as the vice chair. Wise earned the University of Denver Center for Multicultural Excellence Outstanding Staff Award in 2002-03.

He is a member of the Collegiate Event and Facility Management Association and was named to the Board of Directors in September 2011. Wise is currently serving as the President of the association for 2015-16 and was previously 1st Vice President 2014-15, 2nd Vice President 2013-14, and 3rd Vice President 2012 -13. Wise also has membership in the Minority Opportunities Athletic Association, the National Association of Collegiate Directors of Athletics and the Stadium Managers Association.

Wise is a 1996 graduate of the University of South Carolina with a bachelor's degree in business administration and earned a master's degree in human performance and sport studies from the University of Tennessee in 1998.



## JASON LAYTON

**SENIOR ASSOCIATE AD  
COMMUNICATIONS & SALES**  
SAINT LEO, 1999

Jason Layton joined the University of Miami in December of 2014 as the department's Senior Associate Athletics Director for Communications and Sales.

In his current position, Layton is responsible for managing the department's ticket sales, marketing, communication, website and social/digital media areas.

Layton's primary focus centers on generating revenue through ticket sales, marketing, corporate sponsorships, promotions and licensing and multi-media rights.

Since his arrival, Miami has already seen exceptional growth in ticket sales and digital streaming with ESPN3.

Under his watch, Miami has seen an increased level of season ticket sales in football and men's basketball, while transitioning to a new ticketing system in Paciolan.

Under Layton's guidance, Miami sold out its entire 2015-16 men's basketball season ticket allotment, marking the first time in Hurricane athletics history that a team has sold out its entire season ticket allotment.

Layton also serves as the primary point of contact with ESPN in establishing the department's new digital network. During the 2015-16 athletics campaign, Miami aired over 115 live events on ESPN3 – a figure that ranked first among all ACC schools.

Layton, a Florida native, arrives in Miami after spending the previous two years at Colorado State University where he served as the department's Senior Associate Athletics Director for Sales and Marketing.

During his time in Fort Collins, Colorado, Layton's ticket sales plans drove double-digit increases in football, volleyball, men's basketball and women's basketball revenue and tickets sold.

In addition, Layton managed the implementation of the Mountain West Digital Network for CSU online streams, which achieved more than 70,000 views during its first year.

His oversight of CSURams.com saw a complete redesign. Under Layton's redesign, CSURams.com included a fan loyalty rewards program that rewarded fans for social activity, ticketing attendance and sponsorship engagement.

Before his arrival at Colorado State, Layton spent 13 years with the Tampa Bay Buccaneers. In his 13 years with the club, he handled a variety of responsibilities from ticketing and luxury suite operations to advertising and business management.

Layton began his career with the Buccaneers as a customer service representative in 1999 before elevating to the role of Senior Director of Business Administration in 2011.

A native of Florida, Layton received his bachelor's and master's degrees from Saint Leo University in Saint Leo, Fla.





## CRAIG ANDERSON

**SENIOR ASSOCIATE AD  
COMPLIANCE**

PITT, 2005

Craig Anderson begins his second year as the department's Senior Associate Athletic Director for Compliance in 2016.

In his current capacity, Anderson oversees the Hurricanes' five-person compliance office and serves as the departmental liaison between the NCAA and all rules educational matters.

Anderson was hired as Associate AD for Compliance at the University of Miami on Feb. 27, 2013. He came to UM after spending three years as the Assistant Athletics Director for Compliance at NC State.

At UM, Anderson is responsible for managing all aspects of the compliance unit's effort, including educating the athletics department and university staff, boosters, coaches and student-athletes about NCAA and ACC regulations. In addition, he is responsible for overseeing the compliance monitoring systems related to recruiting, certification and eligibility. Anderson is also the Sport Supervisor for the women's golf program.

At NC State, he was charged with many roles, including monitoring all amateurism and eligibility issues, serving as the liaison to the academic support program for student-athletes, monitoring all initial eligibility/continuing eligibility processes and conducting NCAA rules education for coaches, staff, boosters and general public.

Before moving to NC State, Anderson served in a nearly three-year role as Director of Compliance at the University of Virginia from September 2007-July 2010. While in Charlottesville, he assisted with eligibility process, interpreted and researched NCAA rules for coaches and institutional staff members, monitored camps and clinics for all sports, coordinated annual coaches certification exams and coordinated transfer issues.

Anderson began his career as an Assistant Director of Compliance, spending 14 months at UNLV from July 2006-September 2007.

A native of Painted Post, N.Y., Anderson graduated from the University of Pittsburgh in 2005 with a bachelor's degree in political science. A year later, he graduated from Marshall University with a master's degree in athletic administration.

## RETURNING STATISTICAL LEADERS

RUSHING	G	ATT	GAIN	LOSS	NET	AVG	TD	LG	YPG
Joe Yearby	13	205	1042	40	1002	4.9	6	41	77.1
Mark Walton	13	130	496	35	461	3.5	9	27	35.5
Trayone Gray	5	23	148	3	145	6.3	2	33	29.0

PASSING	G	EFF	C-A-I	PCT	YDS	TD	LG	AVG/G
Brad Kaaya	12	142.11	238-389-5	61.2	3,238	16	67	269.8
Malik Rosier	7	101.74	29-57-3	50.9	338	2	33	48.3

RECEIVING	G	NO	YDS	AVG	TD	LG	AVG/G
Stacy Coley	11	47	689	14.7	4	67	62.6
Joe Yearby	13	23	273	11.9	2	52	21.0
Mark Walton	13	22	293	13.3	1	41	22.5

TACKLES	G	UT	AT	TT	SACKS -YDS	TFL-YARDS
Jermaine Grace	13	44	35	79	2.0-12	6.0-22
Juwon Young	11	36	21	57	---	3.0-6
Al-Quadin Muhammad	12	34	20	54	5.0-26	8.5-35

## 2016 NOTEBOOK

## #LIFEINTHEACC

## FINAL 2015 STANDINGS

## ATLANTIC DIVISION

Team	Conf.	Overall
Clemson	8-0 1.000	14-1 .933
Florida State	6-2 .750	10-3 .769
Louisville	5-3 .625	8-5 .615
NC State	3-5 .429	7-6 .538
Syracuse	2-6 .250	4-8 .333
Wake Forest	1-7 .125	3-9 .250
Boston College	0-8 .000	3-9 .250

## COASTAL STANDINGS

Team	Conf.	Overall
North Carolina	8-0 1.000	11-3 .786
Pittsburgh	6-2 .750	8-5 .615
<b>Miami</b>	<b>5-3 .625</b>	<b>8-5 .615</b>
Duke	4-4 .500	8-5 .615
Virginia Tech	4-4 .500	7-6 .538
Virginia	3-5 .375	4-8 .333
Georgia Tech	1-7 .125	3-9 .250

## MIAMI NAMES MARK RICHT HEAD COACH

- University of Miami Director of Athletics Blake James announced on Dec. 4, 2015 the hiring of Hurricane alumnus Mark Richt as the 24th head football coach at The U.
- Richt was officially introduced to the public at a news conference at the Shalala Student Center.
- Richt, born in Omaha, Neb., and raised in Boca Raton, Fla., returned to his alma mater after leading the University of Georgia football program for the past 15 years. During that time he compiled a 145-51 overall record and an 85-40 mark in Southeastern Conference play.
- Richt won two SEC championships, six SEC East titles and nine bowl games, finishing the season in the Associated Press Top 10 rankings seven times.

## YIPPEE KAAYA

- Entering his junior season, quarterback Brad Kaaya currently has 6,436 career passing yards and stands fifth on the all-time career passing list at Miami. Kaaya needs 3,130 passing yards to surpass Ken Dorsey's all-time program record. Kaaya has averaged 3,218 yards passing per year.
- Kaaya also ranks in the school's top 10 in attempts (767 - sixth), completions (459 - seventh), completion percentage (59.8 - fourth) and touchdowns (42 - ninth).
- Kaaya has thrown just seven interceptions in his last 591 attempts. He has thrown for more than 200 yards in 19 of his 25 career games at Miami and has seven career 300-yard performances.
- Kaaya's career home numbers (13 games) stand out: 3,305 passing yards, 27 TDs and just 7 INTs.
- Kaaya set personal bests in completions (29), attempts (49) and pass yards (405) at Florida State (Oct. 10, 2015), tossing three touchdowns with no interceptions. His passer efficiency rating was 148.8.
- Kaaya's 405 yards were the most by a Miami quarterback vs. Florida State in the modern era of Miami football (since 1980), and represent just the 11th 400-yard game in that same timespan.

## ELITE COMPANY

- Miami signal caller Brad Kaaya ranked in the top 50 in eight national statistical categories in 2015.
- Kaaya was one of just three players nationally to throw for 3,000-or-more yards, 10-or-more TDs and have five-or-fewer interceptions.





## 2016 NOTEBOOK

### #BYTHENUMBERS

1

Kicker Michael Badgley's 2.08 field goals per game led the country in 2015.

9

Head coach Mark Richt has won 10-or-more games in nine seasons throughout his career.

10

Miami finished 10th in the FBS in turnover margin (+11). Miami also led the ACC in turnover margin.

24

Mark Richt was named the 24th head coach in school history on Dec. 4, 2015.

42

QB Brad Kaaya has thrown 42 career touchdown passes at UM and sits ninth all time.

85

Miami features one of the most experienced offensive lines in the ACC. Miami's O-line enters 2016 with 85 career starts among its front five.

91

Miami's coaching staff has combined to coach in 91 bowl games.

100

RB Joe Yearby enters 2016 with five career 100-yard rushing games; his next 100-yard rushing game would tie him for 10th all-time in Miami history.

270.2

QB Brad Kaaya's average of 270.2 passing yards per game ranked second in the ACC and the 25th-best mark in the nation in 2015.

591

QB Brad Kaaya has thrown just seven interceptions in his last 591 attempts.

3,000

QB Brad Kaaya became just the third signal-caller in Miami history to surpass 3,000 yards passing in back-to-back seasons.

- Paxton Lynch (Memphis) and Dak Prescott (Mississippi State) joined Kaaya as the only other quarterbacks that have accomplished this feat. Kaaya was the only sophomore to accomplish this feat last season.
- Kaaya also is just one of three quarterbacks in school history to throw 3,000-or-more yards in back-to-back seasons.
- In addition, Kaaya is just the sixth Miami starting quarterback since 1947 to throw five-or-fewer interceptions for an entire season.

#### RETURN TO FORM

- Miami WR Stacy Coley had a dominant freshman season, earning 2013 Freshman All-America recognition and All-ACC honors after leading the team with 1,461 all-purpose yards.
- After a quiet 2014, Coley had a return to form in 2015. Despite missing two games with a hamstring injury, Coley finished second on the team in catches (47) and receiving yards (689).
- Coley's 79.2 yards per game average in conference play ranked second in the ACC.
- Coley caught at least three passes in each of the final nine games, and had 678 yards over that span. The junior recorded a TD in back-to-back games for the first time since November 2013 when he hauled in scores against both Duke (Oct. 31) and Virginia (Nov. 7).

#### 2016 RETURNING STARTERS

Starters Returning/Lost: 17/7

Offensive Starters Returning/Lost: 9/2

Defensive Starters Returning/Lost: 6/5

Specialists Starters R/L: 2/0

#### LETTERMEN RETURNING/LOST

Lettermen Returning: 41

Lettermen Lost: 28

Offensive Lettermen Returning/Lost: 22/12

Defensive Lettermen Returning/Lost: 16/14

Specialists Lettermen Returning/Lost: 3/2

#### CAREER STARTS

##### OFFENSE

Pos. Name	2015 Starts	Career
WR Malcolm Lewis, R-Sr.	1	11
WR Stacy Coley, Sr.	8	20
WR Braxton Berrios, Jr.	0	5
WR Lawrence Cager, Soph.	1	1
TE Standish Dobard, Sr.	8	11
TE Chris Herndon, Jr.	4	4
TE David Njoku, R-Soph.	3	3
C Nick Linder, Jr.	13	18
G KC McDermott, Jr.	7	7
G Alex Gall, Sr.	7	7
T Trevor Darling, Jr.	13	18
T Sunny Odogwu, R-Jr.	9	9
G Daniel Isidora, R-Sr.	13	26
FB Gage Batten, Sr.	1	1
RB Joe Yearby, Jr.	13	13
QB Brad Kaaya, Jr.	12	25
QB Malik Rosier, R-Soph.	1	1

##### DEFENSE

Pos. Name	2015 Starts	Career
DE Trent Harris, Jr.	10	10
DE Chad Thomas, Jr.	8	8
DT Courtel Jenkins, Jr.	6	6
LB Jermaine Grace, Sr.	10	10
LB Darrion Owens, R-Soph.	1	1
LB Al-Quadin Muhammad, R-Jr.	7	7
LB Juwon Young, Jr.	5	5
CB Corn Elder, Sr.	8	10
S Rayshawn Jenkins, Sr.	8	22
S Jamal Carter, Sr.	1	3

## 2016 NOTEBOOK

## IRON CANES

- OL Danny Isidora, OL Nick Linder, OL Trevor Darling and RB Joe Yearby were the only Hurricane players to start every game last season.

## MAKING HIS MARK

- As a freshman in 2015, running back Mark Walton totaled 10 touchdowns (nine rushing and one receiving). His 10 touchdowns were tied for second by a UM freshman since 2000.
- With his receiving touchdown against Georgia Tech, Walton joined Travis Benjamin and Stacy Coley as the only Miami freshmen to score a rushing touchdown and a receiving touchdown in an ACC game.
- Walton also was one of just 11 freshman running backs nationally with eight-or-more rushing touchdowns last season.

## Most Touchdowns by a Miami Freshman – Since 2000

Rank	Player	Year	TDs
1.	Duke Johnson	2012	13
2.	<b>Mark Walton</b>	<b>2015</b>	<b>10</b>
	Stacy Coley	2013	10
4.	Lamar Miller	2010	7
5.	Gus Edwards	2013	5
	Graig Cooper	2007	5
	Javarris James	2006	5
	Tyrone Moss	2003	5
	Frank Gore	2001	5
10.	Travis Benjamin	2008	4
	LaRon Byrd	2008	4
	Sam Shields	2006	4
	Lance Leggett	2004	4

## BADG-O-MATIC

- In 2015, Michael Badgley finished the regular season 25-of-30 in field goal attempts. His 25 made field goals ranked third in the ACC, while his average of 2.08 field goals made per game were tops in the FBS.
- Badgley tied a UM record with a 57-yard field goal vs. Georgia Tech (Danny Smith, 1981 vs. FSU).
- Badgley broke Jon Peattie's previous UM season record of 22 made field goals, set back in 2003.
- Badgley finished the 2015 campaign with 115 points, which ranks third all-time for a single season. His 115 points in 2015 also rank as the second highest total by a UM kicker (Todd Sievers, 119).
- Badgley finished second in the ACC and 16th in NCAA in scoring, averaging 9.6 points per game during the 2015 season.
- The New Jersey native tied his own school record in the regular season finale against Pittsburgh when he connected on five field goals made. In a Sept. 19, 2015 win over Nebraska, Badgley drilled five field goals.

## GETTING DEFENSIVE

- Miami's +11 turnover margin ranked as the best mark in the ACC and the 10th-best mark in all of FBS during the 2015 season. The Hurricanes finished the year with 25 turnovers gained and 14 turnovers lost.
- Miami's defense recorded 15 interceptions, which ranked 21st in FBS and fourth-best in the ACC in 2015.
- Miami's defense held Bethune-Cookman scoreless and logged its first shutout since Sept. 2, 2010 and eighth since 2000.

## PLAYERS OF THE WEEK

Date	Offensive	Defense	Special Teams	Scout (Offense)	Scout (Defense)
Sept. 5 Bethune-Cookman	S. Dobard	R. Jenkins	C. Elder	J. Evans	A. Muhammad
Sept. 11 FAU	J. Yearby	R. Kirby	J. Johnson	H. Wells	G. Willis
Sept. 19 Nebraska	R. Scott	C. Elder	M. Badgley	C. Alford	C. Lynn
Oct. 1 at Cincinnati	J. Yearby	R. Kirby	J. Vogel	D. Jones	J. Gordnier
Oct. 10 at Florida State	S. Coley	A. Muhammad	J. Vogel	E. Shirreffs	G. Willis
Oct. 17 Virginia Tech	B. Kaaya	A. Burns	S. Redwine	J. Rogers	G. Willis
Oct. 24 Clemson	--	--	--	--	--
Oct. 31 at Duke	M. Rosier	J. Grace	C. Elder	J. Evans	G. Willis
Nov. 7 Virginia	S. Coley	T. Harris	J. Semerene	B. Milo	E. Moore
Nov. 14 at North Carolina	--	--	--	Shirreffs/Davis	E. Moore
Nov. 21 Georgia Tech	B. Kaaya	A. Muhammad	M. Badgley	Offensive Line	W. Chickillo
Nov. 27 at Pittsburgh	J. Yearby	A. Burns	M. Badgley	C. Alford	G. Willis





## 2016 NOTEBOOK

### THE SOUTH FLORIDA DUO

- South Florida products Joe Yearby (1,275) and Mark Walton (1,054) combined for 2,329 all-purpose yards and 18 touchdowns last season.
- Of their 2,329 all-purpose yards, Yearby (1,002) and Walton (461) combined for 1,463 of the team's 1,559 rushing yards (93.0 percent).

### PAVING THE WAY

- UM entered the 2015 season with one of the youngest offensive lines in the ACC, totaling 23 starts. Miami's offensive line enters 2016 with 85 career starts.
- In 13 games last season, Miami's youthful offensive line, which consisted of a combination of one redshirt freshman, three sophomores and two juniors, allowed the Hurricanes to average 401.4 yards per game in total offense.
- Miami's offensive line allowed just 19 sacks, which ranked as the fifth-fewest in the ACC.
- In addition, the Canes ranked fifth in the nation in average tackles for loss allowed (4.20).

### ROSIER IMPRESSIVE IN FIRST CAREER START

- Making his first start at QB in place of an injured Brad Kaaya, redshirt freshman Malik Rosier tossed for 272 yards and two touchdowns in the 30-27 win over Duke on Oct. 31. He finished the game 20-for-29 with one interception, setting career highs in nearly every category.
- Rosier's 272 passing yards were the most by a Hurricane quarterback making the first start of his UM career away from home in 17 years. Below is a list of Miami QB first career starts since 1999:

#### **Miami QB First Career Starts Since 1999**

Stephen Morris (2010) - 286 vs. Maryland (Nov. 6)

**Malik Rosier (2015) - 272 at Duke (Oct. 31)**

Kenny Kelly (1999) - 245 vs. Ohio State (Aug. 27, East Rutherford, N.J.)

Kyle Wright (2005) - 232 at Florida State (Sept. 5)

Brock Berlin (2003) - 203 at Louisiana Tech (Aug. 28)

Ken Dorsey (1999) - 194 vs. Rutgers (Nov. 20)

Jacory Harris (2008) - 190 vs. Charleston Southern (Aug. 28)

Brad Kaaya (2014) - 179 at Louisville (Sept. 1)

Kirby Freeman (2006) - 140 at Maryland (Nov. 11)

Derrick Crudup (2003) - 80 vs. Syracuse (Nov. 15)

### WELCOME BACK

- Running back Gus Edwards and linebacker Darrion Owens are set to return to the lineup this year after suffering season-ending injuries in 2015
- Edwards suffered a season-ending foot injury before the season opener against FAMU. The New York native enters the 2016 season with career totals of 24 games, 127 attempts, 687 yards and 11 touchdowns.
- Owens suffered a season-ending knee injury in Week 2 at FAU. The Florida native enters the 2016 season, having played in 14 career games and logging career tackles.

### CAN OF CORN

- Cornerback Corn Elder emerged as one of Miami's top playmakers in 2015.
- Elder took the final lateral of "The Return" 91 yards to give Miami a 30-27 win over Duke.
- Elder tied for fifth in the ACC with 13 passes defended (1.0 per game).
- Elder had a dominant outing in the Canes' meeting with Nebraska, recording a career-best four pass breakups and a crucial INT on the Cornhuskers' first drive in OT, which helped clinch the win.
- Elder led all UM cornerbacks in sacks with 2.0 in 2015.
- The Nashville, Tenn. native opened the 2015 campaign on a high note as he tallied three tackles, one sack, two tackles for loss and one pass breakup in a win over Bethune-Cookman.
- In addition, Elder also recorded his first career punt return for a touchdown on an electric run against the Wildcats.

### THE SPECIALIST

- Punter Justin Vogel once again proved to be a steady force for Miami in 2015. Vogel finished seventh in the ACC in punting average (42.5 yards) and 43rd nationally.
- Vogel also dropped 20 punts inside-the-20 yard line and had 13 punts of 50+ yards.
- A nominee for the 2015 Ray Guy Award, Vogel was a finalist for the award in 2014. He also boomed a career-best 73-yard punt vs. Clemson.
- After spending the 2013 season at Florida, Vogel averaged 42.8 yards per punt and 62.1 yards on kickoffs in 2014. He was named third-team All-ACC by Atlantic Coast Sports Media Association.



# 2016 STUDENT-ATHLETES

2016 ROSTER.....	13-16
STUDENT-ATHLETE PROFILES.....	17-43



CATEGORY



# NUMERICAL ROSTER

STUDENT-ATHLETES

NO	NAME	POS	HT	WT	CL.	HOMETOWN / HIGH SCHOOL / PREVIOUS SCHOOL
1	Mark Walton*	RB	5-9	205	So.	Miami, Fla. (Booker T. Washington)
2	Joseph Yearby**	RB	5-9	200	Jr.	Miami, Fla. (Miami Central)
3	Stacy Coley***	WR	6-1	195	Sr.	Pompano Beach, Fla. (Northeast)
4	Jaquan Johnson*	DB	5-11	190	So.	Miami, Fla. (Miami Killian)
5	Standish Dobard****	TE	6-4	252	Sr.	New Orleans, La. (Edna Karr)
5	Jermaine Grace***	LB	6-1	210	Sr.	Miami Gardens, Fla. (Miramar)
6	Jamal Carter***	DB	6-1	215	Sr.	Homestead, Fla. (Miami Southridge)
7	Gus Edwards**	RB	6-1	230	R-Jr.	Staten Island, N.Y. (Tottenville)
7	Kendrick Norton*	DL	6-3	305	So.	Jacksonville, Fla. (Trinity Christian)
8	Braxton Berrios**	WR	5-9	185	Jr.	Raleigh, N.C. (Leesville Road)
8	Al-Quadin Muhammad**	DL	6-4	250	R-Jr.	Irvington, N.J. (Don Bosco)
9	Malcolm Lewis****	WR	5-10	190	R-Sr.	Miramar, Fla. (Miramar)
9	Chad Thomas**	DL	6-6	265	Jr.	Miami, Fla. (Booker T. Washington)
11	Jack Allison	QB	6-5	200	Fr.	Parrish, Fla. (Palmetto)
12	Malik Rosier*	QB	6-1	215	R-So.	Mobile, Ala. (Faith Academy)
12	Malek Young	DB	5-9	180	Fr.	Ft. Lauderdale, Fla. (Coconut Creek)
14	Vincent Testaverde	QB	6-2	200	R-So.	Tampa, Fla. (Jesusit)
15	Michael Badgley**	K/P	5-10	180	Jr.	Summit, N.J. (Summit Senior/Fork Union Military)
15	Brad Kaaya**	DL	6-4	215	Jr.	Los Angeles, Calif. (Chaminade College Prep)
16	Evan Shirreffs	QB	6-5	210	R-Fr.	Jefferson, Ga. (Jefferson)
16	Justin Vogel**	P/K	6-4	215	Sr.	Tampa, Fla. (Florida/Berkeley Prep)
18	Lawrence Cager*	WR	6-5	215	So.	Towson, Md. (Calvert Hall)
19	Tucker Beirne	QB	6-2	245	R-Fr.	Miami, Fla. (Columbus)
19	Scott Patchan	DL	6-6	245	So.	Bradenton, Fla. (IMG Academy)
20	Robert Knowles	DB	6-1	195	R-Fr.	Miami, Fla. (Miami Edison)
20	Michael Welch	QB	6-2	205	R-So.	Winnetka, Ill. (New Trier)
21	Terrance Henley	CB	5-11	180	So.	Pompano Beach, Fla. (Blanche Ely)
22	Sheldrick Redwine*	DB	6-1	195	So.	Miami, Fla. (Miami Killian)
23	Christopher Herndon IV**	TE	6-4	253	Jr.	Norcross, Ga. (Norcross)
23	Terry McCray	LB	6-3	230	R-So.	Pompano Beach, Fla. (Blanche Ely)
24	Travis Homer	RB	5-11	200	Fr.	West Palm Beach, Fla. (Oxbridge Academy)
24	Josh Johnson*	DB	5-5	155	R-Jr.	Jacksonville, Fla. (The Bolles School)
25	Adrian Colbert	DB	6-2	205	R-Sr.	Mineral Wells, Texas (Mineral Wells/Texas)
26	Rayshawn Jenkins***	DB	6-2	210	R-Sr.	St. Petersburg, Fla. (Admiral Farragut Academy)
27	Ryan Mayes	DB	6-1	195	R-So.	Miami, Fla. (Miami Northwestern)
28	Crispian Atkins	RB	5-9	195	So.	Plant City, Fla. (Durant)
28	Michael Jackson*	DB	6-1	200	So.	Birmingham, Ala. (Spain Park)
29	Corn Elder***	DB	5-10	180	Sr.	Nashville, Tenn. (The Ensworth School)
30	Kevin Carroll	FB	5-11	222	Sr.	Mission Viejo, Calif. (Mission Viejo/Orange Coast)
30	Romeo Finley	DB	6-1	205	Fr.	Fort Walton Beach, Fla. (Niceville)
31	Demetrius Jackson*	DL	6-3	265	R-So.	Miami, Fla. (Booker T. Washington)
31	Malik Mayweather*	WR	6-1	185	R-So.	Olive Branch, Miss. (Olive Branch/East Miss. CC)
32	Trayone Gray*	RB	6-2	225	Jr.	Miami, Fla. (Carol City High School)
32	Tyler Murphy	DB	5-8	180	So.	Lawrenceville, Ga. (Peachtree Ridge)
33	Mitch Davis	WR	5-6	150	Jr.	Miami, Fla. (Gulliver Prep)
33	Trent Harris**	DL	6-2	250	Jr.	Winter Park, Fla. (Winter Park)
34	Zackary Lawler	FB	5-10	225	So.	Denver, Colo. (Pomona/Los Angeles Valley College)
34	Charles Perry*	LB	6-1	230	So.	West Palm Beach, Fla. (Royal Palm Beach)
35	Austin Pfenninger	WR	5-6	170	R-Jr.	Carmel, Ind. (Carmel)
36	Teddy Stavetski	LB	6-3	205	R-So.	Haddonfield, N.J. (Haddonfield)
36	Marquez Williams	FB	6-1	280	R-So.	Bogart, Fla. (Clarke Central/Mars Hill)
37	Cesar Castillo	FB	6-2	245	So.	Jupiter, Fla. (Jupiter)
37	Jeff James Jr.	DB	6-1	185	Fr.	Orlando, Fla. (Olympia)
38	Cedric Wright	DB	5-9	180	Fr.	Homestead, Fla. (Guliver Prep)
39	Jordan Butler*	LS	5-9	190	So.	Scottsdale, Ariz. (Saguaro)
39	Gian Ragonesi	FB	6-1	270	Jr.	Forli, Italy (Highlands School)
40	Gage Batten*	FB	6-1	240	Sr.	Palm Beach Gardens, Fla. (Dwyer/Auburn)
41	Wyatt Chickillo	LB	6-1	235	R-Jr.	Miami, Fla. (Miami Palmetto)
43	TJ Callan	RB	6-1	215	So.	Doral, Fla. (Ronald Reagan)



# NUMERICAL ROSTER

NO	NAME	POS	HT	WT	CL.	HOMETOWN / HIGH SCHOOL / PREVIOUS SCHOOL
43	Jack Spicer	P	6-3	225	R-Fr.	Estero, Fla. (Estero/Florida)
44	Eddie Dunn	LB	5-11	205	So.	Tavernier, Fla. (Coral Shores)
44	Cory Giordano	FB	6-1	232	R-Fr.	Rye, N.Y. (Fordham Prep)
45	Chad Allen	WR	5-10	180	R-Fr.	Menlo Park, Calif. (Menlo-Atherton)
46	O'Juan Carney	WR	5-10	180	Fr.	Miramar, Fla. (Miramar)
47	Jake Romp	WR	5-8	170	So.	Tampa, Fla. (Tampa Catholic)
47	Dewayne Washington II	FB	6-1	220	Fr.	Raleigh, N.C. (Ravenscroft)
48	John Tauber	LB	6-3	220	So.	Bradenton, Fla. (IMG Academy)
49	Shawn Walker	LB	6-2	230	Fr.	Ft. Lauderdale, Fla. (Cardinal Gibbons)
51	Juwon Young**	LB	6-2	248	Jr.	Albany, Ga. (Albany)
52	Jamie Gordinier	LB	6-4	235	R-Fr.	Monmouth Beach, N.J. (Red Bank Catholic)
52	KC McDermott**	OL	6-7	308	Jr.	Wellington, Fla. (Palm Beach Central)
53	Zach McCloud	LB	6-2	230	Fr.	Lantana, Fla. (Santaluces)
54	Hunter Knighton*	OL	6-5	300	R-Jr.	Pottstown, Pa. (The Hun School of Princeton)
54	Colton Lynn	DL	5-11	280	So.	Delray Beach, Fla. (St. Thomas Aquinas)
55	Frank Gabriel**	LB	6-3	218	R-Sr.	Monmouth Beach, N.J. (Red Bank Catholic)
55	Shaquille Quarterman	LB	6-1	240	Fr.	Orange Park, Fla. (Oakleaf)
56	Michael Pinckney	LB	6-1	220	Fr.	Jacksonville, Fla. (Raines)
57	Mike Smith	LB	6-1	230	R-So.	Miami, Fla. (Miami Northwestern)
57	Sam York	LS	6-1	200	So.	Marblehead, Mass. (Marblehead/Ohio State)
58	Darrion Owens*	LB	6-3	245	Jr.	Orange Park, Fla. (Oakleaf)
59	Justin Goldberg	OL	6-2	220	R-So.	Weston, Fla. (Cypress Bay)
59	Jared Hardie	LB	5-11	215	So.	Lansdowne, Va. (Our Lady of Good Counsel)
61	Jacob Munoz	OL	5-11	210	Fr.	Atlanta, Ga. (Mount Vernon)
62	Hayden Mahoney	OL	6-5	295	R-Fr.	Malvern, Pa. (Malvern Prep)
63	Danny Isidora**	OL	6-4	305	Sr.	Weston, Fla. (Cypress Bay)
66	Sunny Odogwu**	OL	6-8	325	R-Jr.	Ezeagu, Nigeria (Hargrave Military Academy)
67	Alex Gall***	OL	6-5	305	Sr.	Mason, Ohio (Archbishop Moeller)
68	Nick Linder**	OL	6-3	305	Jr.	Ft. Lauderdale, Fla. (St. Thomas Aquinas)
73	Trevor Darling	OL	6-4	320	Jr.	Miami, Fla. (Miami Central)
74	Tyler Gauthier	OL	6-5	300	So.	Venice, Fla. (Venice)
75	Brendan Loftus	OL	6-7	300	R-Fr.	Tallahassee, Fla. (Godby)
76	Tre Johnson	OL	6-7	300	Fr.	Orlando, Fla. (First Academy)
77	Jahair Jones	OL	6-4	315	R-So.	Brooklyn N.Y. (ASA College (NY))
78	Tyree St. Louis*	OL	6-5	305	So.	Bradenton, Fla. (IMG Academy)
79	Bar Milo	OL	6-6	300	R-Fr.	West Hills, Calif. (Chaminade College Prep)
80	Dayall Harris	WR	6-3	200	R-So.	Jackson, Miss. (Callaway/Copiah-Lincoln)
80	RJ McIntosh	DL	6-4	290	So.	Fort Lauderdale, Fla. (Cardinal Gibbons)
81	Darrell Langham	WR	6-4	230	R-So.	Lantana, Fla. (Santaluces)
82	Ahmmon Richards	WR	6-1	192	Fr.	Wellington, Fla. (Wellington)
83	Sam Bruce	WR	5-8	180	Fr.	Ft. Lauderdale, Fla. (St. Thomas Aquinas)
84	Dionte Mullins	WR	5-10	180	Fr.	Homestead, Fla. (Gulliver Prep)
85	Marco Baeza	K	6-3	210	So.	Charlotte, N.C. (Charlotte Catholic)
85	Jovani Haskins	TE	6-4	245	Fr.	Bergenfield, N.J. (Bergenfield)
86	David Njoku*	TE	6-4	245	R-So.	Cedar Grove, N.J. (Cedar Grove)
87	Michael Irvin II	TE	6-3	230	Fr.	Ft. Lauderdale, Fla. (St. Thomas Aquinas)
88	Malik Curry	LB	6-3	230	R-Fr.	Albuquerque, N.M. (La Cueva)
90	Tyreic Martin	DL	6-3	280	Fr.	Lanett, Fla. (Valley)
91	Gerald Willis	DL	6-4	285	R-So.	New Orleans, La. (Florida) (Edna Kerr)
92	Courtel Jenkins**	DL	6-2	320	Jr.	Jersey City, N.J. (DePaul Catholic)
93	Pat Bethel	DE	6-3	260	Fr.	Vero Beach, Fla. (Vero Beach)
94	Ryan Fines	DL	6-2	295	R-Fr.	Bradenton, Fla. (IMG Academy)
95	Anthony Moten**	DL	6-4	315	Jr.	Ft. Lauderdale, Fla. (St. Thomas Aquinas)
99	Joe Jackson	DL	6-5	250	Fr.	Homestead, Fla. (Gulliver Prep)

\* - Letters earned



# ALPHABETICAL ROSTER

NO	NAME	POS	HT	WT	CL.	HOMETOWN / HIGH SCHOOL / PREVIOUS SCHOOL
45	Chad Allen	WR	5-10	180	R-Fr.	Menlo Park, Calif. (Menlo-Atherton)
11	Jack Allison	QB	6-5	200	Fr.	Parrish, Fla. (Palmetto)
28	Crispian Atkins	RB	5-9	195	So.	Plant City, Fla. (Durant)
15	Michael Badgley**	K/P	5-10	180	Jr.	Summit, N.J. (Summit Senior/Fork Union Military)
85	Marco Baeza	K	6-3	210	So.	Charlotte, N.C. (Charlotte Catholic)
40	Gage Batten*	FB	6-1	240	Sr.	Palm Beach Gardens, Fla. (Dwyer/Auburn)
19	Tucker Beirne	QB	6-2	245	R-Fr.	Miami, Fla. (Columbus)
8	Braxton Berrios**	WR	5-9	185	Jr.	Raleigh, N.C. (Leesville Road)
93	Pat Bethel	DE	6-3	260	Fr.	Vero Beach, Fla. (Vero Beach)
83	Sam Bruce	WR	5-8	180	Fr.	Ft. Lauderdale, Fla. (St. Thomas Aquinas)
39	Jordan Butler*	LS	5-9	190	So.	Scottsdale, Ariz. (Saguaro)
18	Lawrence Cager*	WR	6-5	215	So.	Towson, Md. (Calvert Hall)
43	TJ Callan	RB	6-1	215	So.	Doral, Fla. (Ronald Reagan)
46	O'Juan Carney	WR	5-10	180	Fr.	Miramar, Fla. (Miramar)
30	Kevin Carroll	FB	5-11	222	Sr.	Mission Viejo, Calif. (Mission Viejo/Orange Coast)
6	Jamal Carter***	DB	6-1	215	Sr.	Homestead, Fla. (Miami Southridge)
37	Cesar Castillo	FB	6-2	245	So.	Jupiter, Fla. (Jupiter)
41	Wyatt Chickillo	LB	6-1	235	R-Jr.	Miami, Fla. (Miami Palmetto)
25	Adrian Colbert	DB	6-2	205	R-Sr.	Mineral Wells, Texas (Mineral Wells/Texas)
3	Stacy Coley***	WR	6-1	195	Sr.	Pompano Beach, Fla. (Northeast)
88	Malik Curry	LB	6-3	230	R-Fr.	Albuquerque, N.M. (La Cueva)
73	Trevor Darling	OL	6-4	320	Jr.	Miami, Fla. (Miami Central)
33	Mitch Davis	WR	5-6	150	Jr.	Miami, Fla. (Gulliver Prep)
5	Standish Dobard***	TE	6-4	252	Sr.	New Orleans, La. (Edna Karr)
44	Eddie Dunn	LB	5-11	205	So.	Tavernier, Fla. (Coral Shores)
7	Gus Edwards**	RB	6-1	230	R-Jr.	Staten Island, N.Y. (Tottenville)
29	Corn Elder***	DB	5-10	180	Sr.	Nashville, Tenn. (The Ensworth School)
94	Ryan Fines	DL	6-2	295	R-Fr.	Bradenton, Fla. (IMG Academy)
30	Romeo Finley	DB	6-1	205	Fr.	Fort Walton Beach, Fla. (Niceville)
55	Frank Gabriel**	LB	6-3	218	R-Sr.	Monmouth Beach, N.J. (Red Bank Catholic)
67	Alex Gall***	OL	6-5	305	Sr.	Mason, Ohio (Archbishop Moeller)
74	Tyler Gauthier	OL	6-5	300	So.	Venice, Fla. (Venice)
44	Cory Giordano	FB	6-1	232	R-Fr.	Rye, N.Y. (Fordham Prep)
59	Justin Goldberg	OL	6-2	220	R-So.	Weston, Fla. (Cypress Bay)
52	Jamie Gordinier	LB	6-4	235	R-Fr.	Monmouth Beach, N.J. (Red Bank Catholic)
5	Jermaine Grace***	LB	6-1	210	Sr.	Miami Gardens, Fla. (Miramar)
32	Trayone Gray*	RB	6-2	225	Jr.	Miami, Fla. (Carol City High School)
59	Jared Hardie	LB	5-11	215	So.	Lansdowne, Va. (Our Lady of Good Counsel)
80	Dayall Harris	WR	6-3	200	R-So.	Jackson, Miss. (Callaway/Copiah-Lincoln)
33	Trent Harris**	DL	6-2	250	Jr.	Winter Park, Fla. (Winter Park)
85	Jovani Haskins	TE	6-4	245	Fr.	Bergenfield, N.J. (Bergenfield)
21	Terrance Henley	CB	5-11	180	So.	Pompano Beach, Fla. (Blanche Ely)
23	Christopher Herndon IV**	TE	6-4	253	Jr.	Norcross, Ga. (Norcross)
24	Travis Homer	RB	5-11	200	Fr.	West Palm Beach, Fla. (Oxbridge Academy)
87	Michael Irvin II	TE	6-3	230	Fr.	Ft. Lauderdale, Fla. (St. Thomas Aquinas)
63	Danny Isidora**	OL	6-4	305	Sr.	Weston, Fla. (Cypress Bay)
31	Demetrius Jackson*	DL	6-3	265	R-So.	Miami, Fla. (Booker T. Washington)
99	Joe Jackson	DL	6-5	250	Fr.	Homestead, Fla. (Gulliver Prep)
28	Michael Jackson*	DB	6-1	200	So.	Birmingham, Ala. (Spain Park)
37	Jeff James Jr.	DL	6-1	185	Fr.	Orlando, Fla. (Olympia)
92	Courtell Jenkins**	DB	6-2	320	Jr.	Jersey City, N.J. (DePaul Catholic)
26	Rayshawn Jenkins***	DB	6-2	210	R-Sr.	St. Petersburg, Fla. (Admiral Farragut Academy)
4	Jaquan Johnson*	DB	5-11	190	So.	Miami, Fla. (Miami Killian)
24	Josh Johnson*	DL	5-5	155	R-Jr.	Jacksonville, Fla. (The Bolles School)
76	Tre Johnson	OL	6-7	300	Fr.	Orlando, Fla. (First Academy)
77	Jahair Jones	OL	6-4	315	R-So.	Brooklyn N.Y. (ASA College (NY))
15	Brad Kaaya**	QB	6-4	215	Jr.	Los Angeles, Calif. (Chaminade College Prep)
54	Hunter Knighton*	OL	6-5	300	R-Jr.	Pottstown, Pa. (The Hun School of Princeton)

STUDENT-ATHLETES

# ALPHABETICAL ROSTER

NO	NAME	POS	HT	WT	CL.	HOMETOWN / HIGH SCHOOL / PREVIOUS SCHOOL
20	Robert Knowles	DB	6-1	195	R-Fr.	Miami, Fla. (Miami Edison)
34	Zackary Lawler	FB	5-10	225	So.	Denver, Colo. (Pomona/Los Angeles Valley College)
81	Darrell Langham	WR	6-4	230	R-So.	Lantana, Fla. (Santalucas)
9	Malcolm Lewis****	WR	5-10	190	R-Sr.	Miramar, Fla. (Miramar)
68	Nick Linder**	OL	6-3	305	Jr.	Ft. Lauderdale, Fla. (St. Thomas Aquinas)
75	Brendan Loftus	OL	6-7	300	R-Fr.	Tallahassee, Fla. (Godby)
54	Colton Lynn	DL	5-11	280	So.	Delray Beach, Fla. (St. Thomas Aquinas)
62	Hayden Mahoney	OL	6-5	295	R-Fr.	Malvern, Pa. (Malvern Prep)
90	Tyreic Martin	DL	6-3	280	Fr.	Lanett, Fla. (Valley)
27	Ryan Mayes	DB	6-1	195	R-So.	Miami, Fla. (Miami Northwestern)
31	Malik Mayweather*	WR	6-0	185	R-So.	Olive Branch, Miss. (Olive Branch/East Miss. CC)
53	Zach McCloud	LB	6-2	230	Fr.	Lantana, Fla. (Santalucas)
23	Terry McCray	LB	6-3	230	R-So.	Pompano Beach, Fla. (Blanche Ely)
52	KC McDermott**	OL	6-7	308	Jr.	Wellington, Fla. (Palm Beach Central)
80	RJ McIntosh	DL	6-4	290	So.	Fort Lauderdale, Fla. (Cardinal Gibbons)
79	Bar Milo	OL	6-6	300	R-Fr.	West Hills, Calif. (Chaminade College Prep)
95	Anthony Moten**	DL	6-4	315	Jr.	Ft. Lauderdale, Fla. (St. Thomas Aquinas)
8	Al-Quadin Muhammad**	DL	6-4	250	R-Jr.	Irvington, N.J. (Don Bosco)
84	Dionte Mullins	WR	5-10	180	Fr.	Homestead, Fla. (Gulliver Prep)
61	Jacob Munoz	OL	5-11	210	Fr.	Atlanta, Ga. (Mount Vernon)
32	Tyler Murphy	DB	5-8	180	So.	Lawrenceville, Ga. (Peachtree Ridge)
86	David Njoku*	TE	6-4	245	R-So.	Cedar Grove, N.J. (Cedar Grove)
7	Kendrick Norton*	DL	6-3	305	So.	Jacksonville, Fla. (Trinity Christian)
66	Sunny Odogwu**	OL	6-8	325	R-Jr.	Ezeagu, Nigeria (Hargrave Military Academy)
58	Darrion Owens*	LB	6-3	245	Jr.	Orange Park, Fla. (Oakleaf)
19	Scott Patchan	DL	6-6	245	So.	Bradenton, Fla. (IMG Academy)
34	Charles Perry*	LB	6-1	230	So.	West Palm Beach, Fla. (Royal Palm Beach)
35	Austin Pfenninger	WR	5-6	170	R-Jr.	Carmel, Ind. (Carmel)
56	Michael Pinckney	LB	6-1	220	Fr.	Jacksonville, Fla. (Raines)
55	Shaquille Quarterman	LB	6-1	240	Fr.	Orange Park, Fla. (Oakleaf)
39	Gian Ragonesi	FB	6-0	270	Jr.	Forli, Italy (Highlands School)
22	Sheldrick Redwine*	DB	6-1	195	So.	Miami, Fla. (Miami Killian)
82	Ahmon Richards	WR	6-1	192	Fr.	Wellington, Fla. (Wellington)
47	Jake Romp	WR	5-8	170	So.	Tampa, Fla. (Tampa Catholic)
12	Malik Rosier*	QB	6-1	215	R-So.	Mobile, Ala. (Faith Academy)
16	Evan Shirreffs	QB	6-5	210	R-Fr.	Jefferson, Ga. (Jefferson)
57	Mike Smith	LB	6-1	230	R-So.	Miami, Fla. (Miami Northwestern)
43	Jack Spicer	P	6-3	225	R-Fr.	Estero, Fla. (Estero/Florida)
78	Tyree St. Louis*	OL	6-5	305	So.	Bradenton, Fla. (IMG Academy)
36	Teddy Stavetski	LB	6-3	205	R-So.	Haddonfield, N.J. (Haddonfield)
48	John Tauber	LB	6-3	220	So.	Bradenton, Fla. (IMG Academy)
14	Vincent Testaverde	QB	6-2	200	R-So.	Tampa, Fla. (Jesuit)
9	Chad Thomas**	DL	6-6	265	Jr.	Miami, Fla. (Booker T. Washington)
16	Justin Vogel**	P/K	6-4	215	Sr.	Tampa, Fla. (Florida/Berkeley Prep)
49	Shawn Walker	LB	6-2	230	Fr.	Ft. Lauderdale, Fla. (Cardinal Gibbons)
1	Mark Walton*	RB	5-9	205	So.	Miami, Fla. (Booker T. Washington)
47	Dewayne Washington II	FB	6-0	220	Fr.	Raleigh, N.C. (Ravenscroft)
20	Michael Welch	QB	6-2	205	R-So.	Winnetka, Ill. (New Trier)
36	Marquez Williams	FB	6-1	280	R-So.	Bogart, Fla. (Clarke Central/Mars Hill)
91	Gerald Willis	DL	6-4	285	R-So.	New Orleans, La. (Florida/Edna Kerr)
38	Cedric Wright	DB	5-9	180	Fr.	Homestead, Fla. (Guliver Prep)
2	Joseph Yearby**	RB	5-9	200	Jr.	Miami, Fla. (Miami Central)
57	Sam York	LS	6-1	200	So.	Marblehead, Mass. (Marblehead/Ohio State)
51	Juwon Young**	LB	6-2	248	Jr.	Albany, Ga. (Albany)
12	Malek Young	DB	5-9	180	Fr.	Ft. Lauderdale, Fla. (Coconut Creek)

\* - Letters earned



**45**  
**CHAD ALLEN**

**WR • 5-10 • 180 • R-Fr.**  
**Menlo Park, Calif. (Foothill / Menlo-Atherton)**

**Prior to Miami:** Attended Foothill College (Los Altos, Calif.) where he grayshirted for a year in order to save eligibility...Was awarded the Grayshirt of the Year Award during his one season at Foothill College... Before arriving at Foothill College, he attended Menlo-Atherton High School where he started at wide receiver during his senior season... Also competed on the track and soccer teams during his time Menlo-Atherton...Received a special commendation for heroism award by San Mateo County for preventing a suicide in progress.



**11**  
**JACK ALLISON**

**QB • 6-5 • 200 • Fr.**  
**Parrish, Fla. (Palmetto)**

**High School:** Consensus four-star prospect by ESPN, 247Sports Rivals and Scout...Rated as eighth-best quarterback in country and 19th-best overall prospect in state of Florida in 247Sports' Composite Rankings...Ranked No. 68 in ESPN300 rankings...Under Armour All-America Game selection...Was selected to semifinals of Elite11 quarterback competition in Los Angeles, Calif....Threw for over 1,400 yards and had 11 touchdown passes senior year, completing 62.1 percent of passes...Threw just five interceptions during his senior campaign... Chose Miami over scholarship offers from Alabama, Missouri, Tennessee, UCF and USF.



**28**  
**CRISPAN ATKINS**

**RB • 5-9 • 195 • So.**  
**Plant City, Fla. (Durant)**

**High School:** Spent the 2015 season at ASA College in North Miami Beach...Four-year letterwinner in high school...Three-year starter... Served as the team captain in both his junior and senior seasons... Earned first team all-conference honors as a senior...Rushed for over 1,600 all-purpose yards as a senior.



**15**  
**MICHAEL BADGLEY**

**K • 5-10 • 180 • Jr.**  
**Summit, N.J. (Fork Union Military / Summit Senior)**

**2015 ALL-ACC, THIRD TEAM (Coaches)**  
**2015 ALL-ACC, HONORABLE MENTION (ACSM A)**

**2015 (Sophomore):** Set school record with 25 made field goals (25-for-30), besting previous school record of 22 set in 2003 by Jon Peattie...Earned ACSMA All-ACC Honorable Mention recognition... Finished a perfect 40-for-40 on extra point attempts...Made season debut vs. Bethune-Cookman (Sept. 5), connecting on 25-yard field goal and finishing perfect 4-for-4 on PAT attempts...Made 3-of-4 field goal attempts against FAU (Sept. 11), including a then career long-tying 48 yarder...Set career mark and school record with five made field goals against Nebraska (Sept. 19), including 28-yarder in overtime to win game for Miami...Also hit from 41, 27, 23 and 28 yards vs. Cornhuskers... Went 3-for-3 on PAT attempts vs. Nebraska...Had three field goals (3-for-5) at Cincinnati (Oct. 1), including successful attempts from 41, 47 and 26 yards...Misses both came from over 50 yards (51, 53)... Successfully kicked only field goal attempt from 30 yards and went 3-for-3 on PATs at Florida State (Oct. 10)...Hit all three field goals against Virginia Tech, including career-long 49-yarder (Oct. 17)...Connected on lone attempt at Duke (Oct. 31), 37-yarder in fourth quarter...Drilled two successful attempts against Virginia (Nov. 7)...Tied school record with 57-yard field goal against Georgia Tech (Nov. 21)...Tied own school record with five made field goals at Pittsburgh (Nov. 27), connecting from 33, 48, 23, 45 and 29 yards...Accounted for 17 points against Panthers...Connected on a pair of extra points in the Hyundai Sun Bowl (Dec. 26) against Washington State.

**2014 (True Freshman):** Enrolled at Miami in May 2014...Made collegiate debut against Arkansas State, finished 5-for-6 on PAT attempts...Connected on first career field goal against Nebraska, hitting from 34 yards...Went 4-for-4 on PAT attempts against Cornhuskers, and also handled kickoff duties...Hit 29-yard field goal against Duke and averaged 58.0 yards on five kickoffs...Connected on lone field goal attempt against Georgia Tech, hitting from 27 yards in third quarter... Recorded 42-yard field goal against Cincinnati...Also hit from 25 yards against Bearcats, finishing game 2-for-2...Connected on 28-yard field goal against Virginia Tech and went 3-for-4 on PAT attempts...Nailed 37-yard field goal against North Carolina, his lone attempt...Totaled 385 yards on seven kickoffs against Tar Heels...Hit 45-yard field goal against Florida State, besting it later in game with 46-yarder...Had field goals against Pittsburgh, including then-career long 48-yard attempt... Went 2-for-3 in Duck Commander Independence Bowl against South Carolina, hitting from 27 and 26 yards.

**Prior to Miami:** No.1 ranked kicker in 247Sports Composite Rankings ...Dean's List at Fork Union Military Academy...Attended FUMA post-graduate program while playing for head coach Col. John Shuman... School also produced former Canes Vinny Testaverde, James Jackson and Stephen McGuire...Longest FG at FUMA was 58 yards.

**BADGLEY CAREER STATISTICS**

**KICKING**

YEAR	FG-FGA	PCT.	LG	PAT	BLK
2015	25-30	83.3	57	40-40	0
2014	14-18	77.8	48	34-38	0
<b>Career</b>	<b>39-48</b>	<b>81.3</b>	<b>57</b>	<b>74-78</b>	<b>0</b>

STUDENT-ATHLETES





85

## MARCO BAEZA

**K • 6-3 • 210 • R-Fr.**  
Charlotte, N.C. (Charlotte Catholic)

**2015 (True Freshman):** Did not see any game action, was a member of practice squad.

**High School:** Earned two varsity letters in football at Charlotte Catholic High School...Was captain of football team in 2014-15...Named all-conference in 2014 while helping the team reach the North Carolina State Finals...Helped Charlotte Catholic reach the state semifinals in 2013.



40

## GAGE BATTEN

**FB • 6-1 • 240 • Sr.**  
Palm Beach Gardens, Fla. (Dwyer) (Auburn)

**2015 (Junior):** Served as team's fullback and among team's top contributors on special teams...Played in all 13 games...Totaled two tackles, both on special teams...Saw action in the Hyundai Sun Bowl (Dec. 26) against Washington State.

**2014 (Sophomore, Auburn):** Missed season after tearing ACL during scrimmage.

**2013 (Redshirt Freshman, Auburn):** Converted linebacker played H-back...Played in six games for the SEC Champions...SEC Academic Honor Roll

**2012 (True Freshman, Auburn):** Did not see action while redshirting at linebacker.

**Before Miami:** Graduated from Auburn in December 2014 with degree in exercise science...Currently enrolled in clinical & applied exercise physiology graduate program...Assistant coach at Dwyer HS from January-May 2015, coached special teams, defensive ends, tight ends and h-backs.

**High School:** High school coach was Jack Daniels...Palm Beach County defensive player of the year...First team all-state and all-area...Basketball letterman...National Honor Society...Maverick and Palm Beach County Scholar-Athlete of the Year.



19


## TUCKER BEIRNE

**QB • 6-2 • 245 • R-Fr.**  
Miami, Fla. (Columbus) (Bryant)

**2015 (True Freshman, Bryant):** Did not see any game action, redshirted to retain eligibility.

**High School:** Started all four-years in high school...Competed in the International Federation of American Football and served as a four-year captain of Team USA during his high school career...Spent his freshman season at Aspen High School in Colorado playing for

head coach Mike Sirko...Spent his last three seasons at Christopher Columbus for head coach Chris Merritt, playing in Florida's 8A Division...Captained the Explorers as a junior and a senior...Became one of Columbus's most prolific QBs, setting a school record with 7,957 career passing yards...First sophomore to start at QB on varsity in Christopher Columbus history...Helped the Explorers to a pair of regional championships and led them all the way to the state finals as a senior...Led the team to a school-record 13 wins, throwing for 2,357 yards and 28 touchdowns as a senior...Named All Miami-Dade, All-State Honorable Mention and earned an invitation to the North-South All-Star game...Earned Honorable Mention All-Miami-Dade as a sophomore and a junior...Took Explorers to the state semi-finals as a sophomore...First team All-League selection as a freshman at Aspen High after setting a school record with 2,013 passing yards and 22 touchdowns...First freshman to start at QB on varsity in Aspen school history...Member of the Principals List and Academic First Honors.



8

## BRAXTON BERRIOS

**WR • 5-9 • 185 • Jr.**  
Raleigh, N.C. (Leesville Road)

**2015 (Sophomore):** Suffered early season injury that forced him to miss nearly three full games...Caught 12 passes for 86 yards...Emerged as team's primary punt returner late in season...Missed games at FAU (Sept. 11) and Nebraska (Sept. 19) due to injury...Caught three passes for 34 yards, including long catch of 14 yards, at Florida State (Oct. 10)...Had one six-yard catch vs. Clemson (Oct. 24)...Hauled in three passes for 18 yards at Duke (Oct. 31)...Had five-yard catch vs. Georgia Tech (Nov. 21)...Returned three punts in regular season finale at Pittsburgh (Nov. 27)...Closed out the season on a high note as he had three carries for 72 yards in the Hyundai Sun Bowl (Dec. 26) against Washington State...His 60-yard carry was the Hurricanes' longest rush of the season...He also totaled three punt returns for 24 yards against WSU.

**2014 (True Freshman):** Saw action in all 12 games, including four starts at wide receiver...Hauled in 20 catches for 218 yards with three touchdowns...Recorded team-high totals of six catches and 63 yards against FAMU...Hauled in first career TD and recorded career-long 33-yard catch against Arkansas State...Recorded TD grabs against Nebraska and Georgia Tech.

**High School:** Four-star prospect by ESPN and Rivals...ESPN300 prospect...Three-star ranking from 247Sports...2014 Under Armour All-America Game selection...Invited to "The Opening", all-star summer prospect camp...Chose Miami over offers from Clemson, Tennessee, Ohio State, South Carolina, Oregon and West Virginia.

## BERRIOS CAREER STATISTICS

### RECEIVING

YEAR	GP-GS	REC	YDS	AVG	TD	LG
2015	11-0	12	86	7.2	0	14
2014	13-5	21	232	11.0	3	33
<b>Career</b>	<b>24-5</b>	<b>33</b>	<b>318</b>	<b>9.6</b>	<b>3</b>	<b>33</b>

### PUNT RETURNS

YEAR	G-GS	RET	YDS	AVG	TD	LG
2015	11-0	11	46	4.2	0	20
2014	13-5	4	20	13.2	0	14
<b>Career</b>	<b>14-5</b>	<b>15</b>	<b>66</b>	<b>4.4</b>	<b>0</b>	<b>20</b>



**93**  
**PAT BETHEL**

**DL • 6-3 • 260 • Fr.**  
**Vero Beach, Fla. (Vero Beach)**

**High School:** Four-star defensive line prospect by ESPN, 247Sports Scout and Rivals...Three-star prospect by Rivals...Under-Armour All-America Game selection...Enrolled in January 2016...No. 111 on ESPN300 and ranked No. 16 defensive end by ESPN...Ranked No. 10 strong-side defensive end nationally by 247Sports...Fourth-best defensive end in the state of Florida and No. 41 defensive end nationwide according to Scout...Totaled 36 tackles, nine sacks and two forced fumbles senior season at Vero Beach...*Treasure Coast Newspapers* All-Area first-team selection during his junior year, had 65 tackles, 19 tackles for loss and seven sacks in 2014...Chose Miami over offers from Auburn, Clemson, Florida, Florida State, Georgia, Louisville, LSU, Michigan, Notre Dame and Ohio State, among others...Father Randy played tight end for Miami from 1987-1990.



**83**  
**SAM BRUCE**

**WR • 5-8 • 180 • Fr.**  
**Ft Lauderdale, Fla. (St. Thomas Aquinas)**

**High School:** Rated as four-star prospect by ESPN, 247Sports, Rivals and Scout...Ranked as No. 7 overall wide receiver nationwide, No. 8-rated player in state of Florida and 47th-best recruit in nation according to Rivals...Ranked No. 77 in the ESPN300 ratings...Under-Armour All-America Game selection...Surpassed 1,300 career receiving yards and totaled 21 career touchdowns...Helped guide St. Thomas Aquinas to second straight FHSAA 7A Championship in 2015...Caught five passes for 61 yards and one touchdown in state championship game against Viera...Chose Miami over scholarship offers from Ohio State, South Carolina and Alabama.



**39**  
**JORDAN BUTLER**

**LS • 5-9 • 190 • Soph.**  
**Scottsdale, Ariz. (Saguaro)**

**2015 (True Freshman):** Served as team's primary long snapper for entire season...Made one tackle on special teams.

**High School:** 2015 Under Armour All-America Game selection at long snapper...Became first true long snapper in five seasons at Saguaro HS, snapping extra points, field goals and punts...Earned berth to Under Armour All-America Game after top showing at national showcase in Wisconsin...Transitioned from center to long snapper in seventh grade.



**18**  
**LAWRENCE CAGER**

**WR • 6-5 • 215 • Soph.**  
**Towson, Md. (Calvert Hall)**

**2015 (True Freshman):** Saw action in 11 games and started one in true freshman season...Caught eight passes for 70 yards and one touchdown...Competed on special teams and saw increased offensive snaps as season progressed...Made career debut in season opener vs. Bethune-Cookman (Sept. 5)...Saw action vs. FAU (Sept. 11)...Caught first two passes of career vs. Nebraska (Sept. 19), including long of 10 yards...Recorded eight-yard reception in action at Cincinnati (Oct. 1)...Had one 13-yard catch at Florida State (Oct. 10)...Saw action vs. Virginia Tech (Oct. 17)...Saw action vs. Clemson (Oct. 24) and at Duke (Oct. 31), largely on special teams...Caught first touchdown of career at North Carolina (Nov. 14) on impressive eight-yard catch in back of end zone...Made first start of career against Georgia Tech (Nov. 21), hauling in two passes for 17 yards, including long of 13...Saw action at Pittsburgh (Nov. 27)...Saw action in the Hyundai Sun Bowl (Dec. 26) against Washington State.

**High School:** Rated as a four-star prospect by Rivals... Rated as the fourth-best player in the state of Maryland by Rivals...Scored a 54-yard touchdown in the 2015 U.S. Army All-American Bowl...He was the only player in Baltimore-area player to be invited to Beaverton, Ore., for The Opening, a six-day football showcase for the country's elite high school football players...Caught 50 passes and scored seven touchdowns as a senior...Chose Miami over offers from Alabama, Georgia, Virginia Tech and Ohio State...In total, he received over 45 scholarship offers... Also claimed indoor and outdoor high jump titles in the Maryland Interscholastic Athletic Association track meet, after he cleared 6-feet-9-inches.

**CAGER CAREER STATISTICS**

**RECEIVING**

YEAR	GP-GS	REC	YDS	AVG	TD	LG
2015	11-1	8	70	8.8	1	13



**43**  
**TJ CALLAN**

**RB • 6-1 • 215 • R-Fr.**  
**Doral, Fla. (Ronald Reagan)**

**2015 (True Freshman):** Did not see any game action, and was member of practice squad.

**High School:** Three-year letter winner in both football and track... Served as captain on both football and track teams...Ran for over 500 yards as senior.

STUDENT-ATHLETES



## 46 O'JUAN CARNEY

**WR • 5-10 • 180 • Fr.**  
Miramar, Fla. (Miramar)

**High School:** Two-year starter...Earned All-Broward Country honors as a senior...Helped his team to three state playoff appearances...Played in the Public vs. Private All-Star Game in Miami...Also played basketball and ran track and field.



## 30 KEVIN CARROLL

**FB • 5-11 • 222 • Sr.**  
Mission Viejo, Calif. (Mission Viejo)  
(Orange Coast)

**2015 (Junior):** Member of practice squad.

**High School:** Completed in football and track and field at Mission Viejo High School, earning two varsity letters in football and two varsity letters in track and field...Was named Second Team All-South Coast League as both a junior and senior...Helped team win South Coast League Championship in both 2010 and 2011...Brother Ricky played football at Miami from 2012-14.



## 6 JAMAL CARTER

**DB • 6-1 • 215 • Sr.**  
Homestead, Fla. (Southridge)

**2015 (Junior):** One of Miami's top contributors in secondary...Saw action in all 12 regular-season games and totaled career-best 48 tackles...Had one interception, one forced fumble and one fumble recovery...Ranked fifth on team with 48 tackles despite starting just one game...Made season debut vs. Bethune-Cookman (Sept. 5) and recorded one unassisted tackle...Totalled two solo tackles and first forced fumble of career in action vs. FAU (Sept. 11)...Had two solo tackles and one PBU vs. Nebraska (Sept. 19)...Had two tackles (one solo) in action at Cincinnati (Oct. 1)...Had three tackles (two solo) at Florida State (Oct. 10)...Added five tackles (one solo) in action vs. Virginia Tech (Oct. 17)...Led team with career-best 11 tackles (five solo) against Clemson (Oct. 24)...Added five tackles at Duke (Oct. 31)...Recorded five tackles against Virginia (Nov. 7)...Had six tackles and 0.5 TFLs at North Carolina (Nov. 14)...Dominant outing against Georgia Tech (Nov. 21) included first interception of season, forced fumble and three tackles...Returned interception 48 yards...Also added one PBU vs. Yellow Jackets...Had three tackles in regular season finale at Pittsburgh (Nov. 27).

**2014 (Sophomore):** Saw action in all 13 games, including two starts...Recorded career-high six tackles and one PBU against Arkansas State...Had four tackles against Duke...Had two PBUs against Florida State...Made first career start against Virginia and pulled in first career interception...Made second consecutive start against Pittsburgh and totaled three tackles.


**2013 (True Freshman):** Played in 12 games, primarily on special teams...Tallied four tackles, making three solo stops...Had four kick returns for 60 yards...Made college debut in season-opening win over FAU, recording first collegiate tackle...Added one tackle against Savannah State, Georgia Tech, Duke and Pitt...First kick return came against Virginia - a 10-yard gain...Had three returns for 50 yards in road win at Pitt.

**High School:** Rated as four-star prospect by ESPN, 247Sports, Rivals and Scout...Rated No. 17-best safety by Scout, No. 21 by Rivals and No. 22 by 247Sports...Listed as 40th-best athlete by ESPN...Recorded 73 tackles and one interception as senior in 2012...Coached by Lamont Green at Miami Southridge Senior HS.

## CARTER CAREER STATISTICS

### DEFENSE

YEAR	GP-GS	UT	AT	TT	TFL/Y	SACK	FF/FR	PBU	INT-Y
2015	12-1	23	25	48	0.5-1	0.0-0	1/0	2	1-48
2014	13-2	15	11	26	0.0-0	0.0-0	0/0	5	1-0
2013	12-0	5	1	6	0.0-0	0.0-0	0/0	0	0-0
<b>Career</b>	<b>38-3</b>	<b>43</b>	<b>37</b>	<b>80</b>	<b>0.5-1</b>	<b>0.0-0</b>	<b>1/0</b>	<b>7</b>	<b>2-48</b>



## 37 CESAR CASTILLO

**FB • 6-2 • 245 • Soph.**  
Jupiter, Fla. (Florida Tech / Jupiter)

**2014 (Redshirt Freshman, Florida Tech):** Did not see any action.

**2013 (Freshman, Florida Tech):** A linebacker on Florida Tech's inaugural football roster ... Member of the Florida Tech team that beat Alderson-Broadbudds in the Futures Bowl

**High School:** As a senior, was captain of the football team at Jupiter High School under head coach Charlie Persson ... Also played basketball and was a member of the track & field team.



## 41 WYATT CHICKILLO

**LB • 6-1 • 235 • R-Jr.**  
Miami, Fla. (Miami Palmetto)

**2015 (Sophomore):** Member of practice squad.

**2014 (Redshirt Freshman):** Member of practice squad.

**2013 (True Freshman):** Member of practice squad.

**High School:** Played quarterback at Miami Palmetto High ... As a junior, threw for 990 yards and eight touchdowns. Also rushed for 148 yards and four touchdowns. In addition, completed 70-of-148 passes (47 percent) and threw seven interceptions. Team finished 7-3.



## 25 ADRIAN COLBERT

**DB • 6-2 • 205 • R-Sr.**  
Mineral Wells, Texas (Mineral Wells)  
(Texas)

**2015 (Junior, Texas):** Saw action in 12 games, did not record any stats.

**2014 (Sophomore, Texas):** Played in all 13 games (four starts) at safety and on special teams...Tied for first on the team in special teams tackles with six...Started at safety in the first three games and against Iowa State...Earned his first career start against UNT, recording three tackles and an interception in the game...Had a career-high four tackles (all solo) vs. BYU...Had three stops and one QB pressure against UCLA...Had a special teams tackle against Kansas...Shared the team's special teams player of the game award with Jaxon Shipley...Recorded a career-high five tackles and one QB pressure against Iowa State...Had two special teams tackles against Texas Tech...Had one special teams tackle and helped down Tom Michael Davidson punts inside the 5-yard line against West Virginia...Shared the team's special teams player of the game award with Davidson.

**2013 (Redshirt Freshman, Texas):** Played in all 13 games...Finished tied for third on the team in special teams tackles (6)...Second-team Academic All-Big 12 choice...Played on special teams in every game...Saw action as a reserve safety against New Mexico State, TCU and Kansas...Had 23 yards on a reverse during a kickoff return vs. Oklahoma...Shared the UT special teams player of the game award with Leroy Scott and Daje Johnson...Posted one stop vs. Kansas, West Virginia, Oklahoma State, Texas Tech, Baylor, and Oregon.

**2012 (True Freshman, Texas):** Did not see any action, redshirted to retain eligibility.

**High School:** Two-time all-district at multiple positions...Ranked as the 20th-best safety by ESPN...A member of the *Austin American-Statesman's* Fab 55 (state's top prospects)...Three-year starter who compiled 228 tackles, seven INTs, two sacks, 17 PBUs, four forced fumbles, two fumble recoveries, one FG block and four TDs on defense...Tallied 580 rushing yards and 10 TDs and 28 catches for 580 yards and six TDs on offense...Named first-team all-district 7-3A at tight end and return man as a senior...Helped Mineral Wells to an appearance in the first round of the state playoffs...Tallied 580 rushing yards and 10 TDs while catching 28 passes for 580 yards and six TDs...Also recorded 90 tackles, four INTs, nine PBUs, one forced fumble and one TD...returned six punts for 172 yards and one TD while returning nine kickoffs for 252 yards and one TD...Named second-team all-district 7-3A at defensive back as a junior...Helped Mineral Wells an appearance in the first round of the state playoffs...Tallied 89 tackles, two sacks, one INT, three PBUs, two fumble recoveries, three forced fumbles, one FG block and two TDs at safety and kick returner...Tallied 49 tackles, two INTs, five PBUs and one TD at cornerback and kick returner as a sophomore...A four-year letterman in track and field...3A state champion in the 400m (48.27) as a junior...Also helped Mineral Wells place eighth in the 4x100m and ninth in the 4x400m as a junior...District champion in the 4x100m, 4x200m and 4x400m as a sophomore...Regional qualifier in the 4x100m and 4x400m as a freshman...A two-time first-team academic all-district selection.



## 3 STACY COLEY

**WR • 6-1 • 195 • Sr.**  
Pompano Beach, Fla. (Northeast)

**2015 ALL-ACC, SECOND TEAM (Coaches)**

**2015 ALL-ACC, THIRD TEAM (AC SMA)**

**2013 ALL-ACC, HONORABLE MENTION (AC SMA)**

**2015 (Junior):** Earned All-ACC third-team recognition from ACSMA and ACC coaches...Among team's most consistent players on offense, finishing with team and career-high 689 receiving yards despite playing in only 11 of 13 games...Led all ACC pass catchers with 634 receiving yards in conference play, averaging 79.2 receiving yards per ACC game...Had three receiving touchdowns and averaged 14.7 yards per catch...Ranked second on team with 47 receptions...Started season opener vs. Bethune-Cookman (Sept. 5) and caught two passes for 11 yards...Did not play at FAU (Sept. 11) due to hamstring injury...Returned from injury vs. Nebraska (Sept. 19) and returned one kickoff for 31 yards...Held out of contest at Cincinnati (Oct. 1) due to recurring hamstring injury...Dominated in start at Florida State (Oct. 10), hauling in seven receptions for career-high 139 yards...Added acrobatic go-ahead 29-yard receiving touchdown against Seminoles in fourth quarter...Tied for team lead with four receptions totaling 63 yards against Virginia Tech (Oct. 17)...Had long catch of 28 yards vs. Hokies...Had career-high eight receptions vs. Clemson (Oct. 24)...Totaled game-high 54 receiving yards against Tigers, including long catch of 21 yards...Played key role in win over Duke (Oct. 31), hauling in team-high totals of five catches and 87 yards, including second TD of season on 19-yard catch in third quarter...Recorded second 100-yard game of career in start vs. Virginia (Nov. 7), totaling 132 yards on seven catches...Had 67-yard TD catch vs. Cavaliers, second-longest of career...Had team-high five catches in start at North Carolina (Nov. 14), finishing with 58 yards...Caught three passes for 56 yards in start vs. Georgia Tech (Nov. 21), including long catch of 42 yards...Had long reception of 48 yards on flea-flicker in regular season finale start at Pittsburgh (Nov. 27)...Catch vs. Panthers moved him into 10th place all-time in career all-purpose yards at Miami...Caught four passes for 44 yards and hauled in a touchdown in the Hyundai Sun Bowl (Dec. 26) against Washington State.

**2014 (Sophomore):** Played in 12 games, including five starts at receiver...Served as team's primary kick returner and punt returner for second consecutive season...Totaled 184 receiving yards on 23 catches...Ranked third on team in all-purpose yards...Caught three passes in games against Louisville and Nebraska...Had season-long 41-yard kick return against Cincinnati...Had long catch of season (22 yards) against Florida State...Had season-high totals of four receptions and 42 yards against Pittsburgh.

**2013 (True Freshman):** Played in all 13 games, making six starts at receiver...Also saw time at kick returner and punt returner...Ranks second on team in receptions (30) and receiving yards (559)...Led team with seven TD catches...Only FBS player in 2013 to record a TD via rushing, receiving, punt return and kick return...Caught two passes for 19 yards in collegiate debut vs. FAU...Had three catches in win against Savannah State...Scored career-first TD in second quarter before following with 88-yard kick return for TD in second half vs. Savannah State...Totaled four receptions for career-high 96 yards and two TDs against USF...Totaled three receptions for 74 yards in win over Georgia Tech...Had three catches for 21 yards in road win at UNC...Totaled two receptions for 52 yards win over Wake Forest...Caught two passes for 36 yards in road loss at Florida State...Had career-long 81-yard TD reception vs. Virginia



Tech...Returned punt 79 yards for TD in loss at Duke...Became first Cane since Devin Hester in 2004 to have punt return TD and kickoff return TD in same season...Added five catches for 81 yards and TD in Senior Day win over Virginia...Tallied three first-half TDs in road win at Pittsburgh, finishing with three catches for 72 yards and two receiving TDs...Added 73-yard TD rush late in second quarter...Named honorable mention All-ACC by ACSMA.

**High School:** Four-star recruit by ESPN, 247Sports, Rivals and Scout... Rated No. 4-best WR by ESPN, No. 7 by 247Sports, No. 8 by Scout and No. 13 by Rivals...2013 Under Armour All-American...Coley led Northeast HS to first round of Class 7A playoffs in 2012, while catching 29 passes for 513 yards and 10 touchdowns...Coached by ex-NFL running back and former Miami Hurricanes standout Donnell Bennett at Northeast HS.

## COLEY CAREER STATISTICS

### RECEIVING

YEAR	GP-GS	REC	YDS	AVG	TD	LG
2015	11-9	47	689	14.7	4	67T
2014	12-5	23	184	8.0	0	22
2013	13-7	33	591	17.9	7	81
<b>Career</b>	<b>36-21</b>	<b>103</b>	<b>1,464</b>	<b>14.2</b>	<b>11</b>	<b>81</b>

### RUSHING

YEAR	GP-GS	ATT	YDS	AVG	TD	LG
2015	11-9	1	15	15.0	0	15
2014	12-5	4	14	3.5	0	10
2013	13-7	2	80	40.0	1	73
<b>Career</b>	<b>36-21</b>	<b>7</b>	<b>109</b>	<b>15.6</b>	<b>1</b>	<b>73</b>

### KICK RETURNS

YEAR	G-GS	RET	YDS	AVG	TD	LG
2015	11-9	1	31	31.0	0	31
2014	12-5	24	541	22.5	0	41
2013	13-7	22	570	25.9	1	88
<b>Career</b>	<b>36-21</b>	<b>47</b>	<b>1,142</b>	<b>24.3</b>	<b>1</b>	<b>88</b>

### PUNT RETURNS

YEAR	G-GS	RET	YDS	AVG	TD	LG
2015	11-9	0	0	0.0	0	0
2014	12-5	15	105	13.2	0	29
2013	13-7	10	220	22.0	1	79
<b>Career</b>	<b>36-21</b>	<b>25</b>	<b>325</b>	<b>13.0</b>	<b>1</b>	<b>79</b>



38

## MALIK CURRY

LB • 6-3 • 230 • R-Fr.  
Albuquerque, N.M. (La Cueva)

**Before Miami:** Three-year varsity letterwinner in football and a two-year varsity letterwinner in basketball...Earned All-District honors as a junior and senior in both football and basketball...Finished second on the team in sacks as a senior...Spent the 2015 season at the University of New Mexico, but not compete.



73


## TREVOR DARLING

OL • 6-4 • 320 • Jr.  
Miami, Fla. (Miami Central)

**2015 (Sophomore):** Started all 13 games, serving as team's starting left tackle...Shifted from right tackle to left tackle to open season, won starting job in training camp...Has started 18 straight games on the offensive line, streak dates to 2014...Helped lead team to No. 29 national ranking in passing offense (277.4 yards)...Offensive line was eighth nationally in fewest tackles for loss allowed (4.31 average)...Team tied for third-fewest sacks allowed of any team in ACC (15)...Miami's offense scored an average of 27.8 points per game...Helped the Hurricanes surpass 400 yards of total offense in six games and two games with over 500 yards of total offense.

**2014 (True Freshman):** Saw action in eight games, making five starts in first season...Logged his career debut against FAMU...Made first career start against North Carolina...Served on offensive line that paved way for offense averaging 431.0 yards of total offense, including 179.9 rushing yards, and 29.9 points per game...Made final start of season in Duck Commander Independence Bowl game against South Carolina.

**High School:** Enrolled in January 2014...Invited to "The Opening," all-star summer prospect camp...2014 Under Armour All-America Game selection...Two-time state champion at Miami Central...Coached by Roland Smith...Chose Miami over offers from Florida State, Florida, Clemson and West Virginia.



33

## MITCH DAVIS

WR • 5-6 • 150 • Jr.  
Miami, Fla. (Gulliver Prep)

**High School:** Three-time varsity letterwinner at Gulliver Prep ... Started at running back and wide receiver as a senior ... Earned Second Team All-Dade County as a senior ... Totaled over 1,200 all-purpose yards and scored 11 touchdowns as a senior ... Earned the team's Most Valuable Player Award on Offense ... Played in the FACA All-Star game following his senior season.



5

## STANDISH DOBARD

TE • 6-4 • 252 • Sr.  
New Orleans, La. (Edna Karr)

**2015 (Junior):** Saw action in 12 games, serving as one of Miami's primary tight ends...Started seven games...Caught eight passes for 90 yards in regular season...Started season opener vs. Bethune-Cookman (Sept. 5) and hauled in first touchdown catch of career in first quarter on five-yard reception...Totaled 20 yards on two receptions vs. Wildcats...Made second straight start of season vs. FAU (Sept. 11)...Caught 12-yard pass in start vs. Nebraska (Sept. 19)...Had two catches, including season-

long 23-yard reception, in start at Cincinnati (Oct. 1)...Caught one pass for nine yards in start at Florida State (Oct. 10)...Started sixth straight game vs. Virginia Tech (Oct. 17), did not record any stats...Started at Duke (Oct. 31), did not record any catches...Had two catches against Virginia (Nov. 7), including 13-yard reception...Made the start at tight end in the Hyundai Sun Bowl (Dec. 26) against Washington State.

**2014 (Sophomore):** Saw action in all 13 games, including three starts...Totaled 147 yards on seven catches...Hauled in first pass of season against Nebraska for 20 yards...Had 18-yard catch against North Carolina...Added career-long 33-yard catch in career-first start against Florida State...Had career-high three catches and 44 yards in start against Pittsburgh.


**2013 (True Freshman):** Played in three games as reserve tight end...Made Miami debut in season-opening win over FAU, did not record any stats...Caught one pass for 15 yards in rout of Savannah State.

**High School:** Enrolled at Miami in January 2013...Rated four-star recruit by ESPN, 247Sports and Scout...Nation's No. 4-best TE by ESPN and No. 7-best TE according to 247Sports and Scout...Led Edna Karr to 15-0 record and Louisiana Class 4A state title in 2012...Recorded 53 catches for 723 yards and four touchdowns as senior.

## DOBARD CAREER STATISTICS

### RECEIVING

YEAR	GP-GS	REC	YDS	AVG	TD	LG
2015	11-7	8	90	11.2	1	23
2014	13-3	7	147	21.0	0	33
2013	3-0	1	15	15.0	0	15
<b>Career</b>	<b>27-10</b>	<b>16</b>	<b>252</b>	<b>10.1</b>	<b>1</b>	<b>33</b>



44

## EDDIE DUNN

**LB • 5-11 • 205 • R-Fr.**  
Tavernier, Fla. (Coral Shores)

**2015 (True Freshman):** Did not see any game action, redshirted to retain eligibility.

**High School:** Four-year varsity letterwinner...Registered 119 tackles (108 solo), rushed for six touchdowns and 903 yards as a senior...Served as the team captain as a senior...Received team Offensive and Defensive Most Valuable Player honors following his senior season...Was honored with the team's Rough Rider Award as a senior.



7

## GUS EDWARDS

**RB • 6-1 • 230 • R-Jr.**  
Staten Island, N.Y. (Tottenville)

**2015 (Junior):** Did not see any game action due to season-ending foot injury suffered during training camp...Received medical redshirt.

**2014 (Sophomore):** Saw action in 12 games...Totaled 349 rushing yards on 61 carries...Scored six touchdowns and averaged 5.7 yards per rush...Recorded four carries for 34 yards against FAMU, including first touchdown of season...Had 85 yards and one touchdown against Cincinnati...Ran for career-high 115 yards and two TDs against Virginia Tech, with scoring runs of three and 38 yards...Scored three-yard TD in

bowl game.

**2013 (True Freshman):** Played in 12 games, seeing action at running back and on special teams...Rushed 338 yards and five TDs on 66 carries...Carried six times for 22 yards in debut vs. FAU...Rushed for then-career high 113 yards and three TDs on 12 carries in rout over Savannah State...Had 53 yards on 10 carries in road win at USF, including career-long 29-yard run...Gained 22 yards on four carries in loss at Duke...Posted fourth TD of season at Pitt, finishing with 64 yards on 11 carries...Had touchdown in bowl game against Louisville.

**High School:** Three-star recruit by ESPNU, 247Sports, Rivals and Scout...Rated as nation's No. 1 fullback by Rivals...Rated No. 40 nationally among running backs by 247Sports and No. 46 by Scout...Led team to playoffs with 868 yards and 11 touchdowns on 104 attempts.

## EDWARDS CAREER STATISTICS

### RUSHING

YEAR	G-GS	ATT	YDS	AVG	TD	LG
2014	12-0	61	349	5.7	6	40
2013	12-0	66	338	5.1	5	29
<b>Career</b>	<b>24-0</b>	<b>127</b>	<b>687</b>	<b>5.4</b>	<b>11</b>	<b>2 9</b>



29

## CORN ELDER

**DB • 5-10 • 180 • Sr.**  
Nashville, Tenn. (Ensworth School)

**2015 (Junior):** Enjoyed breakout season for Miami, starting seven of 13 games and totaling career-best 41 tackles...Ended regular season tied for fifth in ACC with team-high 12 passes defended...Had two interceptions...Returned one punt for touchdown...Had 4.0 TFLs, two sacks, one fumble recovery and 10 PBUs...Had dominant performance in season opener vs. Bethune-Cookman (Sept. 5), recording three solo tackles, 2.0 TFL (16 yards) and one sack (12 yards)...Recorded career-first punt return (72 yards) for TD vs. Wildcats, had another called back due to penalty...Registered one solo tackle, one fumble recovery and one PBU in action at FAU (Sept 11)...Recorded career-first interception in overtime vs. Nebraska (Sept. 19), led to game-winning Miami field goal...Ranked second on team with five tackles (four solo) in action vs. Cornhuskers, and set career high with four PBUs...Had three tackles (two solo) at Cincinnati (Oct. 1)...Had four tackles (two solo) at Florida State (Oct. 10)...Saw action vs. Virginia Tech (Oct. 17), did not record any stats...Had five tackles (four solo), 1.0 TFL and one PBU against Clemson (Oct. 24)...Made first start of season vs. Duke (Oct. 31) and had dominant effort, including 75-yard kickoff return as time expired in one of college football's best finishes...Added six tackles (five solo) and one PBU against Blue Devils...Had a pair of solo tackles in start vs. Virginia (Nov. 7)...Totaled six tackles (four solo) in start at North Carolina (Nov. 14)...Recorded second interception of season in start vs. Georgia Tech (Nov. 21)...Had one tackle against Yellow Jackets...Had two tackles, 1.0 sack (eight yards), one PBU and one quarterback hurry in regular season finale start at Pittsburgh (Nov. 27)...Totaled three tackles and one pass breakup in the Hyundai Sun Bowl (Dec. 26) against Washington State...He also had one pass breakup against WSU.

**2014 (Sophomore):** Saw action in all 13 games, including one start...Totaled 34 tackles (25 solo) with three TFLs and four PBUs...Added two fumble recoveries...Recorded three tackles against Arkansas State...Made first start of career against Georgia Tech, totaling two solo tackles...Set career high with seven tackles (six solo) against Cincinnati...

Tied career high with seven tackles against North Carolina, including first career sack.

**2013 (True Freshman):** Played in 10 games, seeing action on special teams and at defensive back...Recorded seven tackles - six solo...Had 164 yards on seven kick returns and one punt return for no yards...Recorded two tackles in collegiate debut vs. FAU...Added two tackles at Duke...Career-long 39-yard kick return on career-first return in loss to Virginia Tech...Fielded six kicks for 125 yards, including 25-yard return, at Duke...Missed Pitt game due to injury.


**High School:** Rated nation's No. 8 athlete by 247Sports and No. 7 running back by Rivals...Also listed as nation's No. 17 and No. 33 running back by ESPN and Scout, respectively...Four-star athlete ranked as No. 2 running back in Tennessee by both ESPN and Rivals...Rushed for 2,618 yards and 39 touchdowns as senior in 2012 and led Ensworth to third straight Division II-AA state title...Finished prep football career with 6,351 rushing yards, 84 touchdowns and three consecutive state titles...Named Mr. Football Back of the Year in 2011 and 2012...Two-sport star also excelled on basketball court...Led Ensworth to two straight Division II-AA basketball championships...Named "Mr. Tennessee" in men's basketball.



## 30 ROMEO FINLEY

**DB • 6-1 • 205 • Fr.**  
Fort Walton Beach, Fla. (Niceville)

**High School:** Three-star prospect by Scout...Ranked No. 12 safety by ESPN and the No. 244 overall prospect on ESPN300...Rated as No. 15 safety and No. 315 prospect regardless of position by 247Sports...Rated as third-best safety in state of Florida and No. 28 safety nationwide by Scout...Totaled 60 tackles, six PBUs and one interception in final season at Niceville...Had 60 tackles, 10 PBUs, one interception and two forced fumbles junior year...Chose Miami over Clemson, Florida, Georgia Tech, Michigan, Missouri, Mississippi and South Carolina.



## 55 FRANK GABRIEL

**LS • 6-3 • 218 • R-Sr.**  
Monmouth Beach, N.J. (Red Bank Catholic)

**2015 (Junior):** Served as team's primary short snapper...Saw action in seven games.

**2014 (Sophomore):** Served as team's primary long snapper.

**2013 (Redshirt Freshman):** Did not see any game action...Member of practice squad.

**2012 (True Freshman):** Did not see any action, redshirted to retain eligibility.

**High School:** Named first team all-state by *Asbury Park Press*...Named first team for non-public school by *The Star-Ledger*.



## 67 ALEX GALL

**OL • 6-5 • 305 • Sr.**  
Mason, Ohio. (Archbishop Moeller)

**2015 (Junior):** Totaled six starts and served as one of Miami's top rotating linemen...Started first five games of season at left guard...Helped lead team to No. 29 national ranking in passing offense (277.4 yards)...Offensive line was eighth nationally in fewest tackles for loss allowed (4.31 average)...Team tied for third-fewest sacks allowed of any team in ACC (15)...Miami's offense scored an average of 27.8 points per game...Helped the Hurricanes surpass 400 yards of total offense in six games and two games with over 500 yards of total offense.

**2014 (Sophomore):** Made season debut against FAMU...Missed majority of season due to injury, returning in season finale against Pittsburgh.

**2013 (True Freshman):** Played in 11 games, primarily on special teams on punt coverage...Also saw snaps along offensive line...Made collegiate debut in rout of Savannah State...After not playing in first two games (FAU, Florida), played in final 10 games of season.

**High School:** Rated three-star lineman by ESPN, 247Sports, Rivals and Scout...Ranked No. 17 OT nationally by Scout...Earned

## ELDER CAREER STATISTICS

### DEFENSIVE

YEAR	GP-GS	UT	AT	TT	TFL/Y	SACK	FF/FR	PBU	INT-Y
2015	13-7	31	10	41	4.0-26	2.0-20	0/1	11	2-47
2014	13-1	25	9	34	3.0-9	1.0-5	0/2	4	0-0
2013	10-0	6	1	7	0.0-0	0.0-0	0/0	0	0-0
<b>Career</b>	<b>36-8</b>	<b>62</b>	<b>20</b>	<b>82</b>	<b>7.0-35</b>	<b>3.0-25</b>	<b>0/3</b>	<b>15</b>	<b>2-47</b>

### KICK RETURNS

YEAR	GP-GS	RET	YDS	AVG	TD	LG
2015	13-7	5	169	33.8	1	91T
2014	13-1	0	0	0.0	0	0
2013	10-0	7	164	23.4	0	39
<b>Career</b>	<b>36-8</b>	<b>12</b>	<b>333</b>	<b>27.7</b>	<b>1</b>	<b>91T</b>

### PUNT RETURNS

YEAR	GP-GS	RET	YDS	AVG	TD	LG
2015	13-7	11	152	13.8	1	72T
2014	13-1	0	0	0.0	0	0
2013	10-0	1	0	0.0	0	0
<b>Career</b>	<b>36-8</b>	<b>12</b>	<b>152</b>	<b>12.6</b>	<b>1</b>	<b>72T</b>



## 94 RYAN FINES

**DL • 6-2 • 295 • R-Fr.**  
Bradenton, Fla. (IMG Academy)

**2015 (True Freshman):** Did not see any game action, redshirted to retain eligibility.

**High School:** Rated as a three-star athlete by 247Sports... ESPN ranked him as the 51st-best defensive tackle in the country... Finished his senior year with 55 tackles, 14 tackles for loss, and eight sacks in 11 games... Committed to Miami over offers from Arizona, Clemson, USF and Cincinnati.

first-team All-Greater Cincinnati League honors and was named conference's Offensive Lineman of the Year for second straight season.



## 74 TYLER GAUTHIER

**OL • 6-5 • 300 • R-Fr.**  
Venice, Fla. (Venice)

**2015 (True Freshman):** Did not see any game action, redshirted to retain eligibility.

**High School:** Earned a consensus three-star rating by ESPN, Rivals, Scout and 247Sports...Ranked as the third-best offensive guard in the state of Florida according to Scout...Earned First Team All-State honors...Helped Venice High School to the Regional semifinals...Saw action at every position on the offensive line throughout his football career... Chose Miami over offers from Arizona, Missouri and Purdue.




## 44 CORY GIORDANO

**FB • 6-1 • 232 • R-Fr.**  
Rye, N.Y. (Fordham Prep)

**2015 (True Freshman):** Did not see any game action, redshirted to retain eligibility.

**High School:** Four-year letter winner at Fordham Prep...Served as a team captain during his senior year...Helped his high school squad to a pair of CHSFL Championships (2011 and 2014)...Finished his career with 373 tackles, which is the most tackles in the 127-year history of Fordham Prep...Earned All-New York State and All-Bronx honors.



## 59 JUSTIN GOLDBERG

**OL • 6-2 • 220 • R-Fr.**  
Weston, Fla. (Cypress Bay)

**2015 (True Freshman):** Member of practice squad.

**High School:** Three-year starter at Cypress Bay HS in Weston, Fla... As a junior, helped team finish state runner-up.



## 52 JAMIE GORDINIER

**LB • 6-4 • 235 • R-Fr.**  
Monmouth Beach, Fla. (Red Bank Catholic)

**2015 (True Freshman):** Did not see any game action, redshirted to retain eligibility.

**High School:** Tabbed as a consensus three-star prospect by ESPN,

Rivals, Scout and 247Sports...Rated as the No. 1 defensive end in the state of New Jersey by Scout...Ranked as the 18th-best player in the state of New Jersey...Totaled 117 tackles as a senior, including 10 tackles in the state title game...Selected as the 2014 Shore Sports Network Defensive Player of the Year after he helped his team to the New Jersey State Championship...Also played tight end in high school.



## 5 JERMAINE GRACE

**LB • 6-1 • 210 • Sr.**  
Miami Gardens, Fla. (Miramar)

**2015 (Junior):** Enjoyed breakout regular season for Hurricanes, starting 10 of 13 games and finishing with team-best 79 tackles...Had 6.0 TFLs and 2.0 sacks, and ranked third on team with five PBUs...Made first start of career in season opener vs. Bethune-Cookman (Sept. 5) and totaled three tackles...Credited with one PBU vs. Wildcats...Ranked second on team with eight tackles (three solo) in start vs. FAU (Sept. 11)...Added 1.0 TFL (three yards) vs. Owls...Recorded five tackles (four solo) and one PBU in start vs. Nebraska (Sept. 19)...Had two solo tackles in start at Cincinnati (Oct. 1)...Set career mark with six solo tackles and led team with nine total tackles at Florida State (Oct. 10)...Added two solo tackles and first sack of season in start vs. Virginia Tech (Oct. 17)...Had seven tackles, 0.5 TFLs and one PBU vs. Clemson (Oct. 24)...Started at Duke (Oct. 31) and had career performance, totaling career-high 17 tackles (nine solo), 1.0 TFL and one forced fumble...Had eclipsed career mark with 12 tackles at halftime vs. Blue Devils...Tied for team lead with eight tackles (seven solo) in start vs. Virginia (Nov. 7)...Added 1.0 TFL (two yards) and one PBU vs. Cavaliers...Led team with eight tackles in start at North Carolina (Nov. 14)...Added 1.0 sack (eight yards) and 1.5 TFLs vs. Tar Heels...Finished with six tackles in start vs. Georgia Tech (Nov. 21)...Had one tackle and one PBU at Pittsburgh (Nov. 27)...Closed out the year with three tackles in the Hyundai Sun Bowl (Dec. 26) against Washington State.

**2014 (Sophomore):** Saw action in all 13 games and ranked second on team with 60 tackles...Had 36 solo stops, 6.5 TFLs, 3.0 sacks and two fumble recoveries...Recorded five tackles against FAMU, including four solo...Ranked second on team with five solo tackles against Duke...Had game-high eight tackles against Cincinnati, including first career sack...Ranked second with eight tackles and added one PBU against North Carolina...Had five tackles and team's only sack against Florida State...Credited with four tackles against Pittsburgh.

**2013 (True Freshman):** Played in 11 games, primarily on special teams...Finished season with seven tackles, including three solo stops...Tallied two tackles in Miami debut vs. FAU...Led team with five tackles in rout over Savannah State...Did not play vs. Georgia Tech or Florida State.

**High School:** Attended Miramar HS in nearby Miami Gardens, Fla... Rated four-stars by ESPN, 247Sports and Rivals...Ranked No. 11-best linebacker nationally by ESPN and No. 17 by Rivals...2013 Semper Fidelis All-American...Had more than 140 tackles, two interceptions, nine sacks and 20 tackles for losses in final season.



## GRACE CAREER STATISTICS

### DEFENSE

YEAR	GP-GS	UT	AT	TT	TFL/Y	SACK	FF/FR	PBU	INT-Y
2015	13-10	44	35	79	6.0-22	2.0-12	1/0	5	0-0
2014	13-0	36	24	60	6.5-22	3.0-17	0/2	1	0-0
2013	11-0	4	4	8	0.0-0	0.0-0	0/0	0	0-0
<b>Career</b>	<b>37-10</b>	<b>84</b>	<b>63</b>	<b>147</b>	<b>12.5-44</b>	<b>5.0-29</b>	<b>1/2</b>	<b>6</b>	<b>0-0</b>



## 32 TRAYONE GRAY

**RB • 6-2 • 225 • Jr.**  
**Miami, Fla. (Carol City)**

**2015 (Sophomore):** Served as team's third running back, seeing action in five games...Totaled 145 yards on 23 carries, averaging 6.3 yards per carry...Had two touchdowns and long run of 33 yards...Returned three kickoffs during season...Made debut in season opener vs. Bethune-Cookman (Sept. 5) and totaled career-high 77 rushing yards...Recorded career-long 33-yard run vs. Wildcats...Capped game's scoring with 1-yard touchdown run in fourth quarter...Totaled 41 yards on eight carries at FAU (Sept. 11), including long run of 12 yards...Had three carries and one kickoff against Clemson (Oct. 24)...Rushed three times for 20 yards, including one-yard scoring plunge, at North Carolina (Nov. 14)...Had one carry at Pittsburgh (Nov. 27).

**2014 (True Freshman):** Made career debut against FAMU, recording 10-yard touchdown on career-first carry...Carried three times for 13 yards against Rattlers...Had two carries for nine yards against Arkansas State...Had one carry against Cincinnati.

**High School:** First-team All-Dade by *Miami Herald*...Honorable mention Class 6A All-State...Was high school QB who rushed for 1,121 yards and 11 TDs as senior, while passing for 807 yards and nine scores...Coached by Aubrey Hill at Carol City...Chose Miami over Cincinnati and USF.

## GRAY CAREER STATISTICS

### RUSHING

YEAR	G-GS	ATT	YDS	AVG	TD	LG
2015	5-0	23	145	6.3	2	33
2014	6-0	6	24	4.0	1	10T
<b>Career</b>	<b>11-0</b>	<b>29</b>	<b>169</b>	<b>5.8</b>	<b>3</b>	<b>33</b>



## 59 JARED HARDIE

**LB • 5-11 • 215 • R-Fr.**  
**Landsdowne, Va. (Good Counsel)**

**2015 (True Freshman):** Member of practice squad.

**High School:** Three-year varsity letterwinner...Earned first team all-conference honors in 2012 as a sophomore.



## 80 DAYALL HARRIS

**WR • 6-3 • 200 • R-So.**  
**Jackson, Miss. (Copiah-Lincoln Junior College / Ole Miss / Callaway)**

**Before Miami:** Spent 2015 season at Copiah-Lincoln Junior College in hometown of Jackson, Miss.

**2014 (True Freshman, Ole Miss):** Did not see any game action, redshirted to retain eligibility.

**High School:** Rated a 4-star recruit and the No. 53 wide receiver in the country by ESPN ... Ranked the eighth-best player in Mississippi by ESPN...Ranked a three-star recruit and the No. 65 wide receiver nationwide by 247Sports...A Class 5A All-State selection as a kick returner by the Mississippi Association of Coaches as a senior...Also tabbed All-Region 2-5A by the MAC and All-Metro second team at wide receiver by *The Clarion-Ledger*...Listed No. 17 on *The Clarion-Ledger's* Targeted 22 list...Had 42 catches for 564 yards and seven touchdowns as a senior, while racking up 1,034 total all-purpose yards...Led Callaway to a school-record 14 wins and the 5A North Half Finals...Recorded 31 catches for 490 yards and seven TDs as a junior...Coached in high school by Daryl Jones...Also played basketball and ran track.



## 33 TRENT HARRIS

**DL • 6-2 • 250 • Jr.**  
**Winter Park, Fla. (Winter Park)**

**2015 (Sophomore):** Among the team's top defensive players in first season as a regular starter...Finished sixth on team with 49 tackles and second in sacks (3.5)...Started 10 of 13 games this season...Had 5.0 TFLs, one PBU and one fumble recovery...Started season opener vs. Bethune-Cookman (Sept. 5) and totaled five tackles...Had 1.5 TFLs (6 yards) and first career half-sack (3 yards) vs. Wildcats...Added six tackles (two solo) in start at FAU (Sept. 11)...Totaled four tackles (one solo), one sack (21 yards) and 1.5 TFLs in start vs. Nebraska (Sept. 19)...Had five tackles (four solo) and one sack in start at Cincinnati (Oct. 1)...Added two solo tackles in start at Florida State (Oct. 10)...Recorded four tackles (two solo) and first fumble recovery of career in start vs. Virginia Tech (Oct. 17)...Had one solo tackle in start vs. Clemson (Oct. 24)...Tied for second on team with seven tackles (three solo) and recorded first career PBU in start at Duke (Oct. 31)...Recorded career-best eight tackles (seven solo) and one sack (seven yards) in start vs. Virginia...Had two tackles in start at North Carolina (Nov. 14)...Added two tackles at Georgia Tech (Nov. 21)...Ended regular season with two tackles at Pittsburgh (Nov. 27)...Recorded one stop in the Hyundai Sun Bowl (Dec. 26) against Washington State.

**2014 (True Freshman):** Saw action in 12 games, including one start...Totaled 15 tackles (nine solo) with 1.0 TFL in first season...Enrolled in January 2014 ...Made career debut in season opener at Louisville, recording three tackles (two solo)...Added two tackles against FAMU, including career-first TFL (two yards)...Registered three tackles against Arkansas State...Saw action against Duke and Georgia Tech...Had two tackles against Virginia Tech...Saw action against North Carolina, did not record any stats...Added one solo tackle against Virginia...Made first career start against Pittsburgh, finishing with one tackle.

**High School:** 2014 Offense/Defense All-American Bowl selection...As senior, registered 69 total tackles and 14 sacks...As junior in 2012,

posted 50 tackles and 11 sacks...Chose Miami over offers from Alabama, Florida, Florida State, Georgia, Ohio State, Tennessee and Wisconsin.

## TRENT HARRIS CAREER STATISTICS

### DEFENSE

YEAR	GP-GS	UT	AT	TT	TFL/Y	SACK	FF/FR	PBU	INT-Y
2015	13-10	28	21	49	5.0-42	3.5-39	0/1	1	0-0
2014	12-1	9	6	15	1.0-2	0.0-0	0/0	0	0-0
<b>Career</b>	<b>25-11</b>	<b>37</b>	<b>27</b>	<b>64</b>	<b>6.0-45</b>	<b>3.5-39</b>	<b>0/1</b>	<b>1</b>	<b>0-0</b>



85

## JOVANI HASKINS

TE • 6-4 • 245 • Fr.  
Bergenfield, N.J. (Bergenfield)

**High School:** Consensus three-star prospect by ESPN, 247Sports, Scout and Rivals...Was rated as top-30 tight end nationwide by scouting services ESPN (No. 15), 247Sports (No. 19) and Rivals (No. 29)...Rated No. 51 tight end by Scout...Rated as top tight end in New Jersey by Scout...Played quarterback in high school, throwing for 1,875 yards and 20 touchdowns over junior and senior seasons...Chose Miami over offers from Boston College, UConn, Iowa, North Carolina, Ole Miss, Pitt, Rutgers, Syracuse, Virginia Tech and West Virginia.



21

## TERRANCE HENLEY

DB • 5-11 • 180 • So.  
Pompano Beach, Fla. (Blanche Ely)

**2015 (True Freshman):** Saw action largely on special teams in first season.

**High School:** A two-year starter at Ely...Intercepted three passes as a senior and six as a junior...Also a member of Ely's track team, where he ran the 100m in 10.7 seconds...Chose Miami over offers from James Madison, UAB, FIU, Temple, Tennessee State and Southwest Baptist.



23

## CHRISTOPHER HERNDON IV

TE • 6-4 • 253 • Jr.  
Norcross, Ga. (Norcross)

**2015 (Sophomore):** Emerged as an offensive threat in second season...Ranked second among tight ends with 18 receptions and 237 yards...Played in all 13 games and started three...Made season debut vs. Bethune-Cookman (Sept. 5)...Recorded first two receptions of career in action at FAU (Sept. 11), including 15-yard catch...Registered first touchdown of career on 10-yard catch in first quarter vs. Nebraska (Sept. 19)...Finished game vs. Cornhuskers with three receptions for 32 yards, including long catch of 12 yards...Caught one nine-yard pass at Cincinnati (Oct. 1)...Had one reception for nine yards at Florida State (Oct. 10)...

Totalled 12 yards on two receptions in first career start vs. Virginia Tech (Oct. 17)...Saw action vs. Clemson (Oct. 24)...Made second start of career at Duke (Oct. 31) and recorded 20-yard reception...Had one reception against Virginia (Nov. 7)...Totalled 51 yards on three receptions at North Carolina (Nov. 14)...Started and led team with 66 receiving yards against Georgia Tech (Nov. 21)...Had three catches vs. Yellow Jackets, including career long reception of 46 yards...Made the start at tight end in the Hyundai Sun Bowl (Dec. 26) against Washington State and caught one pass for 18 yards.

**2014 (True Freshman):** Saw action in three games, did not record...Had most snaps of season in regular season finale against Pittsburgh.

**High School:** Third-team All-County receiver by *Gwinnett Daily Post* ... Hauled in 33 catches for 543 yards with six TDs as senior ... Coached by Keith Maloof at Norcross ... Led Norcross to Georgia Class 6A State Championship in 2013 ... Chose Miami over Auburn and Mississippi State.

## HERNDON IV CAREER STATISTICS

### RECEIVING

YEAR	GP-GS	REC	YDS	AVG	TD	LG
2015	13-3	17	237	13.2	1	46
2014	3-0	0	0	--	0	--
<b>Career</b>	<b>16-3</b>	<b>17</b>	<b>237</b>	<b>13.2</b>	<b>1</b>	<b>46</b>



24

## TRAVIS HOMER

RB • 5-11 • 200 • Fr.  
West Palm Beach, Fla. (Oxbridge Aca.)

**High School:** Rated as four-star prospect by ESPN, Scout and 247Sports...Ranked No. 175 in ESPN300 ratings...Received three-star ranking from Rivals...Totalled 1,315 yards rushing and 13 total touchdowns senior year...Rushed for 215 yards and one touchdown in a 32-24 win over Chaminade-Madonna in FHSAA Regional Semifinal game...Finished prep career by surpassing 3,200 total rushing yards, 41 rushing touchdowns and 50 total touchdowns...Helped lead Oxbridge Academy to FHSAA Regional Finals...Chose Miami over offers from Alabama, Auburn, Florida and Florida State.



87

## MICHAEL IRVIN II

TE • 6-3 • 230 • Fr.  
Ft. Lauderdale, Fla. (St. Thomas Aquinas)

**High School:** Rated three-star prospect by ESPN, 247Sports and Rivals...Helped guide St. Thomas Aquinas to second straight FHSAA 7A Championship in 2015...Caught three passes in state championship game against Viera...Transferred to St. Thomas Aquinas in 2015 after recording over 1,200 yards receiving at Prestonwood Christian High School (Texas)...Tied Texas single-game record for receptions, hauling in 21 catches against IMG Academy in 2014...Chose Miami over scholarship offers from Georgia, Michigan and NC State.



63

## DANNY ISIDORA

**OL • 6-4 • 305 • Sr.**  
Weston, Fla. (Cypress Bay)

### 2015 ALL-ACC, HONORABLE MENTION (Coaches)

**2015 (Junior):** One of four players to start all 13 games...Served as the team's right guard...Earned All-ACC honors...Has started 27 straight games on offensive line entering 2016, streak dates to 2014 season opener...Helped lead team to No. 29 national ranking in passing offense (277.4 yards)...Offensive line was eighth nationally in fewest tackles for loss allowed (4.31 average)...Team tied for third-fewest sacks allowed of any team in ACC (15)...Miami's offense scored an average of 27.8 points per game...Helped the Hurricanes surpass 400 yards of total offense in six games and two games with over 500 yards of total offense.

**2014 (Sophomore):** Started all 13 games at right guard...Served as leader on offensive line that paved way for offense averaged 431.0 yards of total offense, including 179.9 rushing yards, and 29.9 points per game in regular season.

**2013 (Redshirt Freshman):** Sidelined first 10 games of season with foot injury...Made collegiate debut in home finale vs. Virginia...Also saw snaps along offensive line in road win at Pitt.

**2012 (True Freshman):** Did not see any action, redshirted to retain eligibility.

**High School:** Four-star recruit according to ESPN and three-star recruit according to Rivals and Scout...No. 13 offensive guard prospect and No. 39 overall prospect in Florida according to ESPN...No. 14 offensive guard prospect and No. 53 overall prospect in Florida according to Rivals as well as No. 51 offensive guard prospect on Scout...Chose Miami over Wisconsin and Florida State.



31

## DEMETRIUS JACKSON

**DL • 6-3 • 265 • R-So.**  
Miami, Fla. (Booker T. Washington)

**2015 (Redshirt Freshman):** Saw increased action as season progressed...Finished with 11 tackles and 2.5 TFLs in seven games...Made career debut in season opener vs. Bethune-Cookman and tied for second on team with four tackles (one solo)...Had two tackles for loss against Clemson (Oct. 24) totaling seven yards...Added one tackle at Duke (Oct. 31)...Saw action against Virginia (Nov. 7), did not record any stats...Recorded two tackles at North Carolina (Nov. 14)...Had one tackle in regular season finale at Pittsburgh (Nov. 27)...Saw action in the Hyundai Sun Bowl (Dec. 26) against Washington State where he recorded her first career half sack.

**2014 (True Freshman):** Did not see any game action, redshirted to retain eligibility.

**High School:** Enrolled in May 2014...Named 2014 Dade Male Athlete of the Year by *Miami Herald*...First-team All-Dade by *Miami Herald*...Recorded 68 tackles, 12.0 sacks and 13 QB hurries as senior for Booker T. Washington...Led Booker T. Washington to Florida Class 4A State Championship in 2013.

## D. JACKSON CAREER STATISTICS

### DEFENSE

YEAR	GP-GS	UT	AT	TT	TFL/Y	SACK	FF/FR	PBU	INT-Y
2015	7-0	5	6	11	2.5-9	0.5-2	0/0	0	0-0




99

## JOE JACKSON

**DL • 6-5 • 250 • Fr.**  
Homestead, Fla. (Gulliver Prep)

**High School:** Four-star prospect by ESPN, Rivals and 247Sports... Three-star prospect by Scout...Ranked as eighth-best weakside defensive end and No. 113-best recruit regardless of position by Rivals... Rated No. 182 overall high school prospect on ESPN300...Ranked No. 23-best defensive end by ESPN...Checked in at No. 218 in 247Sports national rankings and was ranked No. 16 weakside defensive end... Played defensive end and tight end at Gulliver Prep...Named the 2015 Class 5A-1A Male Athlete of the Year by *Miami Herald*...Ranked as No. 4 football player in Dade County by *Herald* entering final season at Gulliver...Totaled 46 tackles, six sacks and four forced fumbles in final season...Had 59 tackles and four sacks junior year...Finished his career with 178 total tackles, 19 sacks and eight forced fumbles...Also competed in basketball and track at Gulliver Prep...Chose Miami over offers from Alabama, Clemson, Florida State and Ohio State, among others.



28

## MICHAEL JACKSON

**DB • 6-1 • 200 • So.**  
Birmingham, Ala. (Spain Park)

**2015 (True Freshman):** Served as one of team's primary contributors on special teams...Saw action in all 13 games...Totaled four tackles...Made career debut in season opener vs. Bethune-Cookman (Sept. 5) and recorded one assisted tackle...Played at FAU (Sept. 11)...Saw action vs. Nebraska (Sept. 19), largely on special teams...Played at Florida State (Oct. 10) and against Virginia Tech (Oct. 17)...Had one tackle at North Carolina (Nov. 14)...Saw action in the Hyundai Sun Bowl (Dec. 26) against Washington State and recorded one stop.

**High School:** Earned a four-star rating by Rivals.com...Tabbed as a three-star recruit by Scout and 247Sports...Rated as the No. 1 cornerback in the state of Alabama by Scout...Earned a spot in the Alabama-Mississippi All-Star game and led the defense with 12 tackles... Chose Miami over offers from Cincinnati, Minnesota and Nebraska.

## M. JACKSON CAREER STATISTICS

### DEFENSE

YEAR	GP-GS	UT	AT	TT	TFL/Y	SACK	FF/FR	PBU	INT-Y
2015	13-0	3	2	5	0.0-0	0.0-0	0/0	0	0-0



## 37 JEFF JAMES, JR.

DB • 6-1 • 185 • Fr.  
Orlando, Fla. (Olympia)

**High School:** Three-star safety prospect by ESPN...Ranked No. 56 safety prospect nationwide by ESPN...Was ranked No. 19 player on *Orlando Sentinel's* Super 60, ranking top college football recruits in region...No. 118th-best player in state according to ESPN...Among state leaders in interceptions with nine in final year at Olympia...Totaled over 1,000 all-purpose yards and five touchdowns in final year...Nephew of Miami running back legend Edgerrin James.



## 92 COURTEL JENKINS

DL • 6-2 • 320 • Jr.  
Jersey City, N.J. (DePaul Catholic)

**2015 (Sophomore):** Saw increased role on defensive line, starting seven games and playing in 12...Ranked among position leaders in tackles with 29...Added 3.0 TFLs and 1.5 sacks...Made first start of career in season opener vs. Bethune-Cookman (Sept. 5) and recorded one tackle...Recorded first sack of career (10 yards) at FAU (Sept. 11) and totaled two tackles...Made second start of career vs. Nebraska (Sept. 19) and recorded three tackles (two solo)...Had three tackles (two solo) and 0.5 sacks against Cincinnati (Oct. 1)...Made one tackle in start at Florida State (Oct. 10)...Started vs. Virginia Tech (Oct. 17) and recorded three tackles (two solo), 1.0 TFLs (six yards) and first career forced fumble...Had career-high six tackles in start vs. Clemson (Oct. 24)...Added one tackle in start at Duke (Oct. 31)...Totaled two tackles against Virginia (Nov. 7)...Had three tackles and 0.5 TFL at North Carolina (Nov. 14)...Added one tackle in action vs. Georgia Tech (Nov. 21)...Made final start of regular season at Pittsburgh (Nov. 27) and recorded three tackles...Credited with one quarterback hurry against Panthers.

**2014 (True Freshman):** Saw action in 12 games, totaling 14 tackles (seven solo)...Made career debut in season opener at Louisville, recording four tackles (one solo)...Saw action against FAMU, recording one tackle...Tied career high with four tackles against Arkansas State...Added one tackle against Nebraska...Saw action against Duke...Had two tackles in action against Cincinnati...Saw action against Virginia Tech...Added two tackles against North Carolina.

**High School:** All-Non Public first-team selection by NJ.com...Second-team all-state selection...Played senior season at DePaul after transferring from Jersey City St. Anthony's...As junior at St. Anthony's, led team to first-ever state playoff win...Had 11 sacks and 60 tackles as junior.

## C. JENKINS CAREER STATISTICS

### DEFENSE

YEAR	GP-GS	UT	AT	TT	TFL/Y	SACK	FF/FR	PBU	INT-Y
2015	12-7	9	20	29	3.0-17	1.5-11	1/0	0	0-0
2014	12-0	7	7	14	0.0-0	0.0-0	0/0	0	0-0
Career	24-7	16	27	43	3.0-17	1.5-11	1/0	0	0-0



## 26 RAYSHAWN JENKINS

DB • 6-2 • 210 • R-Sr.  
St. Petersburg, Fla. (Admiral Farragut)

**2015 (Redshirt Junior):** Enjoyed a strong return to form after missing the entire 2014 season due to injury...Started seven of 13 games...Was fourth on the team with 52 tackles...Ranked second on team with three interceptions...Had four PBUs and one fumble recovery...Returned to action in season opener vs. Bethune-Cookman (Sept. 5), recording first interception of season and two tackles (one solo)...Added four tackles and second interception of season in action at FAU (Sept. 11)...Had one tackle and 0.5 TFL in action vs. Nebraska (Sept. 19)...Finished with four tackles (one solo), 0.5 TFLs and third interception of season in start at Cincinnati (Oct. 1)...Returned pick career-long 37 yards...Had three solo tackles at Florida State (Oct. 10)...Led team with six tackles against Virginia Tech (Oct. 17)...Had two tackles in start vs. Clemson (Oct. 24)...Totaled six tackles (four solo) and first fumble recovery of career in action at Duke (Oct. 31)...Tied for team lead and tied career high with eight tackles (seven solo) in start vs. Virginia (Nov. 7)...Added 1.0 TFL against Cavaliers...Ranked second on team with seven tackles (four solo) and added 0.5 TFLs in start at North Carolina (Nov. 14)...Credited with four tackles and one quarterback hurry in home finale start vs. Georgia Tech (Nov. 21)...Had two tackles and two PBUs in start at Pittsburgh (Nov. 27)...Totaled three tackles (two solo) and two pass breakups in the Hyundai Sun Bowl (Dec. 26) against Washington State.

**2014 (Junior):** Redshirted season after preseason surgery.

**2013 (Sophomore):** Played in all 13 games, starting 12 at safety...Ranks fourth on team with 44 total tackles, making 29 solo stops...Ranked second on team with three interceptions...Recorded second career INT in upset win over No. 12/9 Florida...Tallied four tackles and PBU in road win at USF...Recorded second interception of season, PBU and three tackles against Georgia Tech...Had four tackles in comeback road win at UNC...Registered four tackles with PBU in comeback win over Wake Forest...Registered third interception of season in loss at Florida State... Season-high seven tackles in win over Virginia...Had six tackles in road win at Pitt.

**2012 (True Freshman):** Played in 10 games at defensive back, making two starts...Finished with 27 tackles, one INT and three pass break-ups...Made UM debut in road win at Boston College...Tallied four solo stops in home win vs. Virginia Tech...Recorded career-best eight tackles (seven solo) in road loss at Virginia...Career-first start came against USF, finishing with seven tackles and career-first INT...Made four tackles and three PBUs in second start at Duke.

**High School:** Three-star recruit by ESPN, Rivals and Scout...Rated as No. 27 safety prospect by Rivals and No. 40 according to ESPN...Played multiple positions at Admiral Farragut Academy, including quarterback, wide receiver, running back and defensive back...Saw action in only seven games as senior after being sidelined by injury...As junior, threw for 824 yards on 48-of-72 passing with 10 touchdowns and one interception, while rushing 83 times for 647 yards and seven touchdowns and zero fumbles...On defense had three interceptions, 15 tackles with one for loss, and eight passes defended and also had four sacks and one forced fumble...Ran track and was named school's Athlete of the Year after winning state Class A title in 110-meter hurdles and placing second in 300-meter hurdles... Chose Miami over Alabama, Florida State and USF.



## R. JENKINS CAREER STATISTICS

### DEFENSE

YEAR	GP-GS	UT	AT	TT	TFL/Y	SACK	FF/FR	PBU	INT-Y
2015	13-7	30	22	52	2.5-3	0.0-0	0/1	4	3-40
2013	13-12	30	16	46	1.0-2	0.0-0	0/0	5	3-22
2012	10-2	19	8	27	0.0-0	0.0-0	0/0	3	1-0
<b>Career</b>	<b>36-21</b>	<b>79</b>	<b>46</b>	<b>125</b>	<b>3.5-5</b>	<b>0.0-0</b>	<b>0/1</b>	<b>12</b>	<b>7-62</b>



## 4 JAUQUAN JOHNSON

**DB • 5-11 • 190 • So.**  
Miami, Fla. (Miami Killian)

**2015 (True Freshman):** Saw action in all 13 games mostly on special teams in his first season...Played increased snaps at safety as the season progressed...Totalled 26 tackles, one forced fumble and one interception...Made career debut in season opener vs. Bethune-Cookman and totaled three tackles...Added three tackles (one solo) in action vs. FAU (Sept. 11)...Totalled two solo tackles vs. Nebraska (Sept. 19)...Had two tackles in action vs. Cincinnati (Oct. 1)...Saw action at Florida State (Oct. 10)...Added one solo tackle against Virginia Tech (Oct. 17)...Had two tackles and first career forced fumble against Clemson (Oct. 24)...Tied career high with three tackles in action vs. Duke (Oct. 31), and also played key role on eventual game-winning kick return for TD as time expired...Recorded first interception of career and added one tackle against Virginia (Nov. 7)...Had three solo tackles at North Carolina (Nov. 14)...Added one tackle vs. Georgia Tech (Nov. 21)...Saw action at Pittsburgh (Nov. 27), did not record any stats...Posted a season high five solo tackles in the Hyundai Sun Bowl (Dec. 26) against Washington State.

**High School:** Rated as a consensus four-star prospect by 247Sports, ESPN and Scout...Was selected as a four-time All-Dade First Team selection by the *Miami Herald* from 2011-2013...Helped guide Miami Killian to an undefeated regular season and an appearance in the FHSAA Class 8A Regional Quarterfinals...Competed in the 2015 US Army All-American Bowl...Johnson chose Miami over Florida State, Florida, Alabama LSU and South Carolina.

## J. JOHNSON CAREER STATISTICS

### DEFENSE

YEAR	GP-GS	UT	AT	TT	TFL/Y	SACK	FF/FR	PBU	INT-Y
2015	13-0	17	9	26	0.0-0	0.0-0	1/0	0	1-0



## 24 JOSH JOHNSON

**DB • 5-5 • 155 • R-Jr.**  
Jacksonville, Fla. (Bolles School)

**2015 (Redshirt Sophomore):** Member of practice squad.

**2014 (Redshirt Freshman):** Member of practice squad.

**2013 (True Freshman):** Redshirted to retain eligibility.

**High School:** Had 1,600 all-purpose yards as a senior at Bolles School, including 700 rushing yards, 400 receiving yards and eight TDs

... Was team captain as a senior ... Won the Van Etter Award as a junior for outstanding athletic performance ... Helped The Bolles School win state championships in 2010 and 2011 ... Was the 400m dash district and regional champion as a junior and senior ... All-city and all-state in track and field as a junior and senior.



## 76 TRE JOHNSON

**OL • 6-7 • 300 • Fr.**  
Orlando, Fla. (First Academy)

**High School:** Rated as consensus three-star prospect by ESPN, 247Sports and Rivals...Rated as 148th-best player in state of Florida in 247Sports Composite Rankings...Recorded over 60 career total tackles and over 40 career solo tackles in just 16 career varsity games...Picked Miami over scholarship offers from East Carolina, Louisville, Cincinnati, Illinois and USF.



## 77 JAHAIR JONES

**OL • 6-4 • 315 • R-So.**  
Brooklyn, N.Y. (ASA College [NY])

**2015 (Sophomore):** Did not see any game action, redshirted to retain eligibility.

**Prior to Miami:** Listed as a three-star recruit out of ASA College according to ESPN and 247Sports...Starred at offensive tackle for ASA College, leading the Avengers to a 6-2 record and a 4-1 mark in conference play...As a freshman, Jones helped pave the way up front, which allowed ASA College to average 338.1 yards per game...Chose Miami over Ohio State and Virginia Tech.



## 15 BRAD KAAYA

**QB • 6-4 • 215 • Jr.**  
Los Angeles, Calif. (Chaminade Prep)

**2015 ALL-ACC, THIRD TEAM** (Coaches)

**2015 ALL-ACC, THIRD TEAM** (AC SMA)

**2014 ACC ROOKIE OF THE YEAR** (AC SMA)

**2014 ACC ROOKIE OF THE YEAR** (Coaches)

**2014 ALL-ACC, HONORABLE MENTION** (AC SMA)

**2014 TRUE FRESHMAN ALL-AMERICA** (247Sports)

**2015 (Sophomore):** Enjoyed another prolific season under center, starting 12 of 13 games...Ended regular season ranked No. 1 in ACC in passing yards per game (274.5)...Threw for over 3,000 yards for the second straight year, tossing for 3,258 with 16 TDs compared to just five interceptions...Earned AC SMA and Coaches All-ACC third-team honors at quarterback...Moved into ninth place in all-time touchdown passes (42) and fifth place in all-time passing yards (6,436)...Started season

opener against Bethune-Cookman (Sept. 5) and tossed for 173 yards, two touchdowns and zero interceptions...Had five-yard TD pass in first quarter and 17-yard TD in second quarter vs. Wildcats...Finished 21-for-32 with 287 passing yards and 1 TD in start vs. FAU (Sept. 11)...Threw for 379 yards in start vs. Nebraska (Sept. 19)...Tossed two touchdowns and one INT with long pass of 52 yards vs. Cornhuskers...Pick was first of season and snapped steak of 110 attempts with no interceptions...10-yard TD pass in first quarter vs. Nebraska extended streak to 16 straight games with at least one TD pass...Tossed for 255 yards on 24-for-39 passing in start at Cincinnati (Oct. 1), marking first game of career without TD pass...Compiled just the 11th 400-yard passing game by a UM quarterback since 1980 in start at Florida State (Oct. 10), setting career marks in completions (29), attempts (49) and passing yards (405)...Threw for three touchdowns and no interceptions against the Seminoles...405 yards was most by UM quarterback vs. FSU since at least 1980...Went 19-for-30 for 296 yards in start vs. Virginia Tech (Oct. 17), tossing two TDs and no interceptions...Started 6-for-10 for 51 yards in start vs. Clemson (Oct. 24) before being removed due to injury...Missed start at Duke (Oct. 31)...Returned to start vs. Virginia (Nov. 7) and delivered 20-for-26, 286-yard, two-touchdown performance...Had season-long 67-yard touchdown strike in victory over Cavaliers...Had 326 passing yards and one touchdown in start at North Carolina (Nov. 14)...Tossed for 300 yards, one touchdown and zero interceptions in win over Georgia Tech (Nov. 21)...Threw for 261 yards and one TD in regular season finale win over Pittsburgh (Nov. 27)...Threw for 219 yards and one touchdown in the Hyundai Sun Bowl (Dec. 26) against Washington State.


**2014 (True Freshman):** Named starting quarterback during fall training camp and delivered sparkling first season as true freshman...Named ACC Rookie of the Year and Offensive Rookie of the Year by both ASCMA and Coaches...Totaled 2,962 passing yards on 202-for-345 passing with 25 touchdowns compared to just 11 interceptions in regular season...Had stretch of 90 consecutive pass attempts without INT...Threw at least one touchdown in every game...Threw for 179 yards and one touchdown against Louisville, completing 17 of 29 pass attempts...Tossed two touchdowns against FAMU, totaling 177 passing yards...Connected on 32-yard touchdown pass against Rattlers...Had breakout day against Arkansas State, setting UM true freshman record with 342 passing yards...Tossed four touchdowns against Red Wolves, including two of 63 yards each...Broke own true freshman record with 359 passing yards at Nebraska, including three touchdown passes to three different players...Finished 20-for-34 for 223 yards including two touchdowns in win over Duke...Totaled 245 yards against Georgia Tech, finishing 16-for-25 with one touchdown...Finished 17-for-24 for 286 yards with three touchdowns and zero interceptions in start against Cincinnati...Completed career-long 79-yard touchdown pass in win over Bearcats...Tossed for 189 yards and three touchdowns with zero interceptions in win over North Carolina...Had third 300-yard game of career against Florida State, finishing with 304 yards and two touchdowns...Totaled 263 yards on 20-for-33 passing, including 47-yard touchdown pass...Had 296 passing yards and two touchdown passes in start against Pittsburgh, including 51-yard touchdown connection.

**High School:** Played in Semper Fidelis All-American Bowl...Invited to "The Opening," an all-star summer prospect camp...Named *Los Angeles Daily News* All-Area Player of the Year...Was 23-3 as starter at Chaminade...Threw for school-record 3,855 yards and 27 TDs as senior...Finished career with 5,730 yards and 40 TDs in two seasons...Led Chaminade to California Division II State Championship in 2013.

## KAAYA CAREER STATISTICS

### PASSING

YEAR	GP-GS	COMP	ATT	YDS	PCT	TD	INT	LG
2015	12-12	238	389	3,238	61.2	16	5	67T
2014	13-13	221	378	3,198	58.5	26	12	79
<b>Career</b>	<b>25-25</b>	<b>459</b>	<b>767</b>	<b>6,436</b>	<b>59.8</b>	<b>42</b>	<b>17</b>	<b>79</b>



## 54 HUNTER KNIGHTON

OL • 6-5 • 300 • R-Jr.  
Pottstown, Pa. (The Hun School [N.J.]

**2015 CAPITAL ONE ORANGE BOWL-FWAA COURAGE AWARD WINNER**

**2015 ACC BRIAN PICCOLO AWARD WINNER**

**2015 (Redshirt Sophomore):** Made miraculous return to field and served on special teams units, seeing action in 12 games...Was selected as the 2015 ACC Brian Piccolo Award...Also earned the Orange Bowl FWAA Courage Award.

**2014 (Redshirt Freshman):** Missed season after suffering heat stroke during spring practice.

**2013 (True Freshman):** Did not see any game action, redshirted to retain eligibility.

**High School:** Enrolled at Miami in January 2013...Rated as 3-star OT by ESPN, 247Sports.com, Rivals and Scout...Ranked No. 53 at position by Scout and No. 57 by 247Sports...Outstanding two-way lineman at The Hun School...Was being recruited as offensive lineman...Coached by Dave Dudeck at The Hun School.



## 20 ROBERT KNOWLES

DB • 6-1 • 195 • R-Fr.  
Miami, Fla. (Miami Edison)

**2015 (True Freshman):** Did not see any game action, redshirted to retain eligibility.

**High School:** Earned a four-star rating by ESPN...Received a three-star ranking by Rivals and 247Sports...Rated one of the top 25 prospects in Miami-Dade by the *Miami Herald*...Finished his senior season with 44 tackles, three interceptions, seven pass break ups, three forced fumbles and three fumble recoveries.




## 81 DARRELL LANGHAM

WR • 6-4 • 230 • R-So.  
Lantana, Fla. (Santaluces)

**2015 (Redshirt Freshman):** Member of practice squad.

**2014 (True Freshman):** Did not see any game action, redshirted to retain eligibility.

**High School:** Caught 35 passes for 457 yards and seven TDs senior year for Santaluces Community...Coached by Daryl Drinkwater...Chose Miami over Florida State.



**34**  
**ZACKARY LAWLER**

**FB • 5-10 • 225 • So.**  
**Denver, Colo. (Pomona / Los Angeles Valley College)**

**Prior to Miami:** Started at fullback during the 2015 season at Los Angeles Valley College...Helped his team to a 9-2 record and a trip to the Golden State Bowl.

**High School:** Played one season at Pomona High School where he played fullback...Started his senior year...Also played lacrosse where he was a two-time all-conference honoree.



**9**  
**MALCOLM LEWIS**

**WR • 5-10 • 190 • R-Sr.**  
**Miramar, Fla. (Miramar)**

**2015 (Senior):** Caught 17-yard pass in season opener vs. Bethune-Cookman (Sept. 5)...Made first start of season vs. FAU (Sept. 11) and hauled in four passes for 30 yards, including long of 11 yards...Saw action vs. Nebraska (Sept. 19), did not record any stats...Played against Cincinnati (Oct. 1).

**2014 (Junior):** Saw action in all 13 games, including seven starts... Totaled 248 yards on 25 catches with one touchdown... Started in season opener at Louisville...Recorded first two catches of season against FAMU, totaling 25 yards with long of 16...Caught three passes in start against Arkansas State, totaling 11 yards...Set career high with five catches against Nebraska, including second touchdown of career...Totaled 40 yards against Cornhuskers...Hauled in four passes for 28 yards against Duke...Had two catches for 30 yards against Georgia Tech, including long of 24...Had one catch for six yards against Cincinnati...Had one reception against Florida State...Totaled 15 yards on two receptions against Virginia...Recorded 33 yards on two catches vs. Pitt.

**2013 (Sophomore):** Played in 10 games at receiver, making two starts...Also saw action on special teams...Finished with seven catches for 71 yards...Made season debut in opening win over FAU, did not record any stats...Was first game since season-ending ankle injury in September 2012 at Georgia Tech...Had one reception for nine yards in rout over Savannah State...Added one catch for seven yards in road win at UNC... Had two catches for 18 yards in home win over Wake Forest...Recorded two catches for season-high 27 yards in road loss at Duke.

**2012 (True Freshman):** Played four games at receiver, making one start...Season ended after dislocating left ankle at Georgia Tech...Caught four passes for season-high 42 yards and TD in season-opening road win at Boston College...Made career-first start against Bethune-Cookman.

**High School:** Four-star recruit according to Rivals and ESPN...No. 18 wide receiver prospect and No. 29 overall recruit in Florida according to ESPN...Rated as No. 29 wide receiver prospect and No. 32 overall recruit in Florida by Rivals while being compared to Arizona Cardinals' Steve Breaston...Had 48 catches for 716 yards and seven touchdowns in 2011... Collected 1,010 all-purpose yards...Named first-team All-Broward.

**LEWIS CAREER STATISTICS**

**RECEIVING**

YEAR	GP-GS	REC	YDS	AVG	TD	LG
2015	9-1	5	47	9.4	0	17
2014	13-7	25	248	9.9	1	48
2013	11-2	7	71	10.1	0	25
2012	4-1	8	73	9.1	1	18
<b>Career</b>	<b>37-11</b>	<b>45</b>	<b>439</b>	<b>9.7</b>	<b>2</b>	<b>48</b>



**68**  
**NICK LINDER**

**OL • 6-3 • 305 • Jr.**  
**Ft. Lauderdale, Fla. (St. Thomas Aquinas)**

**2015 (Sophomore):** One of four players to start all 13 games...Helped lead team to No. 29 national ranking in passing offense (277.4 yards)... Offensive line was eighth nationally in fewest tackles for loss allowed (4.31 average)...Team tied for third-fewest sacks allowed of any team in ACC (15)...Miami's offense scored an average of 27.8 points per game... Helped the Hurricanes surpass 400 yards of total offense in six games and two games with over 500 yards of total offense.

**2014 (True Freshman):** Saw action in six games, including four starts at left guard...Made career debut against FAMU...Saw time on offensive line against Duke, helping lead way to 426-yard performance...Made first start of career at left guard against Georgia Tech...Started at left guard against Cincinnati, helping offense finish with 621 total yards...Helped guide offense to 456-yard performance in road win over Virginia Tech, making third straight start at left guard...Started at left guard against North Carolina, paving way for 494 total yards and 295 rushing yards.

**High School:** Participated in Under Armour All-American Game ... First-team Class 7A All-State selection ... Named first-team All-Broward by *Miami Herald* and *Sun-Sentinel*...Brother of former Miami Hurricanes offensive lineman Brandon Linder...Posted 4.0 GPA at St. Thomas Aquinas HS.



**75**  
**BRENDAN LOFTUS**

**OL • 6-7 • 300 • R-Fr.**  
**Tallahassee, Fla. (Godby)**

**2015 (True Freshman):** Did not see any game action, redshirted to retain eligibility.

**High School:** Received a three-star rating from ESPN and 247Sports... Tabbed as a *Tallahassee Democrat* All-Big Bend selection...Helped Godby to a berth in the state championship game despite playing the final three games of the season with a broken foot...Chose Miami over offers from East Carolina and Cincinnati.



54

## COLTON LYNN

**DL • 5-11 • 280 • R-Fr.**  
Delray Beach, Fla. (St. Thomas Aquinas)

**2015 (True Freshman):** Did not see any game action, redshirted to retain eligibility...Practice squad member.

**High School:** Four-year member of the varsity football team... Finished his career with 215 tackles, 35 sacks and 40 tackles for loss... Served as team captain for three straight years...Earned all-county and all-area honors...Also was a four-year member of the wrestling and track teams...Concluded his high school career by earning 12 varsity letters... Placed at the Florida State wrestling tournament in both the 2013 and 2014 seasons.




62

## HAYDEN MAHONEY

**OL • 6-5 • 295 • R-Fr.**  
Malvern, Pa. (Malvern Prep)

**2015 (True Freshman):** Did not see any game action, redshirted to retain eligibility.

**High School:** Earned a three-star ranking from Rivals, Scout and 247Sports.com... Ranked as the No. 2 offensive tackle in the state of Pennsylvania by Scout.com... Selected to the US National Under-19 football team... Chose Miami over Boston College and Northwestern.



90

## TYREIC MARTIN

**DL • 6-3 • 280 • Fr.**  
Lanett, Ala. (Valley)

**High School:** Rated three-star recruit and 51st-best strong-side defensive end by 247Sports...Earned three-star ranking from ESPN and Rivals...Rated as 28th-best player in state of Alabama...Finished prep career with 79 total tackles and 12 sacks...Chose Miami over scholarship offers from Missouri, South Carolina, Louisville and Kentucky.




27

## RYAN MAYES

**DB • 6-1 • 195 • R-So.**  
Miami, Fla. (Miami Northwestern)

**2015 (Redshirt Freshman):** Saw action largely on special teams.

**2014 (True Freshman):** Did not see any game action, redshirted to retain eligibility.



31

## MALIK MAYWEATHER

**WR • 6-0 • 185 • R-So.**  
Olive Branch, Miss. (Olive Branch / East Mississippi CC)

**High School:** Rated top-5 player in Mississippi by National Underclassmen and best receiver in state...Named to Commerical Appeal "Best of Preps"...First-team all-district, first-team All-Region 6A as senior...Recorded 781 yards and five TDs on 41 catches during senior season...Led Olive Branch HS to 2011 Class 6A Mississippi State Championship and 15-0 record...Coached by Scott Samsuel...Was all-region performer in baseball as sophomore...Hit over .500 in 2012 Mississippi 6A State playoffs.



53

## ZACH McCLOUD

**LB • 6-2 • 230 • Fr.**  
Lantana, Fla. (Santaluces)

**High School:** Four-star outside linebacker according to ESPN and 247Sports...Three-star prospect by Rivals and Scout...Enrolled in January 2016...Ranked No. 172 player on ESPN300 and No. 11 outside linebacker nationwide by ESPN...Ranked No. 19 outside linebacker in nation by 247Sports...Rated as second-best outside linebacker in state of Florida and No. 26 outside linebacker nationwide by Scout...Named to watch list for high school Butkus Award prior to final season at Santaluces...Earned first-team *Sun Sentinel* All-County recognition in final year...Ranked No. 9 prospect on *Sun Sentinel* Megaboard, rating top players in Broward and Palm Beach...Chose Miami over offers from Auburn, Alabama, Florida, Florida State, Georgia, Louisville, North Carolina and South Carolina, among others.



23

## TERRY MCCRAY

**LB • 6-3 • 230 • R-Soph.**  
Pompano Beach, Fla. (Blanche Ely)

**2015 (Redshirt Freshman):** Totaled five tackles in two games...Made career debut in season opener vs. Bethune-Cookman and tied for second on team with four total tackles (two solo).

**2014 (True Freshman):** Did not see any game action, redshirted to retain eligibility.

**High School:** First-team All-Broward as senior by *Miami Herald*... Third-team All-Broward as junior...Second-team Class 7A All-State selection...Tallied 89 solo tackles, 20 tackles for loss and 13 sacks as junior in 2012...Had 110 total tackles and 19 sacks as senior in 2013... Coached by Charles Hafley at Blanche Ely.

STUDENT-ATHLETES



## McCRAV CAREER STATISTICS

### DEFENSE

YEAR	GP-GS	UT	AT	TT	TFL/Y	SACK	FF/FR	PBU	INT-Y
2015	2-0	3	2	5	0.0-0	0.0-0	0/0	0	0-0



52

## KC McDERMOTT

**OL • 6-7 • 308 • Jr.**  
Wellington, Fla. (Palm Beach Central)

**2015 (Sophomore):** Started final eight games of season - six at left guard and two at right tackle...Helped lead team to No. 29 national ranking in passing offense (277.4 yards)...Offensive line was eighth nationally in fewest tackles for loss allowed (4.31 average)...Team tied for third-fewest sacks allowed of any team in ACC (15)...Miami's offense scored an average of 27.8 points per game...Helped the Hurricanes surpass 400 yards of total offense in six games and two games with over 500 yards of total offense.

**2014 (True Freshman):** Enrolled in January 2014...Participated in spring drills...Made career debut against FAMU...Saw action against Arkansas State...Played against Nebraska, mainly on special teams.

**High School:** 2014 All-American selection by 247Sports...Younger brother of Tyler McDermott (Colorado State) and Shane McDermott (Miami)...Invited to "The Opening," all-star summer prospect camp...2014 Under Armour All-American Game selection...Coached by Rod Harris...Chose Miami over offers from Notre Dame, Alabama, Florida State, Florida, Ohio State, Auburn, Michigan, Michigan State, Wisconsin and Oklahoma.



80

## RJ McINTOSH

**DL • 6-4 • 290 • So.**  
Ft. Lauderdale, Fla. (Cardinal Gibbons)

**2015 (True Freshman):** Saw action in five games and totaled three tackles...Also had 0.5 TFLs...Had two solo tackles in career debut vs. Bethune-Cookman (Sept. 5).

**High School:** Received a three-star ranking from Rivals, Scout and 247Sports...Earned First Team All-County honors from the *Sun-Sentinel* as a senior...Tabbed as the seventh-best defensive end in the state of Florida...Ranked as the nation's 40th-best defensive end...He took snaps at quarterback and also played on the basketball team for the Chiefs...Tallied 70 tackles, 12 sacks, two forced fumbles and a fumble recovery...Chose Miami over offers from Clemson, Florida and Georgia Tech.

## McINTOSH CAREER STATISTICS

### DEFENSE

YEAR	GP-GS	UT	AT	TT	TFL/Y	SACK	FF/FR	PBU	INT-Y
2015	5-0	2	2	4	1.0-2	0.5-2	0/0	0	0-0



79

## BAR MILO

**OL • 6-6 • 300 • R-Fr.**  
West Hills, Calif. (Chaminade Prep)

**2015 (True Freshman):** Did not see any game action, redshirted to retain eligibility...Member of practice squad.

**High School:** Consensus four-star recruit by 247Sports, Rivals, Scout and ESPN...Teammate of Miami starting quarterback Brad Kaaya in high school...Rated as the fifth-best offensive lineman in the state of California by Scout...Recognized as an ESPN300 prospect...Earned Fox Sports West All-Conference honors the CIF-South Section following his senior season...Was a key member of Chaminade's CIF state championship squad in 2013 as a junior...Played on both the offensive and defensive side of the ball...Also played on Chaminade's basketball team...Chose Miami over Arizona State, California, Nebraska and Washington.



95

## ANTHONY MOTEN

**DL • 6-4 • 315 • Jr.**  
Ft. Lauderdale, Fla. (St. Thomas Aquinas)

**2015 (Sophomore):** Saw action in 12 games and made four starts...Totaled 15 tackles (five solo) and 2.0 TFLs...Had 1.5 sacks and credited with two quarterback hurries...Made first start of career at FAU (Sept. 11)...Recorded two solo tackles and first sack of career (two yards) vs. Nebraska (Sept. 19)...Totaled three tackles and 0.5 TFLs in start at Cincinnati (Oct. 1)...Saw action in the Hyundai Sun Bowl (Dec. 26) against Washington State.

**2014 (True Freshman):** Saw action in 10 games and totaled two tackles...Made career debut against FAMU, did not record any stats...Had first career tackle against Duke...Added one tackle against Cincinnati...Saw action against North Carolina.

**High School:** Invited to "The Opening," an all-star summer prospect camp...Played in Semper Fidelis All-American Bowl...Third-team Class 7A All-State...Named first-team All-Broward by *Miami Herald*...Tallied 40 tackles, 12 tackles for loss and six sacks as senior...Coached by Rocco Casullo at St. Thomas Aquinas...Compiled 30 tackles and four sacks as junior.

## MOTEN CAREER STATISTICS

### DEFENSE

YEAR	GP-GS	UT	AT	TT	TFL/Y	SACK	FF/FR	PBU	INT-Y
2015	12-4	5	10	15	2.0-7	1.5-4	0/0	0	0-0
2014	10-0	1	1	2	0.0-0	0.0-0	0/0	0	0-0
<b>Career</b>	<b>22-4</b>	<b>6</b>	<b>11</b>	<b>17</b>	<b>2.0-7</b>	<b>1.5-4</b>	<b>0/0</b>	<b>0</b>	<b>0-0</b>



## 8 AL-QUADIN MUHAMMAD

**DL • 6-4 • 250 • R-Jr.**  
Irvington, N.J. (Don Bosco Prep)

**2015 (Sophomore):** Had a breakout season for Miami, finishing third on the team with 54 total tackles...Led team in tackles for loss (8.5) and sacks (5.0)...Started in seven of the 12 games he played...Made season debut vs. FAU (Sept. 11) and recorded one solo tackle...Had two tackles (one solo) in action vs. Nebraska (Sept. 19)...Totaled five tackles (one solo) in action at Cincinnati (Oct. 1)...Had six tackles (five solo) in first start of career at Florida State (Oct. 10)...Added 2.0 TFLs (14 yards) and 1.0 sack (11 yards) against Seminoles...Had three solo tackles and 1.0 sack (two yards) in start vs. Virginia Tech (Oct. 17)...Had five tackles (three solo) and 0.5 TFLs in start vs. Clemson (Oct. 24)...Added five tackles (four solo) and third sack of season (six yards) in start at Duke...Had four solo tackles and first PBU of career in start vs. Virginia (Nov. 7)...Recorded seven tackles (four solo) in start at North Carolina (Nov. 14)...Set career mark with 11 total tackles, 3.0 TFLs and first forced fumble of career in dominant outing vs. Georgia Tech (Nov. 21)...Also had one sack vs. Yellow Jackets...Recorded team-leading fifth sack of season in regular season finale start at Pittsburgh (Nov. 27)... Totaled three tackles (two solo) in the Hyundai Sun Bowl (Dec. 26) against Washington State.

**2013 (True Freshman):** Played in all 13 games as reserve defensive lineman...Tallied eight tackles (seven solo) with two sacks...Recorded two solo stops in win vs. Savannah State - both were sacks...Added one solo stop at USF...Tallied solo tackle in comeback win vs. Wake Forest...Added two tackles in road loss at Duke...Recorded two solo stops vs. Louisville in Russell Athletic Bowl.

**High School:** Four-star prospect by ESPN, 247Sports, Rivals and Scout...Rated as No. 3 DE nationally by Rivals, No. 5 by 247Sports, No. 7 by ESPN and No. 8 by Scout...Ranked top-50 overall prospect by 247Sports and Rivals...2013 U.S. Army All-American...Finished Army All-American game with 1.5 sacks, forced fumble and fumble recovery...Defensive anchor of Don Bosco team...Had over 10 sacks while leading team to state semifinals...Coached by Greg Toal at national football powerhouse Don Bosco Prep.

### MUHAMMAD CAREER STATISTICS

#### DEFENSE

YEAR	GP-GS	UT	AT	TT	TFL/Y	SACK	FF/FR	PBU	INT-Y
2015	12-7	34	20	54	8.5-36	5.0-26	1/0	1	0-0
2014					Did Not Play				
2013	13-0	7	1	8	2.0-7	2.0-7	0/0	0	0-0
<b>Career</b>	<b>25-7</b>	<b>41</b>	<b>21</b>	<b>62</b>	<b>10.5-42</b>	<b>7.0-33</b>	<b>1/0</b>	<b>1</b>	<b>0-0</b>



## 84 DIONTE MULLINS

**WR • 5-10 • 180 • Fr.**  
Homestead, Fla. (Gulliver Prep)

**High School:** Rated as a four-star prospect by ESPN, 247Sports and Rivals...Ranked as the 11th-best wide receiver, the 19th-best player in the state of Florida and ranked No. 92 in the ESPN300 ratings... Completed

in the 2016 Under Armour All-America Bowl and hauled in a highlight reel catch for a 24-yard touchdown...Helped guide Gulliver Prep to the FHSAA 4A State Playoffs...Finished his prep career with over 1,000 yards receiving and 11 receiving touchdowns...Chose Miami over scholarship offers from Alabama, Auburn and Clemson.



## 61 JACOB MUNOZ

**OL • 5-11 • 210 • Fr.**  
Atlanta, Ga. (Mount Vernon)

**2015 (True Freshman):** Did not see any game action, redshirted to retain eligibility.

**High School:** Three-year varsity letterwinner...Played safety and corner...Helped his team to three straight state playoff appearances... Played with nine players that were offered Division I scholarships.



## 32 TYLER MURPHY

**DB • 5-8 • 180 • R-Fr.**  
Lawrenceville, Ga. (Peachtree Ridge)

**2015 (True Freshman):** Did not see any game action, redshirted to retain eligibility.

**High School:** Three-year varsity letterwinner...Played safety and corner...Helped his team to three straight state playoff appearances... Played with nine players that were offered Division I scholarships.



## 86 DAVID NJOKU

**TE • 6-4 • 245 • R-So.**  
Cedar Grove, N.J. (Cedar Grove)

**2015 (Redshirt Freshman):** Saw action in all 13 games with four starts as team's top tight end target...Caught 21 passes for 362 yards...His 17.2 yards-per-catch average was tops on team...Had one touchdown and averaged 30.1 yards per game...Made career debut vs. Bethune-Cookman (Sept. 5)...Saw action at FAU (Sept. 11)...Caught first two passes of career in action vs. Nebraska (Sept. 19), including long catch of 13 yards...Lone catch at Cincinnati (Oct. 1) was 40-yard reception...Had two catches for 33 yards at Florida State (Oct. 10)...Had three catches for 50 yards vs. Virginia Tech (Oct. 17)...Made first start of career vs. Clemson (Oct. 24)... Caught two passes for 29 yards, including long of 26, at Duke (Oct. 31)... Caught first touchdown of career in start vs. Virginia (Nov. 7) on five-yard reception to open game's scoring...Added career-long 58-yard catch against Cavaliers...Had one 32-yard catch in first career start at North Carolina (Nov. 14)...Totaled 52 yards on two receptions, including 33-yard catch, against Georgia Tech (Nov. 21)...Had career-high five receptions in regular season finale at Pittsburgh (Nov. 27)...Totaled 39 yards against Panthers.

**2014 (True Freshman):** Did not see any game action, redshirted to

retain eligibility.

**High School:** Caught 40 passes for 981 yards and 11 TDs as senior in 2013 ... Finished career with 76 receptions for 1,794 yards and 19 TDs ... Added 334 rushing yards and six TDs on 39 carries ... Second-team all-state selection in New Jersey ... Chose Miami over offers from Ohio State, Boston College, UConn, Temple and Rutgers...Won national championship in boys high jump at 2014 New Balance Nationals Outdoor.

## NJOKU CAREER STATISTICS

### RECEIVING

YEAR	GP-GS	REC	YDS	AVG	TD	L	G
2015	13-4	21	362	17.2	1		58



7

## KENDRICK NORTON

**DL • 6-3 • 305 • So.**  
Jacksonville, Fla. (Trinity Christian)

**2015 (True Freshman):** Saw action in 12 games in first season and totaled 19 tackles...Made career debut in season opener vs. Bethune-Cookman (Sept. 5) and totaled one tackle - a seven-yard sack...Added two tackles (one solo) in action vs. FAU (Sept. 11)...Had one tackle vs. Nebraska (Sept. 19)...Recorded two tackles (one solo) at Cincinnati (Oct. 1)...Saw action at Florida State (Oct. 10)...Had two total tackles against Virginia Tech (Oct. 17)...Had two tackles and 0.5 TFLs vs. Clemson (Oct. 24)...Played vs. Duke (Oct. 31)...Added one solo tackle against Virginia (Nov. 7)...Set career high with three solo tackles at North Carolina (Nov. 14)...Recorded two tackles in home finale vs. Georgia Tech (Nov. 21)...Had two tackles in regular season finale at Pittsburgh (Nov. 27)...Tallied one tackle in the Hyundai Sun Bowl (Dec. 26) against Washington State.

**High School:** Ranked as four-star defensive tackle prospect by ESPN...Three-star ranking from 247Sports, Rivals and Scout...2015 Under Armour All-American Game selection...Ranked No. 168 on 2015 ESPN300 and No. 31 player in state of Florida...Rated by Rivals as No. 26 defensive tackle and No. 33 player in state of Florida regardless of position...Named to Class 3A All-State football team...Recruited to play defensive tackle, but played both sides of line with Conquerors...Chose Miami over Ole Miss, Auburn, North Carolina and Florida.

## NORTON CAREER STATISTICS

### DEFENSE

YEAR	GP-GS	UT	AT	TT	TFL/Y	SACK	FF/FR	PBU	INT-Y
2015	12-0	10	9	18	1.5-8	1.0-7	0/0	0	0 - 0



66

## SUNNY ODOGWU

**OL • 6-8 • 325 • R-Jr.**  
Ezeagu, Nigeria (Hargrave Military [Va.]

**2015 (Sophomore):** Started nine of 12 games at right tackle...Made first career start in season opener and started first five games of season... Offensive line was eighth nationally in fewest tackles for loss allowed (4.31 average)...Team tied for third-fewest sacks allowed of any team in

ACC (15)...Miami's offense scored an average of 27.8 points per game... Helped the Hurricanes surpass 400 yards of total offense in six games and two games with over 500 yards of total offense...Recovered a fumble in the end zone at Duke (Oct. 31) to record his first career touchdown.

**2014 (Redshirt Freshman):** Saw action largely on special teams.

**2013 (True Freshman):** Did not see any game action...Redshirted to retain eligibility.

**High School:** Enrolled at Miami in January 2013...Listed as three-star OT by ESPN, 247Sports and Scout...Massive 6-foot-8 tackle came to United States at age 16 and played basketball at Huntington Prep in Huntington, W. Va...Spent 2012 season at Hargrave Military Academy in Chatham, Va...Native of Nigeria.



58

## DARRION OWENS

**LB • 6-3 • 245 • R-So.**  
Orange Park, Fla. (Oakleaf)

**2015 (Sophomore):** Projected starter who suffered season-ending knee injury in second week of season...Made first start of career in season opener vs. Bethune-Cookman (Sept. 5) and registered two solo tackles and first career TFL (1.0)...Registered two tackles at FAU (Sept 11) before being removed in first quarter with season-ending knee injury.

**2014 (True Freshman):** Served as one of team's main linebackers in first season, seeing action in 12 games and totaling 23 tackles...Made career debut in season opener at Louisville, did not record any stats...Saw action against FAMU...Played against Arkansas State...Collected first career tackles against Nebraska, totaling team-high seven takedowns... Added two tackles against Duke...Saw action against Georgia Tech... Played against Virginia Tech...Added two tackles against North Carolina... Had one tackle against Florida State...Saw action against Virginia...Had two tackles in action against Pittsburgh.

**High School:** Enrolled in January 2014 ...Semper Fidelis All-American...Second-team All-First Coast selection as junior and senior... Recorded 101 tackles, six PBU's, two interceptions and two forced fumbles as junior in 2012...Added 89 tackles, two interceptions and blocked kick as senior in 2013...Coached by Derrick Chipoletti at Oakleaf...Chose Miami over Auburn and Georgia.

## OWENS CAREER STATISTICS

### DEFENSE

YEAR	GP-GS	UT	AT	TT	TFL/Y	SACK	FF/FR	PBU	INT-Y
2015	2-1	2	2	4	1.0-1	0.0-0	0/0	1	0-0
2014	12-0	11	12	23	0.0-0	0.0-0	0/0	1	0-0
Career	14-1	13	14	27	1.0-1	0.0-0	0/0	2	0-0



19

## SCOTT PATCHAN

**DL • 6-6 • 245 • R-Fr.**  
Bradenton, Fla. (IMG Academy)

**2015 (True Freshman):** Did not see any game action, redshirted to retain eligibility.

**High School:** Earned a four-star rating from ESPN and Rivals.

com...Rated as the 19th-best defensive end in country by Rivals...As a junior in 2013, totaled 8.5 sacks, 56 tackles, and 24 tackles for loss...Saw limited action during the 2014 campaign after sustaining a season-ending injury in the first game of his senior season...Comes from a loaded football family, as his father, Matt, played for Miami, winning national titles with the Canes in 1983 and 1987...His older brother, Matt, played for Florida and Boston College...Choose Miami over offers from Florida State, Nebraska, Notre Dame, Ohio State, Penn State and UCLA.



## 34 CHARLES PERRY

**LB • 6-1 • 230 • Soph.**  
West Palm Beach, Fla. (Royal Palm Beach)

**2015 (True Freshman):** Saw action in nine games, largely on special teams...Played increasing snaps as season progressed...Totaled two tackles...Made career debut vs. Bethune-Cookman (Sept. 5)...Had first tackle of career in action vs. Nebraska (Sept. 19)...Played against Clemson (Oct. 24)...Saw time against Virginia (Nov. 7)...Had one tackle at North Carolina (Nov. 14)...Saw action against Georgia Tech (Nov. 21) and Pittsburgh (Nov. 27)...Saw action in the Hyundai Sun Bowl (Dec. 26) against Washington State.

**High School:** Earned a four-star rating by ESPN...Rated as a Top 300 college prospect by ESPN...Ranked as the 31st-best linebacker in the country by 247Sports...Received a three-star ranking by Rivals.com...Excelled on both sides of the ball, seeing action as a running back and linebacker...Selected First Team All-County by the *Sun-Sentinel* after he tallied 60 tackles, four sacks and 849 yards rushing as a senior.

### PERRY CAREER STATISTICS

#### DEFENSE

YEAR	GP-GS	UT	AT	TT	TFL/Y	SACK	FF/FR	PBU	INT-Y
2015	9-0	1	1	2	0.0-0	0.0-0	0/0	0	0-0



## 35 AUSTIN PFENNINGER

**WR • 5-6 • 170 • R-Jr.**  
Carmel, Ind. (Carmel)

**2015 (Sophomore):** Member of practice squad.

**2014 (Redshirt Freshman):** Member of practice squad.

**2013 (Freshman):** Member of practice squad.


**High School:** Played wide receiver at Carmel HS in Carmel, Ind...Named Academic All-State and three-time Academic All-District.



## 56 MICHAEL PINCKNEY

**LB • 6-1 • 220 • Fr.**  
Jacksonville, Fla. (Raines)


**High School:** Consensus three-star prospect by ESPN, Rivals, 247Sports and Scout...Enrolled in January 2016...19th-best inside linebacker in nation according to 247Sports...Rated No. 20 inside linebacker nationwide by both ESPN and Rivals...Ranked fifth-best inside linebacker in state of Florida by Scout...Named to Florida Times-Union's Super 24, recognizing top players in region...Two-time All-First Coast selection by Times-Union...Had 85 tackles, 10 tackles for loss, eight sacks and one interception in final season at Raines...Chose Miami over offers from Arkansas, Florida, Louisville, LSU, Nebraska and South Carolina, among others.



## 55 SHAQUILLE QUARTERMAN

**LB • 6-1 • 240 • Fr.**  
Orange Park, Fla. (Oakleaf)

**High School:** Consensus four-star prospect by ESPN, Rivals, 247Sports and Scout...U.S. Army All-America Bowl selection...Enrolled in January 2016...Was rated as a top-10 inside linebacker nationwide by every major scouting service: No. 3 inside linebacker by ESPN, No. 4 by Rivals, No. 7 by 247Sports and No. 8 by Scout...No. 74 overall prospect regardless of position by Rivals...Ranked No. 98 on ESPN300...Rated No. 108 overall prospect regardless of position by 247Sports...Had 101 tackles senior year at Oakleaf and 137 tackles junior season...Earned Florida Times-Union Defensive Player of the Year honors in final year...Recorded eye-popping totals of 412 tackles, 23.5 TFLs, six sacks, two interceptions, four forced fumbles, four fumble recoveries and eight PBUs over four-year varsity career...Chose Miami over offers from Alabama, Auburn, Florida, Georgia, Michigan, Michigan State, Ohio State and Penn State, among others.



## 39 GIAN RAGONESI

**FB • 6-0 • 270 • Jr.**  
Flori, Italy (Highlands School)

**High School/Miami:** Also competes in track & field at Miami, where he is school's indoor shot put record holder...Competed internationally in the shot put and discus...Best performances are 18.69m (61' 4") in shot put and 53.20m (174' 6") in discus with the international junior implements...Competed at 2011 IAAF World Youth Championship finals in the shot put...Attended schools in Peru, Mexico, Chile and Spain ... Native of Peru.





## 22 SHELDRIK REDWINE

**DB • 6-1 • 195 • So.**  
Miami, Fla. (Miami Killian)

**2015 (True Freshman):** Among team's top special teams contributors as true freshman...Had 13 total tackles (eight solo)...Saw increased snaps in secondary as season progressed...Made career debut in season opener vs. Bethune-Cookman (Sept. 5)...Recorded first two tackles of career at FAU (Sept. 11)...Saw action vs. Nebraska (Sept. 19), largely on special teams...Played on special teams against Cincinnati (Oct. 1)...Saw action vs. Florida State (Oct. 10)...Had three tackles (two solo) in action vs. Virginia Tech (Oct. 17)...Saw action vs. Clemson (Oct. 24) and at Duke (Oct. 31), largely on special teams...Had career-high four tackles (all solo) in action vs. Virginia (Nov. 7)...Added one tackle at North Carolina (Nov. 14)...Totaled one solo tackle vs. Georgia Tech (Nov. 21)...Had one tackle in regular season finale at Pittsburgh (Nov. 27).

**High School:** Rated as the No. 43 cornerback nationally and No. 56 senior in the state of Florida by 247Sports...As a senior, he totaled 33 tackles and seven interceptions, including one he returned for a touchdown...Was teammates with fellow Miami sophomore Jaquan Johnson...Chose Miami over Arkansas, Louisville, Kentucky, USF, Illinois, Indiana and Minnesota.

### REDWINE CAREER STATISTICS

#### DEFENSE

YEAR	GP-GS	UT	AT	TT	TFL/Y	SACK	FF/FR	PBU	INT-Y
2015	12-0	9	5	14	0.0-0	0.0-0	0/0	0	0-0



## 82 AHMMON RICHARDS

**WR • 6-1 • 192 • Fr.**  
Wellington, Fla. (Wellington)

**High School:** Earned consensus four-star ranking by ESPN, Rivals, Scout and 247Sports...Competed in 2016 U.S. Army All-American Bowl...Rated as 148th-ranked player in the nation, 28th-best receiver and 23rd in-state prospect, according to 247Sports Composite Ratings...Registered 1,278 receiving yards and 14 touchdowns on 73 catches senior year...Finished with 2,722 yards, 39 touchdowns and 144 grabs in three-year high school stretch...Chose Miami over offers from Auburn, Tennessee and Alabama.




## 47 JAKE ROMP

**WR • 5-8 • 170 • R-Fr.**  
Tampa, Fla. (Tampa Catholic)

**2015 (True Freshman):** Did not see any game action, redshirted to

retain eligibility...Practice squad member.

**High School:** In three seasons at Tampa Catholic, totaled 265 receiving yards, 31 catches and four touchdowns...Averaged 14.7 receiving yards in 18 career games...Named to Hillsborough County Senior All-Star Game.



## 12 MALIK ROSIER

**QB • 6-1 • 215 • R-So.**  
Mobile, Ala. (Faith Academy)

**2015 (Redshirt Freshman):** Saw action in seven games with one start...Finished season with 338 passing yards and two passing touchdowns...Delivered impressive performance in lone start of season, guiding team to win at Duke (Oct. 31)...Made career debut in season opener vs. Bethune-Cookman (Sept. 5), finished 1-for-4 with 11 passing yards...Completed 13-yard pass in action vs. FAU (Sept. 11)...Had one rush in action vs. Nebraska (Sept. 19)...Saw time vs. Clemson (Oct. 24), finishing 7-for-22 for 42 yards...Made first career start against Blue Devils and delivered brilliant performance, finishing 20-for-29 for 272 yards and two TDs.

**2014 (True Freshman):** Did not see any game action, redshirted to retain eligibility.

**High School:** Enrolled in May 2014...First-team Coastal Alabama All-Region as athlete...Was quarterback at Faith Academy...As senior, threw for 1,852 yards and 16 TDs and ran for 1,301 yards and 17 TDs...Played baseball at Miami in 2015.

### ROSIER CAREER STATISTICS

#### PASSING

YEAR	GP-GS	COMP	ATT	YDS	PCT	TD	INT	LG
2015	7-1	29	57	338	50.9	2	3	33



## 16 EVAN SHIRREFFS

**QB • 6-5 • 210 • R-Fr.**  
Jefferson, Ga. (Jefferson)

**2015 (True Freshman):** Did not see any game action, redshirted to retain eligibility.

**High School:** Rated as three-star prospect by 247Sports.com...Captured MVP honors at the Georgia vs. Florida All-Star game...Posted senior season where he threw for over 2,000 yards, 39 touchdowns and just four interceptions...Started just four games prior to senior year...Competed in ESPN Elite II competition...Very successful in classroom, finishing high school with a 4.0 grade point average and was valedictorian.



**57**  
**MIKE SMITH**

**LB • 6-1 • 230 • R-So.**  
**Miami, Fla. (Miami Northwestern)**

**2015 (Redshirt Freshman):** Saw increased time as the season progressed...Played in six games and totaled seven tackles...Made first two tackles of career vs. Virginia Tech (Oct. 17)...Added two tackles against Clemson (Oct. 24)...Totalled two tackles against Virginia (Nov. 7)... Saw action at Pittsburgh (Nov. 27)...Recorded one stop in the Hyundai Sun Bowl (Dec. 26) against Washington State.

**2014 (True Freshman):** Did not see any game action, redshirted to retain eligibility.

**High School:** First-team All-Dade as senior by *Miami Herald*... Recorded 42 tackles, seven sacks and 51 hurries as senior...Added 73 tackles and 18 sacks as junior in 2012, finishing second in sacks in Miami-Dade County.

**SMITH CAREER STATISTICS**

**DEFENSE**

YEAR	GP-GS	UT	AT	TT	TFL/Y	SACK	FF/FR	PBU	INT-Y
2015	6-0	4	3	7	0.0-0	0.0-0	0/0	0	0-0



**43**  
**JACK SPICER**

**P • 6-3 • 167 • R-Fr.**  
**Estero, Fla. (Estero) (Florida)**

**2015 (True Freshman):** Did not see any game action, redshirted to retain eligibility.

**High School:** Averaged 37.4 yards per punt as a prep while gathering *All-Daily News* First-Team accolades as a tight end at Estero.



**78**  
**TYREE ST. LOUIS**

**OL • 6-5 • 305 • So.**  
**Bradenton, Fla. (IMG Academy)**

**2015 (True Freshman):** Saw action largely on special teams in first season.

**High School:** Consensus four-star recruit by 247Sports, Rivals, Scout and ESPN...Rated as an ESPN300 prospect...Ranked as the ninth-best offensive lineman in the state of Florida by ESPN...Attended the Nike Football Training Camp in Orlando prior to his senior season...Was honored as the MVP of the offensive line group at the Rivals Camp Series in Orlando in March...Chose Miami over offers from Florida, Kentucky, Tennessee and USC.



**36**  
**TEDDY STAVETSKI**

**LB • 6-3 • 205 • R-So.**  
**Haddonfield, N.J. (Haddonfield)**

**2015 (Redshirt Freshman):** Member of practice squad.

**2014 (True Freshman):** Member of practice squad.

**High School:** Played football at Haddonfield High School ... Helped Haddonfield win the 2013 South Jersey Group 2 title game, scoring on a 35-yard interception return for a touchdown to clinch the victory.



**48**  
**JOHN TAUBER**

**LB • 6-3 • 220 • R-Fr.**  
**Bradenton, Fla. (IMG Academy)**

**2015 (True Freshman):** Did not see any game action, redshirted to retain eligibility...Practice squad member.

**High School:** Played four years of football at IMG Academy ... Team captain as a senior, tallying 92 tackles, three sacks, three passes defended and a fumble recovery in 11 games ... Amassed 228 tackles (159 solo), 11 sacks, one interception and one forced fumble in his high school career.



**14**  
**VINCENT TESTAVERDE**

**QB • 6-2 • 200 • R-So.**  
**Tampa, Fla. (Jesuit) (Texas Tech)**

**2015 (Sophomore):** Did not see any game action, redshirted to retain eligibility.

**2014 (True Freshman, Texas Tech):** Played in one game, totaling 116 yards on 15-of-26 passing with one interception...Made career debut against Texas (Nov. 1)...Entered game against the Longhorns in the second quarter with 7:12 until halftime...Second-string quarterback in the Texas game and entered the game following an injury to freshman QB Patrick Mahomes.

**High School:** Led team to Class 5A District 9 championship while reaching the state regional semifinals...Went 90-for-167 as a senior with 1,015 passing yards with nine touchdowns in 2013...As a junior - during his first season to play football - passed for 152 yards on 16-of-35 passing with a touchdown and four interceptions...Father is Miami legend Vinny Testaverde.



## 9 CHAD THOMAS

DL • 6-6 • 245 • Jr.  
Miami, Fla. (Booker T. Washington)

**2015 (Sophomore):** Saw action in all 13 games, starting eight... Totaled 18 tackles...Credited with team-high four quarterback hurries... Added three PBUs, one forced fumble and one fumble recovery...Saw action in season opener vs. Bethune-Cookman (Sept. 5) and recorded one assisted tackle...Tied career high with three tackles against FAU (Sept. 11)...Registered first forced fumble of career vs. Owls...Saw action vs. Nebraska (Sept. 19)...Made first start of career at Cincinnati (Oct. 1), totaling three tackles (two solo) and first PBU of career...Had one solo tackle in second straight start at Florida State (Oct. 10)...Had two tackles and first sack of career (eight yards) in start vs. Virginia Tech (Oct. 17)... Had three tackles in start vs. Clemson (Oct. 24)...Added two tackles in start at Duke (Oct. 31)...Credited with quarterback hurry against Virginia (Nov. 7)...Had one tackle and 0.5 TFLs at North Carolina (Nov. 14)...Started against Georgia Tech (Nov. 21), did not record any stats... Recovered fumble that ended game at Pittsburgh (Nov. 27)...Logged one tackle and one pass breakup in the Hyundai Sun Bowl (Dec. 26) against Washington State.


**2014 (True Freshman):** Saw action in 12 games, missing just one due to injury...Totaled seven tackles...Made career debut in season opener at Louisville, recording one solo tackle...Saw action against FAMU, registering one tackle...Missed game against Nebraska due to injury...Returned for action against Duke...Saw action against Georgia Tech, did not record any stats...Had career high three tackles against Cincinnati...Saw action against Virginia Tech...Did not record any stats in action against North Carolina...Saw action against Florida State...Added one tackle against Virginia...Did not record any stats in action against Pittsburgh.

**High School:** Enrolled in May 2014...Played in Under Armour All-America Game...Invited to "The Opening," an all-star summer prospect camp...First-team All-Dade and first-team All-State as junior and senior... Led Booker T. Washington to Class 4A state title as junior in 2012 and class 4A state champs as senior in 2013...Recorded 57 tackles and six sacks in 2012...Named 2013 second-team All-USA by *USA TODAY*... Talled 71 tackles and eight sacks as senior...Coached by Tim "Ice" Harris at Booker T. Washington...Chose Miami over Alabama, Florida State, Arkansas and Duke.

### THOMAS CAREER STATISTICS

#### DEFENSE

YEAR	GP-GS	UT	AT	TT	TFL/Y	SACK	FF/FR	PBU	INT-Y
2015	13-8	7	11	18	1.5-8	1.0-8	1/1	3	0-0
2014	12-0	3	4	7	1.0-3	0.0-0	0/0	0	0-0
<b>Career</b>	<b>25-8</b>	<b>10</b>	<b>15</b>	<b>25</b>	<b>2.5-11</b>	<b>1.0-8</b>	<b>1/1</b>	<b>3</b>	<b>0-0</b>



## 16 JUSTIN VOGEL

P • 6-4 • 215 • Sr.  
Tampa, Fla. (Berkeley Prep) (Florida)

**2015 ALL-ACC, HONORABLE MENTION (Coaches)**

**2014 ALL-ACC, THIRD TEAM (ACSM)**

**2014 ALL-ACC, THIRD TEAM (Coaches)**

**2015 (Junior):** Ended the season ranked seventh in the ACC by averaging 42.5 yards per punt...His 73-yard punt against Clemson was longest of any ACC punter in 2015...Earned second straight All-ACC honors, capturing honorable mention recognition from the ACC coaches...Made season debut vs. Bethune-Cookman (Sept. 5), serving as team's primary punter...Averaged 44.0 yards on four punts with long of 55 yards vs. Wildcats...Averaged 39.0 yards with both punts landing inside 20-yard line vs. FAU (Sept. 11)...Averaged 51.6 yards on five punts against Cincinnati (Oct. 1), including long of 62, two inside 20-yard line and one touchback...Punted six times at Florida State (Oct. 10), averaging 41.3 yards with one landing inside 20-yard line...Totaled 162 yards on four punts (40.5 average) with long punt of 44 and two landing inside 20-yard line vs. Virginia Tech (Oct. 17)...Boomed career-long punt of 73 yards against Clemson (Oct. 24)...Dropped four punts inside 20-yard line vs. Tigers...Averaged 43.4 yards on five punts at Duke (Oct. 31)...Punted twice vs. Virginia (Nov. 7), both landing inside 20-yard line with long of 50...Recorded seven punts for 263 yards (37.6) in the Hyundai Sun Bowl (Dec. 26) against Washington State...He also dropped two punts inside the 20-yard line.

**2014 (Sophomore, Miami):** Transferred from Florida as walk-on... Made debut at Louisville handling punting and kickoff responsibilities... Averaged 46.8 yards on six punts against Cardinals with long of 56... Averaged 64 yards on four kickoffs with one touchback...Recorded eight kickoffs against FAMU, averaging 63.8 yards with two touchbacks...Lone punt against Rattlers went for 43 yards...Registered two punts against Nebraska...Averaged 43.4 yards on eight punts against Duke, including long of 56 and three inside 20-yard line...Had two punts for 83 yards (41.5 average) and three kickoffs for 194 yards (64.7 average) against Georgia Tech...Averaged 42 yards on three punts against Florida State, including one inside 20-yard line...Averaged 40.2 yards on four punts and 58.5 yards on two kickoffs against Virginia...Had four punts for 163 yards (40.8-yard average), including long of 58 yards.

**2013 (Redshirt Freshman, Florida):** Did not see any game action.

**2012 (True Freshman, Florida):** Joined team in summer of 2012...Did not play, redshirted to retain eligibility.

**High School:** Averaged 45 yards per punt throughout high school career at Berkeley Prep...Played defense along with special teams duties...Talled three interceptions...Father, Paul, played college football at South Carolina and played middle linebacker in NFL for Tampa Bay Buccaneers and Houston Oilers.

### VOGEL CAREER STATISTICS

#### PUNTING

YEAR	NO	YARDS	AVG	LG	TB	FC	I20	50+ BLK
2015	67	2,846	42.5	73	6	20	21	13
2014	52	2,227	42.8	65	1	20	21	12
<b>Career</b>	<b>119</b>	<b>5,073</b>	<b>42.6</b>	<b>138</b>	<b>7</b>	<b>40</b>	<b>42</b>	<b>25</b>



## 49 SHAWN WALKER

**LB • 6-2 • 230 • Fr.**  
Fort Lauderdale, Fla. (Cardinal Gibbons)

**High School:** Two-year starter...Two-year varsity letter winner... Led the team with nine sacks as a senior...Competed in the Florida State wrestling tournament as a junior, competing at heavyweight, while weighing just 200 pounds.



## 1 MARK WALTON

**RB • 5-9 • 205 • So.**  
Miami, Fla. (Booker T. Washington)

**2015 (True Freshman):** Enjoyed an impressive first season with the Hurricanes, playing in all 13 games...Ended the season second on the team with 1,054 all-purpose yards...Led team with 10 total touchdowns: - nine rushing and one receiving...Made career debut in season opener vs. Bethune-Cookman (Sept. 5) and tallied 85 rushing yards on just 10 carries...Scored first touchdown of career on five-yard run in third quarter...Had three-TD performance vs. FAU (Sept. 11), totaling 42 yards on 14 carries...Scoring runs vs. Owls came on carries of 4, 1 and 4 yards, marking only third three-TD game by true freshman Hurricane in last 20 years...Had four catches for 20 yards vs. Owls...Recorded 10 carries and one 13-yard catch vs. Nebraska (Sept. 19)...Posted career-long 26-yard catch at Cincinnati (Oct. 1)...Totaled 34 rushing yards, one rushing TD and 40 receiving yards vs. Bearcats...Recorded one carry at Florida State (Oct. 10)...Totaled 37 yards on 12 carries vs. Virginia Tech (Oct. 17)...Had four carries against Clemson (Oct. 24)...Averaged 4.5 yards per carry against Duke (Oct. 31), totaling 49 yards on 11 carries... Had career-long run of 27 yards vs. Blue Devils...Played key role on return team that delivered miracle TD as time expired to seal win over Duke...Had 59 yards on 11 carries against Virginia (Nov. 7), including sixth rushing TD of season...Totaled 104 all-purpose yards at North Carolina (Nov. 14), including 40 rushing yards and 52 receiving yards... Recorded second three-touchdown game of career against Georgia Tech (Nov. 21), including rushing TDs of four yards and one yard...Recorded first receiving touchdown of career against Yellow Jackets on 25-yard catch-and-run...Registered career-high 80 receiving yards at Pittsburgh (Nov. 27)...Caught three passes for 57 yards and rushed nine times for 26 yards and one touchdown in the Hyundai Sun Bowl (Dec. 26) against Washington State.

**High School:** Earned a four-star rating from ESPN, Rivals, Scout and 247Sports...Tabbed as the third-best running back in the state of Florida and 11th-best running back in the country by ESPN...Listed as the fourth-best running back in the state of Florida and 20th-best running back in the country by 247Sports...As a senior, rushed for 1,472 yards and 22 touchdowns...Finished his career with 2,769 yards and 45 touchdowns... In Booker T.'s 54-35 state championship win, had 89 yards and two TDs receiving to go along with another 184 yds and three TDs rushing...Chose Miami over offers from Auburn, Florida State, Tennessee and South Carolina.

## WALTON CAREER STATISTICS

### RUSHING

YEAR	GP-GS	ATT	YDS	AVG	TD	L	G
2015	13-0	130	461	3.5	9		27

### RECEIVING


YEAR	GP-GS	NO	YDS	AVG	TD	L	G
2015	13-0	22	293	13.3	1		4 1



## 47 DEWAYNE WASHINGTON II

**FB • 6-0 • 220 • Fr.**  
Raleigh, N.C. (Ravenscroft)

**High School:** Four-year starter...Served as team captain during his senior year...Helped his team to the NCISA State Championship as a senior...Earned Big East Conference Player of the Year honors...Earned first-team All-State honors...Led the team in tackles...Was also recruited by Wake Forest and NC State.



## 20 MICHAEL WELCH

**QB • 6-2 • 205 • R-Soph.**  
Winnetka, Ill. (New Trier)

**High School:** Earned two varsity letters playing football for Dan Starkey and Jim Davis at New Trier High School ... Also played basketball and lacrosse ... Was a team captain and was named the Iron Trevian and the Practice Player of the Year.



## 36 MARQUEZ WILLIAMS

**FB • 6-1 • 280 • Sr.**  
Bogart, Fla. (Clark Central) (Mars Hill)

**Prior to Miami:** Started three years at Mars Hill University (N.C.)... Two-time All-South Atlantic Conference honoree, earning first-team honors in 2015...Earned all-region honors as a redshirt sophomore in 2014.

**High School:** Three-year varsity starter...Received all-region honorable mention honors as a senior...Also competed in track and field.





## 91 GERALD WILLIS

**DL • 6-4 • 285 • R-Soph.**  
New Orleans, La. (Edna Kerr) (Florida)

**2015 (Sophomore):** Forced to sit out season due to NCAA transfer rules.

**2014 (True Freshman, Florida):** Played in eight games as a true freshman and recorded 14 total tackles...Also had two quarterback hurries...Forced a fumble in the Birmingham Bowl against ECU at the opponents one-yard line that was recovered by the Gators, preventing the Pirates from scoring...Recovered a fumble against Eastern Kentucky and the Gators scored a touchdown on the ensuing possession.

**High School:** Played in the 2014 Under Armour All-America Game...Named 2013 First-Team All-USA by *USA Today* and MaxPreps Second Team All-American...Named the All-Metro and District 9-4A Defensive Player of the Year as both a junior and senior...Led Edna Karr to four consecutive Class 4A state finals berths and four-straight district titles...Recorded a total of 289 tackles with 62 TFL, 36 sacks, one interception and one defensive touchdown during his high school career...Totalled 107 tackles with 43 tackles-for-loss, including 15 sacks, as a senior in 14 games...Named a second-team All-American and first-team LSWA Class 4A all-state recipient as a junior...Recorded 141 tackles with 28 TFL and 15 sacks in his junior season...Chose Florida over Alabama, Arkansas, Florida State, LSU, Nebraska, Texas, Texas A&M and TCU...Coached by Jabbar Juluke and Nathaniel Jones.

### WILLIS CAREER STATISTICS

#### DEFENSE

YEAR	GP-GS	UT	AT	TT	TFL/Y	SACK	FF/FR	PBU	INT-Y
2014	8-0	6	8	14	0.5-1	0.0-0	1/1	0	0-0



## 38 CEDRICK WRIGHT

**DB • 5-9 • 180 • Fr.**  
Homestead, Fla. (Gulliver Prep)

**High School:** Rated four-star safety prospect by ESPN...Three-star safety by Rivals, 247Sports and Scout...Ranked as No. 20 overall safety prospect by ESPN and No. 39 safety by 247Sports... Ranked as No. 11 football player in Dade County by *Miami Herald* entering final season at Gulliver...Finished senior season with 59 tackles, one sack and three interceptions...Had 82 tackles and three interceptions during junior year... Finished career with 221 tackles, nine sacks and eight interceptions... Chose Miami over offers from Alabama, Clemson, Florida, Ohio State and Tennessee, among others.



## 2 JOE YEARBY

**RB • 5-9 • 200 • Jr.**  
Miami, Fla. (Miami Central)

**2015 ALL-ACC, THIRD TEAM (Coaches)**

**2015 ALL-ACC, HONORABLE MENTION (ACSM)**

**2015 (Sophomore):** Was one of four players who started in every game...Served as the team's starting running back and totaled team-leading 1,275 all-purpose yards during the season...Recorded 1002 rushing yards on 205 attempts (4.9 average)...Had six rushing touchdowns...Ranked fourth on the team with 23 receptions and had two receiving touchdowns...Made first start of career in season opener vs. Bethune-Cookman (Sept. 5) and totaled 40 rushing yards on just six carries...Scored first touchdown of season on 25-yard run vs. Wildcats... Also caught two passes for eight yards...Had dominant performance in start vs. FAU (Sept. 11), totaling 243 all-purpose yards - career-high 146 rushing and 97 receiving...Had one rushing touchdown, one receiving touchdown, long rush of 41 and career-long catch of 52 vs. Owls... Recorded fourth 100-yard game of career in start vs. Nebraska (Sept. 19), finishing with 125 yards on 17 carries with one touchdown...Scored on 41-yard run vs. Cornhuskers to open second half...Registered third straight 100-yard game in start at Cincinnati (Oct. 1), finishing with 113 yards and one rushing touchdown...Averaged 6.6 yards on 17 carries vs. Bearcats... Had 15 carries in start at Florida State (Oct. 10) and caught second TD pass of season...Surpassed 100 all-purpose yards (111) and added fifth rushing TD of season in start vs. Virginia Tech (Oct. 17)...Had 60 rushing yards on 19 carries and 51 receiving yards on three catches vs. Hokies... Led team with 42 rushing yards in start vs. Clemson (Oct. 24)...Had strong performance in start at Duke (Oct. 31), totaling 82 rushing yards and 13 receiving yards...Led team with 78 rushing yards in start vs. Virginia (Nov. 7)...Recorded 74 rushing yards and 79 receiving yards at North Carolina (Nov. 14)...Had two-yard touchdown run in start vs. Georgia Tech, sixth rushing TD of season (Nov. 21)...Finished with 99 rushing yards on 22 carries, including long run of 35 yards, in regular season finale start at Pittsburgh (Nov. 27)...Totalled 14 carries for 63 yards in the Hyundai Sun Bowl (Dec. 26) against Washington State.

**2014 (True Freshman):** Saw action in 12 games, missing just one due to injury...Totalled 509 rushing yards on 86 carries (5.9-yard average) with one touchdown...Had long run of 62 yards...Made career debut in season opener against Louisville, catching one pass for four yards... Recorded season-high 14 carries for 95 yards against FAMU, including long run of 15 yards...Registered 10 carries for 32 yards against Arkansas State, including long run of 10 yards...Had 22-yard catch against Nebraska...Scored first touchdown of career on 47-yard reception against Duke...Totalled 120 yards against Blue Devils (61 rushing, 59 receiving)... Had long run of 15 yards versus Georgia Tech...Recorded season-high 113 yards on just eight carries against Cincinnati, including long run of 62 yards...Registered second 100-yard game of his career with 104 yards on 22 carries against North Carolina, including first career rushing touchdown...Added 34 yards on 10 carries against Florida State...Had three carries for 14 yards against Virginia...Had 23-yard carry against Pittsburgh.

**High School:** One of most productive and decorated high school football players in state history ... Named 2014 All-American by 247Sports ... 247Sports Class of 2014 Offensive Player of the Year ... First-team all-state selection as junior ... Invited to "The Opening", all-star summer prospect camp held on Nike Campus ... 2014 Under Armour All-American game selection ... Two-time state champion at Miami Central ... As senior in 2013, rushed for 1,700 yards and 19 TDs ... In 2012, rushed for

1,448 yards and 20 TDs ... As sophomore in 2011, Yearby rushed for 2,160 yards and 24 TDs ... Coached by Roland Smith ... Chose Miami over offers from Alabama, Florida State, Florida, Southern California, Louisville and West Virginia.

## YEARBY CAREER STATISTICS

### RUSHING

YEAR	GP-GS	ATT	YDS	AVG	TD	LG
2015	13-13	205	1002	4.9	6	41
2014	12-0	86	509	5.9	1	62
<b>Career</b>	<b>25-13</b>	<b>277</b>	<b>1,511</b>	<b>5.4</b>	<b>7</b>	<b>62</b>

### RECEIVING

YEAR	GP-GS	NO	YDS	AVG	TD	L	G
2015	13-13	23	273	11.9	2	52	
2014	12-0	8	118	14.8	1	47	
<b>Career</b>	<b>25-13</b>	<b>31</b>	<b>391</b>	<b>12.6</b>	<b>3</b>	<b>52</b>	



## 57 SAM YORK

**LS • 6-1 • 200 • R-Soph.**  
Marblehead, Mass. (Marblehead) (Ohio St.)

**2015 (Redshirt Freshman):** Did not see any game action.

**Before Miami:** Three-year letterwinner...Selected as a ProKicker Third Team All-American as a senior in 2013...Helped his high school squad to the Massachusetts State Division III Quarterfinalists ...Also competed in track and field and lacrosse.



## 51 JUWON YOUNG

**LB • 6-2 • 248 • Jr.**  
Albany, Ga. (Albany)

**2015 (Sophomore):** Stepped up to start four games of final six games at linebacker...Saw action in 10 games overall...Ranked seventh on team with 47 total tackles and posted two double-digit tackle performances...Had 3.0 TFLs and one interception...Made season debut vs. Nebraska (Sept. 19), totaled two tackles...Ranked second on team and set career high with seven tackles (four solo) at Cincinnati (Oct. 1), including first career TFL (1 yard)...Saw action at Florida State (Oct. 10)...Called upon vs. Virginia Tech (Oct. 17) and responded with four solo tackles, 1.0 TFL (3 yards) and first interception of career...Made first start of career against Clemson and responded with double-digit tackle performance, posting 10 tackles...Added six tackles (four solo) in start at Duke (Oct. 31)...Had one tackle vs. Virginia (Nov. 7)...Recorded one solo tackle at North Carolina (Nov. 14)...Started against Georgia Tech (Nov. 21) and recorded career-best mark of 13 total tackles (six solo)...Had 1.0 TFL and one forced fumble against Yellow Jackets...Had three solo tackles in start at Pittsburgh (Nov. 27) to end regular season.

**2014 (True Freshman):** Saw action in 13 games, largely on special teams ... Totaled four tackles ... Enrolled in January 2014...Made career debut in season opener at Louisville, did not record any stats...Registered career-first tackle against FAMU...Saw action against Arkansas State...


Played mostly on special teams against Nebraska...Saw action against North Carolina, mostly on special teams.

**High School:** Registered 118 tackles as senior in 2013, also rushing for 303 yards and six TDs ... As junior, recorded 118 tackles with three sacks and four forced fumbles ... 2012 AT&T Georgia Junior Bowl selection ... Decorated track & field athlete, competed in shot put and discus in high school ... Coached by Felton Williams ... Chose Miami over offers from North Carolina and Ole Miss.

## YOUNG CAREER STATISTICS

### DEFENSE

YEAR	GP-GS	UT	AT	TT	TFL/Y	SACK	FF/FR	PBU	INT-Y
2015	10-4	29	18	47	3.0-6	0.0-0	1/0	0	1-3
2014	13-0	2	2	4	0.0-0	0.0-0	0/0	0	0-0
<b>Career</b>	<b>23-4</b>	<b>31</b>	<b>20</b>	<b>51</b>	<b>3.0-6</b>	<b>0.0-0</b>	<b>1/0</b>	<b>0</b>	<b>1-3</b>



## 12 MALEK YOUNG

**DB • 5-9 • 180 • Fr.**  
Ft. Lauderdale, Fla. (Coconut Creek)

**High School:** Consensus three-star cornerback prospect by ESPN, Rivals, 247Sports and ScoutSelected to the U.S. Army All-American Bowl...Ranked as No. 34 cornerback prospect nationwide by ESPN and Rivals...Had 35 tackles and four tackles for loss in final season at Coconut Creek...Added 35 passes for 684 yards and 10 touchdowns in 2015...Totaled seven return touchdowns during junior year...Had four kickoff return TDs and three punt return TDs...Chose Miami over Auburn, Clemson, Georgia, Ohio State and Florida State, among others.



## **2016 COACHES & STAFF**

<b>HEAD COACH MARK RICHT</b> .....	<b>45-48</b>
<b>ASSISTANT COACHES</b> .....	<b>49-57</b>
<b>FOOTBALL SUPPORT STAFF</b> .....	<b>58-65</b>



# MARK RICHT

HEAD COACH | FIRST SEASON AT MIAMI (16TH OVERALL) | 145-51 (.739)

Hurricane alumnus Mark Richt was named the 24th head football coach at The University of Miami on Dec. 4, 2015, by Director of Athletics Blake James.

The 2016 season marks Richt's first in Coral Gables.

Richt, born in Omaha, Neb., and raised in Boca Raton, Fla., returns to his alma mater after leading the University of Georgia football program for the past 15 years. He compiled a 145-51 overall record and an 85-40 mark in Southeastern Conference play, won two SEC championships, six SEC East titles and nine bowl games and finished the season in the Associated Press Top-10 rankings seven times.

Richt's .740 winning percentage ranks fifth-best among active FBS head coaches, and he is tied for ninth among the winningest head coaches in SEC history.

Richt is one of only seven head coaches in SEC history to record four straight 10-win seasons (2002-05).

During his tenure on the sidelines in Athens, 77 of Richt's players were selected in the NFL Draft over the last 14 years, including eight chosen in the 2002 and 2013 NFL Drafts – the most Georgia players ever selected in a single year.

Off the field, Richt places a strong emphasis on academics and 292 Georgia players earned their degrees during his tenure.

Richt was the 2013 recipient of the Stallings Award given for commitment to humanitarian and community service efforts, and in 2010, he was named to the American Football Coaches Association Board of Trustees.

Before his arrival at Georgia, Richt spent seven seasons as the offensive coordinator at Florida State. In his time in Tallahassee, the Seminoles finished in the nation's top five in scoring offense on five occasions, top 12 in total offense five times and top 12 in passing offense five times.

The 2000 team, which played in the National Championship game against Oklahoma, finished the regular season ranked first nationally in total offense (549.0 ypg), first in passing offense (384.0 ypg), and third in scoring offense (42.4 ppg).

Richt sent six FSU quarterbacks into the NFL between 1987 and 2000. In 2000, Richt coached Chris Weinke to the Heisman Trophy, and in 1991, he coached Casey Weldon to the runner-up for the Heisman. Brad Johnson (now Richt's brother-in-law), was a Pro Bowl selection for Washington in 2000 and led the Tampa Bay Bucs to the Super Bowl title in 2003. Other Richt pro protégés include Danny Kanell (New York Giants), Danny McManus (Kansas City Chiefs) and Peter Tom Willis (Chicago Bears).

Richt played quarterback for the Miami Hurricanes under legendary head coach Howard Schnellenberger.

He spent most of his career at Miami as a backup to Pro Football Hall of Famer and former Buffalo Bills star Jim Kelly. In one of Richt's years at Miami, his teammates included Kelly, Vinny Testaverde and Bernie Kosar and quarterbacks coach Earl Morrall.

Richt is married to the former Katharyn Francis of Tallahassee. The couple has four children – Jonathan, David, Zach, and Anya. Jon, the Miami quarterbacks coach, was married to the former Anna Cearley, in May 2010.





### RICHT'S YEAR-BY-YEAR HEAD COACHING RECORD

Year	OVERALL			CONFERENCE			Finish	BOWL
	W	L	PCT.	W	L	.PCT		
2001	8	4	.667	5	3	.625	T3rd/East	Music City (L)
2002	13	1	.929	7	1	.875	1st/Champs	Sugar (W)
2003	11	3	.786	6	2	.750	T1st/East	Capital One (W)
2004	10	2	.833	6	2	.750	2nd/East	Outback (W)
2005	10	3	.769	6	2	.750	1st/Champs	Sugar (L)
2006	9	4	.692	4	4	.500	T3rd/East	Chick-fil-A (W)
2007	11	2	.846	6	2	.750	T1st/East	Sugar (W)
2008	10	3	.769	6	2	.750	2nd/East	Capital One (W)
2009	8	5	.615	4	4	.500	T2nd/East	Independence (W)
2010	6	7	.462	3	5	.375	3rd/East	Liberty (L)
2011	10	4	.714	7	1	.875	1st/East	Outback (L)
2012	12	2	.857	7	1	.875	T1st/East	Capital One (W)
2013	8	5	.615	5	3	.625	3rd/East	Gator (L)
2014	10	3	.769	6	2	.750	2nd/East	Belk (W)
2015	9	3	.750	5	3	.625	2nd/East	--
<b>Total</b>	<b>145</b>	<b>51</b>	<b>.739</b>	<b>85</b>	<b>40</b>	<b>.680</b>		

Includes a 2-3 record in SEC Championship games

### THE RICHT FILE

Hometown: Boca Raton, Fla.  
 College: University of Miami, '82  
 Birthdate: Feb. 18, 1960  
 Wife: Katharyn Francis  
 Children: Jon, David, Zach, Anya

Florida State (Graduate Assistant), 1985-88  
 East Carolina (Offensive Coordinator), 1989  
 Florida State (QBs), 1990-93  
 Florida State (Offensive Coordinator/QBs), 1994-2000  
 Georgia (Head Coach), 2001-2015  
 Miami (Head Coach), 2016-



## BOWL GAMES AS A COACH (25)

Bowl	Team
2014 Belk Bowl	Georgia
2014 Gator Bowl	Georgia
2013 Capital One Bowl	Georgia
2012 Outback Bowl	Georgia
2010 Liberty Bowl	Georgia
2009 Independence Bowl	Georgia
2009 Capital One Bowl	Georgia
2008 Sugar Bowl	Georgia
2006 Chick-fil-A Bowl	Georgia
2006 Sugar Bowl	Georgia
2005 Outback Bowl	Georgia
2004 Capital One Bowl	Georgia
2002 Sugar Bowl	Georgia
2001 Music City Bowl	Georgia
2001 Orange Bowl (National Championship)	Florida State
2000 Sugar Bowl (National Championship)	Florida State
1999 Fiesta Bowl (National Championship)	Florida State
1998 Sugar Bowl	Florida State
1997 Sugar Bowl	Florida State
1996 Sugar Bowl	Florida State
1995 Sugar Bowl	Florida State
1994 Orange Bowl (National Championship)	Florida State
1993 Orange Bowl	Florida State
1992 Cotton Bowl	Florida State
1990 Blockbuster Bowl	Florida State

COACHES & STAFF

## COACHING ACCOMPLISHMENTS

-One of only four men in NCAA Division 1-A history to record 135-or-more wins in his first 14 seasons.

-Has coached in four national championship games.

-Has coached two Heisman Trophy winners.

-In 100 games as a head coach, Richt's offenses have recorded 400 yards-or-more of total offense.

-Has coached 41 All-Americans and two Heisman Trophy winning quarterbacks.

-Has coached 100 players that have been selected in the NFL Draft, including eight quarterbacks.

-Has coached 15 NFL First Round Draft picks and one Hall of Famer.

-292 student-athletes have earned their degrees since becoming a head coach.

-Ten of Richt's players have been honored by the AllState AFCA Good Works Team.

**WELCOME HOME MARK RICHT**

COACHING TIMELINE

- 1985-88
- 1990-93
- 1994-2000
- 2001-15

**9 BOWL WINS**

**2 SEC TITLES**

**2-TIME SEC COACH OF THE YEAR**

**14 STRAIGHT BOWL GAMES**

**CAREER VS ACC OVERALL 19-3**

**9 SEASONS WITH 10 OR MORE WINS**

**7 AP TOP 10 FINISHES**

**OVERALL RECORD 145-51**

**SEC RECORD 85-40**

# RICHT'S YEAR-BY-YEAR RECORD

## 2001 (8-4; 5-3 SEC)

DATE	OPPONENT	W/L	SCORE
S 1	Arkansas State	W	45-17
S 8	South Carolina	L	9-14
S 29	Arkansas	W	34-23
O 6	at Tennessee	W	26-24
O 13	at Vanderbilt	W	30-14
O 20	Kentucky	W	43-29
O 27	vs. Florida	L	10-24
N 10	Auburn	L	17-24
N 17	at Ole Miss	W	35-15
N 24	at Georgia Tech	W	31-17
D 1	Houston	W	35-7
D 28	vs. Boston College	L	16-20

## 2002 (13-1; 7-1 SEC)

DATE	OPPONENT	W/L	SCORE
A 31	Clemson	W	31-28
S 14	at South Carolina	W	13-7
S 21	Northwestern State	W	45-7
S 28	New Mexico State	W	41-10
O 5	at Alabama	W	27-25
O 12	Tennessee	W	18-13
O 19	Vanderbilt	W	48-17
O 26	at Kentucky	W	52-24
N 2	vs. Florida	L	13-20
N 9	Ole Miss	W	31-17
N 16	at Auburn	W	24-21
N 30	Georgia Tech	W	51-7
D 7	vs. Arkansas	W	30-3
J 1	vs. Florida State	W	26-13

## 2003 (11-3; 6-2 SEC)

DATE	OPPONENT	W/L	SCORE
A 30	at Clemson	W	30-0
S 6	Middle Tennessee St.	W	29-10
S 13	South Carolina	W	31-7
S 20	at LSU	L	10-17
O 4	Alabama	W	37-23
O 11	at Tennessee	W	41-14
O 18	at Vanderbilt	W	27-8
O 25	UAB	W	16-13
N 1	vs. Florida	L	13-16
N 15	Auburn	W	26-7
N 22	Kentucky	W	30-10
N 29	at Georgia Tech	W	34-17
D 6	vs. LSU	L	13-34
J 1	vs. Purdue	W	34-27

## 2004 (10-2; 6-2 SEC)

DATE	OPPONENT	W/L	SCORE
S 4	Ga. Southern	W	48-28
S 11	at South Carolina	W	20-16
S 18	Marshall	W	13-3
O 2	LSU	W	45-16
O 9	Tennessee	L	14-19
O 16	Vanderbilt	W	33-3
O 23	at Arkansas	W	20-14
O 30	vs. Florida	W	31-24
N 6	at Kentucky	W	62-17
N 13	at Auburn	L	6-24
N 27	Georgia Tech	W	19-13
J 1	vs. Wisconsin	W	24-21

## 2005 (10-3; 6-2 SEC)

DATE	OPPONENT	W/L	SCORE
S 3	Boise State	W	48-13
S 10	South Carolina	W	17-15
S 17	ULM	W	44-7
S 24	at Mississippi State	W	23-10
O 8	at Tennessee	W	27-14
O 15	at Vanderbilt	W	34-17
O 22	Arkansas	W	23-20
O 29	vs. Florida	L	10-14
N 12	Auburn	L	30-31
N 19	Kentucky	W	45-13
N 26	at Georgia Tech	W	14-7
D 3	vs. LSU	W	34-14
J 2	vs. West Virginia	L	35-38

## 2006 (9-4; 4-4 SEC)

DATE	OPPONENT	W/L	SCORE
S 2	Western Kentucky	W	48-12
S 9	at South Carolina	W	18-0
S 16	UAB	W	34-0
S 23	Colorado	W	14-13
S 30	at Ole Miss	W	14-9
O 7	Tennessee	L	33-51
O 14	Vanderbilt	L	22-24
O 21	Mississippi State	W	27-24
O 28	vs. Florida	L	14-21
N 4	at Kentucky	L	20-24
N 11	at Auburn	W	37-15
N 15	Georgia Tech	W	15-12
D 30	vs. Virginia Tech	W	31-24

## 2007 (11-2; 6-2 SEC)

DATE	OPPONENT	W/L	SCORE
S 1	Oklahoma State	W	35-14
S 8	South Carolina	L	12-16
S 15	West Carolina	W	45-16
S 22	at Alabama	W	26-23 (OT)
S 29	Ole Miss	W	45-17
O 6	at Tennessee	L	14-35
O 13	at Vanderbilt	W	20-17
O 20	vs. Florida	W	42-30
O 27	Troy	W	44-34
N 10	Auburn	W	45-20
N 17	Kentucky	W	24-13
N 24	at Georgia Tech	W	31-17
J 1	Hawaii	W	41-10

## 2008 (10-3; 6-2 SEC)

DATE	OPPONENT	W/L	SCORE
A 30	Georgia Southern	W	45-21
S 6	Central Michigan	W	56-17
S 13	at South Carolina	W	14-7
S 20	at Arizona State	W	27-10
S 27	Alabama	L	30-41
O 4	Tennessee	W	26-14
O 11	Vanderbilt	W	24-14
O 18	at LSU	W	52-38
O 25	vs. Florida	L	10-49
N 1	at Kentucky	W	42-38
N 8	at Auburn	W	17-15
N 15	at Auburn	W	42-43
N 29	Georgia Tech	L	12-45
J 1	vs. Michigan State	W	24-12

## 2009 (8-5; 4-4 SEC)

DATE	OPPONENT	W/L	SCORE
S 5	at Oklahoma State	L	10-24
S 12	South Carolina	W	41-37
S 19	at Arkansas	W	52-41
S 26	Arizona State	W	20-17
O 3	LSU	L	15-20
O 10	at Tennessee	W	19-45
O 17	at Vanderbilt	W	34-10
O 24	vs. Florida	L	17-41
O 31	Tennessee Tech	W	38-0
N 7	Auburn	W	31-24
N 14	Auburn	L	27-34
N 21	Kentucky	W	30-24
N 28	at Georgia Tech	W	30-24
D 28	vs. Texas A&M	W	44-20

## 2010 (6-7; 3-5 SEC)

DATE	OPPONENT	W/L	SCORE
S 4	La.-Lafayette	W	55-7
S 11	at South Carolina	L	6-16
S 18	Arkansas	L	24-31
S 25	at Mississippi State	L	12-24
O 2	at Colorado	L	27-29
O 9	Tennessee	W	41-14
O 16	Vanderbilt	W	43-0
O 23	at Kentucky	W	44-31
O 30	vs. Florida	L	31-34
N 6	Idaho State	W	55-7
N 13	at Auburn	L	31-49
N 20	Georgia Tech	W	42-34
D 28	UCF	L	6-10

## 2011 (10-4; 7-1 SEC)

DATE	OPPONENT	W/L	SCORE
S 3	vs. Boise State	L	21-34
S 10	South Carolina	L	42-45
S 17	Coastal Carolina	W	59-0
S 24	at Ole Miss	W	27-13
O 1	Mississippi State	W	24-10
O 8	at Tennessee	W	24-12
O 15	at Vanderbilt	W	33-28
O 22	vs. Florida	W	24-20
O 29	vs. Florida	W	63-16
N 5	New Mexico State	W	45-7
N 12	Auburn	W	19-10
N 19	Kentucky	W	31-17
N 26	at Georgia Tech	W	10-42
D 3	vs. LSU	L	10-42
J 2	vs. Michigan State	L	30-33

## 2012 (12-2; 7-1 SEC)

DATE	OPPONENT	W/L	SCORE
S 1	vs. Buffalo	W	45-23
S 8	at Missouri	W	41-20
S 15	FAU	W	56-20
S 22	Vanderbilt	W	48-3
S 29	Tennessee	W	51-44
O 6	at South Carolina	L	7-35
O 13	at Kentucky	W	29-24
O 20	vs. Florida	W	17-9
O 27	Ole Miss	W	37-10
N 3	Ole Miss	W	38-0
N 10	at Auburn	W	45-14
N 17	Georgia Southern	W	42-10
N 24	Georgia Tech	W	28-32
D 1	vs. Alabama	L	28-32
J 1	vs. Nebraska	W	45-51

## 2013 (8-5; 5-3 SEC)

DATE	OPPONENT	W/L	SCORE
A 31	at Clemson	L	35-38
S 7	South Carolina	W	41-30
S 14	North Texas	W	45-21
S 21	LSU	W	44-41
O 5	at Tennessee	W	34-31 (OT)
O 12	Missouri	W	26-41
O 19	at Vanderbilt	L	27-51
N 2	vs. Florida	W	23-20
N 9	Appalachian State	W	45-6
N 16	at Auburn	L	38-43
N 23	Kentucky	W	59-17
N 30	at Georgia Tech	W	41-34 (OT)
J 1	vs. Nebraska	L	19-24

## 2014 (10-3; 6-2 SEC)

DATE	OPPONENT	W/L	SCORE
A 30	Clemson	W	45-21
S 13	at South Carolina	L	35-38
S 20	Troy	W	66-0
S 27	Tennessee	W	35-32
O 4	Vanderbilt	W	44-17
O 11	at Missouri	W	34-0
O 18	at Arkansas	W	45-32
N 1	vs. Florida	L	20-38
N 8	at Kentucky	W	63-51
N 15	Auburn	W	34-7
N 22	Charleston	W	55-9
N 29	Georgia Tech	L	24-30 (OT)
D 30	vs. Louisville	W	37-14

## 2015 (9-3; 5-3 SEC)

DATE	OPPONENT	W/L	SCORE
S 5	ULM	W	51-14
S 12	at Vanderbilt	W	37-14
S 19	South Carolina	W	52-20
S 26	Southern University	W	48-6
O 3	Alabama	L	10-38
O 10	at Tennessee	L	31-38
O 17	Missouri	W	9-6
O 24	vs. Florida	L	3-27
N 7	Kentucky	W	27-3
N 14	at Auburn	W	20-13
N 21	Georgia Southern	W	23-17
N 28	at Georgia Tech	W	13-7

COACHES & STAFF



# MANNY DIAZ

Defensive Coordinator/Linebackers | First Season at Miami (19th Overall)

Manny Diaz begins his first season as the Hurricanes' defensive coordinator in 2016. In addition to his duties as Miami's defensive coordinator, Diaz also will coach the linebackers.

defensive coordinator at Middle Tennessee State. Diaz coached linebackers for two years after mentoring the safeties during his first two years.

Diaz, the son of the former mayor of Miami, Manny Diaz, returns home to South Florida after 18 years of defensive experience. During his 18-year coaching career, Diaz has coached in 15 bowl games and has coached numerous all-conference and NFL players at six collegiate institutions.

In four years under Diaz, the Middle Tennessee defense led its conference in sacks and tackles for loss twice, and finished no lower than third in the league in either category during his tenure. In 2009, the Blue Raiders finished second nationally in tackles for loss, stopping more than eight-and-a-half plays per game behind the line of scrimmage. Diaz's defense also ranked sixth nationally in sacks that season, posting nearly three per game.

In 2015, Diaz's defensive unit helped Mississippi State to a 9-4 record and a victory over NC State in the Belk Bowl. His defensive unit held opponents to just 23.2 points per game and ranked in the nation's top 10 in red zone defense and tackles for loss.

Before joining Middle Tennessee, Diaz played a significant role for one of the country's top-ranked defenses by coaching safeties in 2004-05 and handling the linebackers in 2002-03 for NC State.

Diaz spent one season, 2014, at Louisiana Tech and his impact was felt in a big way. The Bulldogs led the nation in turnovers gained (42) with 16 fumble recoveries and 26 interceptions.

In 2005, the Wolfpack finished eighth nationally in total defense, sixth in third-down percentage, and 12th in scoring defense en route to a 7-5 record and a shutout win over USF in the Meineke Car Care Bowl. In 2004, his defensive unit ranked No. 1 in total defense.

Before his stop at Louisiana Tech, Diaz coached three seasons at Texas (2011-13). His 2011 defensive unit ranked ninth in total yards per play.

Diaz spent the 2000 and 2001 seasons at NCSU as a graduate assistant working primarily with the linebackers. During that time, the Wolfpack went to two bowl games and became the first ACC team to beat Florida State in Tallahassee.

In 2010, during his first stint at Mississippi State, Diaz guided a defense that ranked 22nd in the nation in scoring defense (19.9 ppg), 17th in rushing defense (214.9 ypg) and 17th in tackles for loss (7.0 pg). That was a dramatic turnaround for MSU from the season before his arrival, when the defense finished 71st in scoring defense, 62nd in rushing defense and 89th in tackles for loss. MSU also finished ranked 13th in red-zone defense (.730) and 22nd in turnovers forced (28) nationally in 2010.

Diaz began his coaching career at Florida State in 1998, working alongside former defensive coordinator Mickey Andrews for two seasons. During his stint, the Seminoles won a national championship in 1999 and were national runners-up in 1998. He also coached alongside current Miami head coach Mark Richt during his time at FSU.

Before his first stop at Mississippi State, Diaz spent four seasons as

## DIAZ FILE

Hometown: Miami, Fla.  
College: Florida State University, '95  
Birthdate: March 13, 1974  
Wife: Stephanie  
Children: Colin, Gavin and Manny

## Coaching Career

2015	Mississippi State Defensive Coordinator
2014	Louisiana Tech Defensive Coordinator/Linebackers
2011-2013	Texas Defensive Coordinator/Linebackers
2010	Mississippi State Defensive Coordinator/Linebackers
2008-2009	Middle Tennessee State Defensive Coordinator/Linebackers
2006-2007	Middle Tennessee State Defensive Coordinator/Safeties
2004-2005	NC State Safeties/Special Teams
2002-2003	NC State Linebackers
2000-2001	NC State Graduate Assistant
1998-1999	Florida State Graduate Assistant

## BOWL GAMES COACHED (15)

2015 Belk Bowl	Mississippi State
2014 Heart of Dallas Bowl	La. Tech
2013 Alamo Bowl	Texas
2012 Alamo Bowl	Texas
2011 Holiday Bowl	Texas
2010 Gator Bowl	Mississippi State
2009 New Orleans Bowl	MTSU
2006 Motor City Bowl	MTSU
2005 Meineke Car Care Bowl	NC State
2003 Tangerine Bowl	NC State
2002 Gator Bowl	NC State
2001 Tangerine Bowl	NC State
2000 Micron PC	NC State
1999 Sugar Bowl	FSU
1998 Fiesta Bowl	FSU

COACHES & STAFF





# THOMAS BROWN

Offensive Coordinator/Running Backs | First Season at Miami (Sixth Overall)



## BROWN FILE

Hometown: Atlanta, Ga.  
College: University of Georgia, '07  
Birthdate: May 15, 1986  
Wife: Jessica  
Children: Orlando and Tyson

## Coaching Career

2015	Georgia Running Backs
2014	Wisconsin Running Backs
2013	Marshall Running Backs
2012	UT Chattanooga Running Backs
2011	Georgia Assistant Strength and Conditioning

## BOWL GAMES COACHED (4)

2015 TaxSlayer Bowl	Georgia
2014 Outback Bowl	Wisconsin
2013 Military Bowl	Marshall
2011 Outback Bowl	Georgia

Thomas Brown begins his first season as the Hurricanes' offensive coordinator in 2016. In addition to his duties as Miami's offensive coordinator, Brown also will coach the running backs.

Brown begins his tenure at The U after he spent the 2015 campaign on Richt's staff at Georgia where he coached the Bulldog running backs. During Brown's time with the Bulldogs, Georgia rushed for 2,513 yards (194.3 yards per game).

This past season, he oversaw sophomore running back Sony Michel as he rushed for 1,076 yards. Michel became the 13th Bulldog in school history to rush for at least 1,000 yards in a season.

Before arriving at Georgia, Brown coached Heisman Trophy runner-up Melvin Gordon at Wisconsin in 2014. Gordon posted the second-best season ever by a running back with 2,587 rushing yards and 32 total touchdowns. He and sophomore Corey Clement combined to run for 3,536 yards to break the single-season Football Bowl Subdivision record for rushing yards by teammates that had been set the year before by Gordon and James White (3,053 yards).

The Badgers posted the two most prolific rushing performances in the country in 2014 with a school-record 644 rushing yards vs. Bowling Green and 581 vs. Nebraska, and their average of 6.91 yards per rushing attempt ranked as the fourth-best mark in FBS history.

Before joining the Wisconsin staff, Brown served as the running backs coach at Marshall in 2013 and at UT Chattanooga in 2012. He spent the 2011 season as an assistant strength and conditioning coach at Georgia.

At Marshall, Brown helped direct Conference USA's second-ranked rushing offense which averaged 205.9 rushing yards per game (ranked 24th nationally). The Herd won the C-USA East Division title with a 7-1 record and defeated Maryland, 31-20, in the Military Bowl. Brown guided Essray Taliaferro to a season that saw him average 5.2 yards per carry and score 10 touchdowns while amassing 1,140 rushing yards. Marshall was one of just seven FBS teams to boast three running backs that rushed for at least 500 yards in 2013 - and was the lone program outside the Power Five conferences to accomplish the feat.

A native of Atlanta, Ga., Brown starred at Tucker High School before enrolling at Georgia and helping the Bulldogs to the 2005 Southeastern Conference championship. He finished his career as the fifth-leading rushing in Georgia history with 2,646 career yards and led the Bulldogs in rushing in 2005 and 2006. For his career, Brown averaged 5.0 yards per carry and scored 25 touchdowns. He was elected by his teammates as the permanent offensive team captain in 2007.

He was selected in the sixth round of the 2008 NFL Draft by the Atlanta Falcons and spent the 2009 season with the Cleveland Browns before retiring to pursue coaching opportunities.

Brown earned his bachelor's degree in speech communications from UGA. He and his wife, Jessica, have two children, Orlando and Tyson.



# CRAIG KULIGOWSKI

Defensive Line | First Season at Miami (25th Overall)



## KULIGOWSKI FILE

Hometown: Southgate, Mich.  
College: University of Toledo, '91  
Birthdate: Nov. 5, 1968  
Wife: Mary  
Children: Peyton, Madeline and Max

## Coaching Career

2001-2015	Missouri Defensive Line
1996-2000	Toledo Defensive Line
1993-1995	Toledo Offensive Line/Tight Ends
1992	Toledo Recruiting Coordinator

## BOWL GAMES COACHED (11)

2014 Citrus Bowl	Missouri
2013 Cotton Bowl Classic	Missouri
2011 Independence Bowl	Missouri
2010 Insight Bowl	Missouri
2009 Texas Bowl	Missouri
2008 Alamo Bowl	Missouri
2007 Cotton Bowl Classic	Missouri
2006 Sun Bowl	Missouri
2005 Independence Bowl	Missouri
2003 Independence Bowl	Missouri
1995 Las Vegas Bowl	Toledo

Craig Kuligowski begins his first season at the Hurricanes' defensive line coach in 2016.

Kuligowski arrives in Coral Gables, Fla., after spending the past 15 years as the defensive line coach at the University of Missouri.

During his 15-year tenure with the Tigers, for whom he was the longest-tenured position coach in the SEC, Kuligowski coached 24 players to all-conference honors. In addition, Kuligowski produced four first round NFL Draft picks since 2009.

This past season at Missouri, Kuligowski's defensive line helped the Tigers rank second in the nation in team tackles for loss. The Tigers also ranked ninth in the nation in total defense.

In 2014, Mizzou led the SEC in sacks (a school-record 44), and was the stingiest defense in the league, allowing a conference-low 300.8 yards per game in league games.

The 2013 season saw the emergence of Michael Sam, who became one of the more compelling stories of the year, as he rose from little pre-season fanfare to become one of the top rush ends in the nation. He led the SEC in both sacks (11.5) and tackles for loss (19.0) and was named SEC Defensive Player of the Year, and became MU's first defensive First-Team All-American since former great Justin Smith in 2001. Sam was a finalist for the Nagurski, Lombardi and Hendricks awards.

Kony Ealy also turned in an outstanding season, which culminated with him winning First-Team All-SEC acclaim by the Associated Press.

Kuligowski's defensive line was arguably the most disruptive and deepest in the nation in 2013, as it was responsible for 39 of Mizzou's 41 season sacks (which led the SEC and ranked 12th nationally), while notching 73.5 of the team's 107 tackles for loss.

Sheldon Richardson developed into one of the top defensive tackles in the nation in 2012, and claimed First-Team All-SEC honors for his play, which included leading all SEC linemen in tackles (75).

Dominique Hamilton was an anchor on the line for Mizzou in 2011, as he led all Big 12 interior linemen with his 56 tackles.

Coach "Kool" debuted a star pupil in 2009: redshirt freshman end Aldon Smith, who turned out to be one of the top freshmen in the entire nation. Smith was named the Big 12 Conference Defensive Freshman/Newcomer of the Year, in unanimous fashion, and he also earned third-team All-American honors, as well as first-team Freshman All-American honors for his outstanding play in 2009.

Smith broke the MU single-season quarterback sacks record in 2009, with 11.5 to surpass the old mark of 11 set in 2000 by former Missouri All-American Justin Smith. Aldon Smith also had 19 tackles for loss in his first year on the field for Mizzou, and he led all of the nation's freshmen in both sacks and tackles for loss a year ago.

Kuligowski's defensive line was stout against the run in 2009, as it helped the Tiger defense to a national ranking of 26th against the run (allowing 118.62 yards per game).

In 2007, Kuligowski coached all four of his starters on the Tiger defensive line to at least honorable mention All-Big 12 honors, including Lorenzo Williams, who claimed first-team mention for his outstanding play.

Kuligowski was credited with building one of the top defensive lines in the MAC during his tenure at Toledo. In 2000, the Rockets were ranked fifth in the country in rushing defense, allowing just 81.5 yards per game and 2.46 yards per carry. They were ranked third in the country in scoring defense, third in total defense and No. 1 in turnover margin.

Kuligowski was a four-year standout at Toledo (1987-90) as an offensive tackle. He was named first team All-MAC two straight years and helped lead the Rockets to the MAC title his senior year.

Kuligowski earned a bachelor of business administration degree from Toledo in 1991. He and his wife Mary have two daughters: Peyton and Madeline, and a son, Max.



# RON DUGANS

Passing Game Coordinator/Wide Receivers | First Season at Miami (11th Overall)

## DUGANS FILE

Hometown: Tallahassee, Fla.  
College: Florida State University, '99  
Birthdate: April 27, 1977  
Wife: Yasheka  
Children: Yasmin, Y'Allana and Yanni

## Coaching Career

2014-2015	South Florida Wide Receivers
2010-2013	Louisville Wide Receivers
2007-2009	Georgia Southern Wide Receivers
2007	Cincinnati Bengals Coaching Assistant
2005-2007	Florida State Graduate Assistant

## BOWL GAMES COACHED (8)

2015 Miami Beach Bowl	USF
2013 Russell Athletic	Louisville
2012 Sugar Bowl	Louisville
2011 Belk Bowl	Louisville
2010 Beef'O'Brady's Bowl	Louisville
2007 Music City Bowl	FSU
2006 Emerald Bowl	FSU
2005 Orange Bowl	FSU

Ron Dugans begins his first season as the Hurricanes' wide receiver coach in 2016. In addition to his duties as Miami's wide receiver coach, Dugans also will serve as the passing game coordinator.

Dugans, a former wide receiver with the Cincinnati Bengals, brings 11 years of coaching experience to Coral Gables, making stops at Florida State, Georgia Southern, Louisville and USF.

The Tallahassee native spent the past two seasons at USF, where he helped the Bulls to an 8-5 record and an appearance in the 2015 Miami Beach Bowl. Under Dugans' direction in 2015, junior wide receiver Rodney Adams posted a career-high 822 yards and hauled in a school-record nine receiving touchdowns.

In his first season in Tampa, Dugans helped guide wide receiver Andre Davis to a then-school record seven touchdown catches in 2014 despite Davis missing four games with an injury.

Before his two-year stint at USF, Dugans spent three years at Louisville where he served as an assistant on Charlie Strong's staff from 2010-13.

During his final two seasons at U of L, the Cardinals posted a 23-3 record, including an 11-2 mark and a win in the 2013 Sugar Bowl. He guided wide receiver DeVante Parker to first-team All-American Athletic Conference honors in 2013, as the junior caught 55 passes for 885 yards and 12 touchdowns. Parker, who was also a 2012 first-team All-BIG EAST selection after posting 10 touchdown receptions, logged 28 touchdown catches in his first three seasons.

Prior to his time at Louisville, Dugans coached wide receivers at Georgia Southern (2007-09) for three seasons. Under Dugans' guidance, wide receiver Raja Andrews broke several school records during his senior campaign, en route to finishing 15th nationally in receptions per game and 20th in receiving yards.

Dugans served as a coaching assistant with the NFL's Cincinnati Bengals during the 2007 season. Prior to that, he coached at his alma mater, Florida State. He spent the 2006 season as a graduate assistant coach on offense, as FSU ended the season with a victory over UCLA in the Emerald Bowl. The year prior, he worked as a graduate assistant with the FSU strength and conditioning program.

Dugans reunites with Richt after he played for the first year Hurricanes' coach during his time as offensive coordinator at Florida State.

As a player from 1995-99, Dugans played his first two seasons at FSU before taking a medical redshirt during the 1997 campaign. He returned as a starting wide receiver his final two years from 1998-99 and posted 105 receptions for 1,520 yards and seven touchdowns in his career. He caught six passes for 135 yards in the 1999 Fiesta Bowl BCS National Championship Game against Tennessee and tallied five receptions for 99 yards and two touchdowns in the 2000 Sugar Bowl BCS National Championship Game.



# STACY SEARELS

Offensive Line | First Season at Miami (25th Overall)



## SEARELS FILE

Hometown: Trion, Ga.  
College: Auburn University, '90  
Birthdate: May 19, 1965  
Wife: Patricia Hale  
Children: Taylor and Savannah

## Coaching Career

2014-2015	Virginia Tech Offensive Line
2011-2013	Texas Offensive Line
2009-2010	Georgia Offensive Line/Run Game Coordinator
2007-2008	Georgia Offensive Line
2003-2006	LSU Offensive Line
2000-2002	Cincinnati Offensive Line
1994-2000	Appalachian State Offensive Line
1992-1993	Auburn Graduate Assistant

## BOWL GAMES COACHED (16)

2015 Independence Bowl	Va Tech
2014 Military Bowl	Va Tech
2013 Alamo Bowl	Texas
2012 Alamo Bowl	Texas
2011 Holiday Bowl	Texas
2010 Liberty Bowl	Georgia
2009 Independence Bowl	Georgia
2008 Capitol One Bowl	Georgia
2007 Sugar Bowl	Georgia
2006 Sugar Bowl	LSU
2005 Peach Bowl	LSU
2004 Capitol One Bowl	LSU
2003 Sugar Bowl	LSU
2002 New Orleans	Cincinnati
2001 Motor City	Cincinnati
2000 Motor City	Cincinnati

## FCS PLAYOFFS

2000 NCAA Playoffs	Appalachian State
1999 NCAA Playoffs	Appalachian State
1998 NCAA Playoffs	Appalachian State
1995 NCAA Playoffs	Appalachian State
1994 NCAA Playoffs	Appalachian State

Stacy Searels begins his first season as the Hurricanes' offensive line coach in 2016.

Searels, the former offensive line coach at Virginia Tech, Texas, Georgia and LSU, and an All-America offensive lineman as a player at Auburn, reunites with Richt for the second time his career. Searels spent the 2007-10 seasons on Georgia's staff.

The Georgia native arrives in Coral Gables after he spent the past two seasons at Virginia Tech, where his offensive line helped guide the Hokies to a pair of bowl victories.

In 2013, his final season at Texas, Searels' line enabled the Longhorns to finish 36th in the country in rushing offense and 17th in sacks allowed per game. Trey Hopkins was named first-team All-Big 12, while Donald Hawkins secured a spot on the second team.

In 2012, the offensive line, which was without a senior starter, allowed the opposition to post just 4.1 tackles for loss per game, which ranked tied for third in the country.

During his first season at Texas, Searels helped the Longhorns rank 21st nationally and third in the Big 12 with 210.4 rushing yards per game.

Searels joined the Longhorns after coaching the offensive line at Georgia for four seasons. He added the duties of running game coordinator in 2009. During his time in Athens, the Bulldogs ranked in the top 25 in the nation in fewest sacks allowed three times, including ranking sixth and leading the SEC in 2009 with just 12.

A three-year starter on the offen-

sive line at Auburn, Searels earned first-team All-America honors from both The Associated Press and Football News as a senior in 1987.

Searels blocked for Heisman Trophy winner Bo Jackson in 1985 and All-American Brent Fullwood at Auburn in 1986 before becoming a fourth-round draft pick by the San Diego Chargers in 1988. He ended his professional career in 1991 with the New York/New Jersey Knights of the World League of American Football.

Searels is married to the former Patricia Hale, and they have two daughters: Taylor and Savannah.





# TODD HARTLEY

Special Teams Coordinator/Tight Ends | First Season at Miami (Ninth Overall)



## HARTLEY FILE

Hometown: Gary, Ga.  
College: University of Georgia, '08  
Birthdate: Sept. 9, 1985  
Wife: Jessica  
Children: Tucker, Tenley and Teagan

## Coaching Career

2015	Georgia
	Director of Recruiting
2013-2014	Marshall
	Tight Ends and Recruiting Coordinator
2011-2012	Marshall
	Defensive Assistant/Safeties
2009-10	Georgia
	Graduate Assistant
2008	West Virginia
	Offensive Quality Control

## BOWL GAMES COACHED (7)

2015 TaxSlayer Bowl	Georgia
2014 Boca Raton Bowl	Marshall
2013 Military Bowl	Marshall
2011 Beef 'O' Brady's Bowl	Marshall
2010 Liberty Bowl	Georgia
2009 Independence Bowl	Georgia
2008 Car Care Bowl	West Virginia

COACHES & STAFF

Todd Hartley begins his first year as the Hurricanes' special teams coordinator and tight ends coach in 2016.

Hartley comes to Miami after serving as the director of recruiting at Georgia in 2015.

Before his return to Georgia, Hartley spent four years at Marshall serving as the tight ends coach and recruiting coordinator from 2013-14. He began his tenure at Marshall as the team's defensive assistant and safeties coach.

In 2014, he coached punter Tyler Williams to first-team All-Conference USA honors and tight end Eric Frohnapfel to C-USA and honorable mention All-Conference USA honors, making it the fourth straight year he coached at least one all-league student athlete (2013-tight end Gator Hoskins, 2012-safety Dominick LeGrande and 2011-safety Omar Brown).

His punt unit tied for first in the league in average (43.23) and his kickoff return unit ranked second in the league with a 24.61-yard average. Kickoff return man Deandre Reaves totaled 931 return yards, breaking his school record of 924 from 2013. His extra-point/field goal unit set school records in extra points made (83) and kick points (133). He also coached tight end Ryan Yurachek to Conference USA All-Freshman honors. Prior to the season, his recruiting class was ranked as the best in Conference USA by various recruiting services by a wide margin and among the best within the Group of Five.

In 2013, Hartley mentored Hoskins, a two-time John Mackey Award Watch List honoree who secured a spot on the award's semifinalist list as a senior. A third-team CollegeSportsMadness.com All-American and first-team All-Conference USA selection, the Gainesville, Fla., na-

tive finished his career with 28 touchdowns on 99 receptions totaling 1,318 yards. The only player in Herd history to top Hoskins' 28.3 percent touchdown-catches ratio was Randy Moss (31.5 percent on 168 receptions, 53 touchdown catches). His 28 touchdown catches rank third in Herd history (Moss 53, Darius Watts 47). He finished with 15 touchdown catches as a senior (fifth-most at Marshall for a single season), a total that was tied for third nationally and the most among tight ends by seven. That season, his kickoff return unit finished third in Conference USA with a 23.85-yard average.

In 2012, LeGrande earned second-team All-Conference USA honors after averaging 11.0 tackles per game (132 total), the eighth-highest mark nationally (second in C-USA) and the most nationally among defensive backs.

Georgia had an 11-win season and tallied three bowl victories during Hartley's years working with the Bulldogs, including a 41-10 rout of No. 10 Hawai'i in the 2008 Sugar Bowl. He was instrumental in preparation of the Georgia defense for the 2009 Independence Bowl at a time only one full-time assistant was on staff.

Hartley originally joined the Bulldogs as a student assistant at the end of the 2005 season and worked with the offense and special teams until the spring of 2008.

Hartley graduated from Georgia with a degree in health and physical education in May, 2008.



# MIKE RUMPH

Cornerbacks | First Season at Miami (First Overall)

## RUMPH FILE

Hometown: Boynton Beach, Fla.  
College: University of Miami, '02  
Birthdate: Nov. 8, 1979  
Wife: Veronica  
Children: Jalen and Sienna

## Coaching Career

2013-2015	American Heritage Head Coach
2011-2012	American Heritage Defensive Coordinator

Mike Rumph begins his first season as the Hurricanes' cornerbacks coach in 2016.

Rumph, a member of the Hurricanes' 2001 national championship team, returns to his alma mater after spending the past three seasons as the head coach at American Heritage High School in Plantation, Fla.

During his three seasons as head coach, Rumph guided the Patriots to three straight Florida High School Athletic Association (FH-SAA) state playoff appearances and compiled an overall record of 39-6 in one of Florida's most competitive districts.

Rumph wasted little time making his mark on the local high school coaching scene, as his 2013 and 2014 squads claimed 5A FHSAA State Championships, defeating its opponents by a combined score of 104-8 in the final game. American Heritage became just the second school in Broward County history to win back-to-back state football championships.

In 2013 and 2014, Rumph was recognized for his work on the sidelines as he was selected as a coach for the U.S. Army All-American Bowl in San Antonio.

Before taking over as the head coach at American Heritage, Rumph served as the team's defensive coordinator for two seasons.

In addition, Rumph served as the boys and girls track and field head coach. In 2011, his boys and girls track and field teams captured the state championship. Following the year, Rumph was named the 2011 *Miami Herald* Track and Field Coach of the Year.

As a player at the University of Miami, Rumph earned all-conference honors during his junior and senior seasons. As a senior, Rumph finished with 117 tackles and six interceptions as he helped the Hurricanes to the 2001 National Championship.

Following the 2001 campaign, Rumph was selected in the first round of the 2002 NFL Draft with the 27th overall selection by the San Francisco 49ers. He played four seasons in San Francisco before concluding his pro career in 2006 with the Washington Redskins.



# EPHRAIM BANDA

Safeties | First Season at Miami (Fifth Overall)



## BANDA FILE

Hometown: San Antonio, Texas  
College: Univ. of the Incarnate Word, '04  
Birthdate: Nov. 1, 1981  
Wife: Crystal  
Children: Darian

## Coaching Career

2015 Mississippi State  
Defensive Assistant

2012-2015 Texas  
Graduate Assistant (Defense/ST)

2010-2011 Incarnate Word  
Graduate Assistant

## BOWL GAMES COACHED (4)

2015 Belk Bowl Mississippi State  
2014 Texas Bowl Texas  
2013 Alamo Bowl Texas  
2012 Alamo Bowl Texas

Ephraim Banda begins his first season as the Hurricanes' safeties coach in 2016.

Banda spent the 2015 season at Mississippi State, where he served as a defensive assistant under current Hurricanes defensive coordinator Manny Diaz.

In 2015, Mississippi State posted a 9-4 record, including a victory over NC State in the Belk Bowl. The Bulldogs' defensive unit held opponents to just 23.2 points per game and ranked in the nation's top 10 in red zone defense.

In addition, MSU led the nation in fewest pass plays of 20+ yards allowed in 2015, surrendering only 24. Despite several key injuries to seniors, the secondary ranked fourth in the Southeastern Conference in passes defended with 63.

Before arriving in Starkville, Banda spent three seasons as a defensive graduate assistant at Texas from 2012-15. He filled a variety of roles, from scripting practices and organizing scouting reports to assisting with the defensive backs. He also worked with both head coach Charlie Strong and former head coach Mack Brown.

Banda was an instrumental part of the Longhorns defense staff during his time at Texas.

In 2014, Banda's assistance to the defensive staff guided the Longhorns to the nation's 24th-best ranking in total defense. The 2014 Texas squad also ranked No. 1 in scoring defense, No. 2 in total defense, No. 1 pass defense and No. 1 pass defense efficiency.

In 2012, Banda assisted with the game plan that allowed Texas to set an Alamo Bowl record with 10 sacks in the win over No. 13 Oregon State.

Under Banda's assistance in 2012, Texas also featured a defensive unit that allowed just 212.0 passing yards per game, while facing five of the nation's top-10 passing offenses that season.

In addition to his work on defense, Banda also assisted with the Longhorn special teams.

During his tenure at Texas, Banda coached first round NFL Draft pick Kenny Vaccaro.

Banda is a graduate of Incarnate Word in San Antonio. He got his coaching start there after his playing days in 2011.



# JON RICHT

Quarterbacks | First Season at Miami (Third Overall)

Jon Richt begins his first season as the Hurricanes' quarterbacks coach heading into the 2016 season.

Richt joins his father's staff for the second time in his coaching career after he spent the 2015 campaign with the Buffalo Bills as an offensive assistant.

During his lone season in Buffalo, the Bills posted an 8-8 record under first-year head coach Rex Ryan.

He spent the 2014 season serving on Georgia's staff as a quality control assistant.

During the 2014 campaign, Georgia posted a 10-3 overall record and went 6-2 in SEC play, placing second in the East Division.

The 2014 season was a record-breaking year for the Bulldogs' offensive unit as Georgia posted 537 points and averaged 41.3 points per game - both of which are school records. Georgia's 41.3 points per game ranked eighth in the NCAA.

Richt was a three-star member of Clemson's 2008 recruiting class before he transferred to Mars Hill College to finish out his collegiate career.

## **RICHT FILE**

Hometown: Watkinsonville, Ga.

College: Mars Hill College, '12

Birthdate: March 11, 1990

Wife: Anna

Children: Jady

## **Coaching Career**

2015 Buffalo Bills  
Offensive assistant

2014 Georgia  
Quality Control

## **BOWL GAMES COACHED (1)**

2014 Belk Bowl Georgia

COACHES & STAFF



# FOOTBALL SUPPORT STAFF



## ALEX DEVINE

GRADUATE ASSISTANT / DEFENSIVE LINE  
Mississippi State (2015)

Alex Devine begins his first season as the Hurricanes' defensive line graduate assistant in 2016. He arrives in Coral Gables following two seasons as a student assistant at Mississippi State.

During his two seasons as a student assistant, Devine worked primarily with the Bulldogs' defensive line.

Devine played two seasons at Mississippi Delta Community College where he started at offensive line during the 2011 and 2012 seasons.

The Winona, Miss. native earned his degree in sport studies in 2015.



## JAKE FLAHERTY

GRADUATE ASSISTANT / WIDE RECEIVERS  
Bucknell (2014)

Jake Flaherty is in his second season serving as a graduate assistant for the Hurricanes football team. In his current capacity, Flaherty works with the team's slot receivers.

He arrived in Coral Gables after serving as an offensive quality control assistant at Montana State University. Under Flaherty's assistance, the Bobcats offensive unit averaged nearly 500 yards per game (488.3). MSU finished the year with an 8-4 record and just missed out on a bid to the NCAA Championship.

In addition, Flaherty spent the summer of 2013 working as a Dallas Cowboys Training Camp intern. During the summer of 2013, Flaherty worked closely with the Cowboys wide receivers under assistant coach Derek Dooley.

As a student-athlete, Flaherty played four years at wide receiver at Bucknell University.



## GREG NOSAL

GRADUATE ASSISTANT / OFFENSIVE LINE  
Virginia Tech (2011)

Greg Nosal joined the Hurricanes' coaching staff as an offensive line graduate assistant in the spring of 2016.

In his current role, Nosal is responsible for film grading and assisting with the scout team defense.

Nosal joined the staff after spending three years as a graduate assistant at Virginia Tech, spending the last two seasons under the direction of current UM offensive line coach Stacy Searels. In his first season at Virginia Tech, Nosal worked with the Hokies' tight ends and assisted with the scout team secondary.

Prior to beginning his coaching career, Nosal played offensive line

for Virginia Tech from 2007-11 and helped guide the Hokies to three ACC Championships and four BCS bowl appearances (three Orange Bowls and one Sugar Bowl). As a senior in 2011, Nosal earned All-ACC honors.

Following his collegiate career, Nosal earned his undergraduate degree in business management. A native of Virginia Beach, Va., Nosal was an all-state tight end at Kellam High School.



## MIKE ZUCKERMAN

GRADUATE ASSISTANT / SAFETIES  
Miami (2012)

Mike Zuckerman is in his second season serving as a graduate assistant for the Hurricanes football team. In his current capacity, Zuckerman works with the team's safeties.

Zuckerman returned to Miami after spending nearly two years as a member of the Rutgers coaching staff. He was a player development assistant in 2013 and was elevated to graduate assistant in 2014 before leaving for Miami.

Prior to Rutgers, Zuckerman spent three years working as a student with the Hurricanes. He earned his start as a volunteer operations assistant before serving as a volunteer offensive assistant for the Hurricanes. Zuckerman got his start in coaching at New Rochelle (N.Y.) High School in 2008, working with the offensive and defensive lines as an assistant coach.

A 2012 graduate of Miami, Zuckerman was a four-year member of the New Rochelle HS football team, serving as a team captain as a senior.



## STEVE DELL

QUALITY CONTROL / OFFENSE  
Pittsburgh (2009)

Steve Dell is in his first season as an offensive quality control analyst at the University of Miami.


Dell arrived in Coral Gables after spending the 2014 season at Florida Atlantic where he served as a graduate assistant, working with the outside linebackers and nickel backs. In 2015, Dell worked in Miami's player personnel department.

Prior to moving to South Florida, Dell spent a year at Dodge City Community College where he spent the 2013 campaign as the special teams coordinator and linebackers coach.

In 2011, Dell served as a student/graduate assistant at Pittsburgh where he primarily worked with the linebackers, working under former Miami Hurricane standout Bernard Clark.

Dell played at the University of Pittsburgh from 2005-09, where he played outside linebacker and served as a co-captain in 2009. He would go on to graduate from Pittsburgh in 2009 with a degree in sociology and received his master's in social work from Pittsburgh in 2011.

# FOOTBALL SUPPORT STAFF



## MATTHEW GAZZILLO


QUALITY CONTROL / DEFENSE

Florida State (2014)

Matthew Gazzillo is in his second season as the defensive quality control analyst for the Miami Hurricanes football team. Prior to his current role, he served as a volunteer in the football office during the 2014 campaign.

A native of Fort Lauderdale, Fla., Gazzillo graduated with a degree in English from Florida State University in 2014. Prior to his arrival at FSU, Gazzillo starred on the St. Thomas Aquinas football team as a defensive lineman, helping the team to a pair of state championships.

During his time at St. Thomas Aquinas, Gazzillo was teammates with former Hurricanes Brandon Linder and Phillip Dorsett.




## BRANDON LUMISH

QUALITY CONTROL / OFFENSE

Miami (2013)

Brandon Lumish is in his second season as an offensive quality control analyst for the Miami Hurricanes football program. He served as an intern for the offensive coaching staff during spring of 2014 and was a student assistant in 2013.

A Miami native, Lumish graduated from the University of Miami in 2013 with a bachelor's degree in communications and a double minor in psychology and sports administration.



## JONATHAN PATKE

QUALITY CONTROL / DEFENSE

Stephen F. Austin (2008)

Jonathan Patke joined the Miami football coaching staff before the start of spring practice in 2016.

He currently serves as the team's quality control analyst for Hurricanes' defensive unit. In his current role, Patke works directly with Miami defensive coordinator Manny Diaz and assists with the Hurricane linebackers.

In addition, Patke breaks down film and provides scouting reports to the defensive staff.

Patke arrived in Coral Gables after spending the 2015 season at Mississippi State where he also worked with Diaz on the defensive side of the ball, serving as a graduate assistant.

During his lone season in Starkville, Patke helped guide the Bulldogs to a 9-4 record and a victory in the 2015 Belk Bowl in Charlotte, N.C. In addition, the Bulldogs' set the school record for tackles for loss and ranked 10th nationally during the 2015 campaign.

Before joining the coaching staff at Mississippi State, Patke also

worked with Diaz at Louisiana Tech during the 2014 campaign and helped guide the Bulldogs to a 9-5 record. Louisiana Tech also captured the 2014 Heart of Dallas Bowl, defeating Illinois 35-18.

Louisiana Tech defensive unit ranked No. 1 in the country in turnovers gained and interceptions. The Bulldogs also ranked second nationally in tackles for loss.

Patke began his coaching career in 2011 at University of The Incarnate Word, working with current Miami safety coach Ephraim Banda. He spent two years at UIW and earned his master's degree in business administration with an emphasis on sports management.

Patke received his undergraduate degree in business administration from Stephen F. Austin State University in 2008. He also played linebacker at SFA for four years (2004-08) and was a three-year starter.



## GUS FELDER

DIRECTOR OF STRENGTH & CONDITIONING

Penn State (2001)

Gus Felder begins his first season as the Hurricanes' director of strength and conditioning in 2016.

Felder arrives in Coral Gables after he spent the past two seasons at the University of Georgia, where he served as the assistant director of strength and conditioning.

Felder, brings over a decade of coaching experience to the University of Miami strength and conditioning program.

Felder obtained his master's degree in educational leadership with a concentration in health education from Penn State while serving as a graduate assistant and assistant football coach. He was also groomed there as an undergraduate and earned his bachelor's in kinesiology in 2001.

Felder played four years with the Nittany Lions from 1998-2002 and was named to the All-Big Ten team in 2001 and 2002 at the left tackle and guard positions.

After a short stint in the NFL with the Cleveland Browns, he began his coaching career in the high school ranks with Simon Gratz High School (Philadelphia), Melbourne High School (Florida), and State College Area High School (State College Pa) in head and assistant coaching positions. Felder also spent time at Cheyney University and Clark Atlanta University, serving as the director strength and conditioning and assistant football coach, with both universities.

He is a native of North Philadelphia, Pa., having prepped at Berwick Area High School where he was an All-America offensive lineman.

Felder is most inspired by his high school football coach George Curry and his words: "When you work hard, great things happen."

Felder and his wife Kelly have five children Destiny, Jazmine, Alexa, EJ and Faith.

# FOOTBALL SUPPORT STAFF



## JOHN THOMAS

ASSOCIATE STRENGTH & CONDITIONING COACH  
Muskingum College

John Thomas arrives in Coral Gables after spending the past four years on head football coach Mark Richt's staff at Georgia, where he served as the senior associate director of strength and conditioning.

In his four years on the UGA staff, Thomas worked with 21 All-SEC players (eight first team) and had 15 players selected in the NFL draft.

Prior to his time at Georgia, Thomas served as the head football strength and conditioning coach at Penn State for 20 years.

At Penn State, his strenuous program was known for producing fourth-quarter success. Penn State won seven games decided by 10 points or less in 2011, and his teams won 22 such games between 2005-11. His efforts were recognized with his 2002 selection as Master of Strength and Conditioning Coach, a title held by fewer than 30 people worldwide. He also was chosen the 1997 National Collegiate Strength and Conditioning Coach of the Year.

During his tenure at Penn State in the weight room, he coached 124 All-Big Ten players, 81 NFL draft picks including 17 first rounders. The Nittany Lions earned 16 post-season bowl invitations during that time. Twenty-five of his former graduate assistants have become college or professional level strength coaches or personal trainers, all with master's degrees.

Thomas spent three seasons at the U.S. Military Academy, the last two as the head of the strength and conditioning program in 1989-91. A Muskingum College graduate, he started at defensive tackle for two years and at offensive guard for two seasons and was an All-Ohio Valley Athletic Conference first-team pick and a second-team Division II All-American. He was inducted into the Muskingum Athletic Hall of Fame in October 2008.

Thomas spent two years as a graduate assistant football and strength coach at Toledo. At the University of the South (1986-88), he coached football and served as a strength coach in football and baseball.

He is married to the former Kelly Sims of Huntland, Tenn., and they have three children: Jacob, Logan and Grace.



## KELIN JOHNSON

ASSISTANT STRENGTH & CONDITIONING COACH  
Georgia (2007)

Kelin Johnson begins his first season at the University of Miami in 2016. In his current capacity, Johnson serves as the assistant director of strength and conditioning.

Johnson arrives in Coral Gables following two seasons (2014-15) at the University of Georgia.

In his first season in Athens, Ga., Johnson served as a defensive graduate assistant before moving on to serve as the team's associate strength and conditioning specialist during the 2015 season. During the 2014 season, Johnson coached the safeties at Georgia.

The Daytona Beach, Fla., native played safety for Georgia from 2004-07, appeared in 48 games and made 24 starts. In his senior season of

2007, Johnson served as UGA's defensive captain and led the Bulldogs with four interceptions. In addition, Johnson helped the Bulldogs to the 2005 SEC championship.

As a prep athlete, Johnson helped guide Mainland High School to the 2003 state championship and earned first-team all-state honors as a defensive back.



## KYLE BELLAMY

DIRECTOR OF FOOTBALL NUTRITION & PERFORMANCE  
Miami (2009)

Kyle Bellamy is in his third season at the University of Miami and his first as the Hurricanes' director of football nutrition & performance.

In his current capacity, Bellamy oversees the sports nutrition needs for Miami's entire athletics department, including nutrition education, counseling, training tables, body composition analysis and supplement evaluation.

Bellamy, a 2009 Miami alum and former Hurricanes baseball player, is no stranger to the Coral Gables community, as he spent the previous two seasons working in the Hurricanes' strength and conditioning department as a full-time intern.

The Florida native also spent time as a pitching coordinator at Baseball .365 where he oversaw pitchers at the baseball academy in Doral, Fla.

As a player at Miami, Bellamy participated in College World Series with the No. 1-ranked Hurricanes in 2008, when he was a second-team All-American and was invited to play for Team USA. In 2009, Bellamy earned first-team All-America honors, and was named to watch lists for a number of major honors, including the Golden Spikes Award, the Dick Howser Trophy and Stopper of the Year Award.

Following his collegiate career, the Chicago White Sox selected Bellamy in the fifth round of the 2009 MLB First-Year Player Draft.

During his time with the White Sox, Bellamy was recognized as the "Hardest Working Pitcher in the Organization" in 2010 and 2012.



## DON CORZINE

DIRECTOR OF FOOTBALL OPERATIONS  
Indiana (1999)

Former Arizona Cardinals scout Don Corzine is in his fifth year as the Director of Operations for the University of Miami football program.

In his current role, Corzine oversees the day-to-day operations of the Miami football team with responsibilities including team travel, staff coordination and budget control.

Prior to joining the Hurricanes' staff, Corzine had spent the previous seven years with the Arizona Cardinals and was the organization's east coast scout for his last four years. He joined the organization in June 2005 as its northeast scout.

Prior to his jump to the NFL, Corzine served as the Director of Football Operations at Connecticut from 2000-2005 under current Maryland Terrapins head coach Randy Edsall. While at UConn, Corzine was responsible for coordinating team travel, pre-season camp and player

# FOOTBALL SUPPORT STAFF

housing. He also designed and implemented a recruiting evaluation system, while organizing and coordinating clinics and recruiting visits.

Before being named Director of Football Operations at UConn, he was an assistant coach and recruiting coordinator for the Huskies from March 1999 to May 2000. During his six-year tenure in Storrs, Conn., he directed the Randy Edsall Football Camp; he organized and administered housing, budgeting and scheduling for the camp, while also hiring and assigning camp staff.

A native of Canton, Ohio, Corzine graduated from Indiana University in 1999 with a bachelor's degree in sport management. Following graduation, he spent eight months as a graduate assistant at Ball State.



## MATT DOHERTY

DIRECTOR OF PLAYER PERSONNEL

Miami (2008)

Matt Doherty is in his first season as the Hurricanes' director of player personnel.

Doherty, who graduated from Miami's School of Business Administration in 2008, returns to The U after he spent the 2015 season as recruiting coordinator under Jim Harbaugh at the University of Michigan.

During his time in Ann Arbor, Doherty was instrumental in helping the Wolverines land the nation's No. 4 overall recruiting class according to Rivals.com. He also helped the Wolverines land the country's consensus No. 1 overall prospect in Rashan Gary.

Before departing to Michigan, Doherty spent four seasons with the Miami Hurricanes football program, including one as the director of player personnel. Doherty initially joined the Hurricanes' staff as the coordinator of football operations in February 2011.

Before joining the Hurricanes, Doherty spent the 2009-10 season as a scouting assistant with the New England Patriots, where he contributed to the evaluation of both professional and collegiate prospects, and aided in preparations for the NFL Draft.

Doherty is native of Andover, Mass.



## KAREEM BROWN

DIRECTOR OF PLAYER DEVELOPMENT (DEF.)

Miami (2006)

Former Miami defensive standout Kareem Brown is in his third season on the Hurricanes coaching staff and his first as the program's director of player development (defense).

Prior to his return to Coral Gables, Brown spent the 2012 season as a defensive line assistant at FIU.

During his time at FIU, Brown worked directly with defensive coordinator Todd Orlando and assisted the defensive staff in preparation for opponents. He signaled calls to the defensive line on gameday and worked with FIU's defensive line coach in developing run game and pass rush schemes.

Brown spent five years in the NFL with three different teams.


He was selected in the fourth round of the 2007 NFL Draft by the

New England Patriots. He spent the 2008 and 2009 seasons with the New York Jets and the 2010 and 2011 seasons with the Tennessee Titans.

Brown played football for Miami from 2002-05. In 2004, he was recognized as the team's Most Improved Defensive Player. In 2005, he earned Defensive Lineman of the Year honors.

As a senior in 2005, Brown tallied 60 tackles, 12.5 tackles for loss and a team-best 11.0 sacks, while also posting 16 QB hurries. As a junior in 2004, he made 39 tackles, 11.0 tackles for loss and 3.0 sacks, while recovering two fumbles. He was a starter in the 2006 Under Armour Senior Bowl in Mobile, Ala.

A Miami native, Brown was a four-year starter at Miami Norland Senior High School. He graduated from UM with a bachelor's degree in liberal arts in May 2006.



## JOEL RODRIGUEZ

DIRECTOR OF PLAYER DEVELOPMENT (OFF.)

Miami (2005)

Joel Rodriguez, a former lineman at the University of Miami, begins his second year as a member of the Hurricanes staff in 2016 where he will serve as the team's director of player development (offense).

Rodriguez returned to Coral Gables following an impressive three-year tenure at Fordham University, where he primarily worked with the offensive line and served as the run game coordinator. Under his watchful eye, the Fordham offense enjoyed a record-setting year with four of the five starting linemen earning All-Patriot League honors in 2014. The line blocked for freshman running back Chase Edmonds, who won the 2014 Jerry Rice Award as the top NCAA FCS freshman as well as the 2014 Patriot League Rookie of the Year award.

In 2014, the Rams led the Patriot League in passing offense, total offense and scoring offense, while on the national level the Rams ranked fourth in passing offense (326.1 yards/game) in the NCAA FCS and ranked among the top ten in scoring offense (40.6 points/game - fifth), team passing efficiency (156.23 - third), total offense (494.1 yards/game - seventh) and first downs (331 - ninth).

In 2013, the Fordham running game was a key to the Rams' success as the team set school records for scoring (526 points), passing offense (5,052 yards) and total offense (7,214), with linemen Mason Halter and Tom Fisher leading the way as each earned First Team All-Patriot accolades at season's end with Halter also receiving All-America honors. The Rams also led the NCAA FCS in total offense, averaging 376.4 yards/game.

In 2012, Rodriguez coached an offensive line that helped the Fordham offense average 435.7 yards/game, second-best in the Patriot League and 18th-best in the NCAA FCS, while the Rams scored 31.2 ppg, second in the league and 32nd in the NCAA FCS.

Rodriguez arrived at Fordham after serving as the offensive line coach at Bryant University for four years, helping the Bulldogs make the transition from NCAA Div. II to NCAA FCS. In 2011, Rodriguez guided an offensive line that helped running back Jordan Brown lead the NCAA FCS in rushing, averaging 165.0 yards/game. In 2010, the Bulldogs allowed just 14 sacks in eight conference games, ranking in the top half of the league in that category.

In his first year at Bryant, the Bulldogs enjoyed a tremendously successful inaugural season competing at the Division I level, posting a 7-4 record overall, thanks in part to a strong running game. Prior to his four years at Bryant, Rodriguez was a graduate assistant coach at



# FOOTBALL SUPPORT STAFF

Mississippi in the spring of 2007.

A 2005 graduate of the University of Miami, Rodriguez was a standout offensive lineman with the Hurricanes from 2001-04, garnering Verizon Academic All-District honors during his career and being named to three BIG EAST All-Academic teams and one ACC All-Academic squad.

After serving as a backup during his first two years, Rodriguez was the starting center and anchor on the offensive line as a junior and senior. Rodriguez played in 11 games as a junior with 10 starts before suffering a season-ending injury against Rutgers. He was named offensive MVP by the Miami coaching staff after an outstanding game in the team's win over in-state rival Florida in 2003.

Rodriguez signed a free-agent contract with the NFL's Tennessee Titans following graduation and was a member of the practice squad in 2005 before being allocated to the NFL Europe Berlin Thunder in 2006.

Rodriguez is a graduate of Monsignor Pace High School where he was named the top-ranked center and fifth-best offensive lineman by Florida Prep Football.



## JORGE BAEZ

ASSISTANT DIRECTOR OF PLAYER PERSONNEL /  
RECRUITING OPERATIONS  
FIU (2003)

Jorge Baez begins third season with the Miami Hurricanes' football program and his first under head coach Mark Richt, serving as the assistant director of player personnel - recruiting operations.

In 2015, Baez held the role of director of on-campus recruiting with the Hurricanes' football program.

Baez spent the 2014 season with Miami as the program's assistant director of player personnel. In this capacity, Baez assisted with recruiting and gameday operations.

The Miami native also spent the 2003-05 seasons under head coach Larry Coker. During these three seasons with the Hurricanes, Baez gained valuable experience as he assisted in a variety of capacities and helped Miami make three straight bowl appearances, including the 2003 FedEx Orange Bowl, while the Hurricanes posted a record of 31-7 during that stint.

Prior to joining the Hurricanes staff in 2014, Baez spent the 2013 season as Gulliver Prep's offensive coordinator.

Before arriving at Gulliver Prep, Baez spent two seasons at Southern University in Baton Rouge, La.

During his two-year stint at Southern University, Baez served as the program's passing game co-coordinator and wide receivers coach.

In his first season as the program's wide receiver's coach, Baez made an immediate impact on the performance of the Southern receiving corps as the passing offense ranked No. 28 nationally and No. 1 in the SWAC, averaging 248.0 yards per game.

In his two seasons at Southern, Baez tutored three All-SWAC wide receivers (Mike Berry - 2011, LaQuiton Evans - 2011 and Lee Doss - 2012). In addition, Baez recruited and coached All-American wide receiver and Miami native Willie Quinn.

Before his arrival at Southern, Baez served as the offensive coordinator and recruiting coordinator at Lambuth University in Jackson, Tenn.

Prior to Baez' stop at Lambuth, the energetic coach held stints guiding prospects to successful collegiate and professional careers.

In 2009, Baez mentored a pair of record-setting receivers at Ole Miss in Shay Hodge and Dexter McCluster. Hodge and McCluster would

eventually go on to earn first-team All-SEC honors. Hodge became the first player in Ole Miss history to top 1,000 yards receiving (1,135) and led the SEC in both yards and catches (70), while ranking third in the conference with eight TD receptions. He finished as the Ole Miss all-time leader in receiving yards.

A dual-purpose threat, McCluster became the first SEC player ever with 1,000 yards rushing and 500 yards receiving in the same season. He ended his career No. 2 on the Ole Miss all-time all-purpose yardage list.

In 2008, Baez helped Houston Nutt's Rebels reverse their fortunes, as the team posted a 9-4 record, won the Cotton Bowl and earned a No. 14 final national ranking.

In his second season with the Rebels, Baez mentored a Rebel receiving corps that produced current Miami Dolphins wide receiver Mike Wallace. Wallace entered the NFL after he was selected by the Pittsburgh Steelers in the third round.

Baez coached one season at the prep level before arriving in Oxford. He served as the receivers coach at Miami Palmetto High School in 2006 before holding the same post at Gulliver Prep in spring 2007.

As a player, Baez competed for Upper Iowa University 1998-2000 and later earned a bachelor's degree in 2003 from Florida International University, where he also worked one season with the football staff as a student assistant.

Baez is married to the former Laura Jaca, and the couple has two sons, Robert and Jorge, and a daughter, Chloe.



## CHIP FRANCOFORTE

ASSISTANT DIRECTOR OF PLAYER PERSONNEL  
Fredonia State (2011)

Chip Francoforte is in his first season as the Hurricanes' assistant director of player personnel. He joined the staff in the spring of 2016.

In his current capacity, Francoforte assists the director of player personnel with the planning of coaches recruiting travel. He also oversees the management of the team's recruiting database, while evaluating and identifying scholarship and walk-on prospects.

Francoforte arrived in Coral Gables after serving as the assistant recruiting operations coordinator with the University of Georgia football program from August 2015 to March 2016 where he assisted in securing the nation's seventh-ranked recruiting class in 2016. During his time in Athens, Ga., Francoforte was instrumental in coming up with the team's strategic plan for social media.

Prior to this stop at Georgia, Francoforte spent two years as a recruiting assistant at the State University of New York at Buffalo, where he served in a number of different capacities, including scouting, film evaluation and academics.

Francoforte began his career with the Buffalo Bills in July of 2012 as a football operations and player personnel intern.

Francoforte earned his bachelor's degree in sports management from Fredonia State University in 2011 and his master's degree in sports management from Canisius College in 2012.

# FOOTBALL SUPPORT STAFF



## **BROOKE WILSON**

**ASSISTANT DIRECTOR OF FOOTBALL OPERATIONS  
/ RECRUITING RELATIONS**

**Westfield State (2010)**

Brooke Wilson is in her second season as the Miami Hurricanes' Assistant Director of Football Operations/Recruiting.

In her role with the team, Wilson assists with day-to-day team operations, team travel, coordinating on-campus recruiting visits and has direct oversight of the team's recruiting assistants.

Prior to her arrival in Coral Gables, Wilson spent two and a half years at Florida Atlantic University where she held the titles of academic advising intern and Interim Director of Football Operations.

While serving as an athletic academic advising intern during the 2012-13 academic season, Wilson mentored 19 at-risk student-athletes. She also facilitated student-athlete academic progress reports and assisted freshman student-athletes with their transition from high school to college.

In addition, Wilson served as a life skills liaison where she coordinated a series of professional development speakers for FAU's 2013 Spring Workshop Series.

Prior to the 2013 season, Wilson transitioned to the FAU football team where she played a key role in all of the team's day-to-day activities, serving as the school's Intercollegiate Athletics Coordinator for Football.

Following the 2013 campaign, Wilson was elevated to the title of Interim Director of Football Operations – a role she held for the entire 2014 season.

During 2014, Wilson organized and implemented all team travel, meals, hotels and gameday operations for over 140 individuals, which included players and team personnel. In addition, Wilson structured and implemented all official and unofficial recruiting visits, while managing FAU head coach Charlie Partridge's daily schedule.

Wilson received her bachelor's degree in communications from Westfield State University in 2010 and her master's degree in counseling in 2012.

While obtaining her master's degree at Bloomsburg University, Wilson served as a graduate assistant in the sports information office.

She also assisted the Student-Athlete Advisory Committee in implementing fundraising and community engagement events, frequently developing content for the SAAC website and athletics page.

Wilson – a New England native – resides in Pompano Beach, Fla.



## **VINNY SCAVO**

**ASSOCIATE ATHLETICS DIRECTOR FOR ATHLETIC  
TRAINING**

**Florida State (1983)**

Vincent "Vinny" Scavo begins his 11th season working within the University of Miami's athletic training staff and his first as the department's Associate Athletic Director for Athletic Training. Scavo also serves as the team's head football athletic trainer.

Scavo rejoined the University of Miami's athletic training staff as its associate athletic trainer and head football athletic trainer prior to the start of the 2011 season.

Scavo has extensive experience as an athletic trainer at the professional, college and high school levels, previously serving as Miami's baseball athletic trainer from 1984-87, including during the Hurricanes' 1985 national championship season.

From 2008-11, Scavo worked as the director of sports medicine services and head athletic trainer at the University of Miami Miller School of Medicine. With the division serving as the official sports medicine provider for the Hurricanes, Scavo worked closely with the team doctors and student-athletes -- relationships that continue in his current capacity within the athletic department.

Scavo worked with both the New York Yankees (1981-83) and Florida Marlins (1992-96) organizations, earning Minor League Athletic Trainer of the Year honors by the Professional Baseball Athletic Trainer Society and Florida State League Class A Baseball Athletic Trainer of the Year in 1994.

After two years as the rehabilitation coordinator for the Marlins' minor and major league teams (1994-96), he was named Director of Sports Medicine at Doctors Hospital and then served as the head athletic trainer at several South Florida high schools for 13 years, working at Miami Southridge (1996-2001), Chaminade-Madonna (2001-06) and Coral Gables (2006-08). Over that time, he developed the curriculum for the Miami-Dade County Public Schools' Coaches Certification Course and the MDCPS Injury Reporting System. In 2006, Scavo was named Florida's High School Athletic Trainer of the Year.

Additionally, he has worked as a certified athletic trainer with the Florida High School Athletic Association (FHSA) state wrestling tournament since 1998 and worked with USA Baseball during the 1987 Pan American Games, 1991 Olympic trials and 1994 National trials.

Scavo is also an approved clinical instructor and has taught classes in sports medicine at both the high school and college levels since 1987. He served on the executive board of the Athletic Trainers of Florida for six years and has been a member of the Barry University Sports Medicine Advisory Committee since 2000.

Originally from Staten Island, N.Y., Scavo is a 1983 graduate of Florida State with a bachelor's degree in education. He is certified from the National Athletic Trainers' Association and is a licensed athletic trainer.

Scavo and his wife Tammy have three children - Alyssa, Alec and Ariene. In 2014, Scavo was inducted into the Iron Arrow Society.

# FOOTBALL SUPPORT STAFF



## DUSTIN WEST

ASSISTANT ATHLETIC TRAINER  
Middle Tennessee State (2010)

Dustin West is in his fifth year as an assistant athletic trainer for football at the University of Miami. He joined Vinny Scavo's staff in June 2012.

He is in charge of all athletic training purchasing and manages the athletic training facility inventory. He also supervises three graduate assistant trainers. During his first year at Miami, he was the trainer for both football and track & field.

Prior to arriving in Coral Gables, he was a graduate assistant trainer for football at Auburn from 2010-12. He was a student athletic trainer for the Middle Tennessee men's basketball team during the 2009-10 season.

In addition, West served as a training camp intern with the New Orleans Saints during training 2009.

The Gray, Tenn., native graduated in 2010 from Middle Tennessee with a bachelor's degree in athletic training and later graduated in 2012 from Auburn with a master's in higher education.



## KARL RENNALLS

ASSISTANT ATHLETIC TRAINER  
Miami (2011)

Karl Rennalls is in his fourth year as an Assistant Athletic Trainer at the University of Miami, working with the football and track and field programs. Rennalls previously served as an athletic training student intern in 2011-12.

Prior to returning to Miami, Rennalls spent the 2012 season as an intern with the Washington Redskins. While interning with the Redskins, Rennalls earned his master's degree in exercise science and health promotion with a concentration in rehabilitation science from the California University of Pennsylvania.

Rennalls is certified by the National Academy of Sports Medicine as a Corrective Exercise Specialist. A native of Cortlandt Manor, N.Y., Rennalls earned his bachelor's degree in athletic training from the University of Miami in 2011.



## DAVID CASE

DIRECTOR OF EQUIPMENT  
NC State (2004)

David Case is in his fourth year as the director of equipment at the University of Miami. In June 2014, he was voted AEMA District 3 Equipment Manager of the Year.

Prior to his appointment in Coral Gables, Case was the director of equipment operations at Florida Atlantic University from March 2011-December 2012. At FAU, Case oversaw and maintained equipment, apparel and field preparations for all 19 Division I varsity sports.

Prior to Florida Atlantic, he was the assistant equipment manager for nearly four years (June 2007-March 2011) at Baylor University. While at Baylor, he supervised the student managers, prepared all fields for practice and games, assisted in all football camps and coordinated visiting locker room operations for all opponents.

Case has also spent in time as an assistant equipment manager for the Carolina Cobras (2000-02), visiting clubhouse manager for the Carolina Mudcats (2003-04) of the Class A Carolina League and the Mississippi Braves (2005-06) of the Double-A Southern League and was an equipment manager intern at UCF (August 2006-June 2007).

His start in college athletics came as a student equipment manager at NC State, where he spent four seasons working with Wolfpack football. He was the head student equipment manager during the 2002-03 season. He graduated from NC State in 2004 with a bachelor's degree in mass communication. He and his wife, Erin, have one daughter, Hayley.



## DREW ROSSETTI

VIDEO COORDINATOR  
Florida State (2005)

Andrew Rossetti is in his fourth year as video coordinator, having joined the University of Miami staff in March 2013. He handles the day-to-day video needs of the football staff and the entire UM athletics department.

Rossetti came to Coral Gables from the University of Kansas, where he was the football video coordinator during the 2012 season. While at KU, he was responsible for the day-to-day video needs of the football staff and oversaw the filming for all football practices and games.

From 2009-2011, he was the video director at Middle Tennessee, where he was in charge of all aspects of video operations and assisted in scoreboard productions for basketball games and special events. Before moving to Middle Tennessee, he spent a year as the assistant football video coordinator at Washington State.

In 2005, he co-founded Professional Sports Inc. (PSI Videos), a company specializing in editing video footage. He left PSI in 2008 for Washington State.

He is a 2005 graduate of Florida State with a bachelor's degree in mass media communications and a minor in criminology. He earned his associate's degree from Palm Beach Community College in 2002. During his time at Florida State, he worked for WFSU television station and WFVS 89.7 FSU radio.

# FOOTBALL SUPPORT STAFF



## JUSTIN WELLS

FOOTBALL OPERATIONS ASSISTANT  
Connecticut (2013)

Justin Wells is in his third year on the Miami Hurricanes football staff and his second as the football operations assistant.

In his current capacity, Wells coordinates the daily office responsibilities and assists with the student volunteer program.

During the 2014 campaign, Wells served as a football operations volunteer and was responsible with assisting in the day-to-day operations and coordinating the team's nutrition following practice.

Wells arrived in Coral Gables after a stint with the Arizona Rattlers of the Arena Football League in Phoenix, Ariz. During his time with the Rattlers, Wells worked with football operations, scouting and equipment.

A native of Beacon Falls, Conn., Wells graduated from the University of Connecticut in 2013 with a degree in sport management and a minor in business.

During his time as a student at UConn, Wells worked two years in the Huskies' Athletics Department, serving as an event operations intern.



## SEBRINA BEYER

ADMINISTRATIVE ASSISTANT  
South Carolina

Sebrina Beyer joined the University of Miami football staff in February 2016. Sebrina is responsible for managing the head coach's schedule, travel, correspondence, speaking engagements and expense reports.

Prior to UM, she spent 16 years as the Director of Public and Media Relations for the Chicago Bulls. Sebrina served as liaison between the Bulls, local, national and international media. She was also responsible for facilitating player and staff interviews, photo shoots and press conferences. In addition, Sebrina managed the department's budget, staff and publications and traveled with team to handle public relations for road games. Before joining the Public and Media Relations Department, Sebrina spent five seasons as Coordinator of Community Relations for the Chicago Bulls. She began her career with the Bulls as an intern in the community relations department.

A native of South Carolina, she graduated from the University of South Carolina with a B.A. degree in Broadcast Journalism and while at USC, worked three years as a student assistant in the sports information department and the football recruiting office. She also earned a master's degree in Sports Management from the United States Sports Academy.

Sebrina resides in Miami with her husband David Beyer, who is Director of Basketball Operations for the Miami Heat. The couple has twin boys, Jordan and Bryce and a boxer named Buster.





## **2015 SEASON IN REVIEW**

SEASON STATISTICS.....	67-72
GAME RESULTS.....	73-79



# 2015 STATISTICS (OVERALL: 8-5, ACC: 5-3, HOME: 5-1, AWAY: 3-3, NEUTRAL 0-1)

## RESULTS

DATE	RANK		OPPONENT	W/L	SCORE	ATT
	UM	OPP				
Sept. 5, 2015			Bethune-Cookman	W	45-0	43,467
Sept. 11, 2015			at FAU	W	44-20	30,321
Sept. 19, 2015			Nebraska	W	36-33 (OT)	53,580
Oct. 1, 2015			at Cincinnati	L	23-34	40,101
Oct. 10, 2015	12		at Florida State	L	24-29	82,329
Oct. 17, 2015			Virginia Tech	W	30-20	50,787
Oct. 24, 2015	6		Clemson	L	0-58	45,211
Oct. 31, 2015	22		at Duke	W	30-27	30,143
Nov. 7, 2015			Virginia	W	27-21	40,963
Nov. 14, 2015	17		at North Carolina	L	21-59	61,000
Nov. 21, 2015			Georgia Tech	W	38-21	51,355
Nov. 27, 2015			at Pittsburgh	W	29-24	40,126
Dec. 26, 2015			vs. Washington State	L	14-20	41,180

## TEAM STATISTICS

TEAM STATISTICS	UM	OPP
SCORING	361	366
Points Per Game	27.8	28.2
FIRST DOWNS	249	296
Rushing	79	134
Passing	152	127
Penalty	18	35
RUSHING YARDAGE	1559	2622
Yards gained rushing	1844	2933
Yards lost rushing	285	311
Rushing Attempts	424	498
Average Per Rush	3.7	5.3
Average Per Game	119.9	201.7
TDs Rushing	20	25
PASSING YARDAGE	3602	2646
Comp-Att-Int	268-449-9	247-413-15
Average Per Pass	8.0	6.4
Average Per Catch	13.4	10.7
Average Per Game	277.1	203.5
TDs Passing	18	16
TOTAL OFFENSE	5161	5268
Total Plays	873	911
Average Per Play	5.9	5.8
Average Per Game	397.0	405.2
KICK RETURNS: #-Yards	30-575	41-870
PUNT RETURNS: #-Yards	22-198	18-222
INT RETURNS: #-Yards	15-172	9-207
KICK RETURN AVERAGE	19.2	21.2
PUNT RETURN AVERAGE	9.0	12.3
INT RETURN AVERAGE	11.5	23.0
FUMBLES-LOST	20-5	23-10
PENALTIES-Yards	121-1094	88-758
Average Per Game	84.2	58.3
PUNTS-Yards	67-2846	60-2434
Average Per Punt	42.5	40.6
Net punt average	37.4	36.6
TIME OF POSSESSION/Game	30:41	29:42
3RD-DOWN Conversions	64/183	64/163
3rd-Down Pct	35%	39%
4TH-DOWN Conversions	13/18	7/16
4th-Down Pct	72%	44%
SACKS BY-Yards	26-167	19-148
MISC YARDS	0	0
TOUCHDOWNS SCORED	41	43
FIELD GOALS-ATTEMPTS	25-30	20-25
ON-SIDE KICKS	0-0	0-5
RED-ZONE SCORES	(49-60) 82%	(45-50) 90%
RED-ZONE TOUCHDOWNS	(30-60) 50%	(29-50) 58%
PAT-ATTEMPTS	(40-40) 100%	(36-37) 97%
ATTENDANCE	285363	284020
Games/Avg Per Game	6/47560	6/47337
Neutral Site Games		1/41180

SCORE BY QUARTERS	1st	2nd	3rd	4th	OT	Total
Miami (FL)	95	108	61	94	3	361
Opponents	90	104	57	115	0	366



## RUSHING

RUSHING	GP	ATT	GAIN	LOSS	NET	AVG	TD	LONG	AVG/G
Joe Yearby	13	205	1042	40	1002	4.9	6	41	77.1
Mark Walton	13	130	496	35	461	3.5	9	27	35.5
Trayone Gray	5	23	148	3	145	6.3	2	33	29.0
Braxton Berrios	11	4	72	0	72	18.0	0	60	6.5
Stacy Coley	11	1	15	0	15	15.0	0	15	1.4
Herb Waters	13	2	11	0	11	5.5	0	10	0.8
Walter Tucker	10	3	8	0	8	2.7	0	5	0.8
Sunny Odogwu	12	0	0	0	0	0.0	1	0	0.0
Malik Rosier	7	14	29	31	-2	-0.1	0	6	-0.3
Malcolm Lewis	9	1	0	2	-2	-2.0	0	0	-0.2
Team	7	11	0	32	-32	-2.9	0	0	-4.6
Brad Kaaya	12	30	23	142	-119	-4.0	2	9	-9.9
<b>Total</b>	<b>13</b>	<b>424</b>	<b>1844</b>	<b>285</b>	<b>1559</b>	<b>3.7</b>	<b>20</b>	<b>60</b>	<b>119.9</b>
<b>Opponents</b>	<b>13</b>	<b>498</b>	<b>2933</b>	<b>311</b>	<b>2622</b>	<b>5.3</b>	<b>25</b>	<b>72</b>	<b>201.7</b>

## PASSING

PASSING	G	EFFC	CMP-ATT-INT	PCT	YDS	TD	LNG	AVG/G
Brad Kaaya	12	142.11	238-389-5	61.2	3238	16	67	269.8
Malik Rosier	7	101.74	29-57-3	50.9	338	2	33	48.3
Herb Waters	13	318.40	1-1-0	100.0	26	0	26	2.0
Team	7	0.00	0-1-0	0.0	0	0	0	0.0
Joe Yearby	13	-200.00	0-1-1	0.0	0	0	0	0.0
<b>Total</b>	<b>13</b>	<b>136.30</b>	<b>268-449-9</b>	<b>59.7</b>	<b>3602</b>	<b>18</b>	<b>67</b>	<b>277.1</b>
<b>Opponents</b>	<b>13</b>	<b>119.14</b>	<b>247-413-15</b>	<b>59.8</b>	<b>2646</b>	<b>16</b>	<b>52</b>	<b>203.5</b>

## RECEIVING

RECEIVING	G	NO.	YDS	AVG	TD	LONG	AVG/G
Rashawn Scott	13	52	695	13.4	5	58	53.5
Stacy Coley	11	47	689	14.7	4	67	62.6
Herb Waters	13	41	624	15.2	1	46	48.0
Joe Yearby	13	23	273	11.9	2	52	21.0
Mark Walton	13	22	293	13.3	1	41	22.5
David Njoku	13	21	362	17.2	1	58	27.8
Chris Herndon	13	18	237	13.2	1	46	18.2
Braxton Berrios	11	12	86	7.2	0	14	7.8
Tyre Brady	8	9	112	12.4	1	34	14.0
Standish Dobard	11	8	90	11.2	1	23	8.2
Lawrence Cager	11	8	70	8.8	1	13	6.4
Malcolm Lewis	9	5	47	9.4	0	17	5.2
J. Washington	9	1	13	13.0	0	13	1.4
Trayone Gray	5	1	11	11.0	0	11	2.2
<b>Total</b>	<b>13</b>	<b>268</b>	<b>3602</b>	<b>13.4</b>	<b>18</b>	<b>67</b>	<b>277.1</b>
<b>Opponents</b>	<b>13</b>	<b>247</b>	<b>2646</b>	<b>10.7</b>	<b>16</b>	<b>52</b>	<b>203.5</b>

## TOTAL OFFENSE

TOTAL OFFENSE	G	PLAYS	RUSH	PASS	TOTAL	AVG/G
Brad Kaaya	12	419	-119	3238	3119	259.9
Joe Yearby	13	206	1002	0	1002	77.1
Mark Walton	13	130	461	0	461	35.5
Malik Rosier	7	71	-2	338	336	48.0
Trayone Gray	5	23	145	0	145	29.0
Braxton Berrios	11	4	72	0	72	6.5
Herb Waters	13	3	11	26	37	2.8
Stacy Coley	11	1	15	0	15	1.4
Walter Tucker	10	3	8	0	8	0.8
Malcolm Lewis	9	1	-2	0	-2	-0.2
Team	7	12	-32	0	-32	-4.6
<b>Total</b>	<b>13</b>	<b>873</b>	<b>1559</b>	<b>3602</b>	<b>5161</b>	<b>397.0</b>
<b>Opponents</b>	<b>13</b>	<b>911</b>	<b>2622</b>	<b>2646</b>	<b>5268</b>	<b>405.2</b>

## SCORING

SCORING	TD	FGs	PAT	RUSH	RCV	PASS	DXP	SAF	PTS
Michael Badgley	0	25-30	40-40	0-0	0	0-0	0	0	115
Mark Walton	10	0-0	0-0	0-0	0	0-0	0	0	60
Joe Yearby	8	0-0	0-0	0-0	0	0-0	0	0	48
Rashawn Scott	5	0-0	0-0	0-0	0	0-0	0	0	30
Stacy Coley	4	0-0	0-0	0-0	0	0-0	0	0	24
Brad Kaaya	2	0-0	0-0	0-0	0	0-0	0	0	12
Corn Elder	2	0-0	0-0	0-0	0	0-0	0	0	12
Trayone Gray	2	0-0	0-0	0-0	0	0-0	0	0	12
Tyre Brady	1	0-0	0-0	0-0	0	0-0	0	0	6
Chris Herndon	1	0-0	0-0	0-0	0	0-0	0	0	6
David Njoku	1	0-0	0-0	0-0	0	0-0	0	0	6
Herb Waters	1	0-0	0-0	0-0	0	0-0	0	0	6
Sunny Odogwu	1	0-0	0-0	0-0	0	0-0	0	0	6
Jermaine Grace	1	0-0	0-0	0-0	0	0-0	0	0	6
Standish Dobard	1	0-0	0-0	0-0	0	0-0	0	0	6
Lawrence Cager	1	0-0	0-0	0-0	0	0-0	0	0	6
<b>Total</b>	<b>41</b>	<b>25-30</b>	<b>40-40</b>	<b>0-0</b>	<b>0</b>	<b>0-0</b>	<b>0</b>	<b>0</b>	<b>361</b>
<b>Opponents</b>	<b>43</b>	<b>20-25</b>	<b>36-37</b>	<b>2-2</b>	<b>2</b>	<b>2-4</b>	<b>0</b>	<b>2</b>	<b>366</b>

## SCORING DRIVES

SCORING DRIVES	Plays	Yards	Time	Result
BCU	16	70	7:01	TD
BCU	9	58	2:45	FG
BCU	5	76	2:18	TD
BCU	2	35	0:30	TD
BCU	7	53	2:54	TD
BCU	4	47	1:47	TD
FAU	12	75	5:13	TD
FAU	4	78	1:16	TD
FAU	9	44	3:02	FG
FAU	5	19	1:55	FG
FAU	5	75	2:12	TD
FAU	7	19	2:41	FG
FAU	7	43	3:38	FG
FAU	8	81	4:12	FG
NU	5	65	1:16	TD
NU	4	60	1:36	TD
NU	12	64	4:38	FG
NU	8	60	2:32	FG
NU	4	75	1:10	TD
NU	12	63	5:21	FG
NU	6	50	1:26	FG
NU	4	14	0:00 (OT)	FG
UC	7	51	3:20	FG
UC	12	45	5:23	FG
UC	2	32	0:37	FG
UC	4	69	1:48	TD
UC	12	80	5:50	FG
FSU	11	62	4:35	FG
FSU	6	80	3:41	TD
FSU	17*	80	6:23	TD
FSU	6	83	1:51	TD
VT	1	3	0:06	TD
VT	11	69	5:02	FG
VT	10	43	5:16	FG
VT	7	79	0:54	TD
VT	5	24	2:36	FG
VT	9	75	4:36	TD
DUKE	5	87	2:10	TD
DUKE	6	35	2:43	TD
DUKE	8	88	3:51	TD
DUKE	7	31	3:30	FG
UVA	16	95	6:37	TD
UVA	3	75	1:32	TD
UVA	6	64	2:20	FG
UVA	7	79	2:50	TD
UVA	11	58	4:53	FG
UNC	9	75	3:56	TD
UNC	13	94	3:45	TD
UNC	10	80	3:21	TD
GT	8	75	3:27	TD
GT	6	97*	3:22	TD
GT	3	4	0:18	FG
GT	4	41	2:40	TD
GT	6	75	3:24	TD
PITT	13	75	6:12	TD
PITT	4	7	1:03	FG
PITT	2	70	0:42	TD
PITT	7	28	2:04	FG
PITT	17*	72	5:02	FG
PITT	10	47	5:14	FG
PITT	9	65	4:49	FG
WSU	15	69	6:56	TD
WSU	2	65	0:33	TD

\* - Most Plays  
 ^ - Most Yards  
 ! - Most Time

SEASON IN REVIEW



INTERCEPTIONS	NO	YDS	AVG	TD	LG
Artie Burns	6	34	5.7	0	19
R. Jenkins	3	40	13.3	0	37
Corn Elder	2	47	23.5	0	47
Jaquan Johnson	1	0	0.0	0	0
Jamal Carter	1	48	48.0	0	48
Juwon Young	1	3	3.0	0	3
Deon Bush	1	0	0.0	0	0
<b>Total</b>	<b>15</b>	<b>172</b>	<b>11.5</b>	<b>0</b>	<b>48</b>
<b>Opponents</b>	<b>9</b>	<b>207</b>	<b>23.0</b>	<b>1</b>	<b>60</b>

KICK RETURNS	NO	YDS	AVG	TD	LG
Mark Walton	17	300	17.6	0	32
Corn Elder	5	169	33.8	1	91
Trayone Gray	3	46	15.3	0	22
Standish Dobard	1	0	0.0	0	0
Rashawn Scott	1	27	27.0	0	27
Braxton Berrios	1	20	20.0	0	20
Dallas Crawford	1	1	1.0	0	6
Stacy Coley	1	31	31.0	0	31
Tyre Brady	0	-8	0.0	0	0
Jaquan Johnson	0	-11	0.0	0	0
<b>Total</b>	<b>30</b>	<b>575</b>	<b>19.2</b>	<b>1</b>	<b>91</b>
<b>Opponents</b>	<b>41</b>	<b>870</b>	<b>21.2</b>	<b>0</b>	<b>89</b>

PUNT RETURNS	NO	YDS	AVG	TD	LG
Braxton Berrios	11	46	4.2	0	20
Corn Elder	11	152	13.8	1	72
<b>Total</b>	<b>22</b>	<b>198</b>	<b>9.0</b>	<b>1</b>	<b>72</b>
<b>Opponents</b>	<b>18</b>	<b>222</b>	<b>12.3</b>	<b>1</b>	<b>78</b>

FUMBLE RETURNS	No.	Yds	Avg	TD	Long
Dallas Crawford	1	10	10.0	0	10
Ufomba Kamalu	1	46	46.0	0	45
Jermaine Grace	0	0	0.0	1	0
<b>Total</b>	<b>2</b>	<b>56</b>	<b>28.0</b>	<b>1</b>	<b>45</b>
<b>Opponents</b>	<b>1</b>	<b>3</b>	<b>3.0</b>	<b>0</b>	<b>3</b>

ALL-PURPOSE YARDS	G	RUSH	REC	PR	KR	IR	TOT	AVG/G
Joe Yearby	13	1002	273	0	0	0	1275	98.1
Mark Walton	13	461	293	0	300	0	1054	81.1
Stacy Coley	11	15	689	0	31	0	735	66.8
Rashawn Scott	13	0	695	0	27	0	722	55.5
Herb Waters	13	11	624	0	0	0	635	48.8
Corn Elder	13	0	0	152	169	47	368	28.3
David Njoku	13	0	362	0	0	0	362	27.8
Chris Herndon	13	0	237	0	0	0	237	18.2
Braxton Berrios	11	72	86	46	20	0	224	20.4
Trayone Gray	5	145	11	0	46	0	202	40.4
Tyre Brady	8	0	112	0	-8	0	104	13.0
Standish Dobard	11	0	90	0	0	0	90	8.2
Lawrence Cager	11	0	70	0	0	0	70	6.4
Jamal Carter	12	0	0	0	0	48	48	4.0
Malcolm Lewis	9	-2	47	0	0	0	45	5.0
R. Jenkins	13	0	0	0	0	40	40	3.1
Artie Burns	13	0	0	0	0	34	34	2.6
J. Washington	9	0	13	0	0	0	13	1.4
Walter Tucker	10	8	0	0	0	0	8	0.8
Juwon Young	11	0	0	0	0	3	3	0.3
Dallas Crawford	13	0	0	0	1	0	1	0.1
Malik Rosier	7	-2	0	0	0	0	-2	-0.3
Jaquan Johnson	13	0	0	0	-11	0	-11	-0.8
Team	7	-32	0	0	0	0	-32	-4.6
Brad Kaaya	12	-119	0	0	0	0	-119	-9.9
<b>Total</b>	<b>13</b>	<b>1559</b>	<b>3602</b>	<b>198</b>	<b>575</b>	<b>172</b>	<b>6106</b>	<b>469.7</b>
<b>Opponents</b>	<b>13</b>	<b>2622</b>	<b>2646</b>	<b>222</b>	<b>870</b>	<b>207</b>	<b>6567</b>	<b>505.2</b>

PUNTING	NO	YDS	AVG	LG	TB	FC	I20	BLK
Justin Vogel	60	2583	43.0	73	6	19	19	0
<b>Total</b>	<b>60</b>	<b>2583</b>	<b>43.0</b>	<b>73</b>	<b>6</b>	<b>19</b>	<b>19</b>	<b>0</b>
<b>Opponents</b>	<b>54</b>	<b>2213</b>	<b>41.0</b>	<b>62</b>	<b>2</b>	<b>13</b>	<b>21</b>	<b>0</b>





## DEFENSIVE STATISTICS

	GP-GS	UA	AT	TT	TFL-YDS	SACK-YDS	INT-YDS	PBU	QBH	FR-YDS	FF	BLK	SAF
5 Jermaine Grace	13-10	44	35	79	6.0-22	2.0-12		5	1		1		
51 Juwon Young	11-5	36	21	57	3.0-6		1-3				1		
8 A. Muhammad	12-7	34	20	54	8.5-35	5.0-26		1	4		1		
26 R. Jenkins	13-7	30	22	52	2.5-3		3-40	4	1	1-0			
2 Deon Bush	13-12	33	17	50	3.0-15	1.0-8	1-0	6	1	2-0			
33 Trent Harris	13-10	28	21	49	5.0-43	3.5-39		1		1-0			
6 Jamal Carter	12-1	23	25	48	0.5-1		1-48	2		1-0	1		
47 Ufomba Kamalu	13-9	22	25	47	4.0-9	1.0-3			1	1-46	1		
56 Raphael Kirby	6-6	17	27	44	1.5-5				2				
29 Corn Elder	13-7	31	10	41	4.0-26	2.0-20	2-47	11	1	1-0			
1 Artie Burns	13-12	26	10	36	0.5-1		6-34	5	1	1-0			
25 Dallas Crawford	13-9	24	12	36	2.0-3					1-10			
17 Tyriq McCord	13-8	18	16	34	7.5-23	3.5-16		1	3		1		
3 Tracy Howard	13-9	24	6	30				4					
92 Courtel Jenkins	12-7	9	20	29	3.0-17	1.5-11			1		1		
93 C. Heurtelou	13-12	14	13	27	3.0-8	0.5-3							
4 Jaquan Johnson	13-0	17	9	26			1-0				1		
7 Kendrick Norton	12-0	10	9	19	1.5-8	1.0-7							
9 Chad Thomas	13-8	7	11	18	1.5-8	1.0-8		4	4	1-0	1		
95 Anthony Moten	12-4	5	10	15	2.0-7	1.5-4			3				
22 S. Redwine	12-0	9	5	14									
31 D. Jackson	7-0	5	6	11	2.5-9	0.5-2							
13 Marques Gayot	3-0	5	2	7	2.5-8	1.5-6							
57 Mike Smith	6-0	4	3	7							1		
8 Braxton Berrios	11-0	6		6									
23 Terry McCray	2-0	3	2	5									
28 Michael Jackson	13-0	3	2	5									
80 RJ McIntosh	5-0	2	2	4	1.0-2	0.5-2							
58 Darrion Owens	2-1	2	2	4	1.0-1			1					
2 Joe Yearby	13-12	3		3									
34 Charles Perry	9-0	1	1	2									
40 Gage Batten	13-1	1	1	2									
11 Rashawn Scott	13-10	2		2									
30 Quincy Casimir	2-0	2		2									
44 Walter Tucker	10-0		2	2									
54 Hunter Knighton	12-0		2	2									
78 Tyree St. Louis	13-0		1	1									
6 Herb Waters	13-11	1		1									
86 David Nioku	13-4	1		1									
<b>Total</b>	<b>13-0</b>	<b>503</b>	<b>372</b>	<b>875</b>	<b>66-260</b>	<b>26-167</b>	<b>15-172</b>	<b>45</b>	<b>23</b>	<b>10-56</b>	<b>10</b>		
<b>Opponents</b>	<b>13-0</b>	<b>486</b>	<b>324</b>	<b>810</b>	<b>56.0-245</b>	<b>19-148</b>	<b>9-207</b>	<b>43</b>	<b>32</b>	<b>5-3</b>	<b>8</b>		<b>2</b>

## STARTERS

Offense	LT	LG	C	RG	RT	WR/TE	WR/TE/FB	WR	WR	RB	QB
Bethune-Cookman	Darling	Gall	Linder	Isidora	Odogwu	Dobard	Batten	Scott	Coley	Yearby	Kaaya
FAU	Darling	Gall	Linder	Isidora	Odogwu	Dobard	Lewis	Scott	Waters	Yearby	Kaaya
Nebraska	Darling	Gall	Linder	Isidora	Odogwu	Dobard	Brady	Scott	Waters	Yearby	Kaaya
at Cincinnati	Darling	Gall	Linder	Isidora	Odogwu	Dobard	Brady	Scott	Waters	Yearby	Kaaya
at Florida State	Darling	Gall	Linder	Isidora	Odogwu	Waters	Batten	Scott	Coley	Yearby	Kaaya
Virginia Tech	Darling	McDermott	Linder	Brown	Isidora	Dobard	Herndon	Scott	Waters	Yearby	Kaaya
Clemson	Darling	McDermott	Linder	Brown	Isidora	Nioku	Waters	Scott	Coley	Yearby	Kaaya
at Duke	Darling	McDermott	Linder	Isidora	Odogwu	Dobard	Herndon	Brady	Waters	Yearby	Rosier
Virginia	Darling	McDermott	Linder	Isidora	Odogwu	Waters	Nioku	Scott	Coley	Yearby	Kaaya
at North Carolina	Darling	McDermott	Linder	Isidora	Odogwu	Waters	Nioku	Brady	Coley	Yearby	Kaaya
Georgia Tech	Darling	Gall	Linder	Isidora	McDermott	Herndon	Waters	Cager	Coley	Yearby	Kaaya
vs. Pittsburgh	Darling	McDermott	Linder	Isidora	Odogwu	Waters	Nioku	Scott	Coley	Yearby	Kaaya
vs. Washington State	Darling	Gall	Linder	Isidora	McDermott	Dobard	Herndon	Scott	Coley	Yearby	Kaaya

Defense	DE	NOSE	DT	OLB/DE	ILB/OLB	ILB	OLB	CB	CB	S	S
Bethune-Cookman	Kamalu	Heurtelou	Jenkins	Owens	Kirby	Grace	Harris	Howard	Burns	Crawford	Bush
FAU	Kamalu	Heurtelou	Moten	McCord	Kirby	Grace	Harris	Howard	Burns	Crawford	Bush
Nebraska	Kamalu	Heurtelou	Jenkins	McCord	Kirby	Grace	Harris	Howard	Burns	Crawford	Bush
at Cincinnati	Thomas	Heurtelou	Moten	McCord	Kirby	Grace	Harris	Howard	Burns	Crawford	Jenkins
at Florida State	Thomas	Heurtelou	Jenkins	Muhammad	Kirby	McCord	Harris	Howard	Burns	Crawford	Bush
Virginia Tech	Thomas	Heurtelou	Jenkins	Muhammad	Kirby	Grace	Harris	Howard	Burns	Crawford	Bush
Clemson	Thomas	Kamalu	Jenkins	Muhammad	Young	McCord	Harris	Elder	Burns	Jenkins	Bush
at Duke	Thomas	Kamalu	Jenkins	Muhammad	Young	Grace	Harris	Elder	Burns	Jenkins	Bush
Virginia	Thomas	Heurtelou	Moten	Kamalu	McCord	Grace	Muhammad	Howard	Elder	Jenkins	Bush
at North Carolina	Kamalu	Heurtelou	Moten	Muhammad	Carter	Grace	Muhammad	Elder	Burns	Jenkins	Bush
Georgia Tech	Thomas	Heurtelou	Kamalu	McCord	Young	Grace	Crawford	Elder	Burns	Jenkins	Bush
at Pittsburgh	Kamalu	Heurtelou	Jenkins	Muhammad	Young	McCord	Harris	Elder	Burns	Jenkins	Bush
vs. Washington State	Thomas	Heurtelou	Kamalu	Muhammad	Young	Grace	Crawford	Elder	Burns	Jenkins	Bush

**PASSING**

#15 Brad Kaaya	Att	Comp	Int	Pct	Yards	TD	Long	SACK	YDS	EFFIC
BCU	27	16	0	59.3	173	2	38	1	7	137.5
FAU	32	21	0	65.6	287	1	52	1	6	151.3
Nebraska	42	25	1	59.5	379	2	52	1	12	146.3
Cincinnati	39	24	0	61.5	255	0	45	1	7	116.5
Florida State	49	29	0	59.2	405	3	58	2	10	148.8
Virginia Tech	30	19	0	63.3	296	2	45	1	8	168.2
Clemson	10	6	1	60.0	51	0	21	2	11	82.8
Virginia	26	20	1	76.9	286	2	67	1	8	187.0
North Carolina	43	24	1	55.8	326	1	34	2	22	122.5
Georgia Tech	25	16	0	64.0	300	1	46	0	0	178.0
PITT	35	21	0	60.0	261	1	48	0	0	132.1
Washington State	31	17	1	54.8	219	1	36	4	33	118.4
<b>TOTALS</b>	<b>389</b>	<b>238</b>	<b>5</b>	<b>61.2</b>	<b>3238</b>	<b>16</b>	<b>67</b>	<b>16</b>	<b>124</b>	<b>142.1</b>

#12 Malik Rosier	Att	Comp	Int	Pct	Yards	TD	Long	SACK	YDS	EFFIC
BCU	4	1	0	25.0	11	0	11	0	0	48.1
FAU	2	1	0	50.0	13	0	13	0	0	104.6
Clemson	22	7	2	31.8	42	0	12	2	11	29.7
Duke	29	20	1	69.0	272	2	33	1	13	163.6
<b>TOTALS</b>	<b>57</b>	<b>29</b>	<b>3</b>	<b>50.9</b>	<b>338</b>	<b>2</b>	<b>33</b>	<b>3</b>	<b>24</b>	<b>101.7</b>

#6 Herb Waters	Att	Comp	Int	Pct	Yards	TD	Long	SACK	YDS	EFFIC
Cincinnati	1	1	0	100.0	26	0	26	0	0	318.4
<b>TOTALS</b>	<b>1</b>	<b>1</b>	<b>0</b>	<b>100.0</b>	<b>26</b>	<b>0</b>	<b>26</b>	<b>0</b>	<b>0</b>	<b>318.4</b>

RUSHING	No-Yds/TD	BCU	FAU	NEB	UC	FSU	VT	CLEM	DUKE	UVA	UNC	GT	UP	WSU
Joe Yearby RB	205-1002/6	6-40/1	18-146/1	17-125/1	17-113/1	15-33/0	19-60/1	13-42/0	21-82/0	17-78/0	13-74/0	13-47/1	22-99/0	014-63/0
Mark Walton RB	130-461/9	10-85/1	14-42/3	10-23/0	12-34/1	1-3/0	12-37/0	4-11/0	11-49/0	11-59/1	12-40/0	11-36/2	13-19/0	9-23/1
Trayone Gray RB	23-145/2	8-77/1	8-41/0	DNP	DNP	DNP	DNP	3-5/0	DNP	DNP	3-20/1	DNP	1-2/0	DNP
Braxton Berrios WR	4-72/0	-	DNP	DNP	-	-	-	-	-	-	-	-	1-0/0	3-72/0
Stacy Coley WR	1-15/0	-	DNP	-	DNP	-	1-15/0	-	-	-	-	-	-	-
Herb Waters WR	2-11/0	-	-	-	-	-	-	-	-	1-10/0	-	1-1/0	-	-
Walter Tucker	3-8/0	DNP	-	-	DNP	-	1-2/0	1-5/0	1-1/0	-	DNP	-	-	-
Malcolm Lewis WR	1-2/0	1-2/0	-	-	-	DNP	DNP	-	DNP	-	-	-	-	DNP
Malik Rosier QB	14-2/0	-	1-6/0	1-2/0	DNP	DNP	DNP	6-1/0	5-12/0	DNP	DNP	1-5/0	-	DNP
Team	11-32/0	DNP	2-3/0	2-5/0	DNP	DNP	2-6/0	DNP	1-1/0	1-13/0	2-3/0	DNP	DNP	DNP
Brad Kaaya QB	30-119/2	1-5/0	1-6/0	3-9/0	3-1/0	3-16/0	4-9/0	2-11/0	DNP	3-3/0	3-22/1	-	3-4/1	4-33/0

RECEIVING	No-Yds/TD	BCU	FAU	NEB	UC	FSU	VT	CLEM	DUKE	UVA	UNC	GT	UP	WSU
Rashawn Scott WR	52-695/5	6-100/1	3-22/0	9-151/0	5-34/0	6-108/1	4-31/2	2-21/0	2-35/0	2-37/0	1-7/0	-	7-74/1	5-75/0
Stacy Coley WR	47-689/4	2-11/0	DNP	-	DNP	7-139/1	4-63/0	8-54/0	5-87/1	7-132/1	5-58/0	3-56/0	3-45/0	3-44/1
Herb Waters WR	41-624/1	2-10/0	5-102/0	4-82/0	4-60/0	4-45/0	3-89/0	1-8/0	4-77/1	5-31/0	1-14/0	3-66/0	2-23/0	3-17/0
David Nioku TE	21-362/1	-	-	2-23/0	1-40/0	2-33/0	3-50/0	-	2-29/0	2-63/1	1-32/0	2-52/0	5-39/0	1-1/0
Mark Walton RB	22-293/1	-	4-20/0	1-13/0	3-40/0	1-0/0	-	-	1-7/0	-	4-52/0	2-38/1	3-80/0	3-57/0
Joe Yearby RB	23-273/2	2-8/0	3-97/1	1-5/0	2-1/0	3-15/1	3-51/0	1-4/0	2-13/0	1-0/0	4-79/0	-	1-0/0	-
Chris Herndon	18-237/1	-	2-16/0	3-32/1	1-9/0	1-9/0	2-12/0	-	1-20/0	1-4/0	3-51/0	3-66/0	-	1-18/0
Tyre Brady WR	9-112/1	DNP	-	2-45/1	5-54/0	DNP	-	-	-	-	2-13/0	DNP	DNP	DNP
Standish Dobarb TE	8-90/1	2-20/1	-	1-12/0	2-30/0	1-9/0	-	-	-	2-19/0	DNP	DNP	-	-
Braxton Berrios WR	12-86/0	1-7/0	DNP	DNP	1-5/0	3-34/0	-	1-6/0	3-18/0	-	1-4/0	1-5/0	-	1-7/0
Lawrence Cager WR	8-70/1	DNP	-	2-16/0	1-8/0	1-13/0	-	-	-	DNP	2-16/1	2-17/0	-	-
Malcolm Lewis WR	5-47/0	1-17/0	4-30/0	-	-	DNP	DNP	-	DNP	-	-	-	-	DNP
J. Washington TE	1-13/0	-	1-13/0	-	-	DNP	DNP	-	DNP	DNP	-	-	-	-
Trayone Gray RB	1-11/0	1-11/0	-	DNP	DNP	DNP	DNP	-	DNP	DNP	-	DNP	-	DNP

ALL-PURPOSE	Total	BCU	FAU	NEB	UC	FSU	VT	CLEM	DUKE	UVA	UNC	GT	UP	WSU
Joe Yearby	1275	48	243	130	114	48	111	46	95	78	153	47	99	63
Mark Walton	1054	85	84	49	93	26	48	75	83	98	104	74	99	136
Stacy Coley	735	11	DNP	31	DNP	139	78	54	87	132	58	56	45	44
Rashawn Scott	722	127	22	151	34	108	31	21	35	37	7	-	74	75
Herb Waters	635	10	102	82	60	45	89	8	77	41	14	67	23	17
Corn Elder	368	78	-	91	73	6	-	10	87	8	-	-	15	-
David Nioku	362	-	-	23	40	33	50	-	29	63	32	52	39	1
Chris Herndon	237	-	16	32	9	9	12	-	20	4	51	66	-	18
Braxton Berrios	224	12	DNP	DNP	5	34	-	6	18	5	29	6	6	103
Trayone Gray	202	88	41	DNP	DNP	DNP	DNP	27	DNP	DNP	44	DNP	2	DNP
Tyre Brady	104	DNP	-	45	54	DNP	-	-	-8	-	13	DNP	DNP	DNP
Standish Dobarb	90	20	-	12	30	9	-	-	-	19	DNP	DNP	-	-
Lawrence Cager	70	DNP	-	16	8	13	-	-	-	DNP	16	17	-	-
Jamal Carter	48	-	-	-	-	-	-	-	-	-	-	-	48	-
Malcolm Lewis	45	15	30	-	-	DNP	DNP	-	DNP	-	-	-	-	DNP
R. Jenkins	40	-	3	-	37	-	-	-	-	-	-	-	-	-
Artie Burns	34	4	-	-	-	-	11	-	-	-	-	-	19	-
J. Washington	13	-	13	-	-	DNP	DNP	-	DNP	DNP	-	-	-	-
Walter Tucker	8	DNP	-	-	DNP	-	2	5	1	-	DNP	-	-	-
Juwon Young	3	DNP	DNP	-	-	-	3	-	-	-	-	-	-	-

SEASON IN REVIEW



TOTAL TACKLES	UA-A-T	BCU	FAU	NEB	UC	FSU	VT	CLEM	DUKE	UVA	UNC	GT	UP	WSU
Jermaine Grace LB	44-35-79	1-2	3-5	4-1	2-0	6-3	2-0	3-4	9-8	7-1	4-4	1-5	0-1	2-1
Juwon Young LB	36-21-57	DNP	DNP	0-2	4-3	-	4-0	7-3	4-2	0-1	1-0	6-7	3-0	7-3
A. Muhammad DL	34-20-54	DNP	1-0	1-1	1-4	5-1	3-0	3-2	4-1	4-0	4-3	5-6	1-1	2-1
R. Jenkins DB	30-22-52	1-1	1-3	0-1	1-3	3-0	2-4	1-1	4-2	7-1	4-3	3-1	1-1	2-1
Deon Bush DB	33-17-50	1-1	2-2	2-3	2-0	4-1	1-1	4-4	4-1	1-0	5-0	4-2	1-1	2-1
Trent Harris DL	28-21-49	2-3	2-4	1-3	4-1	2-0	2-2	1-0	3-4	7-1	0-2	1-1	2-0	1-0
Jamal Carter DB	23-25-48	1-0	2-0	2-0	1-1	2-1	1-4	5-6	2-3	2-3	2-4	1-2	2-1	DNP
Ufomba Kamalu DL	22-25-47	1-1	2-0	0-1	1-4	2-1	2-2	2-5	5-2	3-1	1-0	3-5	2-0	0-1
Raphael Kirby LB	17-27-44	0-1	3-9	4-6	3-8	5-1	2-2	DNP	DNP	DNP	DNP	DNP	DNP	DNP
Corn Elder DB	31-10-41	3-0	1-0	4-1	2-1	2-2	-	4-1	5-1	2-0	4-2	0-1	2-0	2-1
Dallas Crawford DB	24-12-36	2-0	4-2	2-1	1-1	1-4	1-0	2-0	3-1	1-0	-	2-1	2-0	3-2
Artie Burns DB	26-10-36	2-0	2-3	1-1	0-1	2-2	2-0	6-1	3-0	-	1-1	4-0	1-0	2-1
Tyriq McCord LB	18-16-34	2-1	0-4	0-1	1-0	0-1	2-3	1-2	-	2-0	2-1	1-1	3-1	4-1
Tracy Howard DB	24-6-30	0-1	4-0	2-1	1-1	5-0	1-0	-	2-1	3-1	1-0	1-0	2-1	2-0
Courtell Jenkins DL	9-20-29	0-1	1-1	2-1	2-1	0-1	2-1	1-5	0-1	1-1	0-3	0-1	0-3	DNP
C. Heurtelou DL	14-13-27	1-1	0-1	1-1	-	1-0	2-1	1-2	3-0	0-1	0-1	0-3	4-0	1-2
Jaquan Johnson DB	17-9-26	1-2	1-2	2-0	1-1	-	1-0	1-1	2-1	0-1	3-0	0-1	-	5-0
Kendrick Norton DL	10-9-19	1-0	1-1	0-1	1-1	-	1-1	0-2	DNP	1-0	3-0	1-1	1-1	0-1
Chad Thomas DL	7-11-18	0-1	1-2	-	2-1	1-0	1-1	1-2	1-1	-	0-1	-	0-1	0-1
Anthony Moten DL	5-10-15	-	1-1	2-0	0-3	1-1	0-1	0-1	-	1-0	0-3	DNP	-	-
S. Redwine DB	9-5-14	-	0-2	DNP	-	1-0	2-1	-	-	4-0	0-1	1-0	0-1	1-0
D. Jackson DL	5-6-11	1-3	DNP	DNP	DNP	DNP	DNP	2-0	1-0	-	0-2	DNP	1-0	0-1
Marques Gayot LB	5-2-7	3-1	0-1	2-0	DNP	DNP	DNP	DNP	DNP	DNP	DNP	DNP	DNP	DNP
Mike Smith LB	4-3-7	-	DNP	DNP	DNP	DNP	2-0	0-2	DNP	1-1	DNP	DNP	-	1-0
Braxton Berrios	6-0-6	-	DNP	DNP	-	2-0	-	-	1-0	-	1-0	1-0	1-0	-
Terry McCray LB	3-2-5	2-2	DNP	DNP	DNP	DNP	DNP	DNP	DNP	DNP	DNP	DNP	1-0	DNP
Michael Jackson DB	3-2-5	0-1	-	-	-	-	-	1-1	-	1-0	-	-	-	1-0
Darrion Owens LB	2-2-4	2-0	0-2	DNP	DNP	DNP	DNP	DNP	DNP	DNP	DNP	DNP	DNP	DNP
RJ McIntosh DL	2-2-4	2-0	DNP	DNP	-	DNP	DNP	DNP	DNP	0-1	-	DNP	DNP	0-1
Joe Yearby	3-0-3	-	-	-	-	1-0	-	1-0	-	-	-	-	-	1-0
Hunter Knighton	0-2-2	-	-	-	-	-	-	-	-	-	-	DNP	0-1	0-1
Quincy Casimir DB	2-0-2	1-0	DNP	DNP	DNP	DNP	DNP	1-0	DNP	DNP	DNP	DNP	DNP	DNP
Gage Batten	1-1-2	1-0	-	-	-	0-1	-	-	-	-	-	-	-	-
Rashawn Scott	2-0-2	-	-	-	-	-	-	-	-	1-0	1-0	-	-	-
Walter Tucker LB	0-2-2	DNP	0-1	-	DNP	-	-	-	-	-	DNP	-	0-1	-
Charles Perry LB	1-1-2	-	DNP	1-0	-	DNP	DNP	-	DNP	-	0-1	-	-	-
Herb Waters	1-0-1	-	-	-	-	-	-	1-0	-	-	-	-	-	-
Jordan Butler	0-1-1	0-1	DNP	-	-	-	-	-	-	-	-	-	-	-

TACKLES FOR LOSS	UA-A-T	BCU	FAU	NEB	UC	FSU	VT	CLEM	DUKE	UVA	UNC	GT	UP	WSU
A. Muhammad DL	8-1-8.5	DNP	-	-	-	2-0-14	1-0-2	0-5-1	1-0-6	-	-	3-0-10	1-0-2	-
Tyriq McCord LB	6-3-7.5	0-5-4	-	0-5-2	-	0-5-0	-	-	-	1-0-1	1-0-1	1-0-3	1-0-1	2-0-11
Jermaine Grace LB	5-2-6.0	-	1-0-3	-	-	-	1-0-4	0-5-1	1-0-3	1-0-2	1-5-9	-	-	-
Trent Harris DL	4-2-5.0	1-5-6	-	1-5-22	1-0-8	-	-	-	-	1-0-7	-	-	-	-
Corn Elder DB	4-0-4.0	2-0-16	-	-	-	-	-	1-0-2	-	-	-	-	1-0-8	-
Ufomba Kamalu DL	2-4-4.0	0-5-3	-	-	0-5-0	1-5-3	-	0-5-1	-	1-0-2	-	-	-	-
Courtell Jenkins DL	2-2-3.0	-	1-0-10	-	0-5-1	-	1-0-6	-	-	-	0-5-0	-	-	DNP
Juwon Young LB	3-0-3.0	DNP	DNP	-	1-0-1	-	1-0-3	-	-	-	-	1-0-2	-	-
Deon Bush DB	3-0-3.0	-	1-0-8	-	-	-	1-0-2	-	-	-	1-0-5	-	-	-
C. Heurtelou DL	2-2-3.0	1-0-2	-	1-0-2	-	-	-	-	-	0-5-1	0-5-3	-	-	-
Marques Gayot LB	2-1-2.5	2-5-8	-	-	DNP	DNP	DNP	DNP	DNP	DNP	DNP	DNP	DNP	DNP
D. Jackson DL	2-1-2.5	-	DNP	DNP	DNP	DNP	DNP	2-0-7	-	-	-	DNP	-	0-5-2
R. Jenkins DB	1-3-2.5	-	-	0-5-0	0-5-1	-	-	-	-	1-0-2	0-5-0	-	-	-
Anthony Moten DL	1-2-2.0	-	-	1-0-2	0-5-3	-	-	-	-	-	0-5-2	DNP	-	-
Dallas Crawford DB	2-0-2.0	-	-	-	-	-	-	-	-	1-0-1	-	-	-	1-0-2
Raphael Kirby LB	0-3-1.5	-	0-5-1	1-0-4	-	-	-	DNP	DNP	DNP	DNP	DNP	DNP	DNP
Kendrick Norton DL	1-1-1.5	1-0-7	-	-	-	-	-	0-5-1	DNP	-	-	-	-	-
Chad Thomas DL	1-1-1.5	-	-	-	-	-	1-0-8	-	-	-	0-5-0	-	-	-
Darrion Owens LB	1-0-1.0	1-0-1	-	DNP	DNP	DNP	DNP	DNP	DNP	DNP	DNP	DNP	DNP	DNP
RJ McIntosh DL	0-2-1.0	-	DNP	DNP	-	DNP	DNP	DNP	DNP	0-5-0	-	DNP	DNP	0-5-2
Jamal Carter DB	0-1-0.5	-	-	-	-	-	-	-	-	-	0-5-1	-	-	DNP
Artie Burns DB	0-1-0.5	-	-	-	-	-	-	-	-	-	0-5-1	-	-	-

SACKS	UA-A	BCU	FAU	NEB	UC	FSU	VT	CLEM	DUKE	UVA	UNC	GT	UP	WSU
A. Muhammad DL	5-0-5.0	DNP	-	-	-	1-0-11	1-0-2	-	1-0-6	-	-	1-0-5	1-0-2	-
Trent Harris DL	3-1-3.5	0-5-3	-	1-0-21	1-0-8	-	-	-	-	1-0-7	-	-	-	-
Tyriq McCord LB	3-1-3.5	0-5-4	-	-	-	-	-	-	-	1-0-1	-	-	1-0-1	1-0-10
Corn Elder DB	2-0-2.0	1-0-12	-	-	-	-	-	-	-	-	-	-	1-0-8	-
Jermaine Grace LB	2-0-2.0	-	-	-	-	-	1-0-4	-	-	-	1-0-8	-	-	-
Anthony Moten DL	1-1-1.5	-	-	1-0-2	-	-	-	-	-	-	0-5-2	DNP	-	-
Marques Gayot LB	1-1-1.5	1-5-6	-	-	DNP	DNP	DNP	DNP	DNP	DNP	DNP	DNP	DNP	DNP
Courtell Jenkins DL	1-1-1.5	-	1-0-10	-	0-5-1	-	-	-	-	-	-	-	-	DNP
Kendrick Norton DL	1-0-1.0	1-0-7	-	-	-	-	-	-	DNP	-	-	-	-	-
Deon Bush DB	1-0-1.0	-	1-0-8	-	-	-	-	-	-	-	-	-	-	-
Ufomba Kamalu DL	0-2-1.0	0-5-3	-	-	0-5-0	-	-	-	-	-	-	-	-	-
Chad Thomas DL	1-0-1.0	-	-	-	-	-	1-0-8	-	-	-	-	-	-	-
RJ McIntosh DL	0-1-0.5	-	DNP	DNP	-	DNP	DNP	DNP	DNP	-	-	DNP	DNP	0-5-2
D. Jackson DL	0-1-0.5	-	DNP	DNP	DNP	DNP	DNP	-	-	-	-	DNP	-	0-5-2
C. Heurtelou DL	0-1-0.5	-	-	-	-	-	-	-	-	0-5-3	-	-	-	-

GAME 1 | SEPT. 5 | MIAMI GARDENS, FLA

BCU	0
MIAMI	45

Score by Quarters	1	2	3	4	Score
BCU (0-1)	0	0	0	0	0
Miami (1-0)	7	24	7	7	45

**Scoring Summary**

1st	6:42	UM	Dobard 5 yd pass from Kaaya (Badgley kick) 16-70, 7:01, UM 7 - BCU 0
2nd	12:21	UM	Badgley 25 yd field goal 9-58, 2:45, UM 10 - BCU 0
	3:42	UM	Scott 17 yd pass from Kaaya (Badgley kick) 5-76, 2:18, UM 17 - BCU 0
	2:21	UM	Yearby 25 yd run (Badgley kick) 2-35, 0:30, UM 24 - BCU 0
	1:37	UM	Elder 72 yd punt run (Badgley kick) UM 31 - BCU 0
3rd	2:14	UM	Walton 5 yd run (Badgley kick) 7-53, 2:54, UM 38 - BCU 0
4th	2:27	UM	Gray 1 yd run (Badgley kick) 4-47, 1:47, UM 45 - BCU 0

	BCU	UM
FIRST DOWNS	5	20
RUSHES-YARDS (NET)	35-53	26-195
PASSING YDS (NET)	26	184
Passes Att-Comp-Int	4-11-2	17-31-0
TOTAL OFFENSE PLAYS-YARDS	46-79	57-379
Fumble Returns-Yards	0-0	0-0
Punt Returns-Yards	1-11	4-83
Kickoff Returns-Yards	5-110	1-27
Interception Returns-Yards	0-0	2-4
Punts (Number-Avg)	10-37.0	4-44.0
Fumbles-Lost	1-0	2-1
Penalties-Yards	8-60	4-30
Possession Time	27:38	22:22
Third-Down Conversions	1 of 12	3 of 11
Fourth-Down Conversions	0 of 1	2 of 2
Red-Zone Scores-Chances	0-0	5-5
Sacks By: Number-Yards	1-7	5-35

**RUSHING:** Miami: Walton 10-85; Gray 8-77; Yearby 6-40. BCU: Thompsons 3-14; Jordan 6-12; Williams 15-11

**PASSING:** Miami: Kaaya 16-27-0-173. BCU: Williams 2-7-1-8.

**RECEIVING:** Miami: Scott 6-100; Dobard 2-20; Coley 2-11. BCU: Wilson 2-18; Davis 1-10; Jordan 1(-2).

GAME 2 | SEPT. 11 | BOCA RATON, FLA

MIAMI	44
FAU	20

Score by Quarters	1	2	3	4	Score
Miami (2-0)	14	6	17	7	44
FAU (0-2)	10	7	3	0	20

**Scoring Summary**

1st	9:47	UM	Mark Walton 4 yd run (Badgley kick) 12-75 5:13, UM 7 - FAU 0
	6:10	FAU	Joseph 23 yd field goal 9-59 3:37, UM 7 - FAU 3
	4:54	UM	Yearby 34 yd pass from Kaaya (Badgley kick) 4-78 1:16, UM 14 - FAU 3
	1:43	FAU	Terry 4 yd pass from Driskel (Joseph kick) 10-83 3:11, UM 14 - FAU 10
2nd	13:41	UM	Badgley 48 yd field goal 9-44 3:02, UM 17 - FAU 10
	9:46	FAU	Warren 9 yd run (Joseph kick) 10-85 3:55, UM 17 - FAU 17
	3:46	UM	Michael Badgley 21 yd field goal 5-19 1:55, UM 20 - FAU 17
3rd	9:44	FAU	Joseph 32 yd field goal 14-63 5:16, UM 20 - FAU 20
	7:32	UM	Yearby 1 yd run (Michael Badgley kick) 5-75 2:12, UM 27 - FAU 20
	4:35	UM	Badgley 23 yd field goal 7-19 2:41, UM 30 - FAU 20
	:43	UM	Walton 1 yd run (Badgley kick) 7-43 3:38, UM 37 - FAU 20
4th	8:55	UM	Mark Walton 4 yd run (Michael Badgley kick), 8-81 4:12, UM 44 - FAU 20

	UM	FAU
FIRST DOWNS	27	22
RUSHES-YARDS (NET)	44-226	33-223
PASSING YDS (NET)	300	166
Passes Att-Comp-Int	34-22-0	34-19-2
TOTAL OFFENSE PLAYS-YARDS	78-526	67-389
Fumble Returns-Yards	1-10	0-0
Punt Returns-Yards	0-0	1-1
Kickoff Returns-Yards	1-22	6-12
Interception Returns-Yards	2-3	0-0
Punts (Number-Avg)	2-39.0	2-48.0
Fumbles-Lost	1-0	3-3
Penalties-Yards	8-64	8-71
Possession Time	35:12	24:48
Third-Down Conversions	3 of 13	7 of 14
Fourth-Down Conversions	3 of 3	1 of 1
Red-Zone Scores-Chances	6-8	4-4
Sacks By: Number-Yards	2-18	1-6

**RUSHING:** Miami: Yearby 18-146; Walton 14-42; Gray 8-41. FAU: Warren 11-132; Howell 13-78; Clark 3-9.

**PASSING:** Miami: Kaaya 21-32-0-287; Rosier 1-2-0-13. FAU-Driskel 17-30-2-155; JOHNSON, Jaquez 2-4-0-11.

**RECEIVING:** Miami: Waters 5-102; Lewis 4-30; Walton 4-20. FAU-Woods 4-39; Howell 4-35; Stoshak 3-35.

SEASON IN REVIEW



**GAME 3 | SEPT. 19 | MIAMI GARDENS, FLA.**

NEBRASKA	33
MIAMI	36

Score by Quarters	1	2	3	4	OT	Score
Nebraska (1-2)	0	3	7	23	0	33
Miami (3-0)	17	3	10	3	3	36

**Scoring Summary**

1st	12:49	UM	Herndon 10 yd pass from Kaaya (Badgley kick) 5-65 1:16, NEB 0 - UM 7
	8:04	UM	Brady 11 yd pass from Kaaya (Badgley kick) 4-60 1:36, NEB 0 - UM 14
	1:11	UM	Badgley 23 yd field goal 12-64 4:38, NEB 0 - UM 17
2nd	8:37	NEB	Brown 49 yd field goal 6-30 2:38, NEB 3 - UM 17
	6:05	UM	Badgley 27 yd field goal 8-60 2:32, NEB 3 - UM 20
3rd	13:50	UM	Yearby 41 yd run (Badgley kick) 4-75 1:10, NEB 3 - UM 27
	9:03	NEB	Westerkamp 22 yd pass from Armstrong, Jr. (Brown, Drew kick) 10-75 4:47, NEB 10 - UM 27
	3:42	UM	Badgley 41 yd field goal 12-63 5:21, NEB 10 - UM 30
4th	11:14	UM	Badgley 28 yd field goal 6-50 1:26, NEB 10 - UM 33
	8:36	NEB	Moore 10 yd pass from Armstrong, Jr. (Carter from Armstrong, Jr.) 8-75 2:38, NEB 18 - UM 33
	3:46	NEB	Reilly 21 yd pass from Armstrong, Jr. (Brown, Drew kick), 9-80 2:09, NEB 25 - UM 33
	00:33	NEB	Morgan Jr., S. 8 yd pass from Armstrong, Jr. (Westerkamp pass from Armstrong, Jr.) 7-87 2:06, NEB 33 - UM 33
OT	15:00	UM	Badgley 28 yd field goal 4-14 0:00, NEB 33 - UM 36

	NEB	UM
FIRST DOWNS	24	24
RUSHES-YARDS (NET)	32-153	33-132
PASSING YDS (NET)	309	379
Passes Att-Comp-Int	45-21-3	42-25-1
TOTAL OFFENSE PLAYS-YARDS	77-462	75-511
Fumble Returns-Yards	0-0	0-0
Punt Returns-Yards	2-33	3-44
Kickoff Returns-Yards	3-71	3-44
Interception Returns-Yards	1-0	3-47
Punts (Number-Avg)	7-39.7	5-52.0
Fumbles-Lost	0-0	0-0
Penalties-Yards	12-98	13-114
Possession Time	31:38	28:22
Third-Down Conversions	6 of 15	3 of 14
Fourth-Down Conversions	1 of 1	0 of 0
Red-Zone Scores-Chances	3-4	7-8
Sacks By: Number-Yards	1-12	2-23

**RUSHING:** Nebraska-Newby 14-82; Armstrong, Jr. 11-49. Miami (FL)-Joe Yearby 17-125; Mark Walton 10-23; Malik Rosier 1-minus 2.

**PASSING:** Nebraska-Armstrong, Jr. 21-45-3-309. Miami - Brad Kaaya 25-42-1-379.

**RECEIVING:** Nebraska-Westerkamp 5-95; Reilly 4-83; Morgan Jr. 4-78. Miami - Scott 9-151; Waters 4-82; Herndon 3-32.

**GAME 4 | OCT. 1 | CINCINNATI, OHIO**

MIAMI	23
CINCINNATI	34

Score by Quarters	1	2	3	4	Score
Miami (3-1)	13	7	0	3	23
Cincinnati (3-2)	14	13	0	7	34

**Scoring Summary**

1st	11:40	UM	Badgley 41 yd field goal 7-51 3:20, UM 3 - CIN 0
	10:23	CIN	WILLIAMS, Hosey 29 yd run (Gantz kick) 4-65 1:17, UM 3 - CIN 7
	9:02	CIN	MCKAYMcKay from Moore (Gantz kick) 1-11 0:09, UM 3 - CIN 14
	3:39	UM	Badgley 47 yd field goal 12-45 5:23, UM 6 - CIN 14
	1:24	UM	Walton 6 yd run (Badgley kick) 2-32 0:37, UM 13 - CIN 14
2nd	13:22	CIN	Gantz 51 yd field goal 10-41 3:02, UM 13 - CIN 17
	11:26	UM	Yearby 8 yd run (Badgley kick) 4-69 1:48, UM 20 - CIN 17
	2:17	CIN	Moore 1 yd run (Gantz kick) 8-66 3:11, UM 20 - CIN 24
	0:00	CIN	Gantz 26 yd field goal 7-71 1:20, UM 20 - CIN 27
4th	8:59	UM	Badgley 26 yd field goal 12-80 5:50, UM 23 - CIN 27
	6:54	CIN	Cogswell 7 yd pass from Moore (Gantz kick) 5-81 2:01, UM 23 - CIN 34

	UM	UC
FIRST DOWNS	21	22
RUSHES-YARDS (NET)	32-146	34-167
PASSING YDS (NET)	281	279
Passes Att-Comp-Int	40-25-0	33-22-1
TOTAL OFFENSE PLAYS-YARDS	72-427	67-446
Fumble Returns-Yards	0-0	0-0
Punt Returns-Yards	3-20	1-69
Kickoff Returns-Yards	3-72	1-19
Interception Returns-Yards	1-37	0-0
Punts (Number-Avg)	5-51.6	6-46.0
Fumbles-Lost	1-0	0-0
Penalties-Yards	6-50	7-75
Possession Time	34:38	25:22
Third-Down Conversions	4 of 15	2 of 9
Fourth-Down Conversions	0 of 1	0 of 0
Red-Zone Scores-Chances	4-5	4-4
Sacks By: Number-Yards	2-9	1-7

**RUSHING:** Miami - Joe Yearby 17-113; Mark Walton 12-34; Brad Kaaya 3-minus 1. Cincinnati-GREEN, Tion 15-90; WILLIAMS, Hosey 11-80; MOORE, Hayden 7-0.

**PASSING:** Miami - Brad Kaaya 24-39-0-255; Herb Waters 1-1-0-26. Cincinnati-MOORE, Hayden 22-33-1-279.

**RECEIVING:** Miami - Tyre Brady 5-54; Rashawn Scott 5-34; Herb Waters 4-60. Cincinnati-WASHINGTON, S. 8-106; MORRISON, Max 5-61; MCKAY, Mekale 4-91.

GAME 5 | OCT. 10 | TALLAHASSEE, FLA.

MIAMI	24
#12 FLORIDA STATE	29

Score by Quarters	1	2	3	4	Score
Miami (3-2)	3	7	7	7	24
#12 Florida State (5-0)	14	6	0	9	29

**Scoring Summary**

1st	11:30	FS	Cook 72 yd run (Aguayo kick) 5-91 2:15, UM 0 - FS 7
	06:55	UM	Badgley 30 yd field goal 11-62 4:35, UM 3 - FS 7
	05:42	FS	Cook 36 yd pass from Golson (Aguayo kick) 3-75 1:13, UM 3 - FS 14
2nd	14:53	FS	Aguayo 22 yd field goal 11-48 4:29, UM 3 - FS 17
	11:05	UM	Scott 58 yd pass from Kaaya (Badgley kick) 6-80 3:41, UM 10 - FS 17
	02:42	FS	Aguayo 32 yd field goal 8-45 2:41, UM 10 - FS 20
3rd	05:36	UM	Yearby 1 yd pass from Kaaya (Badgley kick) 17-80 6:23, UM 17 - FS 20
4th	11:58	FS	Aguayo 25 yd field goal 11-67 5:24, UM 17 - FS 23
	10:02	UM	Coley 29 yd pass from Kaaya (Badgley kick), 6-83 1:51, UM 24 - FS 23
	06:44	FS	Cook 23 yd run (Golson pass failed) 8-84 3:13, UM 24 - FS 29

	UM	FSU
FIRST DOWNS	19	25
RUSHES-YARDS (NET)	19-20	36-248
PASSING YDS (NET)	405	291
Passes Att-Comp-Int	49-29-0	33-25-0
TOTAL OFFENSE PLAYS-YARDS	68-425	69-539
Fumble Returns-Yards	0-0	0-0
Punt Returns-Yards	1-0	1-3
Kickoff Returns-Yards	3-29	2-30
Interception Returns-Yards	0-0	0-0
Punts (Number-Avg)	6-41.3	3-48.3
Fumbles-Lost	4-0	0-0
Penalties-Yards	7-73	7-43
Possession Time	28:37	31:23
Third-Down Conversions	8 of 16	3 of 10
Fourth-Down Conversions	0 of 1	0 of 1
Red-Zone Scores-Chances	2-2	3-4
Sacks By: Number-Yards	1-11	2-10

**RUSHING:** Miami - Joe Yearby 15-33; Mark Walton 1-3; Brad Kaaya 3-minus 16. Florida State-Cook, D. 22-22; Golson, E. 6-14; Vickers, J. 5-14; Stevenson, F. 1-2; TEAM 2-minus 2.

**PASSING:** Miami (FL)-Brad Kaaya 29-49-0-405. Florida State-Golson, E. 25-33-0-291.

**RECEIVING:** Miami - Stacy Coley 7-139; Rashawn Scott 6-108; Herb Waters 4-45. Florida State-Whitfield, K. 9-95; Wilson, J. 5-41; Cook, D. 3-47.

GAME 6 | OCT. 17 | MIAMI GARDENS, FLA.

VIRGINIA TECH	20
MIAMI	30

Score by Quarters	1	2	3	4	Score
Virginia Tech (3-4)	10	3	0	7	20
Miami (4-2)	10	10	3	7	30

**Scoring Summary**

1st	12:03	UM	Yearby 3 yd run (Badgley kick) 1-3 0:06, VT 0 - UM 7
	8:45	VT	Slye, J 30 yd field goal 7-61 3:18, VT 3 - UM 7
	3:43	UM	Badgley 24 yd field goal 11-69 5:02, VT 3 - UM 10
	00:00	VT	McMillian, T 9 yd pass from Motley, B (Slye, J kick), 10-75 3:43, VT 10 - UM 10
2nd	9:44	UM	Michael Badgley 49 yd field goal, 10-43 5:16, VT 10 - UM 13
	00:58	VT	Slye, J 38 yd field goal 11-47 3:33, VT 13 - UM 13
	:04	UM	Scott 7 yd pass from Kaaya (Badgley kick) 7-79 0:54, VT 13 - UM 20
3rd	00:58	UM	Badgley 21 yd field goal 5-24 2:36, VT 13 - UM 23
4th	7:20	VT	Ford, I 33 yd pass from Brewer, M (Slye, J kick), 3-53 1:27, VT 20 - UM 23
	02:44	UM	Scott 2 yd pass from Kaaya (Badgley kick) 9-75 4:36, VT 20 - UM 30

	VT	UM
FIRST DOWNS	20	20
RUSHES-YARDS (NET)	35-160	39-99
PASSING YDS (NET)	201	296
Passes Att-Comp-Int	27-17-3	30-19-0
TOTAL OFFENSE PLAYS-YARDS	62-361	69-395
Fumble Returns-Yards	0-0	0-0
Punt Returns-Yards	2--1	0-0
Kickoff Returns-Yards	5-89	1-11
Interception Returns-Yards	0-0	3-14
Punts (Number-Avg)	2-49.5	4-40.5
Fumbles-Lost	2-1	2-0
Penalties-Yards	8-69	9-81
Possession Time	27:52	32:08
Third-Down Conversions	3 of 10	7 of 16
Fourth-Down Conversions	1 of 2	1 of 2
Red-Zone Scores-Chances	3-3	5-6
Sacks By: Number-Yards	1-8	3-14

**RUSHING:** Virginia Tech - McMillian, T 16-99; Motley, B 11-26; Rogers, S 5-22. Miami (FL) - Joe Yearby 19-60; Mark Walton 12-37; Stacy Coley 1-15.

**PASSING:** Virginia Tech-Motley, B 14-23-2-136; Brewer, M 3-4-1-65. Miami (FL)-Brad Kaaya 19-30-0-296.

**RECEIVING:** Virginia Tech - Ford, I 4-76; Phillips, C 4-26; McMillian, T 3-16. Miami (FL) - Stacy Coley 4-63; Rashawn Scott 4-31; Herb Waters 3-89.

## GAME 7 | OCT. 24 | MIAMI GARDENS, FLA.

#6 CLEMSON	58
MIAMI	0

Score by Quarters	1	2	3	4	Score
#6 Clemson (7-0,4-0)	21	21	3	13	58
Miami (4-3,1-2)	0	0	0	0	0

### Scoring Summary

1st	12:18	CU	Leggett 34 yd pass from Watson (Huegel kick) 8-82 2:42, CU 7 - UM 0
	6:53	CU	Gallman 5 yd run (Huegel kick) 5-84 1:35, CU 14 - UM 0
	02:08	CU	Brooks 1 yd run (Huegel kick) 6-61 1:52, CU 21 - UM 0
2nd	08:59	CU	A. Scott 3 yd run (Huegel kick) 13-85 4:31, CU 28 - UM 0
	0:42	CU	Watson 6 yd run (Huegel kick) 13-84 4:05, CU 35 - UM 0
	0:34	CU	Tankersley 36 yd interception return (Huegel kick), CU 42 - UM 0
3rd	8:46	CU	Huegel 30 yd field goal 12-45 4:40, CU 45 - UM 0
4th	11:48	CU	K. Bryant 59 yd run (Huegel kick failed) 4-69 1:23, CU 51 - UM 0
	08:50	CU	K. Bryant 10 yd run (Huegel kick) 4-18 1:39, CU 58 - UM 0

	CU	UM
FIRST DOWNS	33	6
RUSHES-YARDS (NET)	63-416	29-53
PASSING YDS (NET)	151	93
Passes Att-Comp-Int	25-17-0	32-13-3
TOTAL OFFENSE PLAYS-YARDS	88-567	61-146
Fumble Returns-Yards	0-0	0-0
Punt Returns-Yards	1-1	1-10
Kickoff Returns-Yards	1-11	4-86
Interception Returns-Yards	3-78	0-0
Punts (Number-Avg)	4-42.2	10-42.5
Fumbles-Lost	2-1	0-0
Penalties-Yards	4-29	7-88
Possession Time	33:52	26:08
Third-Down Conversions	8 of 14	4 of 18
Fourth-Down Conversions	1 of 1	0 of 1
Red-Zone Scores-Chances	6-6	0-1
Sacks By: Number-Yards	4-22	0-0

**RUSHING:** Clemson - Gallman 22-118; Watson 8-98; K. Bryant 5-59. Miami (FL) - Joe Yearby 13-42; Mark Walton 4-11; Trayone Gray 3-5; Walter Tucker 1-5; Malik Rosier 6-1; Brad Kaaya 2-minus 11.

**PASSING:** Clemson - Watson 15-19-0-143; Schuessler 1-5-0-4; K. Bryant 1-1-0-4. Miami (FL) - Malik Rosier 7-22-2-42; Brad Kaaya 6-10-1-51.

**RECEIVING:** Clemson - Peake 5-44; McCloud 4-36; Gallman 2-11. Thompson 1-7; A. Scott 1-7; Seckinger 1-4. Miami (FL) - Stacy Coley 8-54; Rashawn Scott 2-21; Herb Waters 1-8.

## GAME 8 | OCT. 31 | DURHAM, N.C.

MIAMI	30
#22 DUKE	27

Score by Quarters	1	2	3	4	Score
Miami (5-3,2-2)	0	14	0	16	30
#22 Duke (6-2,3-1)	0	3	9	15	27

### Scoring Summary

2nd	11:54	UM	Waters 33 yd pass from Rosier (Badgley kick) 5-87 2:10, UM 7 - DU 0
	8:18	UM	Odogwu 0 yd fumble recovery (Badgley kick) 6-35 2:43, UM 14 - DU 0
	3:22	DU	Martin 27 yd field goal 15-69 4:50, UM 14 - DU 3
3rd	12:51	DU	Duncan 24 yd run (Martin kick) 7-75 2:09, UM 14 - DU 10
	2:12	DU	TEAM safety, UM 14 - DU 12
4th	11:02	UM	Coley 19 yd pass from Rosier (Badgley kick) 8-88 3:51, UM 21 - DU 12
	5:54	UM	Badgley 37 yd field goal 7-31 3:30, UM 24 - DU 12
	2:40	DU	Barnes 13 yd pass from Sirk (Martin kick) 14-75 3:09, UM 24 - DU 19
	0:06	DU	Sirk, T 1 yd run (Sirk, T rush) 10-80 1:44, UM 24 - DU 27
	00:00	UM	Elder 91 yd kickoff return, , UM 30 - DU 27

	UM	DUKE
FIRST DOWNS	21	34
RUSHES-YARDS (NET)	39-119	39-182
PASSING YDS (NET)	272	258
Passes Att-Comp-Int	29-20-1	52-31-0
TOTAL OFFENSE PLAYS-YARDS	68-391	91-440
Fumble Returns-Yards	0-0	1-3
Punt Returns-Yards	0-0	2-8
Kickoff Returns-Yards	4-110	5-92
Interception Returns-Yards	0-0	1-25
Punts (Number-Avg)	5-43.4	4-32.5
Fumbles-Lost	2-1	2-1
Penalties-Yards	23-194	5-41
Possession Time	33:10	26:50
Third-Down Conversions	8 of 14	6 of 15
Fourth-Down Conversions	0 of 0	1 of 4
Red-Zone Scores-Chances	3-3	3-5
Sacks By: Number-Yards	1-6	1-13

**RUSHING:** Miami (FL) - Joe Yearby 21-82; Mark Walton 11-49; Walter Tucker 1-1; Team 1-minus 1; Malik Rosier 5-minus 12; Sunny Odogwu 0-0. Duke-Duncan, J 7-51; Sirk, T 13-51; Wilson, S 7-43.

**PASSING:** Miami (FL) - Malik Rosier 20-29-1-272. Duke-Sirk, T 31-52-0-258.

**RECEIVING:** Miami (FL) - Stacy Coley 5-87; Herb Waters 4-77; Braxton Berrios 3-18. Duke - McCaffrey, M 9-90; Alls, T 5-45; Deaver, B 4-46.

**GAME 9 | NOV. 7 | MIAMI GARDENS, FLA.**

VIRGINIA	21
MIAMI	27

Score by Quarters	1	2	3	4	Score
Virginia (3-6, 2-3)	0	8	7	6	21
Miami (6-3, 3-2)	0	14	3	10	27

**Scoring Summary**

2nd	13:25	UM	Njoku 5 yd pass from Kaaya (Badgley kick)
			16-95 6:37, VA 0 - UM 7
	11:05	VA	TEAM safety
			VA 2 - UM 7
	4:49	VA	Frye, I 25 yd field goal
			12-66 6:16, VA 5 - UM 7
	3:17	UM	Coley 67 yd pass from Kaaya (Badgley kick)
			3-75 1:32, VA 5 - UM 14
	0:05	VA	Frye, I 48 yd field goal
			6-40 0:56, VA 8 - UM 14
3rd	5:28	VA	Zaccheaus, O 3 yd run (Frye kick)
			6-80 2:51, VA 15 - UM 14
	3:08	UM	Badgley 28 yd field goal
			6-64 2:20, VA 15 - UM 17
4th	12:52	UM	Walton 1 yd run (Badgley kick)
			7-79 2:50, VA 15 - UM 24
	7:08	VA	Frye, I 36 yd field goal
			12-56 5:44, VA 18 - UM 24
	2:15	UM	Badgley 39 yd field goal
			11-58 4:53, VA 18 - UM 27
	00:35	VA	Frye, I 47 yd field goal
			10-45 1:40, VA 21 - UM 27

	UVA	UM
FIRST DOWNS	24	18
RUSHES-YARDS (NET)	32-127	33-143
PASSING YDS (NET)	280	286
Passes Att-Comp-Int	42-29-1	26-20-1
TOTAL OFFENSE PLAYS-YARDS	74-407	59-429
Fumble Returns-Yards	0-0	0-0
Punt Returns-Yards	0-0	2-5
Kickoff Returns-Yards	2-31	3-47
Interception Returns-Yards	1-8	1-0
Punts (Number-Avg)	5-41.0	2-42.5
Fumbles-Lost	0-0	1-0
Penalties-Yards	8-80	7-52
Possession Time	33:09	26:51
Third-Down Conversions	4 of 13	8 of 13
Fourth-Down Conversions	0 of 0	0 of 0
Red-Zone Scores-Chances	3-3	4-5
Sacks By: Number-Yards	1-8	2-8

**RUSHING:** Virginia - Mizzell, T 18-91; Zaccheaus, O 4-20; Johns, M 5-7. Miami (FL) - Joe Yearby 17-78; Mark Walton 11-59; Herb Waters 1-10.

**PASSING:** Virginia - Johns, M 29-42-1-280. Miami (FL) - Brad Kaaya 20-26-1-286.

**RECEIVING:** Virginia - Mizzell, T 8-40; Severin, C 5-70; Hamm, D 4-48. Miami (FL) - Stacy Coley 7-132; Herb Waters 5-31; David Njoku 2-63.

**GAME 10 | NOV. 14 | CHAPEL HILL, N.C.**

MIAMI	21
#17 NORTH CAROLINA	59

Score by Quarters	1	2	3	4	Score
Miami (6-4, 3-3)	0	0	7	14	21
#17 North Carolina (9-1, 6-0)	7	24	21	7	59

**Scoring Summary**

1st	2:40	NC	Williams, M 10 yd run (Weiler kick)
			3-36 0:49, UM 0 - NC 7
2nd	13:28	NC	Hood, E 1 yd run (Weiler, N kick)
			9-49 3:03, UM 0 - NC 14
	10:22	NC	Weiler, N 25 yd field goal
			5-58 1:33, UM 0 - NC 17
	06:24	NC	Williams, M 14 yd run (Weiler, N kick)
			1-14 0:07, UM 0 - NC 24
	00:40	NC	Switzer, R 78 yd punt return (Weiler, N kick)
			UM 0 - NC 31
3rd	13:18	NC	Fritts, B 2 yd pass from Williams, M
			(Weiler, N kick), 5-61 1:35, UM 0 - NC 38
	10:26	NC	Williams, M 3 yd run (Weiler, N kick)
			6-65 1:42, UM 0 - NC 45
	06:30	UM	Cager 8 yd pass from Kaaya (Badgley kick)
			9-75 3:56, UM 7 - NC 45
	03:14	NC	Logan, T 9 yd run (Weiler, N kick)
			6-73 3:10, UM 7 - NC 52
4th	14:26	UM	Kaaya 1 yd run (Badgley kick)
			13-94 3:45, UM 14 - NC 52
	08:31	NC	Brunson, C 3 yd run (Jones, F kick)
			11-60 5:48, UM 14 - NC 59
	05:05	UM	Gray 1 yd run (Badgley kick)
			10-80 3:21, UM 21 - NC 59

	UM	UNC
FIRST DOWNS	25	30
RUSHES-YARDS (NET)	32-99	46-298
PASSING YDS (NET)	326	189
Passes Att-Comp-Int	43-24-1	22-16-0
TOTAL OFFENSE PLAYS-YARDS	75-425	68-487
Fumble Returns-Yards	0-0	0-0
Punt Returns-Yards	1-5	1-78
Kickoff Returns-Yards	4-56	4-92
Interception Returns-Yards	0-0	1-60
Punts (Number-Avg)	6-40.8	3-41.7
Fumbles-Lost	2-2	1-0
Penalties-Yards	12-103	5-56
Possession Time	30:44	29:16
Third-Down Conversions	5 of 15	7 of 11
Fourth-Down Conversions	3 of 3	0 of 0
Red-Zone Scores-Chances	3-5	8-8
Sacks By: Number-Yards	2-13	2-22

**RUSHING:** Miami (FL) - Joe Yearby 13-74; Mark Walton 12-40; Trayone Gray 3-20. North Carolina - Hood, E 17-132; Williams, M 12-101; Logan, T 4-25.

**PASSING:** Miami (FL) - Brad Kaaya 24-43-1-326. North Carolina - Williams, M 11-16-0-105; Trubisky, M 5-5-0-84; Switzer, R 0-1-0-0.

**RECEIVING:** Miami (FL) - Stacy Coley 5-58; Joe Yearby 4-79; Mark Walton 4-52. North Carolina - Fieulleteau, J 4-74; Davis, Q 3-33; Washington, D 2-22.

**GAME 11 | NOV. 21 | MIAMI GARDENS, FLA.**

GEORGIA TECH	21
MIAMI	38

Score by Quarters	1	2	3	4	Score
Georgia Tech (3-8, 1-7)	7	0	0	14	21
North Carolina (7-4, 4-3)	7	17	7	7	38

**Scoring Summary**

1st	10:35	GT	Snoddy, B. 5 yd run (Butker, H. kick) 6-62 3:15, GT 7 - UM 0
	7:08	UM	Yearby 2 yd run (Badgley kick) 8-75 3:27, GT 7 - UM 7
2nd	8:43	UM	Mark Walton 4 yd run (Badgley kick) 6-97 3:22, GT 7 - UM 14
	6:18	UM	Grace 0 yd fumble recovery (Badgley kick) GT 7 - UM 21
	00:00	UM	Badgley 57 yd field goal 3-4 0:18, GT 7 - UM 24
3rd	7:13	UM	Walton 25 yd pass from Kaaya (Badgley kick) 4-41 2:40, GT 7 - UM 31
4th	10:05	GT	Jordan, M. 3 yd run (Butker, H. kick) 6-68 2:43, GT 14 - UM 31
	06:41	UM	Mark Walton 1 yd run (Michael Badgley kick) 6-75 3:24, GT 14 - UM 38
	01:09	GT	Lynch, C. 3 yd run (Butker, H. kick) 10-67 5:32, GT 21 - UM 38

	GT	UM
FIRST DOWNS	19	15
RUSHES-YARDS (NET)	57-314	28-86
PASSING YDS (NET)	59	300
Passes Att-Comp-Int	9-4-2	26-16-0
TOTAL OFFENSE PLAYS-YARDS	66-373	54-386
Fumble Returns-Yards	0-0	1-46
Punt Returns-Yards	3-4	1-1
Kickoff Returns-Yards	3-68	0-0
Interception Returns-Yards	0-0	2-48
Punts (Number-Avg)	4-40.0	6-41.0
Fumbles-Lost	9-2	2-0
Penalties-Yards	1-5	9-76
Possession Time	32:38	27:22
Third-Down Conversions	7 of 12	3 of 9
Fourth-Down Conversions	0 of 1	0 of 0
Red-Zone Scores-Chances	3-4	4-4
Sacks By: Number-Yards	0-0	1-5

**RUSHING:** Georgia Tech - Marshall, M. 8-74; Griffin, L. 4-67; Lynch, C. 4-61. Miami (FL) - Joe Yearby 13-47; Mark Walton 11-36; Malik Rosier 1-5.

**PASSING:** Georgia Tech - Jordan, M. 4-8-1-59; Stewart, B. 0-1-1-0. Miami (FL) - Brad Kaaya 16-25-0-300; Team 0-1-0-0.

**RECEIVING:** Georgia Tech - Lynch, C. 3-51; Stewart, B. 1-8. Miami (FL) - Chris Herndon 3-66; Herb Waters 3-66; Stacy Coley 3-56.

**GAME 12 | NOV. 27 | PITTSBURGH, PA.**

MIAMI	29
PITTSBURGH	24

Score by Quarters	1	2	3	4	Score
Miami (8-4, 5-3)	17	6	0	6	29
Pittsburgh (8-4, 6-2)	0	3	7	14	24

**Scoring Summary**

1st	8:48	UM	Kaaya 1 yd run (Badgley kick) 13-75 6:12, UM 7 - UP 0
	6:57	UM	Badgley 33 yd field goal 4-7 1:03, UM 10 - UP 0
	2:34	UM	Scott 22 yd pass from Kaaya (Badgley kick), 2-70 0:42, UM 17 - UP 0
2nd	9:49	UM	Badgley 48 yd field goal 7-28 2:04, UM 20 - UP 0
	5:02	UP	Blewitt, C. 25 yd field goal 10-68 4:47, UM 20 - UP 3
	0:00	UM	Badgley 23 yd field goal 17-72 5:02, UM 23 - UP 3
3rd	3:52	UP	Hall, D. 35 yd run (Blewitt, C. kick) 5-61 1:59, UM 23 - UP 10
4th	13:38	UM	Badgley 45 yd field goal 10-47 5:14, UM 26 - UP 10
	06:51	UM	Badgley 29 yd field goal 9-65 4:49, UM 29 - UP 10
	06:34	UP	Orndoff, S. 2 yd pass from Peterman, N. (Peterman, N. rush), 1-2 0:17, UM 29 - UP 18
	02:34	UP	Peterman, N. 5 yd run (Peterman, N. pass failed), 4-41 0:39 UM 29 - UP 24

	UM	PITT
FIRST DOWNS	20	15
RUSHES-YARDS (NET)	40-116	31-189
PASSING YDS (NET)	261	142
Passes Att-Comp-Int	35-21-0	27-13-1
TOTAL OFFENSE PLAYS-YARDS	75-377	58-331
Fumble Returns-Yards	0-0	0-0
Punt Returns-Yards	3-6	1-25
Kickoff Returns-Yards	1-15	4-145
Interception Returns-Yards	1-19	0-0
Punts (Number-Avg)	5-36.6	4-40.0
Fumbles-Lost	0-0	2-1
Penalties-Yards	7-64	10-73
Possession Time	34:28	25:32
Third-Down Conversions	5 of 16	5 of 13
Fourth-Down Conversions	2 of 2	1 of 1
Red-Zone Scores-Chances	4-4	3-3
Sacks By: Number-Yards	3-11	0-0

**RUSHING:** Miami (FL) - Joe Yearby 22-99; Mark Walton 13-19; Trayone Gray 1-2. PITT - Hall, D. 12-103; Boyd, T. 3-47; Ollison, Q. 10-37.

**PASSING:** Miami (FL) - Brad Kaaya 21-35-0-261. PITT-Peterman, N. 13-27-1-142.

**RECEIVING:** Miami (FL) - Rashawn Scott 7-74; David Njoku 5-39; Mark Walton 3-80. PITT - Boyd, T. 5-70; Ollison, Q. 2-18; Zeise, E. 1-17.

SEASON IN REVIEW





## GAME 13 | DEC. 26 | EL PASO, TEXAS

MIAMI	14
WASHINGTON STATE	20

Score by Quarters	1	2	3	4	Score
Miami (8-5)	7	0	0	7	14
Washington State (9-4)	7	13	0	0	20

### Scoring Summary

1st	12:41	WSU	Morrow 31 yd pass from Falk (Powell kick) 6-75 2:19, UM 0 - WSU 7
	5:45	UM	Coley 4 yd pass from Kaaya (Badgley kick) 15-69 6:56, UM 7 - WSU 7
2nd	6:33	WSU	Powell 30 yd field goal 14-58 6:13, UM 7 - WSU 10
	1:10	WSU	Marks 25 yd pass from Falk (Powell kick) 8-71 2:32, UM 7 - WSU 17
	0:00	WSU	Powell 25 yd field goal 4-34 0:26, UM 7 - WSU 20
4th	13:10	UM	Walton 5 yd run (Badgley kick) 2-65 0:33, UM 14 - WSU 20

	UM	WSU
FIRST DOWNS	13	23
RUSHES-YARDS (NET)	30-125	25-87
PASSING YDS (NET)	219	295
Passes Att-Comp-Int	17-32-2	29-53-0
TOTAL OFFENSE PLAYS-YARDS	62-344	78-382
Fumble Returns-Yards	0-0	0-0
Punt Returns-Yards	7-263	2--8
Kickoff Returns-Yards	2-56	4-248
Interception Returns-Yards	0-0	2-36
Punts (Number-Avg)	7-37.6	6-36.8
Fumbles-Lost	3-1	1-1
Penalties-Yards	9-105	5-63
Possession Time	28:55	31:05
Third-Down Conversions	3 of 13	5 of 15
Fourth-Down Conversions	2 of 3	1 of 3
Red-Zone Scores-Chances	2-4	2-2
Sacks By: Number-Yards	2-14	4-33

**RUSHING:** Miami (FL) - Braxton Berrios 3-72; Joe Yearby 14-63; Mark Walton 9-23. Washington State - Morrow 10-71; Harrington 3-12; Wicks 5-11.

**PASSING:** Miami (FL) - Brad Kaaya 17-31-1-219. Washington State - Falk, Luke 29-53-0-295.

**RECEIVING:** Miami (FL) - Rashawn Scott 5-75; Mark Walton 3-57; Stacy Coley 3-44. Washington State-Marks, Gabe 5-67; Cracraft, River 5-63; Morrow, Jamal 5-50.



# **HURRICANES FOOTBALL HISTORY**

<b>HISTORY</b> .....	<b>81-88</b>
<b>ALL-TIME RESULTS</b> .....	<b>89-102</b>
<b>SERIES RESULTS</b> .....	<b>103-119</b>
<b>1983 NATIONAL CHAMPIONSHIP</b> .....	<b>120</b>
<b>1987 NATIONAL CHAMPIONSHIP</b> .....	<b>121</b>
<b>1989 NATIONAL CHAMPIONSHIP</b> .....	<b>122</b>
<b>1991 NATIONAL CHAMPIONSHIP</b> .....	<b>123</b>
<b>2001 NATIONAL CHAMPIONSHIP</b> .....	<b>124</b>
<b>BOWL GAME HISTORY</b> .....	<b>125-137</b>
<b>MISCELLANEOUS HISTORY</b> .....	<b>138</b>
<b>COLLEGE &amp; PRO FOOTBALL HALL OF FAMES</b> .....	<b>139-142</b>
<b>ALL-AMERICANS</b> .....	<b>143-151</b>
<b>RING OF HONOR &amp; RETIRED JERSEYS</b> .....	<b>152-155</b>
<b>JACK HARDING MVP AWARD</b> .....	<b>156</b>
<b>NATIONAL AWARD WINNERS</b> .....	<b>157-160</b>
<b>#PROCANES</b> .....	<b>161-172</b>
<b>NFL DRAFT PICKS</b> .....	<b>173-176</b>
<b>CANES IN THE SUPER BOWL</b> .....	<b>177-178</b>
<b>CANES IN THE PRO BOWL</b> .....	<b>179-180</b>
<b>ALL-TIME LETTERMEN</b> .....	<b>181-200</b>
<b>ATTENDANCE</b> .....	<b>201-202</b>
<b>UNIVERSITY OF MIAMI SPORTS HALL OF FAME</b> .....	<b>203-206</b>

# HURRICANES FOOTBALL HISTORY

## 1926-36

### THE BEGINNING

Before competition even took place on a freshman level, plans for a 50,000-seat on campus stadium were proposed in 1926 by the school's first president, Dr. Bowman Ashe. Work began on a temporary, 8,000-seat structure on campus, but one day later, on September 17, 1926, a hurricane leveled much of South Florida, killing more than 130 people, damaging over 10,000 homes and shelving plans for the stadium.

Due to the storm, classes started late and it wasn't until October 23 that UM played its first game: a 7-0 win over Rollins in front of 304 spectators. The season included two wins over the University of Havana, with a Thanksgiving Day game in Miami and a Christmas Day meeting in Cuba.

The first varsity competition came in 1927 and coach Howard Buck guided the Hurricanes to a 3-6-1 record with a 39-3 win over Rollins in the first game.

### MIAMI'S FIRST ROAD VICTORY

J. Burton Rix, who had coached at Texas and SMU, arrived in time for the 1929 season and Miami's first varsity road games. The team traveled via the city's private car, *The Spirit of Miami* on the Eastern Seaboard Railroad.

### MIAMI'S FIRST INTERSECTIONAL GAME

Miami's first intersectional game was an indoor contest against Temple in Atlantic City, N.J. The UM players presented their opponents with coconuts prior to the contest; in return Temple handed Miami a 34-0 defeat. Also that season, the Hurricanes played one of the nation's first night games on October 31, 1930 a game vs. Bowden College in Miami.

### FIRST BOWL GAME

UM entered the bowl business, upsetting Manhattan in the Palm Festival on January 1, 1933, at Moore Park in Miami. The next year, UM went 5-0-2 but lost in the Palm Festival to a Duquesne team coached by Elmer Layden (one of the famed Four Horsemen of Notre Dame).

### BEGINNING OF THE FAMED ORANGE BOWL

UM plays Bucknell on New Year's Day following the 1934 season in the Wooden Bowl. A halftime parade that included an orange-colored bowl was the humble beginning of the famed Orange Bowl extravaganzas produced by Seiler.

## 1937-42, 1945-47

### THE JACK HARDING ERA

Jack Harding comes in to serve as both head coach and athletic director in 1937. In nine seasons as head coach (with a two-year break for service in World War II), Harding moves the Hurricanes from the ranks of small time into major college status. In 1937 UM also moved into the Roddy Burdine Municipal Stadium (later renamed the Orange Bowl).

### HURRICANES' FIRST WIN OVER GATORS

Miami wins the first meeting against Florida and that same year captured the Southern Intercollegiate Athletic Association championship for the first time.

### HURRICANES DURING WWII

Eddie Dunn, a running back out of Pittsburgh, starred for the Hurricanes in the late '30s and took over as head coach for two years (1943-44) during World War II. When Harding returned just prior to the 1945 season, it appeared that UM would suffer through another miserable season after going 1-7-1 in 1944. But enrollment began to swell as hundreds returned from the service. The Canes forged a 9-1-1 record that included one of the most memorable Orange Bowl games in history.

On January 1, 1946, UM and Holy Cross had battled to a 6-6 tie with just a few seconds remaining. Crusader quarterback Gene DeFilippo threw a desperation pass that went in and out of the arms of an open receiver and wound up in the hands of the Hurricanes' Al Hudson. A former Miami Edison High track star, Hudson juggled the ball and sprinted 89 yards for the winning score as time ran out.

# HURRICANES FOOTBALL HISTORY

## 1948-63

### THE ANDY GUSTAFSON ERA

In 16 seasons, Andy Gustafson's teams went to four bowls and appeared on national television nine times. He developed the "Miami Drive Series", a form of the belly option generally considered the forerunner of the wishbone and coached Al Carapella as UM's first major college All-American (1950). Gustafson's 1950 squad went 9-1-1, defeated Purdue one week after the Boilermakers had broken Notre Dame's unbeaten streak at 39 games and earned an Orange Bowl bid against Clemson.

### UM'S FIRST TOP 10 RANKING

A No. 9 ranking by both UP and INS in 1954 marked UM's first Top 10 ranking at the end of the season. In 1956, on the strength of an 8-1-1 mark, the Hurricanes finished sixth in all three wire service polls.

### HURRICANES AND INTEGRATION

UM breaks a Southern tradition by playing against African-American players in a 14-6 defeat of Iowa in the Orange Bowl. In the late 1950s, UM had won a battle with the city to open seating to African-Americans in the entire Orange Bowl, and on January 31, 1961, the UM trustees voted unanimously to open the door to all students.

### FIRST AFRICAN-AMERICAN HURRICANES

In December 1966, the University of Miami signed an African-American athlete, Ray Bellamy, a 6-5, 210-pound wide receiver from Palmetto, Fla., who chose Miami over Florida State, Florida A&M and a number of major colleges in the Midwest. Miami became the second major college in the South with an African-American football player on scholarship, and Bellamy became a standout both on and off the football field. Tom Sullivan, a tailback from Jacksonville, became the second African-American signee in 1968 and was followed one year later by future pro stars Burgess Owens and Chuck Foreman.

### THE AGE OF MIRACLES

Key West native George Mira led Miami to a pair of bowl games while twice earning All-America honors in the early 1960s. Nicknamed "The Matador," Mira

set nearly every passing record in the school's history, finished fifth in the Heisman Trophy voting as a senior and tied a national completion record (368) despite UM's 3-7 record.

## 1964-69

### THE CHARLIE TATE ERA

Charlie Tate was tabbed as head man in early 1964 and after two years at .500 under Tate, another star emerged to lead UM to back-to-back bowl games.

### HENDRICKS EMERGES

Born in Guatemala and raised in South Florida, Ted Hendricks, nicknamed "The Mad Stork," became one of the most feared pass rushers in college football. He became the school's first and only three-time All-American (1966, 1967 and 1968).

## 1970-78

### HURRICANES FIND THEIR WAY

Five different coaches guided UM from 1970-78, with Walk Kichefski (1970), Fran Curci (1971-72), Pete Elliott (1973-74), Carl Selmer (1975-76) and Lou Saban (1977-78) combining to go 37-61 in nine seasons. Elliott had the most success of the group, going 5-6 in 1973 and 6-5 in 1974. During the 1974 season – one of only two winning seasons for UM in the 1970s – the Canes won road contests at No. 19 Houston and West Virginia, in addition to picking up home victories over Virginia Tech and Syracuse. UM's other winning season of the 1970s came in 1978 when Saban guided UM to 6-5 campaign with road wins at Kansas, at No. 19 Auburn and at Florida to close out the season.

The bad times were eased some when Miami pulled a stunning 14-13 upset of Florida in Gainesville.

### FIFTH DOWN PLAY

After three games in 1972, the Hurricanes were winless and playing at home against Tulane when a fifth down play gave Miami a 24-21 win. The Hurricanes had started with a first-and-10 from Tulane's 12-yard line late in the game. After four plays (plus a nullified penalty down), Miami was exiting the field, still trailing 21-17. But the officials called the UM offense back onto the field for another down, which resulted in a 32-yard



# HURRICANES FOOTBALL HISTORY

touchdown pass from quarterback Ed Carney to split end Witt Beckman.

## 1979-83

### THE HOWARD SCHNELLENBERGER ERA

In January 1979, UM hired Dolphins offensive coordinator Howard Schnellenberger as its eighth head coach since 1963. Schnellenberger installed a pro-style passing attack, and in his first year at the helm UM became known as the “Jet-Lag Kids.” The team traveled more than 28,000 miles in 1979, an NCAA record, including trips to the Japan Bowl, San Diego State, Penn State and Syracuse, posting a 5-6 record.

### TURNING POINT UNDER SCHNELLENBERGER

A year later, Schnellenberger’s Hurricanes went 8-3 and were invited to the Peach Bowl. They posted a 20-10 victory over Virginia Tech to finish 9-3 for the season. That game is cited by many as the turning point in the UM football program. UM went 9-2 in 1981 and 7-4 in 1982, both respectable seasons. Still, nobody knew what was coming next. By Schnellenberger’s fifth and last season of 1983, UM had traveled even further - to the national championship of college football. Behind the passing wizardry of freshman quarterback Bernie Kosar, the Hurricanes upset Nebraska 31-30 in the 50th Orange Bowl Classic to cap a storybook 11-1 season and a No. 1 spot in both wire service polls.

## 1984-88

### THE JIMMY JOHNSON ERA

In May 1984, UM athletic director Sam Jankovich plucked Jimmy Johnson away from Oklahoma State. Johnson’s first campaign resulted in an 8-5 record, including the “Hail Flutie” loss to Boston College and an appearance in the Fiesta Bowl.

### TESTAVERDE UM’S FIRST HEISMAN WINNER

In 1986, the 60th year of UM’s varsity football history, the Hurricanes fielded what many consider to be one of the best college football teams ever. Led by Miami’s first Heisman Trophy winner - Vinny Testaverde - the Hurricanes swept through the regular season with a perfect 11-0 mark. Miami held down the No. 1 national ranking for 15 weeks in the fall of 1986 on the strength of

a record-breaking offense and the nation’s No. 5 ranked defense, a unit that featured first-team All-Americans Jerome Brown and Bennie Blades.

### THREE HURRICANES TAKEN IN FIRST NINE PICKS

The Hurricanes of 1986 appeared on network TV in eight of its 12 games, and in the spring of 1987, three Hurricanes (Testaverde, Alonzo Highsmith and Eddie Brown) were selected in the first nine picks of the NFL draft.

### SECOND TITLE IN 1987

The Hurricanes firmly established themselves as the “Team of the 1980s” in 1987 by winning the school’s second national championship in five years. The season was highlighted by “The Game of the Year,” as it was later called, on October 3 in Tallahassee, as No. 3 Miami faced No. 4 Florida State on national television (CBS). Miami overcame a 19-3 deficit behind three Steve Walsh touchdown passes and Bubba McDowell knocked down an FSU two-point conversion attempt to preserve a 26-25 Hurricanes victory.

### THE FIRST UNBEATEN SET OF CANES

In the 1988 Orange Bowl, Miami, for the third consecutive season, dealt the powerful Sooners their only defeat of the year, 20-14. Miami completed a 12-0 season, the first undefeated record by a UM varsity team.

### BLADES AND STUBBS SHINE

At season’s end, safety Bennie Blades, Miami’s all-time interceptions leader, was named consensus All-American for the second straight year and in January 1988 he was named co-recipient of the Jim Thorpe Award, which honors the nation’s finest defensive back. DE Daniel Stubbs, Miami’s all-time sack leader, also closed out his memorable career as a consensus All-American and finished as a finalist for the Outland Trophy.

### FIRST TRIP TO THE WHITE HOUSE

On January 29, 1988, the Hurricane players and coaches were honored guests of President Ronald Reagan at the White House, a first for any collegiate athletic team in the state of Florida.



# HURRICANES FOOTBALL HISTORY

## 1989-94

### THE DENNIS ERICKSON ERA

Dennis Erickson of Washington State was named UM's 18th head coach on March 5, 1989. Erickson earned the distinction of being only the second Division I head coach to win a national title in his first season at a school, leading the Hurricanes to an 11-1 record and the school's third national championship in seven seasons. Truly the "Team of the 1980s", Miami stormed to the crown with a 33-25 win over Alabama in the Sugar Bowl. QB Craig Erickson won Sugar Bowl MVP honors.

The 1990 edition of the Hurricanes went on to set school records in total offense (482.9 yards per game) and in passing yardage (324.8 ypg). A powerful defensive unit anchored by All-Americans Russell Maryland (who went on to become the Hurricanes' first Outland Trophy winner and was the first overall pick in the NFL draft) and Maurice Crum (a Butkus Award finalist) allowed just 79.7 yards per game rushing. Miami finished the season with a 10-2 record and a 46-3 victory over Texas in the Mobil Cotton Bowl (UM's eighth straight New Year's Day Bowl). With its No. 3 final ranking, it became only the second team in college football history to finish No. 1, 2 or 3 for five straight seasons.

### MIAMI JOINS THE BIG EAST

Following the 1990 season, Miami officially became a charter member of the BIG EAST Football Conference, joining Boston College, Syracuse, Pittsburgh, Rutgers, Temple, Virginia Tech and West Virginia.

### UNDEFEATED AGAIN

In 1991, Miami went 12-0 for only the second time in its history, winning the AP National Championship, while Washington, which also finished 12-0, was voted National Champion by CNN/USA TODAY (coaches). It was the second title in Dennis Erickson's three years (a feat matched by only one other coach), the third for the school in five years, and fourth in nine.

### 58 IN A ROW

Miami opened the 1994 campaign by etching its name atop an NCAA record that may never fall. With a 56-0 victory over Georgia Southern, the Hurricanes recorded their 58th consecutive victory in the Orange

Bowl, a streak that began in 1985. After posting a road victory at Arizona State, the Canes returned home to face another Pac-10 foe, Washington. The Huskies capitalized on a series of UM miscues early in the third quarter to produce 22 points, and the Miami home win streak ended with a 38-20 defeat.

### HUERTAS RECORD

Kicker Carlos Huerta set an NCAA record with 157 consecutive extra points and set or tied 13 Miami records. He finished with 397 career points, third on the NCAA career list, and was one of five UM first-team All-Americans, joining defensive back Darryl Williams, offensive lineman Leon Searcy, linebacker Darrin Smith and receiver/kick returner Kevin Williams.

### WHITE HOUSE AGAIN

The season ended with a third visit to the White House in five years, this time to see President George H.W. Bush, following a convincing 22-0 win over Nebraska in the Federal Express Orange Bowl.

### NCAA RECORD SET

A 41-17 defeat of Memphis State in the 1993 season finale gave the Canes their 57th consecutive home victory, tying the NCAA record set by Alabama, and sent a senior class to graduation without a loss in the Orange Bowl during their careers.

### THE SAPP

Defensive tackle Warren Sapp etched his name among the great defensive linemen in UM history as he was named a consensus All-American and Miami's first Lombardi Award winner in 1994.

### HURRICANE ANDREW STRIKES

The 1992 season saw the Hurricanes face a level of adversity previously unimagined. Just prior to the season, on August 24, South Florida was devastated by Hurricane Andrew causing Erickson, five other coaches and several staff and players' families to move out of their severely damaged homes. The Miami football team was forced to move nearly 200 miles north to Dodgertown in Vero Beach to complete preseason drills before playing the season opener. The 24-7 road victory at Iowa was the first positive symbol for a ravaged Miami community. Head coach Dennis Erickson was named the

# HURRICANES FOOTBALL HISTORY

BIG EAST Coach of the Year, while QB Gino Torretta earned college football's highest individual honor, becoming Miami's second Heisman Trophy winner.

Torretta became the most honored college player in history and was joined by linebackers Micheal Barrow and Darrin Smith and cornerback Ryan McNeil as first-team All-Americans.

## 1995-2000

### THE BUTCH DAVIS ERA

Former UM assistant Butch Davis returned to Coral Gables following six seasons as an assistant coach with the Dallas Cowboys in January of 1995. By mid-October, Miami found itself with a 1-3 record, including a 0-1 mark in conference play, Miami regrouped and reeled off seven straight wins to finish the season with an 8-3 record. Junior middle linebacker Ray Lewis finished second in the balloting for the 1995 Butkus Award and was honored as a first-team All-American by the Associated Press.

### 3 FOR 300

The 1997 Hurricanes became the first team in the history of the program to put together three consecutive games of rushing for more than 300 yards. Miami accomplished the feat in wins over Boston College, Temple and Arkansas State. In the thrilling, double overtime victory over BC, running back Edgerrin James set what was then a BIG EAST and University of Miami single-game rushing record with 271 yards in the 45-44 win.

### BACK TO THE TOP

In 1998, the Hurricanes began their ascent back to the top of college football. A team that featured 71 sophomores and freshmen battled to a BIG EAST Conference title showdown with Syracuse in the conference finale. Miami rebounded from a bitter defeat at Syracuse to ruin UCLA's national title hopes in the regular-season finale. In a game that was originally scheduled to be played in the Orange Bowl on September 26 but was rescheduled for December 5 as Hurricane George set its sights on South Florida, Miami hosted the third-ranked Bruins and their 20-game winning streak. When Cade McNown's "Hail Mary" pass fell through the back of the end zone as time expired,

fans stormed the Orange Bowl field to celebrate UM's dramatic 49-45 victory. The Hurricanes had sent notice to the college football world that the program was headed back in the right direction. Miami finished 1998 with a 9-3 mark and a No. 20 final ranking following a 46-23 dismantling of NC State in the Micron PC Bowl at nearby Pro Player Stadium.

### BC COMEBACK

The Hurricanes produced the largest comeback in UM history at Boston College in 1999, erasing a 28-0 third quarter deficit to win, 31-28. That win provided UM with momentum as the Canes would win seven of their final eight games, the only loss coming to No. 2 Virginia Tech.

### BACK ON TOP

The 2000 Hurricanes tallied big victories over top-ranked Florida State and No. 2 Virginia Tech on their way to being acknowledged nationally as college football's hottest team at season's end, but were not given a chance to play for the national championship. UM laid an impressive 37-20 win on Florida in the Nokia Sugar Bowl to make a case for a fifth championship and setting the stage for another title run in 2001.

## 2001-06

### THE LARRY COKER ERA

Larry Coker was named as UM's 19th head football coach on February 3, 2001. The 2001 season started with Coker facing coaching legend Joe Paterno and the Penn State Nittany Lions. A crowd of 109,313 – the largest ever for a Miami game – watched the Hurricanes open the season with a resounding statement. Miami raced to a 30-0 halftime lead on the way to a 33-7 victory before a national television audience. QB Ken Dorsey orchestrated a 344-yard passing performance and the Hurricanes were stifling on defense in the victory.

### “BREAK HISTORY AND MAKE HISTORY”

The Seminoles were riding a 54-game home unbeaten streak (37 straight wins), and had not lost on their home turf since a UM victory in 1991. Miami's mission to “Break History and Make History” was accomplished in spectacular fashion with a 49-27 defeat of the Seminoles. Another national television audience watched the Hurricanes' defense cause six

# HURRICANES FOOTBALL HISTORY

FSU turnovers. Miami scored via offense, defense and special teams en route to one of its largest points total ever against the Seminoles, a victory that returned UM to the top of the rankings.

## NO. 5 TAKES THE ROSE

The Rose Bowl hosted the Bowl Championship Series (BCS) title game for the first time, the first time in 56 years that teams from conferences other than the Pac-10 Conference and the Big Ten Conference were competing in the game. Miami left little doubt about which team was college football's best, racing to a 34-0 halftime lead behind a huge first-half performance by game co-MVPs Ken Dorsey and Andre Johnson. Dorsey and Johnson connected for two touchdowns and 199 yards in the game with Dorsey throwing for a career-best 362 yards. Portis added another score on a brilliant 39-yard touchdown run and the Hurricanes were able to enjoy the second half of their national title victory. Miami's fifth national title team in 19 years ranked among its most dominating, setting a school and BIG EAST record with 475 points in the regular season. Miami's 37-point outburst in the Rose Bowl gave the team 512 points overall. In BIG EAST games, the 2001 Hurricanes scored 290 points, second to 2000's 310. During the 2001 regular season, UM outscored its opponents by an average margin of 43.2 to 9.4. The total included a 239-33 (21.7-3.0) advantage in the first half and 236-70 (21.5-6.36) mark in the second half.

## COKER MAKES HISTORY

Coker became the first rookie head coach to lead his team to a national title since 1948. He earned two national Coach of the Year honors, winning the "Bear" Bryant Award from the National Sportswriters and Sportscasters Association, and sharing the American Football Coaches' Association honor with Maryland's Ralph Friedgen.

## LOPSIDED WIN IN THE SWAMP

The first regular-season meeting between UM and UF in 16 years was a matchup of a pair of teams ranked in the nation's top 10 in 2002. The top-ranked Hurricanes dominated the sixth-ranked Gators with an impressive show of offensive versatility and defensive force in a stunningly easy 41-16 victory. The outcome was the most lopsided UF home loss in more than 20 years. Quarterback Ken Dorsey threw for four touchdowns,

tailback Willis McGahee rushed for 204 yards and the Miami defense created three turnovers.

## JUSY SHY OF NO. 6

The Hurricanes had earned a shot at their sixth national title with a berth in the 2003 Tostitos Fiesta Bowl where they would face Ohio State in Tempe, Ariz., and the matchup provided one of college football's most dramatic games. Miami overcame a 17-7 second-half deficit to tie the game when Todd Sievers nailed a 40-yard field goal as time expired. Miami took the lead 24-17 in the first overtime when Dorsey connected with tight end Kellen Winslow for a score. Ohio State responded with a touchdown to send it to a second overtime, a score made possible by a controversial pass interference call in the end zone on a fourth-down play that kept the Buckeyes' drive alive. OSU took a 31-24 lead, a lead they held when Miami's final possession ended on an incompleteness from the two-yard line on fourth down.

## RALLY AGAINST THE GATORS

Miami opened with Florida in 2004 and fell behind the Gators 33-10 midway through the third quarter. A packed house at the Orange Bowl was in disbelief but the Hurricanes rallied behind the hot hand of quarterback Brock Berlin who compiled one of the most amazing performances in Miami history in the second half. Berlin led Miami to a 38-33 comeback win by completing 19 of his final 21 passes over the game's final 21 minutes, leading four touchdown drives and taking the Hurricanes to the winning score with just over a minute remaining. Miami closed its season in the FedEx Orange Bowl against rival Florida State. The unusual rematch played out much like the first meeting after Miami fell behind early. After trailing 14-3 early in the second quarter, Miami physically took over the game with its running game to mount a comeback. Jarrett Payton rushed for 131 yards on 22 carries to earn game Most Valuable Player honors. His 46-yard run set up Miami's first touchdown.

Jon Peattie nailed three field goals and Miami's defense held FSU to 206 total yards while limiting Chris Rix to 6-of-19 passing for only 96 yards. A missed FSU field goal attempt in the fourth period continued Miami's roll in the series, as the Hurricanes ended 2003 with a five-game win streak over their rivals from Tallahassee.

Eight Hurricanes earned first-team All-BIG EAST honors in 2003, led by conference Defensive Player

## HURRICANES FOOTBALL HISTORY

of the Year Sean Taylor. Taylor and tight end Kellen Winslow were consensus first-team All-Americans while linebacker Jonathan Vilma was mentioned on several All-America squads and was a finalist for the Butkus Award. Winslow continued Miami's string of award winners as he was named winner of the John Mackey Award as college football's top tight end.

### HURRICANES JOIN THE ACC

After having six players selected in the first round of the NFL draft in April, the most ever of any college, the Hurricanes embarked on their first season as members of the Atlantic Coast Conference. UM played on Labor Day night against Florida State in the Orange Bowl in front of a nationally televised ABC audience. However, the arrival of another Hurricane – this one called Hurricane Francis – closed down the campus and delayed the game four days. On September 10, a Friday night, the Hurricanes hosted the Seminoles and were trailing 10-3 in the fourth quarter. With 4:09 remaining, the Seminoles attempted a 34-yard field goal that would have iced the victory. But Devin Hester blocked the kick, giving the Hurricanes a chance. Not long after, Brock Berlin led Miami on an 80-yard drive, throwing a 30-yard touchdown pass to Sinorice Moss with 30 seconds remaining. The game went into overtime and Miami's momentum held. The Hurricanes forced a fumble on Florida State's first possession, and two plays later Frank Gore scored on an 18-yard run for a 16-10 victory.

### 2007-10

#### THE RANDY SHANNON ERA

The Randy Shannon era began on Sept. 1, 2007, with the Hurricanes knocking off Marshall, 31-3, to jumpstart a 2007 season that was a building year for the mighty Hurricanes. One of the two highlight games of the 2007 season occurred on a Thursday night at the Orange Bowl, as a stifling Miami defense wreaked havoc on Texas A&M's triple-option attack, limiting one of the nation's top rushing teams to less than 100 yards on the ground. The Hurricanes' offense moved through the air and on the ground as Miami won, 34-17

Miami had a thrilling 37-29 win at in-state rival Florida State. The Hurricanes showed the ability to rally late – using a late touchdown pass in the closing minutes and a fumble return to seal the win. UM closed the Orange

Bowl with a loss to Virginia. In his second season, Shannon guided the Hurricanes to the program's 34th bowl appearance as UM played California in the 2008 Emerald Bowl. Miami also made Dolphin Stadium its new home when it opened up the season with a 52-7 win over Charleston Southern. UM went on to win seven games in 2008, which included a five-game win streak (UCF, Duke, Wake Forest, Virginia and Virginia Tech). Freshman LB Sean Spence was named ACC Defensive Rookie of the Year. K/P Matt Boshier was given the Jack Harding MVP Award and was a semifinalist for the Lou Groza Award.

### POSTSEASON UNDER SHANNON

Miami's hiatus from postseason was short-lived as Randy Shannon's first bowl appearance as a head coach came true in 2008 after a one-year hiatus in 2007. The Hurricanes used a gutsy come-from-behind performance led by freshman QB Jacory Harris to knock off Virginia in overtime giving UM its sixth win of the season. Miami became bowl eligible with a Thursday night win over Virginia Tech. Miami went on to take on California in the 2008 Emerald Bowl.

The Hurricanes also earned a berth in the 2009 ChampsSports Bowl in Orlando and the 2010 Hyundai Sun Bowl in El Paso. Miami's Sun Bowl appearance was coached by interim coach Jeff Stoutland.

### 2011-2015

#### THE AL GOLDEN ERA

Al Golden was named the University of Miami's 22nd head football coach in December 2010. Golden's brand of football--tough, smart and disciplined--was accepted and strides were made in that direction. From 2010 to 2011, the Canes improved 19-plus spots among the nation's FBS schools in turnover margin (+19), fewest penalties per game (+63) and fewest yards penalized per game (+85).

Golden oversaw an offense that was one of the most efficient in the country and produced lauded 2011 seasons for Jacory Harris, WR Tommy Streeter and RB Lamar Miller. His persuasion on the defense was evident, as the Canes held several top-rated offenses to 20-plus points below their season averages. The Miami defense finished the season ranked No. 21 in the nation in scoring defense and tied for ninth in red zone defense.

In his second season at the helm, Golden led the

## HURRICANES FOOTBALL HISTORY

Hurricanes, which were picked to finish fifth in the ACC Coastal Division, to a 7-5 record and a 5-3 league mark, earning a share of the 2012 ACC Coastal Division title.

The 2012 season was highlighted by the rise of junior QB Stephen Morris, who threw for a career-best 3,345 passing yards and racked up a school-record 3,415 yards of total offense. Freshman Duke Johnson became Miami's first All-American since 2005 when he earned second-team All-America honors as a kick returner by the Walter Camp Football Foundation and FWAA Freshman All-America honors. Johnson rushed for a UM freshman-record 947 yards and amassed 2,060 all-purpose yards in his rookie season.

Golden led the Hurricanes to a 9-4 record in 2013 and a berth in the Russell Athletic Bowl in Orlando - Miami's first bowl appearance since 2010.

The 2013 season began with a 7-0 start, including a win over No. 12 Florida as the Hurricanes jumped as high as No. 7 in the BCS rankings. Miami was led by nine All-ACC selections, including first-team LB Denzel Perryman and P Pat O'Donnell, who set the school single-season record for punting average. Miami is 11-4 in its last 15 games under Golden after the Hurricanes started 11-11 through the first 22 games.

In 2014, Golden guided the Hurricanes to their second-consecutive bowl game following a six-win campaign.

The 2014 campaign saw the emergence of true freshman quarterback Brad Kaaya. In his rookie campaign with the Hurricanes, Kaaya broke several Miami rookie records, including the school standard for passing yards and touchdowns. Kaaya closed the year with 3,198 yards passing, 26 touchdowns and just 12 interceptions en route to being named ACC Rookie of the Year and receiving Freshman All-America honors. He became just the third Miami signal-caller to surpass 3,000 yards passing in a single season since 2003.

Miami also saw standout senior seasons from Perryman and tight end Clive Walford. Walford led the team in receptions with 44, while Perryman led the team with 110 tackles.

In addition, the 2014 campaign featured Johnson becoming the school's all-time leader in rushing (3,519) and all-purpose yardage (5,526) en route to being named first team All-ACC and receiving the Brian Piccolo Award. Johnson finished his junior season by rushing for a team-high 1,652 yards and 10 touchdowns.

Following the year, Miami had seven players selected

in the 2015 NFL Draft, including two in the first round (Ereck Flowers and Phillip Dorsett).

The start of the 2015 season opened on a high note for the Hurricanes as they posted a 3-0 record for the 17th time in the previous 60 years. Miami would then go on to drop three of its next four games and fell to 4-3 on the year, which led to the dismissal of Golden.

Assistant coach Larry Scott took over head coaching duties on Oct. 25 and would go on to lead the Canes to a 4-1 record over the final five games of the season and helped Miami to an appearance in the Hyundai Sun Bowl where it fell 20-14 to Washington State.

Following the year, defensive backs Artie Burns (Pittsburgh Steelers) and Deon Bush (Chicago Bears) were selected in the first and fourth rounds of the NFL Draft, respectively.

## 2015 - PRESENT

### THE MARK RICHT ERA

A new era in Miami Hurricanes football began on Dec. 4, 2015 as Director of Athletics Blake James named Mark Richt as the 24th head coach in program history.

Richt, a 1982 Miami alum, returned home to South Florida following a 15-year career at Georgia where he compiled a 145-51 overall record and an 85-40 mark in Southeastern Conference play.



# ALL-TIME RESULTS



## HOWARD BUCK

1926-28

### 1926 8-0

#### Freshman Team

DATE	UM	OPP	OPPONENT	W/L	SCORE
Oct. 30			Rollins	W	7-0
Nov. 6			Florida Southern	W	12-0
Nov. 13			Mercer	W	22-6
Nov. 20			Stetson	W	20-0
Nov. 25			Havana	W	23-0
Nov. 27			Loyola (New Orleans)	W	6-0
Dec. 24			at Havana	W	23-0
Jan. 1			Howard	W	9-7
<b>Total points</b>					<b>122-13</b>

### 1927 3-6-1

DATE	UM	OPP	OPPONENT	W/L	SCORE
Oct. 29			Rollins	W	39-3
Nov. 5			Piedmont	W	46-0
Nov. 11			Spring Hill	L	0-6
Nov. 19			Stetson	L	0-36
Nov. 24			Samford	L	0-52
Dec. 3			Oglethorpe	L	0-13
Dec. 10			Georgetown	T	7-7
Dec. 17			Millisaps	L	0-31
Dec. 26			Louisiana College	W	7-0
Jan. 2			Furman	L	7-39
<b>Total points</b>					<b>106-187</b>

### 1928 4-4-1

DATE	UM	OPP	OPPONENT	W/L	SCORE
Oct. 27			Havana	W	62-0
Nov. 3			Rollins	W	31-0
Nov. 10			Elon	L	18-21
Nov. 17			Stetson	L	6-15
Nov. 29			Samford	L	0-7
Dec. 8			Louisiana College	W	20-0
Dec. 15			Union	W	7-6
Dec. 22			Wake Forest	L	6-13
Jan. 1			Florida Southern	T	13-13
<b>Total points</b>					<b>163-75</b>

## J. BURTON RIX

1929

### 1929 3-2

DATE	UM	OPP	OPPONENT	W/L	SCORE
Oct. 19			Florida Southern	W	6-0
Oct. 26			Rollins	W	32-0
Nov. 2			at Louisiana-Lafayette	L	0-14
Nov. 16			at Stetson	L	0-12
Nov. 28			Samford	W	7-0
<b>Total points</b>					<b>45-26</b>

## ERNEST BRETT

1930

### 1930 3-4-1

DATE	UM	OPP	OPPONENT	W/L	SCORE
Oct. 24			Florida Southern	W	13-6
Oct. 31			Bowden	W	7-0
Nov. 8			at Temple	L	0-34
Nov. 11			vs. Samford (Dothan, Ala.)	L	0-24
Nov. 14			at Louisiana-Lafayette	W	6-0
Nov. 21			Rollins	T	0-0
Nov. 28			Stetson	L	0-19
Dec. 5			Western Kentucky	L	0-19
<b>Total points</b>					<b>26-102</b>

## TOM MCCANN

1931-34

### 1931 4-8

DATE	UM	OPP	OPPONENT	W/L	SCORE
Oct. 9			Bowden	L	7-12
Oct. 16			Georgia Southern	L	12-13
Oct. 23			Rollins	W	7-0
Oct. 30			Florida Southern	L	20-31
Nov. 7			at Western Kentucky	L	0-20
Nov. 11			at Murray State	L	0-15
Nov. 14			at Middle Tennessee	L	6-25
Nov. 20			Alabama "B"	L	0-16
Nov. 27			Erskine	W	9-0
Dec. 4			Parris Island	W	12-6
Dec. 11			Jacksonville State	W	14-13
Dec. 18			Norman Park	L	9-19
<b>Total points</b>					<b>96-170</b>

### 1932 3-4-1

DATE	UM	OPP	OPPONENT	W/L	SCORE
Oct. 14			William & Mary	W	6-2
Oct. 28			Piedmont	W	30-6
Nov. 4			Georgia Southern	L	6-19
Nov. 10			at Rollins	L	0-6
Nov. 18			Murray State	T	0-0
Nov. 24			Louisiana-Lafayette	W	7-0
Dec. 3			Middle Tennessee	L	0-7

#### Palm Festival (Miami, Fla.)

Jan. 1			Manhattan	W	7-0
<b>Total points</b>					<b>56-40</b>

### 1933 5-1-2

DATE	UM	OPP	OPPONENT	W/L	SCORE
Oct. 14			Georgia Southern	W	20-0
Oct. 28			Piedmont	W	71-6
Nov. 4			Bowden	W	48-0
Nov. 10			Louisville	W	33-7
Nov. 18			Rollins	W	18-0
Nov. 24			Tampa	T	0-0
Dec. 3			Stetson (HC)	T	0-0

#### Palm Festival (Miami, Fla.)

Jan. 1			Duquesne	L	7-33
<b>Total points</b>					<b>197-46</b>

HISTORY

# ALL-TIME RESULTS

## 1934 5-3-1

DATE	UM OPP	OPPONENT	W/L	SCORE
Oct. 12		Southeastern Louisiana	W	26-7
Oct. 18		Florida Southern	W	26-6
Oct. 26		Wofford	W	42-14
Nov. 2		Stetson (HC)	T	6-6
Nov. 10		at Rollins	L	0-14
Nov. 16		Oglethorpe	W	19-6
Nov. 23		at Tampa	L	6-7
Nov. 30		Baltimore	W	25-6
Orange Bowl (Miami, Fla.)				
Jan. 1		vs. Bucknell	L	0-26
<b>Total points</b>				<b>150-92</b>

## 1938 8-2

DATE	UM OPP	OPPONENT	W/L	SCORE
Sept. 30		Spring Hill	W	46-0
Oct. 7		Tampa	W	32-6
Oct. 15		at Florida	W	19-7
Oct. 22		at Drake	L	6-18
Oct. 28		Rollins	W	19-0
Nov. 4		Oglethorpe	W	44-0
Nov. 11		at Catholic	L	0-7
Nov. 18		Duquesne	W	21-7
Nov. 24		Bucknell (HC)	W	19-0
Dec. 2		Georgia	W	13-7
<b>Total points</b>				<b>219-52</b>

## IRL TUBBS

1935-36

## 1935 5-3

DATE	UM OPP	OPPONENT	W/L	SCORE
Oct. 11		Southeastern Louisiana	W	2-0
Oct. 19		at Georgetown	L	0-13
Oct. 25		Tampa	L	7-13
Nov. 1		Stetson	L	12-13
Nov. 15		Wake Forest	W	3-0
Nov. 22		Rollins	W	29-0
Nov. 29		Boston (HC)	W	17-0
Dec. 6		Oglethorpe	W	21-13
<b>Total points</b>				<b>91-52</b>

## 1939 5-5

DATE	UM OPP	OPPONENT	W/L	SCORE
Oct. 6		Wake Forest	L	0-33
Oct. 14		at Tampa	W	32-7
Oct. 20		Rollins	W	14-6
Oct. 27		Catholic	L	0-14
Nov. 3		Texas Tech	W	19-0
Nov. 10		Drake	W	33-6
Nov. 18		Florida (HC)	L	0-13
Nov. 25		at South Carolina	L	6-7
Dec. 1		North Carolina State	W	27-7
Dec. 8		Georgia	L	0-13
<b>Total points</b>				<b>131-106</b>

## 1936 6-2-2

DATE	UM OPP	OPPONENT	W/L	SCORE
Sept. 25		Georgia Southern	W	44-0
Oct. 2		Tampa	T	0-0
Oct. 9		at Bucknell	W	6-0
Oct. 17		at Rollins	W	26-0
Oct. 31		at Boston	T	7-7
Nov. 6		Stetson	W	20-6
Nov. 20		Mercer	W	13-0
Nov. 27		Mississippi (HC)	L	0-14
Dec. 4		Georgetown	W	10-6
Dec. 11		South Carolina	L	3-6
<b>Total points</b>				<b>129-39</b>

## 1940 3-7

DATE	UM OPP	OPPONENT	W/L	SCORE
Oct. 4		Stetson	W	19-0
Oct. 11		Tampa	W	27-0
Oct. 18		Catholic	L	18-20
Oct. 25		Elon	W	31-7
Nov. 1		at Texas Tech	L	14-61
Nov. 8		Rollins	L	0-7
Nov. 16		Florida	L	6-46
Nov. 22		South Carolina	L	2-7
Nov. 29		Mississippi (HC)	L	7-21
Dec. 6		Georgia	L	7-28
<b>Total points</b>				<b>131-197</b>

## JACK HARDING

1937-42, 1945-46

## 1937 4-4-1

DATE	UM OPP	OPPONENT	W/L	SCORE
Oct. 1		Georgia Southern <sup>1</sup>	W	40-0
Oct. 8		Spring Hill	W	26-0
Oct. 15		at Bucknell	T	6-6
Oct. 29		Tampa	L	0-12
Nov. 5		Stetson <sup>2</sup>	W	25-13
Nov. 12		Catholic	W	21-0
Nov. 26		Drake (HC)	L	0-7
Dec. 3		South Carolina	L	0-3
Dec. 10		Georgia	L	0-26
<b>Total points</b>				<b>118-67</b>

## 1941 8-2

DATE	UM OPP	OPPONENT	W/L	SCORE
Oct. 3	—	Elon	W	38-0
Oct. 10	—	at Tampa	W	20-6
Oct. 17	—	Rollins	W	21-0
Oct. 24	—	Samford	W	19-0
Oct. 31	—	Texas Tech	W	6-0
Nov. 7	—	West Virginia Wesleyan	W	34-0
Nov. 15	—	Florida (HC)	L	0-14
Nov. 21	—	South Carolina	W	7-6
Nov. 28	— 18	Alabama	L	7-21
Dec. 5	—	VMI	W	10-7
<b>Total points</b>				<b>162-54</b>

1 — First UM home game in Orange Bowl Stadium  
2 — Miami's 100th football game

# ALL-TIME RESULTS

## 1942 7-2

DATE	UM	OPP	OPPONENT	W/L	SCORE
Oct. 3	—	—	Jacksonville AFB	L	0-14
Oct. 10	—	—	Tampa	W	65-6
Oct. 16	—	—	at St. Louis	W	31-6
Oct. 24	—	—	Rollins	W	21-0
Oct. 31	—	—	Furman	W	32-13
Nov. 7	—	—	North Carolina State	L	0-2
Nov. 14	—	—	Florida	W	12-0
Nov. 21	—	—	South Carolina	W	13-6
Nov. 28	—	—	West Virginia	W	21-13
<b>Total points</b>					<b>195-60</b>

## 1946 8-2

DATE	UM	OPP	OPPONENT	W/L	SCORE
Sept. 27	—	—	William & Mary	W	13-3
Oct. 4	—	—	North Carolina	L	0-21
Oct. 11	—	—	TCU	W	20-12
Oct. 19	—	—	at Florida	W	20-13
Oct. 25	—	—	Chattanooga	W	33-13
Nov. 1	—	—	at Villanova	W	26-21
Nov. 8	—	—	Miami, Ohio	W	20-17
Nov. 15	—	11	LSU (HC)	L	7-20
Nov. 22	—	—	Washington & Lee	W	40-20
Nov. 29	—	—	Detroit	W	21-7
<b>Total points</b>					<b>200-147</b>

## EDDIE DUNN

1943-44

## 1943 5-1

DATE	UM	OPP	OPPONENT	W/L	SCORE
Oct. 2	—	—	at Jacksonville NATC	W	6-0
Oct. 16	—	—	Camp Gordon	W	52-6
Oct. 23	—	—	Charleston CG	W	13-6
Nov. 5	—	—	Jacksonville NATC	L	0-20
Nov. 20	—	—	Presbyterian	W	32-13
Nov. 26	—	—	Fort Benning	W	21-7
<b>Total points</b>					<b>124-52</b>

## 1944 1-7-1

DATE	UM	OPP	OPPONENT	W/L	SCORE
Oct. 7	—	—	South Carolina	T	0-0
Oct. 20	—	—	Ft. Pierce Amph.	L	0-38
Oct. 27	—	18	Wake Forest	L	0-27
Nov. 3	—	—	Florida (HC)	L	0-13
Nov. 10	—	—	North Carolina State	L	7-28
Nov. 17	—	—	Presbyterian	W	31-12
Nov. 24	—	—	Auburn	L	19-38
Dec. 1	—	—	Tulsa	L	2-48
Dec. 8	—	—	Texas A&M	L	14-70
<b>Total points</b>					<b>73-274</b>

## JACK HARDING

1937-42, 1945-47

## 1945 9-1-1

### ORANGE BOWL CHAMPIONS

DATE	UM	OPP	OPPONENT	W/L	SCORE
Sept. 28	—	—	at Chattanooga	W	27-7
Oct. 5	—	—	Georgia	L	21-27
Oct. 12	—	—	St. Louis	W	21-0
Oct. 19	—	—	Florida	W	7-6
Oct. 26	—	—	Miami, Ohio (HC)	W	27-13
Nov. 2	—	—	Clemson	W	7-6
Nov. 9	—	—	South Carolina	T	13-13
Nov. 16	—	—	North Carolina State	W	21-7
Nov. 23	—	—	Michigan State	W	21-7
Nov. 30	—	—	Auburn	W	33-7

### Orange Bowl (Miami, Fla.)

Jan. 1	—	16	Holy Cross <sup>1</sup>	W	13-6
<b>Total points</b>					<b>224-105</b>

<sup>1</sup> — Miami's 100th victory

## 1947 2-7-1

DATE	UM	OPP	OPPONENT	W/L	SCORE
Sept. 26	—	—	Baylor	L	7-18
Oct. 3	—	—	at Villanova	T	7-7
Oct. 10	—	—	TCU	L	6-19
Oct. 17	—	—	Rollins	W	6-0
Oct. 24	—	—	George Washington	W	28-7
Oct. 31	—	—	South Carolina	L	0-8
Nov. 8	—	—	at Cincinnati	L	7-20
Nov. 14	—	—	Vanderbilt	L	7-33
Nov. 21	—	—	Florida (HC)	L	6-7
Nov. 28	—	6	Alabama	L	6-21
<b>Total points</b>					<b>80-140</b>

## ANDY GUSTAFSON

1948-63

## 1948 4-6

DATE	UM	OPP	OPPONENT	W/L	SCORE	ATT
Oct. 1	—	—	Rollins <sup>1</sup>	W	25-0	34,557
Oct. 8	—	—	Villanova	L	10-19	42,827
Oct. 15	—	—	at Detroit	W	6-0	18,451
Oct. 22	—	—	Georgia	L	21-42	46,127
Oct. 29	—	—	Maryland (HC)	L	13-27	35,713
Nov. 5	—	—	Cincinnati	W	36-6	32,361
Nov. 12	—	—	Chattanooga	W	19-0	28,548
Nov. 20	—	—	at Florida	L	13-27	28,000
Nov. 26	—	—	Kentucky	L	5-25	31,361
Dec. 3	—	12	Vanderbilt	L	6-33	28,952
<b>Total points/Attendance</b>					<b>154-179</b>	<b>326,897</b>

<sup>1</sup> — Miami's 200th game

## 1949 6-3

DATE	UM	OPP	OPPONENT	W/L	SCORE	ATT
Sept. 30	—	—	Rollins	W	52-13	30,776
Oct. 8	—	—	at Louisville	W	26-0	12,000
Oct. 14	—	—	Purdue	L	0-14	48,532
Oct. 21	—	—	Georgia	W	13-9	37,158
Nov. 4	—	—	Detroit	W	27-6	35,031
Nov. 11	—	—	South Carolina	W	13-7	34,185
Nov. 18	—	—	Florida (HC)	W	28-13	55,981
Nov. 25	—	20	Kentucky	L	6-21	42,970
Dec. 2	—	14	Maryland	L	0-13	34,886
<b>Total points/Attendance</b>					<b>165-96</b>	<b>319,507</b>

# ALL-TIME RESULTS

## 1950

### ORANGE BOWL

DATE	UM	OPP	OPPONENT	W/L	SCORE	ATT
Sept. 29	—	—	The Citadel	W	21-0	33,332
Oct. 6	—	—	Villanova	W	18-12	35,294
Oct. 14	—	9	at Purdue	W	20-14	32,000
Oct. 20	14	—	Boston	W	34-7	40,119
Oct. 28	11	—	at Pittsburgh	W	28-0	24,537
Nov. 3	8	—	Georgetown	W	42-7	33,425
Nov. 10	9	—	Louisville	T	13-13	28,824
Nov. 18	17	—	at Florida	W	20-14	40,000
Nov. 24	14	—	Iowa (HC)	W	14-6	44,999
Dec. 1	15	—	Missouri	W	27-9	39,623

#### Orange Bowl (Miami, Fla.)

Jan. 1	15	10	Clemson	L	14-15	65,000
<b>Total points/Attendance</b>					<b>251-97</b>	<b>417,153</b>

## 1951

### GATOR BOWL CHAMPIONS

DATE	UM	OPP	OPPONENT	W/L	SCORE	ATT
Sept. 29	—	—	at Tulane	L	7-21	40,000
Oct. 5	—	—	Florida State	W	35-13	38,278
Oct. 12	—	—	Purdue	W	7-0	51,838
Oct. 19	—	—	Washington & Lee	W	32-12	39,402
Oct. 26	—	—	Mississippi	W	20-7	46,191
Nov. 3	19	14	at Kentucky	L	0-32	28,000
Nov. 9	—	—	Chattanooga	W	34-7	30,504
Nov. 17	—	—	Florida (HC)	W	21-6	61,602
Nov. 30	—	—	Nebraska	W	19-7	32,283
Dec. 7	—	—	Pittsburgh	L	7-21	39,865

#### Gator Bowl (Jacksonville, Fla.)

Jan. 2	—	19	vs. Clemson	W	14-0	37,208
<b>Total points/Attendance</b>					<b>196-126</b>	<b>445,171</b>

## 1952

DATE	UM	OPP	OPPONENT	W/L	SCORE	ATT
Sept. 26	—	—	VMI	W	45-0	35,525
Oct. 3	—	—	Alabama	L	7-21	53,916
Oct. 10	—	—	at Boston	L	7-9	15,344
Oct. 17	—	—	Richmond	W	41-6	24,535
Oct. 24	—	—	Marquette	W	20-6	22,293
Oct. 31	—	—	Kentucky	L	0-29	25,981
Nov. 7	—	—	Vanderbilt (HC)	L	0-9	32,906
Nov. 14	—	—	Stetson	W	35-0	11,846
Nov. 22	—	—	at Florida	L	6-43	35,000
Nov. 28	—	—	North Carolina	L	7-34	20,222
Dec. 5	—	—	Georgia	L	13-35	21,557
<b>Total points/Attendance</b>					<b>181-192</b>	<b>299,125</b>

## 9-1-1

## 1953

DATE	UM	OPP	OPPONENT	W/L	SCORE	ATT
Sept. 25	—	—	Florida State	W	27-0	26,629
Oct. 2	—	10	Baylor	L	13-21	28,042
Oct. 9	—	—	Clemson	W	39-7	27,324
Oct. 17	—	—	at Nebraska	L	16-20	38,000
Oct. 23	—	3	Maryland	L	0-30	42,157
Oct. 31	—	—	at Fordham	L	0-20	20,308
Nov. 6	—	15	Auburn	L	20-29	26,472
Nov. 13	—	—	Virginia Tech	W	26-0	17,105
Nov. 28	—	—	Florida (HC)	W	14-10	55,532
<b>Total points/Attendance</b>					<b>155-137</b>	<b>281,569</b>

## 1954

DATE	UM	OPP	OPPONENT	W/L	SCORE	ATT
Sept. 24	—	—	Furman	W	51-13	41,827
Oct. 1	—	11	Baylor	W	19-13	35,063
Oct. 8	—	—	Holy Cross	W	26-20	32,856
Oct. 15	—	—	Mississippi State	W	27-13	40,836
Oct. 22	16	—	Maryland	W	9-7	56,659
Oct. 29	10	—	Fordham	W	75-7	37,498
Nov. 6	6	—	at Auburn	L	13-14	25,000
Nov. 19	16	—	Alabama (HC)	W	23-7	61,423
Nov. 27	11	—	at Florida	W	14-0	38,000
<b>Total points/Attendance</b>					<b>257-94</b>	<b>638,901</b>

## 1955

DATE	UM	OPP	OPPONENT	W/L	SCORE	ATT
Sept. 17	9	10	at Georgia Tech	L	6-14	39,500
Sept. 30	—	—	Florida State	W	34-0	42,363
Oct. 7	15	5	Notre Dame <sup>1</sup>	L	0-14	75,685
Oct. 21	—	18	TCU	L	19-21	46,034
Oct. 29	—	16	at Pittsburgh	W	21-7	40,117
Nov. 4	—	—	Boston College (HC)	W	14-7	42,249
Nov. 11	20	—	Bucknell	W	46-0	30,240
Nov. 18	—	—	Alabama	W	34-12	35,414
Nov. 26	14	—	Florida	W	7-6	49,362
<b>Total points/Attendance</b>					<b>181-81</b>	<b>400,964</b>

1 — UM's first home sellout in the Orange Bowl

## 1956

DATE	UM	OPP	OPPONENT	W/L	SCORE	ATT
Sept. 28	—	17	South Carolina	W	14-6	44,484
Oct. 5	13	—	Boston College	W	27-6	37,381
Oct. 12	11	—	Maryland	W	13-6	44,304
Oct. 19	11	—	Georgia	T	7-7	42,682
Oct. 27	19	10	at TCU	W	14-0	25,000
Nov. 2	9	—	Florida State	W	20-7	36,925
Nov. 16	8	13	Clemson	W	21-0	47,603
Nov. 23	6	—	West Virginia	W	18-0	37,073
Dec. 1	6	18	at Florida	W	20-7	40,000
Dec. 8	6	13	Pittsburgh (HC)	L	7-14	38,243
<b>Total points/Attendance</b>					<b>161-53</b>	<b>393,695</b>

# ALL-TIME RESULTS

## 1957

DATE	UM	OPP	OPPONENT	W/L	SCORE	ATT
Sept. 21	14	—	at Houston	L	0-7	52,000
Oct. 5	—	11	Baylor	W	13-7	43,662
Oct. 11	—	18	North Carolina	L	13-20	47,166
Oct. 18	—	12	North Carolina State	T	0-0	40,783
Oct. 25	—	—	Kansas	W	48-6	33,280
Nov. 1	—	—	Villanova	W	13-7	31,900
Nov. 8	—	—	at Florida State	W	40-13	15,712
Nov. 15	—	—	Maryland (HC)	L	6-16	42,701
Nov. 30	—	20	Florida	L	0-14	59,507
Dec. 7	—	—	Pittsburgh	W	28-13	28,231
<b>Total points/Attendance</b>					<b>161-103</b>	<b>394,942</b>

## 1958

DATE	UM	OPP	OPPONENT	W/L	SCORE	ATT
Sept. 26	15	14	Wisconsin	L	0-20	62,087
Oct. 4	—	—	at Baylor <sup>1</sup>	W	14-8	20,000
Oct. 10	—	11	LSU	L	0-41	41,467
Oct. 25	—	—	at Boston College	L	2-6	11,000
Oct. 31	—	—	Vanderbilt	L	15-28	25,425
Nov. 7	—	—	Florida State	L	6-17	31,879
Nov. 14	—	—	Maryland	L	14-26	26,747
Nov. 21	—	—	Houston (HC)	L	26-37	24,822
Nov. 29	—	14	Florida <sup>2</sup>	L	9-12	24,000
Dec. 6	—	—	Oregon	W	2-0	22,898
<b>Total points/Attendance</b>					<b>88-195</b>	<b>290,325</b>

1 — Miami's 300th game  
2 — at Jacksonville, Fla.

## 1959

DATE	UM	OPP	OPPONENT	W/L	SCORE	ATT
Sept. 25	—	—	Tulane	W	26-7	35,668
Oct. 3	—	—	at Florida State	W	7-6	17,600
Oct. 10	—	1	at LSU	L	3-27	67,000
Oct. 16	—	—	Navy	W	23-8	51,694
Oct. 23	—	7	Auburn	L	6-21	42,986
Oct. 30	—	—	Kentucky	L	3-22	34,547
Nov. 6	—	—	North Carolina	W	14-7	31,136
Nov. 13	—	—	South Carolina (HC)	W	26-6	31,797
Nov. 20	18	11	Michigan State	W	18-13	40,870
Nov. 28	12	—	Florida	L	14-23	25,000
<b>Total points/Attendance</b>					<b>140-140</b>	<b>353,298</b>

## 1960

DATE	UM	OPP	OPPONENT	W/L	SCORE	ATT
Sept. 25	—	—	Tulane	W	26-7	35,668
Sept. 30	—	—	North Carolina	W	29-12	40,252
Oct. 8	—	—	at Pittsburgh	L	6-17	29,455
Oct. 14	—	—	South Carolina	W	21-6	28,745
Oct. 22	—	17	at Auburn	L	7-20	25,000
Oct. 28	—	—	Boston College	W	10-7	30,699
Nov. 4	—	—	Florida State	W	25-7	37,984
Nov. 12	—	—	Notre Dame (HC)	W	28-21	58,062
Nov. 18	—	14	Syracuse	L	14-21	45,271
Nov. 26	—	19	Florida	L	0-18	60,122
Dec. 2	—	—	Air Force	W	23-14	29,678
<b>Total points/Attendance</b>					<b>163-143</b>	<b>385,268</b>

## 1961

DATE	UM	OPP	OPPONENT	W/L	SCORE	ATT
Sept. 16	—	—	Pittsburgh	L	7-10	33,292
Sept. 23	—	—	at Kentucky	W	14-7	35,000
Sept. 29	—	8	Penn State	W	25-8	45,687
Oct. 6	—	—	Navy	L	6-17	53,182
Oct. 13	—	—	Colorado	L	7-9	40,393
Oct. 27	—	—	North Carolina (HC)	W	10-0	29,612
Nov. 3	—	—	Georgia	W	32-7	38,210
Nov. 11	—	—	at Tulane	W	6-0	15,000
Nov. 24	—	—	Northwestern	W	10-6	48,628
Dec. 2	—	—	at Florida	W	15-6	42,000
<b>Liberty Bowl (Memphis, Tenn.)</b>						
Dec. 16	—	14	Syracuse	L	14-15	15,712
<b>Total points/Attendance</b>					<b>146-85</b>	<b>396,716</b>

## 1962

DATE	UM	OPP	OPPONENT	W/L	SCORE	ATT
Sept. 15	—	—	at Pittsburgh	W	23-14	32,765
Sept. 29	—	—	TCU	W	21-20	51,251
Oct. 5	9	—	Florida State	W	7-6	43,962
Oct. 13	—	6	at LSU	L	3-17	67,500
Oct. 19	—	—	Maryland (HC)	W	28-24	49,381
Oct. 27	—	—	at Air Force	W	21-3	32,789
Nov. 2	—	—	Kentucky	W	25-17	43,614
Nov. 10	—	3	at Alabama	L	3-36	43,000
Nov. 23	—	—	Northwestern	L	7-29	61,381
Dec. 1	—	—	Florida <sup>1</sup>	W	17-15	62,441

### Gotham Bowl (New York, N.Y.)

Dec. 15	—	—	Nebraska	L	34-36	6,166
<b>Total points/Attendance</b>					<b>189-238</b>	<b>494,250</b>

1 — Miami's 200th victory

## 1963

DATE	UM	OPP	OPPONENT	W/L	SCORE	ATT
Sept. 20	—	—	Florida State	L	0-24	57,596
Sept. 28	—	—	Purdue	W	3-0	46,823
Oct. 4	—	—	at Tulane	W	10-0	18,000
Oct. 11	—	—	LSU	L	0-3	45,986
Oct. 18	—	—	Georgia	L	14-31	44,895
Nov. 2	—	—	at Kentucky	W	20-14	27,500
Nov. 16	—	—	at North Carolina	L	16-27	28,000
Nov. 23	—	—	Florida	L	21-27	57,773
Nov. 30	—	5	Pittsburgh	L	20-31	33,230
Dec. 7	—	9	Alabama (HC)	L	12-17	25,472
<b>Total points/Attendance</b>					<b>116-174</b>	<b>385,275</b>



# ALL-TIME RESULTS



## CHARLIE TATE

1964-69

### 1964 4-5-1

DATE	UM	OPP	OPPONENT	W/L	SCORE	ATT
Sept. 19	—	—	Florida State	L	0-14	51,605
Sept. 26	—	—	at Georgia Tech	L	0-20	44,115
Oct. 9	—	—	California	L	7-9	32,442
Oct. 17	—	—	Pittsburgh	T	20-20	34,663
Oct. 23	—	—	Indiana	L	14-28	34,249
Oct. 30	—	—	at Detroit	W	10-7	15,180
Nov. 6	—	—	Tulane	W	21-0	33,855
Nov. 13	—	—	Boston College	W	30-6	32,180
Nov. 20	—	—	Vanderbilt (HC)	W	35-17	31,649
Nov. 28	—	—	at Florida	L	10-12	31,118
<b>Total points/Attendance</b>					<b>147-133</b>	<b>341,056</b>

### 1965 5-4-1

DATE	UM	OPP	OPPONENT	W/L	SCORE	ATT
Sept. 18	—	—	SMU	L	3-7	46,494
Sept. 25	—	9	at Syracuse	W	24-0	32,000
Oct. 2	—	—	at Tulane	L	16-24	17,000
Oct. 9	—	—	LSU	L	27-34	44,367
Oct. 16	—	—	Houston	W	44-12	39,575
Oct. 23	—	—	at Pittsburgh	L	14-28	37,431
Nov. 5	—	—	Boston College	W	27-6	28,704
Nov. 13	—	—	at Vanderbilt	W	28-14	12,996
Nov. 20	—	10	Florida (HC)	W	16-13	67,762
Nov. 27	—	6	Notre Dame	T	0-0	68,077
<b>Total points/Attendance</b>					<b>199-138</b>	<b>394,406</b>

### 1966 8-2-1

#### LIBERTY BOWL CHAMPIONS

DATE	UM	OPP	OPPONENT	W/L	SCORE	ATT
Sept. 17	—	—	at Colorado	W	24-3	39,000
Sept. 24	—	—	Florida State	L	20-23	54,262
Oct. 1	—	—	at LSU	L	8-10	67,979
Oct. 14	—	—	Georgia	W	7-6	41,756
Oct. 21	—	—	Indiana	W	14-7	19,627
Oct. 28	—	5	USC	W	10-7	51,156
Nov. 5	—	—	at Tulane	T	10-10	40,000
Nov. 11	—	—	Pittsburgh (HC)	W	38-14	35,035
Nov. 18	—	—	Iowa	W	44-0	35,003
Nov. 26	—	9	at Florida	W	21-16	59,211

#### Liberty Bowl (Memphis, Tenn.)

Dec. 10	9	—	Virginia Tech	W	14-7	25,012
<b>Total points/Attendance</b>					<b>210-103</b>	<b>468,041</b>

### 1967 7-4

#### BLUEBONNET BOWL

DATE	UM	OPP	OPPONENT	W/L	SCORE	ATT
Sept. 23	8	—	at Northwestern	L	7-12	38,780
Sept. 29	—	—	Penn State	L	8-17	39,156
Oct. 6	—	—	Tulane	W	34-14	27,510
Oct. 14	—	—	at LSU	W	17-15	67,000
Oct. 21	—	—	at Pittsburgh	W	58-0	24,371
Oct. 27	—	—	Auburn	W	7-0	50,056
Nov. 4	—	—	at Virginia Tech	W	14-7	35,000
Nov. 10	—	—	Georgia Tech (HC)	W	49-7	48,267
Nov. 24	—	6	Notre Dame <sup>1</sup>	L	22-24	77,265
Dec. 9	—	—	Florida	W	20-13	53,229

#### Bluebonnet Bowl (Houston, Texas)

Dec. 23	—	—	Colorado	L	21-31	30,156
<b>Total points/Attendance</b>					<b>257-140</b>	<b>490,790</b>

<sup>1</sup> — Miami's 400th game

### 1968 5-5

DATE	UM	OPP	OPPONENT	W/L	SCORE	ATT
Sept. 20	19	—	Northwestern	W	28-7	37,035
Sept. 28	15	—	at Georgia Tech	W	10-7	44,774
Oct. 5	13	2	at USC	L	3-28	71,189
Oct. 11	—	8	LSU	W	30-0	39,284
Oct. 18	12	—	Virginia Tech	W	13-8	36,884
Oct. 26	9	—	at Auburn	L	6-31	45,000
Nov. 1	—	—	Pittsburgh	W	48-0	36,839
Nov. 9	—	4	at Penn State	L	7-22	49,863
Nov. 16	—	16	Alabama (HC)	L	6-14	43,418
Nov. 30	—	—	at Florida	L	10-14	55,875
<b>Total points/Attendance</b>					<b>161-131</b>	<b>460,161</b>

### 1969 4-6

DATE	UM	OPP	OPPONENT	W/L	SCORE	ATT
Sept. 26	—	—	Florida State	L	14-16	55,478
Oct. 3	—	—	N.C. State	W	23-13	37,038
Oct. 10	—	14	LSU	L	0-20	41,972
Oct. 18	—	—	at Memphis	L	13-26	28,500
Oct. 24	—	—	TCU	W	14-9	21,195
Nov. 1	—	—	at Houston	L	36-38	25,498
Nov. 7	—	—	Navy (HC)	W	30-10	37,972
Nov. 15	—	—	at Alabama	L	6-42	57,596
Nov. 21	—	—	Wake Forest	W	49-7	24,817
Nov. 29	—	17	Florida	L	16-35	70,934
<b>Total points/Attendance</b>					<b>201-216</b>	<b>401,000</b>

# ALL-TIME RESULTS

## CHARLIE TATE (1-1) and WALT KICHEFSKI (2-7)

1970

### 1970 3-8

DATE	UM	OPP	OPPONENT	W/L	SCORE	ATT
Sept. 18	—	—	William & Mary	W	36-14	27,286
Sept. 26	—	19	at Georgia Tech	L	21-31	44,426
Oct. 2	—	—	Maryland	W	18-11	30,190
Oct. 16	—	—	Tampa	L	14-31	30,213
Oct. 24	—	18	at Pittsburgh	L	17-28	28,415
Oct. 30	—	—	Florida State	L	3-27	24,168
Nov. 7	—	—	at Tulane	L	16-31	23,250
Nov. 14	—	—	Alabama (HC)	L	8-32	25,469
Nov. 21	—	—	at Syracuse	L	16-56	20,570
Nov. 28	—	—	at Florida	W	14-13	50,149
Dec. 5	—	—	Houston	L	3-36	17,798
<b>Total points/Attendance</b>					<b>166-310</b>	<b>321,934</b>

## FRAN CURCI

1971-72

### 1971 4-7

DATE	UM	OPP	OPPONENT	W/L	SCORE	ATT
Sept. 18	—	—	Florida State	L	17-20	20,266
Sept. 25	—	—	at Wake Forest	W	29-10	24,500
Oct. 1	—	—	Baylor	W	41-15	26,876
Oct. 9	—	7	Notre Dame	L	0-17	66,093
Oct. 15	—	—	Navy	W	31-16	26,728
Oct. 29	—	—	Army (HC)	W	24-13	24,323
Nov. 5	—	—	N.C. State	L	7-13	19,028
Nov. 13	—	4	at Alabama	L	3-31	57,313
Nov. 20	—	16	at Houston	L	6-27	29,276
Nov. 27	—	—	Florida	L	16-45	37,710
Dec. 4	—	—	Syracuse	L	0-14	17,224
<b>Total points/Attendance</b>					<b>174-221</b>	<b>349,338</b>

### 1972 5-6

DATE	UM	OPP	OPPONENT	W/L	SCORE	ATT
Sept. 16	—	20	Florida State	L	14-37	35,421
Sept. 23	—	14	at Texas	L	10-23	62,000
Oct. 7	—	—	at Baylor	L	3-10	35,142
Oct. 14	—	—	Tulane	W	24-21	18,956
Oct. 21	—	—	Houston	W	33-13	17,860
Oct. 28	—	—	at Army	W	28-7	42,500
Nov. 4	—	—	UNLV (HC)	W	51-7	18,987
Nov. 11	—	—	at Tampa	L	0-7	22,525
Nov. 18	—	10	at Notre Dame	L	17-20	59,075
Nov. 25	—	—	Maryland	W	28-8	17,342
Dec. 2	—	—	at Florida	L	6-17	46,432
<b>Total points/Attendance</b>					<b>214-170</b>	<b>376,338</b>

## PETE ELLIOTT

1973-74

### 1973 5-6

DATE	UM	OPP	OPPONENT	W/L	SCORE	ATT
Sept. 16	—	20	Florida State	L	14-37	35,421
Sept. 21	—	6	Texas	W	20-15	30,080
Sept. 29	18	—	at Florida State	W	14-10	22,278
Oct. 6	17	6	at Oklahoma	L	20-24	61,826
Oct. 12	16	—	Boston College	W	15-10	25,418
Oct. 19	15	14	Houston	L	7-30	29,340
Oct. 27	—	—	at Syracuse	W	34-23	19,369
Nov. 2	—	—	West Virginia (HC)	L	14-20	24,890
Nov. 10	—	—	at Army	W	19-7	41,047
Nov. 17	—	2	at Alabama	L	13-43	58,404
Nov. 24	—	—	Florida	L	7-14	39,071
Dec. 1	—	5	Notre Dame	L	0-44	41,047
<b>Total points/Attendance</b>					<b>163-240</b>	<b>382,770</b>

### 1974 6-5

DATE	UM	OPP	OPPONENT	W/L	SCORE	ATT
Sept. 21	—	19	at Houston	W	20-3	18,767
Sept. 28	20	—	at Tampa	W	28-26	40,672
Oct. 4	16	11	Auburn	L	0-3	33,490
Oct. 11	—	—	Pacific	W	35-6	15,184
Oct. 19	—	—	at West Virginia	W	21-20	32,800
Oct. 26	—	7	at Notre Dame	L	7-28	59,075
Nov. 1	—	—	Virginia Tech	W	14-7	20,134
Nov. 8	—	—	Florida State (HC)	L	14-21	19,785
Nov. 16	—	2	Alabama	L	7-28	26,265
Nov. 22	—	—	Syracuse	W	14-7	12,208
Nov. 30	—	—	at Florida	L	7-31	48,563
<b>Total Points/Attendance</b>					<b>167-180</b>	<b>300,943</b>

## CARL SELMER

1975-76

### 1975 2-8

DATE	UM	OPP	OPPONENT	W/L	SCORE	ATT
Sept. 20	—	—	at Georgia Tech	L	23-38	32,339
Sept. 26	—	1	Oklahoma	L	17-20	37,203
Oct. 4	—	4	at Nebraska	L	16-31	76,231
Oct. 10	—	13	Colorado	L	10-23	18,901
Oct. 17	—	—	Houston	W	24-20	15,362
Nov. 1	—	—	at Boston College	L	7-21	25,331
Nov. 7	—	—	Navy (HC)	L	16-17	18,987
Nov. 15	—	—	at Florida State	W	24-22	30,228
Nov. 22	—	—	Notre Dame	L	9-32	24,944
Nov. 29	—	13	Florida	L	11-15	25,462
<b>Total points/Attendance</b>					<b>157-239</b>	<b>304,988</b>

# ALL-TIME RESULTS

## 1976 3-8

DATE	UM	OPP	OPPONENT	W/L	SCORE	ATT
Sept. 18	—	—	Florida State	W	47-0	26,130
Sept. 25	—	—	at Colorado	L	3-33	48,882
Oct. 2	—	5	at Nebraska	L	9-17	76,155
Oct. 9	—	—	Duke	L	7-20	13,818
Oct. 16	—	2	at Pittsburgh	L	19-36	42,434
Oct. 23	—	—	TCU	W	49-0	10,779
Nov. 6	—	—	Boston College (HC)	W	13-6	15,687
Nov. 13	—	—	Penn State	L	7-21	19,766
Nov. 20	—	13	at Notre Dame	L	27-40	59,075
Nov. 27	—	—	at Florida	L	10-19	40,055
Dec. 4	—	6	at Houston	L	16-21	20,849
<b>Total points/Attendance</b>					<b>207-213</b>	<b>373,630</b>

## LOU SABAN

1977-78

## 1977 3-8

DATE	UM	OPP	OPPONENT	W/L	SCORE	ATT
Sept. 10	—	5	at Ohio State	L	0-10	86,287
Sept. 17	—	—	at Georgia Tech <sup>1</sup>	L	6-10	31,916
Sept. 24	—	—	at Florida State	W	23-17	40,060
Oct. 1	—	—	Pacific	W	24-3	33,608
Oct. 8	—	—	Kansas	W	14-7	28,010
Oct. 22	—	—	at TCU	L	17-21	12,224
Oct. 29	—	9	at Penn State	L	7-49	61,853
Nov. 5	—	—	Tulane (HC)	L	10-13	20,140
Nov. 12	—	2	at Alabama	L	0-36	57,422
Nov. 26	—	—	Florida	L	14-31	30,662
Dec. 3	—	5	Notre Dame	L	10-48	35,789
<b>Total points/Attendance</b>					<b>125-245</b>	<b>437,971</b>

1 — Miami's 500th game

## 1978 6-5

DATE	UM	OPP	OPPONENT	W/L	SCORE	ATT
Sept. 16	—	—	at Colorado	L	7-17	44,714
Sept. 23	—	13	Florida State	L	21-31	25,003
Sept. 30	—	—	at Kansas	W	38-6	47,420
Oct. 7	—	19	at Auburn	W	17-15	55,136
Oct. 14	—	—	at Georgia Tech	L	19-24	29,695
Oct. 21	—	—	Utah State	W	17-16	25,702
Oct. 28	—	19	at Notre Dame	L	0-20	59,075
Nov. 4	—	—	at Tulane	L	16-20	20,045
Nov. 18	—	—	San Diego State (HC)	W	16-14	17,468
Nov. 25	—	—	Syracuse	W	21-9	15,793
Dec. 2	—	—	at Florida	W	22-21	47,815
<b>Total points/Attendance</b>					<b>194-193</b>	<b>387,866</b>

## HOWARD SCHNELLENBERGER

1979-83

## 1979 5-6

DATE	UM	OPP	OPPONENT	W/L	SCORE	ATT
Sept. 15	—	—	Louisville	W	24-12	41,129
Sept. 22	—	14	at Florida State	L	23-40	47,679
Sept. 29	—	—	Louisiana Tech	W	6-0	20,069
Oct. 6	—	—	at Florida A&M	L	13-16	34,743
Oct. 13	—	—	at San Diego State	L	20-31	40,126
Oct. 20	—	—	Boston College (HC)	W	19-8	15,013
Oct. 27	—	—	at Syracuse	L	15-25	7,729
Nov. 3	—	19	at Penn State	W	26-10	77,532
Nov. 17	—	1	at Alabama	L	0-30	54,500
Nov. 24	—	—	vs. Notre Dame <sup>1</sup>	L	15-40	62,674
Dec. 1	—	—	Florida	W	30-24	28,051
<b>Total points/Attendance</b>					<b>191-236</b>	<b>429,245</b>

1 — at Tokyo, Japan

## 1980 9-3

### PEACH BOWL CHAMPIONS

DATE	UM	OPP	OPPONENT	W/L	SCORE	ATT
Sept. 6	—	—	at Louisville	W	24-10	21,120
Sept. 13	—	—	Florida A&M	W	49-0	20,007
Sept. 20	—	18	at Houston	W	14-7	31,423
Sept. 27	—	9	Florida State	W	10-9	50,008
Oct. 11	13	7	at Notre Dame	L	14-32	59,075
Oct. 18	18	—	Mississippi State	L	31-34	18,651
Nov. 1	—	13	at Penn State	L	12-27	83,661
Nov. 8	—	—	East Carolina (HC)	W	23-10	11,048
Nov. 15	—	—	at Vanderbilt	W	24-17	12,830
Nov. 22	—	—	North Texas	W	26-8	20,293
Nov. 29	—	18	at Florida	W	31-7	56,437

### Peach Bowl (Atlanta, Ga.)

Jan. 2	20	—	Virginia Tech	W	20-10	45,384
<b>Total points/Attendance</b>					<b>267-171</b>	<b>429,927</b>

## 1981 9-2

DATE	UM	OPP	OPPONENT	W/L	SCORE	ATT
Sept. 5	—	17	Florida	W	21-20	73,817
Sept. 19	16	—	Houston	W	12-7	32,586
Sept. 26	14	4	at Texas	L	7-14	74,653
Oct. 3	17	—	Vanderbilt	W	48-16	27,694
Oct. 17	13	16	at Mississippi State	L	10-14	33,225
Oct. 24	—	—	at East Carolina	W	31-6	20,323
Oct. 31	—	1	Penn State (HC)	W	17-14	32,117
Nov. 7	13	14	at Florida State	W	27-19	52,685
Nov. 14	12	—	Virginia Tech	W	21-14	22,257
Nov. 21	11	—	at NC State	W	14-6	36,500
Nov. 28	9	—	Notre Dame	W	37-15	50,681
<b>Total points/Attendance</b>					<b>245-145</b>	<b>456,538</b>

# ALL-TIME RESULTS

## 1982

DATE	UM	OPP	OPPONENT	W/L	SCORE	ATT
Sept. 4	15	16	at Florida	L	14-17	71,864
Sept. 11	19	—	Houston	W	31-12	24,687
Sept. 18	15	—	at Virginia Tech	W	14-8	45,200
Sept. 25	16	—	Michigan State	W	25-22	26,478
Oct. 2	17	—	at Louisville <sup>1</sup>	W	28-6	28,749
Oct. 9	17	10	at Notre Dame	L	14-16	59,075
Oct. 16	17	—	Mississippi State	W	31-14	35,860
Oct. 30	16	14	Florida State (HC)	L	7-24	54,696
Nov. 6	—	19	at Maryland	L	17-18	43,200
Nov. 20	—	—	N.C. State	W	41-3	20,434
Nov. 27	—	—	Cincinnati	W	19-13	18,447
<b>Total points/Attendance</b>					<b>241-153</b>	<b>428,690</b>

<sup>1</sup> — Miami's 300th victory

## 1983

### NATIONAL CHAMPIONS

#### ORANGE BOWL CHAMPIONS

DATE	UM	OPP	OPPONENT	W/L	SCORE	ATT
Sept. 3	—	—	at Florida	L	3-28	73,907
Sept. 10	—	—	at Houston	W	29-7	20,000
Sept. 17	—	—	Purdue	W	35-0	37,150
Sept. 24	—	13	Notre Dame	W	20-0	52,480
Oct. 1	15	—	at Duke	W	56-17	28,750
Oct. 8	12	—	Louisville	W	42-14	30,073
Oct. 15	10	—	at Mississippi State	W	31-7	29,456
Oct. 22	8	—	at Cincinnati	W	17-7	14,163
Oct. 29	7	12	West Virginia (HC)	W	20-3	63,881
Nov. 5	5	—	East Carolina	W	12-7	39,225
Nov. 12	6	—	at Florida State	W	17-16	57,333

#### Orange Bowl (Miami, Fla.)

Jan. 1	5	1	Nebraska	W	31-30	72,596
<b>Total points/Attendance</b>					<b>313-136</b>	<b>519,014</b>

## JIMMY JOHNSON

1984-88

## 1984

### FIESTA BOWL

DATE	UM	OPP	OPPONENT	W/L	SCORE	ATT
Aug. 27	10	1	vs. Auburn <sup>1</sup>	W	20-18	51,131
Sept. 1	10	17	vs. Florida <sup>2</sup>	W	32-20	72,831
Sept. 8	1	14	at Michigan	L	14-22	105,403
Sept. 15	5	—	at Purdue	W	28-17	56,716
Sept. 22	4	15	Florida State	L	3-38	60,210
Sept. 29	16	—	Rice	W	38-3	20,084
Oct. 6	14	16	at Notre Dame	W	31-13	59,075
Oct. 13	10	—	at Cincinnati	W	49-25	25,642
Oct. 20	9	—	Pittsburgh (HC)	W	27-7	32,872
Nov. 3	6	—	at Louisville	W	38-23	20,113
Nov. 10	6	—	Maryland	L	40-42	31,548
Nov. 23	12	—	Boston College	L	45-47	30,325

#### Fiesta Bowl (Tempe, Ariz.)

Jan. 1	13	14	UCLA	L	37-39	60,310
<b>Total points/Attendance</b>					<b>402-314</b>	<b>626,260</b>

<sup>1</sup> — at East Rutherford, N.J.

<sup>2</sup> — at Tampa, Fla.

## 1985

### SUGAR BOWL

DATE	UM	OPP	OPPONENT	W/L	SCORE	ATT
Sept. 7	—	5	Florida	L	23-35	80,277
Sept. 14	—	—	at Rice	W	48-20	15,411
Sept. 28	—	—	at Boston College <sup>1</sup>	W	45-10	31,864
Oct. 5	—	—	at East Carolina	W	27-15	34,511
Oct. 12	—	—	Cincinnati	W	38-0	30,164
Oct. 19	—	3	at Oklahoma	W	27-14	75,008
Oct. 26	15	—	Louisville	W	45-7	31,761
Nov. 2	11	10	at Florida State	W	35-27	61,250
Nov. 9	8	—	at Maryland <sup>2</sup>	W	29-22	62,350
Nov. 23	4	—	Colorado State <sup>3</sup> (HC)	W	24-3	35,035
Nov. 30	4	—	Notre Dame	W	58-7	49,236

#### Sugar Bowl (New Orleans, La.)

Jan. 1	2	8	Tennessee	L	7-35	77,432
--------	---	---	-----------	---	------	--------

#### Total points/Attendance

**406-195 584,299**

<sup>1</sup> — at Foxboro, Mass.

<sup>2</sup> — at Baltimore, Md.

<sup>3</sup> — Miami's 600th game

## 1986

### FIESTA BOWL

DATE	UM	OPP	OPPONENT	W/L	SCORE	ATT
Aug. 30	3	—	at South Carolina	W	34-14	73,500
Sept. 6	3	13	at Florida	W	23-15	74,875
Sept. 13	2	—	Texas Tech	W	61-11	41,925
Sept. 27	2	1	Oklahoma	W	28-16	71,451
Oct. 4	1	—	Northern Illinois	W	34-0	33,905
Oct. 11	1	—	at West Virginia	W	58-14	63,500
Oct. 18	1	—	at Cincinnati	W	45-13	29,546
Nov. 1	1	20	Florida State	W	41-23	62,834
Nov. 8	1	—	at Pittsburgh	W	37-10	55,338
Nov. 15	1	—	Tulsa (HC)	W	23-10	51,110
Nov. 27	1	—	East Carolina	W	36-10	30,202

#### Fiesta Bowl (Tempe, Ariz.)

Jan. 2	1	2	Penn State	L	10-14	73,098
--------	---	---	------------	---	-------	--------

**Total points/Attendance 430-150 671,284**

## 1987

### NATIONAL CHAMPIONS

#### ORANGE BOWL CHAMPIONS

DATE	UM	OPP	OPPONENT	W/L	SCORE	ATT
Sept. 5	10	20	Florida	W	31-4	77,224
Sept. 26	5	10	at Arkansas	W	51-7	55,310
Oct. 3	3	4	at Florida State	W	26-25	62,561
Oct. 10	3	—	Maryland	W	46-16	43,020
Oct. 24	3	—	at Cincinnati	W	48-10	20,011
Oct. 31	3	—	at East Carolina	W	41-3	31,791
Nov. 7	3	—	Miami, Ohio	W	54-3	40,128
Nov. 14	3	—	Virginia Tech (HC)	W	27-13	40,105
Nov. 21	3	—	Toledo	W	24-14	37,010
Nov. 28	2	10	Notre Dame	W	24-0	76,640
Dec. 5	2	8	South Carolina	W	20-16	63,317

#### Orange Bowl (Miami, Fla.)

Jan. 1	2	1	Oklahoma	W	20-14	74,760
--------	---	---	----------	---	-------	--------

**Total points/Attendance 412-125 622,877**

# ALL-TIME RESULTS

1988

## ORANGE BOWL CHAMPIONS

DATE	UM	OPP	OPPONENT	W/L	SCORE	ATT
Sept. 3	6	1	Florida State	W	31-0	77,836
Sept. 17	1	15	at Michigan	W	31-30	105,834
Sept. 24	1	—	Wisconsin	W	23-3	48,311
Oct. 1	1	—	Missouri	W	55-0	40,654
Oct. 15	1	4	at Notre Dame	L	30-31	59,075
Oct. 22	4	—	Cincinnati	W	57-3	44,107
Oct. 29	4	—	at East Carolina	W	31-7	29,400
Nov. 5	3	—	Tulsa (HC)	W	34-3	38,196
Nov. 19	3	11	at LSU	W	44-3	79,500
Nov. 26	3	8	Arkansas	W	18-16	63,271
Dec. 3	2	—	BYU	W	41-17	59,367

### Orange Bowl (Miami, Fla.)

Jan. 2	2	6	Nebraska	W	23-3	79,480
<b>Total points/Attendance</b>					<b>418-116</b>	<b>725,031</b>

11-1

1991

## NATIONAL CHAMPIONS

### ORANGE BOWL CHAMPIONS

DATE	UM	OPP	OPPONENT	W/L	SCORE	ATT
Aug. 31	3	—	at Arkansas	W	31-3	46,308
Sept. 12	2	10	Houston	W	40-10	71,842
Sept. 28	2	—	at Tulsa	W	34-10	35,689
Oct. 5	2	—	Oklahoma State	W	40-3	42,751
Oct. 12	2	9	Penn State	W	26-20	75,723
Oct. 19	2	—	Long Beach State	W	55-0	40,498
Oct. 26	2	—	at Arizona	W	36-9	53,349
Nov. 9	3	—	West Virginia* (HC)	W	27-3	60,250
Nov. 16	2	1	at Florida State	W	17-16	63,442
Nov. 23	1	—	at Boston College*	W	19-14	32,071
Nov. 30	1	—	San Diego State	W	39-12	56,721

### Orange Bowl (Miami, Fla.)

Jan. 1	1	11	Nebraska	W	22-0	77,747
<b>Total points/Attendance</b>					<b>386-100</b>	<b>656,391</b>

12-0, 2-0 BIG EAST (1st)

# DENNIS ERICKSON

1989-94

1989

## NATIONAL CHAMPIONS

### SUGAR BOWL CHAMPIONS

DATE	UM	OPP	OPPONENT	W/L	SCORE	ATT
Sept. 9	3	—	at Wisconsin	W	51-3	38,646
Sept. 16	3	—	California	W	31-3	56,931
Sept. 23	2	—	at Missouri	W	38-7	43,293
Sept. 30	2	—	at Michigan State	W	26-20	76,217
Oct. 7	2	—	Cincinnati	W	56-0	48,597
Oct. 14	2	—	San Jose State	W	48-16	45,122
Oct. 28	2	9	at Florida State	L	10-24	62,602
Nov. 4	7	—	East Carolina	W	40-10	35,159
Nov. 11	7	14	at Pittsburgh	W	24-3	52,528
Nov. 18	7	—	San Diego State (HC)	W	42-6	42,362
Nov. 25	7	1	Notre Dame	W	27-10	81,634

### Sugar Bowl (New Orleans, La.)

Jan. 1	2	7	Alabama	W	33-25	77,425
<b>Total points/Attendance</b>					<b>432-127</b>	<b>660,516</b>

11-1

1992

## SUGAR BOWL

DATE	UM	OPP	OPPONENT	W/L	SCORE	ATT
Sept. 5	1	23	at Iowa <sup>1</sup>	W	24-7	70,397
Sept. 19	1	—	Florida A&M	W	38-0	74,292
Sept. 26	1	—	Arizona	W	8-7	40,049
Oct. 3	2	3	Florida State	W	17-16	77,338
Oct. 10	2	7	at Penn State	W	17-14	96,704
Oct. 17	1	—	TCU	W	45-10	42,915
Oct. 24	1	—	at Virginia Tech*	W	43-23	51,423
Oct. 31	1	—	West Virginia*	W	35-23	51,246
Nov. 14	1	—	Temple* (HC)	W	48-0	41,212
Nov. 21	1	8	at Syracuse*	W	16-10	49,857
Nov. 28	1	—	at San Diego State	W	63-17	52,108

### Sugar Bowl (New Orleans, La.)

Jan. 1	1	2	Alabama	L	13-34	76,789
<b>Total points/Attendance</b>					<b>369-161</b>	<b>731,330</b>

1 — Miami's 400th victory

11-1, 4-0 BIG EAST (1st)

1990

## COTTON BOWL CHAMPIONS

DATE	UM	OPP	OPPONENT	W/L	SCORE	ATT
Sept. 8	1	16	at BYU	L	21-28	66,235
Sept. 15	10	—	at California	W	52-24	47,000
Sept. 29	10	—	Iowa	W	48-21	70,420
Oct. 6	9	2	Florida State	W	31-22	80,396
Oct. 13	3	—	Kansas	W	34-0	54,211
Oct. 20	2	6	at Notre Dame	L	20-29	59,075
Oct. 27	8	—	at Texas Tech	W	45-10	50,028
Nov. 3	8	—	Pittsburgh (HC)	W	45-0	50,412
Nov. 17	3	—	Boston College	W	42-12	50,942
Nov. 24	2	—	Syracuse	W	33-7	66,196
Dec. 1	3	—	at San Diego State	W	30-28	34,201

### Cotton Bowl (Dallas, Texas)

Jan. 1	4	3	vs. Texas	W	46-3	73,521
<b>Total points/Attendance</b>					<b>447-184</b>	<b>702,637</b>

10-2

1993

## FIESTA BOWL

DATE	UM	OPP	OPPONENT	W/L	SCORE	ATT
Sept. 4	4	20	at Boston College*	W	23-7	33,298
Sept. 18	3	—	Virginia Tech*	W	21-2	55,723
Sept. 25	3	—	at Colorado	W	35-29	52,391
Oct. 2	3	—	Georgia Southern	W	30-7	43,147
Oct. 9	3	1	at Florida State	L	10-28	77,813
Oct. 23	6	23	Syracuse*	W	49-0	63,194
Oct. 30	4	—	Temple*	W	42-7	33,927
Nov. 6	4	—	at Pittsburgh*	W	35-7	32,064
Nov. 13	3	—	Rutgers* (HC)	W	31-17	52,561
Nov. 20	4	9	at West Virginia*	L	14-17	70,222
Nov. 27	9	—	Memphis	W	41-17	38,737

### Fiesta Bowl (Tempe, Ariz.)

Jan. 1	10	16	vs. Arizona	L	0-29	72,260
<b>Total points/Attendance</b>					<b>331-167</b>	<b>615,337</b>

9-3, 6-1 BIG EAST (2nd)



# ALL-TIME RESULTS

## 1994 10-2, 7-0 BIG EAST (1st)

### ORANGE BOWL

DATE	UM	OPP	OPPONENT	W/L	SCORE	ATT
Sept. 3	6	—	Georgia Southern	W	56-0	54,058
Sept. 10	5	—	at Arizona State	W	47-10	48,729
Sept. 24	6	17	Washington	L	20-38	62,663
Oct. 1	13	—	at Rutgers*	W	24-3	39,719
Oct. 8	13	3	Florida State	W	34-20	77,010
Oct. 22	7	—	at West Virginia*	W	38-6	63,760
Oct. 29	6	13	Virginia Tech*	W	24-3	57,618
Nov. 5	10	—	at Syracuse*	W	27-6	49,565
Nov. 12	5	—	Pittsburgh* (HC)	W	17-12	50,058
Nov. 19	5	—	at Temple*	W	38-14	11,873
Nov. 26	4	25	Boston College*	W	23-7	60,579

### Orange Bowl (Miami, Fla.)

Jan. 1	4	1	vs. Nebraska	L	17-24	81,753
<b>Total points/Attendance</b>					<b>365-143</b>	<b>657,385</b>

1 — Miami's 700th game

## BUTCH DAVIS

1995-2000

## 1995 8-3, 6-1 BIG EAST (1st)

DATE	UM	OPP	OPPONENT	W/L	SCORE	ATT
Sept. 2	12	—	at UCLA	L	8-31	60,091
Sept. 9	19	—	Florida A&M	W	49-3	57,721
Sept. 23	17	—	at Virginia Tech*	L	7-13	51,206
Oct. 7	—	1	at Florida State	L	17-41	80,350
Oct. 14	—	—	Rutgers*	W	56-21	19,747
Oct. 21	—	—	at Pittsburgh*	W	17-16	28,794
Oct. 28	—	—	Temple* (HC)	W	36-12	28,147
Nov. 4	—	—	Baylor	W	35-14	32,655
Nov. 11	—	—	at Boston College*	W	17-14	44,500
Nov. 18	25	—	West Virginia*	W	17-12	43,409
Nov. 25	25	22	Syracuse*	W	35-24	47,544
<b>Total points/Attendance</b>					<b>294-201</b>	<b>494,164</b>

## 1996 9-3, 6-1 BIG EAST (1st)

### CARQUEST BOWL CHAMPIONS

DATE	UM	OPP	OPPONENT	W/L	SCORE	ATT
Aug. 31	11	—	at Memphis	W	30-7	32,096
Sept. 7	11	—	The Citadel	W	52-6	35,747
Sept. 12	10	—	at Rutgers*	W	33-0	29,379
Sept. 28	10	—	Pittsburgh*	W	45-0	32,747
Oct. 12	6	3	Florida State	L	16-34	75,913
Oct. 19	12	—	East Carolina	L	6-31	31,909
Oct. 26	25	12	at West Virginia*	W	10-7	66,948
Nov. 2	22	—	at Temple*	W	57-26	8,608
Nov. 16	18	21	Virginia Tech* (HC)	L	7-21	38,814
Nov. 23	25	—	Boston College*	W	43-26	34,540
Nov. 30	23	16	at Syracuse*	W	38-31	49,426

### Carquest Bowl (Miami, Fla.)

Dec. 27	19	—	vs. Virginia	W	31-21	46,418
<b>Total points/Attendance</b>					<b>368-210</b>	<b>487,545</b>

## 1997 5-6, 3-4 BIG EAST (5th)

DATE	UM	OPP	OPPONENT	W/L	SCORE	ATT
Aug. 30	14	—	at Baylor	W	45-14	36,750
Sept. 13	13	24	Arizona State	L	12-23	42,219
Sept. 18	22	—	at Pittsburgh*	L	17-21	40,194
Sept. 27	—	—	West Virginia*	L	17-28	39,270
Oct. 4	—	4	at Florida State	L	0-47	80,165
Oct. 18	—	—	at Boston College*	W <sub>2OT</sub>	45-44	40,006
Oct. 25	—	—	Temple	W	47-15	26,351
Nov. 1	—	—	Arkansas State	W	42-10	20,559
Nov. 8	—	20	at Virginia Tech*	L	25-27	53,177
Nov. 15	—	—	Rutgers* (HC)	W	51-23	19,949
Nov. 29	—	16	Syracuse*	L	13-33	25,147
<b>Total points/Attendance</b>					<b>314-285</b>	<b>424,950</b>

## 1998 9-3, 5-2 BIG EAST (2nd)

### MICRON PC BOWL CHAMPIONS

DATE	UM	OPP	OPPONENT	W/L	SCORE	ATT
Sept. 5	—	—	E. Tennessee State	W	66-17	36,617
Sept. 12	—	—	at Cincinnati	W	38-12	20,681
Sept. 19	—	—	Virginia Tech*	L <sub>OT</sub>	20-27	41,155
Oct. 3	—	—	at Rutgers*	W	53-17	21,419
Oct. 10	—	9	Florida State	L	14-26	63,617
Oct. 24	—	13	at West Virginia*	W	34-31	60,081
Oct. 31	25	—	Boston College* (HC)	W	35-17	32,917
Nov. 14	24	—	at Temple*	W	42-7	18,734
Nov. 19	22	—	Pittsburgh*	W	38-10	38,084
Nov. 28	19	21	at Syracuse*	L	13-66	49,521
Dec. 5	—	3	UCLA	W	49-45	46,819

### Micron PC Bowl (Miami, Fla.)

Dec. 29	24	—	N.C. State	W	46-23	44,387
<b>Total points/Attendance</b>					<b>448-298</b>	<b>474,032</b>

## 1999 9-4, 6-1 BIG EAST (2nd)

### GATOR BOWL CHAMPIONS

DATE	UM	OPP	OPPONENT	W/L	SCORE	ATT
Aug. 29	12	9	vs. Ohio State <sup>1</sup>	W	23-12	73,037
Sept. 4	8	—	Florida A&M	W	57-3	54,147
Sept. 18	8	2	Penn State	L	23-27	74,427
Sept. 25	9	—	at East Carolina <sup>2</sup>	L	23-27	45,900
Oct. 9	19	1	at Florida State	L	21-31	80,967
Oct. 16	23	—	at Boston College*	W	31-28	44,084
Oct. 30	23	—	West Virginia*	W	28-20	30,310
Nov. 6	22	—	at Pittsburgh*	W	33-3	38,710
Nov. 13	19	2	at Virginia Tech*	L	10-43	53,130
Nov. 20	—	—	Rutgers* (HC)	W	55-0	21,167
Nov. 27	—	—	Syracuse*	W	45-13	35,208
Dec. 4	23	—	Temple*	W	55-0	20,319

### Gator Bowl (Jacksonville, Fla.)

Jan. 1	23	15	vs. Georgia Tech	W	28-13	43,416
<b>Total points/Attendance</b>					<b>404-207</b>	<b>495,885</b>

1 — Kickoff Classic (Meadowlands, N.J.)

2 — Raleigh, N.C.

# ALL-TIME RESULTS

## 2000

11-1, 7-0 BIG EAST (1st)

### SUGAR BOWL CHAMPIONS

DATE	UM	OPP	OPPONENT	W/L	SCORE	ATT
Aug. 31	6	—	McNeese State	W	61-14	48,411
Sept. 9	4	15	at Washington	L	29-34	74,157
Sept. 23	12	—	at West Virginia*	W	47-10	63,735
Sept. 30	10	—	at Rutgers*	W	64-6	23,782
Oct. 7	7	1	Florida State	W	27-24	80,905
Oct. 21	4	—	at Temple*	W	45-17	28,351
Oct. 28	4	—	Louisiana Tech	W	42-31	46,671
Nov. 4	3	2	Virginia Tech* (HC)	W	41-21	77,410
Nov. 11	2	—	Pittsburgh*	W	35-7	47,520
Nov. 18	2	—	at Syracuse*	W	26-0	49,327
Nov. 25	2	—	Boston College*	W	52-6	49,715

#### Sugar Bowl (New Orleans, La.)

Jan. 2	2	7	vs. Florida	W	37-20	64,407
<b>Total points/Attendance</b>					<b>506-190</b>	<b>654,337</b>

## LARRY COKER

2001-06

## 2001

12-0, 7-0 BIG EAST (1st)

### NATIONAL CHAMPIONS

#### ROSE BOWL CHAMPIONS

DATE	UM	OPP	OPPONENT	W/L	SCORE	ATT
Sept. 1	2	—	at Penn State	W	33-7	109,313
Sept. 8	1	—	Rutgers*	W	61-0	39,804
Sept. 27	1	—	at Pittsburgh*	W	43-21	57,224
Oct. 6	1	—	Troy	W	38-7	36,617
Oct. 13	2	14	at Florida State	W	49-27	82,836
Oct. 25	1	—	West Virginia*	W	45-3	44,411
Nov. 3	1	—	Temple* (HC)	W	38-0	31,128
Nov. 10	1	—	at Boston College*	W	18-7	44,500
Nov. 17	1	14	Syracuse*	W	59-0	52,896
Nov. 24	1	12	Washington	W	65-7	78,114
Dec. 1	1	14	at Virginia Tech*	W	26-24	53,662

#### Rose Bowl (Pasadena, Calif.)

Jan. 3	1	4	vs. Nebraska	W	37-14	93,781
<b>Total points/Attendance</b>					<b>512-117</b>	<b>630,505</b>

## 2002

12-1, 7-0 BIG EAST (1st)

### FIESTA BOWL

DATE	UM	OPP	OPPONENT	W/L	SCORE	ATT
Aug. 31	1	—	Florida A&M	W	63-17	68,548
Sept. 7	1	6	at Florida	W	41-16	85,777
Sept. 14	1	—	at Temple	W	44-21	33,169
Sept. 21	1	—	Boston College*	W	38-6	73,622
Oct. 5	1	—	Connecticut	W	48-14	52,131
Oct. 12	1	9	Florida State* (HC)	W	28-27	81,927
Oct. 26	1	—	at West Virginia*	W	40-23	56,817
Nov. 2	1	—	at Rutgers*	W	42-17	27,222
Nov. 9	2	—	at Tennessee	W	26-3	107,745
Nov. 21	1	17	Pittsburgh*	W	28-21	64,897
Nov. 30	1	—	at Syracuse*	W	49-7	45,679
Dec. 7	1	17	Virginia Tech*	W	56-45	76,108

#### Fiesta Bowl (Tempe, Ariz.)

Jan. 3	1	2	vs. Ohio State	L <sub>2OT</sub>	24-31	77,502
<b>Total points/Attendance</b>					<b>527-248</b>	<b>851,144</b>

1 — Miami's 800th game

## 2003

11-2, 6-1 BIG EAST (11st)

### ORANGE BOWL CHAMPIONS

DATE	UM	OPP	OPPONENT	W/L	SCORE	ATT
Aug. 28	3	—	at Louisiana Tech <sup>1</sup>	W	48-9	43,279
Sept. 6	3	18	Florida	W	38-33	79,932
Sept. 13	2	—	East Carolina	W	38-3	65,825
Sept. 20	2	—	at Boston College*	W	33-14	44,500
Oct. 2	2	—	West Virginia* <sup>2</sup>	W	22-20	54,621
Oct. 11	2	5	at Florida State	W	22-14	84,336
Oct. 18	2	—	Temple*	W	52-14	49,144
Nov. 1	2	10	at Virginia Tech*	L	7-31	65,115
Nov. 8	6	18	Tennessee	L	6-10	69,722
Nov. 15	14	—	Syracuse* (HC)	W	17-10	48,130
Nov. 22	13	—	Rutgers*	W	34-10	39,572
Nov. 29	10	20	at Pittsburgh*	W	28-14	60,486

#### Orange Bowl (Miami, Fla.)

Jan. 1	10	9	vs. Florida State	W	16-14	76,739c
<b>Total points/Attendance</b>					<b>361-196</b>	<b>779,227</b>

1 — Shreveport, La.

2 — Miami's 500th victory

## 2004

9-3, 5-3 ACC (13rd)

### PEACH BOWL CHAMPIONS

DATE	UM	OPP	OPPONENT	W/L	SCORE	ATT
Sept. 10	5	4	Florida State*	W <sub>OT</sub>	16-10	78,622
Sept. 18	4	—	Louisiana Tech	W	48-0	53,721
Sept. 23	4	—	at Houston	W	38-13	36,698
Oct. 2	4	—	at Georgia Tech*	W	27-3	55,000
Oct. 14	3	18	Louisville	W	41-38	63,715
Oct. 23	4	—	at NC State*	W	45-31	55,600
Oct. 30	4	—	at North Carolina*	L	28-31	58,000
Nov. 6	11	—	Clemson* (HC)	L <sub>OT</sub>	17-24	55,225
Nov. 13	18	12	at Virginia*	W	31-21	63,701
Nov. 20	12	—	Wake Forest*	W	52-7	41,315
Dec. 4	9	11	Virginia Tech*	L	10-16	62,205

#### Peach Bowl (Atlanta, Ga.)

Dec. 31	14	18	vs. Florida	W	27-10	c69,322
<b>Total points/Attendance</b>					<b>380-204</b>	<b>693,324</b>

## 2005

9-3, 6-2 ACC (2nd, Coastal)

### PEACH BOWL

DATE	UM	OPP	OPPONENT	W/L	SCORE	ATT
Sept. 5	9	14	at Florida State*	L	7-10	84,347
Sept. 17	13	20	at Clemson*	W <sub>OT</sub>	36-30	79,000
Sept. 24	12	—	Colorado	W	23-3	51,228
Oct. 1	9	—	USF	W	27-7	58,308
Oct. 8	9	—	Duke*	W	52-7	40,315
Oct. 15	7	—	at Temple	W	34-3	23,129
Oct. 29	6	—	North Carolina* (HC)	W	34-16	30,618
Nov. 5	5	3	at Virginia Tech*	W	27-7	65,115
Nov. 12	3	—	at Wake Forest*	W	47-17	27,106
Nov. 19	3	—	Georgia Tech*	L	10-14	53,764
Nov. 26	10	—	Virginia*	W	25-17	37,629

#### Peach Bowl (Atlanta, Ga.)

Dec. 30	9	10	vs. LSU	L	3-40	65,620
<b>Total points/Attendance</b>					<b>356-234</b>	<b>550,559</b>

# ALL-TIME RESULTS

## 2006 7-6, 3-5 ACC (4th, Coastal)

### MPC COMPUTERS BOWL CHAMPIONS

DATE	UM	OPP	OPPONENT	W/L	SCORE	ATT
Sept. 4	11	11	Florida State*	L	10-13	71,481
Sept. 9	16	—	Florida A&M	W	51-10	40,208
Sept. 16	15	12	at Louisville	L	7-31	42,704
Sept. 30	—	—	Houston	W	14-13	36,107
Oct. 7	—	—	North Carolina*	W	27-7	29,261
Oct. 14	—	—	FIU	W	35-0	51,130
Oct. 21	—	—	at Duke*	W	20-15	16,291
Oct. 28	—	21	at Georgia Tech*	L	23-30	55,230
Nov. 4	—	24	Virginia Tech* (HC)	L	10-17	41,504
Nov. 11	—	24	at Maryland*	L	13-14	50,721
Nov. 18	—	—	at Virginia*	L	7-17	54,522
Nov. 23	—	18	Boston College*	W	17-14	23,308

### MPC Computers Bowl (Boise, Idaho)

Dec. 31	—	—	vs. Nevada	W	21-20	28,652
<b>Total points/Attendance</b>					<b>255-201</b>	<b>512,467</b>

## 2009 9-4, 5-3 ACC (3rd, Coastal)

### CHAMPS SPORTS BOWL

DATE	UM	OPP	OPPONENT	W/L	SCORE	ATT
Sept. 7	—	18	at Florida State*	W	38-34	81,077
Sept. 17	20	14	Georgia Tech*	W	33-17	45,329
Sept. 26	9	11	at Virginia Tech*	L	7-31	66,233
Oct. 3	17	8	Oklahoma	W	21-20	61,790
Oct. 10	11	—	Florida A&M	W	48-16	47,859
Oct. 17	9	—	at UCF	W	27-7	48,453
Oct. 24	8	—	Clemson*	Lot	37-40	43,778
Oct. 31	18	—	at Wake Forest*	W	28-27	30,011
Nov. 7	16	—	Virginia* (HC)	W	52-17	48,350
Nov. 14	12	—	at North Carolina*	L	24-33	57,500
Nov. 21	20	—	Duke*	W	34-16	38,200
Nov. 28	19	—	at USF	W	31-10	66,469

### Champs Sports Bowl (Orlando, Fla.)

Dec. 29	15	25	vs. Wisconsin	L	14-20	56,747
<b>Total points/Attendance</b>					<b>394-288</b>	<b>635,049</b>

## RANDY SHANNON

2007-10

## 2007 5-7, 2-6 ACC (4th, Coastal)

DATE	UM	OPP	OPPONENT	W/L	SCORE	ATT
Sept. 1	—	—	Marshall	W	31-3	39,830
Sept. 8	—	6	at Oklahoma	L	13-51	85,357
Sept. 15	—	—	FIU	W	23-9	40,915
Sept. 20	—	16	Texas A&M	W	34-17	44,622
Sept. 29	—	—	Duke*	W	24-14	30,614
Oct. 6	—	—	at North Carolina*	L	27-33	59,000
Oct. 13	—	—	Georgia Tech*	L	14-17	52,416
Oct. 20	—	—	at Florida State*	W	37-29	82,728
Nov. 3	—	—	NC State* (HC)	Lot	16-19	34,621
Nov. 10	—	19	Virginia*	L	0-48	62,106
Nov. 17	—	10	at Virginia Tech*	L	14-44	66,233
Nov. 24	—	—	at Boston College*	L	14-28	44,500

<b>Total points/Attendance</b>					<b>285-274</b>	<b>642,942</b>
--------------------------------	--	--	--	--	----------------	----------------

## 2008 7-6, 4-4 ACC (t3rd, Coastal)

### EMERALD BOWL

DATE	UM	OPP	OPPONENT	W/L	SCORE	ATT
Aug. 28	—	—	Charleston Southern	W	52-7	48,119
Sept. 6	—	5	at Florida	L	3-26	90,833
Sept. 20	—	—	at Texas A&M	W	41-23	84,165
Sept. 27	—	—	North Carolina*	L	24-28	35,830
Oct. 4	—	—	Florida State*	L	39-41	65,786
Oct. 11	—	—	UCF	W	20-14	40,011
Oct. 18	—	—	at Duke*	W	49-31	32,011
Oct. 25	—	—	Wake Forest* (HC)	W	16-10	41,208
Nov. 1	—	—	at Virginia*	W	24-17	53,308
Nov. 13	—	—	Virginia Tech*	W	16-14	46,838
Nov. 20	—	—	at Georgia Tech*	L	23-41	49,335
Nov. 29	—	—	at N.C. State*	L	28-38	56,329

### Emerald Bowl (San Francisco, Calif.)

Dec. 27	—	—	California	L	17-24	42,268
<b>Total points/Attendance</b>					<b>352-314</b>	<b>686,041</b>

## 2010 7-6, 5-3 ACC (2nd, Coastal)

### HYUNDAI SUN BOWL

DATE	UM	OPP	OPPONENT	W/L	SCORE	ATT
Sept. 2	13	—	Florida A&M	W	45-0	53,674
Sept. 11	12	2	at Ohio State	L	24-36	105,454
Sept. 23	19	—	at Pittsburgh	W	31-3	58,115
Oct. 2	16	—	at Clemson*	W	30-21	81,500
Oct. 9	13	23	Florida State*	L	17-45	75,115
Oct. 16	—	—	at Duke*	W	28-13	25,911
Oct. 23	25	—	North Carolina*	W	33-10	43,584
Oct. 30	22	—	at Virginia*	L	19-24	39,528
Nov. 6	—	—	Maryland* (HC)	W	26-20	55,434
Nov. 13	—	—	at Georgia Tech*	W	35-10	47,425
Nov. 20	24	14	Virginia Tech*	L	17-31	40,101
Nov. 27	—	—	USF	L	20-23	41,148

### Hyundai Sun Bowl (El Paso, Texas)

Dec. 31	—	—	vs. Notre Dame!	L	17-33	54,021
<b>Total points/Attendance</b>					<b>342-269</b>	<b>721,010</b>

1 — Interim Head Coach Jeff Stoutland

## AL GOLDEN

2011-2015

## 2011 6-6, 3-5 ACC (5th, Coastal)

DATE	UM	OPP	OPPONENT	W/L	SCORE	ATT
Sept. 5	—	—	at Maryland*	L	24-32	52,875
Sept. 17	—	17	Ohio State	W	24-6	66,279
Sept. 24	—	—	Kansas State	L	24-28	43,786
Oct. 1	—	—	Bethune-Cookman!	W	45-14	40,387
Oct. 8	—	21	at Virginia Tech*	L	35-38	66,233
Oct. 15	—	—	at North Carolina*	W	30-24	60,000
Oct. 22	—	22	Georgia Tech*	W	24-7	43,716
Oct. 27	—	—	Virginia*	L	21-28	40,403
Nov. 5	—	—	Duke* (HC)	W	49-14	62,053
Nov. 12	—	—	at Florida State*	L	19-23	82,322
Nov. 19	—	—	at USF	W	6-3	57,572
Nov. 25	—	—	Boston College*	L	17-24	43,952

<b>Total points/Attendance</b>					<b>325-234</b>	<b>659,578</b>
--------------------------------	--	--	--	--	----------------	----------------

1 — Miami's 900th game

# ALL-TIME RESULTS

## 2012 7-5, 5-3 ACC (t1st, Coastal)

DATE	UM	OPP	OPPONENT	W/L	SCORE	ATT
Sept. 1	—	—	at Boston College*	W	41-32	39,262
Sept. 8	—	21	at Kansas State	L	15-52	48,843
Sept. 15	—	—	Bethune-Cookman	W	38-10	39,435
Sept. 22	—	—	at Georgia Tech*	W or	42-36	50,390
Sept. 29	—	—	NC State*	W	44-37	38,510
Oct. 6	—	9	vs. Notre Dame	L	3-41	62,871
Oct. 13	—	—	North Carolina*	L	14-18	58,954
Oct. 20	—	12	Florida State*	L	20-33	73,328
Nov. 1	—	—	Virginia Tech*	W	30-12	37,219
Nov. 10	—	—	at Virginia*	L	40-41	45,870
Nov. 17	—	—	USF	W	40-9	38,869
Nov. 24	—	—	at Duke*	W	52-45	26,895
<b>Total points/Attendance</b>					<b>377-366</b>	<b>560,446</b>

## 2013 9-4, 5-3 ACC (t2nd, Coastal)

### RUSSELL ATHLETIC BOWL

DATE	UM	OPP	OPPONENT	W/L	SCORE	ATT
Aug. 30	—	—	FAU	W	34-6	50,151
Sept. 7	—	12	Florida	W	21-16	76,968
Sept. 21	16	—	Savannah State	W	77-7	42,571
Sept. 28	15	—	at USF	W	49-21	47,562
Oct. 5	14	—	Georgia Tech*	W	45-30	47,008
Oct. 17	10	—	at North Carolina*	W	27-23	56,000
Oct. 26	7	—	Wake Forest*	W	24-21	66,160
Nov. 2	7	3	at Florida State*	L	14-41	84,409
Nov. 9	11	—	Virginia Tech*	L	24-42	49,267
Nov. 16	23	—	at Duke*	L	30-48	30,044
Nov. 23	—	—	Virginia*	W	45-26	44,732
Nov. 29	—	—	at Pittsburgh*	W	41-31	40,003

### Russell Athletic Bowl (Orlando, Fla.)

Dec. 28	—	18	vs. Louisville	L	9-36	51,098
<b>Total points/Attendance</b>					<b>440-348</b>	<b>685,973</b>

## 2014 6-7, 3-5 ACC (t5th, Coastal)

### DUCK COMMANDER INDEPENDENCE BOWL

DATE	UM	OPP	OPPONENT	W/L	SCORE	ATT
Sept. 1	RV	RV	at Louisville*	L	13-31	55,428
Sept. 6	—	—	Florida A&M	W	41-7	48,254
Sept. 13	—	—	Arkansas State	W	20-41	41,519
Sept. 20	—	22	at Nebraska	L	31-41	91,585
Sept. 27	—	23	Duke*	W	22-10	44,559
Oct. 4	—	—	at Georgia Tech*	L	17-28	52,221
Oct. 11	—	—	Cincinnati	W	55-34	43,953
Oct. 23	—	—	at Virginia Tech*	W	30-6	64,007
Nov. 1	—	—	North Carolina*	W	47-20	51,702
Nov. 15	RV	2	Florida State*	L	26-30	76,530
Nov. 22	—	—	at Virginia*	L	13-30	39,112
Nov. 29	—	—	Pittsburgh*	L	23-35	61,106

### Russell Athletic Bowl (Shreveport, La.)

Dec. 28	—	—	vs. South Carolina	L	21-24	38,242
<b>Total points/Attendance</b>					<b>380-316</b>	<b>706,218</b>

## 2015 8-5, 5-3 ACC (3rd, Coastal)

### HYUNDAI SUN BOWL

DATE	UM	OPP	OPPONENT	W/L	SCORE	ATT
Sept. 5	RV	—	Bethune-Cookman	W	45-0	43,467
Sept. 11	RV	—	at FAU	W	44-20	30,321
Sept. 19	RV	RV	Nebraska	W or	36-33	53,580
Oct. 1	RV	—	at Cincinnati	L	23-34	40,101
Oct. 10	—	8	at Florida State*	L	24-29	82,329
Oct. 17	—	—	Virginia Tech*	W	30-20	50,787
Oct. 24	—	6	Clemson*	L	0-58	45,211
Oct. 31	—	22	at Duke* <sup>1</sup>	W	30-27	30,143
Nov. 7	—	—	Virginia* <sup>1</sup>	W	27-21	40,963
Nov. 14	—	17	at North Carolina* <sup>1</sup>	L	21-59	61,000
Nov. 21	—	—	Georgia Tech* <sup>1</sup>	W	38-21	51,355
Nov. 27	—	—	at Pittsburgh* <sup>1</sup>	W	29-24	40,126

### Hyundai Sun Bowl (El Paso, Texas)

Dec. 26	—	—	vs. Washington State* <sup>1</sup>	L	14-20	41,180
<b>Total points/Attendance</b>					<b>361-366</b>	<b>569,383</b>

<sup>1</sup> — Interim Head Coach Larry Scott

## SERIES RESULTS

### AIR FORCE

#### MIAMI LEADS, 2-0

YEAR	UM	OPP	SITE	W/L	SCORE
1960	—	—	Miami	W	23-14
1962	—	—	Colorado Springs, Colo.	W	21-3

**Miami:** Miami leads, 1-0

**Colorado Springs:** Miami leads, 1-0

### ALABAMA

#### ALABAMA LEADS, 14-3

YEAR	UM	OPP	SITE	W/L	SCORE
1941	—	18	Miami	L	7-21
1947	—	6	Miami	L	6-21
1952	—	—	Miami	L	7-21
1954	16	—	Miami (HC)	W	23-7
1955	—	—	Miami	W	34-12
1962	—	3	Tuscaloosa, Ala.	L	3-36
1963	—	9	Miami (HC)	L	12-17
1968	—	16	Miami (HC)	L	6-14
1969	—	—	Tuscaloosa, Ala.	L	6-42
1970	—	—	Miami (HC)	L	8-32
1971	—	4	Tuscaloosa, Ala.	L	3-31
1973	—	2	Tuscaloosa, Ala.	L	13-43
1974	—	2	Miami	L	7-28
1977	—	2	Tuscaloosa, Ala.	L	0-36
1979	—	1	Tuscaloosa, Ala.	L	0-30
1990	2	7	New Orleans	W	33-25
1993	1	2	New Orleans	L	13-34

**Miami:** Alabama leads, 7-2

**Tuscaloosa:** Alabama leads, 6-0

**Neutral Sites:** Tied, 1-1

### ARIZONA

#### MIAMI LEADS, 2-1

YEAR	UM	OPP	SITE	W/L	SCORE
1991	2	—	Tucson, Ariz.	W	36-9
1992	1	—	Miami	W	8-7
1994	10	16	Tempe, Ariz. (Fiesta)	L	0-29

**Miami:** Miami leads, 1-0

**Tucson:** Miami leads 1-0

**Neutral Sites:** Arizona leads, 1-0

### ARIZONA STATE

#### TIED 1-1

YEAR	UM	OPP	SITE	W/L	SCORE
1994	5	—	Tempe, Ariz.	W	47-10
1997	13	24	Tempe, Ariz.	L	12-13

**Tempe:** Tied, 1-1

### ARKANSAS

#### MIAMI LEADS, 3-0

YEAR	UM	OPP	SITE	W/L	SCORE
1987	5	10	Fayetteville	W	51-7
1988	3	8	Miami	W	18-16
1991	3	—	Fayetteville	W	31-3

**Miami:** Miami leads, 1-0

**Fayetteville:** Miami leads, 2-0

### ARKANSAS STATE

#### MIAMI LEADS, 2-0

YEAR	UM	OPP	SITE	W/L	SCORE
1997	—	—	Miami	W	42-10
2014	—	—	Miami Gardens	W	41-20

**Miami:** Miami leads, 2-0

### ARMY

#### MIAMI LEADS, 3-0

YEAR	UM	OPP	SITE	W/L	SCORE
1971	—	—	Miami (HC)	W	24-13
1972	—	—	West Point, N.Y.	W	28-7
1973	—	—	West Point, N.Y.	W	19-7

**Miami:** Miami leads, 1-0

**West Point:** Miami leads, 2-0

### AUBURN

#### AUBURN LEADS, 7-4

YEAR	UM	OPP	SITE	W/L	SCORE
1944	—	—	Miami	L	19-38
1945	—	—	Miami	W	33-7
1953	—	—	Miami	L	20-29
1954	6	—	Auburn, Ala.	L	13-14
1959	—	7	Miami	L	6-21
1960	—	17	Auburn, Ala.	L	7-20
1967	—	—	Miami	W	7-0
1968	9	—	Auburn, Ala.	L	6-31
1974	16	11	Miami	L	0-3
1978	—	19	Auburn, Ala.	W	17-15
1984	10	1	Tampa, Fla.	W	20-18

**Miami:** Auburn leads, 4-2

**Auburn:** Auburn leads, 3-1

**Neutral Site:** Miami leads, 1-0





## SERIES RESULTS

### BAYLOR

#### MIAMI LEADS, 6-3

YEAR	UM	OPP	SITE	W/L	SCORE
1947	—	—	Miami	L	7-18
1953	—	10	Miami	L	13-21
1954	—	11	Miami	W	19-13
1957	—	11	Miami	W	13-7
1958	—	—	Waco, Texas	W	14-8
1971	—	—	Miami	W	41-15
1972	—	—	Waco, Texas	L	3-10
1995	—	—	Miami	W	35-14
1997	14	—	Waco, Texas	W	45-14

**Miami:** Miami leads, 4-2

**Waco, Texas:** Miami leads, 2-1

### BETHUNE-COOKMAN

#### MIAMI LEADS, 3-0

YEAR	UM	OPP	SITE	W/L	SCORE
2011	—	—	Miami Gardens	W	45-14
2012	—	—	Miami Gardens	W	38-10
2015	—	—	Miami Gardens	W	45-0

**Miami:** Miami leads, 3-0

### BOSTON COLLEGE

#### MIAMI LEADS, 24-5

YEAR	UM	OPP	SITE	W/L	SCORE
1955	—	—	Miami	W	14-7
1956	13	—	Miami	W	27-6
1958	—	—	Chestnut Hill, Mass.	L	2-6
1960	—	—	Miami	W	10-7
1964	—	—	Miami	W	30-6
1965	—	—	Miami	W	27-6
1973	16	—	Miami	W	15-10
1975	—	—	Chestnut Hill, Mass.	L	7-21
1976	—	—	Miami (HC)	W	13-6
1979	—	—	Miami (HC)	W	19-8
1984	12	—	Miami	L	45-47
1985	—	—	Chestnut Hill, Mass.	W	45-10
1990	3	—	Miami	W	42-12
1991	1	—	Chestnut Hill, Mass.	W	19-14
1993	4	20	Chestnut Hill, Mass.	W	23-7
1994	4	25	Miami	W	23-7
1995	—	—	Chestnut Hill, Mass.	W	17-14
1996	25	—	Miami	W	43-26
1997	—	—	Chestnut Hill, Mass.	W2OT	45-44
1998	25	—	Miami	W	35-17
1999	23	—	Chestnut Hill, Mass.	W	31-28
2000	2	—	Miami	W	52-6
2001	1	—	Chestnut Hill, Mass.	W	18-7
2002	1	—	Miami	W	38-6
2003	2	—	Miami	W	33-14
2006	—	18	Miami	W	17-14
2007	—	—	Chestnut Hill, Mass.	L	14-28

YEAR	UM	OPP	SITE	W/L	SCORE
2011	—	—	Miami	L	17-24
2012	—	—	Chestnut Hill, Mass.	W	41-32

**Miami:** Miami leads, 16-2

**Chestnut Hill:** Miami leads, 8-3

### BOSTON UNIVERSITY

#### MIAMI LEADS, 2-1-1

YEAR	UM	OPP	SITE	W/L	SCORE
1935	—	—	Miami (HC)	W	17-0
1936	—	—	Boston	T	7-7
1950	14	—	Miami	W	34-7
1952	—	—	Boston	L	7-9

**Miami:** Miami leads, 2-0

**Boston:** Boston leads, 1-0-1

### BYU

#### TIED, 1-1

YEAR	UM	OPP	SITE	W/L	SCORE
1988	2	—	Miami	W	41-17
1990	1	16	Provo, Utah	L	21-28

**Miami:** Miami leads, 1-0

**Provo:** BYU leads, 1-0

### BUCKNELL

#### MIAMI LEADS, 3-1-1

YEAR	UM	OPP	SITE	W/L	SCORE
1935	—	—	Miami (Orange Bowl)	L	0-26
1936	—	—	Lewisburg, Pa.	W	6-0
1937	—	—	Lewisburg, Pa.	T	6-6
1938	—	—	Miami (HC)	W	19-0
1955	20	—	Miami	W	46-0

**Miami:** Miami leads, 2-0

**Lewisburg:** Miami leads, 1-0-1

**Neutral Site:** Bucknell leads, 1-0

### CAL

#### TIED, 2-2

YEAR	UM	OPP	SITE	W/L	SCORE
1964	—	—	Miami	L	7-9
1989	3	—	Miami	W	31-3
1990	10	—	Berkeley, Calif.	W	52-24
2008	—	—	San Francisco	L	17-24

**Miami:** Tied, 1-1

**Berkeley:** Miami leads, 1-0

**Neutral Site:** Cal leads, 1-0

## SERIES RESULTS

### CHARLESTON SOUTHERN

#### MIAMI LEADS, 1-0

YEAR	UM	OPP	SITE	W/L	SCORE
2008	—	—	Miami	W	52-7

Miami: Miami leads, 1-0

### CHATTANOOGA

#### MIAMI LEADS, 4-0

YEAR	UM	OPP	SITE	W/L	SCORE
1945	—	—	Chattanooga, Tenn.	W	27-7
1946	—	—	Miami	W	33-13
1948	—	—	Miami	W	19-0
1951	—	—	Miami	W	34-7

Miami: Miami leads, 3-0

Chattanooga: Miami leads, 1-0

### CINCINNATI

#### MIAMI LEADS, 11-2

YEAR	UM	OPP	SITE	W/L	SCORE
1947	—	—	Cincinnati	L	7-20
1948	—	—	Miami	W	36-6
1982	—	—	Miami	W	19-13
1983	8	—	Cincinnati	W	37-7
1984	10	—	Cincinnati	W	49-25
1985	—	—	Miami	W	38-0
1986	1	—	Cincinnati	W	45-13
1987	3	—	Cincinnati	W	48-10
1988	4	—	Miami	W	57-3
1989	2	—	Miami	W	56-0
1998	—	—	Cincinnati	W	38-12
2014	—	—	Miami Gardens	W	55-34
2015	RV	—	Cincinnati	L	23-34

Miami: Miami leads, 6-0

Cincinnati: Miami leads, 5-2

### THE CITADEL

#### MIAMI LEADS, 2-0

YEAR	UM	OPP	SITE	W/L	SCORE
1950	—	—	Miami	W	21-0
1996	11	—	Miami	W	52-6

Miami: Miami leads, 2-0

### CLEMSON

#### MIAMI LEADS, 6-4

YEAR	UM	OPP	SITE	W/L	SCORE
1945	—	—	Miami	W	7-6
1951	—	19	Miami (Orange)	L	14-15

YEAR	UM	OPP	SITE	W/L	SCORE
1952	—	—	Jacksonville, Fla.	W	14-0
1953	—	—	Miami	W	39-7
1956	8	13	Miami	W	21-0
2004	11	—	Miami	LOT	17-24
2005	13	20	Clemson, S.C.	W	36-30
2009	8	—	Miami	LOT	37-40
2010	16	—	Clemson, S.C.	W	30-21
2015	—	6	Miami Gardens	L	0-58

Miami: Series tied, 3-3

Clemson: Miami leads, 2-0

Neutral Site: Tied, 1-1

### COLORADO

#### COLORADO LEADS, 5-3

YEAR	UM	OPP	SITE	W/L	SCORE
1961	—	—	Miami	L	7-9
1966	—	—	Boulder, Colo.	W	24-3
1967	—	—	Houston	L	21-31
1975	—	13	Miami	L	10-23
1976	—	—	Boulder, Colo.	L	3-33
1978	—	—	Boulder, Colo.	L	7-17
1993	3	—	Boulder, Colo.	W	35-29
2005	12	—	Miami	W	23-3

Miami: Colorado leads, 2-1

Boulder: Tied, 2-2

Neutral Site: Colorado leads, 1-0

### COLORADO STATE

#### MIAMI LEADS, 1-0

YEAR	UM	OPP	SITE	W/L	SCORE
1985	4	—	Miami (HC)	W	24-3

Miami: Miami leads, 1-0

### CONNECTICUT

#### MIAMI LEADS, 1-0

YEAR	UM	OPP	SITE	W/L	SCORE
2002	1	—	Miami	W	48-14

Miami: Miami leads, 1-0

### DETROIT

#### MIAMI LEADS, 4-0

YEAR	UM	OPP	SITE	W/L	SCORE
1947	—	—	Miami	W	21-7
1948	—	—	Detroit	W	6-0
1949	—	—	Miami	W	27-6
1964	—	—	Detroit	W	10-7

Miami: Miami leads, 2-0

Detroit: Miami leads, 2-0



# SERIES RESULTS

## DRAKE

### DRAKE LEADS, 2-1

YEAR	UM	OPP	SITE	W/L	SCORE
1937	—	—	Miami (HC)	L	0-7
1938	—	—	Des Moines, Iowa	L	6-18
1939	—	—	Miami	W	33-6

Miami: Tied, 1-1

Des Moines: Drake leads, 1-0

## DUKE

### MIAMI LEADS, 11-2

YEAR	UM	OPP	SITE	W/L	SCORE
1976	—	—	Miami	L	7-20
1983	15	—	Durham, N.C.	W	56-17
2005	9	—	Miami	W	52-7
2006	—	—	Durham, N.C.	W	20-15
2007	—	—	Miami	W	24-14
2008	—	—	Durham, N.C.	W	49-31
2009	20	—	Miami	W	34-16
2010	—	—	Durham, N.C.	W	28-13
2011	—	—	Miami (HC)	W	49-14
2012	—	—	Durham, N.C.	W	52-45
2013	23	—	Durham, N.C.	L	30-48
2014	—	23	Miami Gardens	W	22-10
2015	—	18	Durham, N.C.	W	30-27

Miami: Miami leads, 5-1

Durham: Miami leads, 6-1

## DUQUESNE

### TIED, 1-1

YEAR	UM	OPP	SITE	W/L	SCORE
1934	—	—	Miami	L	7-33
1938	—	—	Miami	W	21-7

Miami: Tied, 1-1

## EAST CAROLINA

### MIAMI LEADS, 9-2

YEAR	UM	OPP	SITE	W/L	SCORE
1980	—	—	Miami (HC)	W	23-10
1981	—	—	Greenville, N.C.	W	31-6
1983	5	—	Miami	W	12-7
1985	—	—	Greenville, N.C.	W	27-15
1986	1	—	Miami	W	36-10
1987	3	—	Greenville, N.C.	W	41-3
1988	4	—	Greenville, N.C.	W	31-7
1989	7	—	Miami	W	40-10
1996	12	—	Miami	L	6-31
1999	9	—	Miami	L	23-27
2003	2	—	Miami	W	38-3

Miami: Miami leads, 5-2

Greenville: Miami leads, 4-0

## EAST TENNESSEE STATE

### MIAMI LEADS, 1-0

YEAR	UM	OPP	SITE	W/L	SCORE
1998	—	—	Miami	W	66-17

Miami: Miami leads, 1-0

## ELON

### MIAMI LEADS, 2-1

YEAR	UM	OPP	SITE	W/L	SCORE
1928	—	—	Miami	L	18-21
1940	—	—	Miami	W	31-7
1941	—	—	Miami	W	38-0

Miami: Miami leads, 2-1

## FLORIDA

### MIAMI LEADS, 29-26

YEAR	UM	OPP	SITE	W/L	SCORE
1938	—	—	Gainesville	W	19-7
1939	—	—	Miami (HC)	L	0-13
1940	—	—	Miami	L	6-46
1941	—	—	Miami (HC)	L	0-14
1942	—	—	Miami	W	12-0
1944	—	—	Miami (HC)	L	0-13
1945	—	—	Miami	W	7-6
1946	—	—	Gainesville	W	20-13
1947	—	—	Miami (HC)	L	6-7
1948	—	—	Gainesville	L	13-27
1949	—	—	Miami (HC)	W	28-13
1950	17	—	Gainesville	W	20-14
1951	—	—	Miami (HC)	W	21-6
1952	—	—	Gainesville	L	6-43
1953	—	—	Miami (HC)	W	14-10
1954	11	—	Gainesville	W	14-0
1955	14	—	Miami	W	7-6
1956	6	18	Gainesville	W	20-7
1957	—	20	Miami	L	0-14
1958	—	14	Jacksonville, Fla.	L	9-12
1959	12	—	Jacksonville, Fla.	L	14-23
1960	—	19	Miami	L	0-18
1961	—	—	Gainesville	W	15-6
1962	—	—	Miami	W	17-15
1963	—	—	Miami	L	21-27
1964	—	—	Gainesville	L	10-12
1965	—	10	Miami (HC)	W	16-13
1966	—	9	Gainesville	W	21-16
1967	—	—	Miami	W	20-13
1968	—	—	Gainesville	L	10-14
1969	—	17	Miami	L	16-35
1970	—	—	Gainesville	W	14-13
1971	—	—	Miami	L	16-45

HISTORY



## SERIES RESULTS

YEAR	UM	OPP	SITE	W/L	SCORE
1972	—	—	Gainesville	L	6-17
1973	—	—	Miami	L	7-14
1974	—	—	Gainesville	L	7-31
1975	—	13	Miami	L	11-15
1976	—	—	Orlando, Fla.	L	10-19
1977	—	—	Miami	L	14-31
1978	—	—	Gainesville	W	22-21
1979	—	—	Miami	W	30-24
1980	—	18	Gainesville	W	31-7
1981	—	17	Miami	W	21-20
1982	15	16	Gainesville	L	14-17
1983	—	—	Gainesville	L	3-28
1984	16	17	Tampa, Fla.	W	32-20
1985	—	5	Miami	L	23-35
1986	3	13	Gainesville	W	23-15
1987	10	20	Miami	W	31-4
2000	2	7	New Orleans	W	37-20
2002	1	6	Gainesville	W	41-16
2003	3	18	Miami	W	38-33
2004	14	18	Atlanta	W	27-10
2008	—	5	Gainesville	L	3-26
2013	—	12	Miami Gardens	W	21-16

**Miami:** Tied, 14-14

**Gainesville:** Miami leads, 12-9

**Neutral Site:** Tied, 3-3

## FLORIDA A&M

### MIAMI LEADS, 9-1

YEAR	UM	OPP	SITE	W/L	SCORE
1979	—	—	Tallahassee	L	13-16
1980	—	—	Miami	W	49-0
1992	1	—	Miami	W	38-0
1995	19	—	Miami	W	49-3
1999	8	—	Miami	W	57-3
2002	1	—	Miami	W	63-17
2006	16	—	Miami	W	51-10
2009	11	—	Miami	W	48-16
2010	13	—	Miami	W	45-0
2013	—	—	Miami Gardens	W	41-7

**Miami:** Miami leads, 9-0

**Tallahassee:** Florida A&M leads, 1-0

## FLORIDA ATLANTIC

### MIAMI LEADS, 2-0

YEAR	UM	OPP	SITE	W/L	SCORE
2013	—	—	Miami Gardens	W	34-6
2015	—	—	Boca Raton	W	44-20

**Miami:** Miami leads, 1-0

**Boca Raton:** Miami leads, 1-0

## FLORIDA INTERNATIONAL

### MIAMI LEADS, 2-0

YEAR	UM	OPP	SITE	W/L	SCORE
2006	—	—	Miami	W	35-0
2007	—	—	Miami	W	23-9

**Miami:** Miami leads, 2-0

## FLORIDA STATE

### MIAMI LEADS, 31-29

YEAR	UM	OPP	SITE	W/L	SCORE
1951	—	—	Miami	W	35-13
1953	—	—	Miami	W	27-0
1955	—	—	Miami	W	34-0
1956	9	—	Miami	W	20-7
1957	—	—	Tallahassee	W	40-13
1958	—	—	Miami	L	6-17
1959	—	—	Tallahassee	W	7-6
1960	—	—	Miami	W	25-7
1962	9	—	Miami	W	7-6
1963	—	—	Miami	L	0-24
1964	—	—	Miami	L	0-14
1966	—	—	Miami	L	20-23
1969	—	—	Miami	L	14-16
1970	—	—	Miami	L	3-27
1971	—	—	Miami	L	17-20
1972	—	20	Miami	L	14-37
1973	18	—	Tallahassee	W	14-10
1974	—	—	Miami (HC)	L	14-21
1975	—	—	Tallahassee	W	24-22
1976	—	—	Miami	W	47-0
1977	—	—	Tallahassee	W	23-17
1978	—	13	Miami	L	21-31
1979	—	14	Tallahassee	L	23-40
1980	—	9	Miami	W	10-9
1981	13	14	Tallahassee	W	27-19
1982	16	14	Miami (HC)	L	7-24
1983	6	—	Tallahassee	W	17-16
1984	4	15	Miami	L	3-38
1985	11	10	Tallahassee	W	35-27
1986	1	20	Miami	W	41-23
1987	3	4	Tallahassee	W	26-25
1988	6	1	Miami	W	31-0
1989	2	9	Tallahassee	L	10-24
1990	9	2	Miami	W	31-22
1991	2	1	Tallahassee	W	17-16
1992	2	3	Miami	W	19-16
1993	3	1	Tallahassee	L	10-28
1994	13	3	Miami	W	34-20
1995	—	1	Tallahassee	L	17-41
1996	6	3	Miami	L	16-34
1997	—	4	Tallahassee	L	0-47
1998	—	9	Miami	L	14-26
1999	19	1	Tallahassee	L	21-31
2000	7	1	Miami	W	27-24
2001	2	14	Tallahassee	W	49-27
2002	1	9	Miami	W	28-27



## SERIES RESULTS

YEAR	UM	OPP	SITE	W/L	SCORE
2003	10	9	Tallahassee	W	22-14
2003	5	4	Miami (Orange Bowl)	W	16-14
2004	9	14	Miami	WOT	16-10
2005	11	11	Tallahassee	L	7-10
2006	—	—	Miami	L	10-13
2007	—	—	Tallahassee	W	37-29
2008	—	—	Miami Gardens	L	39-41
2009	—	18	Tallahassee	W	38-34
2010	13	23	Miami Gardens	L	17-45
2011	—	—	Tallahassee	L	19-23
2012	—	14	Miami Gardens	L	20-33
2013	7	3	Tallahassee	L	14-41
2014	RV	2	Miami Gardens	L	26-30
2015	—	12	Tallahassee	L	24-29

**Miami:** Florida State leads, 19-16

**Tallahassee:** Miami leads, 14-10

**Neutral Site:** Miami leads, 1-0

## FORDHAM

**TIED, 1-1**

YEAR	UM	OPP	SITE	W/L	SCORE
1953	—	—	New York	L	0-20
1954	10	—	New York	W	75-7

**Miami:** Miami leads, 1-0

**New York:** Fordham leads, 1-0

## FURMAN

**MIAMI LEADS, 2-1**

YEAR	UM	OPP	SITE	W/L	SCORE
1927	—	—	Miami	L	7-39
1942	—	—	Miami	W	32-13
1954	—	—	Miami	W	51-13

**Miami:** Miami leads, 2-1

## GEORGE WASHINGTON

**MIAMI LEADS, 1-0**

YEAR	UM	OPP	SITE	W/L	SCORE
1947	—	—	Miami	W	28-7

**Miami:** Miami leads, 1-0

## GEORGETOWN

**MIAMI LEADS, 2-1**

YEAR	UM	OPP	SITE	W/L	SCORE
1935	—	—	Washington, D.C.	L	0-13
1936	—	—	Miami	W	10-6
1950	8	—	Miami	W	42-7

**Miami:** Miami leads, 2-0

**Washington, D.C.:** Georgetown leads, 1-0

## GEORGIA

**GEORGIA LEADS, 7-4-1**

YEAR	UM	OPP	SITE	W/L	SCORE
1937	—	—	Miami	L	0-26
1938	—	—	Miami	W	13-7
1939	—	—	Miami	L	0-13
1940	—	—	Miami	L	7-28
1945	—	—	Miami	L	21-27
1948	—	—	Miami	L	21-42
1949	—	—	Miami	W	13-9
1952	—	—	Miami	L	13-35
1956	11	—	Miami	T	7-7
1961	—	—	Miami	W	32-7
1963	—	—	Miami	L	14-31
1966	—	—	Miami	W	7-6

**Miami:** Georgia leads, 7-4-1

## GEORGIA SOUTHERN

**MIAMI LEADS, 4-1**

YEAR	UM	OPP	SITE	W/L	SCORE
1932	—	—	Miami	L	6-19
1936	—	—	Miami	W	44-0
1937	—	—	Miami	W	40-0
1993	3	—	Miami	W	30-7
1994	6	—	Miami	W	56-0

**Miami:** Miami leads, 4-1

## GEORGIA TECH

**GEORGIA TECH LEADS, 11-10**

YEAR	UM	OPP	SITE	W/L	SCORE
1955	9	10	Atlanta	L	6-14
1964	—	—	Atlanta	L	0-20
1967	—	—	Miami (HC)	W	49-7
1968	15	—	Atlanta	W	10-7
1970	—	19	Atlanta	L	21-51
1975	—	—	Atlanta	L	23-38
1977	—	—	Atlanta	L	6-10
1978	—	—	Atlanta	L	19-24
1999	23	15	Jacksonville, Fla.	W	28-13
2004	4	—	Atlanta	W	27-3
2005	3	—	Miami	L	10-14
2006	—	21	Atlanta	L	23-30
2007	—	—	Miami	L	14-17
2008	—	—	Atlanta	L	23-41
2009	20	14	Miami Gardens	W	33-17
2010	—	—	Atlanta	W	35-10
2011	—	22	Miami Gardens	W	24-7
2012	—	—	Atlanta	WOT	42-36
2013	14	—	Miami Gardens	W	45-30
2014	—	—	Atlanta	L	17-28





## SERIES RESULTS

YEAR	UM	OPP	SITE	W/L	SCORE
2015	14	-	Miami Gardens	W	38-21

**Miami:** Miami leads, 5-2

**Atlanta:** Georgia Tech leads, 9-4

**Neutral Site:** Miami leads, 1-0

YEAR	UM	OPP	SITE	W/L	SCORE
1950	14	-	Miami (HC)	W	14-6
1966	-	-	Miami	W	44-0
1990	10	-	Miami	W	48-21
1992	1	23	Iowa City, Iowa	W	24-7

**Miami:** Miami leads, 3-0

**Iowa City:** Miami leads, 1-0

## HOLY CROSS

### MIAMI LEADS, 2-0

YEAR	UM	OPP	SITE	W/L	SCORE
1945	-	16	Miami (Orange)	W	13-6
1954	-	-	Miami	W	26-20

**Miami:** Miami leads, 1-0

**Neutral Site:** Miami leads, 1-0

## HOUSTON

### MIAMI LEADS, 11-7

YEAR	UM	OPP	SITE	W/L	SCORE
1957	14	-	Houston	L	0-7
1958	-	-	Miami (HC)	L	26-37
1965	-	-	Miami	W	44-12
1969	-	-	Houston	L	36-38
1970	-	-	Miami	L	3-36
1971	-	16	Houston	L	6-27
1972	-	-	Miami	W	33-13
1973	15	14	Miami	L	7-30
1974	-	19	Houston	W	20-3
1975	-	-	Miami	W	24-20
1976	-	6	Houston	L	16-21
1980	-	18	Houston	W	14-7
1981	16	-	Miami	W	12-7
1982	19	-	Miami	W	31-12
1983	-	-	Houston	W	29-7
1991	2	10	Miami	W	40-10
2004	4	-	Houston	W	38-13
2006	-	-	Miami	W	14-3

**Miami:** Miami leads, 7-3

**Houston:** Tied, 4-4

## INDIANA

### TIED, 1-1

YEAR	UM	OPP	SITE	W/L	SCORE
1964	-	-	Miami	L	14-28
1966	-	-	Miami	W	14-7

**Miami:** Tied, 1-1

## IOWA

### MIAMI LEADS, 4-0

YEAR	UM	OPP	SITE	W/L	SCORE
------	----	-----	------	-----	-------

## JACKSONVILLE STATE

### MIAMI LEADS, 1-0

YEAR	UM	OPP	SITE	W/L	SCORE
1931	-	-	Miami	W	14-3

**Miami:** Miami leads, 1-0

## KANSAS

### MIAMI LEADS, 4-0

YEAR	UM	OPP	SITE	W/L	SCORE
1957	-	-	Miami	W	48-6
1977	-	-	Miami	W	14-7
YEAR	UM	OPP	SITE	W/L	SCORE
1978	-	-	Lawrence, Kan.	W	38-6
1990	3	-	Miami	W	34-0

**Miami:** Miami leads, 3-0

**Lawrence:** Miami leads, 1-0

## KANSAS STATE

### K-STATE LEADS, 2-0

YEAR	UM	OPP	SITE	W/L	SCORE
2011	-	-	Miami Gardens	L	24-28
2012	-	21	Manhattan, Kan.	L	13-52

**Miami:** K-State leads, 1-0

**Manhattan:** K-State leads, 1-0

## KENTUCKY

### KENTUCKY LEADS, 5-3

YEAR	UM	OPP	SITE	W/L	SCORE
1948	-	-	Miami	L	5-25
1949	-	20	Miami	L	6-21
1951	19	14	Lexington, Ky.	L	0-32
1952	-	-	Miami	L	0-29
1959	-	-	Miami	L	3-22
1961	-	-	Lexington, Ky.	W	14-7
1962	-	-	Miami	W	25-17
1963	-	-	Lexington, Ky.	W	20-14

**Miami:** Kentucky leads, 4-1

**Lexington:** Miami leads, 2-1



## SERIES RESULTS

### LONG BEACH STATE

#### MIAMI LEADS, 1-0

YEAR	UM	OPP	SITE	W/L	SCORE
1991	2	—	Miami	W	55-0

Miami: Miami leads, 1-0

### LOUISIANA COLLEGE

#### MIAMI LEADS, 2-0

YEAR	UM	OPP	SITE	W/L	SCORE
1927	—	—	Miami	W	7-0
1928	—	—	Miami	W	20-0

Miami: Miami leads, 2-0

### LOUISIANA-LAFAYETTE

#### MIAMI LEADS, 2-1

YEAR	UM	OPP	SITE	W/L	SCORE
1929	—	—	Lafayette, La.	L	0-14
1930	—	—	Lafayette, La.	W	6-0
1932	—	—	Miami	W	7-0

Miami: Miami leads, 1-0

Lafayette: Tied, 1-1

### LSU

#### LSU LEADS 9-3

YEAR	UM	OPP	SITE	W/L	SCORE
1946	—	11	Miami	L	7-20
1958	—	11	Miami	L	0-41
1959	—	1	Baton Rouge, La.	L	3-17
1962	—	6	Baton Rouge, La.	L	3-27
1963	—	—	Miami	L	0-3
1965	—	—	Miami	L	27-34
1966	—	—	Baton Rouge, La.	L	8-10
1967	—	—	Baton Rouge, La.	W	17-15
1968	—	8	Miami	W	30-0
1969	—	14	Miami	L	0-20
YEAR	UM	OPP	SITE	W/L	SCORE
1988	3	11	Baton Rouge, La.	W	44-3
2005	9	10	Atlanta	L	3-40

Miami: LSU leads, 5-1

Baton Rouge: LSU leads, 3-2

Neutral Site: LSU leads, 1-0

### LOUISIANA TECH

#### MIAMI LEADS, 4-0

YEAR	UM	OPP	SITE	W/L	SCORE
1979	—	—	Miami	W	6-0
2000	4	—	Miami	W	42-31
2003	3	—	Miami	W	48-9
2004	4	—	Miami	W	48-0

Miami: Miami leads, 4-0

### LOUISVILLE

#### MIAMI LEADS, 9-3-1

YEAR	UM	OPP	SITE	W/L	SCORE
1933	—	—	Miami	W	33-7
1949	—	—	Louisville, Ky.	W	26-0
1950	9	—	Miami	T	13-13
1979	—	—	Miami	W	24-12
1980	—	—	Louisville, Ky.	W	24-10
1982	17	—	Louisville, Ky.	W	28-6
1983	12	—	Miami	W	42-14
1984	6	—	Louisville, Ky.	W	38-23
1985	15	—	Miami	W	45-7
2004	3	18	Miami	W	41-38
2006	15	12	Louisville, Ky.	L	7-31
2013	—	18	Orlando, Fla.	L	9-36
2014	—	—	Louisville, Ky.	L	13-31

Miami: Miami leads, 5-0-1

Louisville: Miami leads, 4-2

Neutral Site: Louisville leads, 1-0

### MARYLAND

#### MARYLAND LEADS, 9-8

YEAR	UM	OPP	SITE	W/L	SCORE
1948	—	—	Miami (HC)	L	13-27
1949	—	14	Miami	L	0-13
1953	—	3	Miami	L	0-30
1954	16	—	Miami	W	9-7
1956	11	—	Miami	W	13-6
1957	—	—	Miami (HC)	L	6-16
1958	—	—	Miami	L	14-26
1962	—	—	Miami	W	28-24
1970	—	—	Miami	W	18-11
1972	—	—	Miami	W	28-8
1982	—	19	College Park, Md.	L	17-18
1984	6	—	Miami	L	40-42
1985	8	—	College Park, Md.	W	29-22
1987	3	—	Miami	W	46-16
2006	—	24	College Park, Md.	L	13-14
2010	—	—	Miami Gardens	W	26-20
2011	—	—	College Park, Md.	L	24-32

Miami: Miami leads, 7-6

College Park: Maryland leads, 3-1

## SERIES RESULTS



### MARSHALL

#### MIAMI LEADS, 1-0

YEAR	UM	OPP	SITE	W/L	SCORE
2007	—	—	Miami	W	31-3

Miami: Miami leads, 1-0

### MCNEESE STATE

#### MIAMI LEADS, 1-0

YEAR	UM	OPP	SITE	W/L	SCORE
2000	6	—	Miami	W	61-14

Miami: Miami leads, 1-0

### MEMPHIS

#### MIAMI LEADS, 2-1

YEAR	UM	OPP	SITE	W/L	SCORE
1969	—	—	Memphis, Tenn.	L	13-26
1993	9	—	Miami	W	41-17
1996	11	—	Memphis, Tenn.	W	30-7

Miami: Miami leads, 1-0

Memphis: Tied, 1-1

### MERCER

#### MIAMI LEADS, 2-0

YEAR	UM	OPP	SITE	W/L	SCORE
1926	—	—	Miami	W	22-6
1936	—	—	Miami	W	13-0

Miami: Miami leads, 2-0

### MIAMI (OHIO)

#### MIAMI LEADS, 3-0

YEAR	UM	OPP	SITE	W/L	SCORE
1945	—	—	Miami (HC)	W	27-13
1946	—	—	Miami	W	20-17
1987	3	—	Miami	W	54-3

Miami: Miami leads, 3-0

### MICHIGAN

#### TIED, 1-1

YEAR	UM	OPP	SITE	W/L	SCORE
1984	1	14	Ann Arbor, Mich.	L	14-22
1988	1	15	Ann Arbor, Mich.	W	31-30

Ann Arbor: Tied, 1-1

### MICHIGAN STATE

#### MIAMI LEADS, 4-0

YEAR	UM	OPP	SITE	W/L	SCORE
1945	—	—	Miami	W	21-7
1959	18	11	Miami	W	18-13
1982	16	—	Miami	W	25-22
1989	2	—	East Lansing, Mich.	W	26-20

Miami: Miami leads, 3-0

East Lansing: Miami leads, 1-0

### MIDDLE TENNESSEE

#### MIDDLE TENNESSEE LEADS, 2-0

YEAR	UM	OPP	SITE	W/L	SCORE
1921	—	—	Murfreesboro, Tenn.	L	6-25
1932	—	—	Miami	L	0-7

Miami: Middle Tennessee leads, 1-0

Murfreesboro: Middle Tennessee leads, 1-0

### MISSISSIPPI

#### MISSISSIPPI LEADS, 2-1

YEAR	UM	OPP	SITE	W/L	SCORE
1936	—	—	Miami (HC)	L	0-14
1940	—	—	Miami (HC)	L	7-21
1951	—	—	Miami	W	20-7

Miami: Ole Miss leads, 2-1

### MISSISSIPPI STATE

#### MISSISSIPPI STATE LEADS, 3-2

YEAR	UM	OPP	SITE	W/L	SCORE
1954	—	—	Miami	W	27-13
1980	18	—	Miami	L	31-34
1981	13	16	Starkville, Miss.	L	10-14
1982	17	—	Miami	W	31-14
1983	10	—	Starkville, Miss.	W	31-7

Miami: Miami leads, 2-1

Starkville: Tied, 1-1

### MISSOURI

#### MIAMI LEADS, 3-0

YEAR	UM	OPP	SITE	W/L	SCORE
1950	15	—	Miami	W	27-9
1988	1	—	Miami	W	55-0
1989	2	—	Columbia, Mo.	W	38-7

Miami: Miami leads, 2-0

Columbia: Miami leads, 1-0



## SERIES RESULTS

### MURRAY STATE

#### MURRAY STATE LEADS, 1-0-1

YEAR	UM	OPP	SITE	W/L	SCORE
1931	-	-	Murray, Ky.	L	0-15
1932	-	-	Miami	T	0-0

**Miami:** Tied, 0-0-1

**Murray:** Murray State leads, 1-0

### NAVY

#### MIAMI LEADS, 3-2

YEAR	UM	OPP	SITE	W/L	SCORE
1959	-	-	Miami	W	23-8
1961	-	-	Miami	L	6-17
1969	-	-	Miami (HC)	W	30-10
1971	-	-	Miami	W	31-16
1975	-	-	Miami	L	16-17

**Miami:** Miami leads, 3-2

### NEBRASKA

#### SERIES TIED, 6-6

YEAR	UM	OPP	SITE	W/L	SCORE
1951	-	-	Miami	W	19-7
1953	-	-	Lincoln, Neb.	L	16-20
1962	-	-	New York (Gotham)	L	34-36
1975	-	4	Lincoln, Neb.	L	16-31
1976	-	5	Lincoln, Neb.	L	9-17
1983	5	1	Miami (Orange)	W	31-30
1988	2	6	Miami (Orange)	W	23-3
1991	1	11	Miami (Orange)	W	22-0
1994	4	1	Miami (Orange)	L	17-24
2001	1	4	Pasadena	W	37-14
2014	-	22	Lincoln, Neb.	L	31-41
2015	-	RV	Miami Gardens (OT)	W	36-33

**Miami:** Miami leads, 2-0

**Lincoln:** Nebraska leads, 4-0

**Neutral Site:** Miami leads, 4-2

### NEVADA

#### MIAMI LEADS, 1-0

YEAR	UM	OPP	SITE	W/L	SCORE
2006	-	-	Boise, Idaho	W	21-20

**Neutral Site:** Miami leads, 1-0

### NORTH CAROLINA

#### SERIES TIED, 9-9

YEAR	UM	OPP	SITE	W/L	SCORE
1946	-	-	Miami	L	0-21
1952	-	-	Miami	L	7-34
1959	-	-	Miami	W	14-7
1960	-	-	Miami	W	29-12
1961	-	-	Miami (HC)	W	10-0
1963	-	-	Chapel Hill, N.C.	L	16-27
2004	4	-	Chapel Hill, N.C.	L	28-31
2005	6	-	Miami	W	34-16
2006	-	-	Miami	W	27-7
2007	-	-	Chapel Hill, N.C.	L	27-33
2008	-	-	Miami	L	24-28
2009	-	-	Chapel Hill, N.C.	L	24-33
2010	25	-	Miami	W	33-10
2011	-	-	Chapel Hill, N.C.	W	30-24
2012	-	-	Miami Gardens	L	14-18
2013	10	-	Chapel Hill, N.C.	W	27-23
2014	-	-	Miami Gardens (HC)	W	47-20
2015	-	-	Chapel Hill, N.C.	L	21-59

**Miami:** Miami leads, 7-4

**Chapel Hill:** North Carolina leads, 5-2

### NC STATE

#### MIAMI LEADS, 8-5-1

YEAR	UM	OPP	SITE	W/L	SCORE
1939	-	-	Miami	W	27-7
1942	-	-	Miami	L	0-2
1944	-	-	Miami	L	7-28
1945	-	-	Miami	W	21-7
1957	-	12	Miami	T	0-0
1969	-	-	Miami	W	23-13
1971	-	-	Miami	L	7-13
1981	11	-	Raleigh, N.C.	W	14-6
1982	-	-	Miami	W	41-3
1998	24	-	Miami	W	46-23
2004	4	-	Raleigh, N.C.	W	45-31
2007	-	-	Miami (OT)	L	16-19
2008	-	-	Raleigh, N.C.	L	28-38
2012	-	-	Miami Gardens	W	44-37

**Miami:** Miami leads, 6-4-1

**Raleigh:** Miami leads, 2-1

### NORTH TEXAS

#### MIAMI LEADS, 1-0

YEAR	UM	OPP	SITE	W/L	SCORE
1980	-	-	Miami	W	26-8

**Miami:** Miami leads, 1-0

## SERIES RESULTS

### NORTHERN ILLINOIS

#### MIAMI LEADS, 1-0

YEAR	UM	OPP	SITE	W/L	SCORE
1986	1	—	Miami	W	34-0

**Miami:** Miami leads, 1-0

### NORTHWESTERN

#### SERIES TIED, 2-2

YEAR	UM	OPP	SITE	W/L	SCORE
1961	—	—	Miami	W	10-6
1962	—	—	Miami	L	7-29
1967	8	—	Evanston, Ill.	L	7-12
1968	19	—	Miami	W	28-7

**Miami:** Miami leads, 2-1

**Evanston:** Northwestern leads, 1-0

### NOTRE DAME

#### NOTRE DAME LEADS, 16-7-1

YEAR	UM	OPP	SITE	W/L	SCORE
1955	15	5	Miami	L	0-14
1960	—	—	Miami (HC)	W	28-12
1965	—	6	Miami	T	0-0
1967	—	6	Miami	L	22-24
1971	—	7	Miami	L	0-17
1972	—	10	South Bend, Ind.	L	17-20
1973	—	5	Miami	L	0-44
1974	—	7	South Bend, Ind.	L	7-28
1975	—	—	Miami	L	9-32
1976	—	13	South Bend, Ind.	L	27-40
1977	—	5	Miami	L	10-48
1978	—	19	South Bend, Ind.	L	0-20
1979	—	—	Tokyo, Japan	L	15-40
1980	13	7	South Bend, Ind.	L	14-32
1981	9	—	Miami	W	37-15
1982	17	10	South Bend, Ind.	L	14-16
1983	—	13	Miami	W	20-0
1984	14	16	South Bend, Ind.	W	31-13
1985	4	—	Miami	W	58-7
1987	2	10	Miami	W	24-0
1988	1	4	South Bend, Ind.	L	30-31
1989	7	1	Miami	W	27-10
1990	2	—	South Bend, Ind.	L	20-29
2010	—	—	El Paso, Texas	L	17-13
2012	—	9	Chicago	L	3-41

**Miami:** Tied 6-6-1

**South Bend:** Notre Dame leads, 7-1

**Neutral:** Notre Dame leads, 3-0

### OHIO STATE

#### OHIO STATE LEADS, 3-2

YEAR	UM	OPP	SITE	W/L	SCORE
1977	—	5	Columbus, Ohio	L	0-10
1999	12	9	Meadowlands, N.J.	W	23-14
2003	1	2	Tempe, Ariz.	L2OT	24-31
2010	12	2	Columbus, Ohio	L	24-36
2011	—	17	Miami	W	24-6

**Miami:** Tied, 1-1

**Columbus:** Ohio State leads, 2-0

**Neutral Site:** Miami leads, 1-0

### OKLAHOMA

#### MIAMI LEADS, 4-3

YEAR	UM	OPP	SITE	W/L	SCORE
1973	17	6	Norman, Okla.	L	20-24
1975	—	1	Miami	L	17-20
1985	—	3	Norman, Okla.	W	27-14
1986	2	1	Miami	W	28-16
1988	2	1	Miami (Orange)	W	20-14
2007	—	6	Norman, Okla.	L	13-51
2009	17	8	Miami	W	21-20

**Miami:** Miami leads, 2-1

**Norman:** Oklahoma leads, 2-1

**Neutral Site:** Miami leads, 1-0

### OKLAHOMA STATE

#### MIAMI LEADS, 1-0

YEAR	UM	OPP	SITE	W/L	SCORE
1991	2	—	Miami	W	40-3

**Miami:** Miami leads, 1-0

### OREGON

#### MIAMI LEADS, 1-0

YEAR	UM	OPP	SITE	W/L	SCORE
1958	—	—	Miami	W	2-0

**Miami:** Miami leads, 1-0

### PACIFIC

#### MIAMI LEADS, 2-0

YEAR	UM	OPP	SITE	W/L	SCORE
1974	—	—	Miami	W	35-6
1977	—	—	Miami	W	24-3

**Miami:** Miami leads, 2-0



# SERIES RESULTS

## PENN STATE

### PENN STATE LEADS, 7-6

YEAR	UM	OPP	SITE	W/L	SCORE
1961	—	8	Miami	W	25-8
1967	—	—	Miami	L	8-17
1968	—	4	University Park, Pa.	L	7-22
1976	—	—	Miami	L	7-21
1977	—	9	University Park, Pa.	L	7-49
1979	—	19	University Park, Pa.	W	26-10
1980	—	13	University Park, Pa.	L	12-27
1981	—	1	Miami (HC)	W	17-14
1987	1	2	Tempe, Ariz. (Fiesta)	L	10-14
1991	2	9	Miami	W	26-20
1992	2	7	University Park, Pa.	W	17-14
1999	8	2	Miami	L	23-27
2001	2	—	University Park, Pa.	W	33-7

**Miami:** Tied, 3-3

**University Park:** Tied, 3-3

**Neutral Site:** Penn State leads, 1-0

## PITTSBURGH

### MIAMI LEADS, 24-10-1

YEAR	UM	OPP	SITE	W/L	SCORE
1950	11	—	Pittsburgh, Pa.	W	28-0
1951	—	—	Miami	L	7-21
1955	—	16	Pittsburgh, Pa.	W	21-7
1956	6	13	Miami (HC)	L	7-14
1957	—	—	Miami	W	28-13
1960	—	—	Pittsburgh, Pa.	L	6-17
1961	—	—	Miami	L	7-10
1962	—	—	Pittsburgh, Pa.	W	23-14
1963	—	5	Miami	L	20-31
1964	—	—	Miami	T	20-20
1965	—	—	Pittsburgh, Pa.	L	14-28
1966	—	—	Miami (HC)	W	38-14
1967	—	—	Pittsburgh, Pa.	W	58-0
1968	—	—	Miami	W	48-0
1970	—	18	Pittsburgh, Pa.	L	17-28
1976	—	2	Pittsburgh, Pa.	L	19-36
1984	9	—	Miami (HC)	W	27-7
1986	1	—	Pittsburgh, Pa.	W	37-10
1989	7	14	Pittsburgh, Pa.	W	24-3
1990	8	—	Miami	W	45-0
1993	4	—	Pittsburgh, Pa.	W	35-7
1994	5	—	Miami (HC)	W	17-12
1995	—	—	Pittsburgh, Pa.	W	17-16
1996	10	—	Miami	W	45-0
1997	22	—	Pittsburgh, Pa.	L	17-21
1998	22	—	Miami	W	38-10
1999	22	—	Pittsburgh, Pa.	W	33-3
2000	2	—	Miami	W	35-7
2001	1	—	Miami	W	43-21
2002	1	17	Miami	W	28-21
2003	10	20	Miami	W	28-14
2010	19	—	Pittsburgh, Pa.	W	31-3
2013	—	—	Pittsburgh, Pa.	W	41-31

YEAR	UM	OPP	SITE	W/L	SCORE
2014	—	—	Miami Gardens	L	23-35
2015	—	—	Pittsburgh, Pa.	W	29-24

**Miami:** Miami leads, 12-5-1

**Pittsburgh:** Miami leads, 12-5

## PRESBYTERIAN

### MIAMI LEADS, 2-0

YEAR	UM	OPP	SITE	W/L	SCORE
1943	—	—	Miami	W	32-13
1944	—	—	Miami	W	31-12

**Miami:** Miami leads, 2-0

## PURDUE

### MIAMI LEADS, 5-1

YEAR	UM	OPP	SITE	W/L	SCORE
1949	—	—	Miami	L	0-14
1950	—	9	West Lafayette, Ind.	W	20-14
1951	—	—	Miami	W	7-0
1963	—	—	Miami	W	3-0
1983	—	—	Miami	W	35-0
1984	5	—	West Lafayette, Ind.	W	28-17

**Miami:** Miami leads, 3-1

**West Lafayette:** Miami leads, 2-0

## RICE

### MIAMI LEADS, 2-0

YEAR	UM	OPP	SITE	W/L	SCORE
1984	16	—	Miami	W	38-3
1985	—	—	Houston	W	48-20

**Miami:** Miami leads, 1-0

**Houston:** Miami leads, 1-0

## RICHMOND

### MIAMI LEADS, 1-0

YEAR	UM	OPP	SITE	W/L	SCORE
1952	—	—	Miami	W	41-6

**Miami:** Miami leads, 1-0

## RUTGERS

### MIAMI LEADS, 11-0

YEAR	UM	OPP	SITE	W/L	SCORE
1993	3	—	Miami (HC)	W	31-17
1994	13	—	Piscataway, N.J.	W	24-3
1995	—	—	Miami	W	56-21



## SERIES RESULTS

YEAR	UM	OPP	SITE	W/L	SCORE
1996	10	—	Piscataway, N.J.	W	33-0
1997	—	—	Miami (HC)	W	51-23
1998	—	—	Miami	W	53-17
1999	—	—	Miami	W	55-0
2000	10	—	Piscataway, N.J.	W	64-6
2001	1	—	Miami	W	61-0
2002	1	—	Piscataway, N.J.	W	42-17
2003	13	—	Miami	W	34-10

**Miami:** Miami leads, 2-0

YEAR	UM	OPP	SITE	W/L	SCORE
1941	—	—	Miami	W	7-6
1942	—	—	Miami (HC)	W	13-6
1944	—	—	Miami	T	0-0
1945	—	—	Miami	T	13-13
1947	—	—	Miami	L	0-8
1949	—	—	Miami	W	13-7
1956	—	17	Miami	W	14-6
1959	—	—	Miami (HC)	W	26-6
1960	—	—	Miami	W	21-6
1986	3	—	Columbia, S.C.	W	34-14
1987	2	8	Miami	L	20-16
2014	—	—	Shreveport, La.	L	21-24

**Miami:** Miami leads, 7-4-2

**Columbia:** Tied, 1-1

**Neutral Site:** South Carolina leads, 1-0

## SAMFORD

**TIED, 3-3**

YEAR	UM	OPP	SITE	W/L	SCORE
1926	—	—	Miami	W	9-7
1927	—	—	Miami	L	0-52
1928	—	—	Miami	L	0-7
1929	—	—	Miami	W	7-0
1930	—	—	Dothan, Ala.	L	0-24
1941	—	—	Miami	W	19-0

**Miami:** Miami leads, 3-2

**Neutral Site:** Samford leads, 1-0

## SOUTHEASTERN LOUISIANA

**MIAMI LEADS, 2-0**

YEAR	UM	OPP	SITE	W/L	SCORE
1934	—	—	Miami	W	26-7
1935	—	—	Miami	W	2-0

**Miami:** Miami leads, 2-0

## SAN DIEGO STATE

**MIAMI LEADS, 5-1**

YEAR	UM	OPP	SITE	W/L	SCORE
1978	—	—	Miami (HC)	W	16-14
1979	—	—	San Diego, Calif.	L	20-31
1989	7	—	Miami (HC)	W	42-6
1990	3	—	San Diego, Calif.	W	30-28
1991	1	—	Miami	W	39-12
1992	1	—	San Diego, Calif.	W	63-17

**Miami:** Miami leads, 3-0

**San Diego:** Miami leads, 2-1

## SMU

**SMU LEADS, 1-0**

YEAR	UM	OPP	SITE	W/L	SCORE
1965	—	—	Dallas	L	3-7

**Dallas:** SMU leads, 1-0

## STETSON

**TIED, 5-5-2**

YEAR	UM	OPP	SITE	W/L	SCORE
1926	—	—	Miami	W	20-0
1927	—	—	Miami	L	0-36
1928	—	—	Miami	L	6-15
1929	—	—	DeLand, Fla.	L	0-12
1930	—	—	Miami	L	0-19
1933	—	—	Miami (HC)	T	0-0
1934	—	—	Miami (HC)	T	6-6
1935	—	—	Miami	L	12-13
1936	—	—	Miami	W	20-6
1937	—	—	Miami	W	25-13
1940	—	—	Miami	W	19-0
1952	—	—	Miami	W	35-0

**Miami:** Miami leads, 5-4-2

**DeLand:** Stetson leads, 1-0

## SAN JOSE STATE

**MIAMI LEADS, 1-0**

YEAR	UM	OPP	SITE	W/L	SCORE
1989	2	—	Miami	W	48-16

**Miami:** Miami leads, 1-0

## SOUTH CAROLINA

**MIAMI LEADS, 8-6-2**

YEAR	UM	OPP	SITE	W/L	SCORE
1936	—	—	Miami	L	3-6
1937	—	—	Miami	L	0-3
1939	—	—	Columbia, S.C.	L	6-7
1940	—	—	Miami	L	2-7

## SERIES RESULTS

### SYRACUSE

#### MIAMI LEADS, 15-7

YEAR	UM	OPP	SITE	W/L	SCORE
1960	—	14	Miami	L	14-21
1961	—	14	Memphis, Tenn.	L	14-15
1965	—	9	Syracuse, N.Y.	W	24-0
1970	—	—	Syracuse, N.Y.	L	16-56
1971	—	—	Miami	L	0-14
1973	—	—	Syracuse, N.Y.	W	34-23
1974	—	—	Miami	W	14-7
1978	—	—	Miami	W	21-9
1979	—	—	Syracuse, N.Y.	L	15-25
1990	2	—	Miami	W	33-7
1992	1	8	Syracuse, N.Y.	W	16-10
1993	6	23	Miami	W	49-0
1994	5	10	Syracuse, N.Y.	W	27-6
1995	25	22	Miami	W	35-24
1996	23	16	Syracuse, N.Y.	W	38-31
1997	—	16	Miami	L	13-33
1998	19	21	Syracuse, N.Y.	L	13-66
1999	—	—	Miami	W	45-13
2000	2	—	Syracuse, N.Y.	W	26-0
2001	1	14	Miami	W	59-0
2002	1	—	Syracuse, N.Y.	W	49-7
2003	14	—	Miami	W	17-10

**Miami:** Miami leads, 8-3

**Syracuse:** Miami leads, 7-3

**Neutral Site:** Syracuse leads, 1-0

### TEMPLE

#### MIAMI LEADS, 13-1

YEAR	UM	OPP	SITE	W/L	SCORE
1930	—	—	Philadelphia	L	0-34
1992	1	—	Miami (HC)	W	48-0
1993	4	—	Miami	W	42-7
1994	5	—	Philadelphia	W	38-14
1995	—	—	Miami (HC)	W	36-12
1996	22	—	Philadelphia	W	57-26
1997	—	—	Miami	W	47-15
1998	24	—	Miami	W	42-7
1999	23	—	Miami	W	55-0
2000	4	—	Philadelphia	W	45-17
2001	1	—	Miami	W	38-0
2002	1	—	Philadelphia	W	44-21
2003	2	—	Miami	W	52-14
2005	7	—	Philadelphia	W	34-3

**Miami:** Miami leads, 8-0

**Philadelphia:** Miami leads, 5-1

### TENNESSEE

#### TENNESSEE LEADS, 2-1

YEAR	UM	OPP	SITE	W/L	SCORE
1986	2	8	New Orleans	L	7-35
2002	2	—	Knoxville, Tenn.	W	26-3
2003	6	18	Miami	L	6-10

**Miami:** Tennessee leads, 1-0

**Knoxville:** Miami leads, 1-0

**Neutral Site:** Tennessee leads, 1-0

### TEXAS

#### TIED, 2-2

YEAR	UM	OPP	SITE	W/L	SCORE
1972	—	14	Austin, Texas	L	10-23
1973	—	6	Miami	W	20-15
1981	14	4	Austin, Texas	L	7-14
1991	4	3	Dallas (Cotton)	W	46-3

**Miami:** Miami leads, 1-0

**Austin:** Texas leads, 2-0

**Neutral Site:** Miami leads, 1-0

### TEXAS A&M

#### MIAMI LEADS, 2-1

YEAR	UM	OPP	SITE	W/L	SCORE
1944	—	—	Miami	L	14-70
2007	—	16	Miami	W	34-17
2008	—	—	College Station, Texas	W	41-23

**Miami:** Tied, 1-1

**College Station:** Miami leads, 1-0

### TCU

#### MIAMI LEADS, 6-3

YEAR	UM	OPP	SITE	W/L	SCORE
1946	—	—	Miami	W	20-12
1947	—	—	Miami	L	6-19
1955	—	18	Miami	L	19-21
1956	19	10	Fort Worth, Texas	W	14-0
1962	—	—	Miami	W	21-20
1969	—	—	Miami	W	14-9
1976	—	—	Miami	W	49-0
1977	—	—	Fort Worth, Texas	L	17-21
1992	1	—	Miami	W	45-10

**Miami:** Miami leads, 5-2

**Fort Worth:** Tied, 1-1

## SERIES RESULTS

### TEXAS TECH

#### MIAMI LEADS, 4-1

YEAR	UM	OPP	SITE	W/L	SCORE
1939	—	—	Miami	W	19-0
1940	—	—	Lubbock, Texas	L	14-61
YEAR	UM	OPP	SITE	W/L	SCORE
1941	—	—	Miami	W	6-0
1986	2	—	Miami	W	61-11
1990	8	—	Lubbock, Texas	W	45-10

**Miami:** Miami leads, 3-0

**Lubbock:** Tied, 1-1

### TOLEDO

#### MIAMI LEADS, 1-0

YEAR	UM	OPP	SITE	W/L	SCORE
1987	3	—	Miami	W	24-14

**Miami:** Miami leads, 1-0

### TROY

#### MIAMI LEADS, 1-0

YEAR	UM	OPP	SITE	W/L	SCORE
2001	1	—	Miami	W	38-7

**Miami:** Miami leads, 1-0

### TULANE

#### MIAMI LEADS, 6-5-1

YEAR	UM	OPP	SITE	W/L	SCORE
1951	—	—	New Orleans	L	7-21
1959	—	—	Miami	W	26-7
1960	—	—	New Orleans	W	6-0
1963	—	—	New Orleans	W	10-0
1964	—	—	Miami	W	21-0
1965	—	—	New Orleans	L	16-24
1966	—	—	New Orleans	T	10-10
1967	—	—	Miami	W	34-14
1970	—	—	New Orleans	L	16-31
1972	—	—	Miami	W	24-21
1977	—	—	Miami (HC)	L	10-13
1978	—	—	New Orleans	L	16-20

**Miami:** Miami leads, 4-1

**New Orleans:** Tulane leads, 4-2-1

### TULSA

#### MIAMI LEADS, 3-1

YEAR	UM	OPP	SITE	W/L	SCORE
1944	—	—	Miami	L	2-48

YEAR	UM	OPP	SITE	W/L	SCORE
1986	1	—	Miami	W	23-10
1988	3	—	Miami	W	34-3
1991	2	—	Tulsa, Okla.	W	34-10

**Miami:** Miami leads, 2-1

**Tulsa:** Miami leads, 1-0

### UCF

#### UM LEADS 2-0

#### MIAMI LEADS, 2-0

YEAR	UM	OPP	SITE	W/L	SCORE
2008	—	—	Miami	W	20-14
2009	9	—	Orlando	W	27-7

**Miami:** Miami leads, 2-0

### UCLA

#### UCLA LEADS, 2-1

YEAR	UM	OPP	SITE	W/L	SCORE
1985	13	14	Tempe, Ariz.	L	37-39
1995	12	—	Los Angeles	L	8-31
1998	—	3	Miami	W	49-45

**Miami:** Miami leads, 1-0

**Los Angeles:** UCLA leads, 1-0

**Neutral Site:** UCLA leads, 1-0

### UNLV

#### MIAMI LEADS, 1-0

YEAR	UM	OPP	SITE	W/L	SCORE
1972	—	—	Miami (HC)	W	51-7

**Miami:** Miami leads, 1-0

### USC

#### TIED, 1-1

YEAR	UM	OPP	SITE	W/L	SCORE
1966	—	5	Miami	W	10-7
1968	13	2	Los Angeles, Calif.	L	3-28

**Miami:** Miami leads, 1-0

**Los Angeles:** USC leads, 1-0

### USF

#### MIAMI LEADS, 4-1

YEAR	UM	OPP	SITE	W/L	SCORE
2005	9	—	Miami	W	27-7
2009	19	—	Tampa, Fla.	W	31-10
2010	—	—	Miami (OT)	L	20-23
2011	—	—	Tampa	W	6-3



## SERIES RESULTS

2012 - - Miami Gardens W 40-9

**Miami:** Miami leads, 2-1

**Tampa:** Miami leads, 2-0

2012 - - Charlottesville, Va. L 40-41

2013 - - Miami Gardens W 45-26

2014 - - Charlottesville, Va. L 13-30

2015 - - Miami Gardens W 27-21

**Miami:** Miami leads, 4-2

**Charlottesville:** Virginia leads, 4-2

**Neutral Site:** Miami leads, 1-0

## UTAH STATE

### MIAMI LEADS, 1-0

YEAR	UM	OPP	SITE	W/L	SCORE
1978	-	-	Miami	W	17-16

**Miami:** Miami leads, 1-0

## VANDERBILT

### TIED, 4-4

YEAR	UM	OPP	SITE	W/L	SCORE
1947	-	-	Miami	L	7-33
1948	-	12	Miami	L	6-33
1952	-	-	Miami (HC)	L	0-9
1958	-	-	Miami	L	15-28
1964	-	-	Miami (HC)	W	35-17
1965	-	-	Nashville	W	28-14
1980	-	-	Nashville	W	24-17
1981	17	-	Miami	W	48-16

**Miami:** Vanderbilt leads, 4-2

**Nashville:** Miami leads, 2-0

## VILLANOVA

### MIAMI LEADS, 3-1-1

YEAR	UM	OPP	SITE	W/L	SCORE
1946	-	-	Villanova, Pa.	W	26-21
1947	-	-	Villanova, Pa.	T	7-7
1948	-	-	Miami	L	10-19
1950	-	-	Miami	W	18-12
1957	-	-	Miami	W	13-7

**Miami:** Miami leads, 2-1

**Villanova:** Miami leads, 1-0-1

## VIRGINIA

### MIAMI LEADS, 7-6

YEAR	UM	OPP	SITE	W/L	SCORE
1996	19	-	Orlando, Fla.	W	31-21
2004	18	12	Charlottesville, Va.	W	31-21
2005	10	-	Miami	W	25-17
2006	-	-	Charlottesville, Va.	L	7-17
2007	-	19	Miami	L	0-48
2008	-	-	Charlottesville, Va.	W	24-17
2009	16	-	Miami Gardens	W	52-17
2010	22	-	Charlottesville, Va.	L	19-24
2011	-	-	Miami Gardens	L	21-28

## VMI

### MIAMI LEADS, 2-0

YEAR	UM	OPP	SITE	W/L	SCORE
1941	-	-	Miami	W	10-7
1952	-	-	Miami	W	45-0

**Miami:** Miami leads, 2-0

## VIRGINIA TECH

### MIAMI LEADS, 20-13

YEAR	UM	OPP	SITE	W/L	SCORE
1953	-	-	Miami	W	26-0
1966	9	-	Memphis, Tenn.	W	14-7
1967	-	-	Blacksburg, Va.	W	14-7
1968	12	-	Miami	W	13-8
1974	-	-	Miami	W	14-7
1980	20	-	Atlanta	W	20-10
1981	12	-	Miami	W	21-14
1982	15	-	Blacksburg, Va.	W	14-8
1987	3	-	Miami (HC)	W	27-13
1992	1	-	Blacksburg, Va.	W	43-23
1993	3	-	Miami	W	21-2
1994	6	13	Miami	W	24-3
1995	17	-	Blacksburg, Va.	L	7-13
1996	18	21	Miami (HC)	L	7-21
1997	-	20	Blacksburg, Va.	L	25-27
1998	-	-	Miami (OT)	L	20-27
1999	19	2	Blacksburg, Va.	L	10-43
2000	3	2	Miami (HC)	W	41-21
2001	1	14	Blacksburg, Va.	W	26-24
2002	1	17	Miami	W	56-45
2003	2	10	Blacksburg, Va.	L	7-31
2004	9	11	Miami	L	10-16
2005	5	3	Blacksburg, Va.	W	27-7
2006	-	24	Miami (HC)	L	10-24
2007	-	10	Miami	L	14-44
2008	-	-	Miami Gardens	W	16-14
2009	9	11	Blacksburg, Va.	L	7-31
2010	24	14	Miami Gardens	L	17-51
2011	-	21	Blacksburg, Va.	L	35-38
2012	-	-	Miami Gardens	W	30-12
2013	11	-	Miami Gardens	L	24-42
2014	-	-	Blacksburg, Va.	W	30-6
2015	-	-	Miami Gardens	W	30-20

**Miami:** Miami leads, 12-6

**Blacksburg:** Virginia Tech leads, 7-6

**Neutral Site:** Miami leads, 2-0





## SERIES RESULTS

### WAKE FOREST

#### MIAMI LEADS, 8-3

YEAR	UM	OPP	SITE	W/L	SCORE
1928	—	—	Miami	L	6-13
1935	—	—	Miami	W	3-0
1939	—	—	Miami	L	0-33
1944	—	18	Miami	L	0-27
1969	—	—	Miami	W	49-7
1971	—	—	Winston-Salem, N.C.	W	29-10
2004	12	—	Miami	W	52-7
2005	3	—	Winston-Salem, N.C.	W	47-17
2008	—	—	Miami Gardens	W	16-10
2009	18	—	Winston-Salem, N.C.	W	28-27
2013	7	—	Miami Gardens	W	24-21

**Miami:** Miami leads, 5-3

**Winston-Salem:** Miami leads, 3-0

### WASHINGTON

#### UW LEADS, 2-1

YEAR	UM	OPP	SITE	W/L	SCORE
1994	6	17	Miami	L	20-38
2000	4	15	Seattle	L	29-34
2001	1	12	Miami	W	65-7

**Miami:** Tied, 1-1

**Seattle:** UW leads, 1-0

### WASHINGTON STATE

#### WSU LEADS, 1-0

YEAR	UM	OPP	SITE	W/L	SCORE
2015	—	—	El Paso, Texas	L	14-20

**Neutral Site:** WSU leads, 1-0

### WESTERN KENTUCKY

#### WKU LEADS, 2-0

YEAR	UM	OPP	SITE	W/L	SCORE
1930	—	—	Miami	L	0-19
1931	—	—	Bowling Green, Ky.	L	0-20

**Miami:** WKU leads, 1-0

**Bowling Green:** WKU leads, 1-0

### WEST VIRGINIA

#### MIAMI LEADS, 16-3

YEAR	UM	OPP	SITE	W/L	SCORE
1942	—	—	Miami	W	21-13
1956	6	—	Miami	W	18-0

YEAR	UM	OPP	SITE	W/L	SCORE
1973	—	—	Miami (HC)	L	14-20
1974	—	—	Morgantown, W.Va.	W	21-20
1983	7	12	Miami (HC)	W	20-3
1986	1	—	Morgantown, W.Va.	W	58-14
1991	3	—	Miami	W	27-3
1992	1	—	Miami	W	35-23
1993	4	9	Morgantown, W.Va.	L	14-17
1994	7	—	Morgantown, W.Va.	W	38-6
1995	25	—	Miami	W	17-12
1996	25	12	Morgantown, W.Va.	W	10-7
1997	—	—	Miami	L	17-28
1998	—	13	Morgantown, W.Va.	W	34-31
1999	23	—	Miami	W	28-20
2000	12	—	Morgantown, W.Va.	W	47-10
2001	1	—	Miami	W	45-3
2002	1	—	Morgantown, W.Va.	W	40-23
2003	2	—	Miami	W	22-20

**Miami:** Miami leads, 9-2

**Morgantown:** Miami leads, 7-1

### WILLIAM & MARY

#### MIAMI LEADS, 3-0

YEAR	UM	OPP	SITE	W/L	SCORE
1932	—	—	Miami	W	6-2
1946	—	—	Miami	W	13-3
1970	—	—	Miami	W	36-14

**Miami:** Miami leads, 3-0

### WISCONSIN

#### TIED, 2-2

YEAR	UM	OPP	SITE	W/L	SCORE
1958	15	14	Miami	L	0-20
1988	1	—	Miami	W	23-3
1989	3	—	Madison, Wis.	W	51-3
2009	15	25	Orlando	L	14-20

**Miami:** Wisconsin leads, 2-1

**Madison:** Miami leads, 1-0

### WOFFORD

#### MIAMI LEADS, 1-0

YEAR	UM	OPP	SITE	W/L	SCORE
1934	—	—	Miami	W	42-14

**Miami:** Miami leads, 1-0

# 1983 NATIONAL CHAMPIONS

## THE MIRACLE IN MIAMI

Less than a decade removed from a period of uncertainty in which there was open talk of dropping the football program, the University of Miami Hurricanes stunned the college football world by defeating the top-ranked Nebraska Cornhuskers, 31-30, in the 1984 Orange Bowl Classic on January 1, 1984.

The victory was monumental — for UM football and for college football in general. Monumental not only because the Cornhuskers were widely considered to be among the most powerful teams in college football history, but it also heralded the dawn of a new dynasty in the sport from a program that had been all but dead just a few short years earlier. That victory — combined with losses by second-ranked Texas in the Cotton Bowl and Illinois in the Rose Bowl — vaulted the Hurricanes into the top spot in the final national rankings.

This was the first national title team without a single player making an All-America first team voted by AP, UPI, the Football Writers Association or the College Football Coaches Association.

One of the keys was a melting pot offensive line — a Canadian (center Ian Sinclair), a Cuban-American (guard Juan Comendiro), an African-American (guard Alvin Ward), an Italian-American (tackle Paul Bertuccelli) and an Irish-American (tackle Dave Heffernan).

Miami was only the second national title team to gain more passing yards than rushing yards.

“It’s a tribute to a lot of gutsy players and a real team effort,” head coach Howard Schnellenberger said. “We’ve got a lot of overachievers on our team — or else there has been a poor job of selection done by the All-American selectors.”

## 1983 RESULTS

11-1

### ORANGE BOWL CHAMPIONS

DATE	UM	OPP	OPPONENT	W/L	SCORE	ATT
Sept. 3	—	—	at Florida	L	3-28	73,907
Sept. 10	—	—	at Houston	W	29-7	20,000
Sept. 17	—	—	Purdue	W	35-0	37,150
Sept. 24	—	13	Notre Dame	W	20-0	52,480
Oct. 1	15	—	at Duke	W	56-17	28,750
Oct. 8	12	—	Louisville	W	42-14	30,073
Oct. 15	10	—	at Mississippi State	W	31-7	29,456
Oct. 22	8	—	at Cincinnati	W	17-7	14,163
Oct. 29	7	12	West Virginia (HC)	W	20-3	63,881
Nov. 5	5	—	East Carolina	W	12-7	39,225
Nov. 12	6	—	at Florida State	W	17-16	57,333
<b>Orange Bowl (Miami, Fla.)</b>						
Jan. 1	5	1	Nebraska	W	31-30	72,596
<b>Total points/Attendance</b>					<b>313-136</b>	<b>519,014</b>

## STARTING LINEUP

### OFFENSE

WR	Eddie Brown
OT	Paul Bertuccelli
OG	Juan Comendiro
C	Ian Sinclair
OG	Alvin Ward
OT	Dave Heffernan
TE	Glenn Dennison
QB	Bernie Kosar
FB	Albert Bentley
HB	Keith Griffin
WR	Stanley Shakespeare

### DEFENSE

DE	Danny Brown
RT	Kevin Fagan
MG	Tony Fitzpatrick
LT	Fred Robinson
DE	Julio Cortes
LB	Jay Brophy
LB	Ken Sisk
SC	Rodney Bellinger
QC	Reggie Sutton
R	Kenny Calhoun
FS	Eddie Williams

### SPECIALISTS

PK	Jeff Davis
P	Rick Tuten
LS	Bruce Fleming
H	Rick Tuten
PR	Eddie Brown
KR	Reggie Sutton

## COACHING STAFF

### HEAD COACH

Howard Schnellenberger

### ASSISTANT COACHES

Hubbard Alexander, tight ends  
 Harold Allen, defensive line  
 Mike Archer, defensive backs  
 Joe Brodsky, running backs  
 Tom Olivadotti,  
 defensive coordinator/linebackers  
 Mike Rodriguez, offensive line  
 Gary Stevens,  
 offensive coordinator/receivers  
 Marc Trestman, quarterbacks  
 Bill Trout, defensive ends  
 Christ Vagotis, offensive line  
 Art Kehoe, graduate assistant

## 1983 STATISTICAL LEADERS

### RUSHING

	ATT	YARDS	AVG	TD	LP
Bentley	144	722	5.0	5	60
Griffin	101	447	4.4	0	20

### PASSING

	ATT	COMP	PCT	YARDS	TD	INT	LP
Kosar	327	201	61.5	2329	15	13	73

### RECEIVING

	NO	YARDS	AVG	TD	LP
Dennison	54	594	11.0	3	25

### INTERCEPTIONS

	NO	YARDS	AVG	TD	LP
Calhoun	3	92	30.7	1	92

### PUNTING

	NO	YARDS	AVG	I20	LG
Tuten	50	2008	41.2	14	52

### PUNT RETURNS

	NO	YARDS	AVG	TD	LP
Brown	31	143	4.6	0	26

### KICKOFF RETURNS

	NO	YARDS	AVG	TD	LP
Sutton	14	331	23.6	0	40

### FIELD GOALS

	<20	20-20	30-39	40-49	50+	TOTAL
Davis	1-1	3-3	6-6	1-7	0-3	11-20



# 1987 NATIONAL CHAMPIONS

## DOMINANCE FROM START TO FINISH

The Hurricanes were supposed to be rebuilding. Reloading was more accurate. This Miami team was supposed to be the lull before the storm of 1988 and 1989. After all, the Hurricanes had lost five starters on offense from a team that had come within a whisper of a national title in 1985 and a 1986 squad that was considered among the best ever, only to lose its title shot in the Fiesta Bowl.

But this team was more offensively balanced than the previous season's juggernaut and, with nine starters returning to an underrated defense, the Hurricanes were a more well-rounded team altogether. Ranked 10th in the preseason Associated Press rankings, this team quickly showed it would be better than advertised.

Miami ripped rival Florida in the season opener, then embarrassed Arkansas on the Razorbacks' home field. The season's third game was a classic. Being dominated by fourth-ranked Florida State, 19-3, late in the third quarter, Miami launched one of its greatest comebacks. The Hurricanes scored three lightning-quick touchdowns: a 49-yard bomb from Steve Walsh to Melvin Bratton, a 26-yarder from Walsh to Michael Irvin (plus a two-point conversion to tie it at 19), then a 73-yard strike from Walsh to Irvin for the lead with 2:22 remaining. Miami would have to stop an FSU two-pointer to hold for a 26-25 victory.

There seemed to be no stopping these Hurricanes after that. Miami rolled through the remainder of the regular season, ripping 10th-ranked Notre Dame (24-0) and surviving a scare from eighth-ranked South Carolina (20-16) to set up a matchup with top-ranked Oklahoma in the Orange Bowl Classic on New Year's Day.

The Hurricanes bottled up OU's wishbone attack, holding the Sooners to just 179 yards on the ground (OU came in averaging 428.8). Elation for Miami was frustration for OU — the Sooners only three losses over the last three seasons had come to the Hurricanes.

*"We played our way to this championship. We have the best record versus anybody in the country... We beat Oklahoma three in a row, Florida State and Notre Dame three in a row, Florida a couple... What is sweetest is that we did it as a team. We lost starters and had other guys come in and played magnificently."*  
- Jimmy Johnson, head coach

## 1987 RESULTS

12-0

### ORANGE BOWL CHAMPIONS

DATE	UM	OPP	OPPONENT	W/L	SCORE	ATT
Sept. 5	10	20	Florida	W	31-4	77,224
Sept. 26	5	10	at Arkansas	W	51-7	55,310
Oct. 3	3	4	at Florida State	W	26-25	62,561
Oct. 10	3	—	Maryland	W	46-16	43,020
Oct. 24	3	—	at Cincinnati	W	49-10	20,011
Oct. 31	3	—	at East Carolina	W	41-3	31,791
Nov. 7	3	—	Miami, Ohio	W	54-3	40,128
Nov. 14	3	—	Virginia Tech (HC)	W	27-13	40,105
Nov. 21	3	—	Toledo	W	24-14	37,010
Nov. 28	2	10	Notre Dame	W	24-0	76,640
Dec. 5	2	8	South Carolina	W	20-16	63,317
<b>Orange Bowl (Miami, Fla.)</b>						
Jan. 1	2	1	Oklahoma	W	20-14	74,760
<b>Total points/Attendance</b>					<b>412-125</b>	<b>622,877</b>

## 1987 STATISTICAL LEADERS

### RUSHING

	ATT	YARDS	AVG	TD	LP
Williams	135	673	5.0	5	49

### PASSING

	ATT	COMP	PCT	YARDS	TD	INT	LP
Walsh	298	176	59.1	2249	19	7	73

### RECEIVING

	NO	YARDS	AVG	TD	LP
Irvin	44	715	16.3	6	73

### INTERCEPTIONS

	NO	YARDS	AVG	TD	LP
Bennie Blades	5	61	12.2	0	26

### PUNTING

	NO	YARDS	AVG	I20	LG
Feagles	34	1319	38.8		66

### PUNT RETURNS

	NO	YARDS	AVG	TD	LP
Perriman	15	97	6.5	0	13

### KICKOFF RETURNS

	NO	YARDS	AVG	TD	LP
Hill	19	497	26.2	0	60

### FIELD GOALS

	<20	20-29	30-39	40-49	50+	TOTAL
Cox	0-0	6-6	3-5	7-10	1-1	17-22

## STARTING LINEUP

### OFFENSE

SE	Brian Blades
LT	Matt Patchan
LG	Mike Sullivan
C	Bobby Garcia
RG	Scott Provin
RT	John O'Neill
TE	Charles Henry
FL	Michael Irvin
QB	Steve Walsh
FB	Melvin Bratton
HB	Warren Williams

### DEFENSE

RE	Bill Hawkins
RT	Greg Mark
LT	Derwin Jones
LE	Daniel Stubbs
WLB	Rod Carter
MLB	George Mira Jr.
SLB	Randy Shannon
RCB	Tolbert Bain
FS	Bennie Blades
SS	Selwyn Brown
LCB	Bubba McDowell

### SPECIALISTS

PK	Greg Cox
P	Jeff Feagles
DS	Willis Peguese
H	Jeff Feagles
PR	Cleveland Gary
KR	Randal Hill, Alex Johnson

## COACHING STAFF

### HEAD COACH

Jimmy Johnson

### ASSISTANT COACHES

Hubbard Alexander, receivers  
 Joe Brodsky, running backs  
 Dave Campo, defensive backs  
 Butch Davis, defensive line  
 Art Kehoe, offensive line  
 Don Soldinger, tight ends  
 Gary Stevens, asst. head coach/offensive coordinator/quarterbacks  
 Dave Wannstedt, defensive coordinator/linebackers  
 Tony Wise, offensive line  
 Steve Hoffman, graduate assistant  
 Bill Johnson, graduate assistant  
 Ron Meeks, graduate assistant  
 Tommy Tuberville, graduate assistant  
 Dan Werner, graduate assistant

# 1989 NATIONAL CHAMPIONS

## TWO ERICKSONS AND A TENACIOUS 'D'

By the time head coach Dennis Erickson arrived in Coral Gables to take over the UM football program prior to the 1989 season, Miami football had established itself as the "Team of the '80s". With a new coaching staff in place, Miami switched to a one-back offense, but the Hurricanes remained in their trademark 4-3 defense and had the talent on both sides of the ball to maintain their level of excellence. Twelve starters returned, but the loss of quarterback Steve Walsh, running back Cleveland Gary, linebacker Randy Shannon and cornerback Bubba McDowell would be felt. Nonetheless, the Hurricanes reloaded and ran off six victories to start the season.

Quarterback Craig Erickson was lost for three games in the middle of the season — including a 24-10 loss at Florida State — before returning and leading the Hurricanes on an impressive stretch run.

Miami's defense didn't allow a touchdown for one 10-quarter stretch during the regular season, held six opponents without a touchdown and allowed just 9.3 points per game. Miami rebounded from the FSU loss to whip their remaining opponents by an average margin of 18 points, including a 27-10 trouncing of defending national champion and top-ranked Notre Dame (27-10), ending the Irish's 23-game win streak (the seventh season in a row in which UM had defeated a No. 1-ranked team). That victory

clinched a Sugar Bowl berth against seventh-ranked Alabama. Miami dispatched Alabama by a deceptively close 33-25 score in New Orleans and moved into the top spot of the rankings when Notre Dame knocked off top-ranked Colorado in the Orange Bowl, giving the Hurricanes their third national title in seven seasons.

## 1989 RESULTS

11-1

### SUGAR BOWL CHAMPIONS

DATE	UM	OPP	OPPONENT	W/L	SCORE	ATT
Sept. 9	3	—	at Wisconsin	W	51-3	38,646
Sept. 16	3	—	California	W	31-3	56,931
Sept. 23	2	—	at Missouri	W	38-7	43,293
Sept. 30	2	—	at Michigan State	W	26-20	76,217
Oct. 7	2	—	Cincinnati	W	56-0	48,597
Oct. 14	2	—	San Jose State	W	48-16	45,122
Oct. 28	2	9	at Florida State	L	10-24	62,602
Nov. 4	7	—	East Carolina	W	40-10	35,159
Nov. 11	7	14	at Pittsburgh	W	24-3	52,528
Nov. 18	7	—	San Diego State (HC)	W	42-6	42,362
Nov. 25	7	1	Notre Dame	W	27-10	81,634

### Sugar Bowl (New Orleans, La.)

Jan. 1	2	7	Alabama	W	33-25	77,425
<b>Total points/Attendance</b>					<b>432-127</b>	<b>660,516</b>

## STARTING LINEUP

### OFFENSE

SE	Randal Hill
OT	Mike Sullivan
OG	Rod Holder
C	Bobby Garcia
OG	Darren Handy
OT	Leon Searcy
TE	Rob Chudzinski
FL	Dale Dawkins
WB	Wesley Carroll
QB	Craig Erickson
FB	Leonard Conley

### DEFENSE

RE	Greg Mark
RT	Cortez Kennedy
LT	Russell Maryland
LE	Willis Peguese
WLB	Maurice Crum
MLB	Bernard Clark
SLB	Richard Newbill
RCB	Ryan McNeil
FS	Charles Pharms
SS	Hurlie Brown
LCB	Kenny Berry

### SPECIALISTS

PK	Carlos Huerta
P	Tim Kalal
DS	Mike Azer
H	Tim Kalal
PR	Wesley Carroll
KR	Alex Johnson, Randal Hill

## COACHING STAFF

### HEAD COACH

Dennis Erickson

### ASSISTANT COACHES

Gregg Smith, assistant head coach/OL  
 Bob Bratkowski, offensive coordinator/WRS  
 Sonny Lubick, defensive coordinator/DBS  
 Dave Arnold, tight ends/special teams  
 Bob Karmelowicz, defensive line  
 Art Kehoe, offensive line  
 Ed Orgeron, defensive line  
 Tommy Tuberville, linebackers  
 Alex Wood, running backs  
 Carmen Grosso, graduate assistant  
 Ronnie Lee, graduate assistant  
 Scott Runyan, graduate assistant  
 Pete Savage, graduate assistant  
 Dan Werner, volunteer assistant

## 1989 STATISTICAL LEADERS

### RUSHING

	ATT	YARDS	AVG	TD	LP
L. Conley	134	529	3.9	4	30

### PASSING

	ATT	COMP	PCT	YARDS	TD	INT	LP
C. Erickson	273	147	53.8	2007	16	13	55

### RECEIVING

	NO	YARDS	AVG	TD	LP
D. Dawkins	54	833	15.4	7	55

### INTERCEPTIONS

	NO	YARDS	AVG	TD	LP
R. Smith	6	28	4.7	0	22

### PUNTING

	NO	YARDS	AVG	I20	LG
Kalal	48	1809	37.7	16	56

### PUNT RETURNS

	NO	YARDS	AVG	TD	LP
Carroll	32	381	11.9	0	36

### KICKOFF RETURNS

	NO	YARDS	AVG	TD	LP
Hill	12	237	19.8	0	32

### FIELD GOALS

	<20	20-29	30-39	40-49	50+	TOTAL
Huerta	0-0	6-6	5-7	6-6	1-3	18-22

# 1991 NATIONAL CHAMPIONS

## GINO, THE RUTHLESS POSSE AND WIDE RIGHT I

A combustible offense, a rock-solid defense and the nation's best special teams — by 1991 all these traits had become synonymous with Miami football and this team represented the zenith of its era. Quarterback Gino Torretta, a group of skill players nicknamed "The Ruthless Posse," and a linebacker corps that ranks among the greatest ever assembled, led these Hurricanes.

Miami started the season by ripping Arkansas on the road and dominating a Houston offense that had terrorized opponents for four seasons up to that game. Their first stiff challenge came against Penn State on October 12 and the Hurricanes, behind staunch defense and big plays by Horace Copeland (80-yard scoring catch) and Kevin Williams (91-yard punt return for a TD) held off the Nittany Lions.

Two challenges in November punctuated the season. First was the annual grudge match in Tallahassee against Florida State. In what became known as "Wide Right I" the Hurricanes erased a 16-7 deficit in the final period on a 45-yard field goal by Carlos Huerta and a one-yard run by Larry Jones with 3:01 left to take a 17-16 lead. FSU marched down for a potential game-winning field goal in the closing seconds, but Gerry Thomas' 34-yard attempt was wide right.

Miami escaped another close call a week later, slipping by Boston College on the road. The Hurricanes defense held off a late BC drive in the final seconds to preserve the 19-14 victory. A blowout of San Diego State clinched an Orange Bowl berth.

With their fourth national title in their sights, the Hurricanes stymied the Huskers' offense as few had, limiting the Nebraska ground game to just 82 rushing yards and throwing a shutout of the Big Eight Conference champions.

The victory gave Miami the national title in the Associated Press rankings. The Hurricanes shared overall national honors with Rose Bowl champ Washington, which nudged ahead in the coaches' poll.

*"To win one national championship is amazing. For guys to win their second in three years, that hasn't been accomplished by many. That's what makes this championship special. And it came in a situation where we had not been picked to be that good. Some people said we'd be No. 3 in the state of Florida."*

— Dennis Erickson, Miami head coach

## 1991 RESULTS

12-0

### ORANGE BOWL CHAMPIONS

DATE	UM	OPP	OPPONENT	W/L	SCORE	ATT
Aug. 31	3	—	at Arkansas	W	31-3	46,308
Sept. 12	2	10	Houston	W	40-10	71,842
Sept. 28	2	—	at Tulsa	W	34-10	35,689
Oct. 5	2	—	Oklahoma State	W	40-3	42,751
Oct. 12	2	9	Penn State	W	26-20	75,723
Oct. 19	2	—	Long Beach State	W	55-0	40,498
Oct. 26	2	—	at Arizona	W	36-9	53,349
Nov. 9	3	—	West Virginia* (HC)	W	27-3	60,250
Nov. 16	2	1	at Florida State	W	17-16	63,442
Nov. 23	1	—	at Boston College*	W	19-14	32,071
Nov. 30	1	—	San Diego State	W	39-12	56,721

### Orange Bowl (Miami, Fla.)

Jan. 1	1	11	Nebraska	W	22-0	77,747
--------	---	----	----------	---	------	--------

Total points/Attendance **386-100 656,391**

## STARTING LINEUP

### OFFENSE

SE	Horace Copeland
TE	Coleman Bell/Joe Moore
WT	Leon Searcy
WG	Rudy Barber
C	Kevin Harris
SG	Claude Jones
ST	Mario Cristobal
FL	Lamar Thomas
QB	Gino Torretta
FB	Stephen McGuire
TB	Darryl Spencer

### DEFENSE

RE	Rusty Medearis
RT	Eric Miller
LT	Anthony Hamlet
LE	Kevin Patrick
WLB	Jessie Armstead
MLB	Micheal Barrow
SLB	Darrin Smith
RCB	Herbert James
FS	Darryl Williams
SS	Hurlie Brown
LCB	Ryan McNeil

### SPECIALISTS

PK	Carlos Huerta
P	Paul Snyder
DS	Tom Patterson
H	Joe Moore
PR	Kevin Williams
KR	Kevin Williams, Darryl Spencer

## COACHING STAFF

### HEAD COACH

Dennis Erickson

### ASSISTANT COACHES

Gregg Smith, assistant head coach/OL  
 Bob Bratkowski, offensive coordinator/WRS  
 Sonny Lubick, defensive coordinator/DBS  
 Dave Arnold, tight ends/special teams  
 Bob Karmelowicz, defensive line  
 Art Kehoe, offensive line  
 Ed Orgeron, defensive line  
 Tommy Tuberville, linebackers  
 Alex Wood, running backs  
 Carmen Grosso, volunteer assistant  
 Scott Auken, graduate assistant  
 Eddie Gran, graduate assistant  
 Jim Michalczik, graduate assistant  
 Randy Shannon, graduate assistant

## 1991 STATISTICAL LEADERS

### RUSHING

	ATT	YARDS	AVG	TD	LP
S. McGuire	123	608	4.9	9	34

### PASSING

	ATT	COMP	PCT	YARDS	TD	INT	LP
G. Torretta	371	205	55.3	3095	20	8	99

### RECEIVING

	NO	YARDS	AVG	TD	LP
L. Thomas	39	623	16.0	6	71

### INTERCEPTIONS

	NO	YARDS	AVG	TD	LP
R. McNeil	5	73	14.6	0	50

### PUNTING

	NO	YARDS	AVG	I20	LG
P. Snyder	36	1381	38.4	7	50

### PUNT RETURNS

	NO	YARDS	AVG	TD	LP
K. Williams	36	560	15.6	3	91

### KICKOFF RETURNS

	NO	YARDS	AVG	TD	LP
K. Williams	10	185	18.5	0	42

### FIELD GOALS

	<20	20-20	30-39	40-49	50+	TOTAL
Huerta	0-0	10-10	3-3	4-6	0-2	17-21



# 2001 NATIONAL CHAMPIONS

## CHARACTER, CLASS, POISE = CHAMPIONSHIP

The Hurricanes' fifth national championship may have been the program's most rewarding. A veteran senior class that had endured the shame of a losing season in 1997 and had rebuilt the program — inside and out — led this team. Miami returned to the top in 2001 by showing character, class and poise.

How good was this team? Many argue it may have been the greatest college football team ever assembled. This team beat opponents by the largest average margin in UM history (33.2 points per game), produced the biggest two-game whippings of any pair of ranked teams in history by defeating Syracuse and Washington by a combined 124-7, set a new UM record for scoring and featured a defense that scored eight touchdowns and led the nation in pass defense, scoring defense and turnover margin.

Throw in a kicking game that featured one of the nation's finest punters and a placekicker that led the nation in field goals and it's hard to argue against the 2001 edition. An astounding seven Hurricanes were named to at least one All-America team's first unit. Six players were finalists for national awards, led by Outland Trophy winner Bryant McKinnie at offensive tackle and Maxwell Award winning quarterback Ken Dorsey.

The 2001 Hurricanes started with a stunning rout of Penn State on the road before the largest crowd (109,313) ever to see a Miami game. They ended Florida State's 54-game unbeaten streak in Tallahassee with a resounding 49-27 whipping.

The stars were numerous. On offense: quarterback Ken Dorsey, tailback Clinton Portis (1,200 yards rushing), tight end Jeremy Shockey, an offensive line that allowed an incredibly low two sacks

by the starting unit, a receivers corps led by Andre Johnson, a defensive line in which nine players could play without losing a step led by William Joseph, a linebacker corps that developed into a force and a secondary that was the nation's best, led by safety Edward Reed and cornerbacks Mike Rumph and Phillip Buchanon.

The power of this team was evident for all to see in its Rose Bowl rout of Nebraska for the national title. Miami roared to a 34-0 halftime lead, erasing any doubts about what team was college football's best in 2001.

## 2001 RESULTS

12-0

### ROSE BOWL CHAMPIONS

DATE	UM	OPP	OPPONENT	W/L	SCORE	ATT
Sept. 1	2	—	at Penn State	W	33-7	109,313
Sept. 8	1	—	Rutgers*	W	61-0	39,804
Sept. 27	1	—	at Pittsburgh*	W	43-21	57,224
Oct. 6	1	—	Troy	W	38-7	36,617
Oct. 13	2	14	at Florida State	W	49-27	82,836
Oct. 25	1	—	West Virginia*	W	45-3	44,411
Nov. 3	1	—	Temple* (HC)	W	38-0	31,128
Nov. 10	1	—	at Boston College*	W	18-7	44,500
Nov. 17	1	14	Syracuse*	W	59-0	52,896
Nov. 24	1	12	Washington	W	65-7	78,114
Dec. 1	1	14	at Virginia Tech*	W	26-24	53,662
<b>Rose Bowl (Pasadena, Calif.)</b>						
Jan. 3	1	4	vs. Nebraska	W	37-14	93,781
<b>Total points/Attendance</b>					<b>512-171</b>	<b>630,505</b>

## STARTING LINEUP

### OFFENSE

SE	Andre Johnson
TE	Jeremy Shockey
LT	Bryant McKinnie
LG	Sherko Haji-Rasouli/Ed Wilkins
C	Brett Romberg
RG	Martin Bibla
RT	Joaquin Gonzalez
FL	Kevin Beard
QB	Ken Dorsey
FB	Najeh Davenport
TB	Clinton Portis

### DEFENSE

RE	Jerome McDougle
RT	Matt Walters
LT	William Joseph
LE	Andrew Williams/Jamaal Green
WLB	D.J. Williams
MLB	Jonathan Vilma
SLB	Chris Campbell
RCB	Mike Rumph
FS	James Lewis
SS	Edward Reed
LCB	Phillip Buchanon

### SPECIALISTS

PK	Todd Sievers
P	Freddie Capshaw
DS	Chris Harvey/Joe Fantigrassi
H	Freddie Capshaw
PR	Phillip Buchanon
KR	Andre Johnson, Frank Gore

## COACHING STAFF

### HEAD COACH

Larry Coker

### ASSISTANT COACHES

Rob Chudzinski, offensive coordinator/TEs  
 Randy Shannon, defensive coordinator  
 Vernon Hargreaves, linebackers  
 Curtis Johnson, receivers  
 Art Kehoe, offensive line  
 Greg Mark, defensive line  
 Don Soldinger, special teams coordinator/  
 running backs  
 Mark Stoops, defensive backs  
 Dan Werner, quarterbacks  
 Frank Giufre, graduate assistant  
 Rod Holder, graduate assistant

## 2001 STATISTICAL LEADERS

### RUSHING

	ATT	YARDS	AVG	TD	LP
C. Portis	220	1200	5.5	10	45

### PASSING

	ATT	COMP	PCT	YARDS	TD	INT	LP
K. Dorsey	319	184	57.9	2652	23	9	64

### RECEIVING

	NO	YARDS	AVG	TD	LP
J. Shockey	40	519	13.0	7	56

### INTERCEPTIONS

	NO	YARDS	AVG	TD	LP
E. Reed	9	206	22.9	2	80

### PUNTING

	NO	YARDS	AVG	I20	LG
F. Capshaw	36	1508	41.8	15	59

### PUNT RETURNS

	NO	YARDS	AVG	TD	LP
P. Buchanon	31	464	15.0	2	59

### KICKOFF RETURNS

	NO	YARDS	AVG	TD	LP
A. Johnson	13	254	19.5	0	30

### FIELD GOALS

	<20	20-20	30-39	40-49	50+	TOTAL
Sievers	0-0	5-6	9-11	7-8	0-1	21-26



# ALL-TIME BOWL GAME HISTORY

## MIAMI IN BOWL GAMES (19-20)

BOWL	OPPONENT	W-L	SCORE	COACH	DATE	NOTES
1933	Palm Festival	Manhattan	W 7-0	Tom McCann	1/1/33	Cook's 3-yard TD run was lone score
1934	Palm Festival	Duquesne	L 7-33	Tom McCann	1/1/34	DU scored 27 fourth-quarter points
1935	Orange	Bucknell	L 0-26	Irl Tubbs	1/1/35	Bucknell scored 19 second-half points
1946	Orange	Holy Cross	W 13-6	Jack Harding	1/1/46	Hudson 89-yard INT return capped upset of No. 16 HC
1951	Orange	Clemson	L 14-15	Andy Gustafson	1/1/51	Clemson safety in fourth quarter was go-ahead score
1952	Gator	Clemson	W 14-0	Andy Gustafson	1/2/52	Mallios scored both TDs in UM's win in 1951 rematch
1961	Liberty	Syracuse	L 14-15	Andy Gustafson	12/16/61	Up 14-0 at half, UM allowed 15 second-half points
1962	Gotham	Nebraska	L 34-35	Andy Gustafson	12/15/62	Lead changed hands six times before Nebraska won
1966	Liberty	Virginia Tech	W 14-7	Charlie Tate	12/10/66	Rallied from 7-0 halftime deficit for fourth bowl win
1967	Bluebonnet	Colorado	L 21-31	Charlie Tate	12/23/67	Colorado outscored Miami 21-7 in second half
1981	Peach	Virginia Tech	W 20-10	Howard Schnellenberger	1/2/81	Jim Kelly (offense), Jim Burt (defense) named MOPs
1984	Orange	Nebraska	W 31-30	Howard Schnellenberger	1/2/84	Miami claimed first of five national championships
1985	Fiesta	UCLA	L 37-39	Jimmy Johnson	1/1/85	John Lee kicked GW 23-yard FG with 51 seconds left
1986	Sugar	Tennessee	L 7-35	Jimmy Johnson	1/1/86	After UM took 7-0 lead, UT scored final 35 points
1987	Fiesta	Penn State	L 10-14	Jimmy Johnson	1/2/87	Vinny Testaverde threw INT with 18 seconds remaining
1988	Orange	Oklahoma	W 20-14	Jimmy Johnson	1/1/88	Miami collected second national championship
1989	Orange	Nebraska	W 23-3	Jimmy Johnson	1/2/89	Carlos Huerta booted 3 FGs in win
1990	Sugar	Alabama	W 33-25	Dennis Erickson	1/1/90	Miami's third national title — second in three years
1991	Cotton	Texas	W 46-3	Dennis Erickson	1/1/91	Miami's fourth consecutive bowl win
1992	Orange	Nebraska	W 22-0	Dennis Erickson	1/1/92	Miami claimed fourth national title in nine years
1993	Sugar	Alabama	L 13-34	Dennis Erickson	1/1/93	Loss snapped five-game bowl winning streak
1994	Fiesta	Arizona	L 0-29	Dennis Erickson	1/1/94	Shut out in bowl game for first time since 1935
1995	Orange	Nebraska	L 17-24	Dennis Erickson	1/1/95	Nebraska scored 15 fourth-quarter points
1996	Carquest	Virginia	W 31-21	Butch Davis	12/27/96	Win snapped three-game bowl losing streak
1998	Micron PC	N.C. State	W 46-23	Butch Davis	12/29/98	Scott Covington threw for 320 yards (MVP)
2000	Gator	Georgia Tech	W 28-13	Butch Davis	1/1/00	UM defense, MVP Nate Webster shut down GT offense
2001	Sugar	Florida	W 37-20	Butch Davis	1/2/01	Win wrapped up best season since 1994 (11-1)
2002	Rose	Nebraska	W 37-14	Larry Coker	1/3/02	Miami's fifth national title; first Rose Bowl victory
2003	Fiesta	Ohio State	L 24-31	Larry Coker	1/3/03	34-game winning streak snapped
2004	Orange	Florida State	W 16-14	Larry Coker	1/2/04	Jarrett Payton (MVP) rushing for 131 yards
2004	Peach	Florida	W 27-10	Larry Coker	12/31/04	Devin Hester returned blocked FG 78 yards for TD
2005	Peach	LSU	L 3-40	Larry Coker	12/30/05	Worst bowl loss in program history
2006	MPC Computers	Nevada	W 21-20	Larry Coker	12/31/06	Kirby Freeman threw for 272 yards, added 3 TDs
2008	Emerald	California	L 17-24	Randy Shannon	12/27/08	Cal's Anthony Miller scored go-ahead TD in 4Q
2009	Champs Sports	Wisconsin	L 14-20	Randy Shannon	12/29/09	Wisconsin scored 20 unanswered points
2010	Sun	Notre Dame	L 17-33	Jeff Stoutland <sup>1</sup>	12/31/10	Miami trailed 30-3 entering fourth quarter
2013	Russell Athletic	Louisville	L 9-36	Al Golden	12/28/13	Scored game's first points on safety
2014	Independence	South Carolina	L 21-24	Al Golden	12/27/14	Miami outgained South Carolina 422-354
2015	Sun	Washington State	L 14-20	Larry Scott <sup>1</sup>	12/26/15	Canes' second half rally fall short

<sup>1</sup> — Interim head coach

## BOWL GAME RECORD BREAKDOWN

### BY DATE

	W	L	PCT
Pre-New Year's Eve	3	9	.250
New Year's Eve	2	1	.667
New Year's Day	7	8	.467
Post-New Year's Day	7	2	.778

### BY BOWL GAME

	W	L	PCT
Bluebonnet	0	1	.000
Russell Athletic	2	2	.500
Cotton	1	0	1.000
Fiesta	0	4	.000
Emerald	0	1	.000
Gator	2	0	1.000
Gotham	0	1	.000
Liberty	1	1	.500
Independence	0	1	.000
MPC Computers	1	0	1.000
Orange	6	3	.667
Peach	2	1	.667
Palm Festival	1	1	.500
Rose	1	0	1.000
Sugar	2	2	.500
Sun	0	2	.000

### BY COACH

	W	L	PCT
Butch Davis	4	0	1.000
Howard Schnellenberger	2	0	1.000
Larry Coker	4	2	.667
Dennis Erickson	3	3	.500
Tom McCann	1	1	.500
Charlie Tate	1	1	.500
Jimmy Johnson	2	3	.400
Andy Gustafson	1	3	.250
Irl Tubbs	0	1	.000
Jack Harding	0	1	.000
Jeff Stoutland	0	1	.000
Larry Scott	0	1	.000
Al Golden	0	2	.000
Randy Shannon	0	2	.000

HISTORY



## BOWL GAME RECAPS

### 1933 PALM FESTIVAL

MIAMI 7, MANHATTAN 0

JANUARY 1, 1933 • MIAMI, FLA.

#### SCORING

Miami	0	0	0	7	7
Manhattan	0	0	0	0	0

UM Cook 3 run (Bates kick)

### 1934 PALM FESTIVAL

DUQUESNE 33, MIAMI 7

JANUARY 1, 1934 • MIAMI, FLA.

#### SCORING

Duquesne	0	0	6	27	33
Miami	0	0	0	7	7

DU Zaneski 1 run (kick failed)  
 DU Zaneski 5 run  
 UM Reichgott 4 pass from Ott (Petrowski kick)  
 DU DeLuca 6 run (Nicolai kick)  
 DU Baker 25 pass from DeLuca (Nicolai kick)  
 DU DeLuca 30 pass from Strutt (Nicolai kick)

### 1935 ORANGE BOWL

BUCKNELL 26, MIAMI 0

JANUARY 1, 1935 • MIAMI, FLA.

#### SCORING

Bucknell	0	7	6	13	26
Miami	0	0	0	0	0

BU Smith 3 run (Dobie kick)  
 BU Miller 4 run (kick failed)  
 BU Smith 8 run (kick failed)  
 BU Resnichak 10 run (Dobie kick)

### 1946 ORANGE BOWL

MIAMI 13, HOLY CROSS 6

JANUARY 1, 1946 • MIAMI, FLA.

#### SCORING

Miami	0	6	0	7	13
(16) Holy Cross	0	6	0	0	6

UM Krull 1 run (kick blocked)  
 HC Brennan 16 pass from Kozlowski (kick failed)  
 UM Hudson 89 interception return (Ghaul kick)

### 1951 ORANGE BOWL

CLEMSON 15, MIAMI 14

JANUARY 1, 1951 • MIAMI, FLA.

#### SCORING

(15) Miami	0	0	14	0	14
(10) Clemson	0	7	6	2	15

CU Cone 1 run (Radcliff kick)  
 CU G. Smith 7 pass from Hair (kick failed)  
 UM Mallios 5 run (Watson kick)  
 UM F. Smith 14 pass from Hackett (Watson kick)  
 CU Safety, F. Smith tackled in end zone by S. Smith

### 1952 GATOR BOWL

MIAMI 14, CLEMSON 0

JANUARY 2, 1952 • JACKSONVILLE, FLA.

#### SCORING

Miami	7	7	0	0	14
(19) Clemson	0	0	0	0	0

UM Mallios 11 run (Tremont kick)  
 UM Mallios 2 run (Tremont kick)

### 1961 LIBERTY BOWL

SYRACUSE 15, MIAMI 14

DECEMBER 16, 1961 • MEMPHIS, TENN.

#### SCORING

Miami	6	8	0	0	14
(14) Syracuse	0	0	8	7	15

UM Vollenweider 12 run (kick failed)  
 UM Spinelli 60 punt return (Miller pass from Mira)  
 SU Davis 1 run (Easterly pass from Sarette)  
 SU Easterly 7 pass from Sarette (Erickson kick)

HISTORY



## BOWL GAME RECAPS

### 1962 GOTHAM BOWL

NEBRASKA 36, MIAMI 34

DECEMBER 15, 1962 • NEW YORK, N.Y.

Played in freezing 17-degree weather in icy, snow-banked Yankee Stadium, the lead changed hands six times before Nebraska won 36-34. The Hurricanes rolled up 502 yards to Nebraska's 296 and had a 34-12 edge in first downs. UM quarterback **George Mira** shattered his UM passing record with 24 completions for 321 yards and two touchdowns, earning him MVP honors.

#### SCORING

Miami	6	14	7	7	34
Nebraska	6	14	8	8	36

NEB	Thornton 1 run (run failed)
UM	Rizzo 10 pass from Mira (pass failed)
UM	Spinelli 30 pass from Mira (pass failed)
NEB	Ross 92 kickoff return (Johnson kick)
UM	Ryder 1 run (Ryder pass from Mira)
NEB	Eger 6 pass from Claridge (Johnson kick)
UM	Bennett 3 run (Wilson kick)
NEB	Thornton 1 run (Claridge kick)
NEB	Ross 1 run (Thornton run)
UM	Ryder 1 run (Wilson kick)

### 1966 LIBERTY BOWL

MIAMI 14, VIRGINIA TECH 7

DECEMBER 10, 1966 • MEMPHIS, TENN.

Playing in frigid 36-degree weather in Memphis, Miami found itself on the trailing end of a 7-0 score at halftime, but in the end proved to be too powerful for Virginia Tech. Miami rallied from a sevenpoint deficit in the third period on a **Bill Miller** seven-yard TD pass to **Joe Mira**. UM marched to its winning TD in the fourth quarter. On the drive, Miller completed three passes to end **Jimmy Cox** (12,11, and 38 yards), and **Doug McGee** barreled over from the one on fourth down with 8:05 left in the game. Miami's potent defense was led by All-American **Ted Hendricks**.

#### SCORING

(9) Miami	0	0	7	7	14
Virginia Tech	7	0	0	0	7

VT	Francisco 1 run (Utin kick)
----	-----------------------------

UM	J. Mira 7 pass from Miller (Harris kick)
UM	McGee 1 run (Harris kick)

### 1967 BLUEBONNET BOWL

COLORADO 31, MIAMI 21

DECEMBER 23, 1967 • HOUSTON, TEXAS

In a wild scoring spectacle, Colorado won 31-21 after the lead had changed hands five times at Rice Stadium. In the first quarter, CU's Larry Plantz scored from seven yards out, then Miami came back with **Joe Mira**'s score from the two. UM moved ahead moments later as **Jimmy Dye** stole a pass from **Dan Kelly** and ran 77 yards. A field goal by John Farler just before half, followed by an 80-yard TD march with the second half kickoff, put the Buffs ahead 17-14. UM regained the lead 21-17 in the fourth on an 85-yard drive sparked by **Bill Miller**'s four completions to **Jerry Daanen**, the last one for a nine-yard TD. With six minutes left, CU surged ahead again on a 38-yard run by Bob Anderson.

#### SCORING

Miami	0	14	0	7	21
Colorado	7	3	7	14	31

CU	Plantz 7 run (Farler kick)
UM	Mira 2 run (Harris kick)
UM	Dye 77 pass interception return (Harris kick)
CU	Farler 31 FG
CU	B. Anderson 2 run (Bartelt kick)
UM	Daanen 9 pass from Miller (Harris kick)
CU	B. Anderson 38 run (Bartelt kick)
CU	Cooks 2 run (Farler kick)

### 1981 PEACH BOWL

MIAMI 20, VIRGINIA TECH 10

JANUARY 2, 1981 • ATLANTA, GA.

The Hurricanes embarked on their first postseason bowl appearance since 1967, squaring off against Virginia Tech on a clear Georgia day at Fulton County Stadium. **Howard Schnellenberger**'s troops set the pace early with two long scoring drives that proved to be the winning margin. UM took the opening kickoff 68 yards to paydirt, with QB **Jim Kelly** hitting **Larry Brodsky** on a 15-yard strike to culminate the nine-play

HISTORY

## BOWL GAME RECAPS

drive. On Miami's third possession, Kelly connected through the air three times to spark a 10-play, 99-yard drive. **Chris Hobbs** did the honors with a 12-yard scamper up the middle to cap the drive. The Hokies closed the gap to 14-10 early in the second half, but two field goals by **Danny Miller** assured Miami of its first bowl victory since 1966. Kelly was selected the game's outstanding player on offense, while UM middle guard **Jim Burt** was named defensive MVP.

### SCORING

(20) Miami	7	7	3	3	20
Virginia Tech	0	3	7	0	10

UM	Brodsky 15 pass from Kelly (Miller kick)
UM	Hobbs 12 run (Miller kick)
VT	Laury 42 FG
VT	Lawrence 1 run (Laury kick)
UM	Miller 31 FG
UM	Miller 37 FG

NEB	Gill 1 run (Livingston kick)
NEB	Livingston 34 FG
UM	Highsmith 1 run (Davis kick)
UM	Bentley 7 run (Davis kick)
NEB	Smith 1 run (Livingston kick)

## 1985 FIESTA BOWL

### UCLA 39, MIAMI 37

JANUARY 1, 1985 • TEMPE, ARIZ.

The Hurricanes were dealt a narrow 39-37 defeat by the UCLA Bruins in the Fiesta Bowl to cap the 1984 season. The lead changed hands seven times before the Bruins' John Lee kicked the deciding field goal with 51 seconds remaining. **Melvin Bratton** had put Miami ahead on a 3-yard TD pass from **Bernie Kosar** with 2:58 left, giving UM a 37-36 advantage. The Bruins used eight plays to move 61 yards to the Canes seven, setting up Lee's heroics.

### SCORING

(13) Miami	14	7	3	13	37
(14) UCLA	7	15	7	10	39

UCLA	Green 6 run (Lee kick)
UM	Oliver 34 run (Cox kick)
UM	Eddie Brown 68 punt return (Cox kick)
UM	Blades 48 pass from Kosar (Cox kick)
UCLA	Green 72 run (Lee kick)
UCLA	Safety, Shinnick tackled Tuten in end zone
UCLA	Lee 51 FG
UCLA	Lee 33 FG
UM	Cox 31 FG
UCLA	Sherrard 10 pass from Bono (Lee kick)
UCLA	Young 33 pass from Bono (Lee kick)
UM	Bratton 19 run (pass failed)
UM	Bratton 3 pass from Kosar (Cox kick)
UCLA	Lee 23 FG

## 1986 SUGAR BOWL

### TENNESSEE 35, MIAMI 7

JANUARY 1, 1986 • NEW ORLEANS, LA.

Amid the revelry of New Orleans' Bourbon Street, the 1986 Sugar Bowl had it all. Miami, with one of the most dominant offenses in college football, was shooting for the national championship. The Volunteers, an underrated team who rolled into New

## NATIONAL CHAMPIONS

### 1984 ORANGE BOWL

#### MIAMI 31, NEBRASKA 30

JANUARY 2, 1984 • MIAMI, FLA.

UM ended a storybook climb to the national title by dealing Nebraska a 31-30 defeat. Miami QB **Bernie Kosar** earned MVP honors by throwing for a Orange Bowl-record 300 yards. Linebacker **Jack Fernandez** was named Defensive MVP as the Canes contained a Nebraska offense that had set numerous NCAA records. Late in the game, Jeff Smith set Nebraska up for the potential win with a 24-yard touchdown run to pull the Huskers to within one. Then, Nebraska lined up for a two-point attempt. Turner Gill rolled right under pressure and lofted a pass toward Smith, but UM strong safety **Ken Calhoun** batted it away to seal the UM win.

### SCORING

(5) Miami	17	0	14	0	31
(1) Nebraska	0	14	3	13	30

UM	Dennison 2 pass from Kosar (Davis kick)
UM	Davis 45 FG
UM	Dennison 22 pass from Kosar (Davis kick)
NEB	Steinkuhler 19 run (Livingston kick)





## BOWL GAME RECAPS

Orleans with a hard-fought SEC title, were looking for the national respect they felt had eluded them. Tennessee used a solid offense and an opportunistic defense to down the second-ranked Canes. Despite constant pressure, **Vinny Testaverde** threw for 217 yards on 20 of 36 passing. UT QB Daryl Dickey, who earned MVP honors, finished with 131 yards on 15 of 25 passes.

### SCORING

(2) Miami	7	0	0	0	7
(8) Tennessee	0	14	14	7	35

UM	Irvin 18 pass from Testaverde (Cox kick)
UT	Smith 6 pass from Dickey (Reveiz kick)
UT	McGee recovered fumble in end zone (Reveiz kick)
UT	Henderson 1 run (Reveiz kick)
UT	Powell 60 run (Reveiz kick)
UT	Wilson 6 run (Reveiz kick)

## 1987 FIESTA BOWL

**PENN STATE 14, MIAMI 10**  
JANUARY 2, 1987 • TEMPE, ARIZ.

A national television audience watched the “Battle For No. 1” and the Hurricanes found themselves 77 yards from the national championship with just over three minutes left to play. **Vinny Testaverde** engineered a thrilling drive that included a 31-yard strike to **Brian Blades** on a 4th-and-6 play from Miami’s own 27. The pass to Blades was the first of six consecutive completions by Testaverde that brought Miami to PSU’s 6-yard line. However, with 18 seconds remaining, Pete Giftopoulos ended UM’s drive for the national title by intercepting a Testaverde pass at the goal line. The Canes finished with 445 total yards and 22 first downs while holding PSU to Fiesta Bowl records of 162 yards and just eight first downs. But seven turnovers tripped the Canes on the road to the national title.

### SCORING

(1) Miami	0	7	0	3	10
(2) Penn State	0	7	0	7	14

UM	Bratton 1 run (Cox kick)
PSU	Shaffer 4 run (Manca kick)
UM	Selig 38 FG
PSU	Dozier 6 run (Manca kick)

## NATIONAL CHAMPIONS

### 1988 ORANGE BOWL

**MIAMI 20, OKLAHOMA 14**  
JANUARY 1, 1988 • MIAMI, FLA.

For the second time in five years, the Hurricanes were champions of the college football world. Just as they had done in 1983, the ’87 Canes knocked off the nation’s No.1-ranked team in the Orange Bowl Classic. The second-ranked Hurricanes capped the school’s second straight undefeated regular season with a 20-14 victory over Oklahoma. Sophomore QB **Steve Walsh** hit on 18-of-30 passing for 209 yards and two touchdowns. Senior fullback **Melvin Bratton** nearly broke a UM single-game receiving mark by hauling in nine catches for 102 yards before leaving the game with a knee injury. **Bernard Clark** stepped into the spotlight at middle linebacker and walked away with the game’s MVP award after recording 12 unassisted tackles and 14 overall stops, while the defense limited OU to just 255 yards in total offense.

### SCORING

(1) Oklahoma	0	7	0	7	14
(2) Miami	7	0	10	3	20

UM	Bratton 30 pass from Walsh (Cox kick)
OU	Stafford 1 run (Lashar kick)
UM	Cox 56 FG
UM	Irvin 23 pass from Walsh (Cox kick)
UM	Cox 48 FG
OU	Hutson 29 run (Lashar kick)

### 1989 ORANGE BOWL

**MIAMI 23, NEBRASKA 3**  
JANUARY 2, 1989 • MIAMI, FLA.

For the first time in four years, Miami was not playing for the national title in its New Year’s bowl game. Moments before kickoff of the 55th annual Orange Bowl Classic vs. Nebraska, the Canes learned that the No. 1 ranked team, Notre Dame, had defeated West Virginia in the Fiesta Bowl. As the nation tuned in to the Orange Bowl, many felt the University of Miami would come out flat, knowing that all possibility of a repeat national title had been lost. UM showed its

## BOWL GAME RECAPS

true mettle, dominating the Big Eight Champions on offense, defense and special teams from the opening kickoff. The statistics backed up the scoreboard as the Canes held a 212-29 advantage in total yards and an 11-2 edge in first downs.

### SCORING

(6) Nebraska	0	0	3	0	3
(2) Miami	7	13	0	3	23

UM	Conley 22 pass from Walsh (Huerta kick)
UM	Huerta 18 FG
UM	Conley 42 pass from Walsh (Huerta kick)
UM	Huerta 37 FG
NEB	Barrios 50 FG
UM	Huerta 37 FG

## NATIONAL CHAMPIONS

### 1990 SUGAR BOWL

#### MIAMI 33, ALABAMA 25

JANUARY 1, 1990 • NEW ORLEANS, LA.

Miami solidified its title of “Team of the ‘80s” with its third national championship in seven years by handing Alabama a 33-25 defeat in the USF&G Sugar Bowl. Miami closed out its scoring by capitalizing on a **Charles Pharms** interception with an 88-yard drive that **Craig Erickson** finished off by finding tight end Randy Bethel open for a 12-yard touchdown reception. The Tide managed one more touchdown and two-point conversion with a minute remaining.

### SCORING

(2) Miami	7	13	6	7	33
(7) Alabama	0	17	0	8	25

UM	McGuire 3 run (Huerta kick)
UA	Battle 4 pass from Hollingsworth (Doyle kick)
UM	Carroll 19 pass from Erickson (kick blocked)
UA	Doyle 45 FG
UM	Johnson 3 run (Huerta kick)
UA	Russell 7 pass from Hollingsworth (Doyle kick)
UM	Chudzinski 11 pass from Erickson (conversion failed)
UM	Bethel 12 pass from Erickson (Huerta kick)
UA	Wimbley 9 pass from Hollingsworth (Russell pass to Hollingsworth)

### 1991 COTTON BOWL

#### MIAMI 46, TEXAS 3

JANUARY 1, 1991 • DALLAS, TEXAS

Fourth-ranked Miami won its fourth consecutive bowl game in dominating fashion over No. 3-ranked Texas, 46-3, the most lopsided score in Cotton Bowl history. The Miami defense held Texas to minus-four yards total offense in the first stanza. **Craig Erickson**, the game’s outstanding offensive player, completed 17-of-26 passes for 272 yards and set a Cotton Bowl record with four TDs. **Russell Maryland**, the game’s outstanding defensive player, had nine tackles and three sacks. Miami’s defense set a Cotton Bowl mark with nine sacks and **Carlos Huerta’s** 50-yard field goal tied a Cotton Bowl record.

### SCORING

(4) Miami	12	7	14	13	46
(3) Texas	0	3	0	0	3

UM	Huerta 28 FG
UM	Huerta 50 FG
UM	Carroll 12 pass from Erickson (pass failed)
UT	Pollak 29 FG
UM	Carroll 24 pass from Erickson (Huerta kick)
UM	D. Smith 34 interception return (Huerta kick)
UM	Hill 48 pass from Erickson (Huerta kick)
UM	Bethel 4 pass from Erickson (kick failed)
UM	Conley 26 run (Huerta kick)

## NATIONAL CHAMPIONS

### 1992 ORANGE BOWL

#### MIAMI 22, NEBRASKA 0

JANUARY 1, 1992 • MIAMI, FLA.

The No. 1-ranked Hurricanes capped a 12-0 season and claimed their fourth national championship in nine years by dominating the Big Eight Champion Nebraska Cornhuskers, 22-0, in front of an Orange Bowl crowd of 77,747. Miami used the running of **Larry Jones**, who responded with a career-high 144 yards rushing (earning him MVP honors) and a dominating defense to roll to victory. Miami played with the knowledge that earlier that day the No. 2-ranked Washington Huskies had soundly defeated the Michigan Wolverines in the Rose Bowl, and would



## BOWL GAME RECAPS

ultimately claim a co-national championship with the Hurricanes. The Miami defense held Nebraska to a single yard of offense in the first quarter and 62 total in the first half en route to its second shutout of the year. For the game, UM recorded two interceptions, two fumble recoveries and five sacks, four by sophomore **Rusty Medearis**.

### SCORING

(1) Miami	13	0	9	0	22
(11) Nebraska	0	0	0	0	0

UM	Williams 8 pass from Torretta (Huerta kick)
UM	Huerta 24 FG
UM	Huerta 24 FG
UM	L. Jones 1 run (2-point conversion failed)
UM	Huerta 54 FG

## 1993 SUGAR BOWL

### ALABAMA 34, MIAMI 13

#### JANUARY 1, 1993 • NEW ORLEANS, LA.

The No. 1-ranked Hurricanes' dream of a second consecutive national championship and an unprecedented fifth title in 10 years ended with a 34-13 defeat at the hands of No. 2-ranked Alabama. **Gino Torretta** set a UM bowl record with 56 pass attempts, throwing for 278 yards on 24-of-56 passing, but had no TDs and three picks. A bright spot in the second half for Miami was **Kevin Williams'** Sugar Bowl-record 78-yard punt return for a touchdown in the fourth quarter.

### SCORING

(1) Miami	3	3	0	7	13
(2) Alabama	3	10	14	7	34

UA	Proctor 19 FG
UM	Prewitt 49 FG
UA	Proctor 23 FG
UA	Williams 2 rush (Proctor kick)
UM	Prewitt 42 FG
UA	Lassic 1 rush (Proctor kick)
UA	Teague 31 interception return (Proctor kick)
UM	Kevin Williams 78 punt return (Prewitt kick)
UA	Lassic 4 rush (Proctor kick)

## 1994 FIESTA BOWL

### ARIZONA 29, MIAMI 0

#### JANUARY 1, 1994 • TEMPE, ARIZ.

The No. 10-ranked Hurricanes fell victim to the 16th-ranked Arizona Wildcats, 29-0, in the 23rd annual IBM OS/2 Fiesta Bowl before a sellout crowd of 72,260 and a national television audience. The Wildcats used a strong ground attack and stifling defense to hand the Canes their first shutout since 1979, a span of 168 games. It was also the first time that Miami had been shutout in a bowl game since a 26-0 loss to Bucknell in the 1935 Orange Bowl. The only bright spot for the Canes was receiver **Chris T. Jones**, who had six receptions for 98 yards.

### SCORING

(10) Miami	0	0	0	0	0
(16) Arizona	9	7	6	7	29

UA	Dickey 13 pass from White (kick blocked)
UA	McLaughlin 39 FG
UA	Levy 68 rush (McLaughlin kick)
UA	McLaughlin 31 FG
UA	McLaughlin 21 FG
UA	Dickey 14 pass from White (McLaughlin kick)

## 1995 ORANGE BOWL

### NEBRASKA 24, MIAMI 17

#### JANUARY 1, 1995 • MIAMI, FLA.

The third-ranked Hurricanes' dream of a fifth national title was dashed in front of a record crowd of 81,753 as the top-ranked Nebraska Cornhuskers overcame a 17-9 deficit with two fourth quarter touchdowns to propel them to a 24-17 victory and the 1994 national championship. Nebraska's defense took control after halftime by putting relentless pressure on Miami QB **Frank Costa** and sacking him four times in the half (five times in the game), including one for a safety early in the third quarter. Miami's defense came up big, forcing two Nebraska turnovers. But Nebraska and its bruising offensive line controlled the final quarter of play.

### SCORING

(3) Miami	10	0	7	0	17
(1) Nebraska	0	7	2	15	24

## BOWL GAME RECAPS

UM	Prewitt 44 FG
UM	T. Jones 35 pass from Costa (Prewitt kick)
NEB	Gilman 19 pass from Berringer (Sieler kick)
UM	J. Harris 44 pass from Costa (Prewitt kick)
NEB	Safety, Harris tackled Costa in end zone
NEB	Schlesinger 15 run (Alford pass from Frazier)
NEB	Schlesinger 14 run (Sieler kick)

### 1996 CARQUEST BOWL

MIAMI 31, VIRGINIA 21

DECEMBER 27, 1996 • MIAMI, FLA.

Miami won the 1996 Carquest Bowl in entertaining fashion with a 31-21 triumph over Virginia. Defensive standout **Tremain Mack** provided the fireworks with a pair of Miami touchdowns. Mack, who was a unanimous choice for game MVP, returned a UVA fumble 79 yards for a touchdown to give UM a 14-0 first quarter lead. Mack then gave the Canes an insurmountable 24-7 lead when he picked off Cavalier QB Tim Sherman in the second quarter and raced 42 yards to paydirt. Mack continued his heroics in the third quarter by blocking a Rafael Garcia 29-yard field goal attempt, the first of two blocked FGs by the Canes.

**Ryan Clement** ignited the Hurricane offense throwing for a career-best 274 yards and one touchdown on 16-of-26 passing.

#### SCORING

(19) Miami	14	10	0	7	31
Virginia	7	0	7	7	21

UM	Green 70 pass from Clement (Crosland kick)
UM	Mack 79 fumble return (Crosland kick)
UVA	Crowell 29 pass from Brooks (Garcia kick)
UM	Crosland 20 FG
UM	Mack 42 interception return (Crosland kick)
UVA	Brooks 1 rush (Garcia kick)
UM	T. Jones 2 rush (Crosland kick)
UVA	T. Jones 3 rush (Garcia kick)

### 1998 MICRON PC BOWL

MIAMI 46, NC STATE 23

DECEMBER 29, 1998 • MIAMI, FLA.

No. 24 Miami defeated NC State, 46-23, at the 1998 Micron PC Bowl. **Scott Covington** earned game MVP honors, finishing with 320 yards passing and two

touchdowns on a 17-of-24 performance. His favorite target was **Santana Moss**, who had five catches for 141 yards including an 80-yard touchdown pass. **Edgerrin James** led the ground attack with 156 yards on 20 carries. UM's offense set a bowl record with 594 total yards. The defense made six tackles for loss and set a Micron PC bowl record with five interceptions. Linebacker **Dan Morgan** made 12 tackles and a forced fumble.

#### SCORING

(24) Miami	14	13	3	16	46
NC State	7	3	7	6	23

UM	King 4 pass from Covington (Crosland kick)
NCS	Barnette 1 rush (Deskevich kick)
UM	James 5 rush (Crosland kick)
UM	Moss 80 pass from Covington (kick blocked)
NCS	Deskevich 28 FG
UM	James 2 rush (Crosland kick)
UM	Crosland 31 FG
NCS	Spikes 30 rush (Deskevich kick)
UM	Jackson 13 rush (pass failed)
UM	Jackson 25 rush (Crosland kick)
NCS	Coleman 7 pass from Barnette (rush failed)
UM	Gaitan 29 FG

### 2000 GATOR BOWL

MIAMI 28, GEORGIA TECH 13

JANUARY 1, 2000 • JACKSONVILLE, FLA.

No. 23 Miami routed No. 15 Georgia Tech, 28-13, behind a dominating defensive performance that held the Yellow Jackets offense (ranked No. 1 nationally and second in scoring with an average of 40.7 points a game) to a season-low 13 points. The Hurricanes struck on their opening possession with an eight-yard **James Jackson** touchdown run. Miami then took a 14-point lead early in the second quarter when sophomore QB **Kenny Kelly** capped a 73-yard drive with a 15-yard touchdown strike to **Andre King**. Following a Tech score, freshman All-America RB **Clinton Portis** set a UM bowl record with a 73-yard touchdown run to give the Canes a 21-7 halftime lead. Georgia Tech could only muster a pair of second half field goals as the UM defense, behind the play of Gator Bowl MVP **Nate Webster**, shut down the Tech attack.



## BOWL GAME RECAPS

### SCORING

(23) Miami	7	14	0	7	28
(15) Georgia Tech	0	7	6	0	13

UM	Jackson 8 run (Crosland kick)
UM	King 15 pass from Kelly (Crosland kick)
GT	Hamilton 17 run (Manger kick)
UM	Portis 73 run (Crosland kick)
GT	Manger 25 FG
GT	Manger 36 FG
UM	Wayne 17 pass from Dorsey (Crosland kick)

## 2001 SUGAR BOWL

### MIAMI 37, FLORIDA 20

JANUARY 2, 2001 • NEW ORLEANS, LA.

Second-ranked Miami defeated No. 7 Florida, 37-20, in the Nokia Sugar Bowl to wrap up the Hurricanes' best season since 1994 at 11-1 and second in the national rankings. The Canes led, 27-20, with 12:50 remaining when UM turned to running back **Clinton Portis**, who finished with 97 yards on 18 carries. On the first play of the ensuing possession, CB **Phillip Buchanon** picked off Rex Grossman to set up a 3-yard touchdown run by **Najeh Davenport** that gave Miami control. QB **Ken Dorsey** was named the game's Most Valuable Player, completing 22-of-40 passes for 270 yards and three TDs.

### SCORING

(2) Miami	10	3	14	10	37
(7) Florida	7	3	7	3	20

UF	Wells 23 pass from Grossman (Chandler kick)
UM	Sievers 44 FG
UM	Shockey 8 pass from Dorsey (Sievers kick)
UM	Sievers 29 FG
UF	Chandler 51 FG
UF	Graham 36 run (Chandler kick)
UM	Williams 19 pass from Dorsey (Sievers kick)
UM	Davenport 2 pass from Dorsey (Sievers kick)
UF	Chandler 26 FG
UM	Sievers 29 FG
UM	Davenport 3 run (Sievers kick)

## NATIONAL CHAMPIONS

### 2002 ROSE BOWL

#### MIAMI 37, NEBRASKA 14

JANUARY 3, 2002 • PASADENA, CALIF.

Miami lowered the boom on the Nebraska Cornhuskers in a decisive 37-14 victory in the 88th Rose Bowl game for the National Championship Miami's 12-0 season was capped by a performance indicative of much of the Hurricanes' season, as UM piled up a huge halftime lead and cruised to the victory. The top-ranked Hurricanes used three touchdown passes by **Ken Dorsey** to build a big early lead. **Andre Johnson** caught seven passes for 199 yards and two scores for the Hurricanes, who laid claim to their first national title since 1991. Dorsey and Johnson shared MVP honors and were helped by **Clinton Portis**, who carried 20 times for 104 yards and a score. Dorsey completed 22-of-35 passes for 362 yards, including 258 in the first half.

### SCORING

(1) Miami	7	27	0	3	37
(4) Nebraska	0	0	7	7	14

UM	Johnson 49 pass from Dorsey (Sievers kick)
UM	Portis 39 run (Sievers kick)
UM	Lewis 47 interception return (Sievers kick)
UM	Shockey 21 pass from Dorsey (kick failed)
UM	Johnson 8 pass from Dorsey (Sievers kick)
NU	Davies 16 run (Brown kick)
NU	Groce 71 punt return (Brown kick)
UM	Sievers 37 FG

## 2003 FIESTA BOWL

### OHIO STATE 31, MIAMI 24 (20T)

JANUARY 3, 2003 • TEMPE, ARIZ.

Miami's 34-game winning streak came to an end as Ohio State defeated the Hurricanes 31-24 in double overtime to win the Fiesta Bowl and the BCS National Championship. Maurice Claret scored his second touchdown on a five-yard run in the second overtime. Craig Krenzler had a pair of touchdown runs for the Buckeyes (14-0), who ended Miami's winning streak -- the sixth-longest in college football history -- in a game of high drama that was prolonged by a con-



## BOWL GAME RECAPS

roversial pass interference call. It was the first-ever overtime in a BCS title game, despite Miami turning the ball over five times and losing **Willis McGahee** to a knee injury in the fourth quarter. On the final play of regulation, **Todd Sievers** kicked a 40-yard field goal to tie it at 17-17. **Kellen Winslow Jr.** caught a seven-yard TD pass from **Ken Dorsey** in the first overtime. A controversial pass interference penalty allowed Ohio State to tie the game. On 4th-and-goal from the 5, **Glenn Sharpe** batted away a pass intended for Chris Gamble. Miami began its celebration, but Sharpe was flagged. Krenzel then scored on a one-yard run.

### SCORING

(2) Ohio State	0	14	3	0	14	31
(1) Miami	7	0	7	3	7	24

UM	Parrish 25 pass from Dorsey (Sievers kick)
OSU	Krenzel 1 run (Nugent kick)
OSU	Clarett 1 run (Nugent kick)
OSU	Nugent 44 FG
UM	McGahee 9 run (Sievers kick)
UM	Sievers 40 FG
UM	Winslow 7 pass from Dorsey (Sievers kick)
OSU	Krenzel 1 run (Nugent kick)
OSU	Clarett 5 run (Nugent kick)

## 2004 FEDEX ORANGE BOWL

**MIAMI 16, FLORIDA STATE 14**  
**JANUARY 2, 2004 • MIAMI, FLA.**

Ninth-ranked Miami used all its energy to take a tense 16-14 victory over eighth-ranked Florida State in the FedEx Orange Bowl at Pro Player Stadium, riding big performances by **Jarrett Payton** and **Jon Peattie** and a big play by **D.J. Williams**. The Hurricanes (11-2) defeated the Seminoles (10-3) for the fifth straight time, benefiting from a crucial missed field goal for the fifth time in the scintillating series since 1991. Xavier Beitia, who was wide left on a potential game-winning 43-yard field goal in the previous year's loss at Miami, was wide right on a 39-yarder with 5 1/2 minutes to go. Payton, who victimized FSU for 97 yards and a TD catch in a win in October, ran for 131 on 22 carries to earn MVP honors. Peattie's career-best 51-yard field goal early in the third quarter was the only scoring in a grueling second half.

### SCORING

(9) Miami	3	10	3	0	16
(8) Florida State	0	14	0	0	14

UM	Peattie 32 FG
FSU	Booker 9 pass from Rix (Beitia kick)
FSU	Henshaw 7 pass from Rix (Beitia kick)
UM	T. Moss 3 run (Peattie kick)
UM	Peattie 44 FG
UM	Peattie 51 FG

## 2004 CHICK-FIL-A PEACH BOWL

**MIAMI 27, FLORIDA 10**  
**DECEMBER 31, 2004 • ATLANTA, GA.**

The Miami Hurricanes settled for the state title in the Chick-fil-A Peach Bowl. **Devin Hester** returned a blocked field goal 78 yards for a touchdown, **Roscoe Parrish** returned a punt 72 yards for a score and the 14th-ranked Hurricanes beat No. 20 Florida 27-10 at the Georgia Dome. UM earned a third consecutive "state title" by beating Florida and Florida State in the same season and extended its winning streak against the Gators to six games. **Brock Berlin** finished 13-of-23 for 171 yards. Miami's special teams and defense did the most damage on New Year's Eve. After a blocked punt, UM's **Thomas Carroll** blocked Matt Leach's 32-yard field goal try. Hester picked up the loose ball and sprinted the other way for a score. **Jon Peattie** also nailed a 47-yarder to give the Canes a 10-3 lead. Miami forced Florida to punt on the ensuing possession, and Parrish caught the linedrive kick and ran untouched up the seam for a 72-yard score.

### SCORING

(20) Florida	0	3	7	0	10
(14) Miami	7	10	7	3	27

UM	Hester 78 blocked field goal return (Peattie kick)
UF	Leach 34-yard field goal
UM	Peattie 47-yard field goal
UM	Parrish 72 punt return (Peattie kick)
UM	Moore 20 pass from Berlin (Peattie kick)
UF	Cornelius 45 pass from Leak (Leach kick)
UM	Peattie 32-yard field goal



## BOWL GAME RECAPS

### 2005 CHICK-FIL-A PEACH BOWL

LSU 40, MIAMI 3

DECEMBER 30, 2005 • ATLANTA, GA.

Making his first career start, Matt Flynn threw for two touchdowns as No. 10 LSU defeated No. 9 Miami, 40-3 in the Chick-fil-A Peach Bowl. Flynn spearheaded a 17-point outburst in the second quarter with touchdown passes of 51 yards and four yards that gave the Tigers (11-2) a 20-3 advantage at the break. He completed 13-of-22 passes for 196 yards without a turnover. On Miami's first possession, **Devin Hester** lined up at tailback and receiver and also took a direct snap at quarterback. Hester had two catches for 40 yards and six carries for 24 yards. Hester had a 24-yard run on the possession to set up a field goal. **Jon Peattie** kicked a 21-yard field goal to open the scoring in the first quarter for Miami.

#### SCORING

(9) Miami	3	0	0	0	3
(10) LSU	3	17	14	6	40

UM	Peattie 21 FG
LSU	Jackson 37 FG
LSU	Davis 51 pass from Flynn (David kick)
LSU	Jackson 47 FG
LSU	Addai 4 pass from Flynn (David kick)
LSU	Addai 6 run (David kick)
LSU	Hester 1 run (David kick)
LSU	David 35 FG
LSU	Jackson 50 FG

### 2006 MPC COMPUTERS BOWL

MIAMI 21, NEVADA 20

DECEMBER 31, 2006 • BOISE, IDAHO

**Kirby Freeman** threw for 272 yards and two long touchdowns and ran for another score, **Chavez Grant** made a game-saving interception with 18 seconds left, and the Hurricanes sent departing coach **Larry Coker** out with a dramatic 21-20 win over Nevada in the MPC Computers Bowl. Freeman threw a 78-yard touchdown pass to **Sam Shields** with 5:59 left in the third quarter to break what was a 14-14 tie and put the Hurricanes (7-6) ahead for good. Freeman also had a 52-yard pass to **Ryan Moore** late in the first half. Shields caught four passes for 101 yards for Miami,

while Moore made only two catches, but finished with 96 yards for the Hurricanes.

#### SCORING

Miami	7	7	7	0	21
Nevada	2	9	3	6	20

UM	Freeman 1 run (Peattie kick)
NEV	Team safety (Freeman intentional grounding in EZ)
NEV	Mitchell 27 from Rowe (Rowe run failed)
UM	R. Moore 52 from Freeman (Peattie kick)
NEV	Jaekle 33 FG
NEV	Jaekle 31 FG
UM	Shields 78 pass from Freeman (Peattie kick)
NEV	Jaekle 44 FG
NEV	Jaekle 40 FG

### 2008 EMERALD BOWL

CAL 24, MIAMI 17

DECEMBER 27, 2008 • SAN FRANCISCO, CALIF.

Zack Follett forced a fumble by **Jacory Harris** deep in Miami territory with 3:28 left, and Anthony Miller scored the go-ahead touchdown on his first career catch moments later in California's 24-17 victory in the Emerald Bowl. Jahvid Best rushed for a bowl-record 186 yards and two touchdowns, yet the Golden Bears (9-4) still needed a big defensive play and an unlikely hero to hold off the Hurricanes (7-6) in front of a Bay Area crowd teeming with screaming Cal fans. Harris played well in the freshman's second career start, going 25-of-41 for 194 yards and two TDs. **LaRon Byrd** and **Thearon Collier** caught Harris' scoring passes for Miami, which tied it on **Matt Bosher's** 22-yard field goal with 9:13 to play.

#### SCORING

Miami	0	7	7	3	17
Cal	14	0	3	7	24

CAL	Best 1 run (Tavecchio kick)
CAL	Best 42 run (Tavecchio kick)
UM	Byrd 9 pass from Harris (Bosher kick)
UM	Collier 6 pass from Harris (Bosher kick)
CAL	Tavecchio 23 FG
UM	Bosher 22 FG
CAL	Miller 2 pass from Longshore (Tavecchio kick)

## BOWL GAME RECAPS

### 2009 CHAMPS SPORTS BOWL

WISCONSIN 20, MIAMI 14

DECEMBER 30, 2009 • ORLANDO, FLA.

John Clay had 121 yards rushing and two touchdowns, powering No. 24 Wisconsin past No. 14 Miami 20-14 in the Champs Sports Bowl. Scott Tolzien threw for 260 yards, and Montee Ball added 61 yards rushing for the Badgers. Miami's **Jacory Harris** struggled before throwing a touchdown pass to **Thearon Collier** with 1:22 remaining. The Hurricanes recovered the onside kick, but Harris threw incomplete on fourth down to end any hope of a comeback. Harris, who threw for 188 yards, was slowed by an injured right thumb, a brace around his left leg and a Badgers team that smothered him with five sacks. Wisconsin's running game helped it hold the ball for nearly 40 minutes, leaving little time for Miami to work.

#### SCORING

(15) Miami	7	0	0	7	14
(25) Wisconsin	7	10	0	3	20

UM	Cooper 16 run (Bosher kick)
UW	Clay 3 run (Welch kick)
UW	Clay 3 run (Welch kick)
UW	Welch 37 FG
UW	Welch 29 FG
UM	Collier 14 pass from Harris (Bosher kick)

### 2010 HYUNDAI SUN BOWL

NOTRE DAME 33, MIAMI 17

DECEMBER 31, 2010 • EL PASO, TEXAS

Freshman QB Tommy Rees passed for 201 yards and two touchdowns to Michael Floyd as Notre Dame beat Miami 33-17 in the Sun Bowl. Notre Dame (8-5) reached the end zone on three of its first four possessions. The Hurricanes trailed 30-3 going into the fourth quarter Miami scored twice in the fourth quarter when **Stephen Morris** threw a 6-yard TD pass to **Leonard Hankerson** and a 42-yard scoring play to **Tommy Streater**, but it was too late by then. The Canes trailed 27-0 late in the first half and the player with the most catches from a Hurricanes quarterback was Irish safety Harrison Smith, who intercepted three passes.

#### SCORING

Notre Dame	14	13	3	3	33
Miami	0	3	0	14	17

ND	Floyd 3 pass from Rees (Ruffer kick)
ND	Floyd 34 pass from Rees (Ruffer kick)
ND	Wood 34 run (Ruffer kick)
ND	Ruffer 40 FG
ND	Ruffer 50 FG
UM	Bosher 47 FG
ND	Ruffer 19 FG
UM	Hankerson 6 pass from Morris (Bosher kick)
UM	Streeter 42 pass from Morris (Bosher kick)
ND	Tausch 34 FG

### 2013 RUSSELL ATHLETIC BOWL

LOUISVILLE 36, MIAMI 9

DECEMBER 28, 2013 • ORLANDO, FLA.

Teddy Bridgewater threw three touchdowns and ran for another score to lead No. 18 Louisville to a 36-9 win over future ACC rival Miami. Bridgewater threw for a career-high 447 yards on 35-of-45 passing. Miami opened the game with a bang, as **Deon Bush** sacked Bridgewater in the end zone for a safety. After that, Louisville reeled off 36 unanswered points. Freshman RB **Gus Edwards** rushed for a team-high 38 yards and a touchdown, while QB **Stephen Morris** completed 12-of-27 passes for 160 yards and was sacked four times in his final game in a Miami uniform.

#### SCORING

Miami	2	0	0	7	9
(18) Louisville	6	16	7	7	36

UM	Bush safety
UL	Wallace 36 FG
UL	Wallace 43 FG
UL	Wallace 42 FG
UL	Parker 26 pass from Bridgewater (Wallace kick)
UL	Harris 12 pass from Bridgewater (Wallace kick)
UL	Perry 24 pass from Bridgewater (Wallace kick)
UL	Bridgewater 1 run (Wallace kick)
UM	Edwards 2 run (Goudis kick)



## BOWL GAME RECAPS

### 2014 DUCK COMMANDER INDEPENDENCE BOWL

**SOUTH CAROLINA 24, MIAMI 21**  
**DECEMBER 27, 2014 • SHREVEPORT, LA.**

Duke Johnson rushed for 132 yards and added another 51 yards on 5 receptions but Miami fell to South Carolina, 24-21, in the Duck Commander Independence Bowl. Junior running back Duke Johnson has tied Miami's record for career 100-yard games with 14. He also tied former Hurricane running backs Clinton Portis and Edgerrin James. Miami's Brad Kaaya threw for 236 yards, one touchdown and one interception.

#### SCORING

Miami	3	3	8	7	21
South Carolina	0	17	0	7	24

UM	Badgley 27 FG
UM	Badgley 26 FG
SC	Cooper 78 pass from Thompson (Fry kick)
SC	Davis 15 pass from Thompson (Fry kick)
SC	Fry 32 FG
UM	Edwards 3 run (Lewis pass from Kaaya)
SC	Thompson 2 run (Fry kick)
UM	Dorsett 11 pass from Kaaya (Badgley kick)

interception. He appeared to give the Hurricanes a 14-7 lead in the second quarter when he connected in the end zone with receiver **Rashawn Scott**, but the ball came out of Scott's hands and was intercepted by Peyton Pelluer.

#### SCORING

Miami	7	0	0	7	14
Washington State	7	13	0	0	20

WSU	Morrow 31 pass from Falk (Powell kick)
UM	Coley 4 pass from Kaaya (Badgley kick)
WSU	Powell 30 FG
WSU	Marks 25 pass from Falk (Powell kick)
WSU	Powell 25 FG
UM	Walton 5 run (Badgley kick)

### 2015 HYUNDAI SUN BOWL

**WASHINGTON STATE 20, MIAMI 14**  
**DECEMBER 26, 2015 • EL PASO, TEXAS**

Luke Falk threw two touchdown passes to lead Washington State to a 20-14 victory over Miami in the snowy Sun Bowl. Washington State led 20-7 at the half and looked in total control, limiting Miami to three first downs over the second and third quarters. The Hurricanes rallied in a blizzard in the fourth. **Braxton Berrios'** 60-yard end-around run set up **Mark Walton's** 5-yard scoring run that cut it to 20-14 with 13:10 left. The Cougars, the top passing team in the nation during the regular season, were shut out in the second half, leaving it to their defense to wrap up the victory. After a Cougars punt, the Hurricanes were at the Washington State 28, but an end-over-end halfback pass from **Joe Yearby** was intercepted by Shalom Lunai with 2:58 to play to seal it for Washington State. **Brad Kaaya** was 17-of-30 for 219 yards with one

## MISCELLANEOUS HISTORY

### MIAMI AS NO. 1 IN AP POLL

Miami is 43-6 when ranked No. 1 in the Associated Press Poll. During the 2001 and 2002 seasons, the Hurricanes owned a 21-game winning streak as the nation's No. 1 team before a loss in the 2003 Fiesta Bowl.

DATE	OPP	OPPONENT	W/L	SCORE
Sept. 8, 1984	14	at Michigan	L	14-22
Oct. 4, 1986	—	Northern Illinois	W	34-0
Oct. 11, 1986	—	at West Virginia	W	58-14
Oct. 18, 1986	—	at Cincinnati	W	45-13
Nov. 1, 1986	20	Florida State	W	41-23
Nov. 8, 1986	—	at Pittsburgh	W	37-10
Nov. 15, 1986	—	Tulsa	W	23-10
Nov. 27, 1986	—	East Carolina	W	36-10
Jan. 2, 1987	2	vs. Penn State <sup>1</sup> (Fiesta)	L	10-14
Sept. 17, 1988	1	at Michigan	W	31-30
Sept. 24, 1988	15	Wisconsin	W	23-3
Oct. 1, 1988	—	Missouri	W	55-0
Oct. 15, 1988	4	at Notre Dame	L	30-31
Sept. 8, 1990	16	at BYU	L	21-28
Nov. 23, 1991	—	at Boston College	W	19-14
Nov. 30, 1991	—	San Diego State	W	39-12
Jan. 1, 1992	11	vs. Nebraska <sup>1</sup> (Orange)	W	22-0
Sept. 5, 1992	23	at Iowa	W	24-7
Sept. 19, 1992	—	Florida A&M	W	38-0
Sept. 26, 1992	—	Arizona	W	8-7
Oct. 17, 1992	—	TCU	W	45-10
Oct. 24, 1992	—	at Virginia Tech	W	43-23
Oct. 31, 1992	—	West Virginia	W	35-23
Nov. 14, 1992	—	Temple	W	48-0
Nov. 21, 1992	8	at Syracuse	W	16-10
Nov. 28, 1992	—	at San Diego State	W	63-17
Jan. 1, 1993	2	vs. Alabama <sup>1</sup> (Sugar)	L	13-34
Sept. 8, 2001	—	Rutgers	W	61-0
Sept. 27, 2001	—	at Pittsburgh	W	43-21
Oct. 6, 2001	—	Troy	W	38-7
Oct. 13, 2001	—	West Virginia	W	45-3
Nov. 3, 2001	—	Temple	W	38-0
Nov. 10, 2001	—	at Boston College	W	18-7
Nov. 17, 2001	14	Syracuse	W	59-0
Nov. 24, 2001	12	Washington	W	65-7
Dec. 1, 2001	14	at Virginia Tech	W	26-24
Jan. 3, 2002	4	vs. Nebraska <sup>1</sup> (Rose)	W	37-14
Aug. 31, 2002	—	Florida A&M	W	63-17
Sept. 7, 2002	6	at Florida	W	41-16
Sept. 14, 2002	—	at Temple	W	44-21
Sept. 21, 2002	—	Boston College	W	38-6
Oct. 5, 2002	—	Connecticut	W	48-14
Oct. 12, 2002	9	Florida State	W	28-27
Oct. 26, 2002	—	at West Virginia	W	40-23
Nov. 2, 2002	—	at Rutgers	W	42-17
Nov. 21, 2002	17	Pittsburgh	W	28-21
Nov. 30, 2002	—	at Syracuse	W	49-7
Dec. 7, 2002	17	Virginia Tech	W	56-45
Jan. 3, 2003	2	vs. Ohio State <sup>1</sup> (Fiesta)	L	20T 24-31

1 — National Championship game

### MIAMI VS. NO. 1 IN AP POLL

Since the Associated Press began its national collegiate football poll in 1936, the University of Miami has faced the top-ranked team 16 times. Over the years, the Hurricanes have gone 9-7 against the AP's No. 1 team.

DATE	UM	OPPONENT	W/L	SCORE
Oct. 10, 1959	—	at LSU	L	3-27
Sept. 26, 1975	—	Oklahoma	L	17-20
Nov. 17, 1979	—	at Alabama	L	0-30
Oct. 31, 1981	—	Penn State	W	17-14
Jan. 2, 1984	5	vs. Nebraska <sup>1</sup>	W	31-30
Aug. 27, 1984	10	Auburn	W	20-18
Sept. 27, 1986	2	Oklahoma	W	28-16
Jan. 1, 1988	2	Oklahoma	W	20-14
Sept. 3, 1988	6	Florida State	W	31-0
Nov. 25, 1989	7	Notre Dame	W	27-10
Nov. 16, 1991	2	at Florida State	W	17-16
Oct. 9, 1993	3	at Florida State	L	10-28
Jan. 1, 1995	3	Nebraska <sup>1</sup>	L	17-24
Oct. 7, 1995	—	at Florida State	L	17-41
Oct. 9, 1999	19	at Florida State	L	21-31
Oct. 7, 2000	7	Florida State	W	27-24

1 — National Championship game



# COLLEGE AND PRO FOOTBALL HALL OF FAME

## JIM OTTO

**PRO FOOTBALL HALL OF FAME INDUCTEE (1980)  
CENTER (1957-59)**

The Wausau, Wis., native was awarded the NFL's most prestigious honor his first year of eligibility in 1980 and was the first Hurricanes player so honored...a two-year starter for the Hurricanes (1958-59), Otto went on to one of the most prolific careers in the history of pro football...made his jersey number 00 famous through 210 consecutive starts and 308 total games (both team records) for the AFL and NFL Oakland Raiders...earned All-Pro all 10 seasons of the AFL's existence (1960-69) and was chosen All-AFC...played in the NFL Pro Bowl the first three seasons after the leagues merged.

## TED HENDRICKS

**PRO FOOTBALL HALL OF FAME INDUCTEE (1990)  
COLLEGE FOOTBALL HALL OF FAME INDUCTEE (1987)  
DEFENSIVE END (1966-68)**

The only Hurricane to have his number retired at UM and be inducted into both the Pro and College Football Halls of Fame...was the first UM player selected to the College Football Hall of Fame, entering the Hall in 1986...Miami's only three-time All-American (1966, 1967, 1968)...placed fifth in Heisman Trophy voting in 1968...the "Mad Stork" came out of the University of Miami and immediately became a force in the NFL...switched from defensive end to linebacker and spent five years with the Baltimore Colts, one with the Green Bay Packers and nine with the Oakland/Los Angeles Raiders...Hendricks played on four Super Bowl championship teams: the 1970 Colts, 1976 and 1980 Oakland Raiders and 1983 Los Angeles Raiders...the second Hurricanes player to receive pro football's highest honor, Hendricks was inducted into the Hall in 1990.

## JIM KELLY

**PRO FOOTBALL HALL OF FAME INDUCTEE (2002)  
QUARTERBACK (1979-82)**

East Brady, Pa., native was one of the key players in the rejuvenation of the University of Miami football program...engineered milestone victories over Penn State (1979, 1981) and Notre Dame (1981), along with UM's 1980 Peach Bowl win over Virginia Tech...played in the NFL from 1986 to 1996 with the Buffalo Bills after three seasons with the USFL's Houston Gamblers (1983-85)...selected by the Bills in the first round (14th

player overall) of the 1983 NFL draft...joined the Bills in 1986...became the fourth-fastest quarterback in NFL history to reach 30,000 yards passing...passed for more than 3,000 yards in a season eight times...mastered the no-huddle offense that became a Bills' trademark...led Buffalo to an unprecedented four straight Super Bowl appearances...at the time of his retirement, his 84.4 passer rating ranked sixth all-time, his 35,467 career passing yards ranked 10th, his 2,874 completions ranked eighth, and his 237 touchdowns ranked 13th...led the NFL in passing in 1990, posting a 101.2 passer rating, only the fifth quarterback to maintain a rating over 100...led the AFC in passing in 1991...named to five Pro Bowls...All-Pro in 1991, All-Pro second team in 1990 and 1992...Inducted into the Pro Football Hall of Fame in 2002.

## JACK HARDING

**COLLEGE FOOTBALL HALL OF FAME INDUCTEE (1980)  
HEAD COACH (1937-42, 1945-47)**

Came to Miami as athletics director and head coach in 1937 and became UM's first football legend...compiled a record of 54-32-3 in nine seasons, surrounding a two-year stint in the Navy during World War II...moved the Hurricanes to major college status and gained a reputation as a nationally respected coach and administrator...served 26 years as athletics director at Miami until his death in 1963...inducted in the Hall of Fame in 1980.

## ANDY GUSTAFSON

**COLLEGE FOOTBALL HALL OF FAME INDUCTEE (1985)  
HEAD COACH (1948-63)**

Led UM to a 93-65 record in 16 seasons as head coach in what became known as "The Glory Years" of Hurricane football...developed the "Drive Series" belly option, considered the forerunner of the veer and wishbone offenses...his teams went to four bowl games and nine players earned first team All-America status...inducted into the College Football Hall of Fame in 1985.

## DON BOSSELER

**COLLEGE FOOTBALL HALL OF FAME INDUCTEE (1990)  
RUNNING BACK (1953-56)**

Former Hurricane All-American (1956), Bosseler joined his old Miami coach, Andy Gustafson in the Hall...Bosseler led his team to an 8-1-1 record and

## COLLEGE AND PRO FOOTBALL HALL OF FAME

No. 6 ranking in 1956, UM's highest ranking until the 1983 National Championship...he was not only an All-American, but he was the team captain, voted the outstanding player in Florida, the Senior Bowl MVP and picked for the College All-Star game...the Washington Redskins drafted him in the first round in 1957 and he gained 3,112 yards over an eight-year career... gained 1,642 yards rushing in his UM career...inducted into the Hall of Fame in 1990.

### **BENNIE BLADES**

#### **COLLEGE FOOTBALL HALL OF FAME INDUCTEE (2006) SAFETY (1985-87)**

Named first-team All-America in both 1986 and 1987 by both Associated Press and United Press International, adding honors as a senior in 1987 from Kodak, The Sporting News, the Walter Camp Foundation and the Football Writers Association of America...received the Jim Thorpe Award as college football's best defensive back in 1987, when he led UM to the national championship and a 12-0 record...as a senior, made 124 tackles, intercepted five passes and was named a consensus All-American...ended his UM career as the school's all-time leader with 19 interceptions and 305 interception return yards (both since broken)...also set school records for most consecutive games with an interception (five), total tackles by a safety (286), and unassisted tackles by a safety (155)...led the nation in interceptions in 1986 (0.91 per game)...was a first-round draft choice of the Detroit Lions (the third pick overall) in the 1988 NFL Draft.

### **ARNOLD TUCKER**

#### **COLLEGE FOOTBALL HALL OF FAME INDUCTEE (2008) QUARTERBACK (MIAMI 1943, ARMY 1944-46)**

Played for the University of Miami in 1943...part of three national championship teams with Army (1944-46)...was undefeated at Army, leading his fellow cadets to an unparalleled 27-0-1 record during his career...Earned All-America honors in 1946...passed for 1,127 yards and 10 touchdowns in his three-year campaign...later served in numerous capacities for both the Army and Air Force, including Deputy Chief of Operations for the 5th AF in Japan from 1968-1970 and Commanding Officer of the 16th Special Operations Squadron in Thailand in 1970...from 1971-74, Tucker acted as Commanding Officer of the Army ROTC program at the University of Miami...he retired

as a Lieutenant Colonel and presently lives in the Miami area.

### **MICHAEL IRVIN**

#### **PRO FOOTBALL HALL OF FAME INDUCTEE (2007) WIDE RECEIVER (1985-87)**

Three-time Super Bowl champion and leader of UM's 1987 national championship team ... One of the elite receivers in Dallas Cowboys and NFL history ... Cowboys' first-round pick in 1988, the 11th player overall ... Played 12 seasons ... Selected to five straight Pro Bowls (1991-95) ... Led the NFL with 1,523 yards on 93 receptions in 1991 ... Recorded 1,000-yard seasons in all but one year from 1991-98 ... Set an NFL record with 11 100-yard games in 1995...Totaled 750 receptions for 11,904 yards and 65 touchdowns ... Had 47 100-yard games ... Named to NFL's All-Decade Team of the 1990s ... Teamed with quarterback Troy Aikman and running back Emmitt Smith to give the Cowboys' three of the top play-makers in pro football ... Won back-to-back Super Bowls over the Buffalo Bills (XXVII and XXVIII) and over the Pittsburgh Steelers (XXX) ... Had his finest season in 1995 with 111 receptions for 1,603 yards and 10 touchdowns ... Fort Lauderdale native who attended St. Thomas Aquinas High School ... Inducted into the Pro Football Hall of Fame in 2007.

### **GINO TORRETTA**

#### **COLLEGE FOOTBALL HALL OF FAME INDUCTEE (2009) QUARTERBACK (1989-92)**

Selected for induction into the College Football Hall of Fame by the National Football Foundation and College Hall of Fame on April 30, 2009 ... Fifth Miami player to be selected into the Hall, joining former Canes Bennie Blades (2006), Arnold Tucker (2008), Don Bosseler (1990) and Ted Hendricks (1987) ... Member of the 1989 and 1991 national championship teams ... Awarded unanimous First Team All-America honors and the Heisman Trophy in addition to the Davey O'Brien, Johnny Unitas Golden Arm, Maxwell and Walter Camp awards as a senior in 1992 ... Finished his Miami career with 11 school passing records, including career attempts (991), completions (555), yards (7,690), total offense (7,772), longest pass (99 yards to Horace Copeland vs. Arkansas, an NCAA record) and most passing yards in a game (485 vs. San Diego State) ... A 2008 Ring of Honor inductee ... Led Miami to a 26-2 record as a starter and was part of Miami's

# COLLEGE AND PRO FOOTBALL HALL OF FAME

NCAA record 58-game home winning streak.

## **RUSSELL MARYLAND** **COLLEGE FOOTBALL HALL OF FAME INDUCTEE (2011)** **DEFENSIVE TACKLE (1987-90)**

Maryland was a member of Miami's 1987 and 1989 National Championship teams ... Most prolific work came as senior in 1990 ... During final season with Canes, he recorded 96 tackles (54 solo), including 10.5 quarterback sacks, seven tackles for losses and 19 quarterback pressures ... Also forced five fumbles and broke up two passes ... Became first Hurricane to win 1990 Outland Trophy, given to best defensive lineman in college football ... Also a unanimous All-America selection and named UPI Lineman of the Year ... Best game came in 1991 Cotton Bowl against Texas ... Recorded three sacks for loss of 28 yards and nine tackles, while Hurricanes' defense caused five Longhorn turnovers, each leading to UM touchdowns ... Finished college career with 279 tackles, 25 tackles for losses and 20.5 quarterback sacks ... Jack Harding Most Valuable Player Award winner in 1990 and led Hurricanes to four consecutive bowl berths, two national championships and overall record of 45-3-0 during career ... In 1991 NFL Draft, Maryland was selected as first overall pick by Dallas Cowboys ... Pro Bowl selection in 1993 and won three Super Bowls with Cowboys in 1992, 1993 and 1995 ... Played professionally for nine years with Cowboys (1991-95), Oakland Raiders (1996-99) and Green Bay Packers (2000).

## **CORTEZ KENNEDY** **PRO FOOTBALL HALL OF FAME INDUCTEE (2012)** **DEFENSIVE TACKLE (1988-89)**

Fifth Hurricane player to be enshrined in Canton, joining Jim Otto (1980), Ted Hendricks (1990), Jim Kelly (2002) and Michael Irvin (2007) ... Kennedy registered 58 sacks and scored one touchdown on fumble recovery in his 11-season career with the Seattle Seahawks ... No. 3 overall pick in the 1990 NFL Draft, Kennedy had a streak of 116 games played, earned selection to eight Pro Bowls (1992-97, 1999, 2000) and missed just nine games out of a possible 176 in his career ... As a senior defensive tackle in 1989, he emerged as a dominant force on what many considered to be the nation's top defensive line unit ... Kennedy started all 12 games and his tenacious defense helped lead UM to a 11-1 season, a victory in the Sugar Bowl over Ala-

bama and the 1989 National Championship ... Earned second-team AP All-American honors.

## **JIMMY JOHNSON** **COLLEGE FOOTBALL HALL OF FAME INDUCTEE (2012)** **HEAD COACH (1979-88)**

Johnson was ninth Miami Hurricane inducted into College Football Hall of Fame and the third coach from the Hurricanes to be enshrined ... In his five seasons at UM (1984-88), Johnson compiled a 52-9 record and guided the Canes to the 1987 National Championship ... Miami went a perfect 12-0 in 1987 and defeated six nationally ranked teams, including a 20-14 victory over then-No. 1 Oklahoma in the Orange Bowl ... Including his five seasons as the head coach of Oklahoma State, Johnson's career collegiate record stands at 81-34-3 ... Johnson left Miami after the 1988 season to replace the legendary Tom Landry as head coach of the Dallas Cowboys...His five-year stay in Dallas culminated with back-to-back Super Bowl wins in 1992 and 1993... Johnson is one of just six men to coach consecutive Super Bowl champions.

## **WARREN SAPP** **PRO FOOTBALL HALL OF FAME INDUCTEE (2013)** **DEFENSIVE TACKLE (1995-2007)**

Sixth Miami Hurricane enshrined in the Pro Football Hall of Fame ... Sapp spent 13 seasons in the NFL (198 games), playing for the Tampa Bay Buccaneers (1995-2003) and the Oakland Raiders (2004-07) ... A first-round pick (12th overall) by Tampa Bay in the 1995 NFL Draft, Sapp started for the Bucs en route to earning All-Rookie Team honors in 1995 ... Amassed 96.5 career sacks despite playing on interior of defensive line ... Named 1999 NFL Defensive Player of the Year after helping lead Tampa Bay to its first division title in 18 years ... A year later, he recorded a career-high 16.5 sacks in 2000. He led the Buccaneers to a 48-21 win over Oakland in Super Bowl XXXVII ... Second-team All-NFL selection in 1997 and 1998, he was selected to seven Pro Bowls and was named to the NFL's All-Decade Teams of the 1990s and 2000s ... Sapp finished his professional career with 569 tackles, 96.5 sacks, eight forced fumbles and four interceptions ... A two-time All-BIG EAST selection, Sapp was awarded the Bronko Nagurski Trophy (best defensive player), Rotary Lombardi Award (best lineman or linebacker) and the Bill Willis Award (best defensive



## COLLEGE AND PRO FOOTBALL HALL OF FAME

lineman) in 1994 ... Earned BIG EAST Defensive Player of the Year honors the same year, finishing the season with 84 tackles, 10.5 sacks, four forced fumbles and three fumble recoveries.

### **VINNY TESTAVERDE**

#### **COLLEGE FOOTBALL HALL OF FAME INDUCTEE (2013) QUARTERBACK (1982, 1984-86)**

Seventh Miami Hurricane player (10th overall) inducted into College Football Hall of Fame ... One of the greatest quarterbacks in school history, Testaverde was Miami's first Heisman Trophy winner in 1986, while also winning the Walter Camp Player of the Year Award, Maxwell Award and Davey O'Brien Trophy ... Led the Hurricanes to three bowl berths, including the 1987 Fiesta Bowl, which determined the national champion ... A redshirt on Miami's 1983 national championship team ... Went 23-3 as a starter playing for legendary coaches Howard Schnellenberger and Hall of Famer Jimmy Johnson ... Tampa Bay selected Testaverde as the No. 1 overall selection in the 1987 NFL Draft ... Pro career spanned 21 seasons with seven different teams ... 1998 All-Pro and two-time Pro Bowl selection finished his NFL career seventh all-time in passing yards (46,233) and eighth in touchdowns (275).



## ALL-AMERICANS

### AL CARAPELLA (T, 1950)

Miami's first first-team All-America selection by The Associated Press ... Converted fullback, Carapella became star on the defensive line.

### JIM DOOLEY (HB, 1951)

First-team All-American by The Associated Press ... first player at Miami to have jersey retired (42) ... topped 1,000-yard rushing mark in UM career ... set UM bowl record with four interceptions vs. Clemson in 1952 Gator Bowl ... member of Gator Bowl Hall of Fame ... UM's first first-round NFL selection (Chicago Bears) ... Chicago Bears head coach from 1968-71 (20-36, .357).

### NICK CHICKILLO (G, 1952)

First-team All-American by The Associated Press ... Standout player on both the offensive and defensive line while playing in the glory days of the early 1950s ... Regarded as one of the truly great 60-minute men in program history ... Driving force behind UM squads which split Orange Bowl Classic games with Clemson in 1950 and 1951 ... Three-year starter for the Canes.

### FRANK McDONALD (E, 1954)

First-team All-American by Sporting News ... led Hurricanes in pass receiving in each of 1952-54 seasons ... finished UM career with 69 receptions for 855 yards seventh-round draftee of Baltimore Colts.

### DON BOSSELER (FB, 1956)

First-team All-American by The Associated Press ... rushed for 1,642 yards which ranked second all-time at end of UM career ... first-round draftee of Washington Redskins in 1957 NFL Draft ... left Redskins after the 1964 season as Washington's all-time leading rusher (3,112 yards) ... inducted in College Football Hall of Fame in December 1990.

### FRAN CURCI (QB, 1959)

First-team All-American by The Associated Press ... garnered Academic All-American honors ... had 1,328 yards in total offense as senior ... in 1959, completed 100 of 195 passes for 1,068 yards ... served as UM's head football coach for 1971 and 1972 seasons ... member of Florida Sports Hall of Fame.

### BILL MILLER (WR, 1960 & 1961)

Consensus All-American in 1961 ... First-team All-American by The Associated Press, United Press International, Newspaper Enterprise Association, *Sporting News*, Football Writers Association of America and American Football Coaches Association as senior ... became first UM junior to earn first-team All-America honors in 1960 (FWAA) when he caught 26 passes for 413 yards and five touchdowns ... third-round draftee of NFL's Minnesota Vikings and second-round pick of Dallas Texans (AFL).

### GEORGE MIRA, SR. (QB, 1962 & 1963)

First-team All-American by *Look Magazine* (Football Writers Association of America), The Associated Press and CBS Television ... One of only four players in UM football history to have jersey retired (10) ... finished fifth in 1962 Heisman Trophy balloting ... led nation in total offense as senior (2,318 yards) ... tied NCAA record for career pass completions (368, Don Klosterman of Loyola, California) ... named Amateur Athlete of the Year in Florida by Florida Sportswriters Association in 1962 ... nicknamed "The Matador" ... second-round draftee of NFL's San Francisco 49ers ... member of Florida Sports Hall of Fame.

### DAN CONNERS (T, 1963)

First-team All-American by *Sporting News* ... played both ways for Hurricanes ... on defense, established UM total tackles record (64) as senior ... finished career with 202 total tackles ... second-round draftee of AFL's Oakland Raiders.

### ED WEISACOSKY (DE, 1965)

First-team All-America accolades from The Associated Press ... still holds UM mark for most total tackles in season (164, 1965) and solo tackles (112, 1965) ... tallied 297 total tackles in UM career ... sixth-round draftee of Miami Dolphins ... eight-year veteran of pro football (Giants, 49ers, Patriots and Dolphins).

### TED HENDRICKS (DE, 1966, 1967 & 1968)

Miami's second inductee into Pro Football Hall of Fame (1990, after Jim Otto) after playing for Baltimore Colts, Oakland Raiders and Green Bay Packers ... one of four UM inductees in National Football Foundation



## ALL-AMERICANS

College Football Hall of Fame ... three-time University of Miami All-American ... only UM football player to receive All-America acclaim three consecutive years ... as senior in 1968, was named UPI Lineman of the Year ... consensus All-American in 1967 and 1968 ... first-team All-America by UPI, AP, FWAA, NEA, *Football News*, *Sporting News*, *Time* and the Walter Camp Football Foundation in 1968 ... finished fifth in 1968 Heisman Trophy balloting ... still holds UM's career mark for tackles by defensive end (227) and fumble recoveries (12) ... had UM season-record five fumble recoveries in 1968 ... second-round draftee of Baltimore Colts in 1969.

### TOM BEIER (DB, 1966)

Consensus All-American following UM's 1966 (8-2-1) campaign ... first-team All-America by Newspaper Enterprise Association, The Associated Press, United Press International, Football Writers Association of America, America Football Coaches Association, Central Press and *New York Daily News* ... still holds UM record for career tackles by cornerback (120) and season mark for tackles by CB (73) ... 10th-round draftee of Miami Dolphins.

### HAROLD SEARS (LB, 1971)

First-team All-American by The Associated Press ... named AP Lineman of the Week for 26-tackle (21 solos) performance vs. Notre Dame (October 9, 1971) ... recorded 117 total tackles as senior.

### CHUCK FOREMAN (RB, 1972)

First-team All-American by *Sporting News* ... ranks fifth all-time on UM charts with 3,365 all-purpose yards ... had five career 100-yard rushing performances, returned 42 kickoffs for 882 yards and accumulated 17 touchdowns ... ranks fourth and sixth all-time for all-purpose yards in season (1,555 in 1972 and 1,467 in 1971) ... finished UM career rushing for 1,631 yards and caught 56 passes for 732 yards ... first-round draftee of Minnesota Vikings.

### BURGESS OWENS (DB, 1972)

First-team All-American by *Time* magazine and *Sporting News* ... earned first-team All-South Independent team honors ... recorded 160 tackles, eight interceptions and three fumble recoveries in

Miami career ... most valuable defensive player of 1973 Senior Bowl ... first-round draftee of New York Jets.

### TONY CRISTIANI (MG, 1972 & 1973)

First-team All-America by Football Writers Association of America and Walter Camp Football Foundation ... first-team All-South Independent by The Associated Press ... had 279 total tackles at UM... as senior, tallied 102 total tackles ... in 1972, recorded 84 tackles including 15 quarterback sacks.

### RUBIN CARTER (NG, 1974)

First-team All-America by United Press International and Kodak ... first-team All-South Independent by The Associated Press in 1973 and 1974 ... ended career with 306 total tackles ... holds UM school mark for tackles in season by defensive tackle (98, 1973) and tied for seventh in total tackles in season with 147 ... fifth-round draftee of Denver Broncos.

### DENNIS HARRAH (OT, 1974)

First-team All-America honors from *Sporting News* and *Time* magazine ... named first-team All-South Independent by The Associated Press in 1973 and 1974 ... first-round draftee of Los Angeles Rams.

### EDDIE EDWARDS (DT, 1976)

First-team All-American by *Sporting News* ... played in the 1977 Hula Bowl and Japan Bowl ... winner of the Jack Harding Memorial MVP Award in 1976 ... averaged 13 tackles and had a team-leading 11 sacks as a senior ... high school teammate of fellow UM All-American Don Latimer ... first-round draftee of the Cincinnati Bengals.

### DON LATIMER (MG, 1977)

First-team All-American by *Sporting News*...played in the 1978 Blue-Gray Classic and Senior Bowl ... set a UM record with 15 QB sacks as a senior ... high school teammate of Eddie Edwards ... first-round draftee of the Denver Broncos.

### DON SMITH (DT, 1978)

First-team All-America accolades from Kodak and *Sporting News* ... named to the Associated Press All-South Independent team ... preseason *Playboy*

## ALL-AMERICANS

All-America in 1978 ... in 1977, named first-team AP All-South Independent and winner of the Jack Harding Memorial MVP Award ... first-round draftee of the Atlanta Falcons.

### JIM BURT (MG, 1980)

First-team All-American by the Newspaper Enterprise Association ... member of the All-South Independent team by Associated Press ... 1981 Peach Bowl Most Valuable Player (Defensive) ... holds the UM all-time record for fumble recoveries in a game with four versus Vanderbilt (November 15, 1980) ... all-time career record holder for tackles by a middle guard (177) and assists by a middle guard (86).

### FRED MARION (DB, 1981)

First-team All-America honors by United Press International, Kodak and *The Football News* ... holds the UM career mark for most assists by a safety (152) ... held the UM career mark for interceptions (16 for 170 yards) and consecutive games with an interception (4), until broken by Bennie Blades (1984-87) ... had a team-leading seven interceptions during the 1980 campaign ... fifth-round draftee of the New England Patriots.

### DANNY MILLER (K, 1981)

First-team All-America by *The Football News* and the Mizlou Sports Network ... first-team All-South Independent ... kicked the longest field goal in UM history (57 yards) at Florida State on November 7, 1981 ... most remembered for his 55-yard field goal (2nd longest all-time) off the right upright to defeat Florida, 21-20, in 1981 ... 11th-round draftee of the Washington Redskins.

### LESTER WILLIAMS (DT, 1981)

First-team All-America honors by the Walter Camp Football Foundation, *Playboy*, Kodak, and Mizlou ... named first-team All-America and Lineman of the Year by *Parade* magazine ... holds the UM career record for most tackles by a defensive tackle (210) ... first-round draftee of the New England Patriots.

### JAY BROPHY (LB, 1983)

First-team All-America by *The Football News* ...

named first-team All-South Independent as a senior and junior ... led the Miami defense to its inaugural football national championship in 1983...tallied 308 total tackles in his UM career ... had 133 tackles in 1983, and 135 in '82 to lead the team ... second-round draftee of the Miami Dolphins.

### EDDIE BROWN (WR, 1984)

First-team All-American honors from The Associated Press and Kodak ... set a UM single-game receiving yardage record with 220 on 10 catches vs. Boston College in 1984 ... became the first Hurricanes receiver to surpass 1,000 yards in a season by catching 59 passes for 1,114 yards in 1984 ... ended his career with 1,754 yards (on 89 receptions) and 13 TDs, school records at the time ... first-round draftee of the Cincinnati Bengals.

### WILLIE SMITH (TE, 1985)

First-team All-America honors by Walter Camp, Kodak and The Associated Press and ranked as the most prolific pass receiver in Hurricanes history ... in two seasons, caught 114 passes, best ever by a Hurricanes tight end ... set reception records for a season (66, 1984) and a single game (12 vs. Maryland, 1984) ... 10th-round draftee of the Cleveland Browns.

### JEROME BROWN (DT, 1986)

Consensus first-team All-American ... finalist for the 1986 Outland Trophy and for the Lombardi Award ... finished UM career with 183 total stops, including 21 sacks, 19 tackles for loss, five fumbles caused and four fumble recoveries ... recorded four New Year's Day starting assignments: '84 Orange Bowl, '85 Fiesta Bowl, '86 Sugar Bowl and '87 Fiesta Bowl ... first-round selection by the Philadelphia Eagles.

### VINNY TESTAVERDE (QB, 1986)

Winner of the Heisman Trophy, the Maxwell Award, the Davey O'Brien Award, Walter Camp Player of the Year, Washington, D.C., Touchdown Club College Athlete of the Year ... consensus All-American in 1986 ... only the fourth player in UM football history to have his number (14) retired ... as a starter, led Miami to a 21-1 regular season mark ... ranks third in all-time passing yardage (6,058); tied for second in touchdown passes thrown (48) with Steve Walsh ...

## ALL-AMERICANS

most memorable performance was in Miami's 28-16 victory over top-ranked Oklahoma in the Orange Bowl in 1986, completing 75 percent of his passes (21 of 28) for 261 yards and four touchdowns ... first player chosen in the 1987 NFL draft by the Tampa Bay Buccaneers.

### **BENNIE BLADES (DB, 1986 & 1987)**

First-team All-American by The Associated Press, Kodak, United Press International, *Sporting News*, Walter Camp Foundation and the Football Writers Association of America as a senior in 1987 ... named to the AP and UPI first teams in 1986 ... as a senior, awarded the Jim Thorpe Award recognizing the nation's premier defensive back ... ended his career as UM's all-time leader for interceptions (19) and interception return yards (305) ... also set UM records for consecutive games with an interception (5); total tackles by a safety (286) and unassisted tackles by a safety (155) ... in 1986, led the nation in interceptions (.91 per game) ... first-round draftee of the Detroit Lions (third pick overall).

### **DANIEL STUBBS (DE, 1987)**

First-team All-American by The Associated Press, Kodak, United Press International, The Walter Camp Football Foundation and the Football Writers Association of America ... named one of three finalists for the 1987 Outland Trophy ... one of four finalists for the 1987 Lombardi Trophy ... UM's all-time sack leader with 39.5 career sacks ... recorded 267 total tackles and 25 tackles for loss as a Hurricane ... second-round draftee of the San Francisco 49ers.

### **CLEVELAND GARY (RB, 1988)**

First-team All-American by *The Football News* ... as a senior in 1988, was the Hurricanes' statistical leader in receptions (57 catches) and rushing (480 yards), while ranking second in receiving (655 yards) and scoring (66 points) ... his 57 receptions are most by a UM running back ... finished his UM career rushing for 650 yards on 142 carries and 12 TD's and caught 67 passes for 794 yards and six scores ... first-round draftee of the Los Angeles Rams.

### **BILL HAWKINS (DE, 1988)**

First-team All-America honors from ESPN, Kodak

and the Walter Camp Football Foundation, while earning second-team recognition by *The Football News* and The Associated Press... selected as one of 12 semifinalists for the 1988 Lombardi Award ... finished his career with 223 total tackles, 22 sacks and 18 tackles for loss ... first-round draftee of the Los Angeles Rams.

### **STEVE WALSH (QB, 1988)**

Named *The Football News* College Player of the Year as a junior ... selected first-team All-America by The Associated Press, ESPN and the Football Writers Association of America in his junior year ... finished fourth in the 1988 Heisman Trophy balloting and was named to the AP All-South Independent first team ... as a starter recorded a 23-1 overall record ... finished his UM career tied for first in touchdown passes (48) with Vinny Testaverde ... as a sophomore, in his first year as a starter, led UM to a 12-0 mark and a national championship (1987) ... a first-round draftee of the Dallas Cowboys (supplemental draft).

### **GREG MARK (DE, 1989)**

Named to the Associated Press and Kodak All-American teams anchoring the nation's top-ranked defensive line ... was one of 12 Lombardi Award semifinalists, while also being named the South Jersey and New Jersey College Football Player of the Year ... finished his Hurricane career with 253 tackles, 95 quarterback pressures and 34.5 total sacks ... third-round draftee of New York Giants.

### **MAURICE CRUM (LB, 1990)**

First-team All-American status by The Associated Press, Walter Camp Foundation and *The Football News* ... one of five finalists for the 1990 Butkus Award, saluting the nation's top linebacker ... led the team in tackles in 1988, 1989 and 1990 ... finished his UM career with 354 stops ... played on the Hurricanes baseball team for one-and-a-half seasons ... signed as a free agent with the Tampa Bay Buccaneers.

### **RUSSELL MARYLAND (DT, 1990)**

First UM player to win the coveted Outland Trophy as the nation's top interior lineman ... a consensus All-American, Maryland was recognized as a first-team choice by AP, UPI, Kodak, the Walter Camp Football

## ALL-AMERICANS

Foundation, *The Football News* and *Sporting News* as a senior ... UPI lineman of the year ... finished his Hurricanes career with 279 tackles, 25 tackles for loss and 20.5 sacks...an Iron Arrow recipient ... first player chosen in the 1991 NFL Draft by the Dallas Cowboys.

### CARLOS HUERTA (K, 1991)

Developed from a walk-on as a freshman in 1988 to being named consensus All-America (The Associated Press, Walter Camp Football Foundation, *The Football News*, *Sporting News*) and first-team All-BIG EAST as a senior in 1991 ... set an NCAA record by converting 157 consecutive PATs during his career as a four-year starter ... ranks among the NCAA's all-time scoring leaders with 397 career points, including 73 field goals ... set 12 school records and tied one...an Iron Arrow recipient ... 12th-round draftee of the San Diego Chargers.

### LEON SEARCY (OT, 1991)

First-team All-American by the Football Writers Association of America, and second-team All-American by *Sporting News*, *The Football News* and The Associated Press ... first-team All-BIG EAST ... started every game his last three seasons ... first-round pick (11th overall) of the Pittsburgh Steelers.

### DARRIN SMITH (LB, 1991 & 1992)

Named first-team UPI All-American as a senior ... became UM's first National Football Foundation and College Hall of Fame Scholar-Athlete recipient ... 1992 first-team All-BIG EAST and semi-finalist for the Butkus Award for the second straight year ... as a junior was named first-team All-American by *The Football News*, earned second-team honors by The Associated Press and was co-Defensive Player of the Year in the BIG EAST ... finished career as fourth-leading tackler in UM history ... had 18 tackles (10 solo) against FSU as a junior ... second-round draftee of the Dallas Cowboys.

### DARRYL WILLIAMS (FS, 1991)

First-team All-American by The Associated Press, Kodak, and the Walter Camp Football Foundation as a junior in 1991 ... named second-team All-American by *Sporting News* ... first-team All-BIG EAST ... led the secondary with 84 tackles (49 solo) in 1991 ... added

18 tackles (10 solo) against Florida State ... first-round draftee (28th overall) of the Cincinnati Bengals.

### KEVIN WILLIAMS (WR/KR, 1991)

First-team All-American and Kickoff Returner of the Year by *Sporting News* and Punt Returner of the Year by the Football Writers Association of America as a sophomore ... the BIG EAST Special Teams Player of the Year in 1991 and first-team All-BIG EAST ... had three consecutive games with punt returns for TDs, just one shy of the NCAA record ... totaled 217 return yards on seven attempts against Penn State, including a 91-yard punt return for a TD, the longest in Miami history ... had 1,183 all-purpose yards in 1991 ... netted 560 yards on 36 punt returns, a 15.6 yard average (fourth best in the NCAA) ... second-round draft choice of the Dallas Cowboys in 1992.

### MICHEAL BARROW (LB, 1992)

First-team All-American by the Walter Camp Football Foundation and *The Football News* ... a unanimous selection as the BIG EAST Defensive Player of the Year ... runner-up for the Butkus Award, given annually to the nation's best linebacker ... finished seventh in 1992 Heisman Trophy voting with 64 points ... led the team with 136 tackles (80 solo) as a senior ... finished career as the third-leading tackler in Miami history ... second-round draftee of the Houston Oilers.

### RYAN McNEIL (DB, 1992)

First-team All-American by Kodak, Walter Camp and *The Football News* ... named All-BIG EAST by the coaches two consecutive years ... semi-finalist for the Jim Thorpe Award, given to the nation's best defensive back ... second-round draftee of the Detroit Lions.

### GINO TORRETTA (QB, 1992)

Second UM player to win the Heisman Trophy ... most honored player in school history ... Walter Camp Player of the Year ... earned The Associated Press, Kodak, Walter Camp and *Football News* All-America status ... won the Johnny Unitas Golden Arm Award, the Maxwell Trophy and the Davey O'Brien Award ... unanimous selection as IG EAST Offensive Player of the Year in 1991 and 1992 ... NCAA Today's Top Six Award winner, Hitachi/CFA Scholar Athlete

## ALL-AMERICANS

Award winner, Toyota Leadership Award winner and Chevrolet Offensive Player of the Year ... finished career with 11 records, including career attempts (991), completions (555), yards (7,690), total offense (7,772), longest pass and longest pass for a TD (99 yards to Horace Copeland, also an NCAA record), and most passing yards in a game (485 vs. San Diego St.) ... seventh-round draftee of the Minnesota Vikings.

### KEVIN PATRICK (DE, 1993)

First-team All-American by both The Associated Press and Kodak ... named BIG EAST Defensive Player of the Year as a senior and was a first-team All-BIG EAST selection in both his junior and senior years ... started 19 consecutive regular-season games and totaled 30 career starts ... recorded 23 career sacks for 175 yards ... led Miami his final year in both sacks (10 for a loss of 70 yards) and tackles for loss (11 for a loss of 21 yards) ... signed as a free agent by the Los Angeles Rams.

### C.J. RICHARDSON (S, 1994)

First-team All-American by The Associated Press and first-team All-BIG EAST Conference ... a semifinalist for the Jim Thorpe Award ... leader of the UM defensive backs that ranked No. 1 in the NCAA for pass defense ... finished the season with 85 total tackles, including 48 solo ... seventh-round draft pick of the Houston Oilers.

### WARREN SAPP (DT, 1994)

Consensus All-American and first UM player to win the Lombardi Award, given annually to the nation's top lineman, and the Bronko Nagurski Trophy, given to the nation's top defensive player ... one of six finalists invited to the Downtown Athletic Club for the Heisman Trophy presentation ... named Defensive Player of the Year by ABC Sports, *Sports Illustrated*, Football Writers Association of America, *Football News*, Touchdown Club of Atlanta, Touchdown Club of Columbus and the Big East ... had 84 tackles his junior year and led the Canes in sacks (10.5), tackles for loss (9), fumbles caused (4), fumble recoveries (3), and QB pressures (25) ... first-round draft pick of the Tampa Bay Buccaneers (12th overall).

### RAY LEWIS (LB, 1995)

First-team All-American by The Associated Press ...

one of three finalists for the Butkus Award, given annually to the nation's top linebacker, and came within one vote of tying Illinois senior Kevin Hardy for the trophy ... unanimous selection first-team All-BIG EAST... three-year starter at UM ... led the defense in tackles as a sophomore and junior, setting consecutive records for solo tackles by a MLB with 91 in 1994 and 95 in 1995 ... total tackle numbers of 152 in 1994 and 160 in 1995 rank fourth and second in the UM annals for tackles in a season at all positions ... first-round draft pick of the Baltimore Ravens (26th overall).

### K.C. JONES (C, 1996)

Associated Press first-team All-American ... three-time first-team All-BIG EAST selection ... a semifinalist for the Lombardi Award, presented annually to the nation's top offensive or defensive lineman or linebacker ... Outland Trophy semifinalist, given to the nation's best interior lineman ... four-year starter at center ... started 41 games during career ... signed as a free agent with the Denver Broncos.

### RICHARD MERCIER (OG, 1999)

First-team All-American by *Sporting News* ... a two-time All-BIG EAST first-team selection ... team leader in pancake blocks during both his junior and senior campaigns ... tied Mike Sullivan for the UM record in career starts (48) ... played every down for Miami over his final two seasons ... invited to play in the Senior Bowl, Hula Bowl, East-West Shrine Game and the Florida Citrus All-Star Gridiron Classic ... a fifth-round draft choice of the Baltimore Ravens.

### DANIEL "BUBBA" FRANKS (TE, 1999)

First-team All-American by both *The Football News* and *Sporting News* ... two-time first-team All-BIG EAST selection ... recorded 77 career receptions for 1,038 yards and 12 touchdowns ... started 30 of his 34 career games at UM ... also voted Associated Press second-team All-American ... first-round draft pick of the Green Bay Packers (14th overall).

### DAN MORGAN (LB, 2000)

First player in college football history to win the Butkus Award (top linebacker), Nagurski Award (college defensive player of the year) and the Bednarik Award (top defensive player) in the same





## ALL-AMERICANS

season ... named a first-team All-American by every national service, including The Associated Press, Football Writers Association, *The Football News*, *Sporting News*, Walter Camp, and the National Football Foundation ... a unanimous selection for BIG EAST Defensive Player of the Year ... a three-time first-team All-BIG EAST selection ... set a Miami record for tackles in a career with 532 (also a BIG EAST career mark) ... a first-round (11th pick) selection of the NFL's Carolina Panthers in the 2001 Draft.

### SANTANA MOSS (WR/PR, 2000)

First-team All-American as a senior ... finished seventh in the Heisman Trophy voting in 2000, receiving three first-place votes ... the 2000 BIG EAST Offensive and Special Teams Player of the Year (the only player in league history to win both awards in the same year) ... set Miami school records for receiving yards (2,546), all-purpose yards (4,402), punt return yards (1,196), and punt return touchdowns (6) ... returned four punts for touchdowns during the 2000 season ... a unanimous first-team All-BIG EAST selection in 2000 ... a semifinalist for the Biletnikoff Award (top receiver) in 2000 ... first-round (16th pick) selection by the New York Jets in the 2001 NFL Draft.

### JOAQUIN GONZALEZ (OT, 2000 & 2001)

First-team All-American by the Football Writers Association of America in 2000 and 2001 and *CNN*.com in 2001 ... earned second-team All-America by *College Football News* in 2000 and 2001 and ABC Sports in 2001 ... earned District 3 Academic All-America recognition as a junior ... winner of the 2001 Draddy Award, the "Academic Heisman" by the National Football Foundation, the highest honor bestowed a football scholar-athlete ... two-time first-team All-BIG EAST selection in 2000-2001 ... only offensive lineman in BIG EAST history to earn the Rookie of the Year Award (1998) ... walk-on who attended UM on an academic scholarship before earning a football grant-in-aid.

### BRYANT MCKINNIE (OT, 2000 & 2001)

2001 Outland Trophy winner as college football's outstanding interior lineman ... named a first-team All-American by *The Football News* in 2000 and a consensus first-team All-American by every national

service in 2001 including The Associated Press, Football Writers Association, *The Football News*, *Sporting News*, Walter Camp and the National Football Foundation ... the 2001 National Player of the Year by *CNN*.com ... the 2001 College Football Offensive Player of the Year by Football News ... did not allow a quarterback sack during his entire UM career ... a two-time unanimous first-team All-BIG EAST selection at left tackle ... Minnesota Vikings first-round pick.

### ED REED (SS, 2000 & 2001)

Consensus first-team All-America selection in 2000 and 2001 ... first-team All-American by the Football Writers Association, The Associated Press, *Football News*, *Sporting News* and the American Football Coaches both years ... consensus first-team All-BIG EAST in 2000 and 2001 ... set UM career records for interceptions (21) and interception return yards (389) ... nine interceptions in 2001 (second-best total in UM history) ... eight interceptions (third-best single-season total) ... key factor in a defense that recorded a record 45 takeaways during the 2001 national title season ... also excelled in track and field, winning the javelin at the 1999 All-BIG EAST Outdoor Track & Field Championships ... Baltimore Ravens first-round pick.

### PHILLIP BUCHANON (CB/PR, 2001)

First team All-American as a punt return specialist by ABC Sports in 2001 ... named the BIG EAST Special Teams Player of the Year in 2001 ... unanimous first-team All-BIG EAST selection in 2001 ... led the BIG EAST and ranked sixth nationally in punt returns with an average of 14.9 yards per return...returned punts for 464 yards on 15 attempts in 2001, the fourth-best single-season average in UM history ... one of three finalists for the Mosi Tatupu Award, presented to college football's finest Special Teams performer.

### JEREMY SHOCKEY (TE, 2001)

First team All-American by *CNN*.com in 2001 ... one of three finalists for the 2001 John Mackey Award for the nation's finest tight end ... unanimous first team All-BIG EAST selection in 2001 ... two-time first team All-BIG EAST pick ... led UM in catches in 2001 with 40 for 519 yards (13.0 avg.) and seven TDs ... finished his career with 61 catches for 815 yards and

## ALL-AMERICANS

10 TDs ... ranks among UM's most productive tight ends ever in catches (sixth), receiving yards (sixth) and touchdowns (tied for second) ... first-round draft choice of the New York Giants.

### TODD SIEVERS (PK, 2001)

First team All-American by *CNN* in 2001 ... second-team All-American by *Sporting News*, ABC Sports in 2001 ... first team All-BIG EAST selection in 2001 ... led the nation and the Big East in field goals made per game (1.9 avg.) in 2001 ... kicked four field goals in a game three times in 2001, the last in a close win over Virginia Tech to clinch a Rose Bowl berth ... ranked fourth in the nation in scoring with 119 points ... set a UM single-season scoring record for overall points and kicking points in 2001 ... tied the school record for field goals made in a season with 21 ... was 21-of-26 (80.8 percent) on field goals in 2001 ... fourth in voting for the Lou Groza Award in 2001.

### KEN DORSEY (QB, 2002)

First-team All-American by American Football Coaches Association and Walter Camp Football Foundation ... two-time Heisman Trophy finalist (third in 2001, fifth in 2002) ... BIG EAST Offensive Player of the Year in 2001, and 2002 ... three-time first-team All-BIG EAST selection (2000-2002) ... led UM on a 34-game winning streak, to the 2001 national championship and to the brink of the 2002 national title ... finalist for the Johnny Unitas Award and the Davey O'Brien Award in 2002 ... 2001 Maxwell Award winner ... MVP of 2001 Sugar Bowl and 2002 Rose Bowl ... winningest quarterback in UM history (38-2, a record) ... set eight UM career records, including total offense, passing yards, passing TDs, completions and attempts ... completed 222-of-393 passes for 3,369 yards and 28 touchdowns with 12 interceptions in 2002.

### JEROME McDUGLE (DE, 2002)

First-team All-American by the American Football Coaches Association (AFCA) ... a Hendricks Award Finalist in 2002 ... a Lombardi Award semifinalist in 2002 ... a two-time first-team All-BIG EAST selection (2001-2002) ... made 55 tackles (31 solos) with 16 tackles for losses along with seven sacks in 2002 ... credited with 26 quarterback hurries in 2002 ... had

a whopping 74 hurries over his two seasons at UM ... first-round draft choice of the Philadelphia Eagles in 2003.

### WILLIS McGAHEE (RB, 2002)

Consensus first-team All-American in 2002 by AP, American Football Coaches Association, Football Writers Association, *CNN*, Walter Camp and *Sporting News* ... Heisman Trophy Finalist (fourth) ... 2002 BIG EAST Co-Offensive Player of the Year ... unanimous first-team All-BIG EAST ... finalist for the Doak Walker Award and Walter Camp Player of the Year Award ... rushed for 1,753 yards on 282 carries (6.2 avg.) and scored 28 TDs in his only season as a starter ... accumulated 2,108 all-purpose yards ... averaged 134.8 yards rushing per game ... rushed for 100 yards a UM-record 10 times and rushed for more than 200 yards twice in 2002 ... one of only five players in college football history to rush for 1,500-plus yards and score 25-plus touchdowns in a season ... set eight UM single-season records.

### BRETT ROMBERG (C, 2002)

Consensus first-team All-American in 2002 by The Associated Press, American Football Coaches Association, Football Writers Association, *CNN*, Walter Camp and *Sporting News* ... winner of the Rimington Award as college football's finest center ... did not allow a quarterback sack in his college career ... Outland Trophy Finalist ... Two-time first-team All-BIG EAST by the coaches (2001-2002) ... credited with 33 pancake blocks and 18 "metrorails" in 2002 ... started 37 consecutive games at center ... UM went 35-2 with Romberg at center and averaged 464 yards per game with Romberg starting.

### SEAN TAYLOR (FS, 2003)

Consensus first-team All-American as a junior in 2003 by The Associated Press, American Football Coaches Association, Football Writers Association, *CNN*, Walter Camp and *Sporting News* ... finalist for the Jim Thorpe Award ... 2003 BIG EAST Defensive Player of the Year ... unanimous first-team All-BIG EAST selection by the coaches ... tied the single-season record for interceptions (10) in 2003 and returned them 184 yards (second most in UM history) ... intercepted a total of 14 passes in his career ...

## ALL-AMERICANS

ranks fifth on the UM career list for interceptions (14), second for career interception return yards (306), second for interceptions returned for touchdowns (3) ... first-round draft choice of the Washington Redskins in 2004.

### KELLEN WINSLOW (TE, 2003)

Consensus first-team All-American as a junior in 2003 by The Associated Press, American Football Coaches Association, Football Writers Association, *CNN.com*, Walter Camp and *Sporting News* ... winner of the 2003 John Mackey Award as college football's best tight end ... a semi-finalist for the Lombardi Award (top down lineman) and Biletnikoff Award (top receiver) in 2003 ... unanimous first-team All-BIG EAST Conference selection ... led the team in receptions in 2003 with 60, the second-most in a single season by a tight end ... finished his career with 119 catches (fifth in UM history), the most ever by a tight end at UM ... first-round draft choice of the Cleveland Browns in 2004.

### ANTREL ROLLE (CB, 2004)

Consensus first-team All-American as a senior in 2004 by Associated Press, American Football Coaches Association, Football Writers Association, Walter Camp, Cingular/ABC Sports, *Sports Illustrated* and *Sporting News* ... Finalist for the Jim Thorpe Award (best defensive back) and a semifinalist for the Bednarik Award (best defensive player) ... first-team All-ACC ... as a senior, made 71 tackles (38 solo), eight tackles for loss ... finished his career with 192 tackles and nine takeaways ... first round pick of the Arizona Cardinals in the 2005 NFL draft.

### DEVIN HESTER (KR, 2004)

All-American as a kick returner by Walter Camp, Football Writers Association and *Sporting News* as a sophomore ... in 2004, returned four kicks for touchdowns, three punts and one kickoff and returned 19 punts for 326 yards, a 17.2-yard average that ranked fifth in the country ... took back 15 kickoffs for 389 yards, a 25.9 average that ranked ninth nationally ... played as the nickelback on defense and led the team with four interceptions ... scored six touchdowns for the year ... named first-team All-ACC as a kick returner.

### ERIC WINSTON (OT, 2005)

ACC's Jacobs Trophy winner as the best blocker in the conference in 2005, as voted by the coaches ... first-team All-ACC ... selected first-team All-America by Walter Camp, American Football Coaches Association, *Sports Illustrated* and *Rivals.com* and named second-team All-America by The Associated Press ... semifinalist for the Lombardi Award ... as a senior in 2005, graded highest among UM's offensive linemen, with 23 pancake blocks and 44 "metrorails" ... allowed only two half-sacks all season.

### BRANDON MERIWEATHER (S, 2005)

First-team All-American by Football Writers of America and ABC Sports/Cingular ... Named second-team All-ACC by conference sportswriters ... semifinalist for the Jim Thorpe Award, presented to the nation's best defensive back ... as a junior in 2005, led the team with 115 tackles, including 13 for loss, seven pass breakups and three interceptions ... made nine or more tackles in six games ... drafted in the first round of the 2007 NFL Draft by the New England Patriots.

### KELLY JENNINGS (CB, 2005)

First-team All-America by *Sports Illustrated* and second-team All-America by The Associated Press in 2005 ... All-ACC choice who was third in the country and first in the conference with 16 pass breakups in 2005 ... also tied for the team lead with three interceptions ... three-year starter who finished his career with 41 starts in 49 games ... Had 126 tackles, 1.5 sacks, two forced fumbles and six interceptions ... drafted in the first round of the 2006 NFL Draft by the Seattle Seahawks

## RING OF HONOR

### RUSSELL MARYLAND

2014 INDUCTEE

#### DEFENSIVE TACKLE, 1987-90

Maryland played with the Hurricanes from 1987-90 and helped guide Miami to the 1987 national championship ... First UM player to win the coveted Outland Trophy as the nation's top interior lineman ... a consensus All-American, Maryland was recognized as a first-team choice by AP, UPI, Kodak, the Walter Camp Football Foundation, *The Football News* and *Sporting News* as a senior ... UPI lineman of the year ... finished his Hurricanes career with 279 tackles, 25 tackles for loss and 20.5 sacks...an Iron Arrow recipient ... first player chosen in the 1991 NFL Draft by the Dallas Cowboys.

### JEROME BROWN

2014 INDUCTEE

#### DEFENSIVE TACKLE, 1983-86

Consensus first-team All-American ... finalist for the 1986 Outland Trophy and for the Lombardi Award ... finished UM career with 183 total stops, including 21 sacks, 19 tackles for loss, five fumbles caused and four fumble recoveries ... recorded four New Year's Day starting assignments: '84 Orange Bowl, '85 Fiesta Bowl, '86 Sugar Bowl and '87 Fiesta Bowl ... first-round selection by the Philadelphia Eagles.

### BENNIE BLADES

2009 INDUCTEE

#### DEFENSIVE BACK, 1985-87

Blades played defensive back for the Hurricanes from 1985 through 1987 ... As a junior selected first-team All-American in 1986 by the Associated Press and United Press International after he lead the nation in interceptions with 10 ... The following season, Blades helped the Hurricanes win the national championship and was selected first-team All-American by The Associated Press, Kodak, United Press International, *Sporting News*, The Walter Camp Foundation and the Football Writers Association of America ... Won the Jim Thorpe Award in 1987, awarded to the nation's top defensive back ... Set school records for interceptions in a career (19), interception return yards (305), consecutive games with an interception (5), total tackles by a safety (286) and assisted tackles by a safety (155) ... Picked third overall by the Detroit Lions in 1988 ... Played 10 NFL seasons and finished his professional career with 14 interceptions and one touchdown ... In 2006, Blades was inducted into the College Football Hall of Fame.

### EDDIE DUNN

2009 INDUCTEE

#### RUNNING BACK, 1935-39

Dunn played running back for UM from 1935-39 ... In 1938, played in the historic Miami-Florida game, scoring all three touchdowns in a 19-7 Miami win in the two teams' first ever meeting on the gridiron ... Set several game, single-season and career records for rushing, scoring, and punt returns ... Served as the head football coach from 1943-44 and head baseball coach from 1947-54 ... He had a stint as athletic director during World War II ... Was a member of the Board of Trustees from 1964-80, helped find the forerunner of the Hurricane Club, chaired the Board of Trustees Athletic Advisory Committee and served as the president of the UM Alumni Association ... Dunn is also credited with designing the first UM baseball field.

### STEVE WALSH

2009 INDUCTEE

#### QUARTERBACK, 1985-88

Walsh played quarterback for Miami during the late 80s, leading the Canes to an undefeated regular season and national championship in 1987 ... The following season, Walsh was selected first-team All-American by The Associated Press, ESPN, and the Football Writers Association of America after passing for over 3,100 yards and 29 touchdowns ... As a starter, Walsh went 23-1 for the Hurricanes and finished his career tied with Vinny Testaverde for the most touchdown passes in school history (48) ... He was selected by the Dallas Cowboys in the first round of the 1989 supplemental draft and played 11 seasons in the NFL for six different franchises.

### EDGERRIN JAMES

2008 INDUCTEE

#### RUNNING BACK, 1996-98

Edgerrin James played running back at UM from 1996-1998 ... Cousin of former UM running back Javarrius James, he was named first team All-American in 1998 before he was taken in the first round of the 1999 NFL Draft by the Indianapolis Colts ... James was selected to the NFL Pro Bowl on four occasions and twice led the NFL in rushing ... In nine full NFL seasons, James has seven 1,000-yard years, including a career-high 1,709 in 2000 with the Colts ... For his UM career, James finished with 2,960 yards on the ground, the second-highest total in school history behind fellow Ring of Honor member Ottis Anderson.

## RING OF HONOR

### JIM KELLY

2008 INDUCTEE

#### QUARTERBACK, 1979-82

Jim Kelly was a star quarterback at UM from 1979-82 and was inducted into the UM Sports Hall of Fame in 1992 ... Kelly, who was a Heisman Trophy candidate at UM before separating his shoulder his senior season, went on to enjoy a stellar pro football career that led to his induction into the Pro Football Hall of Fame in 2002 ... After a short stint in the USFL after college, Kelly was drafted in the first round of the 1983 NFL Draft by the Buffalo Bills and would go on to be selected to the NFL Pro Bowl on five occasions ... He holds nearly every Bills' career passing record, including attempts (4,779), completions (2,874), yards (35,467) and passer rating (60.14%).

### CORTEZ KENNEDY

2008 INDUCTEE

#### DEFENSIVE TACKLE, 1988-89

Cortez Kennedy played defensive tackle for the Hurricanes from 1988-89 before being chosen in the first round of the 1990 NFL Draft by the Seattle Seahawks ... Kennedy played exclusively for the Seahawks at the professional level and was named the NFL's Defensive Player of the Year in 1992 ... He was selected to the NFL Pro Bowl on eight occasions and was named First Team All-Pro three times before retiring from the league in 2000 ... Kennedy finished his professional career with 167 games played, 568 tackles, 58 sacks and 11 forced fumbles ... In 1994, Kennedy was inducted in the UM Sports Hall of Fame and in 2012, he was enshrined into the Pro Football Hall of Fame.

### JIM OTTO

2008 INDUCTEE

#### CENTER, 1957-59

Jim Otto played center for the Hurricanes from 1957-59 and was inducted into the UM Sports Hall of Fame in 1972 and the Pro Football Hall of Fame in 1980 ... A 12-time Pro Bowl selection from 1961-72, Otto was taken in the first round of the 1960 AFL Draft by the Oakland Raiders, a team he spent his entire career with until his retirement in 1974 ... He was one of only three players who saw action in each of his team's 140 regular season games over the AFL's 10-year history ... Otto played in six AFL/AFC title games, Super Bowl II and was named All-Pro 13 straight seasons from 1960-72.

### GINO TORRETTA

2008 INDUCTEE

#### QUARTERBACK, 1989-92

Gino Torretta played quarterback for UM from 1989-92 and was inducted into the UM Sports Hall of Fame in 2003 and the College Football Hall of Fame in 2008 ... As a senior, Torretta joined fellow UM quarterback Vinny Testaverde in elite company when he was awarded the 1992 Heisman Trophy ... That season, Torretta threw for 3,060 yards and 19 touchdowns while completing 57 percent of his passes ... In addition to winning the Heisman Trophy in 1992, Torretta also won the Maxwell Award, the O'Brien Award, the Unitas Award and the Walter Camp Player of the Year Award ... Torretta played in the NFL for six different clubs, retiring in 1997.

### OTTIS ANDERSON

1999 INDUCTEE

#### RUNNING BACK, 1975-78

Ottis Anderson became the first player in Miami history to rush for more than 1,000 yards in a season (1978) ... Anderson is the Hurricanes' all-time career rushing leader (3,331) and in 1978, he posted the third-highest single-season rushing total in school history with 1,266 yards on the ground ... He was a first-round pick of the St. Louis Cardinals in the 1979 NFL Draft and was selected to the Pro Bowl his first two pro seasons (1979 and 1980) ... He spent his 14-year NFL career with the Cardinals and the New York Giants, recording 10,273 career rushing yards and 86 total touchdowns ... He joined the UM Sports Hall of Fame in 1990.

### DON BOSSELER

1999 INDUCTEE

#### FULLBACK, 1953-56

Don Bosseler played fullback at UM from 1953-56 and was inducted into the UM Sports Hall of Fame in 1970 ... He finished his career with 1,642 rushing yards, which at the time ranked second all-time in school history ... Bosseler was an All-American at UM in 1956 and a first-round draft pick of the Washington Redskins in 1957 ... He played all eight seasons of his professional career with the Redskins, rushing for 3,112 yards and scoring 22 touchdowns from 1957-1964 ... He was a Pro Bowl selection in 1959 and in 1990, was inducted into the National Football Foundation Hall of Fame.



## RING OF HONOR

### **BERNIE KOSAR** **QUARTERBACK, 1982-84**

Bernie Kosar was instrumental in the University of Miami becoming known as “Quarterback U” ... As a freshman, Kosar guided the Hurricanes to their first of five National Championships in 1983 ... In 1985, he was chosen in the first round of the NFL Draft by the Cleveland Browns, a team he spent nine seasons with ... He finished his 12-year professional career with 23,301 yards passing and 124 touchdowns ... In 1993, Kosar was a member of the Super Bowl XXVIII champion Dallas Cowboys ... He holds a number of single-season records at UM, including pass attempts (416), pass completions (262) and passing yards (3,642) ... In 1995, Kosar was inducted into the UM Sports Hall of Fame and in 1998, he joined the GTE/CoSIDA Academic All-America Hall of Fame.

**1999 INDUCTEE**

in the 1952 Orange Bowl ... He joined the UM Sports Hall of Fame in 1972.

### **GEORGE MIRA** **QUARTERBACK, 1961-63**

George Mira Sr. was a two-time All-American at Miami in 1962 and 1963 ... He led the Canes to a pair of bowl games and set nearly every passing record at Miami at the time ... One of only four players to have their jersey retired at UM, Mira threw for 348 yards during a snow storm against Nebraska in Yankee Stadium's 1962 Gotham Bowl ... He also finished fifth in the 1962 Heisman Trophy balloting and was selected in the second round of the 1964 NFL Draft by the San Francisco 49ers ... Mira, who was inducted into the UM Sports Hall of Fame in 1973, played seven years in the NFL with the 49ers, Eagles and Dolphins.

**1997 INDUCTEE**

### **BURGESS OWENS** **DEFENSIVE BACK, 1970-72**

Burgess Owens patrolled the Miami secondary from 1970-72, earning All-American honors in 1972 ... Owens finished his UM career with 160 tackles, eight interceptions and three fumble recoveries ... He was named the Most Valuable Player of the 1973 Senior Bowl and went on to be a first-round draft pick of the New York Jets in 1973 ... Owens, who joined the UM Sports Hall of Fame in 1982, played 10 years at the professional level and was a starting safety on the Oakland Raiders' Super Bowl XV title team ... For his career, he recorded 30 interceptions, including a career-high six in 1979.

**1999 INDUCTEE**

### **TED HENDRICKS** **DEFENSIVE END, 1966-68**

Ted Hendricks was one of the most feared pass rushers in college football during his time ... UM's only three-time All-American (1966, '67 & '68), Hendricks finished his Hurricane career as the leading all-time tackler and was voted fifth in the 1968 Heisman Trophy balloting ... In his three seasons at UM, Hendricks recorded 318 tackles and had two interceptions and 12 fumble recoveries ... Hendricks was Miami's second inductee into the Pro Football Hall of Fame, joining fellow Ring of Honor member Jim Otto (1980) in 1990 ... He was selected in the second round of the 1969 NFL Draft by the Baltimore Colts ... Hendricks, who was inducted into the UM Sports Hall of Fame in 1980, is one of four UM players all-time to have their jersey retired.

**1997 INDUCTEE**

### **JIM DOOLEY** **HALFBACK, 1949-51**

Jim Dooley started on both sides of the football as a junior and senior at Miami ... An All-American in 1951 and first player to have his jersey retired at UM, Dooley ranks third in school history with 17 career interceptions ... A first round draft pick of the Chicago Bears in 1952, Dooley recorded 3,172 yards receiving in eight seasons with the Bears ... After his playing career ended in 1961, Dooley went in to coaching and served as head coach of the Bears from 1968-71 ... He finished his UM career with 1,029 yards rushing and 250 yards receiving and still holds a UM bowl record with a four-interception performance against Clemson

**1997 INDUCTEE**

### **VINNY TESTAVERDE** **QUARTERBACK, 1982-86**

Vinny Testaverde rewrote nearly every Miami passing and total offense record en route to winning the University of Miami's first Heisman Trophy in 1986 ... He played in only one losing regular-season game and was a consensus All-American selection in 1986 ... He completed 413 of 674 career passing attempts for 6,058 yards and 48 touchdowns in two years as the Miami starting quarterback ... He led the Hurricanes to back-to-back New Year's Day Bowl games at the

**1997 INDUCTEE**



## RETIRED JERSEYS

Sugar and Fiesta Bowls in 1985 and 1986 respectively ... Testaverde, who was inducted into the UM Sports Hall of Fame in 1998, is one of four Hurricanes to have their jersey retired, along with George Mira, Jim Dooley and Ted Hendricks ... Taken as the No. 1 overall pick by the Tampa Bay Buccaneers in the 1987 NFL Draft, Testaverde posted a stellar 21-year pro career with seven different NFL teams ... For his pro career, Testaverde played in 233 games and passed for 46,233 yards and 275 touchdowns.

### #14 VINNY TESTAVERDE, QB, 1982-86

YEAR	GP/GS	A-C-I	PCT	YDS	TD	LG
1982	2/0	12-5-0	41.7	79	1	25
1983 — redshirt season						
1984	6/0	34-17-1	50.0	184	0	19
1985	11/11	352-216-15	61.4	3,238	21	88
1986	10/10	276-175-9	63.4	2,557	26	56
<b>Totals</b>	<b>29/21</b>	<b>674-413-25</b>	<b>61.3</b>	<b>6,058</b>	<b>48</b>	<b>88</b>

Career passing efficiency: 152.80

## RETIRED JERSEYS

### 1997 INDUCTEES

The first four inductees into the University of Miami Football Ring of Honor — quarterback George Mira (1961-63), halfback Jim Dooley (1949-51), defensive end Ted Hendricks (1966-68) and quarterback Vinny Testaverde (1982-86) — were recognized on November 1, 1997, during halftime of the Miami vs. Arkansas State game. In addition to their names adorning the facade of the Orange Bowl, these four former Hurricanes had their jerseys retired at the ceremony. They are the only football jersey numbers retired by the University of Miami.

### #10 GEORGE MIRA, QB, 1961-63

YEAR	PASSING						RUSHING					
	GP/GS	A-C-I	PCT	YDS	TD	LG	ATT	YDS	AVG	TD	LG	
1961	9/8	151-74-6	49.0	906	8	44	66	173	2.7	3	21	
1962	10/10	260-122-16	46.9	1,572	10	39	73	166	2.3	3	36	
1963	10/10	334-172-14	51.5	2,155	10	47	59	163	2.8	2	37	
<b>Totals</b>	<b>29/28</b>	<b>745-368-36</b>	<b>49.4</b>	<b>4,633</b>	<b>28</b>	<b>47</b>	<b>198</b>	<b>502</b>	<b>2.5</b>	<b>8</b>	<b>37</b>	

Career passing efficiency: 104.37

### #42 JIM DOOLEY, HB, 1949-51

YEAR	RUSHING						RECEIVING				DEFENSE	
	ATT	YDS	AVG	TD	LG	NO	YDS	AVG	TD	LG	INT	
1949	13	68	5.2	1	—	3	53	17.7	1	—	2-68	
1950	98	530	5.4	2	36	10	127	12.7	0	—	5-5	
1951	89	431	4.9	2	43	5	70	14.2	1	18	10-76	
<b>Totals</b>	<b>200</b>	<b>1,029</b>	<b>5.1</b>	<b>5</b>	<b>43</b>	<b>18</b>	<b>250</b>	<b>13.9</b>	<b>2</b>	<b>—</b>	<b>17-149</b>	

### #89 TED HENDRICKS, DE, 1966-68

YEAR	GP/GS	TT	UT	AT	FR	INT
1966	10/10	100	66	34	3	0-0
1967	10/10	127	83	44	4	1-15
1968	10/10	91	69	22	5	1-1
<b>Totals</b>	<b>30/30</b>	<b>318</b>	<b>218</b>	<b>100</b>	<b>12</b>	<b>2-16</b>

# JACK HARDING MVP AWARD

## HISTORY OF THE AWARD

- Each season the players and coaches of the University of Miami football team select a most valuable player, to be awarded the Jack Harding MVP Award at the annual football banquet.
- Presented since 1964, this honor is the highest performance-based award a Hurricanes player can attain from his teammates. The award is named for former UM head coach and athletic director Jack Harding, who coached the Hurricanes' football team from 1937-42 and 1945-47. Harding relinquished his coaching duties after the 1947 season and took over as athletic director, a post he held until his death in 1963.
- As football coach, Harding oversaw the program's rise into a major program. His 1938 team was his best, traveling to Gainesville and handing Florida an upset loss in the first meeting between the schools. His teams posted major intersectional wins over Michigan State, Auburn, NC State, Clemson and Florida that put Miami football "on the map."
- A graduate of the University of Pittsburgh, Harding was an accomplished athlete in his own right, lettering in football for legendary coaches Glenn "Pop" Warner and Jock Sutherland, in addition to earning varsity letters in baseball and basketball.

## AWARD RECIPIENTS

<b>1963</b>	George Mira Sr., QB
<b>1964</b>	Robert J. Brown, T
<b>1965</b>	Ed Weisacosky, DE
<b>1966</b>	Tom Beier, DB
<b>1967</b>	Jimmy Cox, SE
<b>1968</b>	Ted Hendricks, DE
<b>1969</b>	Dick Sorensen, LB
<b>1970</b>	Tom Turchetta, G
<b>1971</b>	Mike Riley, LB
<b>1972</b>	Chuck Foreman, RB/FL
<b>1973</b>	Tony Cristiani, MG
<b>1974</b>	Rich Griffiths, LB
<b>1975</b>	Steadman Scavella, DE
<b>1976</b>	Eddie Edwards, DT
<b>1977</b>	Don Smith, DT
<b>1978</b>	Ottis Anderson, FB
<b>1979</b>	Gene Coleman, DB

<b>1980</b>	Mike Goedecker, DE
<b>1981</b>	Jim Kelly, QB
<b>1982</b>	Jay Brophy, LB
<b>1983</b>	Glenn Dennison, TE
<b>1984</b>	Bernie Kosar, QB
<b>1985</b>	Vinny Testaverde, QB
<b>1986</b>	Vinny Testaverde, QB
<b>1987</b>	Steve Walsh, QB
<b>1988</b>	Steve Walsh, QB
<b>1989</b>	Cortez Kennedy, DT
<b>1990</b>	Russell Maryland, DT
<b>1991</b>	Carlos Huerta, PK
<b>1992</b>	Micheal Barrow, LB
	Gino Torretta, QB
<b>1993</b>	Kevin Patrick, DE
<b>1994</b>	Warren Sapp, DT
<b>1995</b>	Ray Lewis, MLB
<b>1996</b>	Tremain Mack, S
<b>1997</b>	Edgerrin James, RB
<b>1998</b>	Scott Covington, QB
<b>1999</b>	Daniel "Bubba" Franks, TE
<b>2000</b>	Dan Morgan, LB
	Santana Moss, WR/RET
<b>2001</b>	Ken Dorsey, QB
	Edward Reed, S
<b>2002</b>	Ken Dorsey, QB
<b>2003</b>	Sean Taylor, S
<b>2004</b>	Brock Berlin, QB
<b>2005</b>	Eric Winston, OT
<b>2006</b>	Calais Campbell, DE
<b>2007</b>	Darnell Jenkins, WR
<b>2008</b>	Matt Boshier, P/K
<b>2009</b>	Jason Fox, OT
	Darryl Sharpton, LB
<b>2010</b>	Leonard Hankerson, WR
	Sean Spence, LB
<b>2011</b>	Senior Class
<b>2012</b>	Mike James, RB
<b>2013</b>	Allen Hurns, WR
<b>2014</b>	Duke Johnson, RB
<b>2015</b>	Brad Kaaya, QB



# NATIONAL AWARD WINNERS

## VINNY TESTAVERDE

- 1986 HEISMAN TROPHY WINNER
- 1986 MAXWELL AWARD WINNER
- 1986 DAVEY O'BRIEN AWARD WINNER

- Became the first Hurricane to capture the Heisman Trophy in 1986.
- Earned second-highest margin of victory in the Heisman Trophy history.
- Threw for 2,557 yards and 26 touchdowns with only nine interceptions while leading Miami to an undefeated regular season and the nation's No. 1 ranking entering the Fiesta Bowl.
- Was named winner of the Maxwell Award Winner (College Player of the Year), the Davey O'Brien Award (nation's best quarterback) and was named a consensus first-team All-American.
- Competed with what could arguably be called the deepest quarterbacking crew ever assembled on a college team. At one point in the fall of 1982, the Miami roster at quarterback included Testaverde, future NFL Hall of Famer Jim Kelly, and future NFL star Bernie Kosar, along with prep All-American Kyle Vanderwenne and future Miami head coach Mark Richt.
- Led the Hurricanes to a No. 2 national ranking and a Sugar Bowl berth in his first season as the starter, passing for 3,238 yards and completing 61.4 percent of his passes as the Hurricanes posted a 10-2 record.
- Led Miami to a 28-16 win over defending national champion Oklahoma by completing 21-of-28 passes for 261 yards and four touchdowns.
- Set new UM standards for passing greatness as he set school single-season records for completion percentage (63.4%) and passing efficiency (165.80 — the nation's best).

### TESTAVERDE'S 1986 GAME-BY-GAME STATS

OPPONENT	ATT	COMP	YARDS	INT	TD	PCT	LG
at South Carolina	30	17	231	0	1	56.7	28
at (13) Florida	25	12	163	3	1	48.0	50
Texas Tech	27	16	330	2	4	59.3	49
(1) Oklahoma	28	21	261	0	4	75.0	33
Northern Illinois	16	12	208	0	2	75.0	56
at West Virginia	20	14	188	0	3	70.0	35
at Cincinnati	35	24	262	0	2	68.6	29
(20) Florida State	35	21	315	2	3	60.0	39
at Pittsburgh	26	17	291	1	4	65.4	31
Tulsa	34	21	308	1	2	61.8	53
East Carolina	Did not play — injured						
<b>TOTALS</b>	<b>276</b>	<b>175</b>	<b>2,557</b>	<b>9</b>	<b>26</b>	<b>63.4</b>	<b>56</b>

\*Passing Efficiency Rating: 165.80 (led the nation)

### TESTAVERDE'S CAREER STATS

YEAR	G/GS	COMP	ATT	PCT	YARDS	TD	INT	LP
1982	2/0	5	12	41.7	79	1	0	25
1983	Redshirt season							
1984	6/0	17	34	50.0	184	0	1	19
1985	11/11	216	352	61.4	3,238	21	15	88
1986	10/10	175	276	63.4*	2,557	26	9	56
<b>TOTALS</b>	<b>29/21</b>	<b>413*</b>	<b>674</b>	<b>61.3</b>	<b>6,058</b>	<b>48*</b>	<b>25</b>	<b>88</b>

Career Passing Efficiency: 152.80\*

### 1986 HEISMAN VOTING

	POINTS	1ST	2ND	3RD
1. Vinny Testaverde, Miami	2,213	678	76	27
2. Paul Palmer, Temple	672	28	207	174
3. Jim Harbaugh, Michigan	458	25	136	111
4. Brian Bosworth, Oklahoma	395	9	136	96
5. Gordon Lockbaum, Holy Cross	242	32	39	68

## BENNIE BLADES

### 1987 JIM THORPE AWARD WINNER

- Awarded the Jim Thorpe Award for the best defensive back in college football, which was created in 1986. It was conceived by former Oklahoma City talk show host Ed Sossen and W. Lynne Draper, the Jim Thorpe Association executive director.
- Led the '87 Hurricanes to the national championship and a 12-0 record
- Made 124 tackles and intercepted five passes
- Named a consensus First-Team All-America and ended his career as UM's all-time leader for interceptions (19) and interception return yards (305). He also set UM records for consecutive games with an interception (5); total tackles by a safety (286) and unassisted tackles by a safety (155).
- Led the nation in interceptions in 1986 (.91 per game) and became a first-round draftee of the Detroit Lions (the 3rd pick overall) in the 1988 NFL Draft.
- Shared the Thorpe Award with Oklahoma's Rickey Dixon. Both finished with 144 points in balloting by a 15-member committee. Florida State's Deion Sanders was third in the voting with 125 points.

### BLADES' 1987 GAME-BY-GAME STATS

OPPONENT	UT	AT	TT	INT	TD	FR	FF
Florida	3	5	8	1-14	0	0	0
at Arkansas	3	6	9	0-0	0	0	0
at Florida State	7	10	17	0-0	0	1	0
Maryland	2	6	8	1-0	1*	0	0
at Cincinnati	2	6	8	1-0	0	0	0
at East Carolina	7	10	17	0-0	0	0	0
Miami (Ohio)	1	3	4	0-0	0	0	0
Virginia Tech	8	10	18	0-0	0	0	0
Toledo	8	4	12	1-22	0	0	0
Notre Dame	3	4	7	1-21	0	0	0
South Carolina	9	7	16	0-0	0	0	0
<b>TOTALS</b>	<b>53</b>	<b>71</b>	<b>124</b>	<b>5-57</b>	<b>1</b>	<b>1</b>	<b>0</b>

\*Touchdown was a return of a blocked punt.

## CRAIG ERICKSON

### 1990 UNITAS GOLDEN ARM AWARD WINNER

- Starting signal caller in 1989 and 1990, Erickson led the Hurricanes to the 1989 National Championship and a 21-3 record over the 1989-90 seasons.
- Tallied 3,363 passing yards, which included six 300 yard passing games, twice throwing for more than 400.
- Tied a school record with four touchdown passes three times.
- In addition to winning the Unitas Award, Erickson placed eighth in balloting for the Heisman Trophy.

### ERICKSON'S 1990 GAME-BY-GAME STATS

OPPONENT	ATT	COMP	YARDS	INT	TD	PCT	LG
at (16) BYU	52	28	299	1	0	53.8	27
at California	47	32	467	0	4	68.1	40
Iowa	33	17	360	2	3	51.5	73t
(2) Florida State	23	13	128	0	1	56.5	24
Kansas	29	15	229	0	1	51.7	39
at (6) Notre Dame	36	20	355	2	0	55.5	43
at Texas Tech	32	22	307	0	4	68.8	38t
Pittsburgh	35	25	355	0	2	71.4	40
Boston College	26	13	320	1	4	50.0	52t
Syracuse	41	23	259	0	1	56.1	24
at San Diego State	39	17	284	1	2	43.6	56
<b>TOTALS</b>	<b>393</b>	<b>225</b>	<b>3,363</b>	<b>7</b>	<b>22</b>	<b>57.2</b>	<b>73t</b>

Passing Efficiency Rating: 144.00

t-Indicates scoring play

# NATIONAL AWARD WINNERS

## RUSSELL MARYLAND

### 1990 OUTLAND TROPHY WINNER

- As a defensive tackle in 1990, made 96 tackles (54 solos) and had 10.5 quarterback sacks, seven tackles for losses, 19 quarterback pressures, forced five fumbles and broke up two passes.
- Returned to play for Miami in 1990 and turned down what would surely have been a large pro contract as a fifth-year senior.
- First pick in the 1991 NFL Draft by the Dallas Cowboys

### MARYLAND'S 1990 GAME-BY-GAME STATS

OPPONENT	UT	AT	TT	TFL	QBS	FF	FR	INT	QBH	PBU
at BYU	4	2	6	0-0	1-5	0	0-0	0-0	1	0
at California	8	4	12	3-8	1-3	1	0-0	0-0	3	0
Iowa	2	2	4	0-0	0-0	0	0-0	0-0	0	0
Florida State	2	4	6	0-0	0-0	0	1-0	0-0	2	0
Kansas	1	3	4	0-0	1-3	1	0-0	0-0	0	0
at Notre Dame	15	5	20	3-9	1-3	0	0-0	0-0	0	0
at Texas Tech	7	5	12	1-4	2-9	0	0-0	0-0	0	0
Pittsburgh	1	3	4	0-0	0-0	0	0-0	0-0	2	1
Boston College	3	5	8	0-0	1-6	0	0-0	0-0	4	1
Syracuse	7	4	11	0-0	3-27	2	0-0	0-0	1	0
at San Diego State	6	3	9	0-0	-1	1	0-0	0-0	5	0
<b>TOTALS</b>	<b>56</b>	<b>40</b>	<b>96</b>	<b>7-210.5-56</b>	<b>5</b>	<b>1-0</b>	<b>0-0</b>	<b>0-0</b>	<b>19</b>	<b>2</b>

## WARREN SAPP

### 1994 LOMBARDI AWARD WINNER

### 1994 NAGURSKI TROPHY WINNER

- Finished sixth in the Heisman voting in 1994.
- Consensus All-American who became the first Miami Hurricane to win the Rotary Lombardi Award, given annually to the nation's top lineman.
- Named Defensive Player of the Year by ABC Sports, Sports Illustrated, Football Writers Association of America, The Football News, Touchdown Club of Atlanta, Touchdown Club of Columbus and The BIG EAST Football Conference
- Led a Miami defense that led the NCAA in total defense, scoring defense and pass defense.
- Earned Player of the Game honors from ABC vs. Washington, the BIG EAST Network vs. Rutgers and ESPN vs. Florida State.
- As a junior in 1994, had 84 tackles and led the Hurricanes in sacks (10.5), tackles for loss (9.0), fumbles caused, fumble recoveries and quarterback pressures (25).
- First-round draft pick of the Tampa Bay Buccaneers (12th choice overall) in the 1995 NFL Draft.
- Earned the Nagurski Trophy, the Lombardi Award, a spot as an Outland Trophy finalist, Football News Defensive Player of the Year, BIG EAST Conference Defensive Player of the Year and a sixth-place finish in Heisman Trophy voting all in 1994.

### SAPP'S 1994 GAME-BY-GAME STATS

OPPONENT	UT	AT	TT	TFL	QBS	FF	FR	INT	QBH	PBU
Georgia Southern	3	2	5	1-4	1.5-9	0	0-0	0-0	0	0
at Arizona State	0	6	6	0-0	5-3	0	1-0	0-0	0	0
Washington	0	8	8	5-1	0-0	0	0-0	0-0	0	0
Virginia Tech	3	1	4	2-15	2-15	1	0-0	0-0	1	1
Florida State	2	6	8	2.5-12	1.5-8	0	0-0	0-0	2	2
at Rutgers	4	2	6	1-3	1-3	0	1-9	0-0	0	0
at West Virginia	1	0	1	0-0	0-0	0	0-0	0-0	1	1
Pittsburgh	3	8	11	2-4	2-11	0	0-0	0-0	0	0
at Syracuse	3	3	6	2-7	1-8	1	0-0	0-0	0	0
at Temple	1	0	1	0-0	0-0	0	0-0	0-0	0	0
Boston College	2	7	9	1.5-5	1-10	0	0-0	0-0	1	1
<b>TOTALS</b>	<b>37</b>	<b>47</b>	<b>84</b>	<b>12.5-4210.5-67</b>	<b>2</b>	<b>2-19</b>	<b>0-0</b>	<b>0-0</b>	<b>5</b>	<b>5</b>

## GINO TORRETTA

### 1992 HEISMAN TROPHY WINNER

### 1992 UNITAS GOLDEN ARM AWARD WINNER

### 1992 DAVEY O'BRIEN AWARD WINNER

### 1992 MAXWELL AWARD WINNER

- Second Hurricanes' quarterback to earn the Johnny Unitas Award, capping a brilliant 1992 season with the honor.
- Dominated the Heisman voting and became the most decorated football player in Miami history taking every award available to him in '92: the Maxwell Award (best overall player), Davey O'Brien Award (top quarterback), Unitas Award (top senior quarterback), consensus All-American, and every Player of the Year Award. As a senior, threw for 3,060 yards while completing almost 57 percent of his pass attempts.
- Exceeded 300 yards passing five times, including a 433-yard effort against Iowa in the season opener.
- Very efficient quarterback who threw only seven interceptions in 402 pass attempts while throwing 19 touchdown passes.
- Led the Hurricanes to a perfect 12-0 record in the regular season on the way to a No. 1 ranking and a Sugar Bowl berth.
- The Pinole, California, product rewrote the Miami record books during a spectacular senior season where he left UM with 11 records to his name, including career marks for passing yards (7,690), pass completions (555) and total offense (7,722 yards). He also set a record for consecutive passes thrown without an interception (123).
- Joined former Hurricane Vinny Testaverde (1986) as a Davey O'Brien Award winner. Both Steve Walsh (1988) and Craig Erickson (1990) were runners-up in their respective years.

### TORRETTA'S 1992 GAME-BY-GAME STATS

OPPONENT	ATT	COMP	YARDS	INT	TD	PCT	LG
at (23) Iowa	51	31	433	1	2	60.8	51
Florida A&M	22	12	170	0	2	54.5	51
Arizona	46	26	289	1	1	56.5	31
(3) Florida State	48	20	252	1	2	41.7	33
at (7) Penn State	31	11	80	0	0	35.5	15
TCU	35	20	350	1	3	57.1	68
at Virginia Tech	28	17	249	0	3	60.7	33
West Virginia	40	28	363	0	3	70.0	40
Temple	23	16	221	0	2	69.6	39
at (7) Syracuse	43	23	343	3	0	53.5	48
at San Diego State	35	19	310	0	1	54.3	47
<b>TOTALS</b>	<b>402</b>	<b>228</b>	<b>3,060</b>	<b>7</b>	<b>19</b>	<b>56.7</b>	<b>68</b>

Passing Efficiency Rating: 132.80

### TORRETTA'S CAREER STATS

YEAR	G/GS	COMP	ATT	PCT	YARDS	TD	INT	LP
1989	10/4	101	177	57.1	1,325	8	8	88T
1990	9/0	21	41	51.2	210	0	1	20
1991	11/11	205	371	55.3	3,095	20	8	99T
1992	11/11	228	402	56.7	3,060	19	7	68T
<b>TOTALS</b>	<b>41/26</b>	<b>555</b>	<b>991</b>	<b>56.0</b>	<b>7,690</b>	<b>47</b>	<b>24</b>	<b>99T</b>

Career Passing Efficiency: 132.00

\*Indicates school record; †Indicates scoring play

### 1992 HEISMAN VOTING

	POINTS	1ST	2ND	3RD
1. Gino Torretta, Miami	1,400	310	179	112
2. Marshall Faulk, San Diego State	1,080	164	207	174
3. Garrison Hearst, Georgia	982	140	196	170
4. Marvin Jones, Florida State	392	81	51	47
5. Reggie Brooks, Notre Dame	294	42	53	62
6. Charlie Ward, Florida State	126	18	18	36
7. Micheal Barrow, Miami	64	10	10	14



# NATIONAL AWARD WINNERS

## DAN MORGAN

2000 BEDNARIK AWARD WINNER  
2000 NAGURSKI TROPHY WINNER  
2000 BUTKUS AWARD WINNER

- As a junior in 1999, produced one of the greatest seasons any defensive player has had at the University of Miami as he made 139 tackles.
- A starter since his true freshman season, came to Miami as a fullback, but during freshman two-a-days in 1997 shined at linebacker.
- Team's leading tackler in 2000 (his third time to lead UM in tackles) with 138.
- Set a school record with 42 consecutive starts and became the first player in the school's history to have 100 or more tackles in each of his four seasons.
- All-time career tackles leader at Miami with 512, breaking the BIG EAST record along the way.
- Named a consensus first-team All-American and became the first player in college football history to win the Butkus, Nagurski and Bednarik awards in the same season.
- Named Football News National Defensive Player of the Year, an honor he also won on the conference level as voted on by the league's head coaches.

### MORGAN'S 2000 GAME-BY-GAME STATS

OPPONENT	UT	AT	TT	TFL	QBS	FF	FR	INT	QBH	PBU
McNeese State	3	4	7	0-0	0-0	0	0-0	0-0	0	0
at Washington	13	7	20	2-3	0-0	0	1-0	1-11	0	3
at West Virginia	9	7	16	2-5	2-5	0	0-0	0-0	4	0
at Rutgers	1	0	1	0-0	0-0	0	0-0	0-0	0	0
Florida State	14	3	17	2-6	0-0	1	0-0	1-23	1	1
at Temple	13	4	17	2-9	1-7	0	0-0	0-0	0	0
Louisiana Tech	2	2	4	0-0	0-0	0	0-0	0-0	0	1
Virginia Tech	7	4	11	0-0	0-0	0	0-0	0-0	0	0
Pittsburgh	11	9	20	2-3	0-0	0	1-0	0-0	0	0
at Syracuse	6	4	10	2-4	0-0	0	0-0	0-0	0	0
Boston College	11	4	15	3-2	1-7	0	0-0	0-0	0	0
TOTALS	90	48	138	15-42	4-19	1	2-0	2-34	5	5

### MIAMI HURRICANES IN BUTKUS AWARD TOUR

1990	Maurice Crum, MLB	finalist
1992	Michael Barrow, MLB	finalist
1995	Ray Lewis, MLB	2nd
2000	Dan Morgan, MLB	1st

## KEN DORSEY

2001 MAXWELL AWARD WINNER

- Received the 2001 Maxwell Award, given annually to the outstanding college football player of the year
- Third Miami Hurricane to win the Maxwell Award as he edged fellow finalists Eric Crouch of Nebraska and Rex Grossman of Florida in the closest vote in the 65-year history of the award
- Led the Hurricanes to a perfect (12-0) record and the 2001 National Championship.
- Finished his career 26-1 at Miami as a starter at quarterback
- Completed 184 of 318 passes for 2,652 yards with 23 touchdowns and nine interceptions during the 2001 regular season.

### KEN DORSEY'S 2001 STATS

YEAR	G/ES	COMP	ATT	PCT	YARDS	TD	INT	LP
2001	11/11	206	353	58.3	3,014	26	10	64

Passing Efficiency Rating: 148.7

### DORSEY'S 2001 GAME-BY-GAME STATS

OPPONENT	ATT	COMP	YARDS	INT	TD	PCT	LG
at Penn State	27	20	344	1	3	74.1	47
Rutgers	25	14	315	1	2	56.0	64
at Pittsburgh	32	18	208	1	1	56.3	32
Troy State	30	18	299	0	2	60.0	37
at Florida State	27	14	249	0	3	51.9	35
West Virginia	27	16	192	1	2	59.3	27
Temple	24	16	175	0	2	66.7	41
at Boston College	41	20	222	4	0	48.8	19
Syracuse	20	13	224	0	4	65.0	51
Washington	21	14	189	1	3	66.7	32
at Virginia Tech	44	21	235	0	1	47.7	31
TOTALS	318	184	2,652	9	23	58.3	64
Nebraska (Rose Bowl)	35	22	362	1	3	62.9	49

## BRYANT MCKINNIE

2001 OUTLAND TROPHY WINNER

- Joined Russell Maryland (1990) as an Outland Trophy winner given annually to the nation's top lineman.
- Capped an impressive career when he beat out Nebraska offensive guard Toniu Fonoti and 2000 Outland Trophy winner John Henderson of Tennessee for the award.
- McKinnie, a 6-foot-9, 336-pound senior from Woodbury, N.J., never allowed a sack during his college career and anchored a line which averaged 5.5 yards per rushing attempt on the way to an undefeated season and the national championship.
- Hallmark performance came when he dominated Syracuse All-America defensive end Dwight Freaney in Miami's 59-0 victory, holding Freaney without a quarterback sack in 52 plays, setting the pace for an offense that rushed for a season-best 331 yards and accumulated 566 yards against the Orangemen.
- Played two seasons after transferring from Lackawanna Junior College prior to sitting out the 1999 season as a redshirt.
- Made a name for himself in Miami's 27-24 victory over Florida State at the Orange Bowl when he shut down FSU's Jamal Reynolds who managed just one assisted tackle in the game. Reynolds was a first-team All-American, the Lombardi winner and a first-round NFL draft pick.

## BRETT ROMBERG

2002 RIMINGTON TROPHY WINNER

- Became the first University of Miami player to win the Rimington Trophy in 2002.
- Contributed in Miami's 34-game winning streak from 2000 to 2002 as the center.
- Had the versatility to play effectively at guard or tackle, but settled in as the center for his sophomore season in 2000.
- Helped the Hurricanes win 35 of 37 games, one National Championship, three BIG EAST Conference championships, a Sugar Bowl and a Rose Bowl during his career - all with Romberg calling the blocking signals for the offensive line.
- Never allowed a quarterback sack at center and led an offensive line that helped produce three 1,000-yard rushers (James Jackson, Clinton Portis and Willis McGahee), a quarterback (Ken Dorsey) who set every major UM career passing record and an offense that averaged more than 465 yards per game for the balance of his three years as the starting center.
- The Dave Rimington Trophy is one of college football's newest annual awards, given each year since 1999 to college football's outstanding center. It is hosted by the Boomer Esiason Foundation for research and treatment of cystic fibrosis.

## KELLEN WINSLOW

2003 MACKAY AWARD WINNER

- Became the first player in Miami history to win the John Mackey Award.
- The Nassau County Sports Commission presents the prestigious John Mackey Award annually to the most outstanding tight end in Division I-A College Football.
- At 6-foot-5, 245-pounds, led the team with 60 catches and was second on the team with 605 receiving yards, averaging 10.1 yards per catch and 46.5 yards per game as a junior.
- Led or tied for the team lead in receptions in nine games in 2003 and broke the UM record for career receptions by a tight end with 119.
- In his biggest game of the season and the second biggest of his career, pulled in 10 catches for 104 yards against West Virginia, including a leaping catch over the middle on a critical fourth and 13 that led to Miami's game-winning field goal in the final seconds against the Mountaineers.
- Made seven catches for 106 yards in the Hurricanes' 22-14 win at Florida State, despite playing in a torrential downpour on a rain-soaked field.
- Stood out as a big-play performer on special teams, blocking a punt against Syracuse.
- Impressed with his blocking ability on offense and special teams in a UM win over Pittsburgh, throwing a key block to spring tailback Jason Geathers for a 78-yard gain on a screen pass that set up a Miami touchdown.
- Following his junior season, was drafted by the Cleveland Browns in the first round as the sixth overall pick in the 2004 NFL Draft.



# NATIONAL AWARD WINNERS

## WINSLOW'S CAREER RECEIVING STATS

YEAR	G/GS	NO	YARDS	AVG	TD	LG
2001	11/0	2	34	17.0	0	19
2002	13/13	57	726	12.7	8	58
2003	13/12	60	605	10.1	1	39
<b>TOTALS</b>	<b>37/25</b>	<b>119</b>	<b>1,365</b>	<b>11.5</b>	<b>9</b>	<b>58</b>

## WINSLOW'S 2003 GAME-BY-GAME RECEIVING STATS

OPPONENT	NO	YARDS	TD	LG
at Louisiana Tech	4	35	1	13
Florida	5	35	0	17
East Carolina	2	27	0	16
at Boston College	4	41	0	17
West Virginia	10	104	0	19
at Florida State	7	106	0	39
Temple	4	43	0	17
at Virginia Tech	8	48	0	8
Tennessee	7	88	0	22
Syracuse	1	6	0	6
Rutgers	2	15	0	8
at Pittsburgh	1	9	0	9
vs. Florida State	5	48	0	12
<b>TOTALS</b>	<b>60</b>	<b>605</b>	<b>1</b>	<b>39</b>

## JOAQUIN GONZALEZ

### 2001 ACADEMIC HEISMAN WINNER

- Named winner of the "Academic Heisman," the HealthSouth Draddy Award, in a ceremony honoring 16 national scholar-athletes at the National Football Foundation's 44th Annual Awards dinner in New York City.
- One of the nation's top offensive tackles and a major factor in an offensive line that yielded only three quarterback sacks in 2000.
- The 6-foot-6, 298-pound Dean's List member was a three-time Arthur Ashe Jr. Sports Scholar Team member, being named to the First Team in 2000.
- Was a four-time BIG EAST Academic All-Conference selection and an Iron Arrow inductee in 2000 (the highest academic honor bestowed to any UM student or staff member).
- Received a bachelor's degree in business administration in May of 2001 and received a master's of business administration in December of 2001.
- Named a First Team All-America twice by The Football Writers Association in 2000 and 2001.
- Named a second-team All-America.
- Selected to the First Team All-BIG EAST Team in both 2000 and 2001 and was the BIG EAST Rookie of the Year in 1998 - the first recipient of the award to earn all-conference academic honors in the same season.



# ALPHABETICAL #PROCANES ROSTER

- ADKINS, Spencer (LB) – Atlanta Falcons (2009-12)
- ALVERS, STEVE (TE/C) – Buffalo Bills (1981); New York Jets (1982)
- ANDERSON, Ottis (RB) – St. Louis Cardinals (1979-86); New York Giants (1986-92)
- ARMBRISTER, Thurston (LB) – Jacksonville Jaguars (2015-16)
- ARMSTEAD, Jessie (LB) – New York Giants (1993-2001); Washington Redskins (2002-03)
- ARMSTRONG, Ray Ray (LB) – St. Louis Rams (2013-14); Oakland Raiders (2015)
- ATKINS, Baraka (DE) – Seattle Seahawks (2007-08); San Francisco 49ers (2009)
- BAILEY, Allen (DL) – Kansas City Chiefs (2011-16)
- BAILEY, Don (C) – Indianapolis Colts (1984-85)
- BAILEY, Robert (DB) – Los Angeles Rams (1991-94); Dallas Cowboys (1995); Washington Redskins (2005); Miami Dolphins (1996); Detroit Lions (1997-99); Baltimore Ravens (2000); Detroit Lions (2001)
- BANASZAK, Pete (RB) – Oakland Raiders (1966-78)
- BARNES, Mike (DT/DE) – Baltimore Colts (1973-81)
- BARROW, Micheal (LB) – Houston Oilers (1993-96); Carolina Panthers (1997-99); New York Giants (2000-03); Dallas Cowboys (2005)
- BASS, Robert (LB) – Chicago Bears (1995)
- BEASON, Jon (LB) – Carolina Panthers (2007-13); New York Giants (2013-15)
- BEIER, Tom (DB) – Miami Dolphins (1967, 1969)
- BELK, Rocky (WR) – Cleveland Browns (1983)
- BELL, Coleman (TE) – Washington Redskins (1994-95); Seattle Seahawks (1996)
- BELLINGER, Rodney (DB) – Buffalo Bills (1984-86)
- BENJAMIN, Travis (WR) – Cleveland Browns (2012-15); San Diego Chargers (2016)
- BENNETT, Donnell (RB) – Kansas City Chiefs (1994-2000); Washington Redskins (2001)
- BENNETT, Phil (LB) – Boston Patriots (1960)
- BENNETT, Woody (RB) – New York Jets (1979-80); Miami Dolphins (1980-88)
- BENTLEY, Albert (RB) – Indianapolis Colts (1985-91); Pittsburgh Steelers (1992)
- BERLIN, Brock (QB) – St. Louis Rams (2007-08)
- BERRY, Damien (RB) – Baltimore Ravens (2011-13)
- BIBLA, Martin (G) – Atlanta Falcons (2002-05)
- BLADES, AI (DB) – San Francisco 49ers (2001-02)
- BLADES, Bennie (DB) – Detroit Lions (1988-96); Seattle Seahawks (1997)
- BLADES, Brian (WR) – Seattle Seahawks (1988-98)
- BLAISE, Kerlin (G) – Detroit Lions (1999-2003)
- BOOKMAN, Johnny (DB) – New York Giants (1957); Dallas Texans (1960); New York Titans (1961)
- BOSHER, Matt (K) – Atlanta Falcons (2011-16)
- BOSSSELER, Don (FB) – Washington Redskins (1957-64)
- BRATTON, Melvin (RB) – Denver Broncos (1989-90)
- BROPHY, Jay (LB) – Miami Dolphins (1984-86); New York Jets (1987)
- BROUGHTON, Willie (DT/NT) – Indianapolis Colts (1985-86); Dallas Cowboys (1989-90); Los Angeles Raiders (1992-93); New Orleans Saints (1995-96)
- BROWN, Andre (WR) – Miami Dolphins (1989-90)
- BROWN, Delvin (DB) – Jacksonville Jaguars (2001)
- BROWN, Eddie (WR) – Cincinnati Bengals (1985-91)
- BROWN, Fred (LB/TE) – Los Angeles Rams (1965); Philadelphia Eagles (1967-69)
- BROWN, Jerome (DT) – Philadelphia Eagles (1987-91)
- BROWN, Kareem (DT) – New England Patriots (2007); New York Jets (2007-08)
- BROWN, Larry (T) – Kansas City Chiefs (1978-79)
- BUCHANON, Phillip (DB) – Oakland Raiders (2002-04); Houston Texans (2005-06); Tampa Bay Buccaneers (2006-08); Detroit Lions (2009); Washington Redskins (2010-11)
- BURGESS, James (LB) – San Diego Chargers (1997-98)
- BURKE, Mike (P) – Los Angeles Rams (1974)
- BURNS, Artie (CB) – Pittsburgh Steelers (2016)
- BURT, Jim (NT/DT) – New York Giants (1981-88); San Francisco 49ers (1989-91)
- BUSH, Deon (S) – Chicago Bears (2016)
- BUTLER, Rashad (T) – Carolina Panthers (2006); Houston Texans (2007-12); Cleveland Browns (2013); Pittsburgh Steelers (2013)
- BYRD, LaRon (WR) – Arizona Cardinals (2012-13); Cleveland Browns (2014); Washington Redskins (2015); Carolina Panthers (2016)
- CAESAR, Mark (DL) – Miami Dolphins (1994)
- CAMPBELL, Calais (DE) – Arizona Cardinals (2008-16)
- CARAPPELLA, AI (DT/MG/T/LB) – San Francisco 49ers (1951-55)
- CAREY, Vernon (T/G) – Miami Dolphins (2004-11)
- CARROLL, Wesley (WR) – New Orleans Saints (1991-92); Cincinnati Bengals (1993)
- CARTER, Rubin (NT/DT) – Denver Broncos (1975-86)
- CESARE, Billy (DB/KR) – Tampa Bay Buccaneers (1978-79); Miami Dolphins (1980); Tampa Bay Buccaneers (1981); Detroit Lions (1982)
- CHICKILLO, Anthony (LB) – Pittsburgh Steelers (2015-16)
- CHICKILLO, Nick (LB/G) – Chicago Cardinals (1953)
- CHICKILLO, Tony (NT/DE/G) – San Diego Chargers (1984-85); New York Jets (1987)
- CLARK, Bernard (LB) – Cincinnati Bengals (1990-91); Seattle Seahawks (1991)
- CLARK, Howard (LB) – Philadelphia Eagles (2003)
- CLEVELAND, Asante (TE) – San Francisco 49ers (2014-15); New England Patriots (2015); San Diego Chargers (2016)
- CLINE, Tony (DE) – Oakland Raiders (1970-75); San Francisco 49ers (1976-77)
- COCHRANE, Kelly (QB) – Houston Oilers (1972)
- CONNERS, Dan (LB) – Oakland Raiders (1964-74)
- COOK, Charles (DE) – New York Giants (1983)
- COOPER, Mark (G/T) – Denver Broncos (1983-87); Tampa Bay Buccaneers (1987-89)



# ALPHABETICAL #PROCANES ROSTER

COPELAND, Horace (WR) – Tampa Bay Buccaneers (1993-95, 1997); Miami Dolphins (1998)

COREY, Walt (LB) – Dallas Texans (1960, 1962); Kansas City Chiefs (1963-66)

CORTES, Julio (LB) – Seattle Seahawks (1987)

COVINGTON, Scott (QB) – Cincinnati Bengals (1999-2001); St. Louis Rams (2002-03)

COX, Jim (TE) – Miami Dolphins (1968)

CURRY, Shane (DE) – Indianapolis Colts (1991)

DAANEN, Jerry (WR) – St. Louis Cardinals (1968-70)

DAVENPORT, Najeh (RB) – Green Bay Packers (2002-05); Pittsburgh Steelers (2006-08); Indianapolis Colts (2008)

DAVIS, Tanard (DB) – Indianapolis Colts (2006); Philadelphia Eagles (2007); Tennessee Titans (2008)

DAWKINS, Dale (WR) – New York Jets (1990-93)

DEL BELLO, Jack (QB) – Baltimore Colts (1953)

DEMARCO, Mario (G/LB) – Detroit Lions (1949)

DENNISON, Glenn (TE) – New York Jets (1984); Washington Redskins (1987)

DIAMOND, Charley (T) – Dallas Texans (1960-62); Kansas City Chiefs (1963)

DIXON, Antonio (DT) – Philadelphia Eagles (2009-12); Indianapolis Colts (2012)

DOOLEY, Jim (B/E/FL/TE) – Chicago Bears (1952-61)

DORSETT, Phillip (WR) – Indianapolis Colts (2015-16)

DORSEY, Ken (QB) – San Francisco 49ers (2003-05); Cleveland Browns (2006-08)

DUNN, Gary (NT/DT/DE) – Pittsburgh Steelers (1976-87)

EDWARDS, Eddie (DE/DT) – Cincinnati Bengals (1977-88)

EPPS, Dedrick (TE) – Miami Dolphins (2010); New York Jets (2011-12)

ERICKSON, Craig (QB) – Tampa Bay Buccaneers (1992-94); Indianapolis Colts (1995); Miami Dolphins (1996-97); Chicago Bears (1999)

ETHEREDGE, Carlos (OL) – Indianapolis Colts (1994)

EVANS, Leon (DE) – Detroit Lions (1985-86)

EVERETT, Kevin (TE) – Buffalo Bills (2005-07)

FAGAN, Kevin (DE) – San Francisco 49ers (1987-93)

FEAGLES, Jeff (P) – New England Patriots (1988-89); Philadelphia Eagles (1990-93); Arizona Cardinals (1994-97); Seattle Seahawks (1998-2002); New York Giants (2003-09)

FELICIANO, Jonathan (G) – Oakland Raiders (2015-16)

FITZGERALD, Markese (DB) – Tampa Bay Buccaneers (2002)

FLOWERS, ERECK (T) – New York Giants (2015-16)

FORD, Chase (TE) – Minnesota Vikings (2012-15)

FOREMAN, Chuck (RB) – Minnesota Vikings (1973-79); New England Patriots (1980)

FORSTON, Marcus (DL) – New England Patriots (2012-13)

FOX, Jason (T) – Detroit Lions (2010-13); Miami Dolphins (2014-15)

FOX, Terry (FB/LB) – Philadelphia Eagles (1941, 1945); Miami Seahawks (1946)

FRANKLIN, Orlando (OL) – Denver Broncos (2011-14); San Diego Chargers (2015-16)

FRANKS, Bubba (TE) – Green Bay Packers (2000-07); New York Jets (2008)

FRAZIER, Frank (G) – Washington Redskins (1987)

FROHBOSE, Bill (DB) – Detroit Lions (1974)

FULCHER, Mondriel (TE) – Oakland Raiders (2000-02)

FULLINGTON, Darrell (DB) – Minnesota Vikings (1988-90); New England Patriots (1991); Tampa Bay Buccaneers (1992-93)

GAINES, Jimmy (LB) – Buffalo Bills (2014-15)

GAITER, Tony (WR) – New England Patriots (1997-98); San Diego Chargers (1998-99)

GARY, Cleveland (RB) – Los Angeles Rams (1989-93); Miami Dolphins (1994)

GEATHERS, Jason (WR) – New York Giants (2004)

GERMAN, Jammi (WR) – Atlanta Falcons (1998-2001)

GONZALEZ, Joaquin (T) – Cleveland Browns (2002-04); Indianapolis Colts (2005)

GOODEN, Tavares (LB) – Baltimore Ravens (2008-10); San Francisco 49ers (2011-12); Houston Texans (2013)

GOODMAN, Harvey (G) – Denver Broncos (1976)

GORDON, Richard (TE) – Oakland Raiders (2011-12); Pittsburgh Steelers (2013); Kansas City Chiefs (2013-15); Tennessee Titans (2014)

GORE, Frank (RB) – San Francisco 49ers (2005-14); Indianapolis Colts (2015-16)

GRAHAM, Jimmy (TE) – New Orleans Saints (2010-14); Seattle Seahawks (2015-16)

GREAVES, Gary (T) – Houston Oilers (1960)

GREEN, Jamaal (DE) – Philadelphia Eagles (2003-04); Chicago Bears (2005); Washington Redskins (2007)

GREEN, Shayon (LB) – Pittsburgh Steelers (2015)

GREEN, Yatil (WR) – Miami Dolphins (1997-1999)

GRIFFIN, Keith (RB) – Washington Redskins (1984-88)

GUNN, Harland (OL) – Atlanta Falcons (2012-15)

GUNTER, Ladarius (CB) – Green Bay Packers (2015-16)

HAGGERTY, Mike (T) – Pittsburgh Steelers (1967-70); New England Patriots (1971); Detroit Lions (1973)

HAM, Derrick (DE) – Washington Redskins (1999-2000); Cleveland Browns (2001)

HANKERSON, Leonard (WR) – Washington Redskins (2011-14); Atlanta Falcons (2015); Buffalo Bills (2016)

HARDEN, Bobby (DB) – Miami Dolphins (1990-93)

HARRAH, Dennis (G/C) – Los Angeles Rams (1975-87)

HARRIS, Brandon (DB) – Houston Texans (2011-13); Tennessee Titans (2014-15)

HARRIS, Derrick (RB) – St. Louis Rams (1996-99); San Diego Chargers (2000)

HARRIS, Orien (DT) – Cleveland Browns (2006); New Orleans

Saints (2007); Cincinnati Bengals (2008-09); Detroit Lions (2009)

HAWKINS, Bill (DE/DT) – Los Angeles Rams (1989-92)

HEAPS, Jake (QB) – New York Jets (2015); Seattle Seahawks (2016)

HISTORY



# ALPHABETICAL #PROCANES ROSTER

- HEFFERNAN, Dave (G) – Tampa Bay Buccaneers (1988)
- HENDERSON, Seantrel (T) – Buffalo Bills (2014-16)
- HENDRICKS, Dwayne (DT) – New York Giants (2010-11)
- HENDRICKS, Ted (LB) – Baltimore Colts (1969-73); Green Bay Packers (1974); Oakland Raiders (1975-81); Los Angeles Raiders (1982-83)
- HENRY, Charles (TE) – Miami Dolphins (1991)
- HESTER, Devin (WR/PR) – Chicago Bears (2006-13); Atlanta Falcons (2014-16)
- HEURTELOU, Calvin (DT) – Denver Broncos (2016)
- HIGSMITH, Alonzo (RB) – Houston Oilers (1987-89); Dallas Cowboys (1990-91)
- HILL, Quadrine (RB) – New England Patriots (2006-07)
- HILL, Randal (WR) – Miami Dolphins (1991); Arizona Cardinals (1991-94); Miami Dolphins (1995-96); New Orleans Saints (1997-98)
- HOLMES, Kenny (DE) – Tennessee Titans (1997-2000); New York Giants (2001-03)
- HUDOCK, Mike (C) – New York Titans (1960-62); New York Jets (1963-65); Miami Dolphins (1966); Kansas City Chiefs (1967)
- HOWARD, Tracy (DB) – Cleveland Browns (2016)
- HUERTA, Carlos (K) – Chicago Bears (1996); St. Louis Rams (1996)
- HURNS, Allen (WR) – Jacksonville Jaguars (2014-16)
- IRVIN, Michael (WR) – Dallas Cowboys (1988-2000)
- JACKSON, James (RB) – Cleveland Browns (2001-03); Green Bay Packers (2004); Arizona Cardinals (2005)
- JAMES, Edgerrin (RB) – Indianapolis Colts (1999-2005); Arizona Cardinals (2006-08); Seattle Seahawks (2009)
- JAMES, Javaris (RB) – Indianapolis Colts (2010-11)
- JAMES, Mike (RB) – Tampa Bay Buccaneers (2013-16)
- JELLEY, Tom (DE) – Pittsburgh Steelers (1951)
- JENKINS, Darnell (WR) – Houston Texans (2008-09)
- JENNINGS, Kelly (DB) – Seattle Seahawks (2006-10); Cincinnati Bengals (2011)
- JOHNSON, Alex (WR) – Houston Oilers (1991)
- JOHNSON, Andre (WR) – Houston Texans (2003-14); Indianapolis Colts (2015)
- JOHNSON, Bruce (DB) – New York Giants (2009-12)
- JOHNSON, Duke (RB) – Cleveland Browns (2015-16)
- JOHNSON, Jack (DB) – Chicago Bears (1957-59); Buffalo Bills (1960-61); Dallas Texans (1961)
- JOHNSON, Ken (RB) – New York Giants (1979)
- JONES, Carlos (CB) – Seattle Seahawks (1998); New Orleans Saints (1999); Minnesota Vikings (2000)
- JONES, Chris T. (WR) – Philadelphia Eagles (1995-98); Oakland Raiders (1998-99)
- JONES, Daryl (WR) – New York Giants (2002-03)
- JONES, Ernie (DB) – Seattle Seahawks (1976); New York Giants (1977-79)
- JONES, Jimmie (DT/DE) – Dallas Cowboys (1990-93); L.A./St. Louis Rams (1994-97); Philadelphia Eagles (1997-98)
- JONES, K.C. (C) – Denver Broncos (1997-2001)
- JONES, Larry (FB) – Washington Redskins (1995-96)
- JOSEPH, Carlos (OL) – San Diego Chargers (2004)
- JOSEPH, Joe (DT) – Washington Redskins (2010)
- JOSEPH, William (DT) – New York Giants (2003-07); Oakland Raiders (2008-10)
- KALINA, Dave (WR) – Pittsburgh Steelers (1970)
- KAMALU, Ufomba (DT) – Houston Texans (2016)
- KEARNS, Tom (T) – New York Giants (1945); Chicago Cardinals (1946)
- KELLY, Jim (QB) – Buffalo Bills (1986-96)
- KENNEDY, Cortez (DT) – Seattle Seahawks (1990-2000)
- KICHEFSKI, Walt (E) – Pittsburgh Steelers (1940-42); Card-Pitt (1944)
- KING, Andre (WR) – Cleveland Browns (2001-04)
- KOHLBRAND, Joe (DE) – New Orleans Saints (1985-89)
- KOSAR, Bernie (QB) – Cleveland Browns (1985-93); Dallas Cowboys (1993); Miami Dolphins (1994-96)
- KRIEN, Darren (LB) – San Diego Chargers (1994-95)
- LANG, Kenard (DE/DT/LB) – Washington Redskins (1997-2001); Cleveland Browns (2002-05); Denver Broncos (2006)
- LARKIN, Eric (DE) – Houston Oilers (1987)
- LATIMER, Don (NT) – Denver Broncos (1978-83)
- LEWIS, Damione (DT) – St. Louis Rams (2001-05); Carolina Panthers (2006-09); Houston Texans (2010)
- LEWIS, Ray (LB) – Baltimore Ravens (1996-2012)
- LINDER, Brandon (G) – Jacksonville Jaguars (2014-16)
- LIPPETT, Ronnie (DB) – New England Patriots (1983-91)
- LITTLE, Earl (DB) – New Orleans Saints (1997-99); Cleveland Browns (2000-04)
- LOSCH, Jack (HB) – Green Bay Packers (1956)
- LUCHEY, Nick (FB) – Cincinnati Bengals (1999-2002); Green Bay Packers (2003-04); Cincinnati Bengals (2005); Baltimore Ravens (2006)
- NOTE: Luchey played under the name Nick Williams at UM*
- MACK, Tremain (DB) – Cincinnati Bengals (1997-2001)
- MARION, Fred (DB) – New England Patriots (1982-91)
- MARK, Greg (DE/LB) – Philadelphia Eagles (1990); Miami Dolphins (1990)
- MARSHALL, Alfonso (DB) – Chicago Bears (2004-05)
- MARYLAND, Russell (DT) – Dallas Cowboys (1991-95); Oakland Raiders (1996-99); Green Bay Packers (2000-01)
- MASTERSON, Bob (E) – Washington Redskins (1938-43); Brooklyn Dodgers (1944); Boston Yanks (1945); Brooklyn AAF (1946)
- MATLOCK, John (CB) – New York Jets (1967); Cincinnati Bengals (1968)
- MAXEY, Marcus (DB) – Kansas City Chiefs (2006)
- MCCARTHY, Colin (LB) – Tennessee Titans (2011-14)
- MCCLOVER, Darrell (LB) – New York Jets (2004-05); Chicago Bears (2006-07)
- MCCORD, Tyriq (LB) – Pittsburgh Steelers (2016)
- MCDERMOTT, Shane (C) – Carolina Panthers (2015); New York





# ALPHABETICAL #PROCANES ROSTER

Giants (2016)

- McDOUGAL, Bob (FB) – Green Bay Packers (1947)
- McDOUGLE, Jerome (DE) – Philadelphia Eagles (2003-07); New York Giants (2008)
- McDOWELL, Bubba (DB) – Houston Oilers (1989-94); Carolina Panthers (1995-96)
- McGAHEE, Willis (RB) – Buffalo Bills (2003-06); Baltimore Ravens (2007-10); Denver Broncos (2011-12); Cleveland Browns (2013)
- McGEE, Brandon (DB) – St. Louis Rams (2013-15); Dallas Cowboys (2016)
- McINTOSH, Rocky (LB) – Washington Redskins (2006-11); St. Louis Rams (2012); Detroit Lions (2013)
- McKINNIE, Bryant (T) – Minnesota Vikings (2002-10); Baltimore Ravens (2011-13); Miami Dolphins (2013)
- McNEIL, Ryan (DB) – Detroit Lions (1993-97); St. Louis Rams (1997-98); Cleveland Browns (1999); Dallas Cowboys (2000); San Diego Chargers (2001-03)
- McVEIGH, John (LB) – Seattle Seahawks (1986)
- MERCER, Ivan (TE) – Washington Redskins (2001-02)
- MERCIER, Richard (OG) – Green Bay Packers (2000-01); Cleveland Browns (2002)
- MERIWEATHER, Brandon (DB) – New England Patriots (2007-11); Washington Redskins (2012-14)
- MILLER, Bill (SE/WR) – Dallas Texans (1962); Buffalo Bills (1963); Oakland Raiders (1964, 1966-68)
- MILLER, Dan (K) – New England Patriots (1982); Washington Redskins (1982); Baltimore Colts (1982)
- MILLER, Lamar (RB) – Miami Dolphins (2012-15); Houston Texans (2016)
- MIRA, George (QB) – San Francisco 49ers (1964-68); Philadelphia Eagles (1969); Miami Dolphins (1971)
- MORGAN, Dan (LB) – Carolina Panthers (2001-07)
- MORRIS, Stephen (QB) – Jacksonville Jaguars (2014); Philadelphia Eagles (2015); Indianapolis Colts (2015-16)
- MORRIS, Victor (LB) – Miami Dolphins (1987)
- MOSS, Santana (WR) – New York Jets (2001-04); Washington Redskins (2005-14)
- MOSS, Sinorice (WR) – New York Giants (2006-09)
- MOSS, Winston (LB) – Tampa Bay Buccaneers (1987-91); L.A. Raiders (1991-94); Seattle Seahawks (1995-97)
- MYERS, Chris (G) – Denver Broncos (2005-07); Houston Texans (2008-14)
- MYERS, Leonard (DB) – New England Patriots (2001-03)
- NEAL, Speedy (FB) – Buffalo Bills (1984)
- NELMS, Cory (DB) – Oakland Raiders (2012-13)
- NELSON, Bob (NG) – Green Bay Packers (1989-90)
- NICOLAS, Scott (LB) – Cleveland Browns (1982-86); Miami Dolphins (1987)
- NOPPENBERG, John (HB/FB) – Pittsburgh Steelers (1940-41); Detroit Lions (1941)

- OJOMO, Adewale (DE) – New York Giants (2012-13)
- OLSEN, Greg (TE) – Chicago Bears (2007-10); Carolina Panthers (2011-16)
- O'MAHONEY, Jim (LB) – New York Jets (1965-66)
- ORTEGA, Buck (TE) – New Orleans Saints (2008)
- OTTO, Jim (C) – Oakland Raiders (1960-74)
- OWENS, Burgess (DB) – New York Jets (1973-79); Oakland/L.A. Raiders (1980-82)
- PALEWICZ, Al (LB) – Kansas City Chiefs (1973-75); New York Jets (1977)
- PARRISH, Roscoe (WR) – Buffalo Bills (2005-11); Tampa Bay Buccaneers (2012)
- PAYTON, Jarrett (RB) – Tennessee Titans (2005)
- PEGUESE, Willis (DE) – Houston Oilers (1990-92); Indianapolis Colts (1992-93)
- PERRIMAN, Brett (WR) – New Orleans Saints (1988-90); Detroit Lions (1991-96); Kansas City Chiefs (1997); Miami Dolphins (1997-98)
- PERRYMAN, Denzel (LB) – San Diego Chargers (2015-16)
- PHILLIPS, Kenny (DB) – New York Giants (2008-12); New Orleans Saints (2015)
- PHILLIPS, Randy (DB) – Detroit Lions (2010)
- PIERRE, Olsen (DT) – Arizona Cardinals (2016)
- POPOVICH, Jeff (DB) – Tampa Bay Buccaneers (2000); Atlanta Falcons (2001)
- PORRIS, Clinton (RB) – Denver Broncos (2002-03); Washington Redskins (2004-10)
- RAKOCZY, Gregg (C/G/T) – Cleveland Browns (1987-90); New England Patriots (1991-92)
- REED, Ed (DB) – Baltimore Ravens (2002-12); Houston Texans (2013); New York Jets (2013)
- REGIS, Micanor (DT) – Atlanta Falcons (2012-13); Carolina Panthers (2014-15)
- RENFROW, Justin (DT/OL) – Green Bay Packers (2014); Seattle Seahawks (2014); San Francisco 49ers (2015); Buffalo Bills (2016)
- RICHARDSON, C.J. (DB) – Seattle Seahawks (1996-98)
- RILEY, Pat (DE) – Chicago Bears (1995)
- ROBERTS, Alfredo (TE/WR) – Kansas City Chiefs (1988-90); Dallas Cowboys (1991-92)
- ROBINSON, Fred (LB/DE) – San Diego Chargers (1982-86); Miami Dolphins (1986)
- ROLLE, Antrel (DB) – Arizona Cardinals (2005-09); New York Giants (2010-14); Chicago Bears (2015)
- ROMBERG, Brett (C) – Jacksonville Jaguars (2003-05); St. Louis Rams (2006-08); Atlanta Falcons (2009, 2011)
- RUMPH, Mike (DB) – San Francisco 49ers (2002-05); Washington Redskins (2006); St. Louis Rams (2007)
- RUSSELL, Twan (LB) – Washington Redskins (1997-99); Miami Dolphins (2000-02)
- RYDER, Nick (FB) – Detroit Lions (1963-64)
- SAPP, Warren (DT) – Tampa Bay Buccaneers (1995-2003); Oakland

HISTORY



# ALPHABETICAL #PROCANES ROSTER

- Raiders (2004-07)
- SCOTT, Rashawn (WR) – Miami Dolphins (2016)
- SEARCY, Leon (OL) – Pittsburgh Steelers (1992-95); Jacksonville Jaguars (1996-2000); Baltimore Ravens (2001); Miami Dolphins (2002)
- SEIGLER, Dexter (DB) – Miami Dolphins (1994-95); Seattle Seahawks (1996-98); Arizona Cardinals (1998)
- SHANNON, Randy (LB) – Dallas Cowboys (1989-90)
- SHARPTON, Darryl (LB) – Houston Texans (2010-13); Washington Redskins (2014); Chicago Bears (2014); Arizona Cardinals (2015)
- SHARPE, Glenn (CB) – Atlanta Falcons (2008-09)
- SHIELDS, Sam (DB) – Green Bay Packers (2010-16)
- SHOCKEY, Jeremy (TE) – New York Giants (2002-07); New Orleans Saints (2008-10); Carolina Panthers (2011)
- SILEO, Dan (DT) – Tampa Bay Buccaneers (1987)
- SIMON, Jim (G/T) – Detroit Lions (1963-65); Atlanta Falcons (1966-68)
- SISK, Johnny (DB) – Chicago Bears (1964)
- SMITH, Darrin (LB) – Dallas Cowboys (1993-96); Philadelphia Eagles (1997-98); Seattle Seahawks (1998-99); New Orleans Saints (2000-05)
- SMITH, Don (NT/DE/DT) – Atlanta Falcons (1979-84); Buffalo Bills (1985-86); New York Jets (1987)
- SMITH, Michael (LB) – Cleveland Browns (2002)
- SMITH, Roland (DB) – Atlanta Falcons (1990-92)
- SMITH, Russ (RB) – San Diego Chargers (1969-70)
- SMITH, Tom (RB) – Miami Dolphins (1973)
- SMITH, Willie (TE) – Miami Dolphins (1987)
- SPENCE, Sean (LB) – Pittsburgh Steelers (2012-15); Tennessee Titans (2016)
- SPENCER, Darryl (WR) – Atlanta Falcons (1994-95)
- STARKS, Duane (DB) – Baltimore Ravens (1998-2001); Arizona Cardinals (2002-04); New England Patriots (2005); Oakland Raiders (2006-07)
- STEWART, James (RB) – Minnesota Vikings (1995-96)
- STREETER, Tommy (WR) – Baltimore Ravens (2012); Jacksonville Jaguars (2014); Miami Dolphins (2015)
- STUBBS, Daniel (DE/LB) – San Francisco 49ers (1988-89); Dallas Cowboys (1990-91); Cincinnati Bengals (1991-93); Philadelphia Eagles (1995); Miami Dolphins (1996-99)
- SULLIVAN, Mike (G/C) – Dallas Cowboys (1991); Tampa Bay Buccaneers (1992-95); Chicago Bears (1996)
- SULLIVAN, Tom (RB) – Philadelphia Eagles (1972-77); Cleveland Browns (1978)
- SUTTON, Reggie (DB) – New Orleans Saints (1986-87)
- SWAIN, John (DB) – Minnesota Vikings (1981-84); Miami Dolphins (1985); Pittsburgh Steelers (1985-86); Miami Dolphins (1987)
- SWEENEY, Matt (DE) – Tampa Bay Buccaneers (2000-01)
- SWOPE, Erik (TE) – Indianapolis Colts (2014-16)
- (2005); New England Patriots (2006); Carolina Panthers (2007)
- THOMAS, Lamar (WR) – Tampa Bay Buccaneers (1993-95); Miami Dolphins (1996-00)
- THOMAS, Antonio (DT) – New England Patriots (2005-07); Cleveland Browns (2008)
- THOMPSON, Woody (RB) – Atlanta Falcons (1975-77)
- TORRETTA, Gino (QB) – Minnesota Vikings (1993); Detroit Lions (1994); San Francisco 49ers (1995-96); Seattle Seahawks (1996-87); Indianapolis Colts (1997)
- TROSCH, Gene (DE) – Kansas City Chiefs (1967, 1969)
- TURNER, John (DB) – Minnesota Vikings (1978-83); San Diego Chargers (1984); Minnesota Vikings (1985, 1987)
- TUTEN, Rick (P) – Philadelphia Eagles (1989); Buffalo Bills (1990); Seattle Seahawks (1991-97); St. Louis Rams (1998-99)
- VAN DYKE, Demarcus (DB) – Oakland Raiders (2011-12); Pittsburgh Steelers (2012-13); Kansas City Chiefs (2014); Minnesota Vikings (2015); Atlanta Falcons (2016)
- VERNON, Olivier (DE) – Miami Dolphins (2012-15); New York Giants (2016)
- VICKERS, Kipp (T/G) – Indianapolis Colts (1995-97); Washington Redskins (1999); Baltimore Ravens (2000-01); Washington Redskins (2002)
- VILMA, Jonathan (LB) – New York Jets (2004-07); New Orleans Saints (2008-13)
- VOLLENWEIDER, Jim (HB) – San Francisco 49ers (1962-63)
- WALFORD, Clive (TE) – Oakland Raiders (2015-16)
- WALSH, Steve (QB) – Dallas Cowboys (1989-90); New Orleans Saints (1990-93); Chicago Bears (1994-95); St. Louis Rams (1996); Tampa Bay Buccaneers (1997-98); Indianapolis Colts (1999)
- WALTERS, Matt (DE) – New York Jets (2003)
- WASHINGTON, Brandon (G) – Philadelphia Eagles (2012); St. Louis Rams (2012-15)
- WATERS, Herb (WR) – Green Bay Packers (2016)
- WATT, Walt (HB/DB) – Chicago Cardinals (1945)
- WAYNE, Reggie (WR) – Indianapolis Colts (2001-14)
- WEBSTER, Nate (LB) – Tampa Bay Buccaneers (2000-03); Cincinnati Bengals (2004-05); Denver Broncos (2006-08)
- WEISACOSKY, Ed (LB) – New York Giants (1967); Miami Dolphins (1968-70); New England Patriots (1971-72)
- WERL, Bob (DE/G) – New York Jets (1966)
- WHEELER, Jared (OL) – Philadelphia Eagles (2015)
- WILFORK, Vince (NT/DT) – New England Patriots (2004-14); Houston Texans (2015-16)
- WILLIAMS, Andrew (DE) – San Francisco (2003-04)
- WILLIAMS, D.J. (LB) – Denver Broncos (2004-12); Chicago Bears (2013-14)
- WILLIAMS, Darryl (DB) – Cincinnati Bengals (1992-95); Seattle Seahawks (1996-99); Cincinnati Bengals (2000-01)
- WILLIAMS, Kevin (WR) – Dallas Cowboys (1993-96); Arizona Cardinals (1997); Buffalo Bills (1998-99); San Francisco 49ers (2000)



## ALPHABETICAL #PROCANES ROSTER

- WILLIAMS, Leon (LB) – Cleveland Browns (2006-08); Dallas Cowboys (2010); Kansas City Chiefs (2012)
- WILLIAMS, Lester (NT/DE) – New England Patriots (1982-85); San Diego Chargers (1986); Seattle Seahawks (1987)
- WILLIAMS, Warren (RB) – Pittsburgh Steelers (1988-92); Indianapolis Colts (1993)
- WIMBERLY, Marcus (DB) – Atlanta Falcons (1997)
- WINSLOW Jr., Kellen (TE) – Cleveland Browns (2004-08); Tampa Bay Buccaneers (2009-11); New England Patriots (2012); New York Jets (2013)
- WINSTON, Eric (T) – Houston Texans (2006-11); Kansas City Chiefs (2012); Arizona Cardinals (2013); Cincinnati Bengals (2014-16)

HISTORY



# ALL-TIME #PROCANES BY TEAM

## ARIZONA CARDINALS

PLAYER	POS	YEARS
Anderson, Ottis	RB	1979-85
Byrd, LaRon	WR	2012-13
Campbell, Calais	DE	2008-16
Chickillo, Nick	G	1953
Daanen, Jerry	WR	1968-70
Feagles, Jeff	P	1994-97
Gunn, Harland	G	2012-15
Hill, Randal	WR	1991-94
Jackson, James	RB	2005
James, Edgerrin	RB	2006-08
Kearns, Tom	T	1946
Pierre, Olsen	DT	2016
Rolle, Antrel	DB	2005-09
Seigler, Dexter	CB	1998
Sharpton, Darryl	LB	2015
Starks, Duane	CB	2002-04
Watt, Walter	HB	1945
Williams, Kevin	WR	1997
Winston, Eric	OT	2013

## ATLANTA FALCONS

PLAYER	POS	YEARS
Adkins, Spencer	LB	2009-12
Bibla, Martin	G	2002-05
Bosher, Matt	P/K	2011-16
German, Jammi	WR	1998-2000
Hankerson, Leonard	WR	2015
Hester, Devin	KR	2014-16
Horn, Tyler	C	2012
Matlock, John	C	1970-71
Popovich, Jeff	DB	2001
Regis, Micanor	DT	2012-13
Romberg, Brett	OL	2009, 2011
Sharpe, Glenn	DB	2008-09
Simon, Jim	G	1966-68
Smith, Don	DE	1979-84
Smith, Roland	DB	1990-92
Spencer, Darryl	WR	1994-95
Thompson, Woody	RB	1975-77
Van Dyke, Demarcus	DB	2016
Wimberley, Marcus	S	1997

## BALTIMORE RAVENS

PLAYER	POS	YEARS
Bailey, Robert	CB	2000
Berry, Damien	RB	2011-13
Gooden, Tavares	LB	2008-10
Lewis, Ray	LB	1996-2012
Luchey, Nick	FB	2006
McGahee, Willis	RB	2007-10
McKinnie, Bryant	OT	2011-13
Reed, Ed	FS	2002-12
Searcy, Leon	OL	2001
Starks, Duane	CB	1998-2001
Streeter, Tommy	WR	2012
Testaverde, Vinny	QB	1996-97
Vickers, Kipp	OL	2000-01
Wilson, Adrian	DE	2001

## BUFFALO BILLS

PLAYER	POS	YEARS
Alvers, Steve	TE/C	1981
Bellinger, Rodney	CB	1984-86
Everett, Kevin	TE	2005-07
Gaines, Jimmy	LB	2014-15
Hankerson, Leonard	WR	2016
Henderson, Seantrel	T	2014-16
Johnson, Jack	DB	1960-61
Kelly, Jim	QB	1986-96
Matlock, John	C	1972
McGahee, Willis	RB	2003-06
Miller, Bill	SE	1963
Neal, Robert "Speedy"	FB	1984
Parrish, Roscoe	WR	2005-11
Renfrow, Justin	OL	2016
Smith, Don	DE	1985-86
Tatarek, Bob	DT	1968-72
Tuten, Rick	P	1990
Williams, Kevin	WR	1998-99

## CAROLINA PANTHERS

PLAYER	POS	YEARS
Armstead, Jessie	LB	2004
Barrow, Micheal	LB	1997-99
Beason, Jon	LB	2007-13
Butler, Rashad	OT	2006
Byrd, LaRon	WR	2016
Lewis, Damione	DT	2006-09
McDermott, Shane	C	2015
McDowell, Bubba	DB	1995-97
Morgan, Dan	LB	2001-07
Olsen, Greg	TE	2011-16
Regis, Micanor	DT	2014-15
Shockey, Jeremy	TE	2011
Testaverde, Vinny	QB	2007

## CHICAGO BEARS

PLAYER	POS	YEARS
Bass, Robert	LB	1995
Beason, Jon	LB	2013-15
Bush, Deon	S	2016
Dooley, Jim	FL	1952-54, 1956-57, 1959-62
Erickson, Craig	QB	1999
Green, Jamaal	DE	2005-06
Hester, Devin	KR	2006-13
Huerta, Carlos	K	1996
Johnson, Jack	DB	1957-59
Marshall, Alfonso	DB	2004-05
McClover, Darrell	LB	2006-07
Meriweather, Brandon	S	2011
O'Donnell, Pat	P	2014-16
Olsen, Greg	TE	2007-10
Riley, Pat	DE	1995
Rolle, Antrel	DB	2015
Sharpton, Darryl	LB	2014
Sisk, Johnny	DB	1964
Sullivan, Mike	G	1996
Walsh, Steve	QB	1994-95
Williams, D.J.	LB	2013-14
Wise, Ty	C	2001

# ALL-TIME #PROCANES BY TEAM

## CINCINNATI BENGALS

PLAYER	POS	YEARS
Brown, Eddie	WR	1985-91
Carroll, Wesley	WR	1993
Clark, Bernard	LB	1990-91
Covington, Scott	QB	1999-2001
Edwards, Eddie	DE	1977-88
Harris, Orien	DT	2008-09
Jennings, Kelly	DB	2011
Luchey, Nick	FB	1999-2002, 2005
Mack, Tremain	S	1997-2001
Matlock, John	C	1968
Stubbs, Daniel	DE	1991-93
Webster, Nate	LB	2004-05
Williams, Darryl	DB	1992-95, 2000-01
Williams, Nick	FB	1999-2002
Winston, Eric	OT	2014-16

## CLEVELAND BROWNS

PLAYER	POS	YEARS
Belk, Rocky	WR	1983
Benjamin, Travis	WR	2012-15
Butler, Rashad	OT	2013
Byrd, LaRon	WR	2014
Dorsey, Ken	QB	2006-08
German, Jammi	WR	2001
Gonzalez, Joaquin	OL	2002-04
Ham, Derrick	DE	2001
Harris, Orien	DT	2006
Howard, Tracy	DB	2016
Jackson, James	RB	2001-03
Johnson, Duke	RB	2016
King, Andre	WR	2001-04
Kosar, Bernie	QB	1985-93
Lang, Kenard	DE	2002-05
Little, Earl	DB	2000-04
McGahee, Willis	RB	2013
McNeil, Ryan	DB	1999
Mercier, Richard	OL	2002
Nicolas, Scott	LB	1982-86
Rakoczy, Gregg	C	1987-90
Smith, Michael	LB	2002
Sullivan, Tom	RB	1978
Testaverde, Vinny	QB	1993-95
Thomas, Santonio	DT	2008
Williams, Leon	LB	2006-08
Winslow II, Kellen	TE	2004-08

## DALLAS COWBOYS

PLAYER	POS	YEARS
Bailey, Robert	DB	1995
Barrow, Micheal	LB	2005
Bell, Coleman	TE	1993
Broughton, Willie Lee	DE	1989-90
Gunn, Harland	G	2012
Highsmith, Alonzo	RB	1990-91
Irvin, Michael	WR	1988-2000
Jones, Jimmie	DT	1990-93
Kosar, Bernie	QB	1993
Maryland, Russell	DT	1991-95
McGee, Brandon	CB	2016
McNeil, Ryan	DB	2000
Roberts, Alfredo	TE	1991-92
Shannon, Randy	LB	1989-90

Smith, Darrin	LB	1993-96
Stubbs, Dan	DE	1990-91
Sullivan, Mike	OL	1991
Testaverde, Vinny	QB	2004
Walsh, Steve	QB	1989-90
Williams, Leon	LB	2010
Williams, Kevin	KR	1993-96

## DENVER BRONCOS

PLAYER	POS	YEARS
Bratton, Melvin	RB	1989-90
Brown, Delvin	DB	2002
Carter, Rubin	NT	1975-86
Cooper, Mark	G	1983-87
Franklin, Orlando	OL	2011-2014
Goodman, Harvey	G	1976
Heurtelou, Calvin	DT	2016
Jones, K.C.	C	1997-2001
Kang, Kenard	DE	2006
Latimer, Don	NT	1978-83
McGahee, Willis	RB	2011-12
Myers, Chris	G	2005-07
Portis, Clinton	RB	2002-03
Webster, Nate	LB	2006-08
Williams, D.J.	LB	2004-12

## DETROIT LIONS

PLAYER	POS	YEARS
Bailey, Robert	CB	1997-99, 2001
Blades, Bennie	DB	1988-96
Blaise, Kerlin	OL	1998-2003
Buchanan, Phillip	CB	2009
Cesare, Billy	DB/KR	1982
DeMarco, Mario	G	1949
Evans, Leon	DE	1985-86
Fox, Jason	T	2010-13
Frohbose, Bill	DB	1974
Haggerty, Mike	T	1973
Harris, Orien	DT	2009
McIntosh, Rocky	LB	2013
McNeil, Ryan	DB	1993-97
Noppenberg, John	HB/FB	1941
Perriman, Brett	WR	1991-96
Phillips, Randy	DB	2010
Ryder, Nick	FB	1963-64
Simon, Jim	G	1963-65
Tatarek, Bob	DT	1972
Torretta, Gino	QB	1994

## GREEN BAY PACKERS

PLAYER	POS	YEARS
Davenport, Najeh	RB	2002-05
Franks, Bubba	TE	2000-07
Gunter, Ladarius	CB	2015-16
Hendricks, Ted	LB	1974
Jackson, James	RB	2004
Losch, Jack	HB	1956
Luchey, Nick	FB	2003-04
Maryland, Russell	DT	2000-01
McDougal, Bob	B	1947
Mercier, Richard	G	2000-01
Nelson, Bob	NG	1989-90
Renfrow, Justin	DT	2014
Shields, Sam	CB	2010-16





# ALL-TIME #PROCANES BY TEAM

Waters, Herb	WR	2016
<b>HOUSTON TEXANS</b>		
<b>PLAYER</b>	<b>POS</b>	<b>YEARS</b>
Buchanan, Phillip	CB	2005-06
Butler, Rashad	OT	2007-12
Gooden, Tavares	LB	2013
Harris, Brandon	CB	2011-13
Jenkins, Darnell	WR	2008-09
Johnson, Andre	WR	2003-14
Kamalu, Ufomba	DT	2016
Lewis, Damione	DT	2010
Miller, Lamar	RB	2016
Myers, Chris	OL	2008-14
Reed, Ed	DB	2013
Sharpston, Darryl	LB	2010-13
Wilfork, Vince	DT	2015-16
Winston, Eric	OT	2006-11

<b>INDIANAPOLIS COLTS</b>		
<b>PLAYER</b>	<b>POS</b>	<b>YEARS</b>
Bailey, Don	C	1984-85
Barnes, Mike	DE	1973-81
Bentley, Albert	RB	1985-91
Broughton, Willie Lee	NT	1985-86
Curry, Shane	DT	1991
Davenport, Najeh	RB	2008
Davis, Tanard	DB	2006
Del Bello, Jack	QB	1953
Dixon, Antonio	DT	2012
Dorsett, Phillip	WR	2015-16
Erickson, Craig	QB	1995
Etheredge, Carlos	OL	1994
Gonzalez, Joaquin	OL	2005
Gore, Frank	RB	2015-16
Hendricks, Ted	LB	1969-73
James, Edgerrin	RB	1999-2005
James, Javaris	RB	2010-11
Johnson, Andre	WR	2015
Morris, Stephen	QB	2015-16
Miller, Danny	P/K	1982
Peguese, Willis	DE	1992-93
Swoope, Erik	TE	2014-16
Toretta, Gino	QB	1997
Vickers, Kipp	OL	1995-97
Walsh, Steve	QB	1999
Wayne, Reggie	WR	2001-114
Williams, Warren	RB	1993

<b>JACKSONVILLE JAGUARS</b>		
<b>PLAYER</b>	<b>POS</b>	<b>YEARS</b>
Armbrister, Thurston	LB	2015-16
Brown, Delvin	DB	2001
Hurns, Allen	WR	2014-16
Linder, Brandon	OG	2014-16
Morris, Stephen	QB	2014
Romberg, Brett	C	2003-05
Searcy, Leon	OT	1996-2000
Streeter, Tommy	WR	2014

<b>KANSAS CITY CHIEFS</b>		
<b>PLAYER</b>	<b>POS</b>	<b>YEARS</b>
Bailey, Allen	DE	2011-16
Bennett, Donnell	RB	1994-2000

Bookman, Johnny	DB	1960
Brown, Larry	T	1978-79
Corey, Walt	LB	1960-66
Diamond, Charley	T	1960-63
Gordon, Richard	TE	2013-15
Hudock, Mike	C	1967
Johnson, Jack	DB	1961
Maxeys, Marcus	CB	2006
Miller, Bill	SE	1962
Palewicz, Al	LB	1973-75
Perriman, Brett	WR	1997
Roberts, Alfredo	TE	1988-90
Trosch, Gene	DT	1967,69
Van Dyke, DeMarcus	CB	2014
Williams, Leon	LB	2012
Winston, Eric	OT	2012

<b>LOS ANGELES RAMS</b>		
<b>PLAYER</b>	<b>POS</b>	<b>YEARS</b>
Armstrong, Ray Ray	LB	2013-14
Bailey, Robert	DB	1991-94
Berlin, Brock	QB	2007-08
Brown, Fred	LB/DE	1965
Burke, Mike	P	1974
Covington, Scott	QB	2002-03
Gary, Cleveland	RB	1989-93
Harrah, Dennis	G	1975-87
Harris, Derrick	FB	1996-99
Hawkins, Bill	DE	1989-92
Huerta, Carlos	K	1996
Jones, Jimmie	DT	1994-97
Lewis, Damione	DT	2001-05
McGee, Brandon	CB	2013-15
McIntosh, Rocky	LB	2012
McNeil, Ryan	DB	1997-98
Romberg, Brett	C	2006-08
Rumph, Mike	DB	2007
Tuten, Rick	P	1998-99
Walsh, Steve	QB	1996
Washington, Brandon	OL	2012-15

<b>MIAMI DOLPHINS</b>		
<b>PLAYER</b>	<b>POS</b>	<b>YEARS</b>
Bailey, Robert	CB	1996
Beier, Tom	S	1967, 1969
Bennett, Woody	FB	1980-88
Brophy, Jay	LB	1984-86
Brown, Andre	WR	1989-90
Caesar, Mark	DL	1994
Carey, Vernon	OL	2004-11
Cesare, Billy	S	1980
Copeland, Horace	WR	1998
Cox, Jim	TE	1968
Epps, Dedrick	TE	2010
Erickson, Craig	QB	1996-97
Fox, Jason	OT	2014-15
Gary, Cleveland	RB	1994
Green, Yatil	WR	1997-1999
Harden, Bobby	S	1990-93
Henry, Charles	TE	1991
Hill, Randal	WR	1991, 1995-96
Hudock, Mike	C	1966
Kosar, Bernie	QB	1994-96
Mark, Greg	DE	1990

HISTORY



# ALL-TIME #PROCANES BY TEAM

McKinnie, Bryant	OT	2013
Miller, Lamar	RB	2012-15
Mira, George	QB	1971
Morris, Victor	LB	1987
Nicolas, Scott	LB	1987
Perriman, Brett	WR	1997-98
Robinson, Fred	LB	1986
Russell, Twan	LB	2000-02
Scott, Rashawn	WR	2016
Searcy, Leon	OT	2002
Seigler, Dexter	DB	1994-95
Smith, Tom	RB	1973
Smith, Willie	TE	1987
Streeter, Tommy	WR	2015
Stubbs, Daniel	DE	1996-99
Swain, John	CB	1985, 1987
Thomas, Lamar	WR	1997-2000
Tucker, Syii	TE	1998
Vernon, Olivier	DE	2012-15
Walters, Matt	P	2005
Weisacosky, Ed	LB	1968-70
Wimberly, Marcus	S	1999

## MINNESOTA VIKINGS

PLAYER	POS	YEARS
Boireau, Michael	DE	2000-01
Ford, Chase	TE	2012-15
Foreman, Chuck	RB	1973-79
Fullington, Darrell	DB	1988-90
Jones, Carlos	DB	2000
McKinnie, Bryant	OT	2002-10
Stewart, James	RB	1995-96
Swain, John	CB	1981-84
Turner, John	DB	1978-83, 85, 87
Torretta, Gino	QB	1993
Van Dyke, DeMarcus	CB	2015

## NEW ENGLAND PATRIOTS

PLAYER	POS	YEARS
Bennett, Phil	LB	1960
Brown, Kareem	DT	2007
Cleveland, Asante	TE	2016
Feagles, Jeff	P	1988-89
Foreman, Chuck	RB	1980
Forston, Marcus	DT	2012-13
Fullington, Darrell	S	1991
Gaiter, Tony	WR	1997-98
Haggerty, Mike	T	1971
Hill, Quadtrine	RB	2006-07
Lippett, Ronnie	CB	1983-91
Marion, Fred	S	1982-91
Meriweather, Brandon	S	2007-11
Miller, Danny	K	1982
Myers, Leonard	CB	2001-03
Rakoczy, Gregg	C	1991-92
Sievers, Todd	P	2003
Starks, Duane	CB	2005
Testaverde, Vinny	QB	2006
Thomas, Santonio	DT	2005-07
Weisacosky, Ed	LB	1971-72
Wilfork, Vince	DT	2004-14
Williams, Lester	NT	1982-85
Winslow II, Kellen	TE	2012

## NEW ORLEANS SAINTS

PLAYER	POS	YEARS
Broughton, Willie Lee	DT	1995-96
Carroll, Wesley	WR	1991-92
Graham, Jimmy	TE	2010-14
Harris, Derrick	RB	2000-01
Harris, Orien	DT	2007
Hill, Randal	WR	1997-98
Jones, Carlos	DB	1999
Kohlbrand, Joe	DE	1985-89
Little, Earl	DB	1997-99
Ortega, Buck	TE	2008
Perriman, Brett	WR	1988-90
Phillips, Kenny	S	2015
Shockey, Jeremy	TE	2008-10
Smith, Darrin	LB	2000-05
Sutton, Reggie	DB	1986-87
Vilma, Jonathan	LB	2008-13
Walsh, Steve	QB	1990-93

## NEW YORK GIANTS

PLAYER	POS	YEARS
Anderson, Ottis	RB	1986-92
Armstead, Jessie	LB	1993-2001
Barrow, Micheal	LB	2000-03
Bookman, Johnny	DB	1957
Burt, Jim	NT	1981-88
Cook, Charles	NT	1983
Feagles, Jeff	P	2003-09
Flowers, Ereck	OT	2015-16
Geathers, Jason	WR	2004
Hendricks, Dwayne	DT	2010-11
Holmes, Kenny	DE	2001-04
Johnson, Bruce	CB	2009-12
Johnson, Ken	RB	1979
Jones, Daryl	WR	2002-03
Jones, Ernie	DB	1977-79
Joseph, William	DT	2003-07
Kearns, Tom	T	1945
Mark, Greg	DE	1990
McDermott, Shane	C	2016
McDougle, Jerome	DE	2008
Moss, Sinorice	WR	2006-09
Ojomo, Adewale	DE	2012-13
Phillips, Kenny	S	2008-12
Rolle, Antrel	DB	2010-14
Shockey, Jeremy	TE	2002-07
Vernon, Olivier	DE	2016
Weisacosky, Ed	LB	1967

## NEW YORK JETS

PLAYER	POS	YEARS
Alvers, Steve	TE/C	1982
Bennett, Woody	RB	1979-80
Bookman, Johnny	DB	1961
Brophy, Jay	LB	1987
Brown, Kareem	DT	2007-08
Chickillo, Tony	DE	1987
Dawkins, Dale	WR	1990-93
Dennison, Glenn	TE	1984
Epps, Dedrick	TE	2011-12
Franks, Bubba	TE	2008
Heaps, Jake	QB	2015
Hudock, Mike	C	1960-65

HISTORY

## ALL-TIME #PROCANES BY TEAM

Matlock, John	CB	1967
McClover, Darrell	LB	2004-05
Moss, Santana	WR	2001-04
O'Mahoney, Jim	LB	1965-66
Owens, Burgess	S	1973-79
Palewicz, Al	LB	1977
Reed, Ed	DB	2013
Smith, Don	DT	1987
Testaverde, Vinny	QB	1998-2003, 2005
Vilma, Jonathan	LB	2004-07
Walters, Matt	P	2003
Werl, Bob	DE	1966
Winslow II, Kellen	TE	2013

### OAKLAND RAIDERS

PLAYER	POS	YEARS
Armstrong, Ray Ray	LB	2015
Banaszak, Pete	RB	1966-78
Broughton, Willie Lee	DT	1992-93
Buchanan, Phillip	CB	2002-04
Cline, Tony	DE	1970-75
Connors, Dan	LB	1964-74
Copeland, Horace	WR	1999
Feliciano, Jon	OL	2015-16
Fulcher, Mondriel	TE	2000-02
Gordon, Richard	TE	2011-12
Hendricks, Ted	LB	1975-83
Jones, Chris T.	WR	1998-99
Joseph, William	DT	2008-10
Maryland, Russell	DT	1996-99
Miller, Bill	SE	1964, 1966-68
Moss, Winston	LB	1991-94
Nelms, Cory	DB	2012-13
Otto, Jim	C	1960-74
Owens, Burgess	S	1980-82
Parrish, Roscoe	WR	2012
Sapp, Warren	DT	2004-07
Starks, Duane	CB	2006-07
Van Dyke, DeMarcus	CB	2011-12
Walford, Clive	TE	2015-16

### PHILADELPHIA EAGLES

PLAYER	POS	YEARS
Brown, Fred	LB/DE	1967-69
Brown, Jerome	DT	1987-91
Clark, Howard	LB	2003
Davis, Tanard	DB	2007
Dixon, Antonio	DT	2009
Feagles, Jeff	P	1990-93
Ford, Chase	TE	2012
Fox, Terry	FB	1941, 1945
Green, Jamaal	DE	2003-04
Jones, Chris T.	WR	1995-98
Jones, Jimmie	DL	1997-98
Jones, Larry	RB	1996-97
Mark, Greg	DE	1990
McDougle, Jerome	DE	2003-07
Mira, George	QB	1969
Morris, Stephen	QB	2015
Patchan, Matt	OT	1988
Smith, Darrin	LB	1997-98
Stubbs, Daniel	DE	1995
Sullivan, Tom	RB	1972-77
Tuten, Rick	P	1989

Washington, Brandon	OL	2012
Wheeler, Jared	OL	2015

### PITTSBURGH STEELERS

PLAYER	POS	YEARS
Bentley, Albert	RB	1992
Burns, Artie	CB	2016
Butler, Rashad	OT	2013
Chickillo, Anthony	DL	2015-16
Davenport, Najeh	RB	2006-08
Dunn, Gary	NT	1976-87
Gordon, Richard	TE	2013
Green, Shayon	LB	2015
Haggerty, Mike	T	1967-70
Jelley, Tom	E	1951
Kalina, Dave	WR	1970
Kichefski, Walt	E	1940-42
McCord, Tyriq	LB	2016
Noppenberg, John	HB/FB	1940-41
Searcy, Leon	OL	1992-95
Spence, Sean	LB	2012-15
Swain, John	CB	1985-86
Van Dyke, DeMarcus	CB	2012-13
Williams, Warren	RB	1988-92

### SAN DIEGO CHARGERS

PLAYER	POS	YEARS
Benjamin, Travis	WR	2016
Burgess, James	LB	1997-98
Chickillo, Tony	NT	1984-85
Cleveland, Asante	TE	2016
Franklin, Orlando	OL	2015-16
Gaiter, Tony	WR	1998-99
Harris, Derrick	FB	2000
Joseph, Carlos	OT	2004
Krien, Darren	LB	1994-95
McNeil, Ryan	CB	2001-03
Parrish, Roscoe	WR	2012
Perryman, DeMazel	LB	2015-16
Robinson, Fred	DE	1982-86
Smith, Russ	RB	1969-70
Turner, John	DB	1984
Williams, Lester	DL	1986

### SAN FRANCISCO 49ERS

PLAYER	POS	YEARS
Atkins, Baraka	DE	2009
Blades, Al	DB	2001-02
Burt, Jim	NT	1989-91
Carapella, Al	T	1951-55
Cleveland, Asante	TE	2014-15
Cline, Tony	DE	1976-77
Dorsey, Ken	QB	2003-05
Fagan, Kevin	DE	1987-93
Gore, Frank	RB	2005-14
Gooden, Tavares	LB	2011-12
Mira, George	QB	1964-68
Renfrow, Justin	DT	2015
Rumph, Mike	CB	2002-05
Stubbs, Dan	DE	1988-89
Torretta, Gino	QB	1995-96
Vollenweider, Jim	RB	1962-63
Williams, Andrew	DE	2003-04
Williams, Kevin	WR	2000

# ALL-TIME #PROCANES BY TEAM

## SEATTLE SEAHAWKS

PLAYER	POS	YEARS
Atkins, Baraka	DE	2007-08
Bell, Coleman	TE	1996
Blades, Bennie	DB	1997
Blades, Brian	WR	1988-98
Clark, Bernard	LB	1991
Cortes, Julio	LB	1987
Feagles, Jeff	P	1998-2002
Graham, Jimmy	TE	2015-16
Heaps, Jake	QB	2016
James, Edgerrin	RB	2009
Jennings, Kelly	CB	2006-10
Jones, Carlos	CB	1998
Jones, Ernie	DB	1976
Kennedy, Cortez	DT	1990-2000
McVeigh, John	DE	1986
Moss, Winston	LB	1995-97
Renfrow, Justin	DT	2014
Richardson, C.J.	DB	1996-98
Siegler, Dexter	CB	1996-98
Smith, Darrin	LB	1998-99
Torretta, Gino	QB	1996-97
Tuten, Rick	P	1991-97
Winslow II, Kellen	TE	2012
Williams, Darryl	DB	1996-99
Williams, Lester	DL	1987

## TAMPA BAY BUCCANEERS

PLAYER	POS	YEARS
Bailey, Don	C	1983
Buchanan, Phillip	DB	2006-08
Cesare, Billy	DB/KR	1978-79, 1981
Cooper, Mark	G	1987-89
Copeland, Horace	WR	1993-98
Erickson, Craig	QB	1992-94
Fitzgerald, Markese	DB	2002
Fullington, Darrell	DB	1992-93
Heffernan, David	OL	1988
James, Mike	RB	2013-16
Moss, Winston	LB	1987-91
Parrish, Roscoe	WR	2012
Popovich, Jeff	DB	2000
Sapp, Warren	DT	1995-2003
Sileo, Dan	DT	1987
Sullivan, Mike	OL	1992-95
Sweeney, Matt	DE	2000-01
Testaverde, Vinny	QB	1987-92
Thomas, Lamar	WR	1993-95
Walsh, Steve	QB	1997-98
Webster, Nate	LB	2000-03
Winslow II, Kellen	TE	2009-11

## TENNESSEE TITANS

PLAYER	POS	YEARS
Barrow, Micheal	LB	1993-96
Cochrane, Kelly	QB	1972
Davis, Tanard	DB	2008
Gordon, Richard	TE	2014
Greaves, Gary	DE	1960
Harris, Brandon	DB	2014-15
Highsmith, Alonzo	FB	1987-89
Holmes, Kenny	DE	1997-2003

Johnson, Alex	WR	1991
Larkin, Eric	T	1987
McCarthy, Colin	LB	2011-14
McDowell, Bubba	S	1989-94
Payton, Jarett	RB	2005
Peguese, Willis	DE	1990-92
Spence, Sean	LB	2016

## WASHINGTON REDSKINS

PLAYER	POS	YEARS
Armstead, Jessie	LB	2002-03
Bailey, Robert	CB	1995
Barrow, Micheal	LB	2004
Bell, Coleman	TE	1994-95
Bennett, Donnell	RB	2001
Bosseler, Don	FB	1957-64
Buchanan, Phillip	DB	2010-11
Byrd, LaRon	WR	2015
Dennison, Glenn	TE	1987
Frazier, Frank	G	1987
Green, Jamaal	DE	2007
Griffin, Keith	RB/KR	1984-88
Ham, Derrick	DE	1999-2000
Hankerson, Leonard	WR	2011-14
Jones, Larry	RB	1995-96
Joseph, Joe	DT	2010
Lang, Kenard	DE	1997-2001
Masterson, Bob	E	1938-43
McIntosh, Rocky	LB	2006-11
Mercer, Ivan	TE	2001-02
Meriweather, Brandon	S	2012-14
Miller, Danny	K	1982
Moss, Santana	WR	2005-14
Portis, Clinton	RB	2004-10
Rumph, Mike	CB	2006
Sharpton, Darryl	LB	
Taylor, Sean	S	2004-07
Russell, Twan	LB	1997-99
Vickers, Kipp	OG	1999, 2002

## DEFUNCT TEAMS

### BOSTON YANKS

PLAYER	POS	YEARS
Masterson, Bob	E	1945

### NEW YORK YANKEES (AAFC)

PLAYER	POS	YEARS
Masterson, Bob	E	1946

### BROOKLYN DODGERS

PLAYER	POS	YEARS
Masterson, Bob	E	1944

### CARD-PITT CARPETS

PLAYER	POS	YEARS
Kichiefski, Walt	E	1944

### MIAMI SEAHAWKS (AAFC)

PLAYER	POS	YEARS
Fox, Terry	FB	1946

HISTORY



# NFL DRAFT PICKS

## EARLY ERA

1936-59

YEAR	RD	PICK	NAME, POS.	TEAM
1938	6	50	Bob Masterson, E	Chicago Bears
1940	13	113	John Noppenberg, B	Pittsburgh Steelers
	22	197	Walt Kichefski, E	Chicago Bears
1941	17	153	Terry Fox, B	Pittsburgh Steelers
1942	8	68	Tom Kearns, T	New York Giants
	15	140	Joe Krutulis, E	Chicago Bears
1944	18	183	Howie Plasman, B	Chicago Bears
	28	289	Pat Petroski, G	Pittsburgh Steelers
1945	3	18	Walter Watt, B	Chicago Cardinals
1946	23	211	Bill Levitt, C	Boston Yanks
	23	217	Ed Cameron, G	Philadelphia Eagles
1947	7	51	Tony Yoviczin, E	Philadelphia Eagles
	8	56	Harvey James, C	Detroit Lions
	9	72	Bob McDougal, B	Green Bay Packers
1949	11	102	Ernie Settembre, T	Detroit Lions
	11	83	Ernie Settembre, T	Buffalo (AAFC)
1951	4	49	Tom Jelley, E	Chicago Bears
	5	54	Al Carapella, T	San Francisco 49ers
	13	152	Pete Mastellone, C	Philadelphia Eagles
	18	218	Frank Smith, B	New York Giants
	29	314	Ralph Fielier, E	Green Bay Packers
1952	1	8	Jim Dooley, B	Chicago Bears
	30	352	Wilfred Stolk, B	Chicago Cardinals
1953	15	172	Nick Chickillo, G	Chicago Cardinals
	24	282	Bob Scneidenbach, B	Pittsburgh Steelers
1954	21	247	Dan Tassotti, T	Pittsburgh Steelers
1955	4	39	Gordon Malloy, B	Detroit Lions
	7	75	Frank McDonald, E	Baltimore Colts
	11	122	Tom Pepsin, E	Chicago Cardinals
1956	1	8	Jack Losch, B	Green Bay Packers
	9	107	Whitey Rouviere, B	Washington Redskins
	10	118	Bob Nolan, E	Pittsburgh Steelers
	11	128	Mike Hudock, C	Green Bay Packers
1957	1	9	Don Bosseler, B	Washington Redskins
	4	49	Jack Johnson, B	Chicago Bears
	9	102	Charles Hutchings, T	Pittsburgh Steelers
	19	221	Phil Bennett, E	Pittsburgh Steelers
1958	4	46	John Varone, B	San Francisco 49ers

## AFL/NFL ERA

1960-66

YEAR	RD	PICK	NAME, POS.	TEAM
1961	5	68	Jack Novak, G	Green Bay Packers
	6	73	Jon O'Day, T	Washington Redskins
	15	201	Charles Linning, T	Chicago Bears
	15	208	Ray Lardani, T	Green Bay Packers
1962	3	30	Bill Miller, E	Minnesota Vikings
	8	106	Jim Vollenweider, B	San Francisco 49ers
	12	161	Bill Watts, T	Chicago Bears

	13	174	Bill Diamond, G	St. Louis Cardinals
1963	5	60	Roland Benson, T	Los Angeles Rams
	8	100	Jim O'Mahoney, LB	Minnesota Vikings
	10	139	Nick Ryder, B	Detroit Lions
	15	206	Bob Dentel, C	Chicago Bears
	15	208	Jim Simon, E	Detroit Lions
	17	234	John Sisk, B	Chicago Bears
	20	270	Ben Rizzo, B	Philadelphia Eagles
1964	2	15	George Mira, QB	San Francisco 49ers
	5	70	Dan Conners, T	Chicago Bears
1965	3	37	Fred Brown, E	Los Angeles Rams
	12	162	Bob Werl, E	Los Angeles Rams

## COMMON DRAFT ERA

1967-69

YEAR	RD	PICK	NAME, POS.	TEAM
1967	1	24	Gene Trosch, DT	Kansas City Chiefs
	6	140	Mike Haggerty, T	Pittsburgh Steelers
	10	241	Tom Beier, DB	Miami Dolphins
	16	418	Fred Cassidy, RB	Green Bay Packers
	17	422	Mario Cordoves, T	Miami Dolphins
1968	2	34	Bob Tatarek, DT	Buffalo Bills
	2	54	Jim Cox, WR	Miami Dolphins
	7	166	Steve Smith, TE	Cincinnati Bengals
	8	198	Hank Urbanowicz, DT	Minnesota Vikings
	8	205	Jerry Daanen, WR	St. Louis Cardinals
	10	253	Joe Mirto, T	Miami Dolphins
	15	388	Ken Corbin, LB	Miami Dolphins
	15	401	Bill Chambliss, G	Kansas City Chiefs
	15	408	Joe Mira, WR	Cincinnati Bengals
1969	2	33	Ted Hendricks, LB	Baltimore Colts

## MODERN ERA

1970-PRESENT

YEAR	RD	PICK	NAME, POS.	TEAM
1970	4	102	Tony Cline, LB	Oakland Raiders
	8	188	Bill Trout, DT	Cincinnati Bengals
	10	256	Vince Opalsky, RB	Dallas Cowboys
1971	9	228	Joe Schmidt, WR	Los Angeles Rams
	16	412	Tony Stawarz, DB	Oakland Raiders
1972	15	378	Tom Sullivan, RB	Philadelphia Eagles
	17	421	Kelly Cochrane, QB	Houston Oilers
1973	1	12	Chuck Foreman, RB	Minnesota Vikings
	1	13	Burgess Owens, DB	New York Jets
	2	35	Mike Barnes, DE	Baltimore Colts
	7	182	Tom Smith, RB	Miami Dolphins
	8	197	Al Palewicz, LB	Kansas City Chiefs
1975	1	11	Dennis Harrah, OT	Los Angeles Rams
	3	65	Woody Thompson, RB	Atlanta Falcons
	5	118	Joe Wysock, G	New York Jets
	5	121	Rubin Carter, DT	Denver Broncos
	7	167	Bill Capraun, T	Philadelphia Eagles
	15	368	Steve Marcantonio, WR	Chicago Bears
	16	395	Witt Beckman, WR	Chicago Bears





# NFL DRAFT PICKS

YEAR	RD	PICK	NAME, POS.	TEAM	YEAR	RD	PICK	NAME, POS.	TEAM
1976	5	145	Steadman Scavella, LB	Detroit Lions	10	265	Willie Smith, TE	Cleveland Browns	
	5	153	Ernie Jones, DB	Seattle Seahawks	12	321	John McVeigh, LB	Seattle Seahawks	
	5	156	Larry Bates, RB	Seattle Seahawks	1987	1	1	Vinny Testaverde, QB	Tampa Bay Bucs
	6	159	Gary Dunn, DT	Pittsburgh Steelers		1	3	Alonzo Highsmith, RB	Houston Oilers
	16	451	Steve Ludwig, C	Baltimore Colts		1	9	Jerome Brown, DT	Philadelphia Eagles
	16	455	George Demopoulos, T	Cincinnati Bengals		2	32	Gregg Rakoczy, C	Cleveland Browns
1977	1	3	Eddie Edwards, DE	Cincinnati Bengals		2	50	Winston Moss, LB	Tampa Bay Bucs
	8	217	Phil August, WR	Pittsburgh Steelers		5	140	Paul O'Connor, G	New York Giants
	10	266	Dennis Breckner, DE	Chicago Bears	11	297	Darryl Oliver, RB	Seattle Seahawks	
1978	1	27	Don Latimer, DT	Denver Broncos	1988	1	3	Bennie Blades, S	Detroit Lions
	2	48	John Turner, DB	Minnesota Vikings		1	11	Michael Irvin, WR	Dallas Cowboys
	8	196	John McGriff, LB	Tampa Bay Bucs		2	33	Danny Stubbs, OLB	San Francisco 49ers
	9	224	Larry Brown, T	Kansas City Chiefs		2	49	Brian Blades, WR	Seattle Seahawks
	10	269	Bryan Ferguson, DB	New England Patriots		2	52	Brett Perriman, WR	New Orleans Saints
	11	301	George Halas, LB	Seattle Seahawks		3	64	Matt Patchan, T	Philadelphia Eagles
1979	1	8	Ottis Anderson, RB	St. Louis Cardinals	5	124	Darrell Fullington, S	Minnesota Vikings	
	1	17	Don Smith, DE	Atlanta Falcons	6	155	Warren Williams, RB	Pittsburgh Steelers	
	7	172	Steve Alvers, TE	New York Giants	8	197	Alfredo Roberts, TE	Kansas City Chiefs	
	11	284	Ken Johnson, RB	New York Giants	10	269	Derwin Jones, DE	Seattle Seahawks	
1980	12	326	Gene Coleman, DB	Tampa Bay Bucs	12	331	George Mira, LB	San Francisco 49ers	
	1981	4	101	John Swain, DB	Minnesota Vikings	1989	1	21	Bill Hawkins, DE
10		263	Jim Joiner, WR	St. Louis Cardinals	1		26	Cleveland Gary, RB	Los Angeles Rams
11		290	Pat Walker, WR	Denver Broncos	3		77	Bubba McDowell, DB	Houston Oilers
1982	1	27	Lester Williams, NT	New England Patriots	7	180	Melvin Bratton, RB	Denver Broncos	
	5	112	Fred Marion, DB	New England Patriots	10	252	Rod Carter, LB	Dallas Cowboys	
	5	120	Bob Nelson, DT	Miami Dolphins	11	280	Randy Shannon, LB	Dallas Cowboys	
	9	228	David Jefferson, LB	Seattle Seahawks	1990	1	3	Cortez Kennedy, DT	Tampa Bay Bucs
	10	268	Larry Brodsky, WR	Kansas City Chiefs		1	64	Jimmie Jones, DT	Dallas Cowboys
	11	281	Dan Miller, K	Washington Redskins		3	65	Bernard Clark, ILB	Cincinnati Bengals
12	310	Scott Nicolas, LB	Cleveland Browns	3		72	Willis Peguese, DE	Houston Oilers	
1982	12	331	Mike Rodrigue, WR	Miami Dolphins		3	79	Greg Mark, ILB	New York Giants
	1983	1	14	Jim Kelly, QB		Buffalo Bills	5	126	Richard Newbill, LB
2		31	Mark Cooper, T	Denver Broncos	9	223	Dale Dawkins, WR	New York Jets	
4		100	Mark Rush, RB	Minnesota Vikings	10	256	Kenny Berry, DB	San Diego Chargers	
5		131	Tony Chickillo, DT	Tampa Bay Bucs	12	315	Bobby Harden, S	Miami Dolphins	
7		176	Rocky Belk, WR	Cleveland Browns	1991	1	1	Russell Maryland, DT	Dallas Cowboys
8		214	Ronnie Lippett, DB	New England Patriots		1	23	Randal Hill, WR	Miami Dolphins
11	283	Don Bailey, C	Denver Broncos	2		40	Shane Curry, DE	Indianapolis Colts	
1984	2	39	Glenn Dennison, TE	New York Jets		2	42	Wesley Carroll, WR	New Orleans Saints
	2	53	Jay Brophy, LB	Miami Dolphins		4	107	Robert Bailey, DB	Los Angeles Rams
	3	77	Rodney Bellinger, DB	Buffalo Bills		5	131	Craig Erickson, QB	Philadelphia Eagles
	3	82	Speedy Neal, RB	Buffalo Bills	6	153	Mike Sullivan, G	Dallas Cowboys	
	8	198	Fred Robinson, DE	Tampa Bay Bucs	8	220	Roland Smith, DB	Miami Dolphins	
	10	279	Keith Griffin, RB	Washington Redskins	10	251	Randy Bethel, TE	New England Patriots	
1985	11	308	Lawrence Thompson, WR	Minnesota Vikings	10	278	Luis Cristobal, G	New York Giants	
	12	325	Alex Johnson, WR	Houston Oilers	1992	1	11	Leon Searcy, T	Pittsburgh Steelers
	1	13	Eddie Brown, WR	Cincinnati Bengals		1	28	Darryl Williams, DB	Cincinnati Bengals
	4	88	Willie Broughton, DE	Indianapolis Colts		4	86	Craig Erickson, QB	Tampa Bay Bucs
	7	183	Dave Heffernan, G	Kansas City Chiefs		10	263	Anthony Hamlet, DE	Seattle Seahawks
	7	194	Dallas Cameron, DT	Denver Broncos		12	312	Kelvin Harris, C	Los Angeles Rams
8	206	Joe Kohlbrand, LB	New Orleans Saints	12		315	Carlos Huerta, P	San Diego Chargers	
1986	4	102	Kevin Fagan, DT	San Francisco 49ers					
	5	115	Reggie Sutton, DB	New Orleans Saints					

HISTORY



# NFL DRAFT PICKS

YEAR	RD	PICK	NAME, POS.	TEAM	YEAR	RD	PICK	NAME, POS.	TEAM
1993	2	33	Ryan McNeil, DB	Detroit Lions	4	135	Najeh Davenport, RB	Green Bay Packers	
	2	46	Kevin Williams, WR	Dallas Cowboys	6	183	James Lewis, DB	Indianapolis Colts	
	2	47	Michael Barrow, LB	Houston Oilers	7	226	Daryl Jones, WR	New York Giants	
	2	56	Darrin Smith, LB	Dallas Cowboys	7	227	Joaquin Gonzalez, OT	Cleveland Browns	
	3	60	Lamar Thomas, WR	Tampa Bay Bucs	2003	1	3	Andre Johnson, WR	Houston Texans
	4	104	Horace Copeland, WR	Tampa Bay Bucs		1	15	Jerome McDougle, DE	Philadelphia Eagles
	6	157	Carlos Etheredge, TE	Indianapolis Colts		1	23	Willis McGahee, RB	Buffalo Bills
	7	192	Gino Torretta, QB	Minnesota Vikings		1	25	William Joseph, DT	New York Giants
1994	8	207	Jessie Armstead, LB	New York Giants	3	89	Andrew Williams, DE	San Francisco 49ers	
	2	58	Donnell Bennett, RB	Kansas City Chiefs	4	131	Jamaal Green, DE	Philadelphia Eagles	
1995	5	150	Darren Krein, DE	San Diego Chargers	5	150	Matt Walters, DE	New York Jets	
	1	12	Warren Sapp, DT	Tampa Bay Bucs	7	241	Ken Dorsey, QB	San Francisco 49ers	
1996	2	52	Patrick Riley, DT	Chicago Bears	2004	1	5	Sean Taylor, S	Washington Redskins
	3	78	Chris T. Jones, WR	Philadelphia Eagles		1	6	Kellen Winslow II, TE	Cleveland Browns
	4	103	Larry Jones, RB	Washington Redskins	1	12	Jonathan Vilma, LB	New York Jets	
	5	157	James Stewart, RB	Minnesota Vikings	1	17	D.J. Williams, LB	Denver Broncos	
	7	211	C.J. Richardson, DB	Houston Oilers	1	19	Vernon Carey, OT	Miami Dolphins	
	7	231	A.C. Tellison, WR	Cleveland Browns	1	21	Vince Wilfork, DT	New England Patriots	
	1	26	Ray Lewis, LB	Baltimore Ravens	7	213	Darrell McClover, LB	New York Jets	
1997	6	175	Derrick Harris, RB	St. Louis Rams	7	215	Alfonso Marshall, DB	Chicago Bears	
	1	15	Yatil Green, WR	Miami Dolphins	7	254	Carlos Joseph, OT	San Diego Chargers	
1998	1	17	Kenard Lang, DE	Washington Redskins	2005	1	8	Antrel Rolle, CB	Arizona Cardinals
	1	18	Kenny Holmes, DE	Tennessee Oilers		2	55	Roscoe Parrish, WR	Buffalo Bills
	4	111	Tremain Mack, DB	Cincinnati Bengals	3	65	Frank Gore, RB	San Francisco 49ers	
	5	133	Marcus Wimberly, DB	Atlanta Falcons	3	86	Kevin Everett, TE	Buffalo Bills	
	5	148	Twan Russell, LB	Washington Redskins	6	200	Chris Myers, G	Denver Broncos	
	6	192	Tony Gaiter, WR	New England Patriots	2006	1	31	Kelly Jennings, CB	Seattle Seahawks
	7	210	Carlos Jones, DB	Seattle Seahawks		2	35	Rockey McIntosh, LB	Washington Redskins
1999	1	11	Duane Starks, CB	Baltimore Ravens	2	44	Sinorice Moss, WR	New York Giants	
	3	74	Jammi German, WR	Atlanta Falcons	2	57	Devin Hester, RB	Chicago Bears	
2000	1	4	Edgerrin James, RB	Indianapolis Colts	3	66	Eric Winston, OT	Houston Texans	
	5	135	Nick Luchey, FB	Cincinnati Bengals	3	89	Rashad Butler, OT	Carolina Panthers	
	7	245	Scott Covington, QB	Cincinnati Bengals	4	110	Leon Williams, LB	Cleveland Browns	
2001	1	14	Bubba Franks, TE	Green Bay Packers	4	133	Orien Harris, DT	Pittsburgh Steelers	
	2	56	Michael Boireau, DE	Minnesota Vikings	5	154	Marcus Maxey, CB	Kansas City Chiefs	
	3	90	Nate Webster, LB	Tampa Bay Bucs	2007	1	24	Brandon Meriweather, S	New England Patriots
	5	148	Richard Mercier, G	Baltimore Ravens		1	25	Jon Beason, LB	Carolina Panthers
	7	227	Mondriel Fulcher, TE	Oakland Raiders	1	31	Greg Olsen, TE	Chicago Bears	
2002	1	11	Dan Morgan, LB	Carolina Panthers	4	121	Baraka Atkins, DE	Seattle Seahawks	
	1	12	Damione Lewis, DT	St. Louis Rams	4	127	Kareem Brown, DT	New England Patriots	
	1	16	Santana Moss, WR	New York Jets	2008	1	31	Kenny Phillips, S	New York Giants
	1	30	Reggie Wayne, WR	Indianapolis Colts		2	50	Calais Campbell, DE	Arizona Cardinals
	3	65	James Jackson, RB	Cleveland Browns	3	71	Tavares Gooden, LB	Baltimore Ravens	
	6	200	Leonard Myers, CB	New England Patriots	2009	6	176	Spencer Adkins, LB	Atlanta Falcons
7	245	Andre King, WR	Cleveland Browns	2010		3	95	Jimmy Graham, TE	New Orleans Saints
2011	1	7	Bryant McKinnie, OT		Minnesota Vikings	4	102	Darryl Sharpton, LB	Houston Texans
	1	14	Jeremy Shockey, TE	New York Giants	4	128	Jason Fox, OT	Detroit Lions	
	1	17	Phillip Buchanan, CB	Oakland Raiders	7	235	Dedrick Epps, TE	San Diego Chargers	
	1	24	Ed Reed, FS	Baltimore Ravens	2011	2	46	Orlando Franklin, OT	Denver Broncos
	1	26	Mike Rumph, CB	San Francisco 49ers		2	60	Brandon Harris, CB	Houston Texans
	2	51	Clinton Portis, RB	Denver Broncos		3	79	Leonard Hankerson, WR	Washington Redskins
	4	116	Martin Bibla, G	Atlanta Falcons		3	81	DeMarcus Van Dyke, CB	Oakland Raiders

## NFL DRAFT PICKS

YEAR	RD	PICK	NAME, POS.	TEAM
	3	86	Allen Bailey, DE	Kansas City Chiefs
	4	109	Colin McCarthy, LB	Tennessee Titans
	6	181	Richard Gordon, TE	Oakland Raiders
	6	192	Matt Boshier, P	Atlanta Falcons
<b>2012</b>	3	72	Olivier Vernon, DE	Miami Dolphins
	3	86	Sean Spencer, LB	Pittsburgh Steelers
	4	97	Lamar Miller, RB	Miami Dolphins
	4	100	Travis Benjamin, WR	Cleveland Browns
	6	198	Tommy Streater, WR	Baltimore Ravens
	6	200	Brandon Washington, G	Philadelphia Eagles
<b>2013</b>	5	149	Brandon McGee, DB	St. Louis Rams
	6	189	Mike James, RB	Tampa Bay Bucs
<b>2014</b>	3	93	Brandon Linder, OG	Jacksonville Jaguars
	6	191	Pat O'Donnell, P	Chicago Bears
	7	237	Seantrel Henderson, OL	Buffalo Bills
<b>2015</b>	1	9	Ereck Flowers, OL	New York Giants
	1	29	Phillip Dorsett, WR	Indianapolis Colts
	2	48	Denzel Perryman, LB	San Diego Chargers
	3	68	Clive Walford, TE	Oakland Raiders
	3	77	Duke Johnson, RB	Cleveland Browns
	4	128	Jon Feliciano, OL	Oakland Raiders
	6	212	Anthony Chickillo, DL	Pittsburgh Steelers
<b>2016</b>	1	25	Artie Burns, CB	Pittsburgh Steelers
	4	124	Deon Bush, S	Chicago Bears

## SUPPLEMENTAL DRAFT PICKS

YEAR	RD	PICK	NAME, POS.	TEAM
<b>1984</b>	1		Bernie Kosar, QB	Cleveland Browns
	2		Albert Bentley, RB	Indianapolis Colts
<b>1987</b>	3		Dan Sileo, DT	Tampa Bay Bucs
<b>1989</b>	1		Steve Walsh, QB	Dallas Cowboys

## AFL DRAFT PICKS

1960-66

YEAR	RD	PICK	NAME, POS.	TEAM
<b>1960</b>	—		—Bob Rosbaugh, HB	Denver Broncos
	—		—Fran Curci, QB	Minneapolis (Oakland)
	—		—Jim Otto, C	Minneapolis (Oakland)
<b>1961</b>	8	59	Charles Linning, T	Buffalo Bills
	8	62	John O'Day, T	Dallas Texans
	24	188	Jack Novak, G	Oakland Raiders
<b>1962</b>	2	11	Bill Miller, E	Dallas Texans
	18	137	Jim Vollenweider, FB	Oakland Raiders
	34	270	Ray Lardani, T	Boston Patriots
<b>1963</b>	9	71	Jim Simon, G	Boston Patriots
	15	119	Bob Dentel, C	Boston Patriots
	16	123	Nick Ryder, FB	New York Jets
	16	127	Rex Benson, T	Houston Oilers
	29	232	John Sisk Jr., DB	Kansas City Chiefs
<b>1964</b>	2	15	Dan Conners, LB	Oakland Raiders
	18	137	George Mira, QB	Denver Broncos
<b>1965</b>	8	63	Fred Brown, LB	Boston Patriots
<b>1966</b>	5	40	Russ Smith, RB	San Diego Chargers
	6	42	Ed Weisacosky, LB	Miami Dolphins
	7	59	Pete Banaszak, RB	Oakland Raiders
	19	166	Tom Coughlin, DE	Denver Broncos



# #SUPERBOWLCANES

YEAR	SB	PLAYER, POS.	TEAM	YEAR	SB	PLAYER, POS.	TEAM
1966	I	Walt Corey, LB	Kansas City Chiefs			Russell Maryland, DT	Dallas Cowboys
1967	II	Pete Banaszak, HB Dan Conners, LB Bill Miller, DL Jim Otto, C	Oakland Raiders Oakland Raiders Oakland Raiders Oakland Raiders			Alfredo Roberts, TE Darrin Smith, LB Kevin Williams, WR Jim Kelly, QB	Dallas Cowboys Dallas Cowboys Dallas Cowboys Buffalo Bills
1969	IV	Gene Trosch, DE	Kansas City Chiefs	1995	XXX	Robert Bailey, DB Michael Irvin, WR Russell Maryland, DT Darrin Smith, LB Kevin Williams, WR Leon Searcy, OL	Dallas Cowboys Dallas Cowboys Dallas Cowboys Dallas Cowboys Dallas Cowboys Pittsburgh Steelers
1970	V	Ted Hendricks, LB	Baltimore Colts	1998	XXXIII	K.C. Jones, C	Denver Broncos
1971	VI	George Mira Sr., QB	Miami Dolphins	1999	XXXIV	Kenny Holmes, DE Derrick Harris, FB	Tennessee Titans St. Louis Rams
1973	VIII	Chuck Foreman, RB	Minnesota Vikings	2000	XXXV	Jessie Armstead, LB Michael Barrow, LB Robert Bailey, DB Ray Lewis, LB Duane Starks, DB Kipp Vickers, OL	New York Giants New York Giants Baltimore Ravens Baltimore Ravens Baltimore Ravens Baltimore Ravens
1974	IX	Chuck Foreman, RB	Minnesota Vikings	2001	XXXVI	Damione Lewis, DT Leonard Myers, DB	St. Louis Rams New England Patriots
1975	X	Lester Williams, NT	New England Patriots	2002	XXXVII	Warren Sapp, DT Nate Webster, LB	Tampa Bay Buccaneers Tampa Bay Buccaneers
1976	XI	Pete Banaszak, HB Ted Hendricks, LB Chuck Foreman, RB	Oakland Raiders Oakland Raiders Minnesota Vikings	2003	XXXVIII	Dan Morgan, LB	Carolina Panthers
1977	XII	Rubin Carter, NT	Denver Broncos	2004	XXXIX	Jerome McDougal, DE Jamaal Green, DE Vince Wilfork, DT	Philadelphia Eagles Philadelphia Eagles New England Patriots
1978	XIII	Gary Dunn, DT	Pittsburgh Steelers	2006	XLI	Tanard Davis, DB Reggie Wayne, WR Devin Hester, KR Darrell McClover, LB	Indianapolis Colts Indianapolis Colts Chicago Bears Chicago Bears
1979	XIV	Gary Dunn, DT Dennis Harrah, OG	Pittsburgh Steelers Los Angeles Rams	2007	XLII	Jeff Feagles, P Sinorice Moss, WR Brandon Meriweather, S Vince Wilfork, DT	New York Giants New York Giants New England Patriots New England Patriots
1980	XV	Ted Hendricks, LB Burgess Owens, S	Oakland Raiders Oakland Raiders	2008	XLIII	Calais Campbell, DE Antrel Rolle, DB Edgerin James, RB Glenn Sharpe, CB Jeremy Shockey, TE Jonathan Vilma, LB Reggie Wayne, WR	Arizona Cardinals Arizona Cardinals Arizona Cardinals New Orleans Saints New Orleans Saints New Orleans Saints Indianapolis Colts
1981	XVI	Eddie Edwards, DE	Cincinnati Bengals	2009	XLIV	Sam Shields, CB Vince Wilfork, DT	Green Bay Packers New England Patriots
1982	XVII	Woody Bennett, RB	Miami Dolphins	2010	XLV	Dwayne Hendricks, DT	New York Giants
1983	XVIII	Ted Hendricks, LB	Oakland Raiders	2011	XLVI	Bruce Johnson, DB Kenny Phillips, SS Antrel Rolle, DB	New York Giants New York Giants New York Giants
1984	XIX	Woody Bennett, RB Jay Brophy, LB	Miami Dolphins Miami Dolphins	2012	XLVII	Tavares Gooden, LB Frank Gore, RB Ray Lewis, LB	New York Giants San Francisco 49ers San Francisco 49ers Baltimore Ravens
1985	XX	Ronnie Lippett, CB Fred Marion, S	New England Patriots New England Patriots				
1986	XXI	Ottis Anderson, RB Jim Burt, NT Rubin Carter, NT Mark Cooper, OG	New York Giants New York Giants Denver Broncos Denver Broncos				
1987	XXII	Rubin Carter, NT Mark Cooper, OG Keith Griffin, RB	Denver Broncos Denver Broncos Washington Redskins				
1988	XXIII	Eddie Brown, WR Kevin Fagan, DE Daniel Stubbs, DE	Cincinnati Bengals San Francisco 49ers San Francisco 49ers				
1989	XXIV	Melvin Bratton, RB Jim Burt, NT Kevin Fagan, DE Daniel Stubbs, DE	Denver Broncos San Francisco 49ers San Francisco 49ers San Francisco 49ers				
1990	XXV	Ottis Anderson, RB Jim Kelly, QB	New York Giants Buffalo Bills				
1991	XXVI	Jim Kelly, QB	Buffalo Bills				
1992	XXVII	Jim Kelly, QB Michael Irvin, WR Jimmie Jones, DT Russell Maryland, DT	Buffalo Bills Dallas Cowboys Dallas Cowboys Dallas Cowboys				
1993	XXVIII	Coleman Bell, TE Michael Irvin, WR Jimmie Jones, DT Bernie Kosar, QB	Dallas Cowboys Dallas Cowboys Dallas Cowboys Dallas Cowboys				



## #SUPERBOWLCANES

YEAR	SB	PLAYER, POS.	TEAM
		Bryant McKinnie, OL	Baltimore Ravens
		Ed Reed, S	Baltimore Ravens
2013	XLVIII	Orlando Franklin, OL	Denver Broncos
2014	XLIX	Vince Wilfork, DT	New England Patriots
2015	50	Greg Olsen, TE	Carolina Panthers

HISTORY





# #PROBOWL CANES

YEAR	PLAYER	TEAM	YEAR	PLAYER	TEAM
1980	Ted Hendricks	Oakland Raiders	2002	Bubba Franks	Green Bay Packers
	Ottis Anderson	Los Angeles Rams		Jeremy Shockey	New York Giants
	Dennis Harrah	Los Angeles Rams		Warren Sapp	Tampa Bay Buc-
1981	Ted Hendricks	Oakland Raiders	canears		
1982	Ted Hendricks	Los Angeles Raiders	2003	Ray Lewis	Baltimore Ravens
1983	Ted Hendricks	Los Angeles Raiders		Ed Reed	Baltimore Ravens
1985	Dennis Harrah	Los Angeles Rams		Clinton Portis	Denver Broncos
	Fred Marion	New England Patriots	Jeremy Shockey	New York Giants	
1986	Dennis Harrah	Los Angeles Rams	Warren Sapp	Tampa Bay Buccaneers	
	Jim Burt	New York Giants	2004	Ray Lewis	Baltimore Ravens
1987	Bernie Kosar	Cleveland Browns		Ed Reed	Baltimore Ravens
	Dennis Harrah	Los Angeles Rams		Dan Morgan	Carolina Panthers
1988	Eddie Brown	Cincinnati Bengals	Andre Johnson	Houston Texans	
1989	Brian Blades	Seattle Seahawks	Edgerrin James	Indianapolis Colts	
1990	Jim Kelly	Buffalo Bills	2005	Edgerrin James	Indianapolis Colts
1991	Jim Kelly	Buffalo Bills		Jeremy Shockey	New York Giants
	Michael Irvin	Dallas Cowboys	Jonathan Vilma	New York Jets	
	Bennie Blades	Detroit Lions	Santana Moss	Washington Redskins	
1992	Cortez Kennedy	Seattle Seahawks	2006	Ray Lewis	Baltimore Ravens
	Jim Kelly	Buffalo Bills		Ed Reed	Baltimore Ravens
	Michael Irvin	Dallas Cowboys		Devin Hester	Chicago Bears
1993	Cortez Kennedy	Seattle Seahawks	Andre Johnson	Houston Texans	
	Michael Irvin	Dallas Cowboys	Reggie Wayne	Indianapolis Colts	
	Cortez Kennedy	Seattle Seahawks	Jeremy Shockey	New York Giants	
1994	Michael Irvin	Dallas Cowboys	Frank Gore	San Francisco 49ers	
	Cortez Kennedy	Seattle Seahawks	Sean Taylor	Washington Redskins	
1995	Michael Irvin	Dallas Cowboys	2007	Ray Lewis	Baltimore Ravens
	Cortez Kennedy	Seattle Seahawks		Willis McGahee	Baltimore Ravens
1996	Vinny Testaverde	Baltimore Ravens	Ed Reed	Baltimore Ravens	
	Cortez Kennedy	Seattle Seahawks	Devin Hester	Chicago Bears	
1997	Ray Lewis	Baltimore Ravens	Kellen Winslow Jr.	Cleveland Browns	
	Jessie Armstead	New York Giants	Reggie Wayne	Indianapolis Colts	
	Warren Sapp	Tampa Bay Buccaneers	Vince Wilfork	New England Patriots	
1998	Ray Lewis	Baltimore Ravens	Sean Taylor	Washington Redskins	
	Jessie Armstead	New York Giants	2008	Ray Lewis	Baltimore Ravens
	Vinny Testaverde	New York Jets		Ed Reed	Baltimore Ravens
Cortez Kennedy	Seattle Seahawks	Jon Beason		Carolina Panthers	
1999	Warren Sapp	Tampa Bay Buccaneers	Andre Johnson	Houston Texans	
	Ray Lewis	Baltimore Ravens	Reggie Wayne	Indianapolis Colts	
	Tremain Mack	Cincinnati Bengals	Jeff Feagles	New York Giants	
2000	Edgerrin James	Indianapolis Colts	Clinton Portis	Washington Redskins	
	Leon Searcy	Jacksonville Jaguars	Antrel Rolle	Arizona Cardinals	
	Jessie Armstead	New York Giants	Ray Lewis	Baltimore Ravens	
	Cortez Kennedy	Seattle Seahawks	Ed Reed	Baltimore Ravens	
	Warren Sapp	Tampa Bay Buccaneers	Jon Beason	Carolina Panthers	
2001	Ray Lewis	Baltimore Ravens	Andre Johnson	Houston Texans	
	Edgerrin James	Indianapolis Colts	Reggie Wayne	Indianapolis Colts	
	Jessie Armstead	New York Giants	Bryant McKinnie	Minnesota Vikings	
2002	Warren Sapp	Tampa Bay Buccaneers	Vince Wilfork	New England Patriots	
	Ray Lewis	Baltimore Ravens	Brandon Meriweather	New England Patriots	
	Bubba Franks	Green Bay Packers	Jonathan Vilma	New Orleans Saints	
	Warren Sapp	Tampa Bay Buccaneers	Frank Gore	San Francisco 49ers	



# #PROBOWL CANES

YEAR	PLAYER	TEAM	
2010	Antrel Rolle	Arizona Cardinals	
	Ray Lewis	Baltimore Ravens	
	Ed Reed	Baltimore Ravens	
	Jon Beason	Carolina Panthers	
	Andre Johnson	Houston Texans	
	Reggie Wayne	Indianapolis Colts	
	Bryant McKinnie	Minnesota Vikings	
	Vince Wilfork	New England Patriots	
	Brandon Meriweather	New England Patriots	
	Jonathan Vilma	New Orleans Saints	
2011	Frank Gore	San Francisco 49ers	
	Ed Reed	Baltimore Ravens	
	Ray Lewis	Baltimore Ravens	
	Jon Beason	Carolina Panthers	
	Devin Hester	Chicago Bears	
	Andre Johnson	Houston Texans	
	Reggie Wayne	Indianapolis Colts	
	Vince Wilfork	New England Patriots	
	Brandon Meriweather	New England Patriots	
	Jonathan Vilma	New Orleans Saints	
2012	Antrel Rolle	New York Giants	
	Ed Reed	Baltimore Ravens	
	Ray Lewis	Baltimore Ravens	
	Willis McGahee	Denver Broncos	
	Jimmy Graham	New Orleans Saints	
	Frank Gore	San Francisco 49ers	
	Chris Myers	Houston Texans	
	Vince Wilfork	New England Patriots	
	2013	Reggie Wayne	Indianapolis Colts
		Andre Johnson	Houston Texans
Chris Myers		Houston Texans	
Ed Reed		Baltimore Ravens	
Vince Wilfork		New England Patriots	
Frank Gore		San Francisco 49ers	
2014	Jimmy Graham, TE	New Orleans Saints	
	Antrel Rolle, S	New York Giants	
	Frank Gore, RB	San Francisco 49ers	
	Andre Johnson, WR	Houston Texans	
2015	Calais Campbell, DL	Arizona Cardinals	
	Devin Hester, WR	Atlanta Falcons	
	Greg Olsen, TE	Carolina Panthers	
	Andre Johnson, WR	Houston Texans	
2016	Calais Campbell, DT	Arizona Cardinals	

HISTORY

## ALL-TIME LETTERMEN

### A

Aaron, Doyle	1988-89-90
Abbott, Bob	1967-68
Abdallah, Luqman	2006-07
Abdul Qawi, Rashid	1993-94-95
Abramson, Ross	2005-06-07
Acuff, John	1966-67-68
Adams, Mike	1975-76
Adkins, Spencer	2005-06-07-08
Adler, Alfred	1941-42,46-47
Aguiera, Ralph	1951-52
Akpejiori, Raphael	2014
Albrecht, Richard	1952
Alder, Alfred	1941-42
Alekna, Dave	1985-86
Alford, Colin	2015
Allen, Harold	1949-50
Alter, Foster	1931
Altheide, Gary	1971-72-73
Alvers, Steve	1977-78
Anderson, Jeff	1970
Anderson, Larry	2000-01-02-03
Anderson, Ottis	1975-76-77-78
Anderson, Rhyan	2005
Andreadis, John	1963
Andres, Omar	1993-94
Arcangeletti, Ray	1949-50-51
Archer, Mike	1973-74-75
Arenas, Alvario	1978
Arline, Darell	1999
Armbrister, Thurston	2012-13-14
Armour, Carlos	2004, 2006-07-08
Armstead, Jessie	1989-90-91-92
Armstrong, Ray-Ray	2009-10-11
Arries, Verdun	1939-40
Ashman, Rod	1927-28
Atkins, Baraka	2003-04-05-06
Atrio, Andy	1995-96
August, Phil	1973-74-75-76
Austin, Jimmy	1982
Axsom, Mozell	1977-78-79-80
Azer, Mike	1988-89

Azrak, Fred 1976-77-78

### B

Babb, Larry	1959
Badgley, Michael	2014-15
Bahen, John	1961-63
Bailey, Allen	2007-08-09-10
Bailey, Don	1979-80-81-82
Bailey, Robert	1987-88-89-90
Bain, Andrew	2004-05-06-07
Bain, Tolbert	1984-85-86-87
Bain, Travarous	2003-04
Baker, Charles	1934-35
Baker, E.J.	1976-77-78
Baker, Frank	1965-66
Baker, Kary	1973-74-75
Banaszak, Pete	1963-64-65
Baratta, Andy	1979-80-81-82
Barbarino, Clem	1978-80-81
Barber, Rudy	1990-91-92-93
Barlow, John	1970
Barnes, Marlin	1994-95
Barnes, Mike	1970-71-72
Barnett, John	1966-67-68
Barney, Chris	2006
Barnwell, Scott	1993
Barone, Steve	1973
Barrett, Pat	1969-70
Barrington, Glenn	1944
Barrow, Micheal	1989-90-91-92
Bartemus, Joe	1944
Barth, Robert	1963-64-65
Bartolovich, Joseph	1950-51
Barwick, Bill	1943
Bass, Robert	1992-93
Bates, Johnny	1930-31-32
Bates, Junior	1969-70
Bates, Larry	1974-75
Batten, Gage	2015
Beard, Kevin	2000-01-02-03
Beary, James	1934
Beasley, Eric	1973



## ALL-TIME LETTERMEN

Beason, Jon	2004-05-06	Blasko, Byron	1957
Bebber, Gene	1964	Bleier, Theodore	1927-28-29
Beck, Frank	1963-64-65	Bloxsom, Charles	1976-77-78
Beckman, Witt	1971-72-74	Bodie, Larry	1965-66-67
Beier, Tom	1965-66	Bogart, Eugene	1940
Belk, Rocky	1980-81-82	Boireau, Michael	1998-99
Bell, Coleman	1990-91-92	Bolash, John	1936-37-38
Bellamy, Ray	1968-69	Bolton, Broderick	1978-79
Bellinger, Rodney	1980-82-83	Boney, Fleeman	1934-35
Bender, Vic	1965	Bonner, Tavokius	1997
Benes, Edgar	1987-88	Bonofiglio, Mario	1954-55
Benjamin, Travis	2008-09-10-11	Bookman, John	1953-54-55-56
Bennett, Donnell	1991-92-93	Boone, Jamie	1979-80-81-82
Bennett, John	1961-62-63	Borek, Matthew	1938-39-40
Bennett, Phil	1955-56	Bosher, Matt	2007-08-09-10
Bennett, Woody	1976-77	Bosseler, Don	1953-54-55-56
Benson, Rowland	1962-63	Botts, Dalton	2011-12
Bentley, Albert	1982-83	Bouffard, Frank	1958-59
Benton, Magic	1995-96-97	Bow, Johnny	1950-51
Bergman, Robert	2002-03-04	Bowman, Bob	1945-47
Berlin, Brock	2003-04	Boxx, Bernard	1950
Berrios, Braxton	2014-15	Boyd, Tyra	1942
Berry, Damien	2007-08-09-10	Boyle, Ralph	1976
Berry, Kenny	1987-88-89	Brady, Tyre	2014-15
Bertani, Fred	1964	Brandy, Don	1967-68
Bertucelli, Paul	1983-84-85	Brasington, Jack	1949
Best, Bobby	1968-69-70	Brasington, Jack	1971-72-73
Bethel, Damon	1990-91-92	Bratton, Melvin	1984-85-86-87
Bethel, Randy	1987-88-89-90	Breckner, Dennis	1974-75-76
Bettencourt, Joe	1975-76	Breckner, Gary	1978-80-81-82
Beusse, James	1933-34-35	Brennan, Don	1970
Bibla, Martin	1998-99-00-01	Brickman, Bill	1959
Bielinski, Henry	1930	Brinkos, Bruce	1962-63-64
Bierkamper, Gwynn	1933-34	Brinkworth, Kevin	1993-94
Biletnikoff, Bob	1964-65	Brion, Harold	1933-34
Binion, Cameron	1996-97-98	Britton, Matt	1988-89-90-91
Bishop, Bruce	1970	Brodsky, Larry	1978-79-80-81
Black, William	1937	Broker, Nick	1940-41
Blades, Al	1998-99-00	Brooks, Nate	1995-96-97-98
Blades, Bennie	1985-86-87	Brophy, Jay	1979-81-82-83
Blades, Brian	1984-85-86-87	Broughton, Willie	1981-82-83-84
Blaise, Kerlin	1994-95-96-97	Brown, Andre	1985-86-87-88
Blanchard, Norman	1964-65	Brown, Arthur	2008



## ALL-TIME LETTERMEN

Brown, Charlie	1963
Brown, Danny	1979-81-82-83
Brown, Delvin	1997-98-99-00
Brown, Eddie	1983-84
Brown, Fred	1963-64
Brown, Freeman	1994-95-96-97
Brown, Greg	1980-81-82
Brown, Hurlie	1988-89-90-91
Brown, James	1944
Brown, Jerome	1983-84-85-86
Brown, Joseph	2015
Brown, Kareem	2003-04-05-06
Brown, Larry	1975-76-77
Brown, Robert	1963-64
Brown, Selwyn	1985-86-87
Browning, Jim	1976-77-78
Bruce, Darren	1987-88
Bruno, James	1961
Bryant, James	2004-05-06
Buccilli, Eugene	1951-52-53
Buccilli, Edward	1953
Buchanan, Ramon	2008-09-10-11
Buchanon, Phillip	1999-00-01
Buck, Walter	1933
Budroni, Jason	1991-92-93
Bujalski, Stan	1970-71-72
Bunche, Malcolm	2011-12-13
Buoyoucas, Ted	1949-50
Burgess, James	1993-94-95-96
Burke, Mike	1971-72
Burklin, Trey	2005
Burney, Jack	1948
Burns, Artie	2013-14-15
Burt, Jim	1978-79-80
Bush, Deon	2012-13-14-15
Butkus, Arnold	1967-68-69
Butler, Jordan	2015
Butler, Rashad	2002-03-04-05
Byrd, Bobby	1990-91
Byrd, Laron	2008-09-10-11
Byrd, Tyrone	2005-06-07-08
Byrne, Jake	2008-09
Bythwood, Dinavon	1992

## C

Caesar, Mark	1989-90-91-92
Cager, Lawrence	2015
Cain, Kelvin	2010-11-12
Cain, Lamont	1994
Cain, Larry	1973-74-75-76
Calhoun, Kenny	1981-82-83-84
Calhoun, John	2008-09-11
Callejas, Carlos	1996-97
Cameron, Dallas	1982-83-84
Cameron, Edward	1941-45
Campbell, Calais	2005-06-07
Campbell, Chris	1998-99-2000-01
Campbell, Jared	2007-08-09-10
Campbell, Whitey	1946-47-48-49
Campoli, Sam	1974
Camut, Bert	1973-74-75
Canei, John	1979-80-81-82
Capello, Greg	1974
Capshaw, Freddie	1999-2000-01-02
Capraun, Bill	1972-74
Carapella, Al	1948-49-50
Carbone, Marc	1995-96
Carbonneau, Harold	1927
Carden, N.J.	1943
Cardoso, Silvio	1971-73
Carew, Hal	1966-67
Carey, Marcus	1990-91-92-93
Carey, Vernon	2000-01-02-03
Carifeo, George	1946-47
Carifeo, Paul	1940-41-43
Carlin, Bob	1967-68
Carney, Ed	1972-73
Carroll, Ricky	2014
Carroll, Robert	1947-48-49
Carroll, Thomas	2002-03-04-05
Carroll, Wesley	1989-90
Carter, Jamal	2013-14-15
Carter, Matt	2003-04
Carter, Rod	1985-86-87-88
Carter, Rubin	1972-73-74
Casimir, Quincy	2015





## ALL-TIME LETTERMEN

Cassidy, Fred	1964-65-66	Conley, Leonard	1987-88-89-90
Castagno, John	1950-51	Conners, Dan	1961-62-63
Catha, Lawrence	1927-28-29	Constantino, Anthony	1951-52
Chaltas, James	1967-68-69	Cook, Cecil	1933-34-35
Chambers, Jermaine	1993-94-95-96	Cook, Charles	1978-79-80
Chambers, Lee	2008-09-10-11	Cook, Glenn	2004-05-06-08
Chambless, Bill	1965-66-67	Cooper, Graig	2007-08-09-10
Chappas, James	1945	Cooper, Mark	1978-80-81-82
Chauvet, Jack	1968-69-70	Cooper, Willie	2004-05-06-07
Chesna, Lou	1937	Copeland, Horace	1990-91-92
Chickillo, Anthony	2011-12-13-14	Corbin, Ken	1965-67
Chickillo, Nick	1951-52	Corcoran, John	1938-39
Chickillo, Tony	1979-80-81-82	Corey, Walter	1957-59
Chudzinski, Rob	1988-89-90	Corker, Clarence	1973-74
Chuprevich, Joe	1942	Cornileus, Tyrone	2010-11-12-13
Chwalik, Walter	1949-50-51	Corrigan, Phil	1972-73
Cifra, Don	1962-63-64	Corrigan, William	1945
Clancy, Don	1964	Cortes, Julio	1983-84
Clark, Bernard	1986-87-88-89	Cosden, Craig	1975-76-77
Clark, Howard	1999-2000-01-02	Costa, Frank	1991-92-93-94
Clark, Tom	1959	Costello, John	1958
Claud, Charlie	1975-76-77	Coughlin, Dan	1958
Clausell, Dietrich	1991-92-93	Coughlin, Tom	1964-65
Clement, Ryan	1994-95-96-97	Courtney, Cliff	1927-28-29
Clements, Eduardo	2010-11-12-13	Covington, Scott	1995-96-97-98
Cleveland, Asante	2010-11-12-13	Cox, Greg	1984-85-86-87
Cline, Tony	1967-68-69	Cox, James	1965-66-67
Coates, Russell	1940-41-42	Craig, Akil	2013
Cobb, Donald	1947-48-49	Crawford, Antonio	2012-13-14
Cobia, Kyle	2001-02-03-04	Crawford, Dallas	2012-13-14-15
Cochrane, Kelly	1969-70-71	Crawford, James	1957-58-59
Cochran, Rick	1982	Crissy, Mike	1993-94-95
Cohen, Alvin	1938	Cristiani, Tony	1971-72-73
Cohen, Seymour	1940	Cristobal, Luis	1988-89-90
Coleman, Gene	1977-78-79	Cristobal, Mario	1989-90-91-92
Coley, Stacy	2013-14-15	Cronin, Joseph	1931
Coley, Tony	1993-94-95-96	Crosland, Andy	1996-97-98-99
Colip, Tom	1968	Crow, Gray	2013, 2015
Collier, Thearon	2008-09	Crowe, Luke	1930-31
Collins, Hank	1967-68	Crowell, Shannon	1987-88-89-90
Collins, Ryan	1992-93-94-95	Crudup, Derrick	2001-02-03-04
Comendeiro, Juan	1981-82-83-84	Crum, Maurice	1987-88-89-90
Condon, Thomas	1937	Csaky, Andrew	1936-37-38



## ALL-TIME LETTERMEN

Csaky, John	1936	Dennison, Glenn	1981-82-83
Cummins, Mike	1970	Dentel, Robert	1960-61-62
Cunio, Bob	1954-55-56	Dermigny, Samuel	1945-46-47
Curci, Fran	1957-58-59	DeRoss, Bill	1967-68
Curry, Shane	1988-89-90	deShaw, Ricou	1976
Curtright, Don	1964-65	DeTroia, Tony	1956
Czaplinski, Richard	1948-49-50	Devereaux, William	1950
Czipulis, Bob	1966-67-68	DeVore, Chuck	1955-56
<b>D</b>			
Daanen, Jerry	1965-66-67	Diamond, Bill	1959-60-61
Daly, Daren	2006-07	Diamond, Charles	1956-57-58
Daly, Mike	1972-73-74	Diamond, William	1950-51
Dangel, Al	1959-60	Diaz, Gabriel	2006
Daniels, John	1977-78-79-80	DiBuono, Carl	1945
Dangerfield, Ken	1999-2000-001	Dice, David	1965-66-67
Daphnis, Gerard	1993-94-95-96	Dicker, Jack	1935-36
Dansky, Walter	1931-32-33-34	Dielens, Gus	1944
Darling, Trevor	2014-15	DiGiammarino, Larry	1958-60
Davenport, Najeh	1998-99-2000-01	Ditthardt, David	1981-82-83-84
David, Sam	1948-49-50	Dittmar, Jim	1972
Davies, Arthur	1947-48-49	Dixon, Antonio	2005-06-07-08
Davis, Doug	1958-59	Dixon, Joseph	1937-38-39
Davis, Ed	1984-85-86	Dixon, William	1942-47
Davis, Jeff	1979-82-83	Dobard, Standish	2014-15
Davis, Marvin	1993-94-95-96	Domke, Robert	1966
Davis, Romeo	2004-05-06-08	Donahoo, "Peanuts"	1933
Davis, Tanard	2003-04-05	Dooley, Jim	1949-50-51
Dawkins, Dale	1987-88-89	Dorn, Andrew	1970
Deakins, David	1982	Dorsett, Phillip	2011-12-13-14
Deas, Lonnie	1943	Dorsey, Ken	1999-2000-01-02
Deiderich, Harry	1957	Dorshimer, Don	1953-56
Delapenha, Hugo	2013-14	Douglas, John	1937-38-40
Del Bello, Jack	1948-49-50	Douglas, Robert	1941-42
Delegal, Lucious	1983-84	Downes, Robert	1928-29-30-31
DelGrano, Edward	1945	Doyle, Keith	1945-46-47
Del Vecchio, Pat	1996-98-99	Duggan, Bob	1974-75
Della Valle, Robert	1952-53-54-55	Dunlop, Art	1947
DeLonga, Leonard	1947	Duncan, Eugene	1938
DeMarco, Mario	1945-46-47-48	Dunckel, Chris	2011
Demopoulos, George	1973-74-75	Dunn, Bo	1970-71-72
Dennis, Chris	1974-75-76-77	Dunn, Eddie	1936-37-38
		Dunn, Gary	1973-74-75
		Dunn, Raymond	1941-42-46
		Dye, Jimmy	1966-67



## ALL-TIME LETTERMEN

Dye, Dyrton	2010-11-12	Fernandez, Jorge	2006
		Fernandez, Sam	1960-61
		Ferrante, Lou	1942-46
		Fersch, Harry	1962-63-64
		Fetrow, Mike	1974
		Fieler, Ralph	1947-48-49-50
		Figueroa, Alex	2013
		Figueroa, Joel	2007-08-09-10-11
		Finnie, Thomas	2011-12
		Fisher, William	1951-52
		Fitzgerald, Markese	1998-99-2000-01
		Fitzpatrick, Tony	1982-83
		Flaharty, Shon	1984
		Flanagan, Tim	1978-79-80
		Fleming, Bruce	1982-83-84-85
		Flowers, Ereck	2012-13-14
		Flynn, Thomas	1947-48-49
		Fogler, Floyd	1932
		Folkins, Allan	1966-67-68
		Foote, Norman	1932
		Ford, Chase	2010-11
		Foreman, Chuck	1970-71-72
		Forston, Marcus	2008-09-10-11
		Fortay, Bryan	1989
		Fortney, Denny	1994-95-96-97
		Foster, Harvey	1961-62-63
		Fox, Jason	2006-07-08-09
		Fox, Terrence	1938-39-40
		Fowler, Otis	1989
		Francis, Corwin	1991-92-93-94
		Franklin, Alfred	1927-28-29-30
		Franklin, Orlando	2007-08-09-10
		Franklin, Vegas	2004-05-06-07
		Franks, Daniel	1997-98-99
		Frantz, William	1945-46-47
		Frazier, Frank	1978-79-80-81
		Frederick, Anthoney	1980
		Freeman, Kirby	2005-06-07
		French, Norman	1951-52-53-54
		Fritzsche, Ron	1959-60
		Frohbose, Bill	1971-72-73
		Fulcher, Mondriel	1996-97-98-99
		Fullerton, Chuck	1967-68

### E

Eastburn, Brian	1978
Eberst, Bruce	1989-90-91-92
Edwards, Eddie	1974-75-76
Edwards, Gus	2013-14
Eggert, Robert	1959-60-61
Eisnor, Bill	1943
Elder, Corn	2013-14-15
Eldredge, Dave	1946
Ellis, Donald	1985-86-87-88
Ely, Bruce	1974
Epps, Dedrick	2006-07-08-09
Erickson, Craig	1987-88-89-90
Erwin, Lou	1969
Etheredge, Carlos	1989-90-91-92
Evans, John	1976-77-78
Evans, Leon	1979-80-81
Evans, Mark	1989
Everett, Kevin	2003-04

### F

Fagan, Kevin	1983-84-85
Fahrney, Emerson	1933
Fantigrassi, Joe	2000-01-02
Farquharson, Kayne	2007-08
Farr, DajLeon	2005-06-07
Feagles, Jeff	1985-86-87
Feliciano, Jon	2011-12-13-14
Felicione, Frank	1964
Fenton, John	1976-78-79-80
Fenwick, William	1930
Fenwick, Bill	1932
Fentress, Nantambu-Akil	2011-12-13-14
Ferguson, Bryan	1975-76-77
Ferguson, Danyell	1992-94-96
Ferguson, John	1980
Ferguson, John	1948-49
Ferguson, Ralph	1943
Fernandez, Jack	1980-83



# ALL-TIME LETTERMEN

Fullington, Darrell 1984-85-86-87  
 Futch, Jordan 2008-09-11

Golloher, Marty 1991  
 Golmont, Van 1968-69-70  
 Gonzalez, Barry 1977-78-79  
 Gonzalez, Joaquin 1998-99-2000-01  
 Gonzalez, Jose 1972-73-74  
 Gonzalez, Oscar 1967-68-69  
 Gooden, Tavares 2003-04-06-07  
 Gordon, Richard 2006-07-08-10  
 Gore, Frank 2001-03-04  
 Gorman, Raymond 1940-41-42  
 Gostowski, Henry 1935-36  
 Goudis, Matt 2012-13  
 Grace, Jermaine 2013-14-15  
 Gracyk, Edward 1931-32-33  
 Grady, Frank 1952  
 Grady, Steve 1979  
 Graney, Thomas 1931-32  
 Grant, Chavez 2006-07-08-09  
 Grau, Erwin 1935  
 Gray, Trayone 2015  
 Graves, Archie 1935  
 Greaves, Gary 1956-57-58  
 Green, Cornelius 2000-01-02  
 Green, David 1964  
 Green, Jamaal 1999-2000-01-02  
 Green, Shayon 2010-11-12-13  
 Green, Yatil 1994-95-96  
 Greene, Tirrell 1991-92-93-94  
 Greenspan, Sidney 1952  
 Greer, Casey 1989-90-91-92  
 Greer, Wallace 1932  
 Griffin, Keith 1980-81-82-83  
 Griffin, McKinney 1977-78  
 Griffin, Kevin 1969  
 Griffiths, Rich 1972-73-74  
 Grimble, Jalen 2011-12  
 Grimes, Robert 1938-39  
 Guimento, Charles 1937-38-39  
 Gunn, Harland 2008-09-10-11  
 Gunter, Ladarius 2012-13-14  
 Guthrie, Stuart 1970

## G

Gabriel, Frank 2014-15  
 Gadbois, Taylor 2013-14  
 Gagliardi, George 1941-42  
 Gaiero, Augustus 1934  
 Gaines, Jimmy 2010-11-12-13  
 Gaines, Robert 1950  
 Gaitan, Jorge 1996-97-98  
 Gaiter, Tony 1994-95-96  
 Galente, Tony 1977-78  
 Gall, Alex 2013-14-15  
 Ganong, Ray 1975-76  
 Garcia, Alex 2003-04  
 Garcia, Bobby 1987-88-89  
 Garcia, Carlos 1995-96-97  
 Garden, David 1964  
 Garrigus, Carl 1952-54  
 Gary, Cleveland 1986-87-88  
 Gaunt, Steve 1970-71-72  
 Gayot, Marques 2014-15  
 Geathers, Jason 2000-01-02-03  
 Geatz, Phil 1956-57-58  
 Geiger, Joe 1971  
 Gent, Mark 2002-03-04-05  
 George, Charlie 1949-50-51  
 German, Jammi 1993-94-95  
 Gerrard, Stephen 1929  
 Gholston, Nathan 2010-11  
 Ghaul, Harry 1945-46-47-48  
 Gibson, Chris 1993-94-95-96  
 Gilbert, David 2013  
 Gimenez, Julio 1999-2000  
 Girardi, Joe 2006  
 Glogowski, Nat 1934-35-36  
 Glover, Frank 1974-75-76  
 Goedeker, Mike 1978-79-80  
 Golden, Derrick 1988-89-90-91  
 Goldenberg, Jared 2015  
 Golding, Steve 1974-75-76



## ALL-TIME LETTERMEN

### H

Hackett, Jack	1949-50-51	Hart III, Robert	1961-62-63
Hagen, Arthur	1945	Hart, Zachary	1999
Hagens, Maurice	2010-11-12-13	Hartsel, Paul	1966
Haggerty, Mike	1965-66	Harvey, Chris	2000-01-02-03
Haines, Roger	1973-74	Harvey, Sean	2013-14
Haji-Rasouli, Sherko	1999-2000-01	Houck, Ed	1946-47
Halas, George	1975-76-77	Hauser, Francis	1927-28-29-30
Hall, Coy	1972-73	Haviland, Jim	1969-70
Hall, Robert	1997-98-99	Hawkins, Bill	1985-86-87-88
Hallmon, Jack	1993-94-95-96	Hayes, Bill	1957-58
Ham, Derrick	1995-96-97-98	Hays, Bob	1979
Ham, Eric	1986	Hayward, Harry	1937-38
Hamlet, Anthony	1988-90-91	Heaps, Jake	2014
Hamilton, George	1938	Heckman, Charles	1931-32-33
Hamilton, Jelani	2012-13, 2015	Heffernan, David	1983-84
Hamilton, Tom	1965-66-67	Hefti, Paul	1954-55-56
Hancock, Gene	1944-45-46	Heinly, Ray	1966-67-68
Handy, Darren	1988-89-90	Hembrough, Chris	1983
Hankerson, Leonard	2007-08-09-10	Henderson, James	1932-33
Hanley, Augustus	1937	Henderson, Seantrel	2010-11-12-13
Hansen, Louis	1928-29-30	Hendricks, Dwayne	2005-06-07-08
Harden, Bobby	1986-87-88-89	Hendricks, Ted	1966-67-68
Hardy, Corries	1992-93	Heninger, Larry	1959
Harrah, Dennis	1972-73-74	Henry, Charles	1984-85-86-87
Harrell, Robert	1944	Henson, Steve	1969
Harris, Brandon	2008-09-10	Herman, Jack	1959
Harris, Courtney	2006-07	Herndon IV, Christopher	2014-15
Harris, Derrick	1992-93-94-95	Hester, Devin	2003-04-05
Harris, Grant	1928	Heurtelou, Calvin	2014-15
Harris, Jacory	2008-09-10-11	Hicks, Jason	1987-89
Harris, Jonathan	1991-92-93-94	Highsmith, AJ	2009-11-12-13
Harris, Kelvin	1989-90-91	Highsmith, Alonzo	1983-84-85-86
Harris, Kevin	1987-88	Highsmith, Freddy	1986-88
Harris, Orien	2002-03-04-05	Hildebrandt, Doug	1957-58
Harris, Ray	1966-67	Hildreth, Paul	1944
Harris, Reddic	1940	Hill, Glenn	1975-76-77
Harris, Ron	1981-82-83-84	Hill, Patrick	2008-09-10
Harris, Terris	1991-92-93	Hill, Quadtrine	2002-03-04-05
Harris, Trent	2014-15	Hill, Randal	1987-88-89-90
Harrison, Claude	1943	Hill, Ryan	2006-07-08-10
Harrison, Mike	1959-60	Hipps, Quincy	1997-98-99-2000
		Hirschman, Chuck	1978-80
		Hlasnick, Al	1942





## ALL-TIME LETTERMEN

Hobbs, Chris	1977-79-80-81
Hoilett, Dwayne	2013
Holder, Rod	1986-87-88-89
Holmes, Josh	2007-08-09-10
Holmes, Kenny	1993-94-95-96
Holton, C.J.	2009-10-11
Hope, Larry	2013
Hopgood, George	1967-68-69
Horn, Tyler	2008-09-10-11
Hornibrook, John	1971
Horschel, Paul	1972-73-74
Horton, Mallory	1934
Houston, Eric	2005-06-07-08
Howard, Tracy	2012-13-14-15
Howell, Dave	2004-05
Howington, Joe	1965
Hubbs, Fred	1964
Hudock, Mike	1954-55-56
Hudson, Al	1944-45-47-48
Huerta, Carlos	1988-89-90-91
Huff, Jim	1968-69
Huffman, Rod	1974
Humphrey, Talib	2002-03-04
Hunt, Ken	1962
Hurns, Allen	2010-11-12-13
Hurt, Clint	1997-99-2000
Hutchings, Charles	1953-54-55-56
Hutchins, Ralph	1964-65-66

## I

Ina, J	1993-94-95-96
Ingram, Greg	1973
Injaychock, Ed	1944-45-46-47
Irastorza, Alex	2013
Iredale, Phil	1972-73-74-75
Irvin, Michael	1985-86-87
Isidora, Danny	2013-14-15
Ivery, Dequan	2012
Ivory, Chris	2008-09-10

## J

Jack, Sandy	1987-88
Jackson, Cliff	1995-96-97
Jackson, Demetrius	2015
Jackson, Dennis	1974-75-76
Jackson, Dusty	1976
Jackson, Herb	1977-78-79
Jackson, James	1997-98-99-2000
Jackson, Michael	2015
Jahn, George	1942
James, Donald	1952-53
James, Edgerrin	1996-97-98
James, Harvey	1941-43-46
James, Herbert	1988-89-90-91
James, Javarris	2006-07-08-09
James, Mike	2009-10-11-12
Jastrab, Bob	1985
Jefferson, David	1978-79-80-81
Jelley, Thomas	1949-50
Jenkins, Courtel	2014-15
Jenkins, Darnell	2003-04-05-07
Jenkins, Willie	1974-75-76
Jenkins, Rayshawn	2012-13, 2015
Jennings, Kelly	2002-03-04-05
Johns, Eddie	1960
Johnson, Aldarius	2008-09-10
Johnson, Alex	1987-88-89-90
Johnson, Andre	2000-01-02
Johnson, Andrew	2004-05-06
Johnson, Bruce	2005-06-07-08
Johnson, Dan	1969-70-71
Johnson, Davon	2008-10-11-12
Johnson, Don	1953-54-55-56
Johnson, Duke	2012-13-14
Johnson, Dwayne	1992-93-94
Johnson, Eddie	2012
Johnson, J	1994-95-96
Johnson, Jack	1955-56
Johnson, James	1941
Johnson, Jaquan	2015
Johnson, Jermaine	2010-11
Johnson, Ken	1976-77-78



## ALL-TIME LETTERMEN

Johnson, Michael	1987	Kalina, David	1968-69
Johnson, Storm	2010	Kalix, Martin	1934-35
Johnson, Taj	1994	Kalombo, Bukasa	1989
Johnson, Tervaris	2006-07-08-09	Kamalu, Ufomba	2013-14-15
Johnston, Hal	1946-47	Kaplan, Phil	1943-46
Johnston, J.B.	1953	Kasulin, Al	1941-42-47
Joiner, Jim	1977-78-79-80	Kavney, Hugh	1928-29-30-31
Jolla, Akieem	2002-04-05	Kearns, Tom	1939-40-41-43
Jones, Aaron	1993-94	Kehoe, Art	1979-80
Jones, Ben	2009-10-12	Kelleher, Dennis	1986-87-88-89
Jones, Carl	1937-38-39	Kelly, Jim	1979-80-81-82
Jones, Carlos	1993-94-95-96	Kelly, Kenny	1998-99
Jones, Charlie	2004-05-06	Kelly, Maurice	1970
Jones, Chris C.	1994-95-96-97	Kelly, Paul	2012-13
Jones, Chris T.	1991-92-93-94	Kelly, Tim	2001-02-03
Jones, Claude	1989-90-91	Kendall, Jack	1941
Jones, D'Mauri	2014-15	Kendrick, Jay	1946-47
Jones, Daryl	1997-98-2000-01	Kennedy, Cortez	1988-89
Jones, Derwin	1984-85-86-87	Kennedy, Donald	1946
Jones, Don	1945	Kichefski, Walter	1936-38-39
Jones, Ernie	1973-74-75	Kidd, Garrett	2012-13-14
Jones, Greg	1982-83-84	Kidwell, Dale	1927
Jones, Jerome	1981-82	Kimbrough, Stanford	1931
Jones, Jimmie	1986-87-88-89	Kimbrough, William	1927-28
Jones, K.C.	1993-94-95-96	King, Andre	1997-98-99-2000
Jones, Khalil	2005-06-07-08	King, Corey	2012-13
Jones, Larry	1991-92-93-94	Kinsey, John	1943
Jones, Rashaun	2004-05-06	Kintigh, David	1983-84-85-86
Jones, Trent	1994-95-96-97	Kirby, Raphael	2012-13-14-15
Jones, William	1929-30	Kirkeide, Kevin	1991-92
Joseph, Carlo	1995-96-97	Klein, Morris	1942-43-46
Joseph, Carlos	2000-01-02-03	Knighton, Hunter	2015
Joseph, Joe	2006-07-08-09	Knust, Art	1951-52-53
Joseph, William	1999-2000-01-02	Kochifos, Andy	1956
Jupin, Eugene	1941	Kohlbrand, Joe	1983-84
Just, Jim	1973	Kohut, Joe	1953-54-55
Justus, Curtis	2004	Kolz, Bob	1942
		Konovalchick, Andy	1948
		Kosar, Bernie	1983-84
		Koslowski, Adolph	1931-32
		Krasnai, William	1945-46
		Kraszewski, Ed	1963-64-65
		Krein, Darren	1990-91-92-93

## K

Kaaya, Brad	2014-15
Kalal, Tim	1988-89
Kaldor, Joe	1941



## ALL-TIME LETTERMEN

Kresl, Jim	1967-68-69
Kreuger, Don	1976-78
Krotec, John	1953-54-55
Krull, Joe	1945-46-47-48
Krutulis, Joe	1939-40-41-43
Kryzak, Ed	1973-74-75
Kuder, Frank	1933
Kunz, Brad	2002-03-04
Kurucz, John	1938-39-40

Lewis, Malcolm	2012-13-14-15
Lewis, Ray	1993-94-95
Ley, Chris	1985
Liddell, Rick	1972-73-74
Liebel, Robert	1965-66
Lillimagi, Leo	1961-63
Linder, Brandon	2010-11-12-13
Linder, Nick	2014-15
Lindstrom, Evan	1927-28-29
Linning, Charles	1958-59-60
Linus, James	1952-53
Lipchick, Pete	1945
Lipkvich, Gary	1971
Lippett, Ronnie	1980-81-82
Little, Earl	1993-94-95-96
Livingston, Charles	1959-60
Llinas, Jim	1980
London, Diego	1989-91-92
Loram, Kevin	1973-74-75
Lopez, Kenny	1990-91-92-93
Losch, Jack	1954-55
Losego, Richard	1961-62
Lowe, Jack	1953
Lubas, Ted	1951-52-53
Ludwig, Steve	1974-75
Lumelski, Zev	1991-92-93-94
Lutes, Ed	1950-51
Luttrell, Larry	1994
Lyden, Joe	1949-50
Lyons, Herman	1927-28

### L

L'Italien, William	1931-32-33
LaBelle, Greg	1979-80-81-82
Laffere, Greg	1999-2000
Lancaster, Larry	1971
Lang, Kenard	1994-95-96
Langham Jr., Darrell	2015
Langley, Michael	2003
Lanham, Bill	1973-74
LaPointe, Larry	1965-66-67
Lardani, Ray	1960
Larkin, Eric	1981-82
LaRussa, James	1952
Latimer, Mike	1973-74-75
Latimer, Clarence	1974
Latimer, Don	1974-75-77
Lawrence, Wayne	1969-70
Lawson, Michael	1995-96-97-98
Leary, Mike	1970-71-72
Leavitt, James	1943
LeCompte, Max	1944
Lee, George	1931
Lee Jr., Hartford	1940
Leggett, Lance	2004-05-06-07
Lehn, Frank	1940-41
Leonard, Dennis	1933-34-45
Levitt, William	1943-44-45
Lewis Jr., D.G.	1933
Lewis, Damione	1997-98-99-2000
Lewis, James	1998-99-2000-01
Lewis, Jeremy	2009-10-11-12
Lewis, LeeRoy	1964-65

### M

Mabry, Jerrell	2006-07
MacDowell, Buz	1969-70
MacIntyre, George	1958
Mack, Rod	1996-97-98-99
Mack, Tremain	1994-95-96
Maddox, Maurice	1984-86
Mahon, Gary	1985-86-87-88
Majewski, Bill	1968-69
Makarevich, Frank	1975-76
Maler, Jim	1976

## ALL-TIME LETTERMEN

Malley, Jeff	2003-04	McCrimmon, Steve	1937-38-39
Mallios, Harry	1950-51-52	McCullough, Jason	1995
Malloy, Gordon	1952-53-54	McCutcheon, Kevin	1985-86
Mann, Jonathan	2003	McDermott, KC	2014-15
Marcantonio, Steve	1972-73-74	McDermott, Shane	2011-12-13-13
Marion, Fred	1978-79-80-81	McDonald, Dave	1949
Mariscal, Dan	1985-86	McDonald, Frank	1951-52-53-54
Mariutto, Don	1950-51-52	McDougal, Robert	1941-42-46
Mark, Greg	1986-87-88-89	McDougle, Jerome	2001-02
Markowski, Stan	1959-60	McDowell, Bubba	1985-86-87-88
Marler, Sylvan	1945	McFadden, Doug	1985-86
Marley, Rohan	1992-93-94	McGahee, Willis	2001-02
Marshall, Alfonso	2000-01-02-03	McGee, Brandon	2009-10-11-12
Marshall, Sheven	1998-99	McGee, Doug	1965-66-67
Martens, Raymond	1930	McGrath, Joe	2001-02-03
Martin, Don	1974-75	McGriff, John	1927
Martin, Leo	1949-50-51	McGriff, John	1975-76-77
Martin, Sylvester	1953-54-55	McGuire, Stephen	1989-90-91-92
Martinez, Willie	1983-84	McGuirt, Jimmy	1966-67
Marucci, Jason	1990-91-92	McIntosh, Roger	2002-03-04-05
Marve, Robert	2008	McKinnie, Bryant	2000-01
Maryland, Russell	1987-88-89-90	McMeans, Tyler	2004-05
Marzella, Sam	1942	McMillan, Dyrall	1995-96
Mason, George	1975-76-77	McMillan, Kenny	1977-78
Mastellone, Pete	1948-49-50	McMillian, Jerry	1965
Masters, Brett	1981	McMurray, Darin	1983-84-85
Masterson, Robert	1935-36-37	McNally, Sean	2012-13
Mastro, Salvatore	1934-35-36	McNeal, Shawnbrey	2007-08
Matherson, Paul	1932	McNeil, Ryan	1989-90-91-92
Matthes, Dieter	1969-70	McPartland, Will	1998-99-2000
Matlock, John	1963-64-65	McVeigh, John	1984-85
Matthews, Gralyn	1975-76	Medearis, Rusty	1990-91-92-94
Matthews, Wiley	1969-70	Melear, John	1951-52
Maulty, Stanley	1961-62	Mell, John	1944-45-46
Maxey, Marcus	2002-03-04-05	Melwid, John	1955
Mayhew, Jon	1959-60	Mercer, Ivan	1999-2000
Mazejka, Ernest	1945-46-47	Mercier, Richard	1995-96-98-99
McCarthy, Colin	2006-07-09-10	Mercurio, Marion	1928-29-30
McCloskey, Jack	1950-51	Meriweather, Brandon	2003-04-05-06
McClover, Darrell	2000-01-02-03	Michaels, George	1990-91
McCord, Tyriq	2012-13-14-15	Mick, Gary	1969-71
McCray, Teraz	2004-05-06-07	Middleton, John	1931-32
McCreary, William	1944	Miller, Bill	1965-66-67







## ALL-TIME LETTERMEN

O'Donnell, Jake	2015	Patrick, Kevin	1990-91-92-93
O'Donnell, Pat	2013	Patterson, Tom	1991-92-93
Odogwu, Sunny	2014-15	Patton, Martin	1990-91
O'Gara, Bob	1975-76-77	Paul, Gianni	2011-12
Ojomo, Adewale	2008-10-11	Payne, Jack	1951-52
O'Leary, Jack	1948	Payton, Jarrett	1999-2001-02-03
O'Mahony, James	1960-61-62	Pearson, Malcolm	1991-92-93-94
O'Neal, Maston	1940	Peattie, Jon	2003-04-05-06
O'Neill, John	1985-86-87-88	Peasley, John	1980
Oespovich, John	1937-39	Pegues, Chad	1995-96-97
Okell, George	1929-30-32	Peguese, Willis	1986-89
Oliver, Darryl	1983-84-85-86	Penny, J.C.	1984-85-86
Oliver, Ed	1953-55-56	Pepsin, Thomas	1952-53-54
Oliver, Kenny	1985	Perez, Gregory	1968-69
Olivo, David	1966-67-68	Perkins, Bill	1971
Olsen, Greg	2004-05-06	Perrelli, Matt	2006-08-09
Omiecenski, Tom	1966-67	Perriman, Brett	1984-85-86-87
Opalsky, Vincent	1967-68-69	Perrin, Tom	1944
Oram, Hal	1928	Perry, David	2011-12
Ortega, Buck	2002-03-04-05	Perry, Charles	2015
Ott, John	1932-33-35	Perry, Ricky	1992-93-94-96
Otto, Jim	1957-58-59	Perryman, Denzel	2011-12-13-14
Owens, Burgess	1970-71-72	Peterniche, John	1931-32
Owens, Darrion	2014	Petetti, Carl	1991

## P

Pagley, Vincent	1951-52	Petroski, Joseph	1941
Palewicz, Al	1969-71-72	Petrowski, Pete	1933-34-35
Palmer, Jeff	1974-75-76	Pharms, Charles	1988-89-90-91
Panfil, Barry	1987-88	Phillips, Kenny	2005-06-07
Panker, Joe	1934-35-36	Phillips, Randy	2005-06-07-09
Panno, Phil	1952	Phillips, Stanley	1931-32-34
Panther, Mark	1962	Phillips, Willie	1993-94
Parish, Earnest	1985-86-87-88	Pickett, Booker	1993-94-95-96
Parker, Charles	1968-69	Pickett, Malcolm	1934
Parr, Steve	1971	Pierce, Jerry	1966-67-68
Parrish, Roscoe	2002-03-04	Pierre, Olsen	2011-12-13-14
Parsons, Van	1961-62	Pigza, Mike	1985-86-87-88
Paskewich, Frank	1937-38-39	Pinckney, Vincent	1944-45
Pasley, Stanley	2003-04	Pinkston, Jim	1973-74-75
Pata, Bryan	2003-04-05-06	Piper, Wally	1952
Patchan, Matt	1985-86-87	Pipho, Matt	2006-07-08-09
		Pisani, Dominic	1973-74
		Pittard, George	1937-38-39
		Plasman, Howard	1941



# ALL-TIME LETTERMEN

Plevel, Joe	1956-57-58
Pokorney, Jim	1978-79-80
Pollock, Richar	1942
Ponder, Lovon	2005-06-07-08
Poole, Bill	1957-58
Poore, James	1937-38-39
Popovich, Jeff	1996-97-98-99
Porter, Curtis	2009-10-12-13
Portis, Clinton	1999-2000-01
Pou, Alex	2003-04-05-06
Pratt, Thomas	1953-54-55-56
Presnell, James	1952
Prewitt, Dane	1992-93-94-95
Procida, Sam	1944
Proctor, Basil	1986
Proctor, Ron	1971
Provin, Scott	1986-87
Puckett, Scott	1998-99-2000-01
Puglisi, Frank	1931
Pytel, Lew	1968-69

Renfrow, Justin	2013
Reyes, Manny	1975-76-77
Reynaud, Alan	1972-73-74
Reynolds, Jerry	1960-61-62
Rhodes, Jevon	1998-99-2000
Richard, Chuck	1969-70-71
Richardson, C.J.	1991-92-93-94
Richt, Mark	1978-80-81-82
Ridgley, Eugene	1994-95-96-97
Riesman, Albert	1932
Riley, Mike	1969-70-72
Riley, Patrick	1991-92-93-94
Ritchie, Wilmore	1972-73-74
Rizzo, Ben	1960-61-62
Roan, Lorenzo	1979-80-81
Roberts, Alfredo	1984-85-86-87
Roberts, Fred	1981
Roberts, Kevin	1975-76-77
Robertson, Cushman	1930
Robey, Steve	1970-71
Robinson, Fred	1981-82-83
Robinson, Kylan	2007-08-09-10
Robinson, Luther	2010-12-13
Robinson, Marcus	2008-09-10-11
Robinson, Oscar	1974
Robinson, Ray	1940-41
Robinson, Richard	1965-66-67
Rochford, John	2004-05-06-07
Rodberg, Allan	1952-53-54-55
Rodgers II, Kacy	2010-11-12-13
Rodrigue, Mike	1978-79-80-81
Rodriguez, Joel	2001-02-03-04
Rodriguez, Nelson	1996-97
Rogers, Joseph	2014-15
Rolle, Antrel	2001-02-03-04
Rolle, Omar	1995-97
Romberg, Brett	1999-2000-01-02
Rosbaugh, Bob	1958-59
Rose, Warren	1934-35-36
Rosen, Al	1943
Rosier, Malik	2015
Rosinski, Steve	1987-88
Ross, Fred	1972-73

## Q

Queer, Barry	1964
--------------	------

## R

Radford, Henry	1973
Rajsich, Rob	1977-78
Rakoczy, Gregg	1983-84-85-86
Ramsbotham, Ernest	1930
Raski, Stan	1937-38-39
Ratesic, Patrick	1963-64
Reddick, Anthony	2004-05-06-08
Redwine, Sheldrick	2015
Reed, Edward	1998-99-2000-01
Reeh, Daryl	1971
Reeves, Gene	1955
Regis, Micanor	2008-09-10-11
Regula, Ronald	2013-14
Reichgott, George	1931-32-33
Reinhart, Frank	1959-60-61
Remmy, Fred	1958-59



## ALL-TIME LETTERMEN

Rostron, Fred	1930	Schnupp, Eric	1997-98-99
Roughen, Rick	1979	Schottenheimer, Kurt	1969-70
Rouviere, Whitey	1952-53-54-55	Schuler, Harold	1946-47
Ruel, Golden	1971-72	Schultz, Joseph	1952
Rumph, Mike	1998-01	Schultz, Leon	1942-43
Rush, Mark	1979-80-81-82	Scott, Dennis	1994-95-96-97
Russell, Twan	1993-94-95-96	Scott, James	1999-2000-01-02
Russo, Art	1948	Scott, LaVaar	1999-2000-01
Russo, Don	1965-66-67	Scott, Rashawn	2011-12-13-14-15
Rutledge, Chris	2005-06-07-08	Searcy, Leon	1988-89-90-91
Ruzomberka, Edward	1941-42, 46	Sears, Harold	1971-72
Ryder, Nick	1960-61-62	Sebald, Brandon	2002-03-04

### S

Saey, Art	1946-47-48	Sedley, Tom	1976-77-78
Saladino, Tony	1962-63-64	Seelig, Mark	1984-85-86
Salemi, Nelson	1965-66	Seely, James	1968-69
Salinger, Jeff	1978-79	Seibel, William	1956
Salisbury, Don	1937-38-39	Seigler, Dexter	1990-91-92-93
Sampson, Robert	1997-98-99	Seiple, Todd	1991
Sanders, Billy	2010	Selmer, Brian	1973-74-75-76
Sandie, Bill	1956	Semerene, Jon	2015
Sandifer, Kirk	1988	Settembre, Ernest	1945-46-47-48
Sandland, Beau	2013	Settle, Cecil	1944
Sands, Ethnic	1999-2000-01-02	Shakespeare, Stanley	1983-84
Sapp, Carl	1938-39-40	Shannon, Randy	1985-86-87-88
Sapp, Earl	1941-42	Shannon, Xavier	2008
Sapp, Warren	1992-93-94	Sharpe, Bill	1975
Savini, Bud	1962-63	Sharpe, Glenn	2002-03-06-07
Savoca, Vic	1959-60-61	Sharpton, Darryl	2006-07-08-09
Scarborough, Buddy	1970-71	Shields, John	1954-56
Scarnecchia, Sam	1955-56	Shields, Sam	2006-07-08-09
Scavella, Steadman	1973-74-75	Shinn, Charles	1934-35-36
Schaefer, Bill	1986-87	Shipman, Al	1993-94
Schaap, Steve	1968-69-70	Shirey, Brad	1990-91-92
Schemer, Mike	1939	Shiver, Rex	1950-51-52
Schirmer, Bill	1964-65-66	Shockey, Jeremy	2000-01
Schmidt, Joe	1968-69-70	Short, Baraka	1991-92-93-94
Schmitt, Paul	1969	Shrader, Clive	1947-48-49
Schneiderbach, Robert	1950-51-52	Siegel, John	1955
Schneider, James	1967-68-69	Sievers, Todd	1998-2000-01-02
Schnellenberger, Stu	1982-83	Sikes, Maurice	2000-01-02-03
		Sikora, James	2001-02-03
		Sileo, Dan	1986
		Siler, Frank	1929-30-31



## ALL-TIME LETTERMEN

Simmons, Malcolm	1977-79	Sorensen, Dick	1967-68-69
Simon, James	1961-62	Sparks, Hoyt	1962-63
Sims, Jack	1962-63-64	Spence, Sean	2008-09-10-11
Sinclair, Ian	1983-84	Spencer, Darryl	1988-90-91-92
Sisk, John	1962-63	Spinelli, Nick	1962-63
Sisk, Ken	1982-83	Spinelli, Vincent	1945
Sissman, Mike	1932-33-34	Square, John	2001-02-03
Sixkiller, Andy	1964-65	St-Pierre, Jonathan	2005
Skoog, Karl	1968	Staffier, Steve	1984-86
Smatana, John	1981-82-83	Stafford, Robert	1950
Smerdel, Joe	1961-62-63	Standifer, Jim	1976
Smith, Al	1944-45	Stange, Kurt	2004
Smith, Andrew	2008-09-10-11	Stanish, Todd	1984-85
Smith, Brian	1985-86	Stanley, Ed	1977
Smith, Cannon	2008	Stanley, Joe	1959
Smith, Dan	1998-99	Stanley, Richard	1976
Smith, Darius	2011-12	Stanley, Robert	1965
Smith, Darrin	1989-90-91-92	Stanton, Robert	1927
Smith, Don	1975-76-78	Starks, Duane	1996-97
Smith, Elmer	1948	Stawarz, Tony	1967-68-70
Smith, Frank	1948-50-51	Steiner, William	1938-39-40
Smith, Kris	2004	Stephens, James	1964
Smith, Mark	1978-79-80	Stephens, Owen	1985
Smith, Michael	1996-97-98-99	Stewart, Bob	1955-56-57
Smith, Nate	2001	Stewart, David	1979-80-81
Smith, Nelson	1995	Stewart, Demetri	2006
Smith, Norman	1930	Stewart, James	1993-94
Smith, Pee Wee	1988-89	Stewart, Michael	2000
Smith, Phil	1965-66-67	Stewart, Terry	1957
Smith, Ray	1943	Stinson, Brian	1998-99-2000
Smith, Roland	1987-88-89-90	St. Louis, Tyree	2015
Smith, Russell	1963-64-65	Stockdale, Grant	1938-39
Smith, Steve	1965-66-67	Stokes, Bob	1966
Smith, Tom	1971-72	Stokes, John	1954
Smith, William	1952-53	Stolk, Wilfred	1950-51
Smith, Willie	1984-85	Stone, Dean	1968-69-70
Snowden, Charles	1946	Stranahan, Kyle	1990-91
Snowden, Crumpton	1938-39-40	Stransky, Fred	1968-69
Snowden, Olin	1932	Strawbridge, Rick	1968-69
Snyder, Paul	1990-91-92	Streeter, Ron	1974
Sobeck, John	1944	Streeter, Tommy	2009-10-11
Solie, Lloyd	1927-28-29-30	Streicher, Gary	1972-73
Sopko, Mike	1971	Streiter, Bob	1961-62



## ALL-TIME LETTERMEN

Strimple, David	2006-07	Thompkins, Kendal	2009-10-11-12
Stubbs, Daniel	1984-86-87	Thompson, Dave	1973-74-75
Sullivan, Jim	1974	Thompson, Gary	1968
Sullivan, Mike	1987-88-89-90	Thompson, Lawrence	1980-81-82
Sullivan, Tom	1969-70-71	Thompson, Sean	1989-90-91
Sunderland, John	1949-50	Thompson, Tommy	1932-33-34
Sutter, Robert	1946-47	Thompson, Woody	1972-73-74
Sutton, James	1997-98-99	Threat, Greg	2002-03-04-05
Sutton, Otis	1927-28-29	Timmons, George	2005
Sutton, Otis B.	1932	Timmons, Racey	1960-61-62
Sutton, Reggie	1983-84	Timmons, Taylor	1976-77-79
Swain, John	1977-78-79-80	Tobey, Ernest	1953-54
Swan, Rick	1964	Tobin, John	1939-40-41
Swasey, Andrew	2011-12	Tocco, Tony	1965-66
Sweeney, Matt	1996-97-98-99	Tokarski, Gary	1975-76
Sweeting, Walt	1971-72-73	Tolson, Jordan	2013-14
Sydnor, Dave	1973-74-75	Torretta, Geoff	1985-86
Symonette, Alan	1992-93-94-95	Torretta, Gino	1989-90-91-92
Symonette, Ian	2006-07-08-09	Totterdale, Bill	1940

## T

Tassotti, Dan	1952-53	Tracy, Phil	1967-68
Tatarek, Bob	1965-66-67	Trathen, Dick	1944
Taylor, Bob	1968	Tremont, Elmer	1950-51
Taylor, Bob S.	1970	Triay, Jim	1966-67
Taylor, Jeffrey	1994-95-96-97	Trobliger, Bernard	1940-41
Taylor, Rod	1967-68	Trocolor, Bob	1968-69-70
Taylor, Sean	2001-02-03	Trosch, Gene	1964-65-66
Teal, David	1967-69-70	Trout, Bill	1967-68-69
Tedder, Phil	1951	Trower, Dick	1969-70-71
Telemaque, Vaughn	2009-10-11-12	Trump, A.J.	2006-07-08-09
Tella, Tony	2002-03-04-05	Tucek, John	1964-65-66
Tellison, A.C.	1991-92-93-94	Tucker, Arnold	1943
Terry, Gabe	2013	Tucker, Syii	1992-93-94-95
Testaverde, Vinny	1982-84-85-86	Tucker, Walter	2013-14-15
Tezanos, Ralph	1974-76	Turchetta, Tom	1970-71
Thomas, Chad	2014-15	Turner, John	1974-75-76-77
Thomas, Derron	2005-06-07-08	Turner, Mike	1967-68-69
Thomas, Joe	1944	Tuten, Rick	1983-84
Thomas, Lamar	1989-90-91-92	Tuttle, Leonard	1927
Thomas, Santonico	2000-01-03-04		
Thomas, William	1927		

## U

Upperco, Pete	1978-79
Upton, Mike	1964





## ALL-TIME LETTERMEN

Urbaniwicz, Hank	1966-67	Waters, Herb	2012-13-14-15
Uribe, Alex	2009	Watson, Gordon	1949-50
<b>V</b>			
Vaccarelli, Anthony	1935-36-37	Watson, John	1970
Vaccaro, Jim	1945	Watt, Walter	1941-42-43-44
Vacchio, Mike	1949-50	Watts, John	1959
Valdez, Wilber	1998-99	Watts, William	1960-61
Valerio, Rick	1975-76-77-78	Wayne, Reggie	1997-98-99-2000
Vanderwende, Kyle	1982-83-84	Weaver, Bobby	1961
Van Dyke, DeMarcus	2007-08-09-10	Weaver, Jarrell	2000-01-02-03
Vari, Armand	1950-51-52	Weaver, Jermell	2000-01
Varone, John	1955-56-57	Webster, Nate	1998-99
Vasiloff, Bill	1956-57	Wehner, Mike	1994-95-96-97
Vasu, George	1954	Weisacosky, Ed	1963-64-65
Verkuilen, Dave	1960	Welch, Bill	1982
Vernon, Oliver	2009-10-11	Wells, Hunter	2013-14-15
Vickers, Kipp	1989-90-91-92	Werl, Robert	1962-63-65
Vilma, Jonathan	2000-01-02-03	Wesley, Steven	2007-08-09
Vogel, Justin	2014-15	West, Isaiah	1980-81-82
Volcy, Jean	2004-05	Wheeler, Jared	2010-11-12-13
Vollenweider, James	1959-60-61	Whipple, Spencer	2010-11
Vujanov, Garry	1970-71	White, Corey	2010
<b>W</b>			
Wahnee, Jim	1965-66	White, Ken	1970-71-72
Walters, Tracy	1986-87-88	White, Mike	1975-76-77
Walden, Terrell	2005-06	White, Paul	1990-91-92-93
Walford, Clive	2011-12-13-14	White, Phillip	1927
Walker, Carl	2000-01-02-03	White, Shelton	1945
Walker, Keith	1983-84	Wieclaw, Jake	2011-12
Walker, Pat	1977-78-79-80	Wiggins, Doug	2007
Walker, Ronnie	1975-76	Wignall, Fred	1927-28
Wallace, Don	1956-57-58	Wike, Dave	1939
Wallick, Gregg	1974-75-76	Wimbs, Cyrim	2007
Walsh, Chris	1994	Wilber, John	1964
Walsh, Steve	1987-88	Wilfork, Vince	2001-02-03
Walters, Matt	1999-2000-01-02	Wilkinson, Charlie	1928-29
Walton, Mark	2015	Wilkins, Ed	1999-2000-01-02
Ward, Alvin	1981-82-83-84	Williams, Andrew	2001-02
Ward, Nick	1995-97-98-99	Williams, D.J.	2000-01-02-03
Washington, Brandon	2009-10-11	Williams, Darryl	1989-90-91
		Williams, David	2001-02
		Williams, Eddie	1982-83
		Williams, Johnny	1972-73-74
		Williams, Kevin	1990-91-92
		Williams, Leon	2002-03-04-05



## ALL-TIME LETTERMEN

Williams, Lester	1978-79-80-81	Yearby, Joseph	2014-15
Williams, Mike	2011	Yosha, Brandon	2012
Williams, Nick	1995-96-97-98	Young, Juwon	2014-15
Williams, Reed	1928-29	Youngblood, Reggie	2005-06-07-08
Williams, Robert	1998-99-2000-01	Yovicsin, Tony	1946-47
Williams, Ryan	2012-13-14		
Williams, Warren	1984-85-86-87		
Williams, Willie	2005		
Wilson, Adrian	1997-98		
Wilson, Bob	1961-62		
Wilson, Chad	1992-93-94		
Wilson, Jay	1970		
Wilson, Jim	1999-2000-01-02		
Wilson, Larry	1959-60-61		
Wilson, Larry	1975-76		
Wilson, Larry	1970-71		
Wilson, Lee	1946		
Wilson, Reggie	1933-34		
Wilson, Rex	1964-65		
Wimberly, Marcus	1993-94-95-96		
Wimbs, Cyrim	2004-05-06		
Winslow, Kellen	2001-02-03		
Winston, Eric	2002-03-04-05		
Wise, Ty	1996-97-98-99		
Wohleb, Bruce	1973-74		
Wolcuff, Nicholas	1934-35-36		
Wollschlager, Anthony	2003-04-05-06		
Wood, Hayes	1927		
Woodus, Robert	1992-93-94		
Woolum, Kerry	1968		
Word, Jim	1971		
Wright, Alton	2003-04		
Wright, Kyle	2004-05-06-07		
Wright, Leon	1943		
Wunder, Bill	1940-41		
Wyche, Michael	2014		
Wysock, Joe	1973-74		

## Z

Zachary, Art	1964-65
Zampogna, Francesco	2004-05-06-07
Zappala, Greg	1980-81-82
Zelch, David	1961-62
Zellner, Chris	2005-06-07-08

## Y

Yaffa, Bernard	1964-65
Yanda, Charles	1960-61
Yarbrough, Bonnie	1956-58



# ATTENDANCE

## HOME ATTENDANCE

YEAR	G	W/L/T	TOTAL	AVERAGE
1937	7	4-3-0	65,261	9,323
1938	7	7-0-0	91,118	13,017
1939	8	4-4-0	133,820	16,727
1940	9	3-6-0	151,535	16,837
1941	9	7-2-0	184,840	20,538
1942	8	6-2-0	84,077	10,509
1943	5	4-1-0	70,256	14,051
1944	9	1-7-1	118,357	13,150
1945	9	7-1-1	186,454	20,717
1946	8	6-2-0	233,390	29,173
1947	8	2-6-0	228,796	28,599
1948	8	3-5-0	280,446	35,056
1949	8	5-3-0	319,449	39,931
1950	7	6-0-1	255,626	36,518
1951	8	7-1-0	339,963	42,495
1952	9	4-5-0	248,781	27,642
1953	7	4-3-0	223,259	31,894
1954	7	7-0-0	306,162	43,737
1955	7	5-2-0	321,347	45,907
1956	8	6-1-1	328,672	41,084
1957	8	4-3-1	327,230	40,904
1958	7	1-6-0	235,325	33,618
1959	7	5-2-0	268,718	38,388
1960	8	6-2-0	390,944	48,868
1961	7	4-3-0	289,004	41,286
1962	6	5-1-0	312,030	52,005
1963	7	1-6-0	311,775	44,539
1964	7	3-3-1	250,603	35,800
1965	6	3-2-1	294,979	49,163
1966	6	5-1-0	236,830	39,471
1967	6	4-2-0	295,843	49,307
1968	5	4-1-0	194,460	38,892
1969	7	4-3-0	289,306	41,329
1970	6	2-4-0	155,142	25,857
1971	8	3-5-0	238,294	29,787
1972	5	4-1-0	110,566	22,113
1973	6	2-4-0	191,767	31,961
1974	6	3-3-0	127,066	21,177
1975	6	1-5-0	140,859	23,476
1976	5	3-2-0	86,180	17,236
1977	5	2-3-0	174,209	29,642
1978	4	3-1-0	83,912	20,978
1979	4	4-0-0	104,262	26,065
1980	5	4-1-0	120,007	24,001
1981	6	6-0-0	239,106	39,851
1982	6	5-1-0	180,602	30,100
1983	5	5-0-0	222,839	44,555
1984	5	2-3-0	247,852	41,309
1985	5	4-1-0	225,353	45,070
1986	6	6-0-0	291,427	48,571
1987	7	7-0-0	377,444	53,920
1988	7	7-0-0	371,742	53,106
1989	6	6-0-0	309,805	51,634
1990	6	6-0-0	372,577	62,096
1991	6	6-0-0	347,785	57,964
1992	6	6-0-0	334,052	55,675
1993	6	6-0-0	287,319	47,887

YEAR	G	W/L/T	TOTAL	AVERAGE
1994	6	5-1-0	361,986	60,331
1995	6	6-0-0	229,223	38,204
1996	6	3-3-0	249,670	41,612
1997	6	3-3-0	173,495	28,916
1998	6	4-2-0	259,209	43,202
1999	6	5-1-0	235,578	39,263
2000	6	6-0-0	350,578	58,430
2001	6	6-0-0	282,972	46,162
2002	6	6-0-0	417,233	69,539
2003	7	6-1-0	406,945	58,135
2004	6	4-2-0	354,803	59,134
2005	6	4-2-0	271,862	45,310
2006	7	5-2-0	293,359	41,908
2007	7	4-3-0	305,124	43,589
2008	6	4-2-0	277,792	46,299
2009	6	5-1-0	285,306	47,551
2010	6	3-3-0	309,056	51,509
2011	7	4-3-0	340,576	48,654
2012	6	4-2-0	286,315	47,719
2013	7	6-1-0	376,857	53,837
2014	7	5-2-0	367,623	52,518
2015	6	5-1-0	285,363	47,560

## LARGEST HOME CROWDS

	TOTAL	OPPONENT	YEAR
1.	81,927	Florida State	2002
2.	81,753	Nebraska <sup>4</sup>	1995
3.	81,634	Notre Dame	1989
4.	80,905	Florida State	2000
5.	80,396	Florida State	1990
6.	80,227	Florida	1985
7.	79,932	Florida	2003
8.	79,480	Nebraska <sup>3</sup>	1989
9.	78,622	Florida State	2004
10.	78,114	Washington	2001
11.	77,836	Florida State	1988
12.	77,747	Nebraska	1992
13.	77,410	Virginia Tech	2000
14.	77,338	Florida State	1992
15.	77,265	Notre Dame	1967
16.	77,224	Florida	1987
17.	77,010	Florida State	1994
18.	76,968	Florida	2013
19.	76,640	Notre Dame	1987
20.	76,530	Florida State	2014
21.	76,108	Virginia Tech	2002
22.	75,913	Florida State	1996
23.	75,723	Penn State	1991
24.	75,685	Notre Dame	1955
25.	75,115	Florida State	2010
26.	74,760	Oklahoma <sup>2</sup>	1988
27.	74,427	Penn State	1999
28.	74,292	Florida A&M	1992
29.	73,817	Florida	1981
30.	73,622	Boston College	2002
31.	73,328	Florida State	2012
32.	72,549	Nebraska <sup>1</sup>	1984
33.	71,842	Houston	1991

HISTORY

## ATTENDANCE

	TOTAL	OPPONENT	YEAR		TOTAL	OPPONENT	YEAR
34.	71,451	Oklahoma	1986	31.	74,653	Texas	1981
35.	70,934	Florida	1969	32.	74,157	Washington	2000
36.	70,420	Iowa	1990	33.	73,907	Florida	1983
37.	68,548	Florida A&M	2002	34.	73,500	South Carolina	1986
38.	68,077	Notre Dame	1965	35.	71,864	Florida	1982
				36.	71,189	USC	1968
				37.	70,397	Iowa	1992
				38.	70,222	West Virginia	1993
				39.	67,979	LSU	1966
				40.	67,500	LSU	1962

1 — 1984 Orange Bowl Classic (Jan. 2, 1984)

2 — 1988 Orange Bowl Classic (Jan. 1, 1988)

3 — 1989 Orange Bowl Classic (Jan. 2, 1989)

4 — 1995 Orange Bowl Classic (Jan. 1, 1995)

## LARGEST CROWDS (ANY SITE)

	TOTAL	OPPONENT	YEAR
1.	109,313	at Penn State	2001
2.	107,745	at Tennessee	2002
3.	105,834	at Michigan	1988
4.	105,454	at Ohio State	2010
5.	105,403	at Michigan	1984
6.	96,704	at Penn State	1992
7.	93,781	vs. Nebraska <sup>1</sup>	2001
8.	91,585	at Nebraska	2014
9.	90,833	at Florida	2008
10.	86,287	at Ohio State	1977

1 — 2002 Rose Bowl (Jan. 3, 2002)

## LARGEST ROAD CROWDS

	TOTAL	OPPONENT	YEAR
1.	109,313	Penn State	2001
2.	107,745	Tennessee	2002
3.	105,834	Michigan	1988
4.	105,454	Ohio State	2010
5.	105,403	Michigan	1984
6.	96,704	Penn State	1992
7.	90,833	Florida	2008
8.	91,585	Nebraska	2014
9.	86,287	Ohio State	1977
10.	85,777	Florida	2002
11.	85,357	Oklahoma	2007
12.	84,409	Florida State	2013
13.	84,347	Florida State	2005
14.	84,336	Florida State	2003
15.	84,165	Texas A&M	2008
16.	83,661	Penn State	1980
17.	82,329	Florida State	2015
18.	82,322	Florida State	2011
19.	81,077	Florida State	2009
20.	80,967	Florida State	1999
21.	80,350	Florida State	1995
22.	80,165	Florida State	1997
23.	79,500	LSU	1988
24.	77,813	Florida State	1993
25.	77,532	Penn State	1979
26.	76,231	Nebraska	1975
27.	76,217	Michigan State	1989
28.	76,155	Nebraska	1976
29.	75,008	Oklahoma	1985
30.	74,875	Florida	1986



## THE UNIVERSITY OF MIAMI SPORTS HALL OF FAME

- Randy Ableman (diving coach)  
Hal Allen (football coach)  
Patrina Allen (track & field)  
Will Allen (basketball)  
Ottis Anderson (football)  
Jodi Appelbaum Steinbauer (tennis)  
Ray Arky (football)  
Jessie Armstead (football)  
J.D. Arteaga (baseball)  
Woody Austin (golf)  
Dr. Bowman F. Ashe (UM president)  
Rod Ashman (football, basketball)  
Wilbert Bach (sports information)  
Pete Banaszak (football)  
Mike Barnes (football)  
Micheal Barrow (football)  
Rick Barry (basketball)  
Wayne Beckner (basketball)  
Tom Beier (football)  
Ray Bellamy (football)  
Bill Bennett (track)  
Lloyd Bennett (track and swimming coach)  
Albert Bentley (football)  
Sharon Berg (swimming)  
Stanley “Skip” Bertman (baseball coach)  
Al Besselink (men’s golf)  
Warren Bogle (baseball)  
Don Bosseler (football)  
Bennie Blades (football)  
Octavia Blue (women’s basketball)  
Megan Bradley (tennis)  
Melvin Bratton (football)  
Melissa Briley-Mieras (diving)  
Eddie Brown (football)  
Eric Brown (basketball)  
Jerome Brown (football)  
Janet Buchanan-Kerr (swimming)  
Dr. Charles Burbacher (team doctor)  
Pat Burrell (baseball)  
Andrew Burrow (tennis)  
Jim Burt (football)  
Edward “Red” Cameron (football, boxing)  
Whitey Campbell (football, basketball, baseball, and football and baseball coach)  
Al Carapella (football)  
Rubin Carter (football)  
Sy Chadroff (basketball, baseball)  
Nick Chickillo (football)  
Rob Chudzinski (football)  
Davian Clarke (track & field)  
Tony Cline (football)  
Julius Cohen (basketball)  
Dan Connors (football)  
Ed Contreras (baseball)  
Horace Copeland (track)  
Alex Cora (baseball)  
Jim Cox (football)  
Pat Cramer (tennis)  
Tony Cristiani (football)  
Nathaniel Crosby (golf)  
Maurice Crum (football)  
Fran Curci (football, football coach)  
Don Curnutt (basketball)  
Paul Dee (athletic director)  
Amy Deem (women’s track coach)  
Bill Deering (track and field)  
Dr. Mickey Demos (boxing)  
Paul Desjardins (golf)  
Bill Diaz (swimming coach)  
Eddie Dibbs (tennis)  
Carl DiBernardo (boxing)  
Jim Dooley (football, track)  
Ken Dorsey (football)  
Lin Dunn (women’s basketball coach)  
Eddie Dunn (football, basketball, baseball, coach)  
Gary Dunn (football)  
Ian Duvenhage (women’s tennis coach)  
Eddie Edwards (football)  
Judy Eller (golf)  
Craig Erickson (football)  
Dennis Erickson (football)  
Lee Evans (reporter)  
Jorge Fabregas (baseball)  
Kevin Fagan (football)



## THE UNIVERSITY OF MIAMI SPORTS HALL OF FAME

Jeff Feagles (football)  
Alex Fernandez (baseball)  
Jaime Fillol (tennis)  
Mike Fiore (baseball)  
Chuck Foreman (football)  
Dawn Frady (swimming)  
Bubba Franks (football)  
Ron Fraser (baseball coach)  
Abe Friedman (basketball)  
George Gallett (sports information)  
Luis Garcia (tennis)  
Greg Garlich (diving)  
Charlie George (football)  
Harry Ghaul (football, baseball)  
Bryan Gillooly (diving)  
Ron Godfrey (basketball coach)  
Tom Gompf (swimming coach)  
Joaquin Gonzalez (football)  
Orlando Gonzalez (baseball)  
Joe Grahe (baseball)  
Danny Graves (baseball)  
Dr. Joel Green (baseball)  
Lise Gregory (tennis)  
Matt Gribble (swimming)  
Randy Guerra (baseball)  
Andy Gustafson (football coach, athletic director)  
Jack Hackett (football)  
Bruce Hale (basketball coach)  
Leonard Hamilton (basketball)  
Penny Hammel (women's golf)  
John Hammil (tennis)  
Jack Harding (football coach, athletic director)  
Robin Harmony (women's basketball)  
Dennis Harrah (football)  
Doris Hart (tennis)  
Al Harum (tennis)  
Janet Hass (women's tennis)  
Bill Hawkins (football)  
Neal Heaton (baseball)  
Ted Hendricks (football)  
Jeannie Hebert-Truax (women's basketball)  
Dr. Bill Heuson (golf coach)

Dick Hickox (basketball)  
Alonzo Highsmith (football)  
Bobby Hill (baseball)  
Randal Hill (football)  
Charlie Hodgson (swimming and diving)  
Kym Hope (women's basketball)  
Carlos Huerta (Football)  
Aubrey Huff (baseball)  
Isabella Hutchinson (women's athletics)  
Michael Irvin (football)  
Stan Jakubowski (baseball)  
Edgerrin James (football)  
Calvin James (baseball)  
Don James (football)  
Harvey James (football)  
Tamara James (basketball)  
Tim James (basketball)  
Jon Jay (baseball)  
Sam Jankovich (athletic director)  
Jenny Keim Johansen (diving)  
Andre Johnson (football)  
Charles Johnson (baseball)  
Jack Johnson (football)  
Jimmy Johnson (football coach)  
James Jones (men's basketball)  
K.C. Jones (football)  
Daphne Jongejans-Bousquet (diving)  
Art Kehoe (football, football coach)  
Jim Kelly (football)  
Cortez Kennedy (football)  
Tracy Kerdyk (golf)  
Walter Kichefski (football, coach)  
Bill Kimbrough (football)  
Tom Kearns (football, basketball, boxing)  
Chuck Klein (football)  
Bernie Kosar (football)  
Wayne Krenchicki (baseball)  
Ferne Labati (women's basketball)  
Phil Lane (baseball)  
Don Latimer (football)  
Lenny Layland (diving)  
Ann Laughlin (golf)





## THE UNIVERSITY OF MIAMI SPORTS HALL OF FAME

Thom Lehman (baseball)	Cathy Morse (golf)
Denny Leonard (football, boxing)	Jerry Moss (tennis)
Dale Lewis (tennis coach)	Santana Moss (football)
Ray Lewis (football)	Gardnar Mulloy (tennis, and coach)
Steve Lichtner (swimming)	Wylleshea Myrick (track)
Ron Lippett (football)	Jack Nelson (swimming, and coach)
Jack Losch (football, baseball, track)	Connie Nickel (administration)
Greg Louganis (diving)	John Noppenberg (football)
William “Bunny” Lovett (boxing, coach)	Jim Otto (football)
William C. Lufler (tennis coach)	Burgess Owens (football)
Melinda Lyverse (swimming)	Mike Pagliarulo (baseball)
Jorge Maduro (baseball)	Dean Panaro (men’s swimming and diving)
Dr. Harry Mallios (football, athletic director)	Norm Parsons (administration, coaching)
Gordon Malloy (football)	Kevin Patrick (football)
Rodney Mandelstam (tennis, soccer)	Vicki Plowden (women’s basketball)
Chris Mantilla (diving)	Clinton Portis (football)
Fred Marion (football)	Tom Pratt (football)
Greg Mark (football)	Larry Pyle (baseball)
Don Mariutto (football)	Rick Raether (baseball)
Leo Martin (football)	Rio Ramirez (diving)
Russell Maryland (football)	Joaquim Rasgado (tennis)
Pete Mastellone (football)	Ed Reed (football)
Bob Masterson (football, boxing)	Billy Regan (boxing coach)
Mike McCoy (basketball)	Ronni Reis-Bernstein (tennis)
Yolanda McCray (track and field)	Ros Riach (women’s tennis)
Frank McDonald (football)	Maria Rivera (women’s basketball)
Willis McGahee (football)	Patti Rizzo (golf)
Bryant McKinnie (football)	Javy Rodriguez (baseball)
Ryan McNeil (football)	Brett Romberg (football)
Rusty Medearis (football)	Al “Flip” Rosen (football, baseball)
Rich Mercier (football)	Gaither Rosser (swimming)
Winston Moss (football)	Tyce Routson (diving)
Jason Michaels (baseball)	Dr. Francis “Whitey” Rouviere (football, baseball)
Bill Miller (football)	Ed Rubinoff (tennis)
Danny Miller (football)	Gillian Russell (track)
George Mira Sr. (football)	Art Saey (Boxing, football)
George Mira Jr. (football)	Alex Santos (baseball)
Dan Morgan (football)	Warren Sapp (football)
Hart Morris (football, basketball coach)	Frances Savage (women’s basketball)
Ed Morris (basketball)	Sam Scarnecchia (football)
Jim Morris (baseball coach)	Howard Schnellenberger (football coach)
Jeff Morrison (baseball)	Sid Schwartz (men’s tennis)
Robbie Morrison (baseball)	Leon Searcy (football)



## THE UNIVERSITY OF MIAMI SPORTS HALL OF FAME

Harold Sears (football)  
Pancho Segura (tennis)  
Kevin Sheary (baseball)  
Doug Shields (baseball)  
Archie Slaton (boxing)  
Danny Smith (baseball)  
Darrin Smith (football)  
Don Smith (football)  
Frank Smith (football)  
Sam Sorce (baseball)  
Don Soldinger (coach)  
Roberta A. Speer (golf)  
Gene Stage (basketball)  
Daniel Stubbs (football)  
Mike Sullivan (football)  
Tom Sullivan (football)  
Bob Tatarek (football)  
Sean Taylor (football)  
Jay Tessmer (baseball)  
Vinny Testaverde (football)  
Lamar Thomas (football)  
Ron Thorne (track)  
John “Red” Tobin (football, basketball)  
Gino Torretta (football)  
Armand “Stitch” Vari (football and coach)  
Jesse Vassallo (swimming)  
Jonathan Vilma (football)  
Rachel Viollet (tennis)  
Steve Walsh (football)  
Marshall Wayne (diving)  
Reggie Wayne (football)  
Ed Weisacosky (football)  
Earl Welbaum (track and field)  
Dave Wike (coach, trainer)  
David Wilkie (swimming)  
Lauryn Williams (track and field)  
Wendy Williams (women’s diving)  
Larry Wilson (football, baseball)  
Kellen Winslow (football)  
Mike Wittman (men’s basketball)  
Nick Wolcuff (football, boxing, wrestling)  
William Wrona (baseball)  
Jodi Yambor (swimming)  
Ernie Yaroshuk (baseball)



# HURRICANES FOOTBALL RECORDS

<i>INDIVIDUAL RECORDS</i> .....	208-210
<i>INDIVIDUAL LEADERS</i> .....	211-222
<i>INDIVIDUAL GAME BESTS</i> .....	223-226
<i>INDIVIDUAL SUPERLATIVES</i> .....	227-229
<i>TEAM SEASON BESTS</i> .....	230-235
<i>TEAM GAME BESTS</i> .....	236-237
<i>OPPONENT BESTS</i> .....	238-239



CATEGORY

# INDIVIDUAL RECORDS



## RUSHING

### ATTEMPTS

#### GAME

39 — Ottis Anderson at Florida, 12/2/78;  
Edgerrin James vs. UCLA, 12/5/98;  
Willis McGahee vs. Virginia Tech, 2002

#### SEASON

282 — Willis McGahee, 2002 [1,753 yards]

#### CAREER

691 — Ottis Anderson, 1975-78 [3,331 yards]

### YARDS

#### GAME

299 — Edgerrin James vs. UCLA, 12/5/98 [39 att.]

#### SEASON

1,753 — Willis McGahee, 2002 [282 att.]

#### CAREER

3,519 — Duke Johnson, 2012-14 [526 att.]

### YARDS PER ATTEMPT

#### GAME

##### MINIMUM 4 ATTEMPTS

39.3 — Jack Losch vs. Bucknell, 11/11/55 [4 att.]

#### SEASON

##### MINIMUM 25 ATTEMPTS

10.01 — Al Shipman, 2001 [45 att.]

### YARDS PER GAME

#### SEASON

##### MINIMUM 9 GAMES

134.8 — Willis McGahee, 2002 [13 games;  
1,753 yards]

### TOUCHDOWNS

#### GAME

6 — Willis McGahee vs. Virginia Tech, 12/7/02

#### SEASON

28 — Willis McGahee, 2002

#### CAREER

35 — Stephen McGuire, 1989-92

### CONSECUTIVE GAMES W/ TD

#### SEASON

10 — Willis McGahee, 2002

### 100-YARD GAMES

#### SEASON

10 — Willis McGahee, 2002

#### CAREER

14 — Duke Johnson, 2012-2014; Clinton Portis,  
1999-2001

### CONSECUTIVE 100-YARD GAMES

#### CAREER

6 — Duke Johnson, 2014; Willis McGahee,  
2002; Edgerrin James, 1998

## PASSING

### ATTEMPTS

#### GAME

54 — Ryan Collins vs. Memphis, 11/27/93 [32  
comp.];  
Brock Berlin vs. West Virginia, 10/2/03 [37  
comp.]

#### SEASON

421 — Stephen Morris, 2012 [245 comp.]

#### CAREER

1,170 — Jacory Harris, 2008-11 [703 comp.]

### COMPLETIONS

#### GAME

37 — Brock Berlin vs. West Virginia, 10/2/03  
[54 att.]

#### SEASON

262 — Bernie Kosar, 1984 [416 att.]

#### CAREER

703 — Jacory Harris, 2008-11 [1,170 att.]

### COMPLETION PERCENTAGE

#### SEASON

##### MINIMUM 100 ATTEMPTS

65.0 — Jacory Harris, 2011 [195-300]

#### CAREER

##### MINIMUM 250 ATTEMPTS

62.5 — Bernie Kosar, 1983-84 [463-743]

### CONSECUTIVE COMPLETIONS

#### GAME

14 — Vinny Testaverde vs. Oklahoma, 1986

### YARDS

#### GAME

566 — Stephen Morris vs. NC State, 9/29/12

#### SEASON

3,642 — Bernie Kosar, 1984 [262-416]

#### CAREER

9,565 — Ken Dorsey, 1999-2002 [668-1,153]

### TOUCHDOWNS

#### GAME

5 — Bernie Kosar at Cincinnati, 10/13/84;  
Steve Walsh vs. Cincinnati, 10/22/88;  
Ken Dorsey vs. Boston College, 11/25/00;  
Brock Berlin at NC State, 10/23/04;  
Kyle Wright at Wake Forest, 11/12/05;  
Stephen Morris vs. NC State, 9/29/12

#### SEASON

29 — Steve Walsh, 1988

#### CAREER

86 — Ken Dorsey, 1999-2002

### 200-YARD GAMES

#### SEASON

11 — Vinny Testaverde, 1985; Steve Walsh, 1988

#### CAREER

28 — Ken Dorsey, 1999-2000

### CONSECUTIVE 200-YARD GAMES

#### CAREER

12 — Vinny Testaverde, 1985-86; Steve Walsh,  
1987-88

### 300-YARD GAMES

#### SEASON

8 — Bernie Kosar, 1984

#### CAREER

10 — Gina Torretta, 1989-92

### 400-YARD GAMES

#### SEASON

3 — Stephen Morris, 2012

#### CAREER

3 — Gina Torretta, 1989-92; Stephen  
Morris 2010-12

# INDIVIDUAL RECORDS

## CONSECUTIVE PASSES W/O INT GAME

50 — Steve Walsh vs. Arkansas, 11/26/88;  
Gino Torretta at Arizona, 10/26/91

## CAREER

193 — Ken Dorsey, 1999-2000

## RECEIVING

### RECEPTIONS

#### GAME

12 — Willie Smith vs. Maryland, 11/10/84  
[128 yards];  
Phillip Dorsett vs. USF, 11/17/12  
[111 yards]

#### SEASON

72 — Leonard Hankerson, 2010 [1,156 yards]

#### CAREER

173 — Reggie Wayne, 1997-2000 [2,510  
yards]

### CONSECUTIVE GAMES W/ RECEPTION

#### CAREER

36 — Reggie Wayne, 1997-2000

### YARDS

#### GAME

220 — Eddie Brown vs. Boston College,  
11/23/84 [10 rec.]

#### SEASON

1,162 — Allen Hurns, 2013 [62 rec.]

#### CAREER

2,546 — Santana Moss, 1997-2000 [143  
rec.]

### TOUCHDOWNS

#### GAME

3 — Lamar Thomas at Texas Tech, 10/27/90;  
Tony Gaiter vs. Pittsburgh, 9/28/96;  
Santana Moss at Rutgers, 10/3/98

#### SEASON

13 — Leonard Hankerson, 2010

#### CAREER

26 — Michael Irvin, 1985-87

## CONSECUTIVE GAMES W/ TD SEASON

8 — Michael Irvin, 1988

## TOTAL OFFENSE

### TOTAL YARDS

#### GAME

568 — Stephen Morris vs. NC State,  
9/29/12 [2r, 566p]

#### SEASON

3,415 — Stephen Morris, 2012 [70r;  
3,345p]

#### CAREER

9,486 — Ken Dorsey, 1999-2002 [-79  
rush; 9,565 pass]

## ALL-PURPOSE

### TOTAL YARDS

#### GAME

368 — Duke Johnson at Virginia,  
11/10/12

#### SEASON

2,108 — Willis McGahee, 2002

#### CAREER

5,526 — Duke Johnson, 2012-2014

## SCORING

### TOTAL TOUCHDOWNS

#### GAME

6 — Willis McGahee vs. Virginia Tech,  
12/7/02 [6 rush]

#### SEASON

28 — Willis McGahee, 2002

#### CAREER

35 — Stephen McGuire, 1989-92; Edgerrin  
James, 1996-98

### FIELD GOALS MADE

#### GAME

5 — Jon Peattie vs. West Virginia, 10/2/03  
Michael Badgley vs. Nebraska, 9/19/15  
Michael Badgley at Pitt, 11/27/15

#### SEASON

25 — Michael Badgley, 2015

## CAREER

73 — Carlos Huerta, 1988-91

### FIELD GOAL PERCENTAGE

#### SEASON

92.9 — Dane Prewitt, 1994 [13-14]

### CONSECUTIVE FIELD GOALS MADE

#### CAREER

13 — Dane Prewitt, 1994

### PAT KICKS MADE

#### GAME

11 — Matt Goudis vs. Savannah State,  
9/21/13 [11 att.]

#### SEASON

66 — Todd Sievers [2002]

#### CAREER

178 — Carlos Huerta, 1988-91

## DEFENSE

### TOTAL TACKLES

#### SEASON

164 — Ed Weisacosky (E), 1965

#### CAREER

532 — Dan Morgan (LB), 1997-2000

### SOLO TACKLES

#### SEASON

**End:** 112 — Ed Weisacosky, 1965  
**Tackle:** 98 — Rubin Carter, 1973  
**Middle Guard:** 100 — Jim Burt, 1979  
**Linebacker:** 104 — James O'Mahoney,  
1962  
**Middle Linebacker:** 95 — Ray Lewis, 1995  
**Cornerback:** 73 — Tom Beier, 1966  
**Safety:** 76 — Brandon Meriweather, 2005

#### CAREER

**End:** 227 — Ted Hendricks, 1966-68  
**Tackle:** 210 — Ted Hendricks, 1966-68  
**Middle Guard:** 177 — Ted Hendricks, 1966-  
68  
**Linebacker:** 309 — Ted Hendricks, 1966-  
68  
**Cornerback:** 127 — Ted Hendricks, 1966-68  
**Safety:** 182 — Ted Hendricks, 1966-68

# INDIVIDUAL RECORDS

## ASSISTED TACKLES

### SEASON

**End:** 57 — Bill Hawkins, 1987

**Tackle:** 53 — Greg Mark, 1987

**Middle Guard:** 50 — Jerry Reynolds, 1961

**Linebacker:** 80 — Rod Carter, 1987

**Middle Linebacker:** 68 — George Mira Jr., 1987

**Cornerback:** 45 — Tolbert Bain, 1987

**Safety:** 83 — Greg Threat, 2004

### CAREER

**End:** 139 — Daniel Stubbs, 1984-87

**Tackle:** 98 — Derwin Jones, 1984-87

**Middle Guard:** 86 — Jim Burt, 1977-80

**Linebacker:** 223 — Dan Morgan, 1997-2000

**Cornerback:** 80 — Tolbert Bain, 1984-87

**Safety:** 152 — Fred Marion, 1978-81

## INTERCEPTIONS

### GAME

3 — by 11 players; most recently by Kenny Phillips at Duke, 10/21/06

### SEASON

10 — Bennie Blades, 1986 [128 yards];

Sean Taylor, 2003 [184 yards]

### CAREER

21 — Edward Reed, 1998-2001 [389 yards]

## INTERCEPTION RETURN

### YARDS

### SEASON

201 — Edward Reed, 2001 [9 INT]

### CAREER

389 — Edward Reed, 1998-2001 [21 INT]

## CONSECUTIVE GAMES WITH

### INT

### CAREER

5 — Bennie Blades, 1986-87; Dexter Siegler, 1992-93

## INTERCEPTION RETURNS FOR

### TD

### GAME

2 — Ken Corbin vs. Florida, 12/9/67

### CAREER

4 — Edward Reed, 1998-2001

## FUMBLE RECOVERIES

### GAME

4 — Jim Burt at Vanderbilt, 11/15/80

### SEASON

5 — LeeRoy Lewis, 1965;

Ted Hendricks, 1968;

Mike Barnes, 1972

### CAREER

12 — Ted Hendricks, 1966-68

## PUNTING

### PUNTING AVERAGE

### GAME

55.3 — Harry Ghaul vs. Miami (Ohio), 11/8/46 [6 att.]

### SEASON

47.1 — Pat O'Donnell, 2013 [53 att.]





# INDIVIDUAL LEADERS

## RUSHING

### ATTEMPTS

#### CAREER LEADERS

PLAYER	SEASONS	YDS	AVG	ATT
1. Ottis Anderson	1975-78	3,331	4.82	691
2. James Jackson	1996-2000	2,953	5.46	541
3. Duke Johnson	2012-14	3,519	6.69	526
4. Javaris James	2006-09	2,162	4.29	505
5. Edgerrin James	1996-98	2,960	6.24	474
6. Graig Cooper	2007-10	2,383	5.12	465
7. Danyell Ferguson	1992, 1994-96	2,214	4.88	454
8. Stephen McGuire	1989-92	1,953	4.34	450
9. Clinton Portis	1999-2001	2,523	5.73	440
10. Tyrone Moss	2003-06	1,942	4.71	412

#### SEASON LEADERS

PLAYER	SEASON	YDS	AVG	ATT
1. Willis McGahee	2002	1,753	6.22	282
2. Duke Johnson	2014	1,652	6.82	242
Edgerrin James	1998	1,416	5.85	242
4. Lamar Miller	2011	1,272	5.60	227
5. Ottis Anderson	1978	1,266	5.65	224
6. Clinton Portis	2001	1,200	5.45	220
7. Ottis Anderson	1976	918	4.31	213
8. Danyell Ferguson	1995	1,069	5.04	212
9. Joe Yearby	2015	1,002	4.88	205
10. James Jackson	2000	1,006	5.01	201

## YARDS

#### CAREER LEADERS

PLAYER	SEASONS	ATT	AVG	YDS
1. Duke Johnson	2012-14	526	6.69	3,519
2. Ottis Anderson	1975-78	691	4.82	3,331
3. Edgerrin James	1996-98	474	6.24	2,960
4. James Jackson	1996-2000	541	5.46	2,953
5. Clinton Portis	1999-2001	440	5.73	2,523
6. Graig Cooper	2007-10	465	5.12	2,383
7. Danyell Ferguson	1992, 1994-96	454	4.88	2,214
8. Javaris James	2006-09	505	4.29	2,162
9. Willis McGahee	2001-02	351	5.89	2,067
10. Frank Gore	2001-04	348	5.68	1,975
11. Stephen McGuire	1989-92	450	4.34	1,953
12. Tyrone Moss	2003-06	412	4.71	1,942
13. Lamar Miller	2010-11	335	5.73	1,918
14. Alonzo Highsmith	1989-92	387	4.95	1,914
15. Leonard Conley	1987-90	400	4.73	1,892
16. Eddie Dunn	1936-38	334	5.32	1,778
17. Warren Williams	1984-87	333	5.21	1,734
18. Don Bosseler	1953-56	385	4.26	1,642
19. Chuck Foreman	1970-72	345	4.73	1,631
20. Frank Smith	1948-51	309	5.10	1,576
21. Tom Sullivan	1969-71	387	3.98	1,541
22. Damien Berry	2009-10	283	5.35	1,515

23. Joe Yearby	2014-present	277	5.45	1,511
24. Vincent Opalsky	1967-69	377	3.85	1,451
25. Mike James	2009-12	312	4.44	1,386

#### SEASON LEADERS

PLAYER	SEASON	ATT	AVG	YDS
1. Willis McGahee	2002	282	6.22	1,753
2. Duke Johnson	2014	242	6.82	1,652
3. Edgerrin James	1998	242	5.85	1,416
4. Lamar Miller	2011	227	5.60	1,272
5. Ottis Anderson	1978	224	5.65	1,266
6. Clinton Portis	2001	220	5.45	1,200
7. Edgerrin James	1997	184	5.97	1,098
8. Danyell Ferguson	1995	212	5.04	1,069
9. James Jackson	2000	201	5.01	1,006
10. Joe Yearby	2015	205	4.88	1,002

#### YEARLY LEADERS

YEAR	PLAYER	ATT	YDS	AVG
1947	Harry Ghaul	53	310	5.9
1948	Frank Smith	71	250	3.5
1949	Bob Campbell	98	482	5.0
1950	Jim Dooley	98	532	7.0
1951	Harry Mallios	138	494	4.2
1952	Pud Constantino	81	400	4.9
1953	Gordon Malloy	90	342	3.8
1954	Gordon Malloy	87	492	5.7
1955	Don Bosseler	104	435	4.2
1956	Don Bosseler	161	723	4.5
1957	John Varone	79	460	5.8
1958	Frank Bouffard	77	289	3.8
1959	Frank Bouffard	105	387	3.7
1960	Eddie Johns	123	521	4.2
1961	James Vollenweider	112	538	4.8
1962	Nick Ryder	155	702	4.5
1963	Pete Banaszak	97	461	4.8
1964	Russell Smith	84	370	4.1
1965	Pete Banaszak	111	473	4.7
1966	Doug McGee	100	377	3.8
1967	John Acuff	112	572	5.1
1968	Vincent Opalsky	152	446	2.9
1969	Vincent Opalsky	109	453	4.2
1970	Tom Sullivan	156	461	2.7
1971	Chuck Foreman	191	951	4.9
1972	Chuck Foreman	107	484	4.5
1973	Woody Thompson	189	802	4.3
1974	Woody Thompson	78	343	4.4
1975	Ottis Anderson	67	365	5.5
1976	Ottis Anderson	213	918	4.3
1977	Ottis Anderson	187	782	4.1
1978	Ottis Anderson	224	1,266	5.7
1979	Chris Hobbs	105	406	3.9
1980	Lorenzo Roan	152	669	4.4
1981	Lorenzo Roan	111	388	3.3

## INDIVIDUAL LEADERS

YEAR	PLAYER	ATT	YDS	AVG
1982	Keith Griffin	131	473	3.6
1983	Albert Bentley	144	722	5.0
1984	Alonzo Highsmith	146	906	6.2
1985	Warren Williams	89	522	5.9
1986	Alonzo Highsmith	105	442	4.2
1987	Warren Williams	135	673	5.0
1988	Cleveland Gary	117	480	4.1
1989	Leonard Conley	134	529	3.9
1990	Stephen McGuire	150	621	4.1
1991	Stephen McGuire	123	608	4.9
1992	Donnell Bennett	97	421	4.3
1993	James Stewart	112	639	5.7
1994	James Stewart	147	724	4.9
1995	Danyell Ferguson	212	1,069	5.0
1996	Dyral McMillan	111	565	5.1
1997	Edgerrin James	184	1,098	6.0
1998	Edgerrin James	242	1,416	5.9
1999	Clinton Portis	143	839	5.9
2000	James Jackson	201	1,006	5.0
2001	Clinton Portis	220	1,200	5.5
2002	Willis McGahee	282	1,753	6.2
2003	Jarrett Payton	182	985	5.4
2004	Frank Gore	197	945	4.8
2005	Tyrone Moss	137	701	5.1
2006	Javarris James	175	802	4.7
2007	Graig Cooper	125	682	5.5
2008	Graig Cooper	171	841	4.9
2009	Graig Cooper	134	695	5.2
2010	Damien Berry	190	899	4.7
2011	Lamar Miller	227	1,272	5.6
2012	Duke Johnson	139	947	6.8
2013	Duke Johnson	145	920	6.3
2014	Duke Johnson	242	1,652	6.8
2015	Joe Yearby	205	1,002	4.9

## YARDS PER GAME

### SEASON LEADERS (MINIMUM 25 ATTEMPTS)

	PLAYER	SEASON	ATT	YDS	AVG
1.	Al Shipman	1994	45	454	10.09
2.	Frank Gore	2001	62	565	9.10
3.	Jack Losch	1955	47	426	9.06
4.	James Jackson	1997	81	596	7.35
5.	John Varone	1955	46	324	7.04
	Najeh Davenport	1998	55	388	7.04
7.	Larry Jones	1993	57	401	7.02
8.	Harry Ghaul	1948	25	175	7.00
	Jim Dooley	1950	98	686	7.00
10.	Duke Johnson	2012	139	947	6.81

## YARDS PER GAME

### SEASON LEADERS MINIMUM 9 GAMES

	PLAYER	SEASON	G	YDS	AVG
1.	Willis McGahee	2002	13	1,753	134.8
2.	Edgerrin James	1998	11	1,416	128.7
3.	Duke Johnson	2014	13	1,652	127.1
4.	Ottis Anderson	1978	11	1,266	115.1
5.	Edgerrin James	1997	10	1,098	109.8
6.	Clinton Portis	2001	11	1,200	109.1
7.	Lamar Miller	2011	12	1,272	106.0
8.	Danyell Ferguson	1995	11	1,069	97.2
9.	James Jackson	2000	11	1,006	91.5
10.	Chuck Foreman	1971	11	951	86.5

## TOUCHDOWNS

### CAREER LEADERS

	PLAYER	SEASONS	TD
1.	Stephen McGuire	1989-92	35
2.	Edgerrin James	1996-98	32
3.	Willis McGahee	2001-02	31
4.	James Jackson	1997-2000	29
5.	Duke Johnson	2012-14	26
	Melvin Bratton	1984-87	26
	Tyrone Moss	2003-06	26
8.	Eddie Dunn	1936-38	25
9.	Clinton Portis	1999-2001	21
10.	Danyell Ferguson	1992, 1994-96	18
	Alonzo Highsmith	1983-86	18
	Javarris James	2006-09	18

### SEASON LEADERS

	PLAYER	SEASON	TD
1.	Willis McGahee	2002	28
2.	Edgerrin James	1998	17
3.	Eddie Dunn	1938	14
4.	Harry Ghaul	1945	13
	Edgerrin James	1997	13
6.	James Stewart	1994	12
	Danyell Ferguson	1995	12
	Tyrone Moss	2005	12
9.	Stephen McGuire	1990	11
	James Jackson	1999	11
	James Jackson	2000	11

## 100-YARD GAMES

### CAREER LEADERS

	PLAYER	SEASONS	G
1.	Duke Johnson	2012-2014	14
	Clinton Portis	1999-2001	14
	Edgerrin James	1996-98	14
4.	Ottis Anderson	1975-78	13
5.	James Jackson	1997-2000	11
6.	Willis McGahee	2001-02	10



# INDIVIDUAL LEADERS

	PLAYER	SEASONS	G
7.	Lamar Miller	2010-11	9
8.	Frank Gore	2001-04	8
9.	Tyrone Moss	2003-06	7
10.	Damien Berry	2009-10	6

## SEASON LEADERS

	PLAYER	SEASON	G
1.	Willis McGahee	2002	10
2.	Ottis Anderson	1978	8
	Clinton Portis	2001	8
4.	Duke Johnson	2014	7
	Edgerrin James	1998	7
	Lamar Miller	2011	7
7.	Alonzo Highsmith	1984	5
	Edgerrin James	1997	5
	Clinton Portis	1999	5
10.	Chuck Foreman	1971	4
	Ottis Anderson	1976	4
	Danyell Ferguson	1995	4
	James Jackson	2000	4
	Damien Berry	2010	4
	Duke Johnson	2012	4

## YEARLY LEADERS

YEAR	PLAYER	ATT	COMP	INT	YARDS
1947	Hal Johnston	38	19	6	239
1948	Jack DelBello	101	45	9	455
1949	Jack Hackett	76	28	8	302
1950	Jack Hackett	107	52	2	612
1951	Jack Hackett	71	34	3	544
1952	Don James	144	82	9	913
1953	Don James	75	39	6	450
1954	Carl Garrigus	47	27	2	305
1955	Sam Scarnecchia	49	31	3	485
1956	Sam Scarnecchia	59	27	5	357
1957	Fran Curci	85	41	6	476
1958	Bonnie Yarbrough	80	32	4	509
1959	Fran Curci	195	100	14	1,068
1960	Eddie Johns	91	54	5	657
1961	George Mira	172	81	6	1,000
1962	George Mira	306	146	18	1,893
1963	George Mira	334	172	14	2,155
1964	Bob Biletnikoff	159	85	7	920
1965	Bill Miller	141	72	10	856
1966	Bill Miller	155	84	11	1,114
1967	David Olivo	140	62	13	729
1968	David Olivo	248	137	15	1,727
1969	Kelly Cochrane	243	121	15	1,673
1970	Kelly Cochrane	287	127	21	1,328
1971	John Hornibrook	179	73	10	1,006
1972	Ed Carney	209	94	15	1,399
1973	Ed Carney	94	41	3	658
1974	Kary Baker	146	61	13	805
1975	E.J. Baker	130	66	10	999
1976	E.J. Baker	131	64	10	907
1977	E.J. Baker	84	35	6	515
1978	Kenny McMillian	108	53	7	611
1979	Mike Rodrigue	201	94	16	1,197
1980	Jim Kelly	206	109	7	1,519
1981	Jim Kelly	285	168	14	2,403
1982	Mark Richt	149	71	9	838
1983	Bernie Kosar	327	201	13	2,329
1984	Bernie Kosar	416	262	16	3,642
1985	Vinny Testaverde	352	216	15	3,238
1986	Vinny Testaverde	276	175	9	2,557
1987	Steve Walsh	298	176	7	2,249
1988	Steve Walsh	390	233	12	3,115
1989	Craig Erickson	273	147	13	2,007
1990	Craig Erickson	393	225	7	3,363
1991	Gino Torretta	371	205	8	3,095
1992	Gino Torretta	402	228	7	3,060
1993	Ryan Collins	203	117	13	1,605
1994	Frank Costa	313	168	15	2,443
1995	Ryan Clement	201	119	10	1,638
1996	Ryan Clement	272	164	8	2,257
1997	Ryan Clement	267	157	11	2,089
1998	Scott Covington	270	159	8	2,301

# PASSING

## PASSING YARDS

### CAREER LEADERS

	PLAYER	SEASONS	ATT	COMP	PCT	YDS
1.	Ken Dorsey	1999-2002	1,153	668	57.9	9,565
2.	Jacory Harris	2008-11	1,170	703	60.1	8,826
3.	Stephen Morris	2010-13	955	551	57.7	7,896
4.	Gino Torretta	1989-92	991	555	56.0	7,690
5.	Brad Kaaya	2014-present	767	459	59.8	6,436
6.	Vinny Testaverde	1982, 1984-86	674	413	61.3	6,058
7.	Craig Erickson	1987-90	752	420	55.9	6,056
8.	Ryan Clement	1994-97	747	443	59.3	6,004
9.	Bernie Kosar	1983-84	743	463	62.3	5,971
10.	Kyle Wright	2004-07	807	478	59.2	5,805

## PASSING YARDS

### SEASON LEADERS

	PLAYER	SEASON	ATT	COMP	PCT	YDS
1.	Bernie Kosar	1984	416	262	63.0	3,642
2.	Ken Dorsey	2002	393	222	56.5	3,369
3.	Craig Erickson	1990	393	225	57.3	3,363
4.	Jacory Harris	2009	406	242	59.6	3,352
5.	Stephen Morris	2012	421	245	58.2	3,345
6.	Brad Kaaya	2015	389	238	61.2	3,238
	Vinny Testaverde	1985	352	216	61.4	3,238
8.	Brad Kaaya	2014	378	221	58.5	3,198
9.	Steve Walsh	1988	390	233	59.7	3,115
10.	Gino Torretta	1991	371	205	55.3	3,095

RECORDS

## INDIVIDUAL LEADERS

YEAR	PLAYER	ATT	COMP	INT	YARDS
1999	Kenny Kelly	259	141	14	1,913
2000	Ken Dorsey	322	188	5	2,737
2001	Ken Dorsey	318	184	9	2,652
2002	Ken Dorsey	393	222	12	3,369
2003	Brock Berlin	352	211	17	2,419
2004	Brock Berlin	348	195	6	2,680
2005	Kyle Wright	307	180	10	2,403
2006	Kyle Wright	250	152	7	1,655
2007	Kyle Wright	241	141	14	1,747
2008	Robert Marve	213	116	13	1,293
2009	Jacory Harris	406	242	17	3,352
2010	Jacory Harris	270	148	15	1,793
2011	Jacory Harris	300	195	9	2,486
2012	Stephen Morris	421	245	7	3,345
2013	Stephen Morris	344	198	12	3,028
2014	Brad Kaaya	378	221	12	3,198
2015	Brad Kaaya	389	238	5	3,238

PLAYER	SEASON	ATT	YDS	COMP
4. Stephen Morris	2010-13	955	7,896	551
5. Kyle Wright	2004-07	807	5,805	478
6. Bernie Kosar	1983-84	743	5,971	463
7. Brad Kaaya	2014-present	767	6,436	459
8. Ryan Clement	1994-97	747	6,004	443
9. Craig Erickson	1987-90	752	6,056	420
10. Vinny Testaverde	1982,1984-86	674	6,058	413

### SEASON LEADERS

PLAYER	SEASON	ATT	YDS	COMP
1. Bernie Kosar	1984	416	3,642	262
2. Stephen Morris	2012	421	3,345	245
3. Jacory Harris	2009	406	3,352	242
4. Brad Kaaya	2015	389	3,238	238
5. Steve Walsh	1988	390	3,115	233
6. Gino Torretta	1992	402	3,060	228
7. Craig Erickson	1990	393	3,363	225
8. Ken Dorsey	2002	393	3,369	222
9. Brad Kaaya	2014	378	3,198	221
10. Vinny Testaverde	1985	352	3,238	216

### ATTEMPTS

#### CAREER LEADERS

PLAYER	SEASONS	COMP	YDS	ATT
1. Jacory Harris	2008-11	703	8,826	1,170
2. Ken Dorsey	1999-2002	668	9,565	1,153
3. Gino Torretta	1989-92	555	7,690	991
4. Stephen Morris	2010-13	551	7,896	955
5. Kyle Wright	2004-07	478	5,805	807
6. Brad Kaaya	2014-present	459	6,436	767
7. Craig Erickson	1987-90	420	6,056	752
8. Ryan Clement	1994-97	443	6,004	747
9. George Mira	1961-63	368	5,048	745
10. Bernie Kosar	1983-84	463	5,971	743

#### SEASON LEADERS

PLAYER	SEASON	COMP	YDS	ATT
1. Stephen Morris	2012	245	3,345	421
2. Bernie Kosar	1984	262	3,642	416
3. Jacory Harris	2009	242	3,252	406
4. Gino Torretta	1992	228	3,060	402
5. Craig Erickson	1990	225	3,363	393
Ken Dorsey	2002	222	3,369	393
7. Steve Walsh	1988	233	3,115	390
8. Brad Kaaya	2015	238	3,238	389
9. Brad Kaaya	2014	221	3,198	378
10. Gino Torretta	1991	205	3,095	371

### COMPLETIONS

#### CAREER LEADERS

PLAYER	SEASONS	ATT	YDS	COMP
1. Jacory Harris	2008-11	1,170	8,826	703
2. Ken Dorsey	1999-2002	1,153	9,565	668
3. Gino Torretta	1989-92	991	7,690	555

### COMPLETION PERCENTAGE

#### CAREER LEADERS

#### MINIMUM 250 ATTEMPTS

PLAYER	SEASONS	COMP	ATT	PCT
1. Bernie Kosar	1983-84	463	743	62.3
2. Vinny Testaverde	1982, 1984-86	413	674	61.3
3. Jacory Harris	2008-11	703	1170	60.1
4. Brad Kaaya	2014-present	221	378	59.8
5. Steve Walsh	1986-88	410	690	59.4
6. Ryan Clement	1994-97	443	747	59.3
7. Kyle Wright	2004-07	478	807	59.2
8. Brock Berlin	2003-04	406	700	58.0
9. Ken Dorsey	1999-2002	668	1153	57.9
10. Stephen Morris	2010-13	551	955	57.7

#### SEASON LEADERS

#### MINIMUM 100 ATTEMPTS

PLAYER	SEASON	COMP	ATT	PCT
1. Jacory Harris	2011	195	300	65.0
2. Vinny Testaverde	1986	175	276	63.4
3. Bernie Kosar	1984	262	416	63.0
4. Ken Dorsey	1999	74	120	61.7
5. Bernie Kosar	1983	201	327	61.5
6. Vinny Testaverde	1985	216	352	61.4
7. Brad Kaaya	2015	238	389	61.2
8. Kyle Wright	2006	152	250	60.8
Jacory Harris	2008	118	194	60.8
10. Ryan Clement	1996	164	272	60.3



# INDIVIDUAL LEADERS

## TOUCHDOWNS

### CAREER LEADERS

PLAYER	SEASONS	TD
1. Ken Dorsey	1999-2002	86
2. Jacory Harris	2008-11	70
3. Stephen Morris	2010-13	49
4. Vinny Testaverde	1982, 1984-86	48
Steve Walsh	1986-88	48
6. Gino Torretta	1989-92	47
7. Craig Erickson	1987-90	46
8. Ryan Clement	1994-97	43
9. Brad Kaaya	2014-present	42
10. Bernie Kosar	1983-84	40

### SEASON LEADERS

PLAYER	SEASON	TD
1. Steve Walsh	1988	29
2. Ken Dorsey	2002	28
3. Vinny Testaverde	1986	26
Brad Kaaya	2014	26
5. Bernie Kosar	1984	25
Ken Dorsey	2000	25
7. Jacory Harris	2009	24
8. Ken Dorsey	2001	23
9. Craig Erickson	1990	22
Brock Berlin	2004	22

## RECEIVING

### RECEPTIONS

#### CAREER LEADERS

PLAYER	SEASONS	YDS	AVG	REC
1. Reggie Wayne	1997-2000	2,510	14.51	173
2. Lamar Thomas	1989-92	2,271	15.77	144
3. Michael Irvin	1985-87	2,423	16.94	143
Santana Moss	1997-2000	2,546	17.80	143
5. Leonard Hankerson	2007-10	2,160	16.12	134
6. Travis Benjamin	2008-11	2,146	16.38	131
7. Phillip Dorsett	2011-14	2,132	17.61	121
Allen Hurns	2010-13	1,891	15.63	121
9. Kellen Winslow	2001-03	1,365	11.47	119
10. Willie Smith	1984-86	1,544	13.20	117

#### SEASON LEADERS

PLAYER	SEASON	YDS	AVG	REC
1. Leonard Hankerson	2010	1,156	16.06	72
2. Willie Smith	1984	852	12.91	66
3. Allen Hurns	2013	1,162	18.74	62
4. Wesley Carroll	1990	952	15.61	61
5. Kellen Winslow	2003	605	10.08	60
6. Eddie Brown	1984	1,114	18.88	59
7. Phillip Dorsett	2012	842	14.52	58
8. Cleveland Gary	1988	655	11.49	57

#### PLAYER

SEASON	YDS	AVG	REC	
Kellen Winslow	2002	726	12.74	57
10. Santana Moss	1999	899	16.65	54
Dale Dawkins	1989	833	15.43	54
Glenn Dennison	1983	594	11.00	54

## RECEIVING YARDS

### CAREER LEADERS

PLAYER	SEASONS	REC	AVG	YDS
1. Santana Moss	1997-2000	143	17.80	2,546
2. Reggie Wayne	1997-2000	173	14.51	2,510
3. Michael Irvin	1985-87	143	16.94	2,423
4. Lamar Thomas	1989-92	144	15.77	2,271
5. Leonard Hankerson	2007-10	134	16.12	2,160
6. Travis Benjamin	2008-11	131	16.38	2,146
7. Phillip Dorsett	2011-14	121	17.61	2,132
8. Allen Hurns	2010-13	121	15.63	1,891
9. Andre Johnson	2000-02	92	19.90	1,831
10. Eddie Brown	1983-84	89	19.71	1,754

### SEASON LEADERS

PLAYER	SEASON	REC	AVG	YDS
1. Allen Hurns	2013	62	18.74	1,162
2. Leonard Hankerson	2010	72	16.10	1,156
3. Eddie Brown	1984	59	18.88	1,114
4. Andre Johnson	2002	52	21.00	1,092
5. Wesley Carroll	1990	61	15.61	952
6. Santana Moss	1999	54	16.60	899
7. Phillip Dorsett	2014	36	24.19	871
8. Michael Irvin	1986	53	16.38	868
9. Willie Smith	1984	66	12.91	852
10. Phillip Dorsett	2012	58	14.52	842

## YEARLY LEADERS

YEAR	PLAYER, POS	REC	YDS	AVG
1947	Andy Novak, E	8	146	18.3
1948	Al Hudson, B	5	190	38.0
1949	Ralph Fieler, E	14	151	10.8
1950	Tom Jelley, E	24	399	16.6
1951	Ed Lutes, E	16	409	25.6
1952	Frank McDonald, TE	32	418	13.1
1953	Frank McDonald, TE	20	235	11.8
1954	Frank McDonald, TE	15	181	12.1
1955	Jack Losch, B	7	206	29.4
1956	John Varone, B	10	107	10.7
1957	John Varone, B	11	108	9.8
1958	Doug Hildebrandt, E	12	177	14.6
1959	Bill Miller, E	33	395	12.0
1960	Bill Miller, E	26	413	15.9
1961	Bill Miller, E	44	648	14.7
1962	Nick Spinelli, FL	33	506	15.3
1963	Nick Spinelli, FL	41	501	12.2

RECORDS

# INDIVIDUAL LEADERS

YEAR	PLAYER, POS	REC	YDS	AVG
1964	Tom Coughlin, SE	22	294	13.4
1965	James Cox, WB	29	367	12.7
1966	James Cox, SE	41	627	15.3
1967	James Cox, SE	39	552	14.2
1968	David Kalina, SE	43	628	14.6
1969	David Kalina, SE	45	532	11.8
1970	Joe Schmidt, SE	37	549	14.8
1971	Witt Beckman, SE	21	288	13.7
1972	Chuck Foreman, RB	37	557	15.1
1973	Steve Marcantonio, SE	35	568	16.2
1974	Steve Marcantonio, SE	22	337	15.3
1975	Phil August, SE	25	419	16.7
1976	Larry Cain, WB	18	444	24.7
1977	Steve Alvers, TE	14	249	17.8
1978	James Joiner, WR	15	235	15.7
1979	Larry Brodsky, SE	30	495	16.5
1980	Larry Brodsky, SE	33	570	17.3
1981	Larry Brodsky, SE	37	631	17.3
1982	Rocky Belk, FL	35	646	18.4
1983	Glenn Dennison, TE	54	594	11.0
1984	Eddie Brown, SE	59	1,114	18.9
1985	Michael Irvin, SE	46	840	18.3
1986	Michael Irvin, SE	53	868	16.4
1987	Michael Irvin, SE	44	715	16.3
1988	Andre Brown, SE	47	746	15.9
1989	Dale Dawkins, FL	54	833	15.4
1990	Wesley Carroll, SE	61	952	15.6
1991	Lamar Thomas, SE	39	623	16.0
1992	Horace Copeland, SE	47	769	16.4
1993	Chris T. Jones, FL	51	798	15.6
1994	Chris T. Jones, FL	39	664	17.0
1995	Jammi German, SE	41	730	17.8
1996	Yatil Green, FL	44	746	17.0
1997	Reggie Wayne, SE	48	640	13.3
1998	Reggie Wayne, SE	42	629	15.0
1999	Santana Moss, FL	54	899	16.6
2000	Santana Moss, FL	45	748	16.6
2001	Jeremy Shockey, TE	40	519	13.0
2002	Kellen Winslow II, TE	57	726	12.7
2003	Kellen Winslow II, TE	60	605	10.1
2004	Roscoe Parrish, WR	43	693	16.1
2005	Sinorice Moss, WR	37	614	16.6
2006	Greg Olsen, TE	40	489	12.2
2007	Darnell Jenkins, WR	31	619	20.0
2008	Aldarius Johnson, WR	31	332	10.7
2009	Leonard Hankerson, WR	45	801	17.8
2010	Leonard Hankerson, WR	72	1,156	16.1
2011	Tommy Streeter, WR	46	811	17.6
2012	Phillip Dorsett, WR	58	842	14.5
2013	Allen Hurns, WR	62	1,162	18.7
2014	Clive Walford, TE	44	676	15.3
2015	Rashawn Scott, WR	52	695	13.4

## TOUCHDOWNS

### CAREER LEADERS

PLAYER	SEASONS	TD
1. Michael Irvin	1985-87	26
2. Lamar Thomas	1989-92	23
3. Leonard Hankerson	2007-10	22
4. Reggie Wayne	1997-2000	20
Andre Johnson	2000-02	20
6. Santana Moss	1997-2000	19
7. Phillip Dorsett	2011-14	17
8. Brian Blades	1984-87	15
9. Clive Walford	2011-14	14
Eddie Brown	1983-84	14
Allen Hurns	2010-13	14

### SEASON LEADERS

PLAYER	SEASON	TD
1. Leonard Hankerson	2010	13
2. Michael Irvin	1986	11
3. Phillip Dorsett	2014	10
Lamar Thomas	1992	10
Reggie Wayne	2000	10
Andre Johnson	2001	10
7. Eddie Brown	1984	9
Michael Irvin	1985	9
Andre Johnson	2002	9
10. Andre Brown	1988	8
Santana Moss	1998	8
Kellen Winslow	2002	8
Roscoe Parrish	2004	8
Tommy Streeter	2011	8

## TOTAL OFFENSE

### TOTAL YARDS

#### CAREER LEADERS

PLAYER	SEASONS	RUSH	PASS	TOTAL
1. Ken Dorsey	1999-2002	-79	9,565	9,486
2. Jacory Harris	2008-11	-3	8,826	8,823
3. Stephen Morris	2010-13	54	7,896	7,950
4. Gino Torretta	1989-92	32	7,690	7,722
5. Brad Kaaya	2014-present	-250	6,436	6,186
6. Craig Erickson	1987-90	-35	6,056	6,021
7. Vinny Testaverde	1982, 1984-86	-320	6,058	5,738
8. Kyle Wright	2004-07	-99	5,805	5,706
9. Ryan Clement	1994-97	-345	6,004	5,659
10. Bernie Kosar	1983-84	-386	5,971	5,585

#### SEASON LEADERS

PLAYER	SEASON	RUSH	PASS	TOTAL
1. Stephen Morris	2012	70	3,345	3,415
2. Bernie Kosar	1984	-230	3,642	3,412
3. Craig Erickson	1990	-26	3,363	3,389





## INDIVIDUAL LEADERS

	PLAYER	SEASON	RUSH	PASS	TOTAL
4.	Ken Dorsey	2002	-39	3,369	3,330
5.	Gino Torretta	1991	60	3,095	3,155
6.	Jacory Harris	2009	-219	3,352	3,133
7.	Brad Kaaya	2015	-119	3,238	3,119
8.	Steve Walsh	1988	-33	3,115	3,082
9.	Brad Kaaya	2014	-131	3,198	3,067
10.	Vinny Testaverde	1985	-158	3,238	3,080

## SEASON LEADERS

	PLAYER	SEASONS	PTS
1.	Willis McGahee	2002	168
2.	Todd Sievers	2001	119
3.	Michael Badgley	2015	115
4.	Edgerrin James	1998	114
5.	Carlos Huerta	1988	107
6.	Todd Sievers	2002	105
7.	Jon Peattie	2003	103
8.	Carlos Huerta	1989	101
	Carlos Huerta	1990	101
10.	Harry Ghaul	1945	100

## ALL-PURPOSE

### TOTAL YARDS

#### CAREER LEADERS

	PLAYER	SEASONS	RUSH	REC	RET	TOTAL
1.	Duke Johnson	2012-14	3,519	719	1,288	5,526
2.	Santana Moss	1997-2000	277	2,546	1,196	4,394
3.	Ottis Anderson	1975-78	3,331	539	395	4,265
4.	Travis Benjamin	2008-11	126	2,148	1,602	3,876
5.	Graig Cooper	2007-10	2,383	402	1,079	3,864
6.	Edgerrin James	1996-98	960	595	35	3,590
7.	Eddie Dunn	1936-38	1,778	32	1,666	3,476
8.	Chuck Foreman	1970-72	1,631	732	992	3,355
9.	James Jackson	1996-2000	2,953	278	0	3,231
10.	Stacy Coley	2013-present	1,142	1,464	125	3,056

### POINTS SCORED, KICKING

#### CAREER LEADERS

	PLAYER	SEASONS	PTS
1.	Carlos Huerta	1988-91	397
2.	Jon Peattie	2003-06	337
3.	Todd Sievers	1998, 2000-02	310
4.	Greg Cox	1984-87	302
5.	Andy Crosland	1996-99	292
6.	Dane Prewitt	1992-95	272
7.	Matt Boshier	2008-10	248
8.	Danny Miller	1978-81	244
9.	Michael Badgley	2014-present	191
10.	Chris Dennis	1974-77	156

#### SEASON LEADERS

	PLAYER	SEASON	RUSH	REC	RET	TOTAL
1.	Willis McGahee	2002	1,753	355	0	2,108
2.	Duke Johnson	2014	1,652	421	0	2,073
3.	Duke Johnson	2012	947	221	892	2,060
4.	Ottis Anderson	1978	1,266	47	395	1,708
5.	Edgerrin James	1998	1,416	255	0	1,671
6.	Santana Moss	2000	201	748	655	1,604
7.	Chuck Foreman	1972	484	557	514	1,555
8.	Lamar Miller	2011	1,272	85	162	1,519
9.	Santana Moss	1999	2	899	601	1,502
10.	Chuck Foreman	1971	951	72	444	1,467

#### SEASON LEADERS

	PLAYER	SEASON	PTS
1.	Todd Sievers	2001	119
2.	Michael Badgley	2015	115
3.	Carlos Huerta	1988	107
4.	Todd Sievers	2002	105
5.	Jon Peattie	2003	103
6.	Carlos Huerta	1989	101
	Carlos Huerta	1990	101
8.	Jake Wieclaw	2012	99
9.	Matt Goudis	2013	96
10.	Greg Cox	1987	94
	Matt Boshier	2008	94

## SCORING

### POINTS SCORED

#### CAREER LEADERS

	PLAYER	SEASONS	PTS
1.	Carlos Huerta	1988-91	397
2.	Jon Peattie	2003-06	337
3.	Todd Sievers	1998, 2000-02	310
4.	Greg Cox	1984-87	302
5.	Andy Crosland	1996-99	292
6.	Dane Prewitt	1992-95	272
7.	Matt Boshier	2008-10	248
8.	Danny Miller	1978-81	244
9.	Edgerrin James	1996-98	212
10.	Stephen McGuire	1989-92	210

### TOUCHDOWNS

#### CAREER LEADERS

	PLAYER	SEASONS	TD
1.	Stephen McGuire	1989-92	35
	Edgerrin James	1996-98	35
3.	Duke Johnson	2012-14	32
	Melvin Bratton	1984-87	32
	James Jackson	1996-2000	32
6.	Willis McGahee	2001-02	31
7.	Santana Moss	1997-2000	29
8.	Michael Irvin	1985-87	26
	Tyrone Moss	2003-06	26

## INDIVIDUAL LEADERS

	PLAYER	SEASONS	TD
10.	Eddie Dunn	1936-38	25
	Alonzo Highsmith	1983-86	25

### SEASON LEADERS

	PLAYER	SEASON	TD
1.	Willis McGahee	2002	28
2.	Edgerrin James	1998	19
3.	Eddie Dunn	1938	14
	Edgerrin James	1997	14
5.	Duke Johnson	2014	13
	Harry Ghaul	1945	13
	Danyell Ferguson	1995	13
	James Jackson	2000	13
	Leonard Hankerson	2010	13
	Duke Johnson	2012	13
	Dallas Crawford	2013	13

## FIELD GOALS MADE

### CAREER LEADERS

	PLAYER	SEASONS	FGM
1.	Carlos Huerta	1988-91	73
2.	Jon Peattie	2003-06	64
3.	Danny Miller	1978-81	56
4.	Greg Cox	1984-87	47
5.	Todd Sievers	1998, 2000-02	45
	Matt Boshier	2008-10	45
7.	Andy Crosland	1996-99	44
8.	Dane Prewitt	1992-95	41
9.	Michael Badgley	2014-present	39
10.	Chris Dennis	1974-77	31

### SEASON LEADERS

	PLAYER	SEASON	FGM
1.	Michael Badgley	2015	25
2.	Jon Peattie	2003	22
3.	Carlos Huerta	1988	21
	Todd Sievers	2001	21
5.	Jake Wieclaw	2012	19
6.	Danny Miller	1981	18
	Carlos Huerta	1989	18
	Matt Boshier	2008	18
9.	Greg Cox	1987	17
	Carlos Huerta	1990	17
	Carlos Huerta	1991	17

## CONSECUTIVE FIELD GOALS MADE

	PLAYER	SEASON(S)	FGM
1.	Dane Prewitt	1994	13
2.	Carlos Huerta	1989-90	11
	Jake Wieclaw	2012	11
4.	Jon Peattie	2003	10
5.	Carlos Huerta	1988	9

	PLAYER	SEASON(S)	FGM
6.	Michael Badgley	2015	8
7.	Greg Cox	1987	7
	Carlos Huerta	1989	7
	Jake Wieclaw	2011	7
	Matt Goudis	2013	7

## FIELD GOALS ATTEMPTED

### SEASON LEADERS

	PLAYER	SEASON	FGA
1.	Michael Badgley	2015	30
2.	Jon Peattie	2003	28
3.	Danny Miller	1981	27
	Carlos Huerta	1988	27
5.	Jake Wieclaw	2012	25
6.	Jon Peattie	2004	24
7.	Greg Cox	1987	22
	Carlos Huerta	1989	22
	Todd Sievers	2002	22
10.	Todd Sievers	2001	26

## PAT KICKS MADE

### CAREER LEADERS

	PLAYER	SEASONS	PAT
1.	Carlos Huerta	1988-91	178
2.	Todd Sievers	1998, 2000-02	175
3.	Andy Crosland	1996-99	163
4.	Greg Cox	1984-87	161
5.	Dane Prewitt	1992-95	149
6.	Jon Peattie	2003-06	145
7.	Matt Boshier	2008-10	127
8.	Jake Wieclaw	2011-12	81
9.	Danny Miller	1978-81	76
10.	Michael Badgley	2014-present	74

### SEASON LEADERS

	PLAYER	SEASON	PAT
1.	Todd Sievers	2002	66
2.	Matt Goudis	2013	57
3.	Todd Sievers	2001	56
4.	Todd Sievers	2000	52
5.	Andy Crosland	1998	51
6.	Matt Boshier	2009	50
	Carlos Huerta	1990	50
8.	Carlos Huerta	1989	47
9.	Greg Cox	1985	46
	Andy Crosland	1999	46



# INDIVIDUAL LEADERS

## CONSECUTIVE PAT KICKS MADE

### CAREER LEADERS

PLAYER	SEASONS	PAT
1. Carlos Huerta	1988-91	157
2. Matt Boshier	2008-10	113
3. Jon Peattie	2003-05	99
4. Jake Wieclaw	2011-12	81
5. Greg Cox	1984-85	78
6. Matt Goudis	2013-14	57
7. Jeff Davis	1982-83	54
8. Dane Prewitt	1992-93	51
9. Michael Badgley	2014-present	45
10. Greg Cox	1986-87	44

### SEASON LEADERS

PLAYER	SEASON	PAT
1. Matt Goudis	2013	57
2. Matt Boshier	2009	50
Carlos Huerta	1990	50
4. Carlos Huerta	1989	47
5. Jon Peattie	2004	45
6. Carlos Huerta	1988	44
7. Greg Cox	1987	43
8. Jake Wieclaw	2012	42
9. Michael Badgley	2015	40
Greg Cox	1984	40
Matt Boshier	2008	40

## DEFENSE

### TOTAL TACKLES

#### CAREER LEADERS

PLAYER, POS	SEASONS	TT
1. Dan Morgan, LB	1997-2000	532
2. George Mira Jr., MLB	1984-87	490
3. Scott Nicolas, LB	1978-80	456
4. Micheal Barrow, MLB	1989-92	423
5. Darrin Smith, LB	1989-92	401
6. Ray Lewis, MLB	1993-95	388
7. Jonathan Vilma, MLB	2000-03	377
8. Rod Carter, LB	1985-88	361
9. Denzel Perryman, MLB	2011-14	351
10. James Burgess, LB	1993-96	343

#### SEASON LEADERS

PLAYER, POS	SEASON	TT
1. Ray Lewis, LB	1995	160
2. Ray Lewis, LB	1994	152
3. Dan Morgan, LB	1998	150
Nate Webster, LB	1999	150
5. George Mira Jr., MLB	1987	147
6. Ken Sisk, LB	1983	139
7. Dan Morgan, LB	2000	138

#### PLAYER, POS

#### SEASON

#### TT

8. Greg Threat, S	2004	136
9. Jay Brophy, LB	1982	135
George Mira Jr., MLB	1985	135

### YEARLY LEADERS

YEAR	PLAYER, POS	UT	AT	TT
1981	Scott Nicolas, LB	81	43	124
1982	Jay Brophy, LB	89	46	135
1983	Ken Sisk, LB	67	72	139
1984	Bruce Fleming, LB	77	34	111
1985	George Mira Jr., LB	76	59	135
1986	George Mira Jr., LB	61	61	122
1987	George Mira Jr., LB	79	68	147
1988	Maurice Crum, LB	61	49	110
1989	Maurice Crum, LB	51	47	98
1990	Maurice Crum, LB	69	59	128
1991	Darrin Smith, LB	68	58	126
1992	Micheal Barrow, LB	80	51	131
1993	Rohan Marley, LB	50	45	95
1994	Ray Lewis, LB	92	60	152
1995	Ray Lewis, LB	95	65	160
1996	Twan Russell, LB	63	62	125
1997	Dan Morgan, LB	68	37	105
1998	Dan Morgan, LB	78	72	150
1999	Nate Webster, LB	92	58	150
2000	Dan Morgan, LB	92	46	138
2001	Jonathan Vilma, LB	49	24	73
2002	Jonathan Vilma, LB	75	58	133
2003	Jonathan Vilma, LB	81	46	127
2004	Greg Threat (S)	53	83	136
2005	Brandon Meriweathe, S	76	38	114
2006	Jon Beason, LB	60	32	92
2007	Tarvares Gooden, LB	85	34	119
2008	Glenn Cook, LB	44	32	76
2009	Darryl Sharpton, LB	65	41	106
2010	Colin McCarthy, LB	51	68	119
2011	Sean Spence, LB	54	52	106
2012	Shayon Green, DE	38	29	67
2013	Denzel Perryman, LB	69	39	108
2014	Denzel Perryman, LB	79	31	110
2015	Jermaine Grace, LB	44	35	79

### SACKS

#### CAREER LEADERS

PLAYER	SEASONS	SACKS
1. Daniel Stubbs	1984-87	39.5
2. Greg Mark	1986-89	34.5
3. Kenny Holmes	1993-96	30.0
4. Jamaal Green	1999-2002	24.0
5. Kevin Patrick	1990-93	23.0
Kenard Lang	1994-96	23.0
7. Bob Nelson	1978-81	22.0

# INDIVIDUAL LEADERS



	PLAYER	SEASONS	SACKS
	Bill Hawkins	1985-88	22.0
	Rusty Medearis	1990-92, 1994	22.0
10.	Jerome Brown	1983-86	21.0

## SEASON LEADERS

	PLAYER	SEASON	SACKS
1.	Daniel Stubbs	1986	17.0
2.	Greg Marck	1989	15.5
3.	Don Latimer	1977	15.0
4.	Daniel Stubbs	1985	12.0
	Kenard Lang	1996	12.0
	Derrick Ham	1998	12.0
7.	Kenny Holmes	1996	11.0
	Kareem Brown	2006	11.0
9.	Russell Maryland	1990	10.5
	Warren Sapp	1994	10.5
	Calais Campbell	2006	10.5

## INTERCEPTIONS

### CAREER LEADERS

	PLAYER	SEASONS	YDS	INT
1.	Ed Reed	1998-2001	389	21
2.	Bennie Blades	1984-87	305	19
3.	Jim Dooley	1949-51	149	17
4.	Fred Marion	1978-81	174	16
5.	Sean Taylor	2001-03	306	14
6.	Whitey Rouviere	1952-55	55	13
	Gene Coleman	1977-79	103	13
8.	Bryan Ferguson	1975-77	142	11
	Roland Smith	1987-90	138	11
10.	Whitey Campbell	1946-49	64	10
	Ronnie Lippett	1980-8	179	10

## SEASON LEADERS

	PLAYER	SEASON	INT
1.	Bennie Blades	1986	10
	Sean Taylor	2003	10
3.	Gene Coleman	1979	9
	Ed Reed	2001	9
5.	Ed Reed	2000	8
6.	Whitey Rouviere	1954	7
	Racey Timmons	1960	7
	Bryan Ferguson	1977	7
	Fred Marion	1980	7
10.	Arnold Tucker	1943	6
	Jim Dooley	1951	6
	John Bookman	1956	6
	Jimmy Dye	1967	6
	Fred Marion	1981	6
	Artie Burns	2015	6

## YEARLY LEADERS

YEAR	PLAYER, POS	INT
1949	Jack del Bello, DB	3
1950	Jack del Bello, DB	5
	Jim Dooley, DB	5
1951	Jim Dooley, DB	10
1952	Three Players	3
1953	Whitey Rouviere, DB	3
	Bill Smith, DB	3
1954	Whitey Rouviere, DB	7
1955	Jack Losch, DB	4
1956	John Bookman, DB	6
1957	Joe Plevel, DB	4
1958	Larry DiGiammarino, DB	4
1959	Fran Curci, DB	3
1960	Ray Timmons, DB	7
1961	Bill Miller, DB	3
1962	Nicholas Ryder, DB	3
	James O'Mahoney, LB	3
1963	John Sisk, DB	2
1964	Art Zachary, DB	3
1965	Andy Sixkiller, DB	3
1966	Tom Beier, DB	4
1967	Jimmy Dye, DB	6
1968	Gregory Perez, DB	3
	Dean Stone, DB	3
1969	Gregory Perez, DB	5
1970	Wayne Lawrence, LB	2
	Kurt Schottenheimer, DB	2
1971	Burgess Owens, CB	5
1972	Paul Horschel, DB	3
	Gary Streicher, DB	3
1973	Ernie Jones, S	5
1974	Mike Archer, CB	3
	Ernie Jones, S	3
1975	Joe Bettencourt, S	2
1976	Bryan Ferguson, CB	4
1977	Bryan Ferguson, CB	7
1978	Three players	3
1979	Gene Coleman, FS	9
1980	Fred Marion, FS	7
1981	Fred Marion, FS	6
1982	Three players	3
1983	Jay Brophy, LB	3
	Ken Calhoun, SS	3
1984	Darrell Fullington, CB	5
1985	Bennie Blades, FS	4
	Don Ellis, CB	4
1986	Bennie Blades, FS	10
1987	Bennie Blades, FS	5
1988	Bobby Harden, SS	4
1989	Roland Smith, CB	6
1990	Darryl Williams, CB	3
1991	Ryan McNeil, CB	5



## INDIVIDUAL LEADERS

YEAR	PLAYER, POS	INT
1992	Dexter Seigler, CB	4
	Paul White, CB	4
1993	Dexter Seigler, CB	4
1994	Carlos Jones, CB	5
1995	Four players	2
1996	Duane Starks, CB	3
1997	Duane Starks, CB	3
1998	Leonard Myers, CB	2
	Ed Reed, FS	2
1999	Mike Rumph, CB	4
	Nate Webster, LB	4
	Ed Reed, FS	8
2000	Ed Reed, FS	9
2001	Ed Reed, FS	9
2002	Sean Taylor, FS	4
2003	Sean Taylor, FS	10
2004	Devin Hester, CB	4
2005	Three Players	3
2006	Kenny Phillips, S	4
2007	Randy Phillips, S	3
2008	Four players	1
2009	Three players	2
2010	Three players	3
2011	JoJo Nicolas, DB	2
2012	Brandon McGee, DB	2
	Jimmy Gaines, LB	2
2013	Tracy Howard, DB	4
2014	Three players	2
2015	Artie Burns, DB	6

## INTERCEPTION RETURN YARDS

### CAREER LEADERS

	PLAYER	SEASONS	INT	YDS
1.	Ed Reed	1998-2001	21	389
2.	Sean Taylor	2001-03	14	306
3.	Bennie Blades	1984-87	19	305
4.	Maurice Sikes	2000-03	6	222
5.	Dexter Siegler	1990-93	8	208
6.	Greg Perez	1968-69	8	182
7.	Ronnie Lippett	1980-82	10	179
8.	John Bookman	1953-56	9	178
9.	Fred Marion	1978-81	16	174
10.	Randy Phillips	2005-09	5	170

### SEASON LEADERS

	PLAYER	SEASON	INT	YDS
1.	Ed Reed	2001	9	206
2.	Sean Taylor	2003	10	184
3.	Maurice Sikes	2002	3	150
4.	Gary Streicher	1972	3	148
5.	Dexter Seigler	1992	4	146
6.	John Bookman	1956	6	137
7.	Arnold Tucker	1943	6	132

	PLAYER	SEASON	INT	YDS
8.	Bennie Blades	1986	10	128
9.	Ken Corbin	1967	2	125
10.	Sean Taylor	2002	4	122

## INTERCEPTIONS RETURNED FOR TD

### CAREER LEADERS

	PLAYER	SEASONS	TD
1.	Ed Reed	1998-2001	4
2.	Sean Taylor	2001-03	3
3.	Ken Corbin	1965-67	2
	Bennie Blades	1985-87	2
	Dexter Seigler	1990-93	2
	Carlos Jones	1993-96	2
	Leonard Myers	1998-2001	2
	Phillip Buchanan	1999-2001	2
	Maurice Sikes	2000-03	2

## CONSECUTIVE GAMES WITH INT

### CAREER LEADERS

	PLAYER	SEASONS	G
1.	Bennie Blades	1986-87	5
	Dexter Seigler	1992-93	5
3.	Fred Marion	1980-81	4
	Bennie Blades	1986	4
	Ed Reed	2000	4
	Ed Reed	2001	4
	Sean Taylor	2003	4
8.	Bryan Ferguson	1977	3
	Ryan McNeil	1991	3
	Sean Taylor	2003	3
	Artie Burns	2015	3

## FUMBLE RECOVERIES

### CAREER LEADERS

	PLAYER	SEASONS	FR
1.	Ted Hendricks	1966-68	12
2.	Pete Mastellone	1948-50	8
	Mike Barnes	1970-72	8
4.	George Mira Jr.	1984-87	7
5.	Walt Kichefski	1936-39	6
	Sam David	1948-50	6
	Dick Sorensen	1967-69	6
	Al Palewicz	1969-72	6
	Jonathan Vilma	2000-03	6

## INDIVIDUAL LEADERS

### PUNT RETURNS

#### PUNT RETURNS FOR TD

##### CAREER LEADERS

PLAYER	SEASONS	TD
1. Santana Moss	1997-2000	6
2. Devin Hester	2003-05	4
3. Kevin Williams	1990-92	3
4. Gordon Malloy	1952-54	2
Andy Sixkiller	1964-65	2
Phillip Buchanan	1999-2001	2
Roscoe Parrish	2002-04	2
Thearon Collier	2008-09	2

### KICK RETURNS

#### KICK RETURN YARDS

##### CAREER LEADERS

PLAYER	SEASONS	KR	YDS
1. Duke Johnson	2012-14	41	1,288
2. Randal Hill	1987-90	54	1,169
3. Stacy Coley	2013-present	46	1,142
4. Travis Benjamin	2008-11	49	1,137
5. Tom Sullivan	1969-71	49	1,121
6. J.C. Penny	1984-86	52	1,088
7. Mark Rush	1979-82	49	1,066
8. Tim Morgan	1973-76	43	1,036
9. Devin Hester	2003-05	40	1,019
10. Chuck Foreman	1970-72	42	882

##### SEASON LEADERS

PLAYER	SEASON	KR	YDS
1. Duke Johnson	2012	27	892
2. Travis Benjamin	2011	25	592
3. Graig Cooper	2009	52	582
4. Stacy Coley	2013	22	570
5. Stacy Coley	2014	24	541
6. Tremain Mack	1996	14	528
7. Jason Geathers	2002	24	521
8. Devin Hester	2003	18	517
9. Randal Hill	1987	19	497
10. Travis Benjamin	2008	22	496

### PUNTING

#### PUNTING AVERAGE

##### SEASON LEADERS

PLAYER	SEASON	P	AVG
1. Pat O'Donnell	2013	53	47.13
2. Matt Boshier	2010	59	44.02
3. Freddie Capshaw	2000	49	43.20
4. Pat Barrett	1969	45	43.10
5. Justin Vogel	2014	52	42.82
6. Howard Plasman	1941	54	42.70

PLAYER	SEASON	P	AVG
7. Dalton Botts	2011	48	42.70
8. Matt Boshier	2009	51	42.50
Justin Vogel	2015	67	42.50
10. Harry Ghaul	1946	57	42.10

### PARTICIPATION

#### GAMES PLAYED

##### CAREER LEADERS

PLAYER	SEASONS	GP
1. Brandon Meriweather	2002-06	52
2. Jon Peattie	2002-06	51
LaRon Byrd	2008-11	51
4. Anthony Chickillo	2011-14	50
William Joseph	1999-2002	50
Matt Walters	1999-2002	50
Darnell Jenkins	2003-07	50
JoJo Nicolas	2007-11	50
Mike James	2009-12	50
Vaughn Telemaque	2008-12	50

#### CONSECUTIVE GAMES PLAYED

##### CAREER LEADERS

PLAYER	SEASONS	GP
1. Jon Peattie	2002-06	51
Tyriq McCord	2012-15	51
Dallas Crawford	2012-15	51
Tracy Howard	2012-15	51
5. Anthony Chickillo	2011-14	50
William Joseph	1999-2002	50
Matt Walters	1999-2002	50
8. Mike James	2009-12	50

#### GAMES STARTED

##### CAREER LEADERS

PLAYER	SEASONS	GS
1. William Joseph	1999-2002	50
2. Joaquin Gonzalez	1998-2001	49
3. Ed Reed	1998-2001	48
4. Anthony Chickillo	2011-14	47
Jason Fox	2006-09	47

#### CONSECUTIVE GAMES STARTED

##### CAREER LEADERS

PLAYER	SEASONS	GS
1. William Joseph	1999-2002	50
2. Joaquin Gonzalez	1998-2001	49
3. Anthony Chickillo	2011-14	47
4. Dan Morgan	1997-2000	45
5. Mike Rumph	1998-2001	40





# INDIVIDUAL GAME BESTS

## RUSHING

### RUSHING ATTEMPTS

	PLAYER	OPPONENT, DATE	ATT
1.	Ottis Anderson	at Florida, 12/2/78	39
	Edgerrin James	UCLA, 12/5/98	39
	Willis McGahee	Virginia Tech, 12/7/02	39
4.	Clinton Portis	at Boston College, 11/10/01	36
5.	Clinton Portis	at Virginia Tech, 12/1/01	34
6.	Lorenzo Roan	East Carolina, 11/8/80	33
	Edgerrin James	at Boston College, 10/18/97	33
	James Jackson	Penn State, 9/18/99	33
	Dallas Crawford	at North Carolina, 10/17/13	33
10.	Woody Thompson	Boston College, 10/12/73	32
	Willis McGahee	at West Virginia, 10/26/02	32

### RUSHING YARDS

	PLAYER	OPPONENT, DATE	ATT	YDS
1.	Edgerrin James	UCLA, 12/5/98	39	299
2.	Edgerrin James	at Boston College, 10/18/97	33	271
3.	Duke Johnson	at Virginia Tech, 10/23/14	29	249
	Lorenzo Roan	East Carolina, 11/8/80	33	249
5.	Willis McGahee	Virginia Tech, 12/7/02	39	205
6.	Willis McGahee	at Florida, 9/7/02	24	204
7.	Jason Geathers	Florida A&M, 8/31/02	22	199
8.	Frank Gore	at Virginia, 11/13/04	28	195
	Tyrone Moss	North Carolina, 10/29/05	24	195
10.	Edgerrin James	Rutgers, 11/15/97	30	194

### RUSHING AVERAGE

#### MINIMUM 4 ATTEMPTS

	PLAYER	OPPONENT, DATE	ATT	AVG
1.	Jack Losch	Bucknell, 11/11/55	4	39.3
2.	Al Shipman	Georgia Southern, 9/3/94	5	26.0
3.	Frank Gore	West Virginia, 10/25/01	6	20.7
4.	Walter Watt	at St. Louis, 10/16/42	6	20.3
5.	Larry Jones	at Pittsburgh, 11/6/93	8	16.9
6.	Jack Losch	Boston College, 11/4/55	8	16.3
7.	Duke Johnson	Cincinnati, 10/11/14	10	16.2
	Eddie Dunn	Spring Hill, 10/8/37	8	16.2
9.	Eddie Dunn	Georgia Southern, 10/1/37	11	15.9
10.	James Jackson	at Virginia Tech, 11/8/97	9	15.8

### TOUCHDOWNS

	PLAYER	OPPONENT, DATE	TD
1.	Willis McGahee	Virginia Tech, 12/7/02	6
2.	Bill L'Italien	Piedmont, 10/28/32	5
3.	Melvin Bratton	Boston College, 11/23/84	4
	Alonzo Highsmith	at Notre Dame, 10/6/84	4
	Willis McGahee	at Temple, 9/14/02	4
	Tyrone Moss	North Carolina, 10/29/05	4

### LONGEST RUSH FROM SCRIMMAGE

	PLAYER	OPPONENT, DATE	YDS
1.	Duke Johnson	North Carolina, 11/1/14	90
	Jack Losch	Bucknell, 11/11/55	90
3.	Larry Jones	at Pittsburgh, 11/6/93	88
4.	Mike Vacchio	Florida State, 10/5/51	87
5.	Danyell Ferguson	at Boston College, 11/11/95	85
6.	Harry Ghaul	Florida, 11/21/47	82
	Al Shipman	Georgia Southern, 9/3/94	82
	Clinton Portis	McNeese State, 8/31/00	82
9.	Joe Plevel	Villanova, 11/1/57	80
	Ottis Anderson	Florida State, 9/23/78	80
	Edgerrin James	Rutgers, 11/15/97	80

## PASSING

### COMPLETIONS

	PLAYER	OPPONENT, DATE	ATT	COMP
1.	Brock Berlin	West Virginia, 10/2/03	54	37
2.	Steve Walsh	vs. Arkansas, 11/26/88	50	33
3.	Gino Torretta	San Jose State, 10/14/89	49	32
	Craig Erickson	at California, 9/15/90	47	32
	Ryan Collins	Memphis, 11/27/93	54	32
6.	Steve Walsh	at Notre Dame, 10/15/88	50	31
	Gino Torretta	at Iowa, 9/5/92	51	31
	Stephen Morris	at Georgia Tech, 9/22/12	52	31
9.	Bernie Kosar	Maryland, 11/10/84	50	30
	Stephen Morris	at Duke, 11/16/13	49	30

### ATTEMPTS

	PLAYER	OPPONENT, DATE	COMP	ATT
1.	Ryan Collins	Memphis, 11/27/93	32	54
	Brock Berlin	West Virginia, 10/2/03	37	54
3.	Craig Erickson	at BYU, 9/8/90	28	52
	Stephen Morris	at Georgia Tech, 9/22/12	31	52
5.	Gino Torretta	at Iowa, 9/5/92	31	51
6.	Jacory Harris	at North Carolina, 11/14/09	28	50
	Bernie Kosar	Maryland, 11/10/84	30	50
	Steve Walsh	at Notre Dame, 10/15/88	31	50
	Steve Walsh	Arkansas, 11/26/88	33	50
10.	Gino Torretta	San Jose State, 10/14/89	32	49
	Stephen Morris	NC State, 9/29/12	26	49
	Stephen Morris	at Duke, 11/16/13	30	49
	Brad Kaaya	at Florida State, 10/10/15	29	49

### PASSING YARDS

	PLAYER	OPPONENT, DATE	COMP	ATT	YDS
1.	Stephen Morris	NC State, 9/29/12	26	49	566
2.	Gino Torretta	San Diego State, 11/30/91	23	44	485
3.	Gino Torretta	San Jose State, 10/14/89	32	49	468
4.	Craig Erickson	at California, 9/15/90	32	47	467
5.	Bernie Kosar	Boston College, 11/23/84	25	38	447
6.	Stephen Morris	at Georgia Tech, 9/22/12	31	52	436

## INDIVIDUAL GAME BESTS

PLAYER	OPPONENT, DATE	COMP	ATT	YDS
7. Gino Torretta	at Iowa, 9/5/92	31	51	433
8. Steve Walsh	at Notre Dame, 10/15/88	31	50	424
Craig Erickson	San Diego State, 11/18/89	27	45	424
10. Ken Dorsey	at West Virginia, 10/26/02	22	36	422

### TOUCHDOWNS

PLAYER	OPPONENT, DATE	TD
1. Bernie Kosar	at Cincinnati, 10/13/84	5
Steve Walsh	Cincinnati, 10/22/88	5
Ken Dorsey	Boston College, 11/25/00	5
Brock Berlin	at NC State, 10/23/04	5
Kyle Wright	at Wake Forest, 11/12/05	5
Stephen Morris	NC State, 9/29/12	5
7. 15 times, most recently:		
Brad Kaaya	Arkansas State, 9/13/14	4

### LONGEST PASS PLAY

PLAYERS	OPPONENT, DATE	YDS
1. Gino Torretta to Horace Copeland	at Arkansas, 8/31/91	99
2. Kyle Wright to Darnell Jenkins	at North Carolina, 10/6/07	97
3. Kyle Wright to Sinorice Moss	at Temple, 10/15/05	92
4. V. Testaverde -Alonzo Highsmith	at East Carolina, 10/5/85	88
Gino Torretta to Wesley Carroll	Cincinnati, 10/7/89	88
6. Stephen Morris to Herb Waters	USF, 11/17/12	87
7. Bernie Kosar to Eddie Brown	at Cincinnati, 10/13/84	85
Scott Covington to Tony Gaiter	Pittsburgh, 9/28/96	85
9. Scott Covington to Reggie Wayne	Virginia Tech, 9/19/98	84
Stephen Morris to Allen Hurns	Virginia Tech, 11/9/13	84

PLAYER	OPPONENT, DATE	REC	YDS
8. Joe Schmidt	at Houston, 11/1/69	5	186
9. Phillip Dorsett	at Georgia Tech, 9/22/12	9	184
10. Andre Johnson	at Syracuse, 11/30/02	6	181

## TOTAL OFFENSE

TOTAL YARDS	PLAYER	OPPONENT, DATE	RUSH	PASS	YDS
1.	Stephen Morris	NC State, 9/29/12	2	566	568
2.	Gino Torretta	San Diego State, 11/30/91	-11	485	474
3.	Craig Erickson	at California, 9/15/90	5	467	472
4.	Gino Torretta	at Iowa, 9/5/92	18	433	451
5.	Stephen Morris	at Georgia Tech, 9/22/12	10	436	446
6.	Gino Torretta	San Jose State, 10/14/89	-25	468	443
7.	Bernie Kosar	Boston College, 11/23/84	-11	447	436
8.	Steve Walsh	at Notre Dame, 10/15/88	-4	424	420
9.	Ryan Collins	Memphis, 11/27/93	25	392	417
10.	Ken Dorsey	at West Virginia, 10/26/02	-8	422	414

## SCORING

### TOTAL TOUCHDOWNS

PLAYERS	OPPONENT, DATE	TD
1. Willis McGahee	Virginia Tech, 12/7/02	6
2. Bill L'Italien	Piedmont, 10/28/33	5
3. Melvin Bratton	Boston College, 11/23/84	4
Alonzo Highsmith	at Notre Dame, 10/6/84	4
Willis McGahee	at Temple, 9/14/02	4
Tyrone Moss	North Carolina, 10/29/05	4
Mike James	at Georgia Tech, 9/22/12	4

### PAT KICKS MADE

PLAYER	OPPONENT, DATE	XPA	XPM
1. Matt Goudis	Savannah State, 9/21/13	11	11
2. Andy Crosland	East Tennessee State, 9/5/98	9	9
Todd Sievers	Florida A&M, 8/31/02	9	9
4. Carlos Huerta	Cincinnati, 10/7/89	8	8
Dane Prewitt	at San Diego State, 11/28/92	8	8
Dane Prewitt	Georgia Southern, 9/3/94	8	8
Dane Prewitt	Rutgers, 10/14/95	8	8
Todd Sievers	Syracuse, 11/17/01	8	8
Todd Sievers	Washington, 11/24/01	9	8
Todd Sievers	Virginia Tech, 12/7/02	8	8

### FIELD GOALS MADE

PLAYERS	OPPONENT, DATE	FGM
1. Jon Peattie	West Virginia, 10/2/03	5
Michael Badgley	Nebraska, 9/19/15	5
Michael Badgley	at Pittsburgh, 11/27/15	5
3. Danny Miller	Houston, 9/19/81	4
Danny Miller	North Texas, 11/22/80	4
Greg Cox	vs. Florida, 9/1/84	4
Carlos Huerta	Syracuse, 11/24/90	4
Dane Prewitt	Washington, 9/24/94	4
Todd Sievers	at Penn State, 9/1/01	4

## RECEIVING

PLAYER	OPPONENT, DATE	YDS	REC
1. Willie Smith	Maryland, 11/10/84	128	12
Phillip Dorsett	USF, 11/17/12	111	12
3. Jerry Daanen	LSU, 10/9/65	127	11
Willie Smith	vs. Florida, 9/1/84	152	11
Cleveland Gary	at Notre Dame, 10/15/88	130	11
Wesley Carroll	at California, 9/15/90	208	11
Wesley Carroll	Syracuse, 11/24/90	97	11
Kellen Winslow	vs. Ohio State, 1/3/03	122	11
9. Eddie Brown	Boston College, 11/23/84	220	10
Willie Smith	at Louisville, 11/3/84	124	10
Andre Brown	BYU, 12/3/88	131	10
Wesley Carroll	at Florida State, 10/28/89	119	10

### RECEIVING YARDS

PLAYER	OPPONENT, DATE	REC	YDS
1. Eddie Brown	Boston College, 11/23/84	10	220
2. Wesley Carroll	at California, 9/15/90	11	208
3. Phillip Dorsett	Arkansas State, 9/13/15	4	201
4. Andre Johnson	vs. Nebraska, 1/3/02	7	199
5. Michael Irvin	East Carolina, 11/27/86	8	194
6. Andre Johnson	Virginia Tech, 12/7/02	6	193
7. Phillip Dorsett	NC State, 9/29/12	7	191



# INDIVIDUAL GAME BESTS

PLAYERS	OPPONENT, DATE	FGM
Todd Sievers	at Boston College, 11/10/01	4
Todd Sievers	at Virginia Tech, 12/1/01	4
Todd Sievers	at Tennessee, 11/9/02	4
Jake Wieclaw	USF, 11/17/12	4

## LONGEST FIELD GOAL

PLAYERS	OPPONENT, DATE	YDS
1. Danny Miller	at Florida State, 11/7/81	57
Michael Badgley	Georgia Tech, 11/21/15	57
3. Danny Miller	Florida, 9/5/81	55
Jon Peattie	Virginia Tech, 11/4/06	55
5. Chris Dennis	Navy, 11/7/75	54
6. Danny Miller	Notre Dame, 11/28/81	53
Todd Sievers	at Florida, 9/7/02	53
8. Greg Cox	at East Carolina, 10/31/87	52
Carlos Huerta	at Michigan State, 9/30/89	52
Carlos Huerta	Syracuse, 11/24/90	52
Matt Boshier	Wake Forest, 10/25/08	52

## DEFENSE

### INTERCEPTIONS

PLAYERS	OPPONENT, DATE	INT
1. Joe Dixon	Catholic, 11/12/37	3
Bill Steiner	Georgia, 12/6/40	3
Al Hudson	Michigan State, 11/23/45	3
Whitey Campbell	Chattanooga, 10/25/46	3
Whitey Campbell	Rollins, 10/17/47	3
Al Hudson	Georgia, 10/22/48	3
John Bookman	Boston College, 10/5/56	3
Larry DiGiammarino	Oregon, 12/6/58	3
Gene Coleman	Florida, 12/1/79	3
Bobby Harden	BYU, 12/3/88	3
Kenny Phillips	at Duke, 10/21/06	3

### LONGEST INTERCEPTION RETURN

PLAYER	OPPONENT, DATE	YDS
1. Selwyn Brown	at Boston College, 9/28/85	100
2. Paul Hefti	Fordham, 10/29/54	98
3. Maurice Sikes	at Florida, 9/7/02	97
4. Ed Injaychock	Chattanooga, 10/25/46	96
Gary Streicher	at Army, 10/28/72	96
6. Kenny Calhoun	Louisville, 10/8/83	92
7. Dexter Seigler	Temple, 11/14/92	89
Al Hudson	vs. Holy Cross, 1/1/46	89
9. Art Knust	Marquette, 10/24/54	85
Willie Cooper	at Duke, 10/21/06	85

## PUNTING

### PUNTING AVERAGE

PLAYER	OPPONENT, DATE	P	AVG
1. Harry Ghaul	Miami (Ohio), 11/8/46	6	55.3
2. Pat O'Donnell	Virginia Tech, 11/9/13	5	55.2
3. Justin Vogel	Nebraska, 9/19/15	5	52.0
4. Justin Vogel	at Cincinnati, 10/1/15	5	51.6
5. Justin Vogel	North Carolina, 11/1/14	5	50.4
6. Mike Burke	Houston, 11/21/72	6	50.3
7. Brian Monroe	North Carolina, 10/7/06	7	49.3
8. Harry Ghaul	Georgia, 10/22/48	5	49.2
9. Pat O'Donnell	Virginia, 11/23/13	7	49.1
10. Pat O'Donnell	Florida, 9/7/13	8	49.0

### MINIMUM 5 ATTEMPTS

### LONGEST PUNT

PLAYERS	OPPONENT, DATE	YDS
1. Rob Rajsich	at Kansas, 9/30/78	79
2. Harry Ghaul	Florida, 11/21/47	77
Rob Rajsich	Florida State, 9/23/78	77
4. Matt Boshier	at Duke, 10/18/08	76
5. Matt Boshier	at Virginia Tech, 11/17/07	75
6. Howard Plasman	Alabama, 11/28/41	74
Brian Monroe	vs. North Carolina, 10/7/06	74
8. John Douglas	at Florida, 10/15/38	73
Justin Vogel	Clemson, 10/24/15	73
10. Al Kasulin	Furman, 10/31/42	71
Harvey Foster	Georgia, 11/3/61	71
Pat O'Donnell	Virginia, 11/23/13	71

### PUNT RETURNS

#### RETURN YARDS

PLAYER	OPPONENT, DATE	RET	YDS
1. Kevin Williams	Penn State, 10/12/91	4	152
2. Devin Hester	Louisiana Tech, 9/18/04	2	142
3. Santana Moss	Rutgers, 11/20/99	4	127
4. Duane Starks	at Baylor, 8/30/97	4	123
5. Wesley Carroll	at Wisconsin, 9/9/89	6	122
6. Santana Moss	at Temple, 10/21/00	4	121
Roscoe Parrish	at Virginia, 11/13/04	3	121
8. Kevin Williams	Long Beach State, 10/19/91	4	120
9. Santana Moss	Boston College, 11/25/00	4	114
10. Phillip Buchanan	Temple, 11/3/01	3	109

### LONGEST PUNT RETURN

PLAYERS	OPPONENT, DATE	YDS
1. Roscoe Parrish	at Boston College, 9/20/03	92
Devin Hester	Louisiana Tech, 9/18/04	92
3. Kevin Williams	Penn State, 10/12/91	91
4. Walter Watt	Texas A&M, 12/8/44	87
Daryl Jones	Boston College, 11/25/00	87
6. Duane Starks	at Baylor, 8/30/97	85
Santana Moss	Boston College, 11/25/00	85



## INDIVIDUAL GAME BESTS

	PLAYERS	OPPONENT, DATE	YDS
8.	Jack Brasington	at Louisville, 10/8/49	82
9.	Hal Johnston & John Mell	LSU, 11/15/46	80
10.	Jimmy Dye	Florida, 12/9/67	79
	Stacy Coley	at Duke, 11/16/13	79

## KICK RETURNS

### RETURN YARDS

	PLAYER	OPPONENT, DATE	RET	YDS
1.	Duke Johnson	at Virginia, 11/10/12	4	214
2.	Najeh Davenport	at Syracuse, 11/28/98	7	208
3.	Tremain Mack	at Temple, 11/2/96	4	205
4.	Tremain Mack	at Syracuse, 11/30/96	3	146
5.	Duke Johnson	at Kansas State, 9/8/12	5	141
6.	Silvio Cardoso	at Wake Forest, 9/25/71	2	140
7.	Tom Sullivan	Florida State, 9/26/69	5	135
	Ryan Hill	vs. Virginia, 11/10/07	6	135
9.	Tim Morgan	at Notre Dame, 11/20/76	4	130
	Travis Benjamin	vs. Virginia, 10/27/11	4	130

### LONGEST KICKOFF RETURN

	PLAYER	OPPONENT, DATE	YDS
1.	Tim Morgan	Houston, 10/17/75	100
	Ottis Anderson	Utah State, 10/21/78	100
	Ottis Anderson	at Tulane, 11/4/78	100
	Devin Hester	at NC State, 10/23/04	100
5.	Tom Sullivan	Army, 10/29/71	99
6.	Devin Hester	Florida, 9/6/03	97
7.	Russell Coates	West Virginia, 11/28/42	96
8.	Tremain Mack	at Syracuse, 11/30/96	95
	Duke Johnson	Bethune-Cookman, 9/17/12	95
	Duke Johnson	at Virginia, 11/10/12	95
	Duke Johnson	Savannah State, 9/21/13	95

# INDIVIDUAL SUPERLATIVES (SINCE 1980)

## 300-YARD PASSING GAMES

PLAYER	OPPONENT	DATE	C-A	YDS	TD
Bernie Kosar	Nebraska	1/2/1984	19-35	300	2
Bernie Kosar	Auburn	8/27/1984	21-38	329	2
Bernie Kosar	Florida	9/1/1984	25-33	300	1
Bernie Kosar	Rice	9/29/1984	27-35	368	3
Bernie Kosar	Cincinnati	10/13/1984	23-32	373	5
Bernie Kosar	Pitt	10/20/1984	29-42	351	1
Bernie Kosar	Louisville	11/3/1984	22-36	330	3
Bernie Kosar	Maryland	11/10/1984	30-50	363	4
Bernie Kosar	Boston College	11/23/1984	25-38	447	2
Vinny Testaverde	Rice	9/14/1985	23-35	350	2
Vinny Testaverde	East Carolina	10/5/1985	23-34	385	3
Vinny Testaverde	Florida State	11/2/1985	23-41	339	4
Vinny Testaverde	Notre Dame	11/30/1985	22-32	356	2
Vinny Testaverde	Texas Tech	9/13/1986	16-27	330	4
Vinny Testaverde	Florida State	11/1/1986	21-35	315	3
Vinny Testaverde	Tulsa	11/5/1986	21-34	308	2
Vinny Testaverde	East Carolina	11/27/1986	20-30	328	3
Steve Walsh	South Carolina	12/5/1987	22-40	310	2
Steve Walsh	Michigan	9/17/1988	24-45	335	3
Steve Walsh	Notre Dame	10/15/1988	31-50	424	4
Steve Walsh	Arkansas	11/26/1988	33-50	361	0
Craig Erickson	Missouri	9/23/1989	23-41	351	1
Craig Erickson	San Jose State	10/14/1989	32-49	468	3
Craig Erickson	San Diego State	11/18/1989	27-45	424	4
Craig Erickson	Cal	9/15/1990	32-47	467	4
Craig Erickson	Iowa	9/29/1990	17-33	360	3
Craig Erickson	Notre Dame	9/20/1990	20-36	355	0
Craig Erickson	Texas Tech	9/27/1990	22-32	307	4
Craig Erickson	Pitt	11/3/1990	25-35	355	2
Craig Erickson	Boston College	11/17/1990	13-26	320	4
Gino Torretta	Houston	9/12/1991	16-35	365	4
Gino Torretta	Tulsa	9/28/1991	20-33	327	2
Gino Torretta	Arizona	10/26/1991	26-50	350	2
Gino Torretta	San Diego State	11/30/1991	23-44	485	4
Gino Torretta	TCU	10/17/1992	20-35	350	3
Gino Torretta	West Virginia	10/31/1992	28-40	363	3
Gino Torretta	Syracuse	11/21/1992	23-43	343	0
Gino Torretta	San Diego State	11/28/1992	19-35	310	1
Ryan Collins	Memphis	11/27/1993	32-54	392	3
Ryan Clement	Boston College	10/18/1997	27-35	325	2
Scott Covington	Rutgers	10/3/1998	21-30	312	3
Scott Covington	UCLA	12/5/1998	19-28	318	3
Scott Covington	NC State	12/29/1998	17-24	320	2
Kenny Kelly	Florida State	10/9/1999	27-41	370	3
Ken Dorsey	Florida State	10/7/2000	27-42	328	2
Ken Dorsey	Penn State	9/1/2001	20-27	344	3
Ken Dorsey	Rutgers	9/8/2001	14-25	315	2
Ken Dorsey	Nebraska	1/3/2002	22-35	362	3
Ken Dorsey	Temple	9/14/2002	20-35	314	2
Ken Dorsey	Florida State	10/12/2002	20-45	362	2
Ken Dorsey	West Virginia	10/26/2002	22-36	422	2
Ken Dorsey	Syracuse	11/30/2002	16-25	345	2
Ken Dorsey	Virginia Tech	12/7/2002	12-20	300	2
Brock Berlin	Florida	9/6/2003	27-41	340	2
Brock Berlin	West Virginia	10/2/2003	37-54	352	1
Brock Berlin	Louisville	10/14/2004	25-37	308	3
Brock Berlin	North Carolina	10/30/2004	20-35	338	2
Brock Berlin	Wake Forest	11/20/2004	13-19	361	4
Kyle Wright	Wake Forest	11/6/2005	17-27	319	5
Kyle Wright	North Carolina	10/6/2007	17-33	302	2
Jacory Harris	Florida State	9/7/2009	21-34	386	2
Jacory Harris	Wake Forest	10/31/2009	22-43	330	3
Jacory Harris	North Carolina	11/14/2009	28-50	319	1
Jacory Harris	Duke	11/21/2009	25-43	348	2
Jacory Harris	Virginia	10/27/2011	21-30	311	3
Stephen Morris	at Georgia Tech	9/22/2012	31-52	436	2
Stephen Morris	NC State	9/29/2012	26-49	566	5
Stephen Morris	USF	11/17/2012	21-32	413	3

Stephen Morris	at Duke	11/24/2012	15-25	369	3
Stephen Morris	Georgia Tech	10/5/2013	17-22	324	3
Stephen Morris	at North Carolina	11/17/2013	19-35	322	0
Stephen Morris	Virginia Tech	10/9/2013	16-29	324	2
Stephen Morris	at Duke	11/16/2013	30-49	379	2
Brad Kaaya	Arkansas State	9/13/2014	16-24	342	4
Brad Kaaya	at Nebraska	9/20/2014	28-42	359	3
Brad Kaaya	Florida State	11/15/2014	16-34	316	2
Brad Kaaya	Nebraska	9/19/2015	25-42	379	2
Brad Kaaya	at Florida State	10/10/2015	29-49	405	3
Brad Kaaya	at North Carolina	11/14/2015	24-43	326	1
Brad Kaaya	Georgia Tech	11/21/2015	16-25	300	1

## 100-YARD RUSHING GAMES

PLAYER	OPPONENT	DATE	ATT	YDS	TD
Smookey Roan	East Carolina	11/8/1980	33	250	1
Speedy Neal	Cincinnati	11/27/1982	17	110	1
Albert Bentley	Louisville	10/8/1983	18	152	2
Alonzo Highsmith	Auburn	8/27/1984	22	146	0
Alonzo Highsmith	Michigan	9/8/1984	16	126	0
Alonzo Highsmith	Cincinnati	10/13/1984	13	107	1
Alonzo Highsmith	Pitt	10/20/1984	15	106	2
Alonzo Highsmith	Louisville	11/23/1984	18	104	1
Melvin Bratton	Boston College	11/23/1984	6	134	4
Warren Williams	Colorado State	11/23/1985	12	110	0
Melvin Bratton	South Carolina	8/30/1986	10	107	3
Alonzo Highsmith	Penn State	1/2/1987	18	119	0
Warren Williams	Arkansas	9/26/1987	11	108	2
Leonard Conley	Cincinnati	10/24/1987	8	120	2
Melvin Bratton	Cincinnati	10/24/1987	6	118	1
Warren Williams	Cincinnati	10/24/1987	20	104	1
Leonard Conley	Tulsa	11/5/1988	13	121	0
Leonard Conley	Missouri	9/23/1989	21	105	1
Steve McGuire	Iowa	9/29/1990	20	128	2
Steve McGuire	Florida State	10/6/1990	31	176	1
Leonard Conley	Florida State	10/6/1990	16	149	2
Steve McGuire	Houston	9/12/1991	19	120	0
Steve McGuire	Florida State	11/26/1991	22	142	1
Larry Jones	Nebraska	1/1/1992	30	144	1
Donnell Bennett	Colorado	9/25/1993	20	125	2
James Stewart	Georgia Southern	10/2/1993	19	107	0
James Stewart	Syracuse	10/23/1993	10	102	2
James Stewart	Rutgers	10/30/1993	14	115	1
James Stewart	Georgia Southern	9/4/1994	17	146	3
James Stewart	Syracuse	11/5/1994	20	101	2
Danyell Ferguson	Florida A&M	9/9/1995	24	137	1
Danyell Ferguson	Baylor	11/4/1995	18	144	3
Danyell Ferguson	Boston College	11/11/1995	26	167	1
Danyell Ferguson	Syracuse	11/25/1995	29	168	2
Dyral McMillan	Memphis	8/31/1996	24	119	0
Dyral McMillan	Citadel	9/5/1996	19	157	2
Danyell Ferguson	Rutgers	9/12/1996	17	102	2
Danyell Ferguson	Pitt	9/28/1996	18	122	1
Edgerrin James	Temple	11/2/1996	13	107	0
Dyral McMillan	Boston College	11/23/1996	20	147	2
Edgerrin James	Boston College	11/23/1996	13	123	2
Edgerrin James	Baylor	8/30/1997	14	120	3
Edgerrin James	Pitt	9/18/1997	20	113	0
Edgerrin James	Boston College	10/18/1997	33	274	3
Edgerrin James	Temple	10/25/1997	18	190	2
Edgerrin James	Arkansas State	11/1/1997	13	155	2
James Jackson	Arkansas State	11/1/1997	10	116	1
James Jackson	Virginia Tech	11/8/1997	9	148	2
Edgerrin James	Rutgers	11/15/1997	30	198	2
James Jackson	East Tennessee State	9/5/1998	12	147	2
Najeh Davenport	Cincinnati	9/12/1998	8	100	1
Edgerrin James	Virginia Tech	9/19/1998	17	101	0
Edgerrin James	Rutgers	10/3/1998	15	131	2
Edgerrin James	West Virginia	10/24/1998	31	170	2
Edgerrin James	Boston College	10/31/1998	31	185	2







# INDIVIDUAL SUPERLATIVES (SINCE 1980)

PLAYER	OPPONENT	DATE	REC	YDS	TD	PLAYER	OPPONENT	DATE	REC	YDS	TD
Bennie Blades	Florida State	11/2/1985	5	123	2	Santana Moss	Rutgers	10/3/1998	6	146	3
Willie Smith	Maryland	11/9/1985	8	140	0	Andre King	UCLA	12/5/1998	8	124	0
Michael Irvin	South Carolina	8/30/1986	6	101	0	Santana Moss	NC State	12/29/1998	5	124	1
Alonzo Highsmith	Texas Tech	9/13/1986	5	121	2	Santana Moss	Ohio State	8/27/1999	3	115	1
Michael Irvin	Texas Tech	9/20/1986	4	104	1	Santana Moss	Florida State	10/9/1999	9	180	2
Bennie Blades	Tulsa	11/15/1986	4	106	1	Reggie Wayne	West Virginia	9/23/2000	7	127	2
Michael Irvin	E. Carolina	11/27/1986	8	194	2	Santana Moss	Florida State	10/7/2000	7	115	0
Michael Irvin	Arkansas	9/26/1987	6	104	1	Santana Moss	Virginia Tech	11/4/2000	4	115	2
Michael Irvin	Florida State	10/3/1987	4	132	2	Andre Johnson	Rutgers	9/8/2001	2	104	1
Michael Irvin	South Carolina	12/5/1987	7	121	1	Andre Johnson	Florida State	10/17/2001	5	111	2
Melvin Bratton	Oklahoma	1/1/1988	9	102	1	Andre Johnson	Syracuse	11/17/2001	4	119	2
Cleveland Gary	Michigan	9/17/1988	9	162	2	Andre Johnson	Nebraska	1/3/2002	7	199	2
Cleveland Gary	Notre Dame	10/15/1988	11	130	1	Andre Johnson	West Virginia	10/26/2002	6	111	2
Andre Brown	Notre Dame	10/15/1988	8	125	2	Quadtrine Hill	West Virginia	10/26/2002	6	108	0
Andre Brown	BYU	12/3/1988	10	131	0	Andre Johnson	Tennessee	11/9/2002	5	103	0
Wesley Carroll	Wisconsin	9/9/1989	7	13	2	Andre Johnson	Syracuse	11/30/2002	6	181	1
Dale Dawkins	Wisconsin	9/9/1989	5	114	0	Andre Johnson	Virginia Tech	12/7/2002	6	193	1
Randal Hill	Cal	9/16/1989	7	108	1	Kellen Winslow	Ohio State	1/3/2002	11	122	1
Rob Chudzinski	Missouri	9/23/1989	8	101	1	Kevin Beard	Florida	9/6/2003	7	164	1
Wesley Carroll	Cincinnati	10/7/1989	4	124	1	Kellen Winslow	West Virginia	10/2/2003	10	104	0
Dale Dawkins	San Jose State	10/14/1989	8	112	0	Kellen Winslow	Florida State	10/11/2003	7	106	0
Wesley Carroll	San Jose State	10/14/1989	7	119	1	Ryan Moore	Virginia Tech	11/2/2003	7	101	0
Wesley Carroll	Florida State	10/28/1989	10	119	0	Sinorice Moss	Florida State	9/10/2004	4	112	1
Randal Hill	San Diego State	11/18/1989	6	138	0	Roscoe Parrish	Wake Forest	11/20/2004	5	141	1
Dale Dawkins	San Diego State	11/18/1989	7	111	2	Sinorice Moss	Colorado	9/24/2005	5	111	1
Dale Dawkins	Notre Dame	11/25/1989	7	123	2	Sinorice Moss	Temple	10/15/2005	3	122	1
Lamar Thomas	BYU	9/8/1990	8	120	0	Lance Leggett	Duke	10/21/2006	6	131	0
Wesley Carroll	Cal	9/15/1990	11	208	1	Sam Shields	Nevada	12/31/2006	4	101	1
Randal Hill	Cal	9/15/1990	10	114	1	Darnell Jenkins	FIU	9/15/2007	5	108	0
Wesley Carroll	Iowa	9/29/1990	6	146	2	Sam Shields	Texas A&M	9/20/2007	6	117	0
Lamar Thomas	Kansas	10/13/1990	7	139	0	Darnell Jenkins	North Carolina	10/6/2007	3	110	1
Lamar Thomas	Notre Dame	9/20/1990	5	114	0	Darnell Jenkins	Florida State	10/20/2007	4	106	0
Rob Chudzinski	Texas Tech	9/27/1990	6	112	1	Dedrick Epps	NC State	11/29/2008	4	101	1
Wesley Carroll	Boston College	11/7/1990	4	112	1	Travis Benjamin	Florida State	9/7/2009	4	128	1
Randal Hill	San Diego State	12/1/1990	6	112	1	Leonard Hankerson	Duke	11/21/2009	8	143	1
Wesley Carroll	Texas	1/1/1991	8	135	2	Leonard Hankerson	Florida A&M	9/2/2010	6	115	2
Horace Copeland	Arkansas	8/31/1991	4	131	1	Leonard Hankerson	Clemson	10/2/2010	7	147	3
Lamar Thomas	Houston	9/12/1991	6	138	2	Travis Benjamin	Maryland	11/6/2010	5	127	0
Kevin Williams	Houston	9/12/1991	4	126	2	Leonard Hankerson	Georgia Tech	11/13/2010	3	132	1
Lamar Thomas	Tulsa	9/28/1991	5	106	0	Leonard Hankerson	USF	11/27/2010	9	127	0
Horace Copeland	Penn State	10/12/1991	5	106	1	Tommy Streeter	Virginia	10/27/2011	7	176	2
Horace Copeland	San Diego State	11/30/1991	6	141	2	Phillip Dorsett	Georgia Tech	9/22/2012	9	184	1
Marlin Patton	San Diego State	11/30/1991	2	112	1	Davon Johnson	Georgia Tech	9/22/2012	7	107	0
Kevin Williams	Nebraska	1/1/1992	8	126	1	Phillip Dorsett	NC State	9/29/2012	7	191	2
Horace Copeland	Arizona	9/26/1992	9	139	0	Rashawn Scott	NC State	9/29/2012	6	180	2
Lamar Thomas	Florida State	10/3/1992	7	104	1	Phillip Dorsett	Virginia	11/10/2012	6	103	1
Coleman Bell	Virginia Tech	10/24/1992	6	117	1	Allen Hurns	Savannah State	9/21/2013	2	100	1
Coleman Bell	West Virginia	10/31/1992	8	114	0	Allen Hurns	Georgia Tech	10/5/2013	4	108	1
Lamar Thomas	Temple	11/14/1992	4	116	0	Allen Hurns	Virginia Tech	11/9/2013	4	142	1
Horace Copeland	Syracuse	11/21/1992	5	107	0	Allen Hurns	at Duke	11/16/2013	8	107	0
Horace Copeland	San Diego State	11/28/1992	8	141	0	Herb Waters	at Duke	11/16/2013	9	116	2
Lamar Thomas	San Diego State	11/28/1992	5	117	2	Allen Hurns	Virginia	11/23/2013	6	126	1
Jonathan Harris	Georgia Southern	10/2/1992	5	104	1	Allen Hurns	at Pittsburgh	11/29/2013	9	173	0
Chris Jones	Memphis	11/27/1993	7	152	1	Phillip Dorsett	Arkansas State	9/13/2014	4	201	2
Jonathan Harris	Memphis	11/27/1993	9	133	1	Phillip Dorsett	Cincinnati	10/11/2014	3	143	2
Chris Jones	Rutgers	10/1/1994	3	104	1	Clive Walford	Florida State	11/15/2014	4	127	1
Yatli Green	Virginia Tech	9/23/1995	8	171	0	Clive Walford	at Virginia	11/22/2014	7	105	0
Jammi German	Temple	10/28/1995	6	169	2	Phillip Dorsett	Pittsburgh	11/29/2014	5	103	1
Magic Benton	Citadel	9/5/1995	6	113	2	Rashawn Scott	BCU	9/5/2015	6	100	1
Magic Benton	Rutgers	9/12/1996	7	105	0	Herb Waters	at FAU	9/11/2015	5	102	0
Tony Gaiter	Pitt	9/28/1996	4	135	3	Rashawn Scott	Nebraska	9/19/2015	9	151	0
Yatli Green	Florida State	10/12/1996	8	157	2	Stacy Coley	at Florida State	10/1/2015	7	139	1
Yatli Green	Virginia Tech	11/16/1996	9	152	0	Rashawn Scott	at Florida State	10/1/2015	6	108	1
Tony Gaiter	Boston College	11/23/1996	4	127	1	Stacy Coley	Virginia	11/7/2015	7	132	1
Yatli Green	Syracuse	11/30/1996	6	129	1						
Tony Gaiter	Virginia	12/27/1996	3	101	0						
Reggie Wayne	Pitt	9/18/1997	9	137	0						
Daniel Franks	Temple	10/25/1997	5	110	1						
Reggie Wayne	Rutgers	11/15/1997	7	112	0						
Reggie Wayne	Virginia Tech	9/19/1998	6	153	2						

RECORDS



## TEAM SEASON BESTS

### RUSHING

#### MOST ATTEMPTS

1.	567	1957
2.	557	1977
3.	547	1971
4.	542	1956
5.	541	1978
6.	540	1974
7.	523	1952
8.	521	1973
9.	520	1976
10.	519	1972

#### FEWEST ATTEMPTS

1.	318	1963
2.	365	1949
3.	369	1964
4.	371	2012
5.	372	1991
6.	381	1992
7.	393	1969
8.	395	1953
9.	398	2011
10.	401	1988

#### MOST YARDS

1.	2,558	1954
2.	2,540	1957
3.	2,388	2010
4.	2,379	2002
5.	2,345	2014
6.	2,338	2003
7.	2,328	1978
8.	2,251	2001
9.	2,232	1998
10.	2,210	1955

#### FEWEST YARDS

1.	798	1968
2.	1,092	1979
3.	1,204	1964
4.	1,213	1970
5.	1,227	1963
6.	1,264	1965
7.	1,325	1992
8.	1,344	1969
9.	1,351	1981
10.	1,376	1953

#### MOST YARDS PER GAME

1.	284.2	1954
2.	254.0	1957
3.	245.5	1955
4.	211.6	1978
5.	209.7	1956
6.	204.6	2001
7.	202.9	1998
8.	194.8	2000
9.	187.0	1951
10.	185.1	1960

#### FEWEST YARDS PER GAME

1.	79.8	1968
2.	99.3	1979
3.	110.3	1970
4.	116.0	2005
5.	119.9	2015
6.	120.4	1964
7.	120.5	1992
8.	122.7	1963
9.	122.8	1981
10.	126.4	1965

#### MOST YARDS PER ATTEMPT

1.	5.48	2002
2.	5.33	2001
3.	5.30	2014
4.	5.11	1954
5.	4.94	2000
6.	4.89	1998
7.	4.84	2010
8.	4.78	2013
9.	4.76	1955
10.	4.68	2012

#### FEWEST YARDS PER ATTEMPT

1.	1.88	1968
2.	2.63	1970
3.	2.64	1979
4.	2.67	1977
5.	2.83	1981
6.	2.96	1965
7.	3.14	1975
8.	3.19	1958
9.	3.26	1964
10.	3.29	1976

#### MOST TOUCHDOWNS

1.	33	2002
2.	29	1954

29	1998	
4.	27	1990
5.	26	1997
6.	25	1994
	25	2001
	25	2013
9.	24	1987
	24	2000

#### FEWEST TOUCHDOWNS

1.	3	1977
2.	5	1963
3.	7	1958
4.	9	1961
	9	1968
	9	1988
7.	10	1970
8.	11	1965
	11	1975
10.	12	1966
	12	1981

### PASSING

#### MOST COMPLETIONS

1.	279	1984
2.	268	2015
3.	264	2012
4.	260	1988
5.	259	1992
6.	254	1989
7.	246	2009
	246	1990
9.	245	2003
10.	241	2002

#### FEWEST COMPLETIONS

1.	35	1935
2.	43	1954
3.	48	1957
4.	52	1951
5.	54	1955
6.	55	1949
7.	59	1948
8.	61	1953
	61	1956
10.	64	1960

#### MOST ATTEMPTS

1.	465	1989
2.	457	1992
3.	450	1984



## TEAM SEASON BESTS

4.	449	2015
5.	447	2012
6.	443	2010
7.	441	1988
8.	434	1990
9.	432	2002
10.	416	2009

7.	25	1984
	25	2009
	25	2013
10.	24	1985
	24	1989
	24	1998
	24	2001

### MOST YARDS PER GAME

1.	482.9	1990
2.	467.2	2002
3.	461.5	1985
4.	460.8	2000
5.	454.8	2001
6.	454.1	1989
7.	452.5	1988
8.	451.5	1998
9.	441.3	1991
10.	440.2	2012

### FEWEST ATTEMPTS

1.	65	1945
2.	87	1954
3.	95	1955
4.	105	1957
5.	112	1960
6.	127	1951
7.	129	1853
8.	143	1949
	143	1956
10.	146	1948

### FEWEST TOUCHDOWNS

1.	3	1947
	3	1971
3.	4	1953
	4	1954
	4	1955
	4	1973
7.	5	1952
	5	1956
	5	1958
	5	1959
	5	1964
	5	1975
	5	1987

### FEWEST YARDS PER GAME

1.	156.2	1944
2.	221.6	1964
3.	229.9	1948
4.	239.8	1953
5.	245.2	1949
6.	254.3	1965
7.	254.9	1977
8.	257.4	1952
9.	261.2	1958
10.	261.3	1960

### MOST YARDS

1.	3,826	1984
2.	3,695	2002
3.	3,602	2015
4.	3,573	1990
5.	3,545	2012
6.	3,503	1988
7.	3,501	1985
8.	3,476	1992
9.	3,452	2013
10.	3,406	1989

## TOTAL OFFENSE

### MOST TOTAL YARDS

1.	6,074	2002
2.	5,594	2014
3.	5,536	2013
4.	5,493	2010
5.	5,367	1984
6.	5,312	1990
7.	5,282	2012
8.	5,199	2009
9.	5,161	2015
10.	5,134	2003

### MOST PLAYS

1.	936	2010
2.	917	2003
3.	898	1989
4.	887	2002
5.	879	2009
6.	873	2015
7.	865	1984
8.	860	1999
9.	842	1996
10.	838	1992

### FEWEST YARDS

1.	269	1945
2.	429	1957
3.	553	1954
4.	675	1949
5.	721	1956
6.	762	1960
7.	782	1953
8.	800	1951
9.	826	1948
10.	903	1955

### FEWEST TOTAL YARDS

1.	1,406	1944
2.	2,158	1953
3.	2,207	1949
4.	2,216	1964
5.	2,299	1948
6.	2,543	1965
7.	2,612	1958
8.	2,613	1960
9.	2,727	1959
10.	2,799	1975

### FEWEST PLAYS

1.	508	1949
2.	524	1953
3.	527	1947
4.	546	1964
5.	560	1955
6.	565	1948
7.	577	1960
8.	588	1954
9.	622	1951
10.	639	1965

### MOST TOUCHDOWNS

1.	35	1988
2.	32	2002
3.	30	1986
4.	27	1999
5.	26	2014
	26	2000

### MOST FIRST DOWNS

1.	288	1984
	288	2010



## TEAM SEASON BESTS

3.	275	2009
4.	270	1989
5.	267	2002
6.	266	1990
	266	1994
8.	264	2003
9.	260	2001
10.	258	2014

### FEWEST FIRST DOWNS

1.	77	1944
2.	98	1949
3.	103	1948
4.	119	1953
5.	130	1964
6.	138	1960
7.	141	1951
	141	1958
9.	144	1975
10.	150	1955
	150	1965

### MOST FIRST DOWNS, RUSHING

1.	135	1938
2.	129	1957
3.	125	1954
4.	124	1978
5.	122	2010
6.	120	1994
7.	117	1974
8.	115	2003
9.	114	2014
10.	112	1955

### FEWEST FIRST DOWNS, RUSHING

1.	53	1968
2.	61	1979
3.	65	1970
4.	66	1949
	66	1963
6.	70	1964
7.	75	1975
8.	76	1969
9.	79	1953
	79	1988
	79	2015

### MOST FIRST DOWNS, PASSING

1.	169	2009
2.	161	1988
3.	159	1984
4.	156	1990

5.	153	1989
	153	1992
7.	152	2015
8.	151	2002
9.	149	1985
10.	148	2010

### FEWEST FIRST DOWNS, PASSING

1.	11	1945
2.	23	1957
3.	24	1954
4.	27	1948
	27	1949
6.	29	1951
7.	35	1953
	35	1955
	35	1960
10.	37	1956

### MOST FIRST DOWNS, PENALTY

1.	26	2012
2.	25	1989
3.	23	1984
4.	20	1987
	20	2005
	20	2013
7.	18	1979
	18	2010
	18	2015
10.	17	2014
	17	1980
	17	1988
	17	2011

### FEWEST FIRST DOWNS, PENALTY

1.	1	1952
2.	3	1955
3.	5	1971
	5	1975
	5	1949
	5	1953
	5	1957
8.	6	1950
	6	1960
10.	7	1951
	7	1954
	7	1972

## PUNTING

### MOST PUNTS

1.	92	1939
2.	84	1970
3.	77	1977
4.	76	1968
5.	74	1971
6.	73	1951
7.	72	1948
	72	1957
	72	1978
10.	71	1979
	71	1952

### FEWEST PUNTS

1.	30	1954
2.	33	1985
3.	36	1955
	36	1987
5.	38	1991
	38	2001
7.	39	1988
8.	40	1953
	40	1994
10.	43	1962
	43	1984

### HIGHEST PUNTING AVERAGE

1.	44.8	2013
2.	44.0	2010
3.	42.8	2014
4.	42.7	2011
5.	42.5	2015
6.	42.4	2000
7.	42.3	1969
8.	40.9	2005
9.	40.8	1984
10.	40.7	1972

### LOWEST PUNTING AVERAGE

1.	32.4	1962
2.	32.6	1953
3.	33.1	1958
4.	33.2	1954
5.	33.3	1961
6.	33.6	1950
	33.6	1957
8.	34.0	1949
9.	34.5	1951
	34.5	1994



# TEAM SEASON BESTS

## PUNT RETURNS

### MOST RETURNS

1.	52	1989
2.	50	2002
3.	47	2003
4.	45	2000
5.	44	1985
	44	2001
7.	43	1986
	43	1991
9.	42	2004
10.	41	1950
	41	1970

### FEWEST RETURNS

1.	11	2011
2.	15	1966
3.	17	1955
	17	1960
	17	2012
6.	18	1958
	18	1979
8.	19	1984
9.	20	1975
10.	21	1956

### MOST RETURN YARDS

1.	832	2000
2.	707	1947
3.	697	2004
4.	662	2002
5.	636	1989
6.	622	1991
7.	583	2001
8.	531	2003
9.	528	1999
10.	475	1954

### FEWEST RETURN YARDS

1.	90	1966
2.	105	1975
3.	118	2012
4.	121	2011
5.	129	1978
6.	131	1974
7.	137	1984
8.	139	1983
9.	145	2014
10.	146	1958
	146	1977

### HIGHEST RETURN AVERAGE

1.	26.2	1947
2.	19.8	1954
3.	18.5	2000
4.	16.6	2004
5.	15.4	1949
6.	15.1	1948
7.	14.5	1991
8.	14.1	1967
9.	13.4	1996
10.	13.2	1999
	13.2	2002

### LOWEST RETURN AVERAGE

1.	3.4	1983
2.	4.5	2010
3.	4.9	1977
4.	5.3	1975
	5.3	1976
6.	5.6	1978
7.	5.8	1973
8.	5.9	1959
9.	6.0	1966
	6.0	1974

### MOST TOUCHDOWNS

1.	7	2004
2.	5	2000
3.	3	1986
	3	1991
	3	1995
	3	2001
7.	2	1954
	2	1996
	2	1999
	2	2003
	2	2009

## KICK RETURNS

### MOST RETURNS

1.	60	2013
2.	57	2009
3.	53	1944
	53	2008
5.	49	2007
6.	45	2012
7.	44	1984
	44	2010
9.	43	1979
	43	2011

### FEWEST RETURNS

1.	12	1956
2.	15	1961
3.	16	1955
4.	17	1950
	17	1949
6.	18	1992
7.	19	1951
8.	20	1993
9.	21	1981
10.	22	1947
	22	1954
	22	1991
	22	2001

### MOST RETURN YARDS

1.	1,505	2013
2.	1,235	2009
	1,235	2012
4.	1,054	1970
5.	1,020	2008
6.	944	2007
7.	915	1971
	915	2011
9.	870	1979
10.	865	2010

### FEWEST RETURN YARDS

1.	253	1950
2.	263	1956
3.	277	1949
4.	280	1951
5.	347	1955
6.	349	1991
7.	351	1993
8.	352	1989
9.	353	1961
10.	379	1968

### HIGHEST RETURN AVERAGE

1.	27.4	2012
2.	27.2	1996
3.	25.2	2003
4.	25.1	2013
5.	24.7	1978
6.	24.1	1954
	24.1	1971
8.	23.5	1961
9.	22.7	2000
10.	22.6	1987



## TEAM SEASON BESTS

### LOWEST RETURN AVERAGE

1.	9.3	1963
2.	10.4	1970
3.	14.2	1984
4.	14.7	1951
	14.7	1989
6.	14.9	1950
7.	15.2	1968
8.	15.9	1948
	15.9	1991
10.	16.3	1949

### MOST TOUCHDOWNS

1.	2	1954
	2	1970
	2	1976
	2	1978
	2	2012
6.	1	1961
	1	1970
	1	1971
	1	1975
	1	1980
	1	1996
	1	2003
	1	2004
	1	2010
	1	2013
	1	2015

## DEFENSE

### MOST QB SACKS (SINCE 1981)

1.	52	1989
2.	50	1988
3.	49	1986
4.	48	1992
5.	47	2002
6.	45	1993
7.	44	1987
	44	1990
	44	1991
10.	42	1994

### FEWEST QB SACKS (SINCE 1981)

1.	13	2012
2.	16	1984
3.	23	1997
4.	24	2009
	24	2000
	24	2011
7.	25	1995

8.	26	2015
9.	27	2014
	27	1981

### MOST INTERCEPTIONS

1.	34	1950
2.	28	1954
3.	27	2001
4.	26	1967
5.	23	1948
	23	2000
7.	21	1951
	21	1952
	21	1971
	21	1979
	21	1989

### FEWEST INTERCEPTIONS

1.	4	1957
	4	1976
	4	2008
4.	5	1963
5.	6	2011
6.	7	1997
7.	8	1973
8.	9	2009
	9	1998
	9	1974
	9	1970
	9	1956
	9	1947

### MOST INT RETURNS FOR TOUCHDOWNS

1.	6	2000
2.	5	2001
	5	1967
4.	4	1985
	4	1992
	4	2003
7.	3	1988
	3	1954
9.	2	10 times
	last:	2010

### MOST RETURN YARDS

1.	539	2001
2.	460	1967
3.	456	1954
4.	416	1950
5.	415	2000

6.	374	1952
7.	328	2002
8.	306	2003
9.	286	1988
10.	283	1986

### FEWEST RETURN YARDS

1.	11	1963
2.	36	2008
3.	52	1976
4.	57	1973
5.	64	1958
6.	67	1964
7.	74	1959
	74	2011
9.	78	1970
	78	1974

## SCORING

### MOST POINTS SCORED

1.	527	2002
2.	475	2001
3.	469	2000
4.	440	2013
5.	420	1986
6.	404	1999
7.	402	1998
8.	401	1990
9.	399	1985
10.	395	1988

### FEWEST POINTS SCORED

1.	26	1930
2.	45	1929
3.	49	1932
4.	73	1944
5.	80	1947
6.	88	1958
7.	91	1935
8.	96	1931
9.	106	1927
10.	116	1963

## FUMBLES

### MOST FUMBLES

1.	49	1971
2.	48	1973
	48	1972
4.	43	1950





# TEAM SEASON BESTS

5.	40	1978
6.	38	1974
7.	36	1970
8.	33	1948
9.	32	1957
	32	1966
	32	1985
	32	1996

## FEWEST FUMBLES

1.	11	2008
	11	2012
3.	14	2009
	14	2013
5.	15	2004
6.	16	1992
	16	1963
8.	17	1955
	17	2011
10.	18	1968

## MOST FUMBLES LOST

1.	26	1972
2.	24	1950
3.	22	1948
	22	1973
5.	21	1958
6.	20	1962
	20	1970
	20	1988
9.	18	1969
	18	1971
	18	1982

## FEWEST FUMBLES LOST

1.	4	2009
2.	5	2015
	5	2008
	5	1997
5.	6	1995
	6	1992
7.	7	1987
	7	2004
9.	8	1968
	8	2011
	8	2012
	8	2013

# PENALTIES

## MOST PENALTIES

1.	124	2002
	124	2003
3.	121	2001
	121	2015
5.	119	1991
6.	107	1989
	107	2010
8.	104	1992
9.	98	1998
10.	97	2000

## FEWEST PENALTIES

1.	27	1953
2.	39	1975
3.	40	1960
4.	42	1965
5.	43	1948
6.	46	1966
	46	1978
8.	48	1967
9.	49	1969
	49	1974

## MOST PENALTY YARDS

1.	1,094	2015
2.	1,055	2002
3.	1,027	2003
4.	996	1991
5.	944	2001
6.	909	1992
	909	2010
8.	887	2000
9.	880	1989
10.	841	2005

## FEWEST PENALTY YARDS

1.	236	1953
2.	380	1965
3.	385	1975
4.	405	1973
5.	428	1960
6.	429	1978
7.	434	1948
8.	442	1966
9.	443	1967
10.	456	1959

# TEAM GAME BESTS

## MIAMI

### RUSHING

#### MOST ATTEMPTS

	OPPONENT	DATE
69	East Carolina	Nov. 8, 1980
66	Florida State	Sept. 18, 1976
64	Auburn	Oct. 27, 1967

#### FEWEST ATTEMPTS

	OPPONENT	DATE
14	Florida State	Oct. 4, 2008
16	Pittsburgh	Nov. 30, 1963
16	Boston College	Nov. 25, 2011
19	Florida State	Oct. 10, 2015
21	Pittsburgh	Oct. 23, 1965
21	Alabama	Nov. 15, 1969

#### MOST YARDS

	OPPONENT	DATE
498	Pacific	Oct. 11, 1974
497	Spring Hill	Sept. 30, 1938
454	East Carolina	Nov. 8, 1980

#### FEWEST YARDS

	OPPONENT	DATE
-85	Auburn	Oct. 26, 1968
-33	Florida State	Oct. 4, 1997

### PASSING

#### MOST YARDS

	OPPONENT	DATE
566	NC State	Sept. 29, 2012
485	San Diego State	Nov. 30, 1991
473	California	Sept. 15, 1990
468	San Diego State	Nov. 18, 1989
463	USF	Nov. , 2012

#### FEWEST YARDS

	OPPONENT	DATE
-6	N.C. State	Oct. 18, 1957

#### MOST ATTEMPTS

	OPPONENT	DATE
59	Memphis	Nov. 27, 1993
54	West Virginia	Oct. 2, 2003
53	San Diego State	Nov. 30, 1991
52	NC State	Sept. 29, 2012

#### MOST COMPLETIONS

	OPPONENT	DATE
37	West Virginia	Oct. 2, 2003
35	Memphis	Nov. 27, 1993
33	Arkansas	Nov. 26, 1988

### MOST TOUCHDOWNS

	OPPONENT	DATE
6	Missouri	Oct. 1, 1988
6	Cincinnati	Oct. 22, 1988
6	Cincinnati	Oct. 13, 1984
5	NC State	Oct. 23, 2004
5	Duke	Oct. 8, 2005
5	Wake Forest	Nov. 12, 2005
5	Duke	Oct. 18, 2008
5	NC State	Sept. 29, 2012

### MOST INTERCEPTIONS THROWN

	OPPONENT	DATE
7	Tulsa	Dec. 1, 1944
7	Texas A&M	Dec. 8, 1944

### TOTAL OFFENSE

	OPPONENT	DATE	ADD'L STATS
689	UCLA	12/5/1998	371 rush, 318 pass
655	Boston College	11/23/1984	208 rush, 447 pass
651	NC State	9/29/2012	85 rush, 566 pass
646	at Duke	12/24/2012	248 rush, 398 pass
637	Savannah St.	9/21/2013	324 rush, 313 pass
621	Cincinnati	10/11/2014	335 rush, 286 pass

### FEWEST TOTAL YARDS

	OPPONENT	DATE	ADD'L STATS
22	Kentucky	Nov. 3, 1951	7 rush, 15 pass
87	Notre Dame	Nov. 27, 1965	-17 rush, 104 pass
111	Notre Dame	Oct. 9, 1971	60 rush, 51 pass

### MOST FIRST DOWNS

	OPPONENT	DATE
33	Cincinnati	Oct. 24, 1987
33	Boston College	Nov. 23, 1996
32	Kansas	Nov. 23, 1984
32	Vanderbilt	Oct. 3, 1981
32	Alabama	Dec. 7, 1963
32	Kansas	Oct. 25, 1957

### MOST FIRST DOWNS, RUSHING

	OPPONENT	DATE
27	Pacific	Oct. 11, 1974
24	Kansas	Oct. 25, 1957
23	Spring Hill	Sept. 30, 1938

### MOST FIRST DOWNS, PASSING

	OPPONENT	DATE
23	Notre Dame	Oct. 15, 1988
23	California	Sept. 15, 1990
21	Notre Dame	Nov. 30, 1985

### MOST FIRST DOWNS, BY PENALTY

	OPPONENT	DATE
8	Florida State	Oct. 28, 1989
5	Wake Forest	Nov. 21, 1969
5	BYU	Dec. 3, 1988
5	NC State	Sept. 29, 2012

5 North Carolina Oct. 13, 2012

### DEFENSE

#### MOST SACKS

	OPPONENT	DATE
11	NC State	Nov. 20, 1982
11	San Diego State	Nov. 18, 1989

#### MOST INTERCEPTIONS

	OPPONENT	DATE
7	Charleston CG	Oct. 23, 1943
7	Georgetown	Nov. 3, 1950
7	Florida	Dec. 2, 1978

#### MOST INT RETURN YARDS

	OPPONENT	DATE
169	Fordham	Oct. 29, 1954

### PUNT RETURNS

#### MOST YARDS

	OPPONENT	DATE
199	Boston College	Nov. 25, 2000
192	Louisiana Tech	Sept. 18, 2004

### KICK RETURNS

#### MOST YARDS

	OPPONENT	DATE
273	Syracuse	Nov. 28, 1998

### SCORING

#### MOST POINTS SCORED

	OPPONENT	DATE
77	Savannah State	Sept. 21, 2013
75	Fordham	Oct. 29, 1954

#### MOST POINTS ALLOWED

	OPPONENT	DATE
70	Texas A&M	Dec. 8, 1944

#### MOST POINTS SCORED IN A DEFEAT

	OPPONENT	DATE
45	Boston College	Nov. 23, 1984

#### MOST POINTS ALLOWED IN A VICTORY

	OPPONENT	DATE
45	Virginia Tech	Dec. 7, 2002

#### MOST POINTS SCORED, QUARTER

	OPPONENT	DATE	QTR
35	Cincinnati	Oct. 7, 1989	2nd
35	San Diego State	Nov. 28, 1992	3rd
35	Rutgers	Oct. 14, 1995	2nd



## TEAM GAME BESTS

### MOST POINTS ALLOWED, QUARTER

	OPPONENT	DATE	QTR
28	Syracuse	Nov. 21, 1970	2nd
28	Houston	Dec. 5, 1970	2nd

### MOST POINTS SCORED IN A SHUTOUT VICTORY

	OPPONENT	DATE
62	Havana	Oct. 27, 1928

### MOST POINTS ALLOWED IN A SHUTOUT LOSS

	OPPONENT	DATE
58	Clemson	Oct. 24, 2015

### LARGEST MARGIN OF VICTORY

	OPPONENT	DATE	SCORE
70	Savannah State	Sept. 21, 2013	77-7
68	Fordham	Oct. 29, 1954	75-7

### LARGEST MARGIN OF DEFEAT

	OPPONENT	DATE	SCORE
58	Clemson	Oct. 24, 2015	0-58

## FUMBLES

### MOST FUMBLES

	OPPONENT	DATE
9	NC State	Nov. 5, 1971

### MOST FUMBLES LOST

	OPPONENT	DATE
5	Holy Cross	Oct. 8, 1954
5	Boston College	Oct. 25, 1958
5	LSU	Oct. 10, 1959
5	Indiana	Oct. 23, 1964
5	Maryland	Oct. 2, 1970

## PENALTIES

### MOST PENALTIES

	OPPONENT	DATE	ADD'L STATS
23	Duke	10/31/15	194 yards
18	Boston College	11/23/91	138 yards
18	Virginia Tech	10/24/1998	160 yards

# OPPONENT GAME BESTS



## OPPONENT

### RUSHING

#### MOST ATTEMPTS

OPPONENT	DATE
81 Oklahoma	Oct. 6, 1973
74 Pittsburgh	Oct. 23, 1965
74 Notre Dame	Dec. 1, 1973

#### FEWEST ATTEMPTS

OPPONENT	DATE
17 Rice	Sept. 14, 1985
18 Pittsburgh	Oct. 20, 1984
18 Louisiana Tech	Oct. 28, 2000

#### MOST YARDS

OPPONENT	DATE
536 Auburn	Nov. 24, 1944
472 Georgia Tech	Nov. 20, 2008
448 Notre Dame	Dec. 1, 1973

#### FEWEST YARDS

OPPONENT	DATE
-47 Florida A&M	Sept. 13, 1980
-32 Spring Hill	Sept. 30, 1938

### PASSING

#### MOST YARDS

OPPONENT	DATE
513 UCLA	Dec. 5, 1998
472 Boston College	Nov. 23, 1984
447 Louisville	Dec. 28, 2013
441 Boston College	Sept. 1, 2012
440 NC State	Sept. 29, 2012

#### FEWEST YARDS

OPPONENT	DATE
0 SE Louisiana	Oct. 11, 1935
0 Mississippi	Oct. 26, 1951
0 Auburn	Oct. 4, 1974

#### MOST ATTEMPTS

OPPONENT	DATE
62 Duke	Nov. 24, 2012
60 Cincinnati	Oct. 11, 2014
59 Memphis	Nov. 27, 1993
59 Houston	Sept. 12, 1991
55 BYU	Sept. 8, 1990
55 California	Sept. 15, 1990
55 Clemson	Sept. 17, 2005

#### MOST COMPLETIONS

OPPONENT	DATE
40 Virginia	Nov. 10, 2012
38 BYU	Sept. 8, 1990
36 Duke	Nov. 24, 2012
35 Wake Forest	Oct. 31, 2009
35 Louisville	Dec. 28, 2013
34 Florida	Nov. 27, 1971
34 Boston College	Nov. 23, 1984

#### MOST TOUCHDOWNS

OPPONENT	DATE
6 Oklahoma	Sept. 8, 2007
5 Florida	Nov. 27, 1971
5 UCLA	Dec. 5, 1998
4 Syracuse	Nov. 21, 1970
4 NC State	Oct. 23, 2004
4 NC State	Sept. 29, 2012
4 Duke	Nov. 24, 2012
4 Nebraska	Sept. 19, 2015

#### MOST INTERCEPTIONS THROWN

OPPONENT	DATE
7 Charleston CG	Oct. 23, 1943
7 Georgetown	Nov. 3, 1950
7 Florida	Dec. 2, 1978

#### TOTAL OFFENSE

##### MOST TOTAL YARDS

OPPONENT	DATE	ADD'L STATS
670 UCLA	12/5/1998	157 rush, 513 pass
664 NC State	9/29/2012	224 rush, 440 pass
627 Boston College	11/23/1984	155 rush, 472 pass
587 Notre Dame	10/6/2012	376 rush, 211 pass
583 Duke	11/24/2012	151 rush, 432 pass
574 Notre Dame	12/1/1973	448 rush, 126 pass

##### FEWEST TOTAL YARDS

OPPONENT	DATE	ADD'L STATS
-2 Spring Hill	9/30/1938	-32 rush, 30 pass
-14 Florida A&M	9/13/1980	-47 rush, 61 pass
51 Miami (Ohio)	11/7/1987	-19 rush, 70 pass

#### MOST FIRST DOWNS

OPPONENT	DATE
34 Notre Dame	Oct. 6, 2012
33 Clemson	Oct. 24, 2015
33 Wake Forest	Oct. 31, 2009
30 Boston College	Nov. 23, 1984
30 Florida State	Oct. 13, 2001
30 North Carolina	Oct. 30, 2004
30 NC State	Sept. 29, 2012
30 North Carolina	Oct. 13, 2012
30 Duke	Nov. 24, 2012

#### MOST FIRST DOWNS, RUSHING

OPPONENT	DATE
24 Auburn	Nov. 24, 1944

#### MOST FIRST DOWNS, PASSING

OPPONENT	DATE
23 Louisville	Dec. 28, 2013
20 Boston College	Nov. 23, 1984
20 BYU	Sept. 8, 1990
19 Georgia	Oct. 18, 1963
19 Penn State	Oct. 31, 1981
18 Boston College	Sept. 1, 2012

#### MOST FIRST DOWNS, BY PENALTY

OPPONENT	DATE
6 Virginia Tech	Oct. 24, 1992
6 Duke	Nov. 24, 2012
5 Virginia Tech	Sept. 18, 1982

### PUNT RETURNS

#### MOST YARDS

OPPONENT	DATE
187 Vanderbilt	Nov. 14, 1948

### KICK RETURNS

#### MOST YARDS

OPPONENT	DATE
273 Syracuse	Nov. 28, 1998
222 Tampa	Oct. 10, 1942

### DEFENSE

#### MOST SACKS

OPPONENT	DATE
9 Florida State	Sept. 5, 2005
7 Georgia Tech	Nov. 19, 2005
6 Virginia Tech	Sept. 23, 1995
6 Florida State	Oct. 12, 1996
6 West Virginia	Sept. 27, 1997
6 Syracuse	Nov. 20, 1997
6 USF	Nov. 19, 2011

#### MOST INTERCEPTIONS

OPPONENT	DATE
7 Tulsa	Dec. 1, 1944
7 Texas A&M	Dec. 8, 1944

#### MOST INT RETURN YARDS

OPPONENT	DATE
214 North Carolina	Nov. 14, 2009

### FUMBLES

#### MOST FUMBLES

OPPONENT	DATE
8 Houston	Dec. 5, 1970
8 Louisiana Tech	Sept. 18, 2004
7 Boston College	Nov. 4, 1955



## OPPONENT GAME BESTS

### MOST FUMBLES LOST

	OPPONENT	DATE
6	Florida State	Oct. 5, 1962
6	Tulane	Nov. 7, 1970
6	Vanderbilt	Nov. 15, 1980

### PENALTIES

#### MOST PENALTIES

	OPPONENT	DATE	ADD'L STATS
18	Kentucky	Oct. 30, 1959	148 yards





# 2016 SENIOR HURRICANES



**GAGE BATTEN**  
LINEBACKER/FULLBACK



**KEVIN CARROLL**  
FULLBACK



**JAMAL CARTER**  
DEFENSIVE BACK



**ADRIAN COLBERT**  
CORNER BACK



**STACY COLEY**  
WIDE RECEIVER



**STANDISH DOBARD**  
TIGHT END



**CORN ELDER**  
DEFENSIVE BACK



**FRANK GABRIEL**  
LINEBACKER



**ALEX GALL**  
OFFENSIVE LINE



**JERMAINE GRACE**  
LINEBACKER



**DANNY ISIDORA**  
OFFENSIVE LINE



**RAYSHAWN JENKINS**  
DEFENSIVE BACK



**MALCOLM LEWIS**  
WIDE RECEIVER



**MARQUEZ WILLIAMS**  
FULLBACK



**JUSTIN VOGEL**  
PUNTER/KICKER



*Mark Richt*  
**MARK RICHT**  
HEAD COACH



## 2016 FOOTBALL SCHEDULE



SEPTEMBER 3



SEPTEMBER 10



SEPTEMBER 17



OCTOBER 1



OCTOBER 8



OCTOBER 15



OCTOBER 20



OCTOBER 29



NOVEMBER 5



NOVEMBER 12



NOVEMBER 19



NOVEMBER 26

HOME

AWAY