



# 2017 MIAMI BASEBALL GAME NOTES

Contact: Camron Ghorbi • Miami Athletic Communications • 5821 San Amaro Drive • Coral Gables, FL 33146

HurricaneSports.com • Facebook • Twitter • Instagram: @CanesBaseball

Home to Four National Championships (1982, 1985, 1999, 2001) and 44 Consecutive NCAA Postseason Appearances

## SERIES INFORMATION

Dates: Friday, March 31, 2017 - Sunday, April 2, 2017

Game Times: 7 p.m. | 7 p.m. | 1 p.m.

Site: Coral Gables, Fla. / Mark Light Field (4,999)

TV: ACC Network Extra (all three games)

Flagship Radio: 560 WQAM | WQAM.com (Saturday, Sunday)

Student Radio: WVUM 90.5 FM | WVUM.org (all games)

Spanish Radio: Radio Actualidad 1020/40 AM (Saturday only)

Twitter Updates: @CanesBaseball / @MiamiHurricanes

Live Stats: HurricaneSports.com

Postgame Recap: HurricaneSports.com

Series History: Miami leads, 32-9

Coral Gables: Miami leads, 15-2

Winston-Salem: Miami leads, 13-5

Neutral: Miami leads, 4-2

First Meeting: February 24, 1987 - Miami won, 8-1

Last Meeting: March 22, 2015 - Miami lost, 4-10

Streak: Wake Forest, one win

## MIAMI 11-14, 4-5 ACC

2016: 50-14, 21-7 ACC (first place, Coastal)

Last Game: March 29, 2017 (Fort Myers, Fla.)  
3-0 loss, at No. 12 FGCU

Head Coach: Jim Morris (Elon, 1973)

DI Career: 1,546-677-4 (36th season)

at UM: 1,042-433-3 (24th season)

vs. Wake: 29-9-0

Friday: JR RHP Jesse Lepore (1-3, 4.64 ERA)

Saturday: JR LHP Jeb Bargfeldt (1-2, 2.61 ERA)

Sunday: JR LHP Michael Mediavilla (3-3, 4.85 ERA)

## WAKE FOREST 19-7, 6-3 ACC

2016: 35-27, 13-17 ACC (6th place, Atlantic)

Last Game: March 28, 2017 (Boone, N.C.)  
5-4 win, at Appalachian State

Head Coach: Tom Walter (Georgetown, 1991)

DI Career: 542-536 (21st season)

at Wake: 214-205 (eighth season)

Twitter: @WakeBaseball

Friday: SR RHP Parker Dunshee (4-1, 5.05 ERA)

Saturday: JR RHP Donnie Sellers (3-1, 3.86 ERA)

Sunday: SR RHP Connor Johnstone (3-0, 3.32 ERA)



## GAMES 26-28

CORAL GABLES, Fla. (Alex Rodriguez Park at Mark Light Field)



## MIAMI HURRICANES (11-14, 4-5 ACC)

Head Coach: Jim Morris (Elon, 1973)

Career Division I Record: 1,546-677-4 (36th season) | Record at Miami: 1,042-433-3 (24th season)



VS.

## WAKE FOREST DEMON DEACONS (19-7, 6-3 ACC)

Head Coach: Tom Walter (Georgetown, 1991)

Career Division I Record: 542-536 (21st season) | Record at Wake: 214-205 (eighth season)

## WEEKEND STORY LINES & NEWS

- The Hurricanes open an **eight-game homestand** Friday against **Wake Forest** at Mark Light Field (ACC Network Extra)
- Miami leads the all-time series with the Demon Deacons **32-9**. The Hurricanes **have won 19 of the past 25** head-to-head games, and won **the last series in Winston-Salem, N.C. in 2015**. Miami is **15-2 all-time** against Wake Forest at The Light.
- Last time, Miami fell 3-0 in a midweek game against #12 **FGCU**. Freshman **Greg Veliz** pitched 6.1 strong innings in the loss.
- Junior righthander **Jesse Lepore** (1-3, 4.64 ERA) will oppose Wake Forest's **Parker Dunshee** (4-1, 5.05 ERA) in the opener.
- **Johnny Ruiz** has reached base safely in 18 straight games, while **Romy Gonzalez** leads the team with five home runs.
- Head coach **Jim Morris** has the **fifth-most wins** in Division I history (1,546), the **third-most** wins among active coaches, a **.695** winning percentage (**sixth** among active coaches), and **192** more wins than the next active coach - Mike Fox of UNC.
- The Hurricanes had four different players earn Preseason All-America recognition; **Michael Mediavilla**, **Jesse Lepore** and **Johnny Ruiz** were recognized by *Collegiate Baseball Newspaper* while **Carl Chester** was honored by Baseball America.
- The Hurricanes made their **25th trip to the College World Series in 2016**, finishing with a 50-14 record and a 21-9 mark in ACC play. Miami was the No. 3 national seed for the postseason, and won the **2016 ACC Regular Season Championship**.
- The Canes had **seven** players selected in the 2016 MLB Draft, including Chicago White Sox' first-round pick **Zack Collins**.


## PROJECTED STARTERS



Game 1: RHP **Jesse Lepore**  
1-3, 4.64 ERA



Game 2: LHP **Jeb Bargfeldt**  
1-2, 2.61 ERA



Game 3: LHP **Michael Mediavilla**  
3-3, 4.85 ERA

## POTENTIAL STARTING LINEUP

Pos.	#	Player	AVG	AB	R	H	2B	3B	HR	RBI	SB-SBA
C	40	<b>Joe Gomez</b>	.153	59	7	9	0	0	2	7	0-0
1B	10	<b>Romy Gonzalez</b>	.253	91	19	23	5	1	5	19	6-6
2B	4	<b>Johnny Ruiz</b>	.200	85	12	17	5	1	1	7	1-2
SS	7	<b>Brandon Gali</b>	.273	44	7	12	2	1	0	7	3-4
3B	16	<b>Edgar Michelangeli</b>	.139	72	8	10	1	0	1	6	0-1
LF	51	<b>James Davison</b>	.203	64	10	13	0	1	0	5	6-9
CF	9	<b>Carl Chester</b>	.269	93	15	25	3	0	2	13	3-5
RF	44	<b>Michael Burns</b>	.259	85	7	22	1	1	1	17	2-4
DH	0	<b>Greg Veliz</b>	.114	35	1	4	0	1	0	1	0-0

## 2017 SCHEDULE (11-14, 4-5 ACC)

DATE	DAY	OPPONENT	TIME / RESULT
Feb. 13	Saturday	FanFest & Alumni Game**	W, 9-2
<b>Feb. 17</b>	<b>Friday</b>	<b>RUTGERS</b>	<b>W, 3-0</b>
<b>Feb. 18</b>	<b>Saturday</b>	<b>RUTGERS</b>	<b>W, 8-4</b>
<b>Feb. 19</b>	<b>Sunday</b>	<b>RUTGERS%</b>	<b>L, 6-17</b>
Feb. 22	Wednesday	at FIU	postponed
Feb. 24	Friday	at #2 Florida	L, 0-1
Feb. 25	Saturday	at #2 Florida	L, 0-2
Feb. 26	Sunday	at #2 Florida	L, 2-6
March 1	Wednesday	at FAU	W, 5-2
<b>March 3</b>	<b>Friday</b>	<b>DARTMOUTH</b>	<b>L, 0-1</b>
<b>March 4</b>	<b>Saturday</b>	<b>DARTMOUTH</b>	<b>W, 3-2</b>
<b>March 5</b>	<b>Sunday</b>	<b>DARTMOUTH%</b>	<b>L, 0-5</b>
<b>March 7</b>	<b>Tuesday</b>	<b>FIU</b>	<b>L, 1-12</b>
March 8	Wednesday	at FIU	L, 2-3
<b>March 10</b>	<b>Friday</b>	<b>#23 GEORGIA TECH*</b>	<b>W, 10-8</b>
<b>March 11</b>	<b>Saturday</b>	<b>#23 GEORGIA TECH*</b>	<b>L, 5-7 (11)</b>
<b>March 12</b>	<b>Sunday</b>	<b>#23 GEORGIA TECH*%</b>	<b>W, 17-7</b>
<b>March 14</b>	<b>Tuesday</b>	<b>MAINE</b>	<b>W, 4-3</b>
<b>March 15</b>	<b>Wednesday</b>	<b>MAINE</b>	<b>W, 7-2</b>
March 17	Friday	at NC State*	L, 3-5
March 18	Saturday	at NC State*	L, 2-5
March 19	Sunday	at NC State*	W, 7-5
<b>March 22</b>	<b>Wednesday</b>	<b>FAU</b>	<b>W, 7-5</b>
March 24	Friday	at #8 North Carolina*	L, 2-7
March 25	Saturday	at #8 North Carolina*	L, 3-6
March 26	Sunday	at #8 North Carolina*	W, 6-2
March 29	Wednesday	at #12 FGCU	L, 0-3
<b>March 31</b>	<b>Friday</b>	<b>WAKE FOREST*</b>	<b>7:00 p.m.</b>
<b>April 1</b>	<b>Saturday</b>	<b>WAKE FOREST*%</b>	<b>7:00 p.m.</b>
<b>April 2</b>	<b>Sunday</b>	<b>WAKE FOREST*%</b>	<b>1:00 p.m.</b>
<b>April 5</b>	<b>Wednesday</b>	<b>ST. THOMAS (FL)</b>	<b>6:00 p.m.</b>
<b>April 8</b>	<b>Saturday</b>	<b>DUKE*</b>	<b>7:00 p.m.</b>
<b>April 9</b>	<b>Sunday</b>	<b>DUKE*%</b>	<b>2:00 p.m.</b>
<b>April 10</b>	<b>Monday</b>	<b>DUKE*</b>	<b>7:00 p.m.</b>
<b>April 12</b>	<b>Wednesday</b>	<b>FGCU</b>	<b>6:00 p.m.</b>
April 14	Friday	at Pittsburgh*	6:00 p.m.
April 15	Saturday	at Pittsburgh*	3:00 p.m.
April 16	Sunday	at Pittsburgh*	1:00 p.m.
<b>April 19</b>	<b>Wednesday</b>	<b>FAU</b>	<b>6:00 p.m.</b>
<b>April 21</b>	<b>Friday</b>	<b>FLORIDA STATE*%</b>	<b>7:00 p.m.</b>
<b>April 22</b>	<b>Saturday</b>	<b>FLORIDA STATE*%</b>	<b>7:00 p.m.</b>
<b>April 23</b>	<b>Sunday</b>	<b>FLORIDA STATE*%</b>	<b>1:00 p.m.</b>
<b>April 26</b>	<b>Wednesday</b>	<b>FIU</b>	<b>6:00 p.m.</b>
April 28	Friday	at Boston College*	2:30 p.m.
April 29	Saturday	at Boston College*	1:30 p.m.
April 30	Sunday	at Boston College*	1:00 p.m.
<b>May 5</b>	<b>Friday</b>	<b>BETHUNE-COOKMAN%</b>	<b>7:00 p.m.</b>
<b>May 6</b>	<b>Saturday</b>	<b>BETHUNE-COOKMAN%</b>	<b>7:00 p.m.</b>
<b>May 7</b>	<b>Sunday</b>	<b>BETHUNE-COOKMAN%</b>	<b>1:00 p.m.</b>
<b>May 10</b>	<b>Wednesday</b>	<b>UCF</b>	<b>7:00 p.m.</b>
May 12	Friday	at Virginia*	6:00 p.m.
May 13	Saturday	at Virginia*	4:00 p.m.
May 14	Sunday	at Virginia*	1:00 p.m.
<b>May 16</b>	<b>Tuesday</b>	<b>FGCU</b>	<b>7:00 p.m.</b>
<b>May 18</b>	<b>Thursday</b>	<b>VIRGINIA TECH*%</b>	<b>7:00 p.m.</b>
<b>May 19</b>	<b>Friday</b>	<b>VIRGINIA TECH*%</b>	<b>7:00 p.m.</b>
<b>May 20</b>	<b>Saturday</b>	<b>VIRGINIA TECH*%</b>	<b>1:00 p.m.</b>
May 23-28	Tues.-Sun.	2017 ACC Championship (Louisville, Ky.)	

Home games in CAPS, played at Mark Light Field in Coral Gables, Fla.

\* indicates Atlantic Coast Conference game

% indicates game will be carried on 560 WQAM | all games carried on WVUM 90.5 FM

## UNIVERSITY INFORMATION

<b>Location</b>	Coral Gables, Fla.
<b>Enrollment</b>	15,629
<b>Founded</b>	1925
<b>Nickname</b>	Hurricanes
<b>Colors</b>	Orange (PMS 1665), Green (PMS 3435) and White
<b>President</b>	Dr. Julio Frenk
<b>Athletics Director</b>	Blake James
<b>Conference</b>	Atlantic Coast Conference
<b>Stadium / Capacity</b>	Alex Rodriguez Park at Mark Light Field / 4,999
<b>Ticket Office Phone</b>	305-284-2263

## BASEBALL COACHING / SUPPORT STAFF

<b>Head Coach</b>	Jim Morris
<b>Record at Miami / Seasons</b>	1,042-433-3 (.710) / 23
<b>Career Division I Record / Seasons</b>	1,546-677-4 (.697) / 35
<b>Career Coaching Record / Seasons</b>	1,677-716-4 (.702) / 39

<b>Associate Head Coach / Recruiting Coord. / Hitting</b>	Gino DiMare (Miami, 1998)
<b>Assistant Coach / Pitching</b>	J.D. Arteaga (Miami, 2002)
<b>Assistant Coach / Catchers</b>	Norberto Lopez (Nova Southeastern, 1999)

<b>Strength &amp; Conditioning Coach</b>	Brian Gabriel (Incarnate Word, 1996)
<b>Athletic Trainer</b>	H.R. Powell (Montclair State, 2013)

<b>Director of Baseball Operations / Camps</b>	Robert "G.M." McDaniel (FIU, 2003)
--	------------------------------------

## PROGRAM HISTORY

<b>First Year of Baseball</b>	1940
<b>All-Time Program Record</b>	2,516-1,018-18 (.710)
<b>College World Series Appearances / Last</b>	25 / 2016
<b>College World Series Record</b>	48-42 (.533)
<b>NCAA Regional Appearances / Last</b>	45 / 2016
<b>NCAA Regional Record</b>	125-44 (.740)
<b>NCAA Super Regional Appearances / Last</b>	12 / 2016
<b>NCAA Super Regional Record</b>	18-11 (.621)
<b>Last Postseason Opponent</b>	UC Santa Barbara / 2016
	College World Series (Omaha, Neb.)
<b>Result</b>	Lost, 3-5

## POSTSEASON HISTORY

**National Championships: 4** (1982, 1985, 1999, 2001)

**College World Series Appearances: 25** (1974, 1978, 1979, 1980, 1981, 1982, 1984, 1985, 1986, 1988, 1989, 1992, 1994, 1995, 1996, 1997, 1998, 1999, 2001, 2003, 2004, 2006, 2008, 2015, 2016)

**Super Regional Appearances: 12** (1999, 2000, 2001, 2002, 2003, 2004, 2005, 2006, 2008, 2010, 2015, 2016)

**Super Regional Titles: 8** (1999, 2001, 2003, 2004, 2006, 2008, 2015, 2016)

**NCAA Regional Appearances: 45** (1971, 1973, 1974, 1975, 1976, 1977, 1978, 1979, 1980, 1981, 1982, 1983, 1984, 1985, 1986, 1987, 1988, 1989, 1990, 1991, 1992, 1993, 1994, 1995, 1996, 1997, 1998, 1999, 2000, 2001, 2002, 2003, 2004, 2005, 2006, 2007, 2008, 2009, 2010, 2011, 2012, 2013, 2014, 2015, 2016)

**NCAA Regional Titles: 29** (1974, 1978, 1979, 1980, 1981, 1982, 1984, 1985, 1986, 1988, 1989, 1992, 1994, 1995, 1996, 1997, 1998, 1999, 2001, 2002, 2003, 2004, 2005, 2006, 2008, 2010, 2015, 2016)

 **BASEBALL****2017 UNIVERSITY OF MIAMI BASEBALL ROSTER**

No.	Name	B/T	POS.	HT.	WT.	Year	Hometown / High School / Previous School
0	Gregory Veliz	L/R	RHP / INF	6-2	205	Fr.	Key West, Fla. (North Broward Prep)
2	Randy Batista	S/R	INF	5-11	195	Sr.	Kissimmee, Fla. (Indian River) (Gateway)
4	Johnny Ruiz	L/R	INF	5-11	195	Sr.	Coral Gables, Fla. (Westminster Christian)
7	Brandon Gali	R/R	INF	5-11	170	Jr.	Louisville, Ky. (Polk State) (Eastern)
9	Carl Chester	R/R	OF	6-0	205	Jr.	Longwood, Fla. (Lake Brantley)
10	Romy Gonzalez	R/R	3B	6-2	200	So.	Miami, Fla. (American Senior)
14	Mason Studstill	R/R	RHP	6-2	205	Fr.	Titusville, Fla. (Rockledge Senior)
16	Edgar Michelangeli	R/R	INF	6-1	210	RSr.	Miami, Fla. (Florida Christian)
17	Christopher Barr	L/L	1B	6-1	200	RSr.	Royal Palm Beach, Fla. (Royal Palm Beach)
18	Michael Mediavilla	R/L	LHP	6-5	225	Jr.	Hialeah, Fla. (Mater Academy)
19	Jeb Bargfeldt	L/L	LHP	6-0	175	Jr.	Owasso, Okla. (Cisco College) (Wichita St.) (Owasso)
21	Hunter Tackett	R/R	OF	6-3	186	Jr.	Knoxville, Tenn. (NW Fla. St.) (Auburn) (Anderson County)
22	Albert Maury, Jr.	R/R	RHP	6-2	205	Fr.	Miami, Fla. (Belen Jesuit)
24	Michael Amditis	R/R	C	5-11	190	Fr.	Boca Raton, Fla. (Boca Raton Community)
27	Daniel Epstein	L/L	LHP	6-0	175	RSo.	Weston, Fla. (University School)
28	Alex Sanchez	R/R	C	5-9	198	RSo.	Harlem, N.Y. (Galveston) (MCSM)
30	Michael Perez	R/R	RHP	6-1	210	RJr.	Miami, Fla. (Miami Dade College) (FIU) (Killian)
31	Barry Buchowski	R/R	OF	6-3	230	Sr.	Moorestown, N.J. (Indian River) (St. Augustine Prep)
32	Evan McKendry	R/R	RHP	6-3	210	Fr.	Pembroke Pines, Fla. (North Broward Prep)
34	Daniel Rivero	R/R	RHP	6-3	200	Fr.	Davie, Fla. (Pembroke Pines Charter)
35	Andrew Cabezas	R/R	RHP	6-0	180	So.	Miami Gardens, Fla. (Coral Gables Senior)
37	Keven Pimentel	R/R	RHP	6-3	225	So.	Huntington Station, N.Y. (Montverde Academy)
39	Cooper Hammond	R/R	RHP	6-3	205	RJr.	Venice, Fla. (Venice Senior)
40	Joe Gomez	S/R	C	6-0	190	Sr.	Wellington, Fla. (Indian River) (King Academy)
43	Nico Baldor	L/R	OF	6-1	190	Fr.	Tampa, Fla. (Jesuit)
44	Michael Burns	R/R	OF	5-9	180	RJr.	Littleton, Colo. (Cisco College) (Wichita St.) (Columbine)
45	Ryan Guerra	R/R	RHP	6-1	220	Sr.	Miami, Fla. (Broward) (Christopher Columbus)
47	Enrique Sosa	R/R	RHP	5-10	180	RSr.	Panama City, Panama (Academia Interamericana)
51	James Davison	L/R	OF	5-7	150	Jr.	Dolton, Ill. (Howard College) (Morgan Park)
52	Frankie Bartow	R/R	RHP	6-3	200	So.	Miami, Fla. (TERRA)
53	Anthony Masiello	L/L	LHP	6-2	180	Fr.	Parkland, Fla. (North Broward Prep)
55	Jesse Lepore	R/R	RHP	6-4	215	Jr.	Beverly Hills, Fla. (Trinity Catholic)

**Head Coach:** Jim Morris, Elon (1973), 24th season

**Assistant Coaches:** Gino DiMare, Miami (1998), 18th season

J.D. Arteaga, Miami (2002), 15th season

Norberto Lopez, Nova Southeastern (1999), second season

**Student Coach:** Blake Tekotte, Miami

**Strength & Conditioning Coach:** Brian Gabriel, Incarnate Word (1996), fourth season

**Director of Baseball Operations & Camps:** Robert McDaniel, FIU (2003), 15th season

**Athletic Trainer:** H.R. Powell, Montclair State (2013), second season

**Communications:** Camron Ghorbi, Miami (2011), sixth season

**PRONUNCIATION GUIDE**

Michael <b>Amditis</b>	am-DEE-tiss
J.D. <b>Arteaga</b>	are-tee-AH-gah
Jeb <b>Bargfeldt</b>	barg-feld
Barry <b>Buchowski</b>	buh-KOW-skee
Frankie <b>Bartow</b>	bar-TOE
Andrew <b>Cabezas</b>	kuh-BAY-suss
Gino <b>DiMare</b>	duh-MAWR-ee
Brandon <b>Gali</b>	GAL-ee
Jesse <b>Lepore</b>	leh-POR-ee
Anthony <b>Masiello</b>	mawh-see-EHL-oh
Michael <b>Mediavilla</b>	med-EE-uh-VEE-uh
Edgar <b>Michelangeli</b>	my-cuh-LANJ-uh-lee
Keven <b>Pimentel</b>	PIM-in-tell
Gregory <b>Veliz</b>	vuh-LEEZ



**3 JIM MORRIS HEAD COACH**

**THE HURRICANES SKIPPER**

- 1999 & 2001 National Coach of the Year (*Collegiate Baseball*)
- 1999 & 2001 National Coach of the year (*ABCA*)
- 1994 Coach of the Year (*Baseball America*)
- 2008 ACC Coach of the Year

It doesn't matter if his roster is full of rookies or veterans, University of Miami head coach Jim Morris continues to produce some of college baseball's most consistent and dominant teams entering his 24th season in Coral Gables. With a talented staff around him, Morris' Hurricanes are continually the class of collegiate baseball, having won national titles in 1999 and 2001 and the ACC Baseball Regular Season Championship in 2008, 2014 and 2016.

In his 23-season tenure at Miami, no program has qualified for the College World Series as much as Morris and his Hurricanes. Miami, which has qualified for the NCAA Tournament a college baseball-record 44 consecutive years, has made it to Omaha in 13 of Morris' 23 seasons in Coral Gables - including most recently in 2016, when Miami was awarded the No. 3 national seed for the NCAA postseason.

Morris set an NCAA record for guiding a program to the CWS in each of his first six years at UM. In addition, Morris has won 17 of 23 NCAA Regional appearances at UM, including a record 13 straight to start his tenure in Coral Gables. His teams have qualified for NCAA Regionals for the last 32 years - all 23 at Miami and his final nine at Georgia Tech.

A three-time national coach of the year and 2008 Atlantic Coast Conference Coach of the Year, Morris has directed the Hurricanes to a 1,042-433-3 (.707) mark since arriving in 1994. Including his 12 seasons at Georgia Tech (1982-93), Morris has forged a 1,546-677-4 (.695) Division I record in 35 years as a head coach. Overall, Morris has been the head coach at the collegiate level for 39 seasons, spending the first four at DeKalb (Ga.) C.C. from 1976-79, and has recorded a 1,677-716-4 (.701) mark.

In addition to carrying on Miami's great baseball reputation in the last 23 years, Morris personally led the charge in the construction of Alex Rodriguez Park, and logged hundreds of hours raising funds for the stadium's renovation prior to its reopening in 2009.

Morris reached two coaching milestones in 2016, as he led the program to its 25th College World Series appearance in history, its third straight ACC Coastal Division title and the program's second ACC Regular Season Championship in a three-year span.

Morris became just the sixth coach in the history of Division I baseball to reach the 1,500-win plateau when Miami topped Louisville 8-4 in dramatic fashion on March 18, 2016. Eight days later, Miami topped Clemson 5-4 in 11 innings - also in walk-off fashion - to send Morris to his 1,000th win at the helm of the Hurricanes.

Under his direction, the Hurricanes set the program record for fielding percentage with a sparkling .983 mark in 2016, a figure that ranked best nationwide. Seven Hurricanes were selected in the 2016 Major League Baseball First-Year Player Draft, including the program's first first-round selection since 2010 in catcher Zack Collins (No. 10, Chicago White Sox). Morris also helped guide two Hurricanes to a pair of major awards: Collins became the first Hurricane to win the Johnny Bench Award as the nation's top collegiate catcher in 2016, while Bryan Garcia set the program saves record and became the first Hurricane to win the NCBWA Stopper of the Year Award.

Morris entered 2015 as among the winningest active coaches in Division I baseball with 1,435 wins. He wasted little time in moving up the record books, moving into sole



possession of eighth place in all-time wins (1,439) on Feb. 15 with a 25-4 win over Rutgers and then seventh place with a 9-5 win over Louisville on March 7 (1,445).

Miami captured the 2014 ACC Regular Season Championship under his watch, recording 24 wins in conference play for the first time in program history.

Morris reached two coaching milestones in the first half of the 2014 season. He became just the eighth Division I coach to reach 1,400 wins in a 5-2 win over Boston College on March 8, and won his 900th game at Miami in a 7-1 upset of No. 3 Virginia on March 22.

Among the players Morris coached at Miami that have gone on to play in the Major Leagues are Peter O'Brien (Kansas City), Chris Hermann (Arizona), Yasmani Grandal (Los Angeles Dodgers), Jemile Weeks (Boston), Danny Valencia (Oakland), Jon Jay (Chicago), Yonder Alonso (Oakland), Ryan Braun (Milwaukee), Ryan Jackson (St. Louis), Pat Burrell (Philadelphia), Alex Cora (New York Mets), Bobby Hill (San Diego), Aubrey Huff (Detroit), Chris Perez (Cleveland), Cesar Carrillo (San Diego), Brian Barton (St. Louis), Gaby Sanchez (Florida), Charlton Jimerson (Houston), Jay Tessmer (New York Yankees), Danny Graves (Cincinnati) and Jason Michaels (Houston), among many others. From his days at Georgia Tech include Nomar Garciaparra (Los Angeles), Jay Payton (Oakland) and Jason Varitek (Boston).

Morris has also enjoyed success on the international scene. From 1989-90, Morris served as head coach of the USA Baseball team that won a Silver Medal in the 1989 Presidential Cup (Taiwan), Bronze Medal at the Goodwill Games and the 1990 International Baseball Association (IBA) World All-Star Game in Atlanta.

**FAMILY MAN**

Coach Morris and his wife Nhan live in Miami with their five-year old son, James W. Morris IV (Will).

**WEEKEND NEWS & NOTES**

**MIAMI OPENS HOMESTAND WITH WAKE FOREST**

- The Hurricanes will open an **eight-game homestand** with an ACC series against visiting **Wake Forest** from March 31 - April 2 at Alex Rodriguez Park at Mark Light Field (ACC Network Extra).
- Miami carries a commanding **32-9 all-time series lead** against the Demon Deacons, and have won **19 of the last 25 matchups**.
- The Canes have not played Wake Forest at Mark Light Field since **2012**, but are **15-2** against the Demon Deacons **at home all-time**.
- Miami junior righthander **Jesse Lepore** (1-3, 4.64 ERA) will start opposite Wake Forest's **Parker Dunshee** (4-1, 5.05 ERA) Friday night.

**LAST TIME OUT: MIAMI FALLS 3-0 TO #12 FGCU**

- Despite another impressive start by freshman righthander **Greg Veliz**, the Hurricanes could not come up with enough offense in a 3-0 loss to FGCU on Wed., March 29 in Fort Myers, Fla.
- Veliz tossed a **career-long 6.1 innings** and surrendered just one run. He struck out four batters, walked three and allowed three hits.
- The loss snapped a three-game winning streak for Miami over FGCU, and was the first-ever defeat for Miami in Fort Myers; the Hurricanes entered the game 6-0 all-time on the road at FGCU.
- Senior infielder **Johnny Ruiz** reached base safely for the 19th straight game with a first-inning single.

**HEATING UP**

- Over the last 15 games, junior **Michael Burns** has led the Canes with a .291 average (16-for-55). He has a team-best 14 RBI, a .381 on-base percentage and has 21 total bases over that stretch.
- Over his last three starts, junior lefthander **Michael Mediavilla** is **3-0** with a 4.15 ERA with 16 strikeouts compared to six walks in 17.1 innings. In his first three starts, Mediavilla was 0-3 with a 5.84 ERA.
- Senior **Johnny Ruiz** has reached base in 19 straight games.
- Since being reinserted into the starting lineup on March 18, junior shortstop **Brandon Gali** has led the team with a .292 average (7-for-24) and has one double, one triple and five RBI in six games.
- Four Miami hitters are batting over .300 in conference play: junior **Michael Burns** (.343), **Gali** (.333), junior **Carl Chester** (.324) and **Gonzalez** (.314).

**LOOKING FOR A FOUR-PEAT**

- Miami won its **third straight ACC Coastal Division title** in 2016, posting a **21-7 record in ACC play** to earn the division crown.
- The Hurricanes have won **67 ACC games in the prior three seasons** - the **most wins in a three-year stretch by any program since ACC expanded to a 30-game conference schedule** in 2005.
- Miami has won the ACC Regular Season Championship three times, most recently in **2016** when the Canes finished **21-7**; **UM won the ACC regular season crown & ACC Tournament in 2008**.
- The Hurricanes have won **four ACC Coastal Division titles** (2008, 2014, 2015, 2016) in history and **one ACC Championship** (2008).
- Since the beginning of the **2014** season, Miami has won **25 of its past 33 ACC series**. The Hurricanes went **8-2** in ACC series in **2014**, **7-3** in **2015**, **9-1** in **2016** and are **1-2** in **2017**.

**SERIES RESULTS: LAST 10**

**Miami / Wake (Canes lead, 6-4)**

2015	3/22	Winston-Salem, N.C.	L	4-10
2015	3/21	Winston-Salem, N.C.	W	12-7
2015	3/20	Winston-Salem, N.C.	W	15-2
2013	5/12	Winston-Salem, N.C.	L	3-9
2013	5/11	Winston-Salem, N.C.	L	4-5
2013	5/10	Winston-Salem, N.C.	W	8-3
2013	5/25%	Greensboro, N.C.	W	6-3
2012	5/13	Coral Gables, Fla.	W	6-3
2012	5/12	Coral Gables, Fla.	L	2-7
2012	5/11	Coral Gables, Fla.	W	11-0

& indicates ACC Championship Pool game

**TEAM COMPARISON**

MIAMI		WAKE
.206	<b>AVG</b>	.318
12	<b>HR</b>	48
103	<b>RUNS</b>	236
.324	<b>OBP</b>	.418
4.20	<b>ERA</b>	4.27
187	<b>K</b>	236
.246	<b>B/AVG</b>	.248

**UM IN THE POLLS: PRESEASON**

- *Collegiate Baseball*: #8
- USA Today Coaches Poll: #17
- D1Baseball.com: #21

**LAST 5 OPENING DAY STARTERS**

<b>2017</b>	Jesse Lepore vs. Rutgers (W)
<b>2016</b>	Thomas Woodrey vs. Rutgers (W)
<b>2015</b>	Andrew Suarez vs. Rutgers (ND)
<b>2014</b>	Chris Diaz vs. Maine (W)
<b>2013</b>	Chris Diaz vs. Rutgers (ND)

**WINNINGEST ACTIVE COACHES (3/30)**

1) Mike Martin (Florida State) - 1,916
2) Mark Marquess (Stanford) - 1,599
3) <b>JIM MORRIS (Miami) - 1,546</b>
4) Mike Fox (North Carolina) - 1,355
5) Paul Mainieri (LSU) - 1,342
6) John Anderson (Minnesota) - 1,223
7) Keith Guttin (Missouri St.) - 1,191
8) Danny Hall (Georgia Tech) - 1,183
9) Wayne Graham (Rice) - 1,122
10) Mike Gillespie (UC Irvine) - 1,112

**USA TODAY: MARCH 27 POLL**

- 1) Oregon State
- 2) Texas Tech
- 3) Louisville
- 4) TCU
- 5) Clemson
- 6) South Carolina
- 7) North Carolina\*
- 8) LSU
- 9) Florida\*
- 10) Florida State\*
- 11) Arizona
- 12) Florida Gulf Coast\*
- 13) St. John's
- 14) Stanford
- 15) Cal State Fullerton
- 16) Virginia\*
- 17) Auburn
- 18) Oklahoma
- 19) Kentucky
- 20) Arkansas
- 21) Baylor
- 22) Mississippi
- 23) Missouri
- 24) Louisiana-Lafayette
- 25) Houston

\* indicates 2017 opponent

**ACC PRESEASON POLL**

Atlantic Division

- 1) Florida State (10) - 93
- 2) Louisville (2) - 79
- 3) Clemson (1) - 66
- 4) NC State (1) - 64
- 5) Wake Forest - 38
- T-6) Boston College - 26
- T-6) Notre Dame - 26

Coastal Division

- 1) North Carolina (6) - 86
- 2) Virginia (4) - 84
- 3) **MIAMI (3) - 77**
- 4) Georgia Tech (1) - 59
- 5) Duke - 40
- 6) Virginia Tech - 26
- 7) Pittsburgh - 20

Overall Champion:

- Florida State (10)  
Tie - four teams (1)

**WEEKEND NEWS & NOTES**

**SUPER SOPHOMORES: CABEZAS & BARTOW**

- Two of Miami's top contributors out of the bullpen have been sophomore righthanders **Frankie Bartow** and **Andrew Cabezas**.
- Over the past 15 games, Cabezas has made nine appearances and has **19 strikeouts** compared to four walks in his last 14.2 innings. He has compiled an impressive 3.68 ERA over the stretch, and earned his first save with two scoreless innings on March 14 vs. Maine.
- Bartow leads UM with **six saves** and has a **2.45 ERA** in 11.0 innings. He was a **Louisville Slugger Freshman All-America** in 2016.

**ONE OF THE GAME'S TOP SKIPPERS**

- Jim Morris' **1,546** wins at the Division I level are **fifth-most** in the history of college baseball and **third-most** among active skippers.
- Miami's first ACC series against Georgia Tech pitted two of the winningest coaches in college baseball history: **Morris** and Georgia Tech's **Danny Hall** (1,182), who replaced Morris in Atlanta when Morris was named Miami's head coach prior to the **1994** season.
- Morris reached two major milestones in 2016 - he became the **fifth coach** to reach **1,500** wins on March 18 against Louisville and won his **1,000th game** at Miami on March 26 vs. Clemson.

**OFFENSE SPARKS SERIES WIN VS. JACKETS**

- Miami had **37 hits against the Yellow Jackets** in its most recent ACC series win. The Hurricanes totaled **23 walks, reached base at a .486 clip as a team**, and **slugged .532** to win their **third straight series** against Georgia Tech dating to **2015**.
- Junior **Carl Chester** batted .500 for the week (10-for-20) for Miami, including a **.615** (8-for-13) average against the Jackets. He recorded a **.666** on-base percentage and **.846** slugging percentage.
- Junior **James Davison** started at leadoff all three games against the Jackets and thrived; he **reached base at a .588 clip** and scored a **team-best seven runs**. He batted .417 for the weekend.
- Miami's 37 hits against Georgia Tech were more than its combined total in the **previous seven games** (36). UM had double-digit hit totals in each game - **10 in Game 1, 12 in Game 2** and **15 in Game 3**.

**WELCOME TO THE LIGHT!**

- Miami has made College World Series trips in back-to-back seasons (2015 and 2016) thanks in large part to its **dominant play inside the confines of Alex Rodriguez Park at Mark Light Field**.
- Since the start of the 2015 season, Miami is a whopping **77-13** in its last **90 home games**, including its 2017 Opening Weekend series against Rutgers and opening ACC home series against Georgia Tech.
- Miami finished **36-5** at home in 2015 and **34-6** at home in 2016. The Hurricanes went **13-2 in ACC play** at The Light in 2015 and **12-3 at home in ACC** play in 2016.

**HIGH EXPECTATIONS**

- Miami was ranked in the **top 25 in preseason polls** from three major college baseball outlets, including a **No. 8** ranking from *Collegiate Baseball Newspaper*, **No. 17** the *USA Today Coaches Poll* and a **No. 21** ranking from *D1Baseball*.
- Miami have won **three straight ACC Coastal Division titles** and have won the **ACC Regular Season two of the past three years**.

**2016 TEAM LEADERS: RETURNERS**

**OFFENSE**

**Average:** J. Ruiz (.342)  
**Games Played:** J. Ruiz / C. Chester (64)  
**Games Started:** J. Ruiz / C. Chester (64)  
**At Bats:** C. Chester (253)  
**Runs:** C. Chester (56)  
**Hits:** C. Chester (85)  
**Doubles:** J. Ruiz (17)  
**Triples:** J. Ruiz / C. Barr (3)  
**Home Runs:** E. Michelangeli (5)  
**Runs Batted In:** J. Ruiz (57)  
**Total Bases:** J. Ruiz (115)  
**SLG Percent:** J. Ruiz (.491)  
**Walks:** J. Ruiz (38)  
**On Base Percentage:** J. Ruiz (.431)  
**Stolen Bases:** C. Chester (16)

**PITCHING**

**ERA:** J. Lepore (2.20)  
**Wins:** M. Mediavilla (11)  
**Losses:** M. Mediavilla (2)  
**Appearances:** F. Bartow (43)  
**Starts:** M. Mediavilla (18)  
**Complete Games:** N/A (0)  
**Saves:** K. Pimentel (2)  
**Innings:** M. Mediavilla (103.1)  
**Hits Allowed:** M. Mediavilla (88)  
**Runs Allowed:** M. Mediavilla (42)  
**Earned Runs Allowed:** M. Mediavilla (39)  
**Walks:** M. Mediavilla (43)  
**Strikeouts:** M. Mediavilla (85)  
**Wild Pitches:** A. Cabezas (5)  
**B/AVG:** J. Lepore (.221)

**THE LAST TIME A HURRICANE...**

<b>Led Off Game with HR...</b>	Carl Chester (3/21/2015 vs. Wake Forest)
<b>Back-to-Back Games with Leadoff HR ...</b>	Charlton Jimerson (6/09/2001, 6/11/2001)
<b>Had Six Hits in a Game...</b>	Mark Sobolewski (3/18/2008 vs. Cornell)
<b>Five Hits...</b>	George Iskenderian (6/12/2015 vs. FAU)
<b>Two Hits in One Inning...</b>	Zack Collins (3/6/2016 vs. Manhattan)
<b>Hit Three HR's in a Game...</b>	David Thompson (5/15/2015 vs. Georgia Tech)
<b>Two HR's...</b>	Romy Gonzalez (2/26/2017 vs. Florida)
<b>Hit Two HR's in One Inning...</b>	Kevin Brown (3/16/1999 vs. Ohio State)
<b>Hit Pinch Hit HR...</b>	Sebastian Diaz (5/2/2014 vs. Alabama St.)
<b>Hit Inside the Park HR...</b>	Paco Figueroa (5/8/2005 vs. Jacksonville)
<b>Hit Grand Slam...</b>	Randy Batista (5/1/2016 vs. Florida A&M)
<b>Hit for the Cycle...</b>	Gaby Sanchez (5/2/2003 vs. Pace)
<b>Recorded 10 RBI in One Game...</b>	Kevin Brown (5/27/2001 vs. Stetson)
<b>Nine RBI...</b>	David Thompson (5/15/2015 vs. Georgia Tech)
<b>Eight RBI...</b>	Danny Valencia (4/9/2005 vs. Virginia)
<b>Seven RBI...</b>	Michael Burns (3/12/2017 vs. Georgia Tech)
<b>Six RBI...</b>	Jacob Heyward (5/16/2015 vs. Georgia Tech)
<b>Threw Complete Game Shutout...</b>	Thomas Woodrey (5/14/2015 vs. Georgia Tech)
<b>Recorded Back-to-Back CG's...</b>	David Gil (5/12/2000, 5/27/2000)
<b>Recorded CG 1-Hit S/O...</b>	Thomas Woodrey (5/14/2015 vs. Georgia Tech)
<b>Recorded a Perfect Game...</b>	Javi Salas (3/4/2014 vs. Villanova)
<b>Recorded a No-Hitter (non-PG)...</b>	Alex Fernandez (3/18/1989 vs. Maine)
<b>Struck Out 10 Batters...</b>	Michael Mediavilla (3/12/2017 vs. Georgia Tech)
<b>Recorded Three-Pitch Inning...</b>	Chris Hernandez (6/2/2010 vs. Florida)
<b>Recorded Three Pickoffs in a Game...</b>	Brian Walker (3/16/2001 vs. East Carolina)



## WEEKEND NEWS AND NOTES

### DESTINATION: OMAHA

- Miami made its second straight trip to the **College World Series in 2016**, marking the program's 25th all-time trip to Omaha, Neb.
- Miami's **25** College World Series trips are the **second-most of any program** in the country. The Hurricanes have won **48 games** in the College World Series, the **fourth-most** of any program; Miami's **four national championships** rank **fifth-most**.
- Since the NCAA began award national seeds prior to 1999, Miami has been **among the top eight seven seasons: 1999 (#1), 2001 (#2), 2003 (#8), 2004 (#3), 2008 (#1), 2015 (#5) and 2016 (#3)**.
- The Hurricanes have **never missed the College World Series** when earning a **national seed**, making it all eight times they've earned the distinction.

### FOUR TO WATCH

- Four Hurricanes picked up 2017 Preseason All-America honors: junior outfielder **Carl Chester**, junior righthander **Jesse Lepore**, junior lefthander **Michael Mediavilla** and senior infielder **Johnny Ruiz**.
- Chester, a *Baseball America* Preseason All-America third-team selection, was among 55 players named to the initial watch list for the **2017 Golden Spikes Award** by USA Baseball on Feb. 15.
- Sophomore reliever **Frankie Bartow**, who was recognized as a Louisville Slugger Freshman All America last season, was named to the watch list for the **2017 Stopper of the Year Award** by NCBWA; former closer Bryan Garcia won the prestigious award in 2016.
- UM had three All-Americans in 2016: **Zack Collins** (several publications), **Garcia** (NCBWA) & **Mediavilla** (ABCA/Rawlings).

### DEATH, TAXES & THE NCAA POSTSEASON

- The Miami Hurricanes extended their own college baseball record with a **44th consecutive trip to the NCAA postseason** in 2016. Miami has made the postseason each year since 1973.
- The Hurricanes' 44 straight trips to the NCAA postseason are the **longest active postseason streak of any Division I program** in any sport nationwide.
- Miami's **25 College World Series trips** are the second-most of any program all-time, trailing only Texas.
- Jim Morris has led teams to the NCAA postseason in **32 straight years - all 23 years at Miami & final nine years at Georgia Tech**.
- Miami is the **only school in the state of Florida** to have won a **national championship**; UM won titles in **1982, 1985, 1999 & 2001**.

### adidas RELEASES HERITAGE COLLECTION

- To gear up for the 2017 season, adidas Baseball partnered with Arizona State, Louisville, Miami, Mississippi State, Nebraska, N.C. State and Texas A&M to create the **adidas Baseball Heritage Collection**.
- Working with each school, adidas designers dove into the **archives, vaults and libraries** to research logos, word marks, styling and materials to create the retro looks.
- Retro Jersey dates for Miami's jersey: **1970s and '80s era Miami teams**. The jersey features iconic old English blocking with a classic fit and design lines along with modern moisture wicking materials. The cap features an old English gray "M" logo to complete the look.
- The Hurricanes baseball team is in its second season wearing adidas uniforms and apparel.

## MORRIS ERA: YEAR-BY-YEAR

2017		11-14
2016	<i>College World Series</i>	50-14
2015	<i>College World Series</i>	50-17
2014	NCAA Regional	44-19
2013	NCAA Regional	37-25
2012	NCAA Regional	36-23
2011	NCAA Regional	38-23
2010	NCAA Super Regional	43-20
2009	NCAA Regional	38-22
2008	<i>College World Series</i>	53-11
2007	NCAA Regional	37-24
2006	<i>College World Series</i>	42-24
2005	NCAA Super Regional	41-19-1
2004	<i>College World Series</i>	50-13
2003	<i>College World Series</i>	45-17-1
2002	NCAA Super Regional	34-29
2001	<b>National Champions</b>	53-12
2000	NCAA Super Regional	41-19-1
1999	<b>National Champions</b>	50-13
1998	<i>College World Series</i>	51-12
1997	<i>College World Series</i>	51-18
1996	<i>College World Series</i>	40-14
1995	<i>College World Series</i>	48-17
1994	<i>College World Series</i>	49-14

## ACC YEAR-BY-YEAR RECORDS

2017	4-5	T-Second Place, Coastal
2016	<b>21-7</b>	<b>First Place, Coastal</b>
2015	<b>22-8</b>	<b>First Place, Coastal</b>
2014	<b>24-6</b>	<b>First Place, Coastal</b>
2013	14-16	Fifth Place, Coastal
2012	16-14	Third Place, Coastal
2011	19-10	Fourth Place, Coastal
2010	20-10	Third Place, Coastal
2009	18-12	Third Place, Coastal
2008	<b>23-5</b>	<b>First Place, Coastal</b>
2007	17-13	Third Place, Coastal
2006	17-13	Fourth Place, Coastal
2005	19-10-1	Third Place, ACC*

\* no Atlantic / Coastal division split

## GAMEWINNING HITS / RBI

DATE	OPP.	PLAYER	HIT/RBI	INNING
2/17	Rutgers	Gonzalez	2-R HR	B-2
2/18	Rutgers	Ruiz	4-3 RBI	B-3
3/1	@FAU	Davison	bunt 1B	T-7
3/4	Dartmouth	N/A	balk	B-9
3/10	Ga. Tech	Burns	4-3 RBI	B-5
3/11	Ga. Tech	Gonzalez	1B	B-1
3/14	Maine	Tackett	E-3	B-2
3/15	Maine	Barr	BB RBI	B-2
3/19	@NCST	Gomez	2-RBI 1B	B-3
3/22	FAU	Burns	RBI 1B	B-1
3/6	@UNC	N/A	E-2	T-1

## HOME RUN TRACKER (12)

DATE	OPP.	PLAYER	RUNS	INNING
2/19	Rutgers	Gonzalez	2-R	B-2
2/26	@Florida	Gonzalez	solo	T-4
2/26	@Florida	Gonzalez	solo	T-8
3/1	@FAU	Chester	solo	T-3
3/11	Ga Tech	Gomez	solo	B-4
3/12	Ga. Tech	Michelangeli	2-R	B-3
3/12	Ga. Tech	Burns	slam	B-7
3/14	Maine	Gonzalez	3-R	B-3
3/17	@NCST	Ruiz	solo	B-8
3/17	@NCST	Gonzalez	solo	B-8
3/22	FAU	Gomez	solo	B-2
3/22	FAU	Chester	2-R	B-2

# 2017 MIAMI HURRICANES BASEBALL

## PITCHER PROFILES

### 52 • FRANKIE BARTOW

RHP

6-3 • 200 • SO • Miami, Fla. • TERRA

- Tossed 1.1 scoreless innings with two strikeouts at FGCU (3/29)
- Pitched final 1.1 innings to earn 6th save Game 3 vs. UNC (3/27)
- Earned fifth save of season at NC State (3/19), scoreless ninth
- Picked up 1st loss of career (walkoff) in ninth inning at FIU (3/8)
- Earned 1st save of career with 1-2-3 9th in G1 vs. Rutgers (2/18)
- NCBWA Stopper of the Year watch list for nation's top reliever
- Earned Louisville Slugger Freshman All-America honors in 2016
- Led nation in appearances as a freshman with 43, all in relief
- One of just two relief pitchers named to ACC All-Freshman team
- Sisters Ashley & Brittany are UM grads; sis Chelsey is UM student

#### BARTOW CAREER STATISTICS

YEAR	ERA	W-L	APP	IP	H	R	ER	BB	SO	SV	B/AVG
2017	2.45	1-1	11	11.0	9	3	3	5	5	6	.231
2016	2.72	6-0	43	56.1	56	21	17	10	29	0	.268

CAREER 2.67 7-1 54 67.1 65 24 20 15 34 6 .262

#### BARTOW CAREER HIGHS

**Innings:** 3.1, vs. Boston College, 6/12/2016  
**Hits:** 4, three times (last vs. Boston College, 6/12/2016)  
**Runs:** 3, twice (last vs. UCF, 4/13/2016)  
**Earned Runs:** 3, twice (last vs. UCF, 4/13/2016)  
**Strikeouts:** 3, twice (last at Florida State, 5/21/2016 [1])  
**Walks:** 2, twice (last vs. Georgia Tech, 3/10/2017)

#### BARTOW GAME-BY-GAME

##### SOPHOMORE (2017)

DATE	OPPO.	W-L	GS	IP	H	R	ER	BB	SO	SV	NP
2/17	Rutgers	1.0	0	0	0	0	0	0	1	13	
2/26	@Florida	1.0	1	0	0	0	2	1	16		
3/1	@FAU	1.0	1	0	0	0	0	0	2	28	
3/4	Dartmouth	1.0	0	0	0	0	0	0	7		
3/8	@FIU	L	0.2	1	1	1	1	0	0	12	
3/10	Ga Tech	1.0	2	1	1	2	1	3	25		
3/15	Maine	1.1	2	0	0	0	1	4	14		
3/19	@NC ST	1.0	0	0	0	0	0	5	11		
3/22	FAU	0.1	1	1	0	0	0	0	11		
3/26	@UNC	1.1	1	0	0	0	0	6	16		
3/29	@FGCU	1.1	0	0	0	0	2	19			

##### FRESHMAN (2016)

DATE	OPPO.	W-L	GS	IP	H	R	ER	BB	SO	SV	NP
2/19	Rutgers	2.0	1	0	0	0	1	0	16		
2/20	Rutgers	1.0	1	0	0	0	0	1	14		
2/24	STU	W	2.0	0	0	0	0	0	18		
2/27	Florida	2.1	3	1	1	0	1	36			
3/2	FGCU	1.1	0	0	0	0	0	11			
3/6	Manhattan	1.0	4	3	3	0	0	20			
3/8	Maine	1.0	1	0	0	0	1	15			
3/12	@Va Tech	0.0	3	1	1	0	0	10			
3/13	@Va Tech	1.0	0	0	0	0	0	6			
3/16	@UCF	1.0	1	0	0	0	0	10			
3/19	Louisville	0.2	2	1	1	0	1	17			
3/20	Louisville	1.0	0	0	0	1	0	11			
3/23	Bethune	1.0	0	0	0	0	0	9			
3/25	Clemson	1.0	0	0	0	1	0	21			
3/26	Clemson	W	2.0	3	0	0	0	1	30		
4/2	Carolina	0.2	0	0	0	0	1	6			
4/3	Carolina	1.1	2	1	1	0	1	20			
4/5	@FGCU	1.0	1	0	0	0	0	15			
4/10	@ND	1.2	0	0	0	1	0	23			
4/13	UCF	0.1	4	3	3	0	0	18			
4/17	@Duke	1.0	0	0	0	1	0	12			
4/20	FAU	1.2	2	0	0	0	2	22			
4/22	Virginia	1.0	1	1	1	0	1	19			
4/23	Virginia	2.0	2	0	0	0	3	22			
5/1	FAMU	1.1	1	0	0	0	2	19			
5/5	FAU	1.0	1	0	0	0	1	12			
5/8	@GTech	1.0	0	0	0	0	1	9			
5/9	@GTech	2.0	1	0	0	1	2	23			
5/13	Pitt	W	1.0	1	0	0	1	7			
5/14	Pitt	1.1	3	0	0	0	0	17			
5/15	Pitt	1.0	0	0	0	0	1	10			
5/19	@FSU	2.0	2	0	0	0	0	19			
5/21	@FSU (1)	2.0	3	2	0	0	3	36			
5/25	GT%	2.0	0	0	0	1	0	19			
5/26	NCST%	W	1.0	2	2	2	0	10			
5/28	FSU%	1.0	1	2	2	1	0	23			

#### BARTOW GAME-BY-GAME (cont'd)

##### TRUE FRESHMAN (2016)

DATE	OPPO.	W-L	GS	IP	H	R	ER	BB	SO	SV	NP
6/3	Stetson +	W	0.1	1	0	0	0	0	0	9	
6/4	LBSU +		1.0	0	0	0	0	1	12		
6/5	LBSU +		2.0	2	1	0	0	2	29		
6/10	BC \$		0.1	0	0	0	0	0	3		
6/12	BC \$	W	3.1	4	1	1	1	1	51		
6/18	Arizona #		1.0	1	0	0	0	1	16		
6/20	UCSB #		2.2	2	2	1	1	0	31		

### 35 • ANDREW CABEZAS

RHP

6-0 • 180 • SO • Miami Gardens, Fla. • Coral Gables Sr.

- Struggled last time out @FGCU: 0.1 IP, 3 H, 2 R, 1 BB / 22 pitches
- Pitched in final two games at UNC: 2.1 innings, 4 H, 0 R, 1 K
- Electric fastball and wipeout slider make him a key asset in pen
- Crucial 3.0 relief innings at NC State helped UM win finale (3/19)
- Recorded first career save vs. Maine (3/14), 2.0 scoreless, 3 Ks
- Dominant in relief vs. Ga. Tech - 8 K's in 4.0 innings over 2 APP
- Big outing at FAU (3/1) in win; two scoreless inning (7th/8th)
- Started G3 of Super Regional vs. BC to help send UM to Omaha
- Coaches considered him best pitcher in Dade County senior year
- Drafted in 34th round of 2015 MLB Draft by Cleveland Indians

#### CABEZAS CAREER STATISTICS

YEAR	ERA	W-L	APP	IP	H	R	ER	BB	SO	SV	B/AVG
2017	3.52	0-2	14	23.0	22	11	9	8	27	1	.247
2016	5.07	3-1	28	55.0	45	31	31	24	54	0	.227

CAREER 4.62 3-3 42 78.0 67 42 40 32 81 1 .233

#### CABEZAS CAREER HIGHS

**Innings:** 4.2, twice (last vs. Florida State, 5/19/2016)  
**Hits:** 4, four times (last at North Carolina, 3/26/2016)  
**Runs:** 4, twice (last vs. Pittsburgh, 5/13/2016)  
**Earned Runs:** 4, twice (last vs. Pittsburgh, 5/13/2016)  
**Strikeouts:** 5, three times (last vs. Georgia Tech, 3/11/2017)  
**Walks:** 3, twice (last vs. Florida State, 5/19/2016)

#### CABEZAS GAME-BY-GAME

##### SOPHOMORE (2017)

DATE	OPPO.	W-L	GS	IP	H	R	ER	BB	SO	SV	NP
2/17	Rutgers	2.0	1	0	0	1	2	33			
2/19	Rutgers	1.1	4	3	3	1	1	26			
2/25	@Florida	2.0	0	0	0	1	3	33			
3/1	@FAU	2.0	0	0	0	0	1	22			
3/3	Dartmouth	1.0	1	0	0	1	1	24			
3/8	@FIU	2.0	2	1	1	0	3	23			
3/10	Ga Tech	1.0	1	0	0	0	3	14			
3/11	Ga Tech	L	3.0	1	2	0	1	5	38		
3/14	Maine	2.0	1	0	0	0	3	1	22		
3/17	@NC ST	L	1.0	2	2	2	2	1	26		
3/19	@NC ST	3.0	2	1	1	0	3	34			
3/25	@UNC	1.0	0	0	0	0	0	7			
3/26	@UNC	1.1	4	0	0	0	1	35			
3/29	@FGCU	0.1	3	2	2	1	0	22			

##### TRUE FRESHMAN (2016)

DATE	OPPO.	W-L	GS	IP	H	R	ER	BB	SO	SV	NP
2/21	Rutgers	1.0	0	0	0	1	0	16			
2/24	STU	3.2	4	4	4	1	2	47			
2/28	Florida	1.2	3	3	1	1	1	36			
3/5	Manhattan	1.0	2	2	2	2	2	34			
3/9	Stetson	1.1	3	2	2	1	3	35			
3/12	@Va Tech	W	3.0	1	0	0	1	5	42		
3/16	@UCF	2.0	0	0	0	1	2	36			
3/18	Louisville	2.1	1	0	0	1	3	34			
3/20	Louisville	3.0	1	0	0	0	2	31			
3/25	Clemson	0.2	2	3	3	1	1	22			
3/26	Clemson	3.0	2	0	0	0	3	42			
4/3	Carolina	W	2.1	2	0	0	0	4	38		
4/10	@ND	0.1	2	1	1	1	0	16			
4/13	UCF	1.0	1	0	0	1	2	18			
4/15	@Duke	2.0	0	0	0	0	3	23			
4/20	FAU	L	1.0	0	2	2	1	25			
4/22	Virginia	3.1	1	0	0	0	3	43			
4/24	Virginia	1.1	3	1	1	1	1	25			
5/1	FAMU	0.1	2	0	0	0	0	9			
5/9	@Ga Tech	1.0	1	1	1	0	2	14			
5/13	Pitt	X	4.2	4	4	4	3	5	68		
5/19	@FSU	X	4.2	3	2	2	3	3	99		
5/26	NCST%	1.2	1	0	0	0	0	28			
6/4	LBSU +	W	1.2	0	0	0	1	23			
6/5	LBSU +		0.0	1	3	3	2	0	11		
6/11	BC \$		2.1	2	1	1	0	2	37		
6/12	BC \$	X	2.2	2	2	2					



# PLAYER PROFILES

## 22 • ALBERT MAURY, JR. RHP

6-2 • 205 • FR • Miami, Fla. • Belen Jesuit

- Pitched 1.0 scoreless inning in Game 2 at North Carolina (3/25)
- Ranks second in appearances in relief (12), totaled 15.2 innings
- Made two appearances at NC State (Game 1 & 2), 1ER in 2.0 IP
- 7th inning go-to pitcher joined the Hurricanes in January 2017
- Finished senior year with Wolverines with 7-3 record & 2.02 ERA
- Earned All-Dade recognition from *Miami Herald* in final season

### MAURY, JR. CAREER STATISTICS

YEAR	ERA	W-L	APP	IP	H	R	ER	BB	SO	SV	B/AVG
2017	3.45	1-0	12	15.2	15	7	6	7	10	0	.273

### MAURY JR. CAREER HIGHS

Innings: 2.2, vs. Georgia Tech, 3/10/2017  
 Hits: 4, vs. Georgia Tech, 3/11/2017  
 Runs: 4, vs. Georgia Tech, 3/11/2017  
 Earned Runs: 4, vs. Georgia Tech, 3/11/2017  
 Strikeouts: 2, three times (last at NC State, 3/17/2017)  
 Walks: 2, vs. Dartmouth, 3/4/2017

### MAURY JR. GAME-BY-GAME

#### FRESHMAN (2017)

DATE	OPPO.	W-L	GS	IP	H	R	ER	BB	SO	SV	NP
2/19	Rutgers			2.1	3	0	0	0	0	0	25
2/24	@Florida			2.0	2	0	0	1	2	3	36
2/26	@Florida			1.0	1	1	1	0	0	0	15
3/1	@FAU			1.0	0	0	0	1	0	0	21
3/4	Dartmouth			2.0	0	0	0	2	2	2	30
3/8	@FIU			1.0	0	1	0	1	0	0	18
3/10	Ga Tech			2.2	1	0	0	0	4	3	35
3/11	Ga Tech			0.2	4	4	4	1	0	0	24
3/14	Maine			0.0	2	0	0	0	0	0	11
3/17	@NC ST			1.1	0	0	0	1	2	2	20
3/17	@NC ST			0.2	2	1	1	0	0	0	10
3/25	@UNC			1.0	0	0	0	0	0	0	12

## 32 • EVAN MCKENDRY RHP

6-3 • 210 • FR • Pembroke Pines, Fla. • North Broward Prep

- Allowed 2 H, 2 R in last relief outing in Game 2 at UNC (3/25)
- Tossed 7.0 strong innings in 1st home start vs. Maine (3/14)
- Dominant 1st career start at FIU (3/8): 5.0 IP, 3 H, 0 R, 6 K (ND)
- Ranked No. 236 high school player in class by Perfect Game
- Finished senior year of high school w/1.50 ERA and 74 strikeouts
- Named to 2016 All-Broward First Team by *Herald & Sun Sentinel*

### MCKENDRY CAREER STATISTICS

YEAR	ERA	W-L	APP	IP	H	R	ER	BB	SO	SV	B/AVG
2017	3.92	2-1	6	20.2	18	12	9	9	15	0	.247

### MCKENDRY CAREER HIGHS

Innings: 7.0, vs. Maine, 3/14/2017  
 Hits: 5, vs. Maine, 3/14/2017  
 Runs: 4, at NC State, 3/18/2017  
 Earned Runs: 4, at NC State, 3/18/2017  
 Walks: 3, vs. Rutgers, 2/19/2017  
 Strikeouts: 6, twice (last vs. Maine, 3/14/2017)

### MCKENDRY GAME-BY-GAME

#### FRESHMAN (2017)

DATE	OPPO.	W-L	GS	IP	H	R	ER	BB	SO	SV	NP
2/19	Rutgers			1.2	3	3	3	3	0	0	39
2/26	@Florida			2.0	2	2	0	1	0	0	34
3/1	@FAU	W		1.0	1	0	0	1	0	0	17
3/8	@FIU	X		5.0	3	0	0	1	6	6	82
3/14	Maine	W	X	7.0	5	3	2	2	6	9	99
3/18	@NC ST	L		4.0	4	4	4	1	3	0	60
3/25	@UNC			1.0	2	2	1	1	0	0	25

## 30 • MICHAEL PEREZ RHP

6-1 • 210 • R-JR • Miami, Fla. • Miami-Dade • Killian

- Spent 2016 season at Miami-Dade - had 2.70 ERA in 53.1 innings

### PEREZ CAREER STATISTICS

YEAR	ERA	W-L	APP	IP	H	R	ER	BB	SO	SV	B/AVG
2017	99.99	0-0	2	0.0	3	5	5	2	0	0	1.000

### PEREZ CAREER HIGHS

Hits: 1, vs. Rutgers, 2/19/2017  
 Runs: 2, vs. Rutgers, 2/19/2017  
 Earned Runs: 2, vs. Rutgers, 2/19/2017  
 Walks: 1, vs. Rutgers, 2/19/2017

### PEREZ GAME-BY-GAME

#### REDSHIRT JUNIOR (2017)

DATE	OPPO.	W-L	GS	IP	H	R	ER	BB	SO	SV	NP
2/19	Rutgers			0.0	1	2	2	1	0	0	10
3/7	FIU			0.0	2	3	3	1	0	0	12

## 37 • KEVEN PIMENTEL RHP

6-3 • 225 • R-SO • Huntington Station, N.Y. • Montverde

- 2.1 scoreless innings of relief in W vs. FAU (3/22), just 23 pitches
- Pitched 2.2 innings, allowed 2 ER last week vs. Maine (3/15)
- Key outing in Game 3 vs. Ga Tech: 2.0 IP w/depleted bullpen
- Served as team's primary long relief pitcher in first year in 2016

### PIMENTEL CAREER STATISTICS

YEAR	ERA	W-L	APP	IP	H	R	ER	BB	SO	SV	B/AVG
2017	4.15	0-0	6	13.0	11	6	6	5	13	0	.234
2016	3.67	2-0	18	34.1	45	18	14	13	20	2	.315

CAREER	ERA	W-L	APP	IP	H	R	ER	BB	SO	SV	B/AVG
2016-2017	3.80	2-0	24	47.1	56	24	20	18	33	2	.295

### PIMENTEL CAREER HIGHS

Innings: 5.2, vs. Stetson, 3/9/2016  
 Hits: 5, three times (last at Georgia Tech, 5/7/2016)  
 Runs: 5, vs. Georgia Tech, 5/7/2016  
 Earned Runs: 4, vs. Georgia Tech, 5/7/2016  
 Strikeouts: 3, three times (last vs. Dartmouth, 3/5/2017)  
 Walks: 2, five times (last vs. Georgia Tech, 3/12/2017)

### PIMENTEL GAME-BY-GAME

#### REDSHIRT SOPHOMORE (2017)

DATE	OPPO.	W-L	GS	IP	H	R	ER	BB	SO	SV	NP
3/5	Dartmouth			3.0	0	0	0	1	3	3	34
3/7	FIU			1.2	3	2	2	2	1	1	33
3/11	Ga Tech			1.1	1	0	0	0	1	1	16
3/12	Ga Tech			2.0	2	2	2	2	4	3	39
3/15	Maine			2.2	4	2	2	0	3	4	46
3/22	FAU			2.1	1	0	0	0	1	2	23

#### REDSHIRT FRESHMAN (2016)

DATE	OPPO.	W-L	GS	IP	H	R	ER	BB	SO	SV	NP
2/21	Rutgers			1.0	1	1	1	2	3	0	28
2/28	Florida			1.0	1	0	0	0	0	0	18
3/9	Stetson	W	X	5.2	4	0	0	0	2	8	81
3/23	Bethune	W		3.0	4	2	2	0	2	4	42
3/26	Clemson			2.0	3	2	2	0	2	0	33
3/27	Clemson			1.2	5	2	2	1	0	0	32
4/1	Carolina			2.0	3	1	1	2	3	3	38
4/3	Carolina			0.1	0	0	0	0	0	0	2
4/12	Nova			3.2	3	3	0	1	1	1	59
4/16	@Duke			1.1	3	2	2	2	2	2	35
4/24	Virginia			0.1	0	0	0	0	0	0	3
4/29	FAMU			3.0	5	0	0	1	1	1	52
5/1	FAMU			0.1	2	0	0	0	0	0	13
5/7	@Ga Tech			1.2	5	5	4	1	2	4	41
5/10	Bethune			0.1	0	0	0	0	0	0	3
5/17	FGCU			3.0	3	0	0	0	1	2	31
5/21	@FSU (2)			3.0	3	0	0	2	1	0	46
6/5	LBSU +			1.0	0	0	0	1	0	0	15

## 34 • DANIEL RIVERO LHP

6-3 • 200 • FR • Davie, Fla. • Pembroke Pines Charter

- Allowed 3 ER in 0.2 innings last time out in W over FAU (3/22)
- Struck out 171 batters and recorded 12 career wins on the mound
- All-Broward by *Herald & Sun Sentinel* final year: 7-3, 2.00 ERA
- Father David Rivero is Chief of Police at University of Miami

### RIVERO CAREER STATISTICS

YEAR	ERA	W-L	APP	IP	H	R	ER	BB	SO	SV	B/AVG
2017	13.50	0-0	2	2.0	3	3	3	2	3	0	.333

### RIVERO CAREER HIGHS

Innings: 1.0, twice (last vs. FIU, 3/7/2017)  
 Hits: 2, vs. Rutgers, 2/19/2017  
 Runs: 3, twice (last vs. FAU, 3/22/2017)  
 Earned Runs: 3, twice (last vs. FAU, 3/22/2017)  
 Strikeouts: 2, vs. FIU, 3/7/2017  
 Walks: 2, twice (last vs. FAU, 3/22/2017)

### RIVERO GAME-BY-GAME

#### FRESHMAN (2017)

DATE	OPPO.	W-L	GS	IP	H	R	ER	BB	SO	SV	NP
2/19	Rutgers			1.0	2	3	3	2	1	0	28
3/7	FIU			1.0	1	0	0	0	2	1	14
3/22	FAU			0.2	1	3	3	2	1	0	19

## 47 • ENRIQUE SOSA RHP

5-10 • 180 • R-SR • Panama City, Panama • Acad. Interamericana

- Had season-ending shoulder surgery in January 2016, missed yr
- Served as Sunday starter on 2015 team that made it to Omaha
- Has career ERA of 4.89, had a 4.35 ERA in lone season as starter

### SOSA CAREER STATISTICS

YEAR	ERA	W-L	APP	IP	H	R	ER	BB	SO	SV	B/AVG
2015	4.35	7-5	17	80.2	79	43	39	31	71	0	.256
2014	7.04	0-1	11	15.1	12	14	12	11	14	0	.207
2013	6.43	0-0	5	7.0	8	5	5	6	3	0	.296

CAREER	ERA	W-L	APP	IP	H	R	ER	BB	SO	SV	B/AVG
2013-2015	4.89	7-6	33	103.0	99	62	56	48	88	0	

### SOSA CAREER HIGHS

Innings: 7.0, vs. Virginia Tech, 4/12/2015  
 Hits: 9, at North Carolina, 3/29/2015  
 Runs: 7, at North Carolina, 3/29/2015  
 Earned Runs: 7, at North Carolina, 3/29/2015  
 Strikeouts: 10, vs. Rutgers, 2/14/2015  
 Walks: 4, at Pittsburgh, 5/3/2015

### SOSA GAME-BY-GAME

#### JUNIOR (2015)

DATE	OPPO.	W-L	GS	IP	H	R	ER	BB	SO	SV	NP
2/14	Rutgers	W	X	5.2	1	0	0	2	10	9	94
2/22	@Florida	L	X	6.0	7	2	2	2	3	3	87
2/28	Wright St	X		6.0	6	3	2	3	5	5	92
3/7	@Louisville	W	X	5.0	4	4	3	3	3	3	86
3/15	NCST	W	X	6.1	7	1	1	0	6	6	93
3/22	@Wake	L	X	3.1	7	5	5	3	5	7	77
3/29	@UNC	L	X	2.2	9	7	7	2	0	0	62
4/5	Duke	W	X	6.1	1	0	0	1	3	3	62

# 2017 MIAMI HURRICANES BASEBALL

## HITTER PROFILES

### 24 • MICHAEL AMDITIS C

5-11 • 190 • FR • Boca Raton, Fla. • Boca Raton

- Hurt lower leg (3/1) at FAU, expected to miss considerable time
- Had started Game 1 and Game 3 of both weekend series at C
- Ranked 1st on UM with .357 AVG, 2nd w/5 hits at time of injury
- Selected in 37th round of 2016 MLB Draft by Cleveland Indians
- Ranked No. 295 Draft-eligible player by Perfect Game
- Under Armour All-America Game selection during junior season
- Missed senior season while recovering from labrum surgery
- Led Palm Beach County with 8 HR and 33 RBI junior year in 2015

#### AMDITIS CAREER STATISTICS

YEAR	AVG	GP-GS	AB	R	H	2B	3B	HR	RBI	SB-A
2017	.357	6-5	14	1	5	1	0	0	3	0-0

#### AMDITIS CAREER HIGHS

**At Bats:** 4, vs. Rutgers, 2/19/2017  
**Runs:** 1, vs. Rutgers, 2/19/2017  
**Hits:** 3, vs. Rutgers, 2/19/2017  
**RBI:** 3, vs. Rutgers, 2/19/2017

### 43 • NICO BALDOR OF

6-1 • 190 • FR • Tampa, Fla. • Jesuit

- Had first career RBI in Game 3 win at Carolina (3/26), sac fly
- Made first start at FAU (3/1) in RF; went 1-for-3 w/key 2B in rally
- Walked in G2 vs. UF as pinch hitter; among top bats off bench
- Had first career hit on infield single in Game 3 vs. Rutgers (2/19)
- Four-year letterwinner at Jesuit; known for big arm & good bat
- Batted .350 with 25 RBI in final year at Jesuit in Tampa

#### BALDOR CAREER STATISTICS

YEAR	AVG	GP-GS	AB	R	H	2B	3B	HR	RBI	SB-A
2017	.182	13-2	11	1	2	1	0	0	1	0-0

#### BALDOR CAREER HIGHS

**At Bats:** 3, at FAU, 3/1/2017  
**Hits:** 1, twice (last at FAU, 3/1/2017)  
**RBI:** 1, at North Carolina, 3/26/2017  
**Walks:** 1, twice (last at FAU, 3/1/2017)  
**Runs:** 1, at FAU, 3/1/2017

### 17 • CHRISTOPHER BARR 1B

6-1 • 200 • R-SR • Royal Palm Beach, Fla. • Royal Palm Beach

- Walked twice and scored two runs in finale at NC State (3/19)
- Has started 14 games at first and seen action in 21 / 24 games
- Standout defensive player at first - has been starter since 2013
- Among team's most veteran contributors & key team leaders
- Missed most of fall w/ back surgery, regaining strength & timing
- Games 1 & 2 as def. replacement vs. Rutgers, started G3 at 1B
- Career .258 hitter with 14 doubles, nine triples, 64 RBI, 35-39 SB
- Father Jim Barr won college title w/Florida Southern in 1985
- Returned in 2015 after one-year hiatus due to shoulder injury

#### BARR CAREER STATISTICS

YEAR	AVG	GP-GS	AB	R	H	2B	3B	HR	RBI	SB-A
2017	.109	21-14	46	8	5	1	0	0	2	0-0
2016	.256	61-61	234	44	60	6	3	0	25	14-15
2015	.306	61-58	206	44	63	7	5	1	32	14-14
2014	.217	55-29	115	27	25	1	1	0	6	7-10

CAREER	.255	198-162	601	123	153	15	9	1	66	35-39
--------	------	---------	-----	-----	-----	----	---	---	----	-------

#### BARR CAREER HIGHS

**At Bats:** 6, vs. Florida State, 4/24/2015  
**Runs:** 3, three times (last vs. Florida A&M, 4/30/2016)  
**Hits:** 3, four times (last vs. Florida A&M, 4/30/2016)  
**RBI:** 3, four times (last vs. Pittsburgh, 5/15/2016)  
**Walks:** 2, four times (last at Georgia Tech, 5/8/2016)  
**Steals:** 2, three times (last vs. FGCU, 5/17/2016)  
**Hitting Streak:** 11 (2015-2016)

### 2 • RANDY BATISTA INF

5-11 • 195 • SR • Kissimmee, Fla. • Indian River • Gateway

- Had two hits in five at bats in team's recent series at Carolina
- Hit in leadoff position in W over FAU (3/22), 0-for-3 w/2 walks
- Tied for team lead with three runs scored in series at NC State
- Started at DH, went 1-for-2 with 3 walks, 1 RBI vs. Maine (3/15)
- Had game-tying 2-run 1B in eventual win vs. Dartmouth (3/4)
- Had pinch hit at bats in all 3 games vs. UF; drew walk in Game 3
- Saw action in Game 3 vs. Rutgers, had one pinch hit at bat
- Will challenge for starting spot in infield; can play second or SS
- First Cane since Frank Fleizach ('98) w/1st HR to be a grand slam
- Batted .333 at College World Series (3-for-9) with 1 2B, 1 RBI

#### BATISTA CAREER STATISTICS

YEAR	AVG	GP-GS	AB	R	H	2B	3B	HR	RBI	SB-A
2017	.176	17-10	34	4	6	0	0	0	3	0-1
2016	.272	54-42	147	29	40	3	2	2	26	7-10

CAREER	.254	71-52	181	33	46	3	2	2	29	7-11
--------	------	-------	-----	----	----	---	---	---	----	------

#### BATISTA CAREER HIGHS

**At Bats:** 6, at Georgia Tech, 5/9/2016  
**Runs:** 2, eight times (last vs. Bethune-Cookman, 5/10/2016)  
**Hits:** 4, twice (last at Georgia Tech, 5/9/2016)  
**RBI:** 4, vs. Florida A&M, 5/1/2016  
**Walks:** 3, vs. Bethune-Cookman, 5/10/2016

### 31 • BARRY BUCHOWSKI OF

6-3 • 230 • SR • Moorestown, NJ • Indian River • Tulane • St. Augustine

- One pinch hit appearance, drew BB in road win at UNC (3/26)
- Made first start of career at C vs. Maine (3/15), went 1-for-4, 1 R
- Started both games vs. FIU at DH, had RBI 2B in 3-2 loss (3/8)
- Saw action in 11 games in first season and totaled nine at bats
- Totaled two hits and three RBI and scored one run
- Has as much raw player as any player on team; puts on BP show

#### BUCHOWSKI CAREER STATISTICS

YEAR	AVG	GP-GS	AB	R	H	2B	3B	HR	RBI	SB-A
2017	.200	8-4	15	2	3	1	0	0	1	1-1
2016	.222	11-0	9	1	2	1	0	0	3	0-0

CAREER	.200	19-4	24	2	5	2	0	0	4	1-1
--------	------	------	----	---	---	---	---	---	---	-----

#### BUCHOWSKI CAREER HIGHS

**At Bats:** 4, vs. Maine, 3/15/2017  
**Runs:** 1, three times (last at North Carolina, 3/26/2017)  
**Hits:** 1, five times (last vs. Maine, 3/15/2017)  
**RBI:** 1, four times (last at FIU, 3/8/2017)

### 44 • MICHAEL BURNS OF

5-9 • 180 • JR • Littleton, Colo. • Cisco JC • Wichita State • Columbine

- Had three hits and two RBI in team's recent series at Carolina
- Tied for second on team with six multi-hit games this year
- Career-best 7 RBI including grand slam in finale vs. GT (3/12)
- Said after game that grand slam was first at any level for him
- Started in RF for first 2 games vs. UF, missed G3 w/ankle ding
- Infield single in G1 vs. UF was one of just two hits by Miami
- Started in right for all three games vs. Rutgers, went 3-for-12
- Had two hits, three RBI and 1 double in Game 2 win vs. Rutgers
- Spent freshman year at Wichita St. w/teammate Jeb Bargfeldt
- Diagnosed w/sarcoma in 2016 at Cisco College, now cancer-free
- Missed Junior College World Series while undergoing treatment
- Played in 41 games freshman year at Wichita St. with 21 starts

#### BURNS CAREER STATISTICS

YEAR	AVG	GP-GS	AB	R	H	2B	3B	HR	RBI	SB-A
2017	.259	23-22	85	7	22	1	1	1	17	2-4

#### BURNS CAREER HIGHS

**At Bats:** 5, vs. Rutgers, 2/19/2017  
**Hits:** 3, vs. Georgia Tech, 3/11/2017  
**RBI:** 7, vs. Georgia Tech, 3/12/2017  
**Walks:** 2, vs. Georgia Tech, 3/10/2017  
**Steals:** 1, twice (last vs. Florida, 2/24/2017)

### 9 • CARL CHESTER OF

6-0 • 205 • JR • Longwood, Fla. • Lake Brantley

- Had one hit in each of team's three games in series at Carolina
- Went 2-for-3 w/ 2-R HR, two runs scored in win over FAU (3/22)
- Tied for Hurricanes lead with six multi-hit games this season
- Streak of 15 straight games reaching base ended vs. NCST (3/19)
- Scored two runs in Game 2 win vs. Rutgers, 2 RBI in Game 3
- Named Preseason All-America Third Team by Baseball America
- 1 of 55 players on 2017 Golden Spikes watch list by USA Baseball
- Took big leap from Year 1 to Year 2; started all 64 games in CF
- Led team with 15 sacrifice hits, 16 steals, 19 HBPs as sophomore
- Dealt with nagging foot injury during fall, early parts of spring
- Fastest player on team - will start in CF, hit leadoff for Miami
- Selected in 38th round of 2014 MLB Draft by Milwaukee Brewers

#### CHESTER CAREER STATISTICS

YEAR	AVG	GP-GS	AB	R	H	2B	3B	HR	RBI	SB-A
2017	.269	25-25	93	15	25	3	0	2	13	3-5
2016	.336	64-64	253	56	85	9	0	2	29	16-26
2015	.267	64-47	191	37	51	10	1	5	25	11-14

CAREER	.300	153-136	537	108	161	22	1	9	67	30-45
--------	------	---------	-----	-----	-----	----	---	---	----	-------

#### CHESTER CAREER HIGHS

**At Bats:** 6, vs. Wake Forest, 3/21/2015  
**Runs:** 3, twice (last vs. Georgia Tech, 3/10/2017)  
**Hits:** 4, vs. Georgia Tech, 3/10/2017  
**RBI:** 3, seven times (last vs. Pittsburgh, 5/13/2016)  
**Walks:** 3, vs. Clemson, 3/26/2016  
**Steals:** 3, vs. Pittsburgh, 5/15/2016  
**Hitting Streak:** 9 (2017)

### 51 • JAMES DAVISON OF

5-7 • 150 • JR • Chicago, Ill. • Howard Coll. • Morgan Park

- Reached base four times in G2 loss at Carolina (3/25) - 3H, 1 BB
- Big diving catch in 9th inning helped seal win vs. NCST (3/19)
- Reached base all six plate appearances in finale vs. GTech (3/12)
- Scored five runs in finale and scored seven runs against Jackets
- Leads team with six steals, plays with emotion on basepaths
- 1st multi-hit game of career in G2 vs. Florida (2-for-3) w/2 SBs
- 1st career hit was in 1st start - infield 1B in Game 3 vs. Rutgers
- Spent two seasons at Howard College in Big Spring, Texas
- Ended career at Howard w/.419 AVG, 14 HR, 36 SB, 69 RBI, 86 RS
- Named Chicago Public Schools' Player of the Year senior year
- Selected in 39th round of 2014 MLB Draft by Chicago White Sox

#### DAVISON CAREER STATISTICS

YEAR	AVG	GP-GS	AB	R	H	2B	3B	HR	RBI	SB-A
2017	.203	22-17	64	10	13	0	1	0	5	6-9

#### DAVISON CAREER HIGHS

**At Bats:** 5, vs. Georgia Tech, 3/12/2017  
**Hits:** 3, twice (last at North Carolina, 3/25/2017)  
**Runs:** 5, vs. Georgia Tech, 3/12/2017  
**RBI:** 1, twice (last at FAU, 3/1/2017)  
**Walks:** 2, vs. Rutgers, 2/19/2017  
**Steals:** 2, at Florida, 2/24/2017

### 7 • BRANDON GALI INF

5-11 • 170 • JR • Louisville, Ky. • Polk State • Eastern

- Started last seven games at SS, batting .292 over that span
- Started at beginning of season and again beg. G2 at NC State
- Had a 1B in 7th inning rally that tied the game 2-2 at FAU (3/1)
- Spent two seasons at Polk State before joining UM this past fall
- Replaced Johnny Ruiz at shortstop early due to elbow injury
- Started at short and had one hit, one run scored in Alumni Game
- Helped lead Eagles to conference championships in 2015/2016

#### GALI CAREER STATISTICS

YEAR	AVG	GP-GS	AB	R	H	2B	3B	HR	RBI	SB-A
2017	.273	16-14	44	7	12	2	1	0	7	3-4

#### GALI CAREER HIGHS

**At Bats:** 5, vs. Rutgers, 2/19/2017  
**Runs:** 2, twice (last at North Carolina, 3/26/2017)  
**Hits:** 2, three times (last at North Carolina, 3/26/2017)  
**RBI:** 1, seven times (last at North Carolina, 3/26/2017)

# PLAYER PROFILES

## 40 • JOE GOMEZ C

- 6-0 • 190 • SR • Wellington, Fla. • Indian River • King's
- Hit second home run of career in win over FAU (3/22), solo to LF
  - Has started 19 games at catcher; hit first HR vs. Ga Tech (3/11)
  - 2-RBI single in finale vs. NC State proved to be game-winning H
  - Expected to see majority of time at catcher w/Amditis injury
  - Did not start Game 2 vs. Maine but came in as def. replacement
  - Caught Game 2 against Florida and finished 1-for-2 at the plate
  - Saw action in 16 games with five starts in first season at Miami
  - Was team's primary backup catcher behind Zack Collins in '16
  - Helped lead high school to back-to-back district titles in '12/'13

### GOMEZ CAREER STATISTICS

YEAR	AVG	GP-GS	AB	R	H	2B	3B	HR	RBI	SB-A
2017	.153	21-19	59	7	9	0	0	2	7	0-0
2016	.308	16-5	26	12	8	4	1	0	6	0-0

CAREER .200 37-24 85 19 17 4 1 2 13 0-0

### GOMEZ CAREER HIGHS

- At Bats:** 5, Georgia Tech, 3/12/2017  
**Runs:** 3, vs. Georgia Tech, 3/11/2017  
**Hits:** 2, twice (last Georgia Tech, 3/11/2017)  
**RBI:** 3, at NC State, 3/19/2017  
**Walks:** 1, twice (last vs. Florida A&M, 4/30/2016)

## 10 • ROMY GONZALEZ INF

- 6-2 • 200 • SO • Miami, Fla. • American Senior
- Streak of 12 straight games reaching base ended at FGCU Wed.
  - Leads team with five home runs, 19 RBI through 24 games
  - Batted .429 vs. Maine with 4 R, 1 HR, 3 RBI from March 14-15
  - Drove in six RBI in team's series win over Georgia Tech (3/10-12)
  - Had first multi-HR game (2 solo) of career in Game 3 at Florida
  - Will be counted on to replace some offense lost from 2016 team
  - Crushed 3rd pitch he saw of year over LF fence for 2-R HR vs. RU
  - Started Alumni Game at second; can play either third or second
  - Known for power bat, had 5 doubles, one HR, 10 RBI in 2016
  - Full name is Roman, goes by "Romy"; played 2 seasons of HS FB

### GONZALEZ CAREER STATISTICS

YEAR	AVG	GP-GS	AB	R	H	2B	3B	HR	RBI	SB-A
2017	.253	25-25	91	19	23	5	1	5	19	6-6
2016	.173	27-18	75	11	13	5	0	1	10	0-0

CAREER .217 52-43 166 30 36 10 1 6 29 6-6

### GONZALEZ CAREER HIGHS

- At Bats:** 5, twice (last vs. Georgia Tech, 3/11/2017)  
**Runs:** 3, vs. Manhattan, 3/5/2016  
**Hits:** 3, vs. Bethune-Cookman, 5/10/2016  
**RBI:** 2, nine times (last vs. Georgia Tech, 3/12/2017)  
**Walks:** 2, vs. St. Thomas, 2/24/2016

## 16 • EDGAR MICHELANGELI INF

- 6-1 • 210 • R-SR • Miami, Fla. • Florida Christian
- Made 100th career start at Miami in win over FAU (3/22)
  - Hit first home run of season in Game 3 win over GTECH (3/12)
  - Had one of Miami's two hits in Game 1 loss at Florida (2/24)
  - Started all 3 games at 3B vs. Rutgers, led UM w/4 runs scored
  - Key member of nation's #1 defense in 2016; just 3 errors at 3B
  - .269 w/5 HR & 40 RBI in '16; epic 2-HR, 7 RBI G3 vs. BC in Supers

### MICHELANGELI CAREER STATISTICS

YEAR	AVG	GP-GS	AB	R	H	2B	3B	HR	RBI	SB-A
2017	.139	23-23	69	8	10	1	0	1	6	0-1
2016	.269	62-61	219	35	59	8	1	5	40	1-3
2015	.231	36-10	65	10	15	4	0	0	6	1-1
2014	.196	18-10	46	4	9	3	0	0	9	0-1

CAREER .233 139-104 399 57 93 16 1 6 61 2-6

### MICHELANGELI CAREER HIGHS

- At Bats:** 6, vs. Clemson, 3/26/2016  
**Runs:** 3, vs. Manhattan, 3/5/2016  
**Hits:** 4, vs. Clemson, 3/26/2016  
**RBI:** 7, vs. Boston College, 6/12/2016  
**Walks:** 2, vs. Wright State, 2/26/2015

## 4 • JOHNNY RUIZ INF

- 5-11 • 195 • JR • Coral Gables, FL • Westminster Chr.
- Named team captain prior to 2017 season with Ryan Guerra
  - Reached in 19 straight games, starting to pick up offensively
  - First triple of season and scored one run in win vs. FAU (3/22)
  - Slow start at plate in senior season but will be top contributor
  - Could be starting shortstop but began yr at DH with elbow nag
  - Key hit in 7th inning rally a FAU: two-RBI 1B to deep left field
  - 28th round pick in MLB Draft by Houston, returned for senior yr
  - Second-team All-ACC 2B batted .342 with 4 HR, 57 RBI in 2016
  - Senior leader will be relied upon as Miami's top returning player

### RUIZ CAREER STATISTICS

YEAR	AVG	GP-GS	AB	R	H	2B	3B	HR	RBI	SB-A
2017	.200	25-25	85	12	17	5	1	1	7	1-2
2016	.342	64-64	234	46	80	17	3	4	57	3-7
2015	.315	47-21	108	16	34	3	1	0	19	0-0
2014	.229	45-38	131	22	30	7	0	0	11	2-4

CAREER .289 181-148 558 96 161 32 5 5 94 6-13

### RUIZ CAREER HIGHS

- At Bats:** 5, seven times (last at Duke, 4/17/2016)  
**Runs:** 3, at Duke, 4/15/2016  
**Hits:** 4, vs. Rutgers, 2/21/2016  
**RBI:** 4, at Virginia Tech, 3/12/2016  
**Walks:** 4, at Duke, 4/15/2016  
**Steals:** 1, five times  
**Hitting Streak:** 10 games (2016)

## 28 • ALEX SANCHEZ C

- 5-9 • 198 • JR • Harlem, N.Y. • Galveston • MCSM
- Struck out in first at bat of career in Game 1 at Carolina (3/24)
  - Spent two seasons at Galveston College in Galveston, Texas
  - Four-year player at Manhattan Center for Science & Mathematics
  - 2014 batting champ as senior in Public Schools Athletic League

### SANCHEZ CAREER STATISTICS

YEAR	AVG	GP-GS	AB	R	H	2B	3B	HR	RBI	SB-A
2017	.000	2-0	1	0	0	0	0	0	0	0-0

## 21 • HUNTER TACKETT OF

- 6-3 • 186 • JR • Knoxville, Tenn. • NW Fla. St. • Auburn
- Started in LF vs. FAU (3/22), has made 10 starts this season
  - Streak of six straight games reaching base ended vs. Maine G1
  - Started Game 1 & 3 vs. UF; had one walk in series finale (2/27)
  - Started first two games of career in left vs. Rutgers (2/17-18)
  - Had pinch hit at bat in Game 3 and drew a walk in 9th inning
  - Named 2016 Florida Junior College Player of the Year at NWFSC
  - Batted .434 with 10 home runs, 59 RBI and 21 stolen bases in '16
  - Spent 2015 at Auburn; drafted in 36th round by MIL out of HS
  - Expected to compete for starting spot in outfield; big-time bat

### TACKETT CAREER STATISTICS

YEAR	AVG	GP-GS	AB	R	H	2B	3B	HR	RBI	SB-A
2017	.156	13-10	32	1	5	0	0	0	0	0-0

### TACKETT CAREER HIGHS

- At Bats:** 3, six times (last at FIU, 3/8/2017)  
**Runs:** 1, vs. Rutgers, 2/18/2017  
**Hits:** 1, Dartmouth, 3/5/2017  
**Walks:** 1, six times (last at FIU, 3/8/2017)  
**Steals:** 1, vs. Rutgers, 2/18/2017

## 0 • GREGORY VELIZ 1B/RHP

- 6-2 • 205 • FR • Key West, Fla. • North Broward Prep
- Tied career high with seven strikeouts in win over FAU (3/22)
  - Went career-long 6.1 innings in last start on the hill at FGCU
  - Has hit ball very hard when in lineup, unlucky offensively
  - First career triple and first career RBI in win over Carolina (3/26)
  - Picked up first career win on hill in midweek W vs. Maine (3/15)
  - Had first career hit on single against UF in series finale (2/27)
  - Nearly had first home run of career in G2 at UF; warning track F8
  - Started Game 1 and 2 vs. Rutgers at 1B; also midweek starter
  - Was slated to make debut on mound vs. FIU on 3/22, postponed
  - Did not record any hits in six at bats against Scarlet Knights
  - Ranked No. 304 '16 Draft-eligible prospect by Baseball America
  - Ranked No. 127 high school player in class by Perfect Game
  - Ranked No. 19 HS player in state of Florida by Perfect Game

### VELIZ CAREER STATISTICS

YEAR	AVG	GP-GS	AB	R	H	2B	3B	HR	RBI	SB-A
2017	.114	14-10	35	1	4	0	1	0	1	0-0


### VELIZ CAREER HIGHS

- At Bats:** 3, four times (last vs. Dartmouth, 3/3/2017)  
**Hits:** 1, four times (last at North Carolina, 3/26/2017)  
**RBI:** 1, at North Carolina, 3/26/2017





**55 JESSE LEPORE JR RHP BEVERLY HILLS, FLA. 6-4, 220 LB.**



**The Lepore Profile**

**B/T:** R/R

**High School:** Trinity Catholic

**Career Record:** 10-3

**Career ERA:** 2.83

**\*2017 PRESEASON ALL-AMERICAN**

**\*2016 ACADEMIC ALL-ACC**

**Favorite Pitch:** Fastball

**Favorite Sport (non-baseball):** Golf

**Favorite Movie:** Forgetting Sarah Marshall

**Favorite Actor:** Will Ferrell

**Favorite Music Type:** Country

**Favorite Athlete (non-baseball):** Tom Brady

**Favorite Baseball Player:** Noah Syndergaard

**Major:** Business Management / **Minor:** Sports Administration

**Junior (2017)...**

Made first weekend start of career against Rutgers (2/17), earning Opening Day nod from head coach Jim Morris...Struck out seven batters and allowed just two his in six shutout innings to earn the victory against Scarlet Knights...Picked up first loss of career at Florida (2/24) despite tossing six innings and allowing just one run...Struck out six Gators batters and walked two in 94 pitches... Suffered another hard-luck loss in series opener vs. Dartmouth (3/3), falling 1-0 for second straight start...Pitched career-long eight innings, allowing just one run with six strikeouts and three walks...Tagged for career-high totals of eight hits and seven earned runs against Georgia Tech (3/10), but exited with no decision...Pitched 4.1 innings against Yellow Jackets...Allowed three earned runs in 5.2 innings at NC State (3/17)...Struck out six batters and walked one across 88 pitches, ended with no decision...Struggled with command in start at No. 8 North Carolina (3/24), setting a career mark wih five walks and zero strikeouts...Allowed seven hits and six runs (five earned) in 3.0+ innings against Tar Heels, throwing 87 pitches.

**Sophomore (2016)...**

Served as team's midweek starter and finished with 9-0 record and 2.20 ERA...Made 14 appearances, including 13 starts...Struck out 57 batters in 73.2 innings and held opponents to .221 average...Earned first win of career with seven-strikeout performance in 5.2 innings against FGCU (March 2)...Struck out six batters in win over Maine (March 8)...Earned back-to-back road wins at UCF (March 16) and at FGCU (April 5), combining for 10 strikeouts and two earned runs over 12 innings...Struck out career-high eight batters in win over FGCU (May 17) in final regular season start...Earned first win over ACC opponent with six innings against Georgia Tech (May 25) at ACC Championship in Durham, N.C...Started Coral Gables Regional finale vs. Long Beach State (June 5) but was removed after three innings due to injury...Did not pitch in NCAA Super Regional or College World Series.

**True Freshman (2015)...**

Saw action in 10 games in first season and recorded 1.93 ERA...Struck out 10 batters in 14.0 innings...Made career debut vs. Rutgers (Feb. 14)...Tossed 2.0 innings at Florida (Feb. 20)...Recorded first career strikeout at FGCU (March 10)...Tossed 1.0 scoreless inning at Wake Forest (March 20)...Struck out two batters in 2.0 scoreless innings vs. Florida State (April 24)...Pitched 1.0 scoreless inning vs. Bethune-Cookman (May 6) with two strikeouts...Made final appearance of season vs. NYIT (May 8), striking out career-high four batters and surrendering just one hit.

**High School/Prep...**

Ranked No. 210 national high school prospect by Perfect Game...Four-year letterwinner at Trinity Catholic...Led team to state championship in final season...Named 2014 FACA 4A Player of the Year and 2014 Florida Dairy Farmers 4A Player of the Year..Earned Pitcher of the Year recognition from Ocala Star-Banner in 2014...Finished final season with 8-1 record...Struck out 97 batters in 55.1 innings, allowing just five earned runs with 0.63 ERA...Struck out 111 batters junior season, finishing with 1.2 ERA.

**Personal...**

Son of John and Linda...Has two brothers, Jon (28) and Joe (25)...Won English Award and Student-Athlete Award in final year at Trinity Catholic...Boasted 4.4 cumulative GPA...Member of Spanish Honor Society...Intends to major in sports administration.

**LEPORE CAREER STATISTICS**

YEAR	ERA	W-L	APP	IP	H	R	ER	BB	SO	SV	B/AVG
2017	4.64	1-3	6	33.0	34	18	17	12	27	0	.274
2016	2.20	9-0	14	73.2	59	21	18	28	57	0	.221
2015	1.93	0-0	10	14.0	13	5	3	7	10	0	.236
<b>CAREER</b>	<b>2.83</b>	<b>10-3</b>	<b>30</b>	<b>120.2</b>	<b>106</b>	<b>44</b>	<b>38</b>	<b>47</b>	<b>94</b>	<b>0</b>	<b>.238</b>

**LEPORE CAREER HIGHS**

- Innings:** 8.0, vs. Dartmouth, 3/3/2017
- Hits:** 8, vs. Georgia Tech, 3/10/2017
- Runs:** 7, vs. Georgia Tech, 3/10/2017
- Earned Runs:** 7, vs. Georgia Tech, 3/10/2017
- Strikeouts:** 8, vs. FGCU, 5/17/2016
- Walks:** 5, at North Carolina, 3/24/2017

Lepore In 2017										
DATE	OPPON.	W/L	IP	H	R	ER	BB	K	NP	
2/17	Rutgers	W	6.0	2	0	0	0	7	84	
2/24	@Florida	L	6.0	6	1	1	2	6	94	
3/3	Dartmouth	L	8.0	4	1	1	3	6	100	
3/10	Ga Tech	ND	4.1	8	7	7	1	2	83	
3/17	@NC State	ND	5.2	7	3	3	1	6	88	
3/24	@UNC	L	3.0+	7	6	5	5	0	87	

19

JEB BARGFELDT

JR

LHP

OWASSO, OKLA.

6-0, 175 LB.



**The Bargfeldt Profile**

**B/T:** L/L

**High School:** Owasso

**Junior College:** Cisco (TX)

**Other College:** Wichita State

**Career Record:** 1-2

**Career ERA:** 2.61

**Favorite Pitch:** Changeup

**Favorite Sport (non-baseball):** Football

**Favorite Movie:** Lone Survivor

**Favorite Actor:** Matt Damon

**Favorite Music Type:** Country

**Favorite Athlete (non-baseball):** Russell Wilson

**Favorite Baseball Player:** Madison Bumgarner

**Major:** Criminology / **Minors:** Communications, History

**Junior (2017)...**

Made first start of Miami career against Rutgers (2/18), tossing 5.2 impressive innings...Scattered five hits and two runs (one earned) with five strikeouts... Father John, head coach of Tulsa softball team, and members of Golden Hurricanes softball were in town for tournament at nearby FAU and watched Jeb make Miami debut...Picked up hard-luck loss at Florida (2/25), tossing six innings and allowing just two runs in 2-0 shutout... Exited with no-decision but pitched six strong innings in eventual 3-2 win over Dartmouth (3/4)...Struck out career-best eight batters against Big Green... Has been teammate and roommate of fellow Hurricane Michael Burns for three years - first at Wichita State, then at Cisco College, now at Miami...Had start at NC State (3/18) cut short due to lightning and weather delay that lasted over 90 minutes...Tossed 2.1 scoreless innings before delay hit in third inning...Gave up career-high four runs (three earned) on career-high five walks in 75-pitch performance at No. 8 North Carolina (3/25).

**Before Miami...**

Helped lead Cisco College to Junior College World Series in 2016...Finished only season with Wranglers with 12-1 record...Pitched at Wichita State in 2015 and finished 3-4 in 12 starts...Recorded 4.45 ERA in 58.2 innings with Shockers.

**High School/Prep...**

Four-year letterwinner at Owasso...Helped lead team to 2013 state championship and perfect 36-0 record...Earned 2014 Rawlings Gold Glove...Named 2013 Louisville Slugger All-American.

**Personal...**

Parents are John and Barbara...Has one brother and one sister...Father played professional baseball in Chicago Cubs organization and is current head softball coach at Tulsa...Mother works for Oklahoma Heart Institute

**BARGFELDT CAREER STATISTICS**

YEAR	ERA	W-L	APP	IP	H	R	ER	BB	SO	SV	B/AVG
2017	2.61	1-2	6	31.0	25	11	9	16	24	0	.217
<b>CAREER</b>	2.61	1-2	6	31.0	25	11	9	16	24	0	.217

**BARGFELDT CAREER HIGHS**

**Innings:** 6.0, three times (last vs. Georgia Tech, 3/11/2017)

**Hits:** 6, twice (last vs. Georgia Tech, 3/11/2017)

**Runs:** 4, at North Carolina, 3/25/2017


**Earned Runs:** 3, at North Carolina, 3/25/2017

**Strikeouts:** 8, vs. Dartmouth, 3/4/2017

**Walks:** 5, at North Carolina, 3/25/2017

DATE	OPPON.	W/L	IP	H	R	ER	BB	K	NP
2/18	Rutgers	W	5.2	5	2	1	2	5	86
2/25	@Florida	L	6.0	3	2	2	3	3	89
3/4	Dartmouth	ND	6.0	6	2	2	2	8	95
3/11	Ga Tech	MD	6.0	6	1	1	3	6	106
3/18	@NC State	ND	2.1	3	0	0	1	0	28
3/25	@UNC	L	5.0	2	4	3	5	2	75

**18 MICHAEL MEDIAVILLA JR LHP HIALEAH, FLA. 6-5, 225 LB.**



**The Mediavilla Profile**

**B/T:** R/L  
**High School:** Mater Academy  
**Career Record:** 17-7  
**Career ERA:** 3.30  
**\*2017 PRESEASON ALL-AMERICA**  
**\*2016 RAWLINGS ALL-AMERICA**  
**\*2016 ALL-ACC SECOND TEAM**

**Favorite Pitch:** Fastball  
**Favorite Sport (non-baseball):** Football  
**Favorite Movie:** Benchwarmers  
**Favorite Actor:** The Rock  
**Favorite Band:** Zac Brown Band  
**Favorite Athlete (non-baseball):** Tom Brady  
**Favorite Baseball Player:** Derek Jeter  
**Major:** Sports Administration / **Minors:** Education

**Junior (2017)...**

Started series finale against Rutgers (2/19) and allowed six runs (three earned) in 3.1 innings...Made second start of season at Florida (2/26) and allowed three runs in 4.0 innings...Struck out six batters but walked four in 82-pitch outing... Allowed two earned runs in 5.0+ innings vs. Dartmouth (3/5)...Picked up first win of season with six strong innings vs. Georgia Tech (3/12)...Set career mark with 11 strikeouts, all swinging, vs. Yellow Jackets...Earned second straight win with five effective innings at NC State (3/19)...Struck out three batters and allowed four runs (two earned) across 86 pitches against Wolfpack...Delivered best performance of season in win at No. 8 North Carolina (3/26), allowing just two runs in 6.1 innings across 97 pitches...Picked up win for third straight start in victory over Tar Heels.

**Sophomore (2016)...**

Recognized with second-team All-America honors from ABCA/Rawlings after shining in first season as member of weekend rotation...Earned third-team All-ACC honors...Recorded 11-2 record and 3.40 ERA in 18 starts...Led all pitchers with 85 strikeouts in team-high 103.1 innings...Walked 43 batters...Held opponents to .233 average, lowest among weekend starters...Became Miami's first 11-game winner since 2008...Finished home regular season schedule with 7-0 record and 1.70 ERA in regular season...Tossed at least six innings in 12 of 18 starts, and went seven innings in five starts...Earned wins over six ranked teams in regular season...Struck out career-high nine batters in start at Virginia Tech (March 12)...Helped clinch first series victory over Florida State in Tallahassee since 2008 with six innings in Game 1 of doubleheader (May 21)...Allowed just two runs in six innings in start against Seminoles at ACC Championship in Durham, N.C. (May 28)...Exited with nodecision but tossed seven strong innings with six strikeouts against Long Beach State (June 4) in NCAA Coral Gables Regional start...Struck out seven batters in career-long 7.2 innings in NCAA Super Regional start vs. Boston College (June 10)...Started College World Series opener vs. Arizona (June 18), pitched five innings

**True Freshman (2015)...**

Served as team's top lefthanded reliever in first season and turned in dominant campaign...Recognized with Louisville Slugger Freshman All-America honors from Collegiate Baseball Newspaper...Recorded 1.94 ERA in team-leading 37 appearances (lowest among qualifying relievers), totaling 53 strikeouts in 41.2 innings...Held opponents to paltry .182 batting average and finished with 3-2 record...53 strikeouts were most among all relievers and fifth-most on staff...Struck out more than one batter in 13 of 37 appearances...Made career debut on Opening Day vs. Rutgers (Feb. 13), tossing 0.2 innings with one strikeout...Made two relief appearances in team's series at Florida (Feb. 20-22) with three strikeouts...Set career high with four strikeouts in 2.0 clean innings of relief at North Carolina (March 28)... Tossed 2.0 innings in back-to-back NCAA Coral Gables Super Regional games vs. VCU (June 5-6) and combined to strike out five batters...Saw action in all three games of team's run at College World Series, tossing 3.2 combined innings with three combined strikeouts.

**High School/Prep...**

Selected by Cincinnati Reds in 40th Round of 2014 MLB First-Year Player Draft...Ranked No. 240 national high school prospect by Perfect Game...Four-year letterwinner at Mater Academy...Helped lead Mater to 2014 state championship and back-to-back district championships...Finished career with 25-4 record and 237 strikeouts.

**MEDIAVILLA CAREER STATISTICS**

YEAR	ERA	W-L	APP	IP	H	R	ER	BB	SO	SV	B/AVG
2017	4.85	3-3	6	29.2	34	24	16	14	27	0	.281
2016	3.40	11-2	18	103.1	88	42	39	43	85	0	.233
2015	1.94	3-2	37	41.2	26	13	9	19	53	0	.182
<b>CAREER</b>	<b>3.30</b>	<b>17-7</b>	<b>61</b>	<b>174.2</b>	<b>148</b>	<b>79</b>	<b>64</b>	<b>76</b>	<b>165</b>	<b>0</b>	<b>.231</b>

**MEDIAVILLA CAREER HIGHS**

**Innings:** 7.2, vs. Boston College, 6/10/2016  
**Hits:** 8, twice (last at Georgia Tech, 5/8/2016)  
**Runs:** 8, at Duke, 4/16/2016  
**Earned Runs:** 8, at Duke, 4/16/2016  
**Strikeouts:** 11, vs. Georgia Tech, 3/12/2017  
**Walks:** 5, vs. Virginia, 4/23/2016

**Mediavilla In 2017**

DATE	OPPON.	W/L	IP	H	R	ER	BB	K	NP
2/19	Rutgers	L	3.1	4	6	3	2	2	88
2/26	@Florida	L	4.0	5	3	3	4	6	82
3/5	Dartmouth	L	5.0+	7	5	2	2	3	90
3/12	Ga Tech	W	6.0	9	4	4	0	11	106
3/19	@NC State	W	5.0	3	4	2	4	3	86
3/26	@UNC	W	6.1	6	2	2	2	2	97





## 2017 Miami Hurricanes Baseball Overall Statistics for Miami (FL) (as of Mar 29, 2017) (All games Sorted by Batting avg)



Record: 11-14 Home: 8-5 Away: 3-9 ACC: 4-5

Player	avg	gp-gs	ab	r	h	2b	3b	hr	rbi	tb	slg%	bb	hp	so	gdp	ob%	sf	sh	sb-att	po	a	e	fld%
Brandon Gali	.273	16-14	44	7	12	2	1	0	7	16	.364	4	0	8	1	.333	0	2	3-4	26	31	3	.950
Carl Chester	.269	25-25	93	15	25	3	0	2	13	34	.366	10	3	8	3	.355	1	2	3-5	56	2	0	1.000
Michael Burns	.259	23-22	85	7	22	1	1	1	17	28	.329	8	2	13	0	.337	0	0	2-4	46	1	4	.922
Romy Gonzalez	.253	25-25	91	19	23	5	1	5	19	45	.495	12	0	27	1	.333	2	1	6-6	51	51	5	.953
James Davison	.203	22-17	64	10	13	0	1	0	5	15	.234	7	6	20	1	.338	0	5	6-9	47	0	0	1.000
Johnny Ruiz	.200	25-25	85	12	17	5	1	1	7	27	.318	22	0	35	1	.364	0	1	1-2	27	45	2	.973
Randy Batista	.176	17-10	34	4	6	0	0	0	3	6	.176	8	1	12	1	.349	0	1	0-1	8	10	0	1.000
Joe Gomez	.153	21-19	59	7	9	0	0	2	7	15	.254	5	4	20	2	.265	0	2	0-0	144	19	3	.982
Edgar Michelangeli	.139	23-23	72	8	10	1	0	1	6	14	.194	13	1	27	0	.279	0	0	0-1	11	36	4	.922
Christopher Barr	.109	21-14	46	8	5	1	0	0	2	6	.130	11	1	11	3	.293	0	2	0-0	135	7	2	.986
-----																							
Michael Amditis	.357	6-5	14	1	5	1	0	0	3	6	.429	2	0	2	0	.438	0	0	0-0	33	1	2	.944
Barry Buchowski	.200	8-4	15	2	3	1	0	0	1	4	.267	3	2	7	0	.400	0	0	1-1	7	1	0	1.000
Nico Baldor	.182	13-2	11	1	2	1	0	0	1	3	.273	2	0	5	1	.286	1	0	0-0	2	0	0	1.000
Hunter Tackett	.156	13-10	32	1	5	0	0	0	0	5	.156	6	0	12	0	.289	0	0	1-1	13	1	0	1.000
Gregory Veliz	.114	14-10	35	1	4	0	1	0	1	6	.171	3	3	12	0	.244	0	0	0-0	39	5	4	.917
Alex Sanchez	.000	2-0	1	0	0	0	0	0	0	0	.000	0	0	1	0	.000	0	0	0-0	2	0	0	1.000
Michael Perez	.000	1-0	1	0	0	0	0	0	0	0	.000	0	0	0	0	.000	0	0	0-0	0	0	2	.000
Totals	.206	25	782	103	161	21	6	12	92	230	.294	116	23	220	14	.324	4	16	23-34	656	246	33	.965
Opponents	.246	25	825	120	203	40	4	21	107	314	.381	102	23	187	14	.341	11	12	27-32	658	267	32	.967

LOB - Team (180), Opp (197). DPs turned - Team (16), Opp (21).

### (All games Sorted by Earned run avg)

Player	era	w-l	app	gs	cg	sho	sv	ip	h	r	er	bb	so	2b	3b	hr	b/avg	wp	hp	bk	sfa	sha	
Gregory Veliz	2.39	2-2	5	5	0	0/0	0	26.1	14	7	7	14	29	3	0	1	.149	1	7	0	1	0	
Jeb Bargfeldt	2.61	1-2	6	6	0	0/0	0	31.0	25	11	9	16	24	4	1	6	.217	0	3	0	0	0	
Jesse Lepore	4.64	1-3	6	6	0	0/1	0	33.0	34	18	17	12	27	7	1	1	.274	2	4	1	1	2	
Michael Mediavilla	4.85	3-3	6	6	0	0/0	0	29.2	34	24	16	14	27	8	0	4	.281	2	1	2	1	1	
-----																							
Daniel Epstein	0.00	0-0	2	0	0	0/0	0	3.0	1	0	0	1	1	0	0	0	.091	0	1	0	0	0	
Frankie Bartow	2.45	1-1	11	0	0	0/1	6	11.0	9	3	3	5	5	1	0	1	.231	1	0	0	2	1	
Albert Maury Jr.	3.45	1-0	12	0	0	0/0	0	15.2	15	7	6	7	10	1	1	0	.273	0	1	0	3	2	
Andrew Cabezas	3.52	0-2	14	0	0	0/1	1	23.0	22	11	9	8	27	4	1	0	.247	2	3	0	0	2	
Evan McKendry	4.15	2-1	7	2	0	0/0	0	21.2	20	14	10	10	15	6	0	3	.250	1	2	0	2	4	
Keven Pimentel	4.15	0-0	6	0	0	0/0	0	13.0	11	6	6	5	13	3	0	1	.234	2	0	0	0	0	
Ryan Guerra	7.04	0-0	6	0	0	0/0	0	7.2	10	6	6	3	3	0	0	2	.323	0	1	0	1	0	
Mason Studstill	18.00	0-0	1	0	0	0/0	0	1.0	1	2	2	1	2	0	0	1	.250	0	0	0	0	0	
Daniel Rivero	20.25	0-0	3	0	0	0/0	0	2.2	4	6	6	4	4	1	0	1	.333	0	0	0	0	0	
Michael Perez	99.00	0-0	2	0	0	0/0	0	0.0	3	5	5	2	0	2	0	0	1.000	0	0	0	0	0	
Totals	4.20	11-14	25	25	0	1/1	7	218.2	203	120	102	102	187	40	4	21	.246	11	23	3	11	12	
Opponents	3.69	14-11	25	25	0	5/5	7	219.1	161	103	90	116	220	21	6	12	.206	21	23	3	4	16	

PB - Team (8), Gomez, J. 5, Buchowski, B 2, Amditis, M. 1, Opp (3). Pickoffs - Team (6), Mediavilla 2, Bargfeldt, J 2, Cabezas, A. 1, Lepore, J. 1, Opp (2).



**2017 Miami Hurricanes Baseball**  
**Conference statistics for Miami (FL) (as of Mar 29, 2017)**  
**(ACC games only Sorted by Batting avg)**



Record: 4-5 Home: 2-1 Away: 2-4 ACC: 4-5

Player	avg	gp-gs	ab	r	h	2b	3b	hr	rbi	tb	slg%	bb	hp	so	gdp	ob%	sf	sh	sb-att	po	a	e	fld%
Michael Burns	.343	9-9	35	4	12	0	1	1	12	17	.486	4	1	5	0	.425	0	0	0-0	26	0	2	.929
Carl Chester	.324	9-9	37	8	12	3	0	0	8	15	.405	4	0	2	2	.381	1	2	2-2	21	0	0	1.000
Romy Gonzalez	.314	9-9	35	7	11	0	1	1	7	16	.457	6	0	11	0	.395	2	0	2-2	15	11	3	.897
James Davison	.265	9-9	34	9	9	0	1	0	1	11	.324	3	4	7	0	.390	0	3	3-6	26	0	0	1.000
Johnny Ruiz	.258	9-9	31	7	8	2	0	1	4	13	.419	12	0	13	0	.465	0	1	0-0	17	26	1	.977
Joe Gomez	.222	9-9	27	5	6	0	0	1	6	9	.333	3	3	9	1	.364	0	2	0-0	63	5	0	1.000
-----																							
Brandon Gali	.333	6-5	18	4	6	1	1	0	4	9	.500	2	0	3	0	.400	0	1	1-1	7	12	1	.950
Hunter Tackett	.333	2-0	3	0	1	0	0	0	0	1	.333	0	0	1	0	.333	0	0	0-0	0	0	0	.000
Randy Batista	.235	7-5	17	3	4	0	0	0	0	4	.235	2	1	7	0	.350	0	1	0-0	0	0	0	.000
Gregory Veliz	.176	7-4	17	1	3	0	1	0	1	5	.294	1	2	4	0	.300	0	0	0-0	4	0	2	.667
Christopher Barr	.111	8-5	18	5	2	1	0	0	0	3	.167	4	0	4	3	.273	0	2	0-0	44	4	2	.960
Edgar Michelangeli	.091	7-7	22	1	2	0	0	1	4	5	.227	5	0	8	0	.259	0	0	0-0	7	5	2	.857
Barry Buchowski	.000	4-1	3	1	0	0	0	0	0	0	.000	2	2	3	0	.571	0	0	1-1	0	0	0	.000
Nico Baldor	.000	5-0	2	0	0	0	0	0	1	0	.000	0	0	1	1	.000	1	0	0-0	1	0	0	1.000
Alex Sanchez	.000	1-0	1	0	0	0	0	0	0	0	.000	0	0	1	0	.000	0	0	0-0	0	0	0	.000
Michael Perez	.000	1-0	1	0	0	0	0	0	0	0	.000	0	0	0	0	.000	0	0	0-0	0	0	1	.000
Totals	.252	9	301	55	76	7	5	5	48	108	.359	48	13	79	7	.374	4	12	9-12	237	73	14	.957
Opponents	.266	9	320	52	85	19	2	8	45	132	.413	36	7	63	3	.348	5	2	9-11	243	94	18	.949

LOB - Team (80), Opp (81). DPs turned - Team (3), Opp (9).

**(ACC games only Sorted by Earned run avg)**

Player	era	w-l	app	gs	cg	sho	sv	ip	h	r	er	bb	so	2b	3b	hr	b/avg	wp	hp	bks	sfa	sha
Andrew Cabezas	2.61	0-2	6	0	0	0/0	0	10.1	10	5	3	3	13	2	0	0	.244	1	2	0	0	1
Jeb Bargfeldt	2.70	0-1	3	3	0	0/0	0	13.1	11	5	4	9	8	3	1	1	.208	0	1	0	0	0
Michael Mediavilla	4.15	3-0	3	3	0	0/0	0	17.1	18	10	8	6	16	4	0	3	.261	0	1	0	0	1
Jesse Lepore	10.38	0-1	3	3	0	0/0	0	13.0	22	16	15	7	8	5	0	1	.373	2	2	1	1	0
-----																						
Daniel Epstein	0.00	0-0	1	0	0	0/0	0	2.0	0	0	0	1	0	0	0	0	.000	0	1	0	0	0
Frankie Bartow	2.70	0-0	3	0	0	0/0	3	3.1	3	1	1	2	1	0	0	0	.231	1	0	0	1	0
Ryan Guerra	3.60	0-0	3	0	0	0/0	0	5.0	5	2	2	2	3	0	0	1	.263	0	0	0	1	0
Keven Pimentel	5.40	0-0	2	0	0	0/0	0	3.1	3	2	2	2	5	1	0	1	.231	1	0	0	0	0
Albert Maury Jr.	7.11	1-0	5	0	0	0/0	0	6.1	7	5	5	2	6	1	1	0	.292	0	0	0	2	0
Evan McKendry	9.00	0-1	2	0	0	0/0	0	5.0	6	6	5	2	3	3	0	1	.273	1	0	0	0	0
Totals	5.13	4-5	9	9	0	0/0	3	79.0	85	52	45	36	63	19	2	8	.266	6	7	1	5	2
Opponents	5.11	5-4	9	9	0	0/0	3	81.0	76	55	46	48	79	7	5	5	.252	12	13	0	4	12

PB - Team (1), Gomez, J. 1, Opp (1). Pickoffs - Team (2), Mediavilla 1, Lepore, J. 1.



## 2017 Miami Hurricanes Baseball Game Results for Miami (FL) (as of Mar 29, 2017) (All games)



Date	Opponent	Score	Inns	Overall	ACC	Pitcher of record	Attend	Time
Feb 17, 2017	RUTGERS	w 3-0	9	1-0-0	0-0-0	Lepore, J. (W 1-0)	3135	2:29
Feb 18, 2017	RUTGERS	w 8-4	9	2-0-0	0-0-0	Bargfeldt, J (W 1-0)	3109	3:01
Feb 19, 2017	RUTGERS	L 6-17	9	2-1-0	0-0-0	Mediavilla (L 0-1)	2614	4:00
Feb 24, 2017	at #2 Florida	L 0-1	9	2-2-0	0-0-0	Lepore, J. (L 1-1)	5385	2:36
Feb 25, 2017	at #2 Florida	L 0-2	9	2-3-0	0-0-0	Bargfeldt, J (L 1-1)	6160	2:28
Feb 26, 2017	at #2 Florida	L 2-6	9	2-4-0	0-0-0	Mediavilla (L 0-2)	5262	2:43
03/01/17	at Florida Atlantic	w 5-2	9	3-4-0	0-0-0	McKendry, E. (W 1-0)	1729	3:31
Mar 03, 2017	DARTMOUTH	L 0-1	9	3-5-0	0-0-0	Lepore, J. (L 1-2)	2113	2:14
Mar 04, 2017	DARTMOUTH	w 3-2	9	4-5-0	0-0-0	Bartow, F. (W 1-0)	3088	2:50
Mar 05, 2017	DARTMOUTH	L 0-5	9	4-6-0	0-0-0	Mediavilla (L 0-3)	2627	2:41
Mar 07, 2017	FIU	L 1-12	9	4-7-0	0-0-0	Veliz, G. (L 0-1)	2440	2:58
Mar 08, 2017	at FIU	L 2-3	9	4-8-0	0-0-0	Bartow, F. (L 1-1)	1564	2:50
* Mar 10, 2017	#23 GEORGIA TECH	w 10-8	9	5-8-0	1-0-0	Maury Jr., A (W 1-0)	2546	3:18
* Mar 11, 2017	#23 GEORGIA TECH	L 5-7	(11)	5-9-0	1-1-0	Cabezas, A. (L 0-1)	2577	4:17
* Mar 12, 2017	#23 GEORGIA TECH	w 17-7	9	6-9-0	2-1-0	Mediavilla (W 1-3)	2957	3:23
Mar 14, 2017	MAINE	w 4-3	9	7-9-0	2-1-0	McKendry, E. (W 2-0)	2327	2:16
Mar 15, 2017	MAINE	w 7-2	9	8-9-0	2-1-0	Veliz, G. (W 1-1)	2431	3:02
* Mar 17, 2017	at NC State	L 3-5	9	8-10-0	2-2-0	Cabezas, A. (L 0-2)	2463	2:47
* Mar 18, 2017	at NC State	L 2-5	9	8-11-0	2-3-0	McKendry, E. (L 2-1)	2511	4:24
* Mar 19, 2017	at NC State	w 7-5	9	9-11-0	3-3-0	Mediavilla (W 2-3)	2897	2:50
Mar 22, 2017	FLORIDA ATLANTIC	w 7-5	9	10-11-0	3-3-0	Veliz, G. (W 2-1)	2375	2:50
* Mar 24, 2017	at #8 North Carolina	L 2-7	9	10-12-0	3-4-0	Lepore, J. (L 1-3)	1063	3:08
* Mar 25, 2017	at #8 North Carolina	L 3-6	9	10-13-0	3-5-0	Bargfeldt, J (L 1-2)	2476	3:05
* Mar 26, 2017	at #8 North Carolina	w 6-2	9	11-13-0	4-5-0	Mediavilla (W 3-3)	1110	3:05
Mar 29, 2017	at #9 FGCU Eagles	L 0-3	9	11-14-0	4-5-0	Veliz, G. (L 2-2)	2074	2:26

\* = Conference game

() extra inning game





**2017 Miami Hurricanes Baseball  
Games Summary for Miami (FL) (as of Mar 29, 2017)  
(All games)**



<b>Score by innings</b>	<b>1</b>	<b>2</b>	<b>3</b>	<b>4</b>	<b>5</b>	<b>6</b>	<b>7</b>	<b>8</b>	<b>9</b>	<b>EX</b>	<b>Total</b>
Miami (FL)	10	15	18	10	14	6	10	17	3	0	103
Opponents	9	6	9	18	17	15	20	12	12	2	120

**Record when ...**

Overall	11-14	After 6 leading	9-2
Conference	4-5	..... trailing	1-11
Non-Conference	7-9	..... tied	1-1
Home games	8-5	After 7 leading	10-0
Away games	3-9	..... trailing	0-13
Neutral site	0-0	..... tied	1-1
Day games	3-6	After 8 leading	10-0
Night games	8-8	..... trailing	0-12
vs Left starter	2-2	..... tied	1-2
vs Right starter	9-12		
1-Run games	2-3	Hit 0 home runs	6-11
2-Run games	3-3	... 1 home run	3-1
5+Run games	2-4	... 2+ home runs	2-2
Extra innings	0-1		
Shutouts	1-5	Opponent 0 home runs	4-9
		..... 1 home run	3-2
		..... 2+ HRs	4-3
Scoring 0-2 runs	0-10		
..... 3-5 runs	4-3		
..... 6-9 runs	5-1	Made 0 errors	4-6
..... 10+ runs	2-0	.... 1 error	5-1
		.... 2+ errors	2-7
Opponent 0-2 runs	5-3		
..... 3-5 runs	4-5	Opp. made 0 errors	3-6
..... 6-9 runs	2-4	..... 1 error	2-4
..... 10+ runs	0-2	..... 2+ errors	6-4
Scored in 1st inning	4-1	Out-hit opponent	6-3
Opp. scored in 1st	2-5	Out-hit by opponent	4-10
Scores first	7-3	Hits are tied	1-1
Opp. scores first	4-11		

**Record when team scores:**

Runs	0	1	2	3	4	5	6	7	8	9	10+
W-L	0-5	0-1	0-4	2-2	1-0	1-1	1-1	3-0	1-0	0-0	2-0

**Record when opponent scores:**

Runs	0	1	2	3	4	5	6	7	8	9	10+
W-L	1-0	0-2	4-1	1-2	1-0	2-3	0-2	1-2	1-0	0-0	0-2

**Record when leading after:**

Inn.	1	2	3	4	5	6	7	8
W-L	4-1	8-1	10-1	10-2	9-2	9-2	10-0	10-0

**Record when trailing after:**

Inn.	1	2	3	4	5	6	7	8
W-L	1-5	0-7	0-8	0-9	1-10	1-11	0-13	0-12

**Record when tied after:**

Inn.	1	2	3	4	5	6	7	8
W-L	6-8	3-6	1-5	1-3	1-2	1-1	1-1	1-2



**2017 Miami Hurricanes Baseball  
Miscellaneous Stats for Miami (FL) (as of Mar 29, 2017)  
(All games)**



<b>Multiple Hit Games</b>	<b>2</b>	<b>3</b>	<b>4</b>	<b>5+</b>	<b>Total</b>
Romy Gonzalez	7	-	-	-	7
Michael Burns	5	1	-	-	6
Carl Chester	5	-	1	-	6
Brandon Gali	3	-	-	-	3
James Davison	1	2	-	-	3
Joe Gomez	2	-	-	-	2
Edgar Michelangeli	2	-	-	-	2
Michael Amditis	-	1	-	-	1
Johnny Ruiz	-	1	-	-	1
Hunter Tackett	1	-	-	-	1
<b>TEAM</b>	<b>26</b>	<b>5</b>	<b>1</b>	<b>0</b>	<b>32</b>

<b>Multiple RBI Games</b>	<b>2</b>	<b>3</b>	<b>4</b>	<b>5+</b>	<b>Total</b>
Romy Gonzalez	6	1	-	-	7
Carl Chester	4	-	-	-	4
Michael Burns	-	2	-	1	3
Johnny Ruiz	2	-	-	-	2
Joe Gomez	-	1	-	-	1
Randy Batista	1	-	-	-	1
James Davison	1	-	-	-	1
Edgar Michelangeli	1	-	-	-	1
Michael Amditis	-	1	-	-	1
<b>TEAM</b>	<b>15</b>	<b>5</b>	<b>0</b>	<b>1</b>	<b>21</b>

<b>Hitting Streaks</b>	<b>Longest</b>	<b>Current</b>
Carl Chester	9	-
Romy Gonzalez	6	-
Johnny Ruiz	5	1
Michael Burns	4	-
Brandon Gali	4	-
Randy Batista	3	2
James Davison	3	-
Joe Gomez	3	-
Christopher Barr	2	-
Hunter Tackett	2	-
Michael Amditis	2	2
Edgar Michelangeli	1	1
Gregory Veliz	1	-
Barry Buchowski	1	1
Nico Baldor	1	-

<b>Reached Base Streaks</b>	<b>Longest</b>	<b>Current</b>
Johnny Ruiz	19	19
Carl Chester	15	-
Romy Gonzalez	12	-
Randy Batista	7	7
Michael Burns	7	-
Brandon Gali	6	-
Hunter Tackett	6	-
Joe Gomez	5	1
Edgar Michelangeli	5	1
Barry Buchowski	5	5
James Davison	5	-
Gregory Veliz	5	-
Christopher Barr	3	-
Michael Amditis	2	2
Nico Baldor	2	-

**2017 Miami Hurricanes Baseball  
Team Game-by-Game for Miami (FL) (as of Mar 29, 2017)  
Batting (All games)**

Date	Opponent	ab	r	h	rbi	2b	3b	hr	tb	bb	ibb	sb	cs	hbp	sac	sf	gdp	k	po	a	e	lob	avg
Feb 17	RUTGERS	30	3	4	2	1	0	1	8	3	0	0	0	0	0	0	1	9	27	8	0	6	.133
Feb 18	RUTGERS	31	8	8	8	3	0	0	11	4	0	3	0	0	0	0	0	5	27	10	1	3	.197
Feb 19	RUTGERS	34	6	8	6	2	0	0	10	10	0	3	1	2	0	0	0	9	27	14	6	13	.211
Feb 24	at Florida	30	0	2	0	1	0	0	3	1	0	1	0	0	0	0	0	9	24	6	0	4	.176
Feb 25	at Florida	30	0	5	0	0	0	0	5	3	0	2	1	0	0	0	1	13	24	8	1	6	.174
Feb 26	at Florida	30	2	5	2	0	0	2	11	5	0	0	0	1	1	0	1	11	24	15	3	8	.173
03/01/17	at Florida Atlantic	31	5	7	5	1	0	1	11	5	0	1	1	1	1	0	0	11	27	10	1	6	.181
Mar 03	DARTMOUTH	28	0	2	0	1	0	0	3	1	0	0	0	0	0	0	0	12	27	14	0	2	.168
Mar 04	DARTMOUTH	30	3	8	2	1	0	0	9	2	1	1	0	1	0	0	1	5	27	11	0	5	.179
Mar 05	DARTMOUTH	35	0	8	0	0	0	0	8	1	0	0	0	1	0	0	0	8	27	12	3	10	.184
Mar 07	FIU	29	1	3	1	1	0	0	4	4	0	0	1	0	0	0	0	11	27	14	2	5	.178
Mar 08	at FIU	29	2	3	2	1	0	0	4	5	0	0	1	1	1	0	0	12	26	12	0	7	.172
*Mar 10	GEORGIA TECH	30	10	10	9	2	3	0	18	7	0	2	0	2	3	1	0	11	27	5	1	9	.184
*Mar 11	GEORGIA TECH	42	5	12	5	2	0	1	17	7	3	1	2	4	1	1	0	10	33	11	3	17	.194
*Mar 12	GEORGIA TECH	37	17	15	15	2	0	2	23	9	1	3	0	4	2	0	1	7	27	3	2	11	.210
Mar 14	MAINE	24	4	3	3	1	0	1	7	5	0	1	2	1	1	0	0	6	27	16	1	3	.206
Mar 15	MAINE	30	7	8	6	1	0	0	9	13	0	1	0	1	0	0	2	5	27	10	1	13	.209
*Mar 17	at NC State	28	3	5	3	0	0	2	11	5	0	0	1	0	2	1	1	13	24	9	0	6	.208
*Mar 18	at NC State	29	2	6	2	1	1	0	9	5	0	1	0	0	2	0	2	6	24	11	0	7	.208
*Mar 19	at NC State	35	7	6	5	0	0	0	6	6	0	1	0	1	0	0	0	9	27	11	2	8	.206
Mar 22	FLORIDA ATLANTIC	31	7	9	7	0	1	2	17	5	0	1	1	1	0	0	0	5	27	7	0	6	.210
*Mar 24	at North Carolina	30	2	5	1	0	0	0	5	5	0	0	0	0	0	0	2	11	24	7	2	6	.208
*Mar 25	at North Carolina	35	3	10	3	0	0	0	10	2	0	0	0	1	1	0	1	7	24	8	4	9	.212
*Mar 26	at North Carolina	35	6	7	5	0	1	0	9	2	0	1	0	1	1	1	0	5	27	8	0	7	.211
Mar 29	at FGCU Eagles	29	0	2	0	0	0	0	2	1	0	0	0	0	0	0	1	10	24	6	0	3	.206
Totals		782	103	161	92	21	6	12	230	116	5	23	11	23	16	4	14	220	656	246	33	180	.206

2017 Miami Hurricanes Baseball  
 Team Game-by-Game for Miami (FL) (as of Mar 29, 2017)  
 Pitching (All games)

Date	Opponent	ip	h	r	er	bb	so	2b	3b	hr	wp	bk	hbp	dp	ibb	score	w-l	sv	era
Feb 17	RUTGERS	9.0	3	0	0	1	9	0	0	0	1	0	0	1	0	3-0	1-0	1	0.00
Feb 18	RUTGERS	9.0	9	4	3	3	7	0	0	2	0	0	1	2	0	8-4	2-0	1	1.50
Feb 19	RUTGERS	9.0	16	17	14	9	4	5	0	1	0	1	0	2	1	6-17	2-1	1	5.67
Feb 24	at Florida	8.0	8	1	1	3	8	0	1	0	0	0	1	1	0	0-1	2-2	1	4.63
Feb 25	at Florida	8.0	3	2	2	4	6	1	0	2	0	0	0	1	0	0-2	2-3	1	4.19
Feb 26	at Florida	8.0	9	6	4	7	7	3	0	0	1	0	0	1	0	2-6	2-4	1	4.24
03/01/17	at Florida Atlantic	9.0	7	2	2	4	6	2	0	0	0	0	2	1	0	5-2	3-4	2	3.90
Mar 03	DARTMOUTH	9.0	5	1	1	4	7	2	1	0	0	0	1	2	1	0-1	3-5	2	3.52
Mar 04	DARTMOUTH	9.0	6	2	2	4	10	0	0	2	0	0	1	2	0	3-2	4-5	2	3.35
Mar 05	DARTMOUTH	9.0	7	5	2	4	6	0	0	1	2	1	0	0	0	0-5	4-6	2	3.21
Mar 07	FIU	9.0	12	12	12	6	11	3	0	2	0	0	3	0	0	1-12	4-7	2	4.03
Mar 08	at FIU	8.2	6	3	2	3	9	1	0	0	0	0	0	0	1	2-3	4-8	2	3.87
*Mar 10	GEORGIA TECH	9.0	12	8	8	3	10	3	0	1	1	1	1	0	0	10-8	5-8	3	4.20
*Mar 11	GEORGIA TECH	11.0	12	7	5	5	12	4	0	0	0	0	1	0	1	5-7	5-9	3	4.19
*Mar 12	GEORGIA TECH	9.0	12	7	7	2	15	4	0	4	1	0	0	0	0	17-7	6-9	3	4.38
Mar 14	MAINE	9.0	8	3	2	2	9	1	0	1	0	0	2	0	0	4-3	7-9	4	4.23
Mar 15	MAINE	9.0	7	2	2	4	10	1	0	0	1	0	2	0	0	7-2	8-9	5	4.09
*Mar 17	at NC State	8.0	9	5	5	4	9	4	0	0	3	0	0	0	0	3-5	8-10	5	4.17
*Mar 18	at NC State	8.0	10	5	5	2	4	2	1	0	1	0	0	1	0	2-5	8-11	5	4.24
*Mar 19	at NC State	9.0	5	5	3	4	6	1	0	1	0	0	1	1	0	7-5	9-11	6	4.18
Mar 22	FLORIDA ATLANTIC	9.0	6	5	5	4	9	1	0	2	0	0	3	0	0	7-5	10-11	6	4.22
*Mar 24	at North Carolina	8.0	10	7	6	8	2	0	0	0	0	0	2	0	0	2-7	10-12	6	4.32
*Mar 25	at North Carolina	8.0	4	6	4	6	2	1	1	2	0	0	1	0	0	3-6	10-13	6	4.33
*Mar 26	at North Carolina	9.0	11	2	2	2	3	0	0	0	0	0	1	1	0	6-2	11-13	7	4.23
Mar 29	at FGCU Eagles	8.0	6	3	3	4	6	1	0	0	0	0	0	0	0	0-3	11-14	7	4.20
Totals		218.2	203	120	102	102	187	40	4	21	11	3	23	16	4	103-120	11-14	7	4.20





**2017 Miami Hurricanes Baseball**  
**Miami (FL) at #9 FGCU Eagles**  
 Mar 29, 2017 at Fort Myers, Fla. (Swanson Stadium)



**Miami (FL) 0 (11-14)**

**FGCU Eagles 3 (23-3)**

Player	ab	r	h	rbi	bb	so	po	a	lob
James Davison lf	4	0	0	0	0	2	7	0	0
Johnny Ruiz 2b	4	0	1	0	0	2	0	2	2
Carl Chester cf	4	0	0	0	0	0	1	0	0
Romy Gonzalez 1b	3	0	0	0	0	0	7	0	0
Michael Burns rf	3	0	0	0	0	2	1	0	0
Brandon Gali ss	3	0	0	0	0	1	2	1	0
Gregory Veliz p/dh	3	0	0	0	0	2	1	0	0
Edgar Michelangeli 3b	3	0	1	0	0	1	0	1	0
Joe Gomez c	1	0	0	0	1	0	3	2	1
Nico Baldor ph	1	0	0	0	0	0	0	0	0
Alex Sanchez c	0	0	0	0	0	0	2	0	0
Andrew Cabezas p	0	0	0	0	0	0	0	0	0
Frankie Bartow p	0	0	0	0	0	0	0	0	0
<b>Totals</b>	<b>29</b>	<b>0</b>	<b>2</b>	<b>0</b>	<b>1</b>	<b>10</b>	<b>24</b>	<b>6</b>	<b>3</b>

Player	ab	r	h	rbi	bb	so	po	a	lob
REARDON, Matt 2b	3	1	1	0	1	0	0	1	0
GONZALEZ, Julio ss	3	0	1	2	1	1	1	9	0
RIVERA, Nick dh	3	0	1	1	1	1	0	0	0
YEAGER, Tyler pr	0	0	0	0	0	0	0	0	0
FEHRIBACH, Corey 1b	3	0	0	0	1	0	12	1	2
SMITH, Jake 1b	0	0	0	0	0	0	1	0	0
LOVELL, Eli lf	4	0	0	0	0	1	0	0	1
KRZEMINSKI, Cameron lf	0	0	0	0	0	0	0	0	0
LEVINE, Spencer c	4	0	1	0	0	1	10	0	3
COFFERS, Marc rf	4	1	1	0	0	1	1	0	1
MOREY, Gage cf	3	0	1	0	0	0	1	0	0
GARCIA, Richie 3b	3	1	0	0	0	1	0	0	0
LEON, Mario p	0	0	0	0	0	0	1	3	0
HERING, Kenton p	0	0	0	0	0	0	0	0	0
KOERNER, Sterling p	0	0	0	0	0	0	0	0	0
<b>Totals</b>	<b>30</b>	<b>3</b>	<b>6</b>	<b>3</b>	<b>4</b>	<b>6</b>	<b>27</b>	<b>14</b>	<b>7</b>

Score by Innings	1	2	3	4	5	6	7	8	9	R	H	E
Miami (FL)	0	0	0	0	0	0	0	0	0	<b>0</b>	<b>2</b>	<b>0</b>
FGCU Eagles	0	0	0	0	0	0	3	0	X	<b>3</b>	<b>6</b>	<b>2</b>

E - REARDON(7); LEON(4). DP - FGCU 1. LOB - UM 3; FGCU 7. 2B - RIVERA(3). SB - REARDON(5).

Miami (FL)	ip	h	r	er	bb	so	ab	bf	np	FGCU Eagles	ip	h	r	er	bb	so	ab	bf	np
Gregory Veliz	6.1	3	1	1	3	4	22	25	101	LEON, Mario	7.0	2	0	0	1	6	23	24	89
Andrew Cabezas	0.1	3	2	2	1	0	4	5	22	HERING, Kenton	1.0	0	0	0	0	2	3	3	8
Frankie Bartow	1.1	0	0	0	0	2	4	4	19	KOERNER, Sterling	1.0	0	0	0	0	2	3	3	16

Win - LEON (3-1). Loss - Veliz, G. (2-2). Save - KOERNER (9).  
 PB - LEVINE(5). Pitches/strikes: Veliz, G. 101/64; Cabezas, A. 22/12; Bartow, F. 19/13; LEON 89/63; HERING 8/8; KOERNER 16/11.

Umpires - HP: AJ Lostaglio 1B: Olindo Mattia 3B: Hank Himmanen  
 Start: 6:35 Time: 2:26 Attendance: 2074  
 Weather: 83, Partly Cloudy