



CONTACT: Amy Woodruff, Associate Communications Director
O: (305) 284-3241 | C: (813) 410-1194
A.Woodruff@miami.edu | @CanesHoops

2013-14 SCHEDULE

DATE	OPPONENT	TV/RPI	TIME/SCORE
Oct. 30	Florida Tech (exh.)		W, 84-55
Nov. 8	St. Francis Brooklyn	191	L, OT, 62-66
Nov. 11	Georgia Southern	313	W, OT, 81-80
Nov. 14	Texas Southern	312	W, 84-69
Nov. 18	at College of Charleston &	239	W, 70-54
Nov. 21	UCF	202	L, 58-63

DIRECTV Wooden Legacy (Anaheim, Calif.)

Nov. 28	vs. RV/- George Washington	31	L, OT, 63-71
Nov. 29	vs. Cal State Fullerton	290	W, 48-46
Dec. 1	vs. RV/RV Arizona State	34	W, 60-57
Dec. 4	at Nebraska!	48	L, 49-60
Dec. 8	Virginia Tech*	235	L, OT, 60-61
Dec. 19	at Savannah State	299	W, 68-51
Dec. 22	La Salle	96	W, 71-58
Dec. 30	Loyola (MD)	271	W, 71-48
Jan. 4	at No. 2 Syracuse*	9	L, 49-44
Jan. 8	at RV/RV North Carolina*	22	W, 63-57
Jan. 15	Florida State*	56	L, 53-63
Jan. 18	at Georgia Tech*	164	W, 56-42
Jan. 22	No. 18 Duke*	6	L, 46-67
Jan. 25	No. 2 Syracuse*	9	L, 52-64
Jan. 29	at Maryland*	68	L, 71-74
Feb. 1	Norfolk State	244	W, 64-49
Feb. 5	No. 25/22 Pittsburgh*	44	L, OT, 55-59
Feb. 8	NC State*	58	L, 55-56
Feb. 10	at Florida State*	56	W, 77-73
Feb. 15	at Virginia Tech*	235	L, 52-45
Feb. 19	Notre Dame*	113	W, 71-64
Feb. 22	Boston College*	184	W, 69-42
Feb. 26	at 12/11 Virginia*	RSN	7 p.m.
March 1	at NC State*	ACCN	12 p.m.
March 4	at Clemson*	ACCN	8 p.m.
March 8	Wake Forest*	RSN	2 p.m.
March 12	ACC Tournament		

All home games are played at the BankUnited Center

Game times are ET and subject to change

* ACC game ! Big Ten/ACC Challenge

& First game of Wooden Legacy, played in Charleston, S.C.

ACCN - ACC Network RSN - Regional Sports Network

All conference games on an ESPN network will also be available on WatchESPN.

All conference games carried on ACCN or RSN will also be available on ESPN3.

All games can be heard on WQAM 560 and Canes All Access on HurricaneSports.com

SOCIAL MEDIA

Website: HurricaneSports.com

Twitter, Instagram, Facebook: @CanesHoops

MIAMI MEDIA GUIDE

Miami is not printing media guides again this season.



2013-14



MIAMI

HURRICANES
(14-13, 5-9)

NATIONAL RANKING

-- / --

LAST TIME OUT

W, 69-42 vs. Boston College

STATISTICAL LEADERS

Points per Game

Rion Brown, 15.0
Garrius Adams, 10.2

Rebounds per Game

Rion Brown, 6.3

Assists per Game

Garrius Adams, 2.9

VIRGINIA

CAVALIERS
(23-5, 14-1)

NATIONAL RANKING

12 / 11

LAST TIME OUT

W, 70-49 vs. Notre Dame

STATISTICAL LEADERS

Points per Game

Malcolm Brogdon, 12.3
Joe Harris, 11.5

Rebounds per Game

Akil Mitchell, 6.8

Assists per Game

London Perrantes, 3.7

SETTING THE SCENE

Feb. 26, 2014 | 7 p.m.

John Paul Jones Arena | Charlottesville, Va.

TV: RSN - FOX Sports South

Radio: 560 WQAM

Web: WQAM.com | ESPN3

After leading Miami to the 2013 NCAA Sweet 16 and winning the school's first ACC regular season and tournament championships, **Jim Larrañaga** was honored as the AP, Naismith, USBWA Henry Iba, Adolph Rupp Cup and ACC Coach of the Year. The Bronx, N.Y., native helped Miami to a No. 2 national ranking by both the AP and USA TODAY, and a No. 2 seed in the NCAA Tournament. He is the 10th coach in the last 10 years to lead two top-10 programs.



THE GAME

Miami hits the road for three-straight games, beginning with a matchup against No. 12/11 Virginia on Feb. 26 at John Paul Jones Arena in Charlottesville, Va.

THE SERIES

Miami is 10-5 in the all-time series against Virginia, which dates back to the 1965-66 season. The Canes are 6-0 against the Cavaliers at home, 1-1 at neutral sites and 3-4 on the road. Miami won the last matchup against Virginia, defeating the Cavaliers, 54-50, on Feb. 19, 2013 at the BankUnited Center in Coral Gables. UM has won four of the last five meetings, and seven of the last nine.

THE BROADCASTS

Catch the game on RSN with Steve Martin and Dan Bonner making the call.

Watch the game on these affiliates: FOX Sports Carolinas, FOX Sports South, SUN Sports, Comcast SportsNet Mid-Atlantic, New England Sports Network, YES Network, FOX Sports Indiana Plus, FOX Sports North, FOX Sports Midwest Plus, FOX Sports West, FOX Sports Southwest Plus, ESPN3 (Subject to Blackout), ROOT Sports Pittsburgh, SportsTime Ohio, ROOT Sports Rocky Mtn., ROOT Sports Northwest.

Also check out the game on 560 WQAM Radio with Joe Zagacki, the Voice of the Hurricanes.

THE COACH

Head coach Jim Larrañaga has a 533-367 overall record in his 30th season as a head coach. He is 63-33 in his third season at the University of Miami.

THE POLLS (as of Feb. 20)

KenPom.com: Miami - 71, Virginia - 6

NCAA RPI: Miami - 125, Virginia - 16.

SOS: Miami - 69

THE WEATHER

Projected temperatures on game day: Coral Gables - 84/65. Charlottesville, Va. - 36/18.

UP NEXT

Miami plays three-straight road games at No. 12/11 Virginia (Feb. 26), NC State (March 1) and Clemson (March 4).

2013-14 ROSTER

#	Name	Pos.	Ht.	Wt.	Yr.	Hometown Previous School (s)
4	Raphael Akpejori	F	6-9	241	Sr.	Lagos, Nigeria Sunrise Christian Academy (Kan.) Averaging 20.8 mpg, 2.0 ppg & 3.0 rpg since joining starters, after 5.3 mpg, 0.7 ppg and 0.8 rpg in non-conference ... Engineering major.
5	Davon Reed	G	6-6	208	Fr.	Ewing, N.J. Princeton Day School (N.J.) Shooting guard playing out of position at the point ... Notched 16 points in 25 min. against Syracuse (1/25) ... 12 pts, 3 rebs vs. ND.
11	Mike Fernandez	G	6-1	189	Fr.	Coral Gables, Fla. Belen Jesuit Walk on raised in Coral Gables, Fla. ... H.M. All-Dade County ... Hit 40 percent of field goals senior season.
12	Justin Heller	G	6-2	177	Sr.	Boca Raton, Fla. West Boca Raton Community Walk on who earned scholarship spring 2014 semester ... Played in 17 career games ... Scored first ACC points (2) vs. BC on Feb. 22.
15	Rion Brown	G	6-6	211	Sr.	Hinesville, Ga. Liberty County Back-to-back double-doubles vs. VT and ND ... 7+ reb in 13 games ... 37.9% 3FG in ACC after 29.4% in non-conf.
20	Manu Lecomte	G	5-11	159	Fr.	Brussels, Belgium Athene des Pagodes 8.3 ppg in ACC / 7.5 ppg in non-conference ... Hit four FTs/g vs. Pitt, NCST and FSU ... Season high 19 points at MD ... 2+ assists 18 games.
21	Erik Swoope	F	6-5	220	Sr.	Lake Elsinore, Calif. Harvard-Westlake Since joining starting five vs. FSU: 6.3 ppg, 4.3 rpg, 1.5 apg, 0.3 bpg, 45.0%FG in 27.8 mpg ... Max bench press is 365 pounds.
22	Donnavan Kirk	F	6-9	228	Gr.	Pontiac, Mich. DePaul Detroit Country Day HS At FSU, 16 pts ... At MD, 9 points and 9 rebounds ... Block in 20 games, multiple blocks in 13 outings ... 7+ rebounds in 11 games.
23	Tonye Jekiri	C	7-0	235	So.	Hialeah, Fla. Champagnat Catholic School Nigeria At FSU 15 pts, 6 reb, 2 blocks ... Career-best 10 reb at UNC with 3 blocks & 2 steals ... 9 rebounds and 8 points vs. Duke ... Native of Nigeria.
25	Garrus Adams	G	6-6	200	Gr.	Apex, N.C. Middle Creek Eight-straight games with double-digit scoring ... 6.0 rpg in last seven outings ... 3+ assists in 16 games ... Career high 20 pts vs. UCF.
35	James Kelly	F	6-7	246	Jr.	Ann Arbor, Mich. Owens CC Pioneer HS Suspended indefinitely for violating team rules ... ACC season bests vs. Virginia Tech in Dec. and Feb.

REDSHIRTS (*will sit out 2013-14 season and have two years of eligibility remaining)

1	Deandre Burnett	G	6-2	191	Fr.	Miami, Fla. Carol City HS Sustained left wrist injury, redshirt for rookie season ... 2012 Parade All-American ... Avg. 37 ppg as a senior, third in the nation.
10	Sheldon McClellan *	G	6-5	206	Jr.	Houston, Texas Texas Bellaire Played 68 games, starting 24 at Texas ... In two seasons averaged 12.4 ppg, 3.6 rpg, 0.7 apg.
13	Angel Rodriguez *	G	5-11	181	Jr.	Cupey, P.R. Kansas State Miami Krop HS NABC All-District, All-Big 12, Big 12 All-Defensive Team ... Big 12 Co-Champions ... Played 65 career games, averaging 9.8 ppg, 4.2 apg.

LARRAÑAGA BY THE NUMBERS

1 - Coach Jim Larrañaga is one of four ACC coaches with a Final Four appearance to his credit.

4 - In 2006, Coach Jim Larrañaga became the first coach at a mid-major school to take his team to the NCAA Final Four in 27 years.

7 - Larrañaga is no stranger to the ACC. In his seven seasons as an assistant coach at Virginia, the Cavaliers participated in the NCAA Final Four in 1981 and 1984, won three ACC Championships and finished in the Top 5 of the AP rankings.

14 - Larrañaga has made 14 postseason appearances in the past 23 years, including six NCAA tournaments.

30 - Larrañaga is in his 30th year as a head coach and has successfully transitioned three institutions into successful programs: Miami, Bowling Green and George Mason.

LARRAÑAGA - WHY MIAMI?

Along with returning to the best basketball conference in the country, Coach L had a few personal reasons for accepting the head coaching job at Miami. Coach's grandfather was from Cuba, where he produced the Larrañaga [lare-en-YAH-ga] cigar. Coach's father was raised in Key West before moving to The Bronx, N.Y., getting married and raising six children. Coach L was raised in The Bronx, but vacationed to Florida as a boy. He also has owned a house in Sarasota - which he bought from Dick Vitale's daughter - for eight years, and three of his siblings have retired to Florida.

MIAMI VS. VIRGINIA (10-5)

Since the rebirth of Miami basketball in 1985: 8-5
In ACC games, regular season & tournament (2004-pres.): 8-5
Home: 5-0 Away: 2-4 Neutral: 1-1
Since the arrival of Jim Larrañaga (2011-pres.): 1-1
Home: 1-0 Away: 0-1

UM VS. UVA UNDER COACH L

1/7/12 L 52-51 (a)
2/19/13 W 54-50 (h)

HIGHEST RANKED OPPONENT BEATEN ON ROAD

#2 Connecticut, 73-71 (2/20/99)

UM vs. RANKED TEAMS ALL-TIME

Overall: 47-134 Home: 32-52 Away: 13-62
Overtime: 1-4 Double OT: 0-3

UM vs. RANKED TEAMS SINCE THE REBIRTH (1985-86)

Overall: 44-120 Home: 29-45 Away: 13-55 Neutral: 2-20

UM vs. RANKED TEAMS SINCE JOINING ACC (2004-05)

Overall: 19-45 Home: 12-18 Away: 6-18 Neutral: 1-9
ACC Games: 16-31 Home: 11-16 Away: 5-17
ACC Home OT: 1-0 ACC Home 2OT: 0-1 ACC Away OT: 1-1

UNDER COACH JIM LARRAÑAGA

Overall: 5-13 Home: 3-5 Away: 2-5 Neutral: 0-3
ACC Games: 4-9 Home: 2-4 Away: 2-5

ON THIS DATE - FEB. 26

Overall: 7-5
Since the rebirth of Miami basketball in 1985: 5-4
Since the arrival of Larrañaga in 2011-12: 1-0

PRONUNCIATIONS

Players

5	Davon Reed	Dave-on
10	Raphael Akpejori	AHK-peh-jour-ee
15	Rion Brown	Ryan
20	Manu Lecomte	Man-ew La-cont
21	Erik Swoope	Swoope
23	Tonye Jekiri	Tahn-yay Jah-kEEr-EE
25	Garrus Adams	GARY-us

Coaches

Jim Larrañaga	LARE-uh-NAY-guh
Michael Huger	HUE-gur
Chris Caputo	Ca-poo-toe

CLASS BREAKDOWN

Graduates	Garrus Adams, Donnavan Kirk
Seniors	Raphael Akpejori, Rion Brown Justin Heller, Erik Swoope
Juniors	James Kelly, Sheldon McClellan Angel Rodriguez

Sophomores Tonye Jekiri

Freshmen Deandre Burnett, Cornelius Elder
Mike Fernandez, Manu Lecomte, Davon Reed

GEOGRAPHIC BREAKDOWN

BELGIUM	
Brussels	Manu Lecomte
NIGERIA	
Lagos	Raphael Akpejori
PUERTO RICO	
Cupey	Angel Rodriguez
UNITED STATES	
California	Erik Swoope
Florida	Deandre Burnett, Mike Fernandez Justin Heller, Tonye Jekiri
Georgia	Rion Brown
Michigan	James Kelly, Donnavan Kirk
New Jersey	Davon Reed
North Carolina	Garrus Adams
Texas	Sheldon McClellan

2013-14 ACC STANDINGS

As of Feb. 24, 2014

Team	ACC	Overall
1. Virginia	14-1 .933	23-5 .821
2. Syracuse	12-2 .857	25-2 .926
3. Duke	11-4 .733	22-6 .786
4. North Carolina	10-4 .714	20-7 .741
5. Pitt	8-6 .571	20-7 .741
6. Clemson	8-6 .571	17-9 .654
7. NC State	7-7 .500	17-10 .630
8. Maryland	7-7 .500	15-12 .556
9. Florida State	7-8 .467	16-11 .593
10. Miami	5-9 .357	14-13 .519
11. Notre Dame	5-10 .333	14-14 .500
12. Wake Forest	4-10 .286	14-13 .519
13. Georgia Tech	4-10 .286	13-14 .481
14. Boston College	3-11 .214	7-20 .259
15. Virginia Tech	2-12 .143	9-17 .346

Miami was picked to finish 12th in the ACC in preseason polls

2013-14 QUICK HITS

- 9 newcomers (8 scholarship)
 - 6 players return (4 scholarship)
 - 0 starters return
 - Nine scholarship players are available for 2013-14 season.
 - 2 players will redshirt after transferring from Division I schools.
- One will redshirt due to injury.

- Six seniors in 2013-14, after having five seniors - who all earned their academic degree - last season.

• Miami is the only ACC team with zero returning starters. Additionally, Miami lost its six top players, who started 174 combined games. Rion Brown is the only Hurricane to start any games (6) last season, so the Canes return 6-of-180 starts, which is 3.3 percent.

- Miami returns 13.3 percent of points scored (9.3 ppg), 14.2 percent of rebounds (5.1 rpg) and 1.0 percent of assists (1.1 per game), all the lowest in the ACC.

- Coach Jim Larrañaga is one of five active ACC coaches with 400 or more wins.

- Miami's freshman class includes: Deandre Burnett - third in the nation in scoring as a senior with 37 ppg; Manu Lecomte - Belgium second division player; and Davon Reed - 2,000 point scorer who averaged 24 ppg as a senior.

- Two transfers joined the Canes this season in James Kelly, who averaged 17.9 ppg and 10.0 rpg in two JC seasons and Donnavan Kirk, who played 54 games for DePaul the past two seasons, leading the team in blocked shots.

- One year ago, Miami was selected fourth by the coaches and fifth by the media in preseason ACC polls, but finished the season as the regular season and tournament champion.

- Miami started the 2012-13 season unranked, but jumped to No. 2/2 in the nation by Feb. 18. The Canes ended the season No. 5/10.

- At that Operation Basketball, zero Hurricanes were selected for preseason All-ACC teams. At the end of the championship season, Jim Larrañaga was Coach of the Year, Shane Larkin was Player of the Year (coaches), and Durand Scott was Defensive Player of the Year while Larkin (1st & defensive), Kenny Kadji (2nd), and Scott (H.M. & defensive) were selected to ACSMA All-ACC teams. The coaches picked Scott for third team and Julian Gamble was listed on the Defensive Team with Scott and Larkin.

- Miami's top six players from the 2013 ACC Championship season combined for 5,399 career points, 2,744 rebounds, 966 assists, 480 steals, 369 blocked shots and 412 starts.

- All six of those six players have played professionally since graduating: Dallas Maverick Shane Larkin was selected No. 18 in the NBA Draft; Kenny Kadji (Cavaliers) and Trey McKinney Jones (Bucks) were with NBA teams during the preseason; Reggie Johnson was selected in the D-League Draft by the Delaware 87ers, Julian Gamble is playing in France and Durand Scott is in Spain.

- Shane Larkin was picked No. 18 overall in the 2013 NBA Draft. The ACC led all conferences with eight players selected in the Draft. Every ACC team has had at least one first round selection. With its four first-round selections, the ACC extends its streak of having at least one first-round draft pick to 25 consecutive years (1989-2013). Over the past five years (2009-13), the ACC leads all conferences with 27 first round picks.

- In 2013 Miami won the ACC regular season and tournament championships. The last team to win both titles outright was North Carolina in 2008. (Duke tied with Maryland in 2010 for regular season).

- Miami is the only school not from the state of North Carolina to win both the ACC regular season and tournament titles outright in the same season. (Georgia Tech was regular season tri-champion in 1985).

SENIOR STARTING FIVE

Coach Larrañaga has started the oldest, most experienced and strongest lineup the last four games: The seniors. Garrius Adams, who mans the PG position, is flanked by wings Rion Brown and Erik Swoope. Donnavan Kirk and Raphael Akpejori start in the paint.

Below are the five seniors' stats in the last four games (since Coach L has gone with the senior starting lineup), compared to the first 10 ACC games.

	First 10 PPG			Last 4 PPG		
	PPG	RPG	MPG	PPG	RPG	MPG
Adams	8.9	3.5	34.7	12.3	6.0	33.5
Akpejori	0.6	1.9	9.9	2.0	3.0	20.8
Brown	14.9	5.3	34.8	17.3	7.8	34.2
Kirk	7.4	4.6	27.2	6.5	2.3	22.5
Swoope	3.2	2.3	14.4	6.3	4.3	27.8

FORMER MAN-TO-MAN TEAM GETS IN THE ZONE

After playing man-to-man defense 95 percent of the time in his first 40 years of coaching, Jim Larrañaga's team is now playing zone 95 percent of the game. Throughout the season the Canes have played a mix of 1-2-2, 2-3, 1-3-1, box-and-one, triangle-and-two, and man-to-man.

HOLDING OPPONENTS TO LESS THAN 70 POINTS

While playing primarily zone, Miami has held 18 of its last 20 opponents to less than 70 points, and only four teams overall this season have scored more than 70 points on the Canes: 80-Georgia Southern, 71-George Washington, 74-Maryland, 73-Florida State.

OFFENSIVE UPS AND DOWNS

Miami has scored 70+ points three times in ACC play this season, all of which are in the last seven outings. After scoring 71 at Maryland, the Canes had 77 points at Florida State. Then Miami recorded only 45 points at Virginia Tech, but rebounded with 71 against Notre Dame.

Miami has scored 40-49 points three times in ACC play, 50-59 five times, 60-69 a trio of times and 70+ in three games.

RION BROWN JOINS 1,000-POINT CLUB

Rion Brown reached the 1,000-point plateau against Boston College after entering the game with 993 career points. Brown joins only 34 previous Canes who have scored at least 1,000 points for UM, including Durand Scott and Reggie Johnson from last year's team, and Malcolm Grant from Coach L's first season at the U.

COACH L TIES TO VIRGINIA

Coach Jim Larrañaga was an assistant coach at Virginia from 1979-1986, under the leadership of Terry Holland. In those seven seasons, Larrañaga helped the Cavaliers to five NCAA appearances: Final Four twice, Elite Eight once, Sweet 16 once and Round of 64 once, as well as two NIT appearances, including the Championship and Quarterfinal round.

	10+ points	20+ points	7+ rebounds	2+ blocks	4+ assists
Adams	16	1	6	-	10
Akpejori	-	-	1	2	-
Brown	22	7	13	-	7
Jekiri	2	-	8	3	1
Kelly	9	-	4	1	-
Kirk	10	1	11	13	-
Lecomte	10	-	-	-	6
Reed	6	-	-	-	2
Swoope	2	-	1	2	1

SERIES VS. VIRGINIA

Overall	Miami leads 10-5
Games at Miami	6-0
Games at Charlottesville	3-4
Games on neutral courts	1-1
Current streak	Miami won 1
Last meeting	Feb. 19, 2013. W, 54-50
Larrañaga at UM vs. Virginia	1-1

DID YOU KNOW

Miami has only three players 6-foot-9 or taller, and six guys are between 6'5 and 6'7, while seven Canes are 5'11 to 6'2.

Miami men's basketball has graduated 30 of 31 players in the past nine years and in just two seasons under Larrañaga, the team has had all nine seniors earn their degree. All six seniors on the 2013 ACC Championship team earned their degree, including current senior Garrius Adams.

Coach L became the first Miami coach to win 20+ games in his first two seasons at UM and only the fourth of 12 UM coaches to post two 20-win seasons.

Former Cane Rick Barry was named one of the Greatest Players in NBA History.

Miami native and former Cane James Jones won the 2010-2011 NBA All-Star Weekend 3-Point Contest and the NBA Championship in the 2011-2012 season.

Six-time NBA All Star Amar'e Stoudemire enrolled at UM last year and is taking classes to earn his bachelor's degree.

UM is in its 10th season in the ACC.

Coach L led the George Mason Patriots to the Final Four with big wins over some of basketball's elite teams such as Michigan State, UNC, and UConn. He was the first coach to take a mid-major to a Final Four in 27 years when his team advanced in 2006.

In 14 years at George Mason, Larrañaga led the Patriots to five NCAA Tournament appearances (2011, 2008, 2006, 2001, 1999), including the 2006 Final Four.

Miami basketball received APR (academic progress rate) Public Recognition Awards for being among the top 10 percent in APR in their sport. Miami ranks in the top 10 percent NCAA men's basketball with a 990 APR.

The University of Miami Department of Athletics recorded a Graduation Success Rate (GSR) of 92 percent. Miami's department-wide GSR is tied for third among ACC schools and 10th overall among FBS programs. UM has exceeded the NCAA average GSR in each of the last nine years.

According to latest US News & World Report rankings, the University of Miami is the top academic institution in the state of Florida and ranks 47th nationally.

The Hurricanes have made at least one trey in 862 of 867 games since the NCAA adopted the 3-point shot in 1986.

Miami has held 720 of its last 721 opponents to less than 100 points. UNC was the last team to score 100+, defeating UM 105-64 on Jan. 31, 2007.

The Canes have averaged 20+ wins in each of the last eight seasons.

UM has played in the postseason 14 of the past 19 years, six of which were in the NCAA Tournament. The Hurricanes have advanced to the postseason seven times in nine seasons, with five NIT appearances and two NCAA appearances.

UM COMMUNICATIONS

Assoc. AD for Communications Chris Freet
c.freet@miami.edu

MBB Contact Amy Woodruff
Associate Director of Communications

Work/Cell (305) 284-3241 / (813) 410-1194

Email a.woodruff@miami.edu

Website www.HurricaneSports.com

2013-14 UM QUICK FACTS

Location	Coral Gables, Fla.
Stadium	BankUnited Center
Press Row	305-284-2111
Capacity	7,900
Enrollment	15,524
Founded	1925
Colors	Orange, Green, White
Nickname	Hurricanes
Mascot	Sebastian the Ibis
Conference	Atlantic Coast
President	Dr. Donna E. Shalala
Director of Athletics	Blake James
Address	5821 San Amaro Drive Coral Gables, Fla. 33146

2012-13 Overall Record	29-7
Home/Away/Neutral	14-1/10-3/5-3
2012-13 ACC Record	15-3
2012-13 ACC Finish	1
Returning / Lost	7/6
Newcomers	9

Head Coach	Jim Larrañaga
Alma Mater	Providence, 1971
Record at UM	63-33 / 3rd season
Overall Record	533-367 / 30th season

STAFF

Eric Konkol	Wisconsin-Eau Claire, '00
Michael Huger	Bowling Green, '94
Chris Caputo	Westfield (Mass.) State, '02
Director of Operations	Adam Fisher
Assoc. Director of Operations	Jaime Vathielil
Athletic Trainer	Wes Brown
Strength & Conditioning Coach	Steve Felde

HISTORY

First Season of Basketball	1926
Overall All-Time Record	935-702
Year UM Joined ACC	2004-05
NCAA Appearances	Seven
1960, 1998, 1999, 2000, 2002, 2008, 2013	
Last NCAA Appearance	L, 71-61
Sweet 16 vs. Marquette, 2013	
NIT Appearances	10
1961, 1963, 1964, 1995, 1997,	
2001, 2005, 2006, 2009, 2011	
Last NIT Appearance	L, 79-64
Quarterfinals vs. Alabama, 2011	

COMMUNICATIONS POLICIES

All interview requests for assistant coaches or athletics department staff members must also be approved and cleared by the UM Communications office and/or basketball contact Amy Woodruff. Credential requests are taken via e-mail to Amy Woodruff (A.Woodruff@miami.edu). Any misuse of credentials will result in removal from the BankUnited Center and the permanent voiding of the credential. The UM locker room is closed at all times. For home games, Coach Larrañaga and a handful of Hurricane players will report to the media room for interviews following the opposing team's postgame press conference.

LED (TIED) THE TEAM IN...

	Points	Rebounds	Assists	Steals	Blocks
Adams	5	5 (1)	6 (8)	4 (11)	
Akpejori		1		(1)	1 (4)
Brown	10 (1)	5 (3)	5 (8)	2 (7)	
Jekiri		3 (2)	(1)	2 (6)	3 (4)
Kelly	3			(3)	1 (3)
Kirk	5 (1)	8 (2)		1 (1)	12 (3)
Lecomte	1		4 (4)	1 (5)	
Reed	2		1 (2)	2 (2)	(2)
Swoope		1	1	(3)	2 (1)

STIFLING D BY THE HURRICANES

In 11 of the last 13 conference games, Miami has held opponents considerably below their offensive season scoring averages. Those 11 teams entered the game with the Canes averaging a combined 73.6 ppg, but have been held to an average of 56.1 ppg.

Team	PPG	vs. UM	Difference
Syracuse	76.2	49	27.2
North Carolina	79.1	57	22.1
Florida State	74.3	63	11.3
Georgia Tech	70.7	42	28.7
Duke	82.6	67	15.6
Syracuse	72.0	64	8
Pittsburgh	74.4	59	15.4
NC State	71.9	56	15.9
Virginia Tech	66.3	54	12.3
Notre Dame	73.6	64	9.6
Boston College	69.5	42	27.5

CARDIAC CANES

Miami leads all ACC schools having played 12 games decided by five points-or-less or in overtime. Miami has played five overtime games and seven others that were decided in the final minutes. Miami is 1-4 in overtime this season and 3-4 in close games that ended in regulation.

THREE MINUTES OR LESS

Excluding Miami's losses to Nebraska, Duke and VT, in UM's other 10 losses, the Canes have been within three points of their opponent with three minutes or less remaining in regulation.

Opponent	3:00	2:00	1:00	Outcome
St. Francis	Lead + 1	Trail - 2	Trail - 1	L, 66-62 OT
UCF	- 2	- 6	- 4	L, 63-58
GWU	Tied	+ 1	+ 2	L, 71-63 OT
Va. Tech	+ 4	+ 4	+ 3	L, 61-60 OT
at Syracuse	- 3	- 3	- 3	L, 49-44
Florida State	- 3	- 6	- 9	L, 63-53
vs. Syracuse	- 3 (2:48)	- 6	- 6	L, 64-52
Maryland	- 6	- 8	- 3 (0:39)	L, 74-71
Pittsburgh	- 1	- 2	- 2	L, 59-55 OT
NC State	- 4	- 2	- 1	L, 56-55

* vs. VT on Feb. 15, Miami was down by four with 0:35 to play

MIAMI TEAM STATS - ACC GAMES ONLY

	All ACC	Home	Away	Wins	Losses
PPG	58.4	57.6	59.3	67.2	53.4
FG%	39.7	38.3	41.7	46.3	36.2
3FG%	34.0	36.0	31.7	40.3	31.3
FT%	64.5	64.3	64.6	70.5	59.7
RPG	34.1	35.4	32.3	33.8	34.2
APG	9.6	9.6	9.7	11.0	8.9
TOPG	9.6	9.0	10.5	9.2	9.9
SPG	4.1	4.4	3.7	4.6	3.8
BPG	3.4	2.6	4.5	4.0	3.1

FIRSTS UNDER JIM LARRAÑAGA

First game: Nov. 11, 2011 vs. Tennessee Tech. W, 69-58.
First starting lineup: Malcolm Grant, Durand Scott, Garrius Adams, Erik Swoope, Kenny Kadji.
First opening tip: Miami - Kenny Kadji.
First UM FG: 18:38, Durand Scott, 3-pointer.
First lead: 18:38, 3-0.
First halftime score: Tennessee Tech 32, Miami 27.
First win: Nov. 11, 2011. Miami 69, Tennessee Tech 58.
Attendance at first game: 3,600.
First loss: Nov. 25, 2011 at Ole Miss, 64-61 (OT).
First road win: Dec. 22, 2011 at Charlotte, 76-61.
First ACC game: Jan. 7, 2012 at Virginia, L, 52-51.
First ACC win: Jan. 18, 2012 vs. Clemson, 76-73.
First ACC regular season title: 2012-13

JIM LARRAÑAGA = PROGRAM CHANGER

In Coach L's Two Seasons at Miami ...

- ACC Regular Season and Tournament Championships
- .710 winning percentage
- Two 20-win seasons
- Two postseason appearances with three victories
- 15 ACC wins in 2013
- One All-American

Seven Seasons before Coach L at UM ...

- .561 winning percentage
- Best conference finish was fifth place
- One NCAA Tournament appearance
- Most ACC wins was eight

In Coach L's 14 Seasons at George Mason ...

- .626 winning percentage
- 13 straight winning seasons
- A Final Four appearance
- 5 trips to the NCAA tournament
- 9 postseason appearances
- First national ranking
- First appearance in Top 10
- First wins over Top 10 teams
- Winningest coach in league history

Seven Seasons before Coach L at GMU...

- .340 winning percentage
- 7 straight losing seasons
- 0 postseason appearances
- Worst team in the CAA

CANES IN THE NCAA TOURNAMENT

Season	Coach	Overall	Conf.	Record
1959-60	Bruce Hale	23-4		0-1
1997-98	Leonard Hamilton	18-10	11-7	0-1
1998-99	Leonard Hamilton	23-7	15-3	1-1
1999-00	Leonard Hamilton	23-11	13-3	2-1
2001-02	Perry Clark	24-8	10-6	0-1
2007-08	Frank Haith	23-11	8-8	1-1
2012-13	Jim Larrañaga	29-7	15-3	2-1

20-WIN SEASONS AT MIAMI

Season	Coach	Overall	Conf.	W-L	Postseason
1946-47	Hart Morris	20-7			
1959-60	Bruce Hale	23-4			NCAA
1960-61	Bruce Hale	20-7			NIT
1962-63	Bruce Hale	23-5			NIT
1963-64	Bruce Hale	20-7			NIT
1964-65	Bruce Hale	22-4			
1998-99	Leonard Hamilton	23-7	BIG EAST	15-3	NCAA
1999-00	Leonard Hamilton	23-11	BIG EAST	13-3	NCAA
2001-02	Perry Clark	24-8	BIG EAST	10-6	NCAA
2007-08	Frank Haith	23-11	ACC	8-8	NCAA
2009-10	Frank Haith	20-13	ACC	4-12	
2010-11	Frank Haith	21-15	ACC	6-10	NIT
2011-12	Jim Larrañaga	20-13	ACC	9-7	NIT
2012-13	Jim Larrañaga	29-7	ACC	15-3	NCAA

STATS BREAKDOWNS

In Miami's 14 wins:

Six players average 7.1 ppg or better.
Miami scores 68.1 ppg, shooting 46.9% FG.
The Canes average 35.1 rpg, 12.6 apg and 5.6 spg.
Rion Brown shoots 45.6% FG and grabs 7.1 rpg.
Donnavan Kirk averages 10.4 ppg and Manu Lecomte 9.3 ppg.

In Miami's 13 losses:

Two players average 7.3 ppg or more.
Miami scores 54.8 ppg, shooting 35.7% FG.
The Canes average 35.2 rpg, 8.7 apg and 4.5 spg.
Rion Brown shoots 38.6% FG and grabs 5.5 rpg.
Donnavan Kirk averages 6.4 ppg and Manu Lecomte 6.4 ppg.

In ACC home games:

Miami shoots 38.3% FG and 36.0% 3FG.
UM makes 10.4 FT per game.
The Canes hold opponents to 38.8% 3FG.

In ACC road games:

Miami shoots 41.7% FG and 31.7% 3FG.
UM makes 13.7 FT per game.
The Canes hold opponents to 31.3% 3FG.

MIAMI'S TOP SEVEN, A YEAR AGO

A season ago, only two of Miami's top seven guys were playing for the Canes, while another was out with injury. Four of Miami's current top seven players were scattered across the world.

Manu Lecomte - An amateur in a professional league in Belgium.

Garrius Adams - Sitting out while rehabbing a knee injury.

Rion Brown - Miami's seventh man, averaged 6.3 ppg in 20.3 mpg in ACC.

Donnavan Kirk - At DePaul, in the BIG EAST Conference.

Tonye Jekiri - At UM, averaging 1.7 ppg in 6.9 ACC minutes.

Davon Reed - Princeton Day School (N.J.)

James Kelly - Owens Community College.

RECORD WATCHING RION BROWN

Rion Brown is currently No. 9 on Miami's all-time list of 3-point shots made in a career. His 167 trail No. 8 Kevin Presto (170) and No. 7 Guillermo Diaz (174). Jack McClinton holds the record with 286 made from distance.

Brown has played 130 career games, which is tied for second-most in UM history. Durand Scott played in 132 and Brian Asbury in 130 games.

COACHING COORDINATORS FOR MIAMI

Miami's assistant coaching staff is set up in a coordinator system, with Eric Konkol as the offensive coordinator, Michael Huger manning the defense and Chris Caputo handling the scout for every opponent.

MIAMI'S LARGEST IN 2013-14

Lead	33, vs. Loyola, 12/30
Deficit	23, vs. Duke, 1/22
Margin of Victory	27, vs. Boston College, 2/22
Margin of Defeat	21, vs. Duke, 1/22
Halftime Lead	23, vs. Loyola, 12/30
Halftime Deficit	12, vs. Duke, 1/22
Deficit in Win	12, vs. Texas Southern, 11/14
Halftime Deficit in Win	6, vs. Arizona State, 12/1
Lead in Loss	13, vs. Virginia Tech, 12/8
Halftime Lead in Loss	8, vs. Virginia Tech, 12/8

BROWN NOTCHES BACK-TO-BACK DOUBLE-DOUBLES

With 21 points and 11 rebounds against Notre Dame and 12 points and 10 rebounds at Virginia Tech, Rion Brown notched his second- and third-career double-doubles in ACC play. Brown put up 19 points and grabbed 10 boards in Miami's win over North Carolina on Jan. 8.

This season, Brown leads the team with four double-doubles, followed by a pair from Donnavan Kirk (vs. St. Francis and Georgia Southern) and one by Garrius Adams (Norfolk State).

2013-14 SIGNING CLASS

A consensus Top 60 player, **Ja'Quan Newton** of Neumann-Goretti High in Philadelphia, is a 6-2, 180-pound guard listed as the No. 55 player in ESPN's Top 100 list. **James Palmer**, a senior at St. John's College High, is a 6-foot-4, 180-pound guard from Washington, D.C., who helped his squad to a 20-win season by averaging 12 points, five rebounds and two assists as a junior. **Omar Sherman**, out of Duncanville, Texas, is a 6-foot-8, 220-pound forward who is a four-star prospect, according to ESPN and Scout.com. **Ivan Cruz Uceda** is a 6-foot-10, 240-pound forward originally from Madrid, Spain, ranked No. 55 overall by ESPN. Cruz Uceda will be available to play a pair of seasons for Miami following his two years at Harcum College in Pennsylvania.

The four newcomers will join an already talented 2014-15 class, which includes redshirt-freshman Deandre Burnett, who is out this season with an injury, and transfers Sheldon McClellan and Angel Rodriguez, who are currently sitting out due to NCAA transfer rules.

SEASONS OF CHANGE

Miami will face back-to-back seasons with roster turnover after losing six players from the 2012-13 ACC Championship season, then six more seniors (5 scholarship) after this 2013-14 campaign.

MIAMI IN NATIONAL STATS

As of Feb. 24, Miami is ranked No. 9 in the country in scoring defense, holding opponents to just 59.1 points per game. The Canes are also ranked No. 26 in field goal percentage defense, at just 39.7 percent. UM is No. 10 in personal fouls per game, No. 14 in fewest fouls, No. 23 in fewest turnovers, No. 21 in turnovers per game.

STARTERS BY GAME

SFB	Lecomte	Adams	Brown	Kirk	Jekiri
GSU	Lecomte	Adams	Brown	Kirk	Jekiri
TSU	Lecomte	Adams	Brown	Kirk	Jekiri
CoC	Lecomte	Adams	Brown	Kirk	Kelly
UCF	Lecomte	Adams	Brown	Kirk	Kelly
GWU	Lecomte	Adams	Brown	Kirk	Jekiri
CSF	Reed	Adams	Brown	Kirk	Kelly
ASU	Reed	Adams	Brown	Kirk	Kelly
NEB	Reed	Adams	Brown	Kirk	Kelly
VT	Reed	Adams	Brown	Kirk	Kelly
SSU	Reed	Adams	Brown	Kirk	Kelly
LaSalle	Reed	Adams	Brown	Kirk	Kelly
Loyola	Reed	Adams	Brown	Kirk	Kelly
Syracuse	Reed	Adams	Brown	Kirk	Kelly
UNC	Reed	Adams	Brown	Kirk	Kelly
FSU	Lecomte	Adams	Brown	Kirk	Jekiri
GT	Lecomte	Adams	Brown	Kirk	Jekiri
Duke	Lecomte	Adams	Brown	Kirk	Jekiri
Syracuse	Lecomte	Adams	Brown	Kirk	Jekiri
Maryland	Lecomte	Adams	Brown	Kirk	Jekiri
Norfolk	Lecomte	Adams	Brown	Kirk	Jekiri
Pittsburgh	Lecomte	Adams	Reed	Kirk	Jekiri
NC State	Lecomte	Adams	Brown	Kirk	Jekiri
FSU	Swoope	Adams	Brown	Kirk	Akpejori
VT	Swoope	Adams	Brown	Kirk	Akpejori
ND	Swoope	Adams	Brown	Kirk	Akpejori
BC	Swoope	Adams	Brown	Kirk	Akpejori

RECORD BY STARTING LINEUP

Lecomte, Adams, Brown, Kirk, Jekiri	4-7
Lecomte, Adams, Brown, Kirk, Kelly	1-1
Reed, Adams, Brown, Kirk, Kelly	6-3
Lecomte, Adams, Reed, Kirk, Jekiri	0-1
Adams, Brown, Swoope, Kirk, Akpejori	3-1

ACC TELECONFERENCE

Coach L will speak on the ACC teleconference every week at 11:20 a.m. There will be an instant replay of each teleconference on the Conference's internet site, theACC.com each Monday afternoon.

PRO CANES

James Jones	Miami Heat
Shane Larkin	Dallas Mavericks
John Salmons	Toronto Raptors

Will Frisby	Fort Wayne Mad Ants (D-League)
Robert Hite	Canton Charge (D-League)
Lance Hurdle	Springfield Armor (D-League)
Reggie Johnson	Delaware 87ers (D-League)
DeQuan Jones	Reno Bighorns (D-League)
Trey McKinney Jones	Fort Wayne Mad Ants (D-League)
Kenny Kadji	Rio Grande Valley Vipers (D-League)

Brian Asbury	Hapoel Holon (Israel)
Julian Gamble	St Vallier Basket Drome (France)
Malcolm Grant	LF Basket Norrbotten (Sweden)
Leroy Hurd	Al Ahli (Dubai)
Anthony King	Artland Dragons (Germany)
Darius Rice	Hitachi Sunrockers (Japan)
Durand Scott	Obradoiro (Spain)
Adrian Thomas	Shimane Susanoo Magic (Japan)

COACH L COACHING TREE

Jamie Angeli - Assoc. Women's Basketball HC - City College of New York
Joe Barer - HC - Davenport Assumption High School
Scott Cherry - HC - High Point
Bill Courtney - HC - Cornell
Kent Dernbach - Assistant - University of Wisconsin Stephens Point
Brian Ellerbe - Former HC - Michigan. Now assistant - DePaul
Jerry Francis - Former HC - Prairie View
Mike Gillian - Former HC - Longwood University
Stan Heath - HC - University of South Florida
Marc Iavaroni - Former HC - Memphis Grizzlies. Former assistant - LA Clippers
James Johnson - HC - Virginia Tech
Derek Kellogg - HC - UMass
Scott Lombardi - Director of Men's Basketball Operations - George Mason
Steve Merfeld - Former HC - Evansville. Now assistant - Creighton
Keith Nofzt - Former assistant - Central Michigan. Now HC McKinley HS
Jeff Schneider - Former HC - Cal Poly San Luis Obispo
Anthony Solomon - Former HC - St. Bonaventure. Now assistant - Notre Dame
Ricky Stokes - Former head coach - Virginia Tech. Former HC - East Carolina
Jeff Westlund - HC - Bethel University
Ricky Yahn - HC - Concordia University

LARRAÑAGA CONTRACT EXTENDED THROUGH 2022

The University of Miami extended Coach Jim Larrañaga's contract through May 31, 2022, Director of Athletics Blake James announced in September. Larrañaga first signed a five-year contract in April 2011, then was granted a three-year extension in 2012. Larrañaga signed the nine-year contract following the Canes' historical run in 2013, which culminated with the Bronx, N.Y., native earning AP, Naismith and USBWA Henry Iba National Coach of the Year honors. He was also the ACC Coach of the Year as well as NABC, Basketball Times and USBWA District Coach of the Year.

Coach L delivered an inspirational 10-minute Commencement speech in May to the College of Arts and Sciences and the Rosenstiel School of Marine and Atmospheric Science graduates.

Garrius Adams				Total		3-Point			F-Throw			Rebounds														
Year	GP	GS	Min	Avg	FG	FGA	Pct	FG	FGA	Pct	FT	FTA	Pct	Off	Def	Tot	Avg	PF	FO	Ast	TO	Blk	Stl	Pts	Avg	
01/16/10	1		9		0	2	.000	0	2	.000	0	0	.000	0	1	1	1.0	0	0	0	0	0	0	0		
02/23/10	1	*	16		1	2	.500	1	2	.500	0	0	.000	1	2	3	2.0	0	0	0	0	0	0	3		
2/5/11	1	*	40		2	7	.286	0	1	.000	4	4	1.000	2	7	9	9.0	2	0	2	3	0	1	8		
03/10/11	1		30		4	10	.400	2	5	.400	0	0	.000	2	3	5	7.0	1	0	2	0	1	1	10		
TOTAL	4	2	95	23.8	7	21	.333	3	10	.300	4	4	1.000	5	13	18	4.5	3	0	4	3	1	2	21	5.3	
Rion Brown				Min	Avg	FG	FGA	Pct	3FG	3FGA	3Pct	FT	FTA	Pct	Off	Def	Tot	Avg	PF	FO	Ast	TO	Blk	Stl	Pts	Avg
2/5/11	1		24		2	4	.500	1	2	.500	3	3	1.000	0	3	3	3.0	3	0	0	0	1	0	8		
03/10/11	1	*	27		3	5	.600	3	4	.750	0	0	.000	1	2	3	3.0	4	0	0	2	0	0	9		
2011-12	1	0	12		1	3	.333	1	2	.500	1	2	.500	0	1	1	1.0	0	0	0	0	0	4			
2012-13	1	0	25		3	7	.429	1	2	.500	3	3	1.000	1	3	4	4.0	0	0	0	1	0	0	10		
TOTAL	4	1	88	22.0	9	19	.474	6	10	.600	7	8	.875	2	9	11	2.8	7	0	0	3	1	0	31	7.8	
Tonye Jekiri				Min	Avg	FG	FGA	Pct	3FG	3FGA	3Pct	FT	FTA	Pct	Off	Def	Tot	Avg	PF	FO	Ast	TO	Blk	Stl	Pts	Avg
2012-13	1	0	5	5.0	1	2	.500	0	0	.000	0	0	.000	0	0	0	0.0	0	0	0	0	0	0	2	2.0	
Erik Swoope				Min	Avg	FG	FGA	Pct	3FG	3FGA	3Pct	FT	FTA	Pct	Off	Def	Tot	Avg	PF	FO	Ast	TO	Blk	Stl	Pts	Avg
2/5/11	1	*	6		0	0	.000	0	0	.000	0	0	.000	0	1	1	1.0	0	0	0	0	0	0	0		
03/10/11	1		1		0	0	.000	0	0	.000	0	0	.000	0	0	0	0.5	1	0	0	0	0	0	0		
TOTAL	2	1	7	3.5	0	0	.000	0	0	.000	0	0	.000	0	1	1	0.5	1	0	0	0	0	0	0	0.0	

NON-CONFERENCE GAMES (9-4)

#	Player	gp-gs	min	avg	Total	3-Point			F-Throw		Rebounds				pf	dq	a	to	blk	stl	pts	avg
					fg-fga	fg%	3fg-fga	3fg%	ft-fa	ft%	off	def	tot	avg								
15	Rion Brown	13-13	451	34.7	63-150	.420	20-68	.294	40-50	.800	24	63	87	6.7	22	0	40	24	1	15	186	14.3
25	Garrius Adams	13-13	436	33.5	41-115	.357	11-47	.234	44-56	.786	11	58	69	5.3	25	1	34	29	2	22	137	10.5
22	Donnavan Kirk	13-13	398	30.6	52-110	.473	3-14	.214	22-35	.629	40	51	91	7.0	28	0	3	18	29	7	129	9.9
35	James Kelly	12-8	292	24.3	45-79	.570	9-19	.474	9-15	.600	15	47	62	5.2	23	0	10	10	9	7	108	9.0
05	Davon Reed	13-6	353	27.2	35-98	.357	21-55	.382	17-28	.607	6	21	27	2.1	24	0	30	23	2	10	108	8.3
20	Manu Lecomte	13-7	350	26.9	32-75	.427	11-24	.458	22-27	.815	8	21	29	2.2	27	0	30	16	1	10	97	7.5
23	Tonye Jekiri	13-5	234	18.0	25-52	.481	0-0	.000	5-8	.625	14	35	49	3.8	32	2	7	13	9	6	55	4.2
21	Erik Swoope	11-0	121	11.0	8-19	.421	1-3	.333	8-13	.615	4	14	18	1.6	11	0	1	3	5	2	25	2.3
04	Raphael Akpejori	6-0	32	5.3	1-2	.500	0-0	.000	2-2	1.000	0	5	5	0.8	9	0	0	1	2	0	4	0.7
12	Justin Heller	2-0	3	1.5	0-0	.000	0-0	.000	0-0	.000	0	1	1	0.5	0	0	0	1	0	0	0	0.0
03	Steve Sorenson	2-0	2	1.0	0-0	.000	0-0	.000	0-0	.000	0	0	0	0.0	0	0	0	0	0	0	0	0.0
11	Mike Fernandez	2-0	3	1.5	0-0	.000	0-0	.000	0-0	.000	0	0	0	0.0	0	0	0	3	0	0	0	0.0
Team											22	13	35									
Total.....		13	2675		302-700	.431	76-230	.330	169-234	.722	144	329	473	36.4	201	3	155	141	60	79	849	65.3
Opponents.....		13	2675		280-698	.401	86-250	.344	126-199	.633	131	288	419	32.2	218	1	142	146	30	72	772	59.4

LAST FIVE GAMES (3-2)

#	Player	gp-gs	min	avg	Total	3-Point			F-Throw		Rebounds				pf	dq	a	to	blk	stl	pts	avg
					fg-fga	fg%	3fg-fga	3fg%	ft-fa	ft%	off	def	tot	avg								
15	Rion Brown	5-5	174	34.8	26-68	.382	15-44	.341	22-26	.846	10	26	36	7.2	10	0	9	8	1	4	89	17.8
25	Garrius Adams	5-5	167	33.4	20-51	.392	6-15	.400	13-19	.684	6	20	26	5.2	9	0	17	4	0	5	59	11.8
20	Manu Lecomte	5-1	115	23.0	13-30	.433	4-11	.364	8-10	.800	5	3	8	1.6	9	0	9	9	0	3	38	7.6
21	Erik Swoope	5-4	135	27.0	10-22	.455	0-1	.000	8-14	.571	6	15	21	4.2	11	0	7	1	1	2	28	5.6
05	Davon Reed	5-0	78	15.6	8-26	.308	4-15	.267	7-8	.875	2	6	8	1.6	12	0	3	5	1	1	27	5.4
22	Donnavan Kirk	5-5	106	21.2	10-25	.400	2-6	.333	5-8	.625	7	5	12	2.4	6	0	0	2	1	0	27	5.4
35	James Kelly	3-0	30	10.0	5-11	.455	4-6	.667	0-0	.000	2	5	7	2.3	3	0	1	1	0	1	14	4.7
23	Tonye Jekiri	5-1	88	17.6	8-18	.444	0-0	.000	6-11	.545	9	17	26	5.2	7	0	3	3	4	5	22	4.4
04	Raphael Akpejori	5-4	105	21.0	3-8	.375	0-0	.000	5-11	.455	9	11	20	4.0	14	1	1	2	6	0	11	2.2
12	Justin Heller	1-0	1	1.0	1-1	1.000	0-0	.000	0-0	.000	0	0	0	0.0	0	0	0	0	0	0	2	2.0
11	Mike Fernandez	1-0	1	1.0	0-0	.000	0-0	.000	0-0	.000	0	0	0	0.0	0	0	0	0	0	0	0	0.0
Team											7	6	13									
Total.....		5	1000		104-260	.400	35-98	.357	74-107	.692	63	114	177	35.4	81	1	50	36	14	21	317	63.4
Opponents.....		5	1000		100-250	.400	37-103	.359	50-75	.667	49	110	159	31.8	85	1	52	46	16	15	287	57.4

LAST 10 GAMES (4-6)

#	Player	gp-gs	min	avg	Total	3-Point			F-Throw		Rebounds				pf	dq	a	to	blk	stl	pts	avg
					fg-fga	fg%	3fg-fga	3fg%	ft-fa	ft%	off	def	tot	avg								
15	Rion Brown	10-9	350	35.0	49-118	.415	28-76	.368	39-46	.848	15	48	63	6.3	20	0	19	15	1	8	165	16.5
25	Garrius Adams	10-10	341	34.1	36-97	.371	10-34	.294	27-42	.643	9	42	51	5.1	22	0	31	17	1	8	109	10.9
20	Manu Lecomte	10-6	256	25.6	29-58	.500	11-24	.458	16-22	.727	10	6	16	1.6	20	0	18	23	0	3	85	8.5
22	Donnavan Kirk	10-10	249	24.9	21-61	.344	4-17	.235	14-22	.636	12	20	32	3.2	14	0	1	6	8	4	60	6.0
05	Davon Reed	10-1	177	17.7	18-58	.310	10-27	.370	13-17	.765	4	16	20	2.0	22	0	6	11	2	4	59	5.9
35	James Kelly	6-0	72	12.0	9-22	.409	5-9	.556	5-6	.833	2	11	13	2.2	7	0	2	2	1	1	28	4.7
21	Erik Swoope	10-4	219	21.9	15-32	.469	0-1	.000	14-27	.519	13	20	33	3.3	18	0	9	1	7	4	44	4.4
23	Tonye Jekiri	10-6	219	21.9	16-38	.421	0-0	.000	8-18	.444	22	30	52	5.2	20	0	8	8	7	8	40	4.0
12	Justin Heller	1-0	1	1.0	1-1	1.000	0-0	.000	0-0	.000	0	0	0	0.0	0	0	0	0	0	0	2	2.0
04	Raphael Akpejori	9-4	140	15.6	3-8	.375	0-0	.000	7-13	.538	9	14	23	2.6	20	1	1	3	7	0	13	1.4
11	Mike Fernandez	1-0	1	1.0	0-0	.000	0-0	.000	0-0	.000	0	0	0	0.0	0	0	0	0	0	0	0	0.0
Team											18	20	38									
Total.....		10	2025		197-493	.400	68-188	.362	143-213	.671	114	227	341	34.1	163	1	95	91	34	40	605	60.5
Opponents.....		10	2025		209-513	.407	68-192	.354	114-168	.679	109	221	330	33.0	169	1	108	88	30	47	600	60.0

MIAMI'S RECORD WHEN...

RECORD	ALL	ACC	AT UM	COACH L ACC
All games	14-13	5-9	63-33	29-19
Home	7-8	2-6	35-13	16-9
Away	6-4	3-3	21-15	13-10
Neutral	1-1		7-5	n/a
November	4-3		12-6	n/a
December	4-2	0-1	12-6	0-1
January	2-5	2-5	14-8	12-8
February	4-3	3-3	16-8	15-8
March			9-5	2-2
Vs. Top 10 opponents				
	0-2	0-2	2-6	2-5
Vs. Top 25 opponents (includes Top 10)				
	0-4	0-4	5-13	4-9
Vs. RV opponents				
	2-1	1-0	7-2	2-0
Vs. teams over .500 on game day				
	6-11	3-8	38-29	18-17
Vs. teams under .500 on game day				
	3-1	1-1	16-3	8-2
Vs. teams at .500 on game day				
	3-1	1-0	8-1	3-0
While UM is in the top 25				
			16-4	12-3
While UM is RV (only)				
			7-3	2-1
Leading at halftime				
	13-2	5-2	51-9	23-6
Trailing at halftime				
	1-11	0-7	10-24	4-13
Tied at halftime				
			4-0	2-0
Single overtime				
	1-4	0-2	2-6	1-2
Double overtime				
			2-0	1-0
In overtime games				
	1-4	0-2	4-6	2-2
Leading with 2:00 left in regulation				
	12-2	5-1	57-4	27-1
Trailing with 2:00 left in regulation				
	1-11	0-8	5-27	2-17
Tied with 2:00 left in regulation				
	1-0		1-1	0-1
UM shoots 50% or better from field				
	4-1	0-1	18-1	6-1
UM shoots 40-49% from field				
	9-1	5-1	39-8	21-6
UM shoots under 40% from field				
	1-11	0-7	6-24	2-12
Opp. shoots 50% or better from field				
	1-1	1-1	3-9	2-5
Opp. shoots 40-49% from field				
	4-5	1-3	25-13	11-7
Opp. shoots under 40% from field				
	9-7	3-5	35-11	16-7
UM shoots 70% or better from the line				
	5-5	2-2	31-15	12-10
UM shoots less than 70% from the line				
	9-8	3-7	32-18	17-8
UM has more 3-point FGs				
	5-6	1-5	26-13	16-11
UM has fewer 3-point FGs				
	7-6	2-4	24-12	10-7
3-point FGs are even				
	2-1	2-0	4-1	3-1
Four or more Canes in double figures				
	7-0	2-0	32-6	13-5
Three Canes score in double figures				
	5-6	3-3	23-16	12-6
Two or less Canes score in double figures				
	2-7	0-6	8-11	4-8
UM outrebounds opponent				
	11-6	3-5	41-14	17-10
Opp. outrebounds UM				
	3-7	2-4	20-19	11-9
Tied in rebounds				
			2-0	1-0
UM records 10 or more steals				
	1-0		9-3	3-1
UM records 15 or more assists				
	4-0	1-0	17-0	9-0
UM commits less than 15 turnovers				
	13-12	5-8	55-27	26-15
UM commits 15 or more turnovers				
	1-1	0-1	8-6	3-4
UM commits less turnovers than opp.				
	8-4	3-2	38-12	16-4
UM commits more turnovers than opp.				
	6-7	2-5	21-14	11-10
Tied in turnovers				
	0-2	0-2	4-7	2-5
UM scores 59 points or less				
	2-9	1-7	6-16	4-10
UM scores between 60-69 points				
	5-3	2-1	17-11	8-4
UM scores between 70-79 points				
	5-1	2-1	29-6	14-5
UM scores between 80-89 points				
	2-0		7-0	1-0
UM scores between 90-99 points				
			4-0	2-0
UM scores 100 or more points				
			0-0	0-0
Playing during the afternoon				
	6-5	2-4	22-10	10-7
Playing in the evening (5 p.m. or later)				
	8-8	3-5	40-22	19-12
Games decided by three points or less				
	2-3	0-3	7-8	4-6
Games decided by four to 10 points				
	4-7	3-4	19-13	10-9
Games decided by 11-20 points				
	6-2	1-1	25-11	8-3
Games decided by more than 20 points				
	2-1	1-1	12-1	7-1

UM SINCE THE ARRIVAL OF JIM LARRAÑAGA IN 2011

- 2013 ACC Regular Season Champions
- 2013 ACC Tournament Champions
- Ranked No. 2/2 - Miami's program high - Feb. 18, 2013
- No. 1 seed at 2013 ACC Tournament
- No. 2 seed in 2013 NCAA Tournament
- Won school record 29 games in 2013
- Won 15 ACC games in 2013
- 14-game win streak (tied 1946-47 & 2001-02) from Jan. 2 - Feb. 19, 2013
- 13-0 start in 2013 conference play, topping school-best nine ACC victories, which was set in 2011-12
- Sophomore Shane Larkin selected No. 18 in the 2013 NBA Draft by Atlanta Hawks, then traded to Dallas Mavericks
- All six seniors earned academic degree from UM: Garrius Adams, Julian Gamble, Reggie Johnson, Kenny Kadji, Trey McKinney Jones, Durand Scott
- Defeated No. 1 Duke, 90-63, on Jan. 23, 2013 in Coral Gables
- Defeated Duke twice within 12 months, at both Cameron Indoor Stadium and the BankUnited Center
- First team to beat Duke and UNC by 20+ points in the same season since Maryland in '74-'75 season
- First team to beat Duke and UNC by 25+ points since the start of ACC play in 1953
- Defeated three teams in The Triangle in the same season: UNC, Duke & NC State
- In 2012-13 defeated three teams in the Top 20 for the first time since joining the ACC - the last time was in 1999-00
- Students camped out for the game vs. Duke more than four hours before tipoff, then did it again for the game vs. Florida State
- Five home sellouts of 7,972 fans vs. Duke, Florida State, North Carolina, Virginia and Clemson
- Set a record for the most games with 1,200 or more students (7)
- Set record student average attendance at 808. The past average attendance was 641 per game
- Set the record for cumulative season student attendance at 12,008. The previous record was 10,269

AWARDS

- 2013 AP Coach of the Year - Jim Larrañaga
- 2013 Naismith Coach of the Year - Jim Larrañaga
- 2013 ACC Coach of the Year - Jim Larrañaga
- 2013 Henry Iba National Coach of the Year - Jim Larrañaga
- 2013 Adolph Rupp Cup Coach of the Year - Jim Larrañaga
- 2013 ACC Player of the Year (Coaches) - Shane Larkin
- 2013 ACC Defensive Player of the Year - Durand Scott
- Five All-ACC selections: Shane Larkin 1st team, Kenny Kadji 2nd team & 3rd team, Scott H.M. (twice)
- Three ACC Defensive Team players: Shane Larkin, Durand Scott, Julian Gamble
- 2012 ACC All-Rookie Team - Shane Larkin
- 2013 ACC All-Academic Team - Raphael Akpejori
- 2013 ACC Tournament MVP - Shane Larkin
- Four ACC All-Tournament team nods: Shane Larkin (1st), Durand Scott (1st), Julian Gamble (2nd), Trey McKinney Jones (2nd)
- Four ACC Player of the Week awards: Reggie Johnson (2012), Durand Scott (2012 & 2013) and Shane Larkin (2013)
- One ACC Rookie of the Week: Shane Larkin (2012)

CURRENT PLAYER AWARDS

IN 2012-13

Raphael Akpejori

- All-ACC Academic Team
- NABC Honors Court
- ACC Academic Honor Roll

Justin Heller

- ACC Academic Honor Roll

COACH LARRAÑAGA'S MILESTONE VICTORIES

Victory	Date	Opponent	Score	School
50	02/10/88	Miami (Ohio)	65-59	Bowling Green
100	02/23/91	Kent State	84-57	Bowling Green
150	12/22/94	at Ohio State	59-50	Bowling Green
200	12/27/97	Northeastern	66-60	George Mason
250	12/20/00	Coastal Carolina	81-65	George Mason
300	12/02/03	East Carolina	76-65	George Mason
350	01/26/06	William & Mary	81-58	George Mason
400	02/27/08	William & Mary	68-59	George Mason
450	12/08/10	Loyola (Md.)	66-52	George Mason
500	01/05/12	at Georgia Tech	62-49	Miami

MIAMI HIGHS		OPPONENT HIGHS		MIAMI LOWS		OPPONENT LOWS	
Points	84 - Texas Southern, 11/14	Points	80 - Georgia Southern, 11/11	Points	44 - at Syracuse, 1/4	Points	42 (2x) - last vs. Boston College, 2/22
Points/Half	44 - Texas Southern, 11/14	Points/Half	39 (2nd) - Florida State, 1/15	Points/Half	13 - Nebraska, 12/4	Points/Half	17 (2x) last - Georgia Tech, 1/18
Field Goals Made	35 - Texas Southern, 11/14	Field Goals Made	29 - George Washington, 11/28	Field Goals Made	15 - at Virginia Tech, 2/15	Field Goals Made	13 - Georgia Tech, 1/18
Field Goal Att.	69 - 2x last vs. Virginia Tech, 12/8	Field Goal Att.	69 - vs. Virginia Tech, 12/8	Field Goal Att.	40 - at Syracuse, 1/4	Field Goal Att.	42 - Co. of Charleston, 11/18
Field Goal Pct.	.571 - at Savannah State, 12/19	Field Goal Pct.	.560 - at Maryland, 1/29	Field Goal Pct.	.259 - at Virginia Tech, 2/15	Field Goal Pct.	.295 - Georgia Tech, 1/18
3-Point FG Made	10 - Texas Southern, 11/14	3-Point FG Made	13 - Notre Dame, 2/19	3-Point FG Made	0 - St. Francis Brooklyn, 11/8	3-Point FG Made	3 - at Syracuse, 1/4
3-Point FG Att.	34 - at Virginia Tech, 2/15	3-Point FG Att.	34 - vs. Virginia Tech, 12/8	3-Point FG Att.	10 - Duke, 1/22	3-Point FG Att.	11 - vs. Syracuse, 1/25
Free Throws Made	25 - Georgia Southern, 11/11	Free Throws Made	19 - vs. Pittsburgh, 2/5	Free Throws Made	2 - Florida State, 1/15	Free Throws Made	5 - George Washington, 11/28
Free Throw Att.	33 - at Florida State, 2/10	Free Throw Att.	27 - vs. Syracuse, 1/25	Free Throw Att.	4 - at Syracuse, 1/4	Free Throw Att.	9 - George Washington, 11/28
Rebounds	50 - vs. Virginia Tech, 12/8	Rebounds	45 - St. Francis Brooklyn, 11/8	Rebounds	24 - vs. Syracuse, 1/25	Rebounds	21 - at Savannah State, 12/19
Assists	21 - Texas Southern, 11/14	Assists	17 - Notre Dame, 2/19	Assists	4 - Georgia Tech, 1/18	Assists	7 (2x) - last vs. Boston College, 2/22
Steals	12 - Texas Southern, 11/14	Steals	10 - Nebraska, 12/4	Steals	1 (2x) - last vs. Syracuse, 1/25	Steals	0 - last vs. Boston College, 2/22
Blocks	8 (2x) last at Florida State, 2/10	Blocks	7 - Duke, 1/22	Blocks	0 - vs. NC State, 2/8	Blocks	0 (3x) - last vs. NC State, 2/8
Turnovers	16 - at Savannah State, 12/19	Turnovers	17 - St. Francis Brooklyn, 11/8	Turnovers	3 (2x) - last vs. Boston College, 2/22	Turnovers	5 - vs. Syracuse, 1/25
Victory Margin	23 - vs. Loyola, 12/30	Victory Margin	21 - Duke, 1/22	Victory Margin	1 - Georgia Southern, 11/11	Victory Margin	1 (2x) last vs. NC State, 2/8

MIAMI INDIVIDUAL HIGHS

Points	25 (2x) - last Rion Brown at Maryland, 1/29
Field Goals Made	9 - Donnavan Kirk - Florida State, 1/15
Field Goal Attempts	18 - Garrius Adams vs. St. Francis Brooklyn, 11/8
3-Point FG Made	5 - 3x last Rion Brown Florida State, 1/15
3-Point FG Attempts	12 - at Virginia Tech, 2/15
Free Throws Made	12 - Rion Brown at Maryland, 1/29
Free Throw Attempts	13 - Rion Brown at Maryland, 1/29
Rebounds	11 - 4x last Rion Brown vs. Notre Dame, 2/19
Assists	9 - Rion Brown vs. Texas Southern, 11/14
Blocks	4 (5x) - last Erik Swoope vs. Norfolk State, 2/1

OPPONENT INDIVIDUAL HIGHS

Points	27 (2x) - last T.J. Warren, NC State, 2/8
Field Goals Made	9 - 2x last Jarell Eddie, Virginia Tech, 12/8
Field Goal Attempts	23 - Jarell Eddie, Virginia Tech, 12/8
3-Point FG Made	6 (2x) - last Pat Connaughton, Notre Dame, 2/19
3-Point FG Attempts	14 - Jarell Eddie, Virginia Tech, 12/8
Free Throws Made	9 (2x) - last T.J. Warren, NC State, 2/8
Free Throw Attempts	12 - Lamar Patterson, Pittsburgh, 2/5
Rebounds	15 - 2x, last Jabari Parker, Duke, 1/22
Assists	9 (2x) - last at Virginia Tech, 2/15
Blocks	4 - Jordan Bachynski, Arizona State, 12/1

THE LAST TIME ...**Player Scored 30 Points**

Miami	Durand Scott (32), vs. NC State, 3/16/13
Opponent	Ryan Kelly (36), at Duke, 3/2/13

Player Scored 35 Points

Miami	Jack McClinton (35) vs. North Carolina, 3/15/09
Opponent	Ryan Kelly (36), at Duke, 3/2/13

Player Scored 40 Points

Miami	Darius Rice (43) vs. Connecticut, 1/20/03
Opponent	Sean Singletary (41), Virginia, 3/1/08

Two Players Scored 20 Points

Miami	Shane Larkin (28), Trey McKinney Jones (20) vs. North Carolina, 3/17/13
Opponent	Omari Grier (27), Raymond Taylor (20) FAU, 12/17/11

Three Players Scored 20 Points

Miami	Dwayne Collins (23), Brian Asbury (21), Jack McClinton (20) vs. Virginia Tech, 1/25/09
Opponent	Travis Mays (40), Alvin Heggs (22), Lance Blanks (21), Texas, 2/22/89

Five Players Scored in Double Figures

Miami	James Kelly (17), Donnavan Kirk (15), Rion Brown (13), Manu Lecomte (12), Davon Reed (11), Garrius Adams (10) vs. Texas Southern, 11/14/13
Opponent	Jon Scheyer (27), DeMarcus Nelson (19), Kyle Singler (12), Greg Paulus (12), Lance Thomas (10) Duke, 2/20/08

Six Players Scored in Double Figures

Miami	James Kelly (17), Donnavan Kirk (15), Rion Brown (13), Manu Lecomte (12), Davon Reed (11), Garrius Adams (10) vs. Texas Southern, 11/14/13
-------	--

Player Grabbed 15 Rebounds

Miami	Reggie Johnson (20) vs. Florida Atlantic, 3/16/11
Opponent	Jabari Parker (15), Duke, 1/22/14

Two Players Grabbed 10 Rebounds

Miami	Rion Brown (10), Tonye Jekiri (10), at North Carolina, 1/8/14
Opponent	Marcus Ginyard (12), John Henson (12), North Carolina, 3/2/10

Three Players Grabbed 10 Rebounds

Miami	Mark Richardson (11), Eric Brown (10), Joe Wylie (10) vs. FIU, 3/6/89
Opponent	Matt Harpring (12), Dion Glover (10), Michael Maddox (10), Georgia Tech, 12/2/7/97

Player Had 10 Assists

Miami	Durand Scott (10) vs. North Carolina Central, 11/14/09
Opponent	Kendall Marshall (10), North Carolina, 3/11/11

Player Had 10 Blocks

Miami	Anthony King (10) vs. Florida Atlantic, 11/29/04
Opponent	Jarvis Varnado (10), Mississippi State, 12/13/07

Player Had a Double-Double

Miami	Rion Brown (21 pts, 11 rebs) vs. Notre Dame, 2/19/14
Opponent	Jabari Parker (17 pts, 15 rebs) Duke, 1/22/14

Player Had a Triple-Double

Miami	Anthony King (11 pts, 10 reb, 13 blks) vs. Florida Atlantic, 11/29/04
Opponent	Brendan Haywood (18 pts, 14 reb, 10 blks), North Carolina, 12/4/00

Two Players Had Double-Doubles

Miami	Reggie Johnson (22 pts, 11 rebs) & Kenny Kadji (12 pts, 12 rebs), vs. Stetson, 11/9/12
Opponent	Hasheem Thabeet (19 pts, 14 reb), A.J. Price (13 pts, 11 reb), Connecticut, 11/23/08

Team Scored 100 Points

Miami	108 vs. Nova Southeastern, 11/16/09
Opponent	105, North Carolina, 1/31/07

Team Scored 50 Points in a Half

Miami	51, (2nd half) at Hawaii, 12/22/12
Opponent	51 (2nd half), UCF, 12/18/10

Team Shot 50 Percent in Both Halves

Miami	.500 (10-20) / .500 (12-24) at Maryland, 1/29/14
Opponent	.538 (14-26) / .500 (16-32) vs. Georgia Tech, 3/6/13

Team Shot 60 Percent in a Half

Miami	.696 (16-23), second half, at Maryland, 1/29/14
Opponent	.619 (13-21), second half, Florida State, 1/15/14

Team Shot 70 Percent in a Half

Miami	.739 (17-23), first half, at Florida State, 2/13/13
-------	---

Team Shot 60 Percent in a Game

Miami	.638 (30-47), at Florida State, 2/13/13
Opponent	.622 (23-37), Clemson, 12/21/08

Team Shot Less Than 30 Percent in a Game

Miami	.259 (15-58, at Virginia Tech, 2/15/14
Opponent	.295 (13-44), Georgia Tech, 1/18/14

Miami 84, Florida Tech 55

Exhibition

10-30-13

BankUnited Center

Florida Tech 0-0		tot-fg 3-pt					rebounds									
#	Player	fg	fga	fg	fga	fta	of	de	tot	pf	tp	a	b	s	min	
03	CARTER, Chris	* 7	21	3	11	3	6	0	1	1	2	20	4	3	0	38
04	JACKSON, Jemaine*	4	14	0	4	1	1	0	3	3	2	9	5	1	1	32
11	JOHNSON, Akeem*	1	8	0	3	0	0	4	7	1	2	2	1	0	0	34
41	USIC, David	* 1	4	0	1	0	0	2	1	3	4	2	0	1	0	13
42	STAHL, Cameron*	3	5	0	0	0	0	1	6	7	2	6	1	0	1	34
02	BOOTH, Robert	0	1	0	0	0	0	2	2	1	0	1	0	0	1	12
05	JACKSON, Corbin	6	11	0	1	0	0	2	1	3	5	12	0	3	1	19
10	BOLHUIS, Kevin	0	0	0	0	0	0	1	0	1	0	0	0	0	0	3
12	MEADEN, George	0	0	0	0	0	0	0	0	0	0	0	0	0	0	1
14	DIVAC, Matia	1	1	0	0	0	0	0	0	0	0	2	0	0	0	1
15	STAHL, Nick	0	2	0	1	0	0	1	0	1	0	0	2	1	0	4
22	SPENCE, Isaac	0	0	0	0	0	0	0	0	0	0	0	0	0	0	0+
24	POPE, Derick	1	2	0	1	0	0	0	2	2	2	0	2	0	0	17
25	FISCHER, Max	0	0	0	0	0	0	0	0	0	0	0	0	0	0	1
55	BONJONIA, Berkley	0	0	0	0	0	0	0	0	0	0	0	0	0	0	1
TEAM		24 69 3 22 4 7					12 21 33 19 55					15 12 3 5 200				
Totals		24 69 3 22 4 7					12 21 33 19 55					15 12 3 5 200				
TOTAL FG%		1st Half: 8-35 22.9%					2nd Half: 16-34 47.1%					Game: 34.8%				
3-Pt. FG%		1st Half: 1-11 9.1%					2nd Half: 2-11 18.2%					Game: 13.6%				
F Throw %		1st Half: 1-1 100%					2nd Half: 3-6 50.0%					Game: 57.1%				

Miami 0-0		tot-fg 3-pt					rebounds									
#	Player	fg	fga	fg	fga	fta	of	de	tot	pf	tp	a	b	s	min	
15	Rion Brown	* 7	8	6	7	0	0	1	2	3	4	20	1	2	0	24
20	Manu Lecomte	* 1	4	0	0	0	0	1	1	2	2	2	3	2	0	19
22	Donnavan Kirk	* 5	8	0	2	3	6	5	4	9	1	13	1	1	3	30
23	Tonye Jekiri	* 1	7	0	0	1	2	1	9	10	2	3	3	2	2	28
25	Garrison Adams	* 6	14	3	8	1	2	1	9	10	0	16	5	2	0	31
01	Deandre Burnett	5	12	1	5	5	6	2	1	3	1	16	0	2	0	1
03	Steve Sorenson	0	0	0	0	0	0	0	0	0	0	0	0	0	0	1
04	Raphael Akpejori	0	1	0	0	2	4	0	2	2	0	2	1	0	0	1
05	Davon Reed	2	4	0	1	2	4	2	2	6	0	0	1	1	1	17
12	Justin Heller	1	2	1	1	0	0	0	0	0	0	3	0	0	0	1
21	Erik Swoope	1	1	0	0	1	2	1	2	3	0	3	0	0	1	9
35	James Kelly	0	2	0	2	0	0	1	2	3	1	0	0	1	0	9
TEAM		29 63 11 26 15 31					14 12 6 7 200									
Totals		29 63 11 26 15 31					14 12 6 7 200									
TOTAL FG%		1st Half: 13-30 43.3%					2nd Half: 16-33 48.5%					Game: 46.0%				
3-Pt. FG%		1st Half: 7-16 43.8%					2nd Half: 4-10 40.0%					Game: 42.3%				
F Throw %		1st Half: 7-14 50.0%					2nd Half: 8-12 66.7%					Game: 57.7%				

Officials: Jacyn Goble, JB Caldwell, Alan Spainhour
Technical fouls: Florida Tech-None. Miami-None.
Attendance: 4848

Score by Periods	1st	2nd	Total
Florida Tech	18	37	55
Miami	40	44	84

Points in the paint-FITM 30,UM 30. Points off turnovers-FITM 12,UM 15.
2nd chance points-FITM 6,UM 25. Fast break points-FITM 14,UM 17.
Bench points-FITM 16,UM 30. Score tied-0 times. Lead changed-0 times.
Last FG-FITM 2nd-00:44, UM 2nd-00:11.
Largest lead-FITM None, UM by 29 2nd-00:11.

St. Francis Brooklyn 66, Miami 62 (OT)

Game 1

11-08-13

BankUnited Center

St. Francis Brooklyn 1-0 tot-fg 3-pt		rebounds														
#	Player	fg	fga	fg	fga	fta	of	de	tot	pf	tp	a	b	s	min	
03	MOCKFORD, Ben	* 4	12	3	10	0	0	0	3	3	0	11	2	0	0	38
05	CANNON, Jalen	* 6	13	2	4	0	0	4	6	10	3	14	0	0	0	30
33	MILK, Matt	* 0	1	0	0	0	0	0	1	1	3	0	0	1	0	1
34	DOUGLAS, Kevin	* 1	6	1	4	0	0	2	2	4	3	6	0	3	1	0
44	WHITE, Anthony	* 1	3	0	0	0	0	0	1	1	0	2	2	0	0	10
01	JONES, Brent	* 3	0	1	7	8	1	6	7	4	7	4	2	0	0	26
02	HOPKINSON, Yunus	0	2	0	2	1	2	0	0	0	1	1	1	0	1	9
11	SANTAVENERE, P.J.	1	2	0	1	0	0	0	0	0	2	2	0	0	0	1
23	ULMER, Lowell	0	0	0	0	2	0	1	1	1	0	0	0	0	0	7
25	ISALOVIC,Aleksandar	0	1	0	1	0	0	0	0	0	0	0	0	0	1	4
32	FALL, Amdy	3	4	0	0	0	0	1	3	4	3	6	0	1	2	18
44	HAGIGAL, Sheldon	0	0	0	0	0	0	0	0	0	3	0	1	0	0	4
45	MARTIN, Wayne	6	13	1	1	4	7	4	4	8	4	17	2	5	1	28
TEAM		22 60 7 24 15 23					14 31 45 27 66					11 17 4 6 225				
Totals		22 60 7 24 15 23					14 31 45 27 66					11 17 4 6 225				
TOTAL FG%		1st Half: 10-34 29.4%					2nd Half: 9-22 40.9%					Game: 36.7%				
3-Pt. FG%		1st Half: 6-16 37.5%					2nd Half: 1-8 12.5%					Game: 29.2%				
F Throw %		1st Half: 1-4 25.0%					2nd Half: 10-15 66.7%					Game: 65.2%				

Miami 0-1		tot-fg 3-pt					rebounds									
#	Player	fg	fga	fg	fga	fta	of	de	tot	pf	tp	a	b	s	min	
15	Rion Brown	* 3	10	0	3	5	6	1	6	7	1	11	0	1	0	42
20	Manu Lecomte	* 3	10	0	2	3	4	0	1	1	2	9	1	2	0	34
22	Donnavan Kirk	* 6	8	0	1	4	6	7	3	10	3	16	0	4	2	1
23	Tonye Jekiri	* 2	7	0	0	2	2	1	8	9	5	6	1	2	1	35
25	Garrison Adams	* 4	18	0	8	7	9	1	2	3	2	15	3	1	0	3
04	Raphael Akpejori	0	0	0	0	0	0	0	0	0	1	0	0	1	0	40
05	Davon Reed	1	5	0	1	2	0	1	1	3	0	0	0	0	1	18
21	Erik Swoope	0	3	0	0	2	1	3	4	3	2	0	0	0	0	23
35	James Kelly	0	0	0	0	0	0	3	1	4	2	0	0	0	0	5
TEAM		19 61 0 15 24 31					15 28 43 20 62					5 13 3 7 225				
Totals		19 61 0 15 24 31					15 28 43 20 62					5 13 3 7 225				
TOTAL FG%		1st Half: 8-29 27.6%					2nd Half: 8-23 34.8%					Game: 31.1%				
3-Pt. FG%		1st Half: 0-5 0.0%					2nd Half: 0-6 0.0%					Game: 0.0%				
F Throw %		1st Half: 10-13 76.9%					2nd Half: 14-18 77.8%					Game: 77.4%				

Score by Periods	1st	2nd	OT	Total
St. Francis Brooklyn	27	29	10	66
University of Miami	26	30	6	62

Points in the paint-SFBKM 26,UM 30. Points off turnovers-SFBKM 15,UM 16.
2nd chance points-SFBKM 13,UM 11. Fast break points-SFBKM 3,UM 4.
Bench points-SFBKM 33,UM 5. Score tied-7 times. Lead changed-7 times.
Last FG-SFBKM OT-01:02, UM OT-00:20.
Largest lead-SFBKM by 7-2nd-14:35, UM by 7 1st-05:53.

Miami 70, College of Charleston 54

Game 4

11-18-13

TD Arena

Miami 3-1		tot-fg 3-pt					rebounds									
#	Player	fg	fga	fg	fga	fta	of	de	tot	pf	tp	a	b	s	min	

RV/- George Washington 71, Miami 63 (OT) Game 6
11-28-13 Titan Gym

Miami 3-3	tot-fg		3-pt		fga		fga		rebounds		of de		tot pf		tp		a		b		s		min	
## Player	f	c	3	8	0	0	0	0	2	9	11	2	6	0	2	4	0	2	4	0	39			
22 Donnavan Kirk	f	3	1	3	0	0	0	0	0	1	1	0	2	1	1	1	1	1	1	1	21			
23 Tonye Jekiri	c	1	3	0	0	0	0	0	0	1	1	0	2	1	1	1	1	1	1	1	21			
15 Rion Brown	g	4	12	16	6	7	7	7	3	6	9	2	16	1	0	0	0	1	0	1	34			
20 Manu Lecomte	g	2	6	12	6	12	0	0	2	0	2	2	5	0	2	0	0	2	0	0	25			
25 Garrius Adams	g	4	13	24	4	7	8	1	3	4	4	17	5	4	0	1	40-							
05 Davon Reed	2	7	2	5	0	0	0	0	2	2	2	6	2	3	0	2	35							
21 Erik Swoopce	0	0	0	0	0	0	0	0	0	0	1	0	0	0	0	0	9							
35 James Kelly	5	9	0	0	0	1	2	2	4	6	2	11	0	0	0	1	28							
TEAM											2	2												
Totals	21	58	6	17	15	17	12	25	37	15	63	9	12	6	225									

TOTAL FG% 1st Half: 11-25 44.0% 2nd Half: 9-25 36.0% Game: 36.2%
 3-Pt. FG% 1st Half: 2-4 50.0% 2nd Half: 4-8 50.0% Game: 35.3%
 F Throw % 1st Half: 2-2 100% 2nd Half: 11-13 84.6% Game: 88.2%

George Washington 5-0															tot-fg			3-pt			rebounds									
##	Player	f	t	fg	fga	fg	fga	f	fta	of	de	tot	pf	tp	a	b	s	min												
21	LARSEN, Kevin	f	2	7	0	0	0	0	0	0	4	4	3	4	0	1	0	1	33											
32	ARMWOOD, Isiah	f	6	10	0	0	0	0	0	2	9	11	4	12	1	2	3	1	39											
01	CREEK, Maurice	g	5	14	2	7	3	4	1	1	2	3	15	2	0	0	1	33												
11	SAVAGE, Kethan	g	5	10	0	1	1	1	1	2	3	1	11	2	2	2	1	29												
22	McDONALD, Joe	g	4	7	1	2	1	2	0	5	5	2	10	3	0	0	3	35												
03	CARTAGENA, Miguel	1	1	1	1	1	0	0	0	0	0	0	3	1	1	0	0	8												
05	GRIFFIN, Nick	0	0	0	0	0	0	0	0	0	0	0	0	0	0	0	0	3												
30	MIKIC, Nemanja	6	8	4	5	0	0	0	1	1	2	2	16	1	0	1	0	29												
33	MARAGKOS, Paris	0	1	0	0	0	0	0	1	0	1	0	0	0	0	0	0	2												
34	KOPRIVA, John	0	3	0	0	0	2	0	2	2	2	0	0	0	0	0	0	14												
TEAM																														
Totals		29	61	8	16	5	9	7	25	32	16	71	10	6	5	7	226													

TOTAL FG% 1st Half: 12-28 42.9% 2nd Half: 12-27 44.4% Game: 47.5%
 3-Pt. FG% 1st Half: 3-6 50.0% 2nd Half: 3-7 42.9% Game: 50.0%
 F Throw % 1st Half: 0-0 0.0% 2nd Half: 5-9 55.6% Game: 55.6%

Officials: Mike Scypers, Ken Ditty, Michael Irving
 Technical fouls: University of Miami-None. George Washington-None.
 Attendance: 1966

Score by Periods	1st	2nd	OT	Total
University of Miami	26	33	4	63
George Washington	27	32	12	71

First game of DIRECTV Wooden Legacy Quarterfinals

Points in the paint-UM 22,GW 34. Points off turnovers-UM 17,GW 17.
 2nd chance points-UM 15,GW 6. Fast break points-UM 4,GW 4.
 Bench points-UM 17,GW 19. Score tied-6 times. Lead changed-7 times.
 Last FG-UM OT-00:20, GW OT-01:37.
 Largest lead-UM by 6 1st-17:35, GW by 12 2nd-14:20.

Miami 48, Cal State Fullerton 46 Game 7
11-29-13 Titan Gym

Miami 4-3	tot-fg 3-pt				rebounds													
## Player	f	g	fga	fgt	fta	of	de	tot	pf	a	b	s	min					
22 Donnavan Kirk	f	2	4	0	1	2	2	0	2	3	5	0	27					
25 Garrius Adams	f	3	9	1	6	0	0	1	3	4	0	7	1	3	1	0	35	
35 James Kelly	f	4	7	1	2	1	2	1	6	7	3	10	1	0	2	0	24	
05 Davon Reed	g	4	12	1	6	0	2	0	3	3	1	9	2	1	0	0	36	
15 Rion Brown	g	4	10	0	3	1	2	2	6	8	2	9	2	4	0	0	34	
20 Manu Lecomte	2	4	0	2	0	0	0	0	3	3	1	4	1	0	0	1	15	
21 Erik Swoopce	0	0	0	0	0	2	0	2	2	2	0	0	0	1	0	0	9	
23 Tonye Jekiri	2	3	0	0	0	0	4	4	3	4	0	2	0	0	0	0	20	
TEAM								1	1	2								
Totals			21	49	3	19	3	10	7	28	35	13	48	7	13	4	1	200

TOTAL FG% 1st Half: 10-22 45.5% 2nd Half: 11-27 40.7% Game: 42.9%
 3-Pt. FG% 1st Half: 1-10 10.0% 2nd Half: 2-9 22.2% Game: 15.8%
 F Throw % 1st Half: 2-4 50.0% 2nd Half: 1-6 16.7% Game: 30.0%

Cal State Fullerton 2-5		tot-fg 3-pt				rebounds										
##	Player	f	t	fg	fga	ft	fta	of	de	tot	pf	tp	a	b	s	min
00	Horne, Marquis	f	1	8	0	1	0	0	4	4	3	2	0	1	0	32
13	Boyd, Joe	f	0	2	0	0	0	0	1	4	5	1	0	0	1	17
10	Williams, Michael	g	6	16	2	9	1	3	0	2	2	1	15	2	1	36
11	Gentry, Josh	g	1	5	1	3	0	0	0	1	1	0	3	1	2	17
22	Blackwell, Sheldon	g	4	6	1	3	4	6	1	2	1	13	6	0	3	32
01	Brandon, Jared	1	5	0	2	0	0	0	4	4	0	2	1	1	0	19
21	McClellan, Steve	2	2	0	0	0	0	2	2	2	4	0	2	0	1	17
32	Collins, Chris	0	1	0	0	3	4	1	4	5	1	3	1	3	0	17
33	Johnson, James	2	3	0	0	0	0	0	1	1	4	4	0	1	0	13
TEAM						2 3 5										
Totals		17	48	4	18	8	13	5	26	31	13	46	11	11	0	200

TOTAL FG% 1st Half: 7-24 29.2% 2nd Half: 10-24 41.7% Game: 35.4%
 3-Pt. FG% 1st Half: 1-9 11.1% 2nd Half: 3-9 33.3% Game: 22.2%
 F Throw % 1st Half: 2-4 50.0% 2nd Half: 6-9 66.7% Game: 61.5%

Officials: Mike Eggers, Greg Nixon, Tim Kelly
 Technical fouls: University of Miami-None. Cal State Fullerton-None.
 Attendance: 1857

Score by Periods	1st	2nd	Total
University of Miami	23	25	48
Cal State Fullerton	17	29	46

Consolation 1 (Game 6) Directv Wooden Legacy ESPN3

Points in the paint-UM 22,CSF 14. Points off turnovers-UM 11,CSF 10.
 2nd chance points-UM 7,CSF 4. Fast break points-UM 4,CSF 4.
 Bench points-UM 8,CSF 13. Score tied-2 times. Lead changed-0 times.
 Last FG-UM 2nd-02:47, CSF 2nd-00:21.
 Largest lead-UM by 17 2nd-08:36, CSF None.

Miami 60, RV/RV Arizona State 57 Game 8
12-1-13 Honda Center

Miami 5-3		totfg 3-pt					rebounds											
##	Player	f	g	a	fg	fga	f	fta	of	de	tot	p	a	to	b	s	min	
22	Donnavan Kirk	f	3	9	0	0	1	1	2	1	3	2	7	0	2	2	0	28
35	James Kelly	f	4	7	0	2	3	4	0	6	6	3	11	1	1	1	0	35
05	Davon Reed	g	5	10	5	8	4	6	0	1	1	3	19	2	2	0	0	36
15	Rion Brown	g	3	7	0	1	3	5	1	3	4	2	9	4	2	0	0	30
25	Garrius Adams	g	3	7	1	2	2	4	1	8	9	3	9	4	0	0	2	33
04	Raphael Akpejori	0	0	0	0	0	0	0	0	1	1	1	0	0	0	0	0	5
20	Manu Lecomte	1	3	0	0	0	0	0	0	1	1	0	2	1	0	0	0	10
21	Erik Swoopce	1	1	0	0	0	0	0	0	0	0	1	3	0	0	0	0	13
23	Tonye Jekiri	0	3	0	0	0	0	0	2	1	3	1	0	0	0	0	0	10
TEAM		2 2																
Totals		20	47	6	13	14	21	8	22	30	16	60	12	7	3	2	2	200

TOTAL FG% 1st Half: 7-24 29.2% 2nd Half: 13-23 56.5% Game: 42.6%
 3-Pt. FG% 1st Half: 2-7 28.6% 2nd Half: 4-6 66.7% Game: 46.2%
 F Throw % 1st Half: 8-10 80.0% 2nd Half: 11-14 78.6% Game: 66.7%

Arizona State 7-2		tot-fg 3-pt					rebounds									
##	Player	f	g	fga	fg	fta	of	d	re	pf	tp	a	b	s	min	
31	Gilling, Jonathan	f	1	4	1	4	0	1	4	3	9	2	0	0	38	
13	Badynski, Jordan	c	8	11	0	0	7	8	15	4	20	0	4	1	37	
01	Carson, Jahil	g	2	14	2	4	2	1	2	3	1	8	3	3	39	
15	Koulechov, Igor	g	3	4	1	2	0	1	3	4	1	7	0	1	24	
34	Marshall, Jermaine	g	4	12	3	7	3	4	0	1	1	2	14	2	38	
03	Murray, Chance	0	0	0	0	0	0	2	2	1	0	1	0	0	7	
05	Edwards, Richie	0	0	0	0	0	0	0	0	1	0	0	0	0	3	
24	Tummala, Sai	2	6	1	4	0	1	2	3	2	5	1	0	0	14	
TEAM								1	2	3						
Totals			20	51	8	21	9	13	11	21	32	16	57	16	9	200

TOTAL FG% 1st Half: 11-22 50.0% 2nd Half: 9-29 31.0% Game: 39.2%
 3-Pt. FG% 1st Half: 5-11 45.5% 2nd Half: 3-10 30.0% Game: 38.1%
 F Throw % 1st Half: 3-4 75.0% 2nd Half: 6-9 66.7% Game: 69.2%

Officials: Chris Rastatter, Michael Irving, Tim Kelly
 Technical fouls: University of Miami-None. Arizona State-None.
 Attendance:

Score by Periods	1st	2nd	Total
University of Miami	24	36	60
Arizona State	30	27	57

GAME 10 of DIRECTV Wooden Legacy - ESPN3

Points in the paint-UM 14,ASU 22. Points off turnovers-UM 11,ASU 7.
 2nd chance points-UM 8,ASU 8. Fast break points-UM 2,ASU 0.
 Bench points-UM 5,ASU 5. Score tied-7 times. Lead changed-3 times.
 Last FG-UM 2nd-00:34, ASU 2nd-02:40.
 Largest lead-UM by 4 2nd-05:56, ASU by 10 1st-04:00.

Nebraska 60, Miami 49 Game 9
12-4-13 Pinnacle Bank Arena

Miami 5-4		tot-fg 3-pt				rebounds												
##	Player	f	o	d	e	t	o	f	d	e	t	p	f	a	b	s	min	
22	Donnavan Kirk	f	0	4	0	1	1	2	1	3	4	4	1	0	1	1	1	18
35	James Kelly	f	1	4	0	2	0	0	0	5	5	0	2	0	1	1	0	28
05	Davon Reed	g	2	11	1	6	0	0	1	1	2	2	5	2	2	0	2	31
15	Rion Brown	g	8	14	5	11	4	6	0	2	2	4	25	3	2	0	1	32
25	Garrison Adams	g	0	6	0	2	2	2	2	5	7	0	2	1	3	0	0	31
04	Raphael Akpejori	g	0	0	0	0	2	2	0	1	1	4	2	0	0	0	0	8
20	Manu Lecomte	g	2	4	0	0	1	3	0	2	2	4	5	4	4	0	0	23
21	Erik Swoopce	g	2	5	1	3	0	0	0	2	2	0	5	0	0	0	0	8
23	Tonye Jekiri	g	1	2	0	0	0	0	2	5	7	2	2	1	0	1	0	21
TEAM																		
Totals		16	50	7	25	10	15	8	26	34	20	49	11	13	3	4	200	

TOTAL FG% 1st Half: 6-25 24.0% 2nd Half: 10-25 40.0% Game: 32.0%
 3-Pt. FG% 1st Half: 1-12 8.3% 2nd Half: 6-13 46.2% Game: 28.0%
 F Throw % 1st Half: 0-0 0.0% 2nd Half: 10-15 66.7% Game: 66.7%

Nebraska 6-2		tot-fg 3-pt					rebounds									
##	Player	f	g	fg	fga	fta	of	de	tot	pf	tp	a	b	s	min	
31	Shields, Shavon	f	4	13	1	3	0	7	7	1	9	2	2	0	1 36	
35	Pitchford, Walter	f	4	8	3	6	2	2	5	5	1	13	0	0	22	
00	Weister, Tai	g	1	1	0	0	3	5	0	2	2	4	5	5	0 0 25	
05	Petteway, Terran	g	4	10	1	3	5	6	1	2	3	2	14	0	1 3 1 32	
15	Gallegrs, Ray	g	3	8	2	7	0	0	5	5	3	8	3	1	0 2 35	
01	Biggs, Deverell	g	2	0	2	1	4	6	0	1	1	4	4	2	1 0 1 18	
03	Parker, Benny	g	0	0	0	0	0	0	0	0	0	0	0	0	0 0 0	
21	Smith, Leslee	g	2	4	0	0	3	3	5	5	10	1	7	0	1 2 1 23	
TEAM		2 2														
Totals		18 46 7 20 17 22					6 29 35 16 60					12 11 5 10 200				

Miami 71, La Salle 58
12-22-13
Game 12
BankUnited Center

La Salle 6-6		tot-fg		3-pt		rebounds									
#	Player	fg	fga	fg	fga	ft	fta	of	de	tot	pf	tp	a	to	b
00	ZACK, Steve	* 5	10	0	0	1	2	4	7	11	2	11	1	1	1
01	PETERSON, D.J.	* 2	0	1	0	0	0	0	0	0	4	0	0	2	0
03	DUREN, Tyreek	* 7	17	4	7	0	0	5	5	3	18	2	1	1	1
10	MILLS, Sam	* 6	14	3	8	0	0	1	2	3	0	15	2	1	0
25	WRIGHT, Jerrell	* 3	6	0	0	2	3	4	3	7	2	8	0	2	0
05	DUNN, Taylor	0	0	0	0	0	0	0	0	0	0	0	0	0	0
21	GARLAND, Tyrone	1	7	0	2	1	2	0	0	0	2	3	3	2	0
23	LEWIS, Khalid	1	4	0	0	0	0	0	0	0	2	1	1	0	0
35	BROWN, Rohan	0	0	0	0	1	2	1	0	1	2	1	0	0	0
TEAM															
Totals															

TOTAL FG% 1st Half: 9-28 32.1% 2nd Half: 14-32 43.8% Game: 38.3%
3-Pt. FG% 1st Half: 3-10 30.0% 2nd Half: 4-8 50.0% Game: 38.9%
F Throw % 1st Half: 3-4 75.0% 2nd Half: 2-5 40.0% Game: 55.6%

Miami 7-5		tot-fg		3-pt		rebounds									
#	Player	fg	fga	fg	fga	ft	fta	of	de	tot	pf	tp	a	to	b
05	Davon Reed	* 3	8	1	5	1	1	0	0	0	2	8	4	1	0
15	Rion Brown	* 6	12	1	5	4	6	4	5	9	0	17	4	2	0
22	Donnavan Kirk	* 4	9	0	2	1	2	4	5	9	2	9	0	1	4
25	Garrus Adams	* 5	10	1	2	2	3	1	2	3	1	13	3	1	0
35	James Kelly	* 4	7	1	1	1	2	0	3	3	1	10	0	2	1
20	Manu Lecomte	2	6	0	1	1	2	1	3	4	3	5	2	0	0
23	Tonye Jekiri	4	7	0	0	1	2	2	5	7	3	9	0	0	1
TEAM															
Totals															

TOTAL FG% 1st Half: 15-31 48.4% 2nd Half: 13-28 46.4% Game: 47.5%
3-Pt. FG% 1st Half: 3-11 27.3% 2nd Half: 1-5 20.0% Game: 25.0%
F Throw % 1st Half: 1-1 100% 2nd Half: 10-17 58.8% Game: 61.1%

Officials: Bryan Kersey, Gary Maxwell, James Luckie
Technical fouls: La Salle-None. University of Miami-None.
Attendance: 4837

Score by Periods	1st	2nd	Total
La Salle	24	34	58
University of Miami	34	37	71

Points in the paint-LAS 26,UM 32. Points off turnovers-LAS 9,UM 11.
2nd chance points-LAS 14,UM 17. Fast break points-LAS 10,UM 5.
Bench points-LAS 6,UM 14. Score tied-2 times. Lead changed-1 time.
Last FG-LAS 2nd-00:26, UM 2nd-00:35.
Largest lead-LAS by 5 1st-17:39, UM by 15 2nd-08:41.

Miami 71, Loyola 48
12-30-13
Game 13
BankUnited Center

Loyola 5-6		tot-fg		3-pt		rebounds									
#	Player	fg	fga	fg	fga	ft	fta	of	de	tot	pf	tp	a	to	b
15	Latham, Jordan	f 0	2	0	0	0	0	1	1	2	3	0	0	0	0
21	Jones, Jarred	f 0	2	0	1	1	2	1	5	6	1	0	0	2	1
03	Cormier, Dylan	g 4	12	1	2	2	6	2	3	5	2	11	0	1	0
05	Laster, Eric	g 5	10	3	7	0	0	2	1	3	0	13	0	2	0
12	Williams, R.J.	g 1	5	0	1	1	2	0	0	0	2	3	1	1	0
00	Patton, Jevon	1	1	0	0	1	2	2	0	2	0	3	2	0	0
01	Gorski, Nick	0	3	0	0	0	0	0	0	0	1	0	0	0	0
02	Rashford, Damion	0	3	0	0	1	2	0	0	0	1	0	0	0	0
10	Brito, Denzel	1	3	0	2	0	0	0	2	2	0	2	4	2	0
11	Tuohy, Sean Jr.	0	0	0	0	0	0	0	0	0	0	0	0	0	0
13	Rassman, Franz	2	4	0	0	0	0	2	1	3	2	4	1	1	0
23	Hubbard, Tyler	4	8	2	5	0	0	1	1	2	3	10	0	1	0
30	Onyuke, Chido	0	0	0	0	0	0	0	0	0	0	0	0	0	0
42	Forney, Josh	0	0	0	0	0	0	0	1	1	1	0	0	0	1
TEAM															
Totals															

TOTAL FG% 1st Half: 8-27 29.6% 2nd Half: 10-26 38.5% Game: 34.0%
3-Pt. FG% 1st Half: 2-7 28.6% 2nd Half: 4-11 36.4% Game: 33.3%
F Throw % 1st Half: 2-6 33.3% 2nd Half: 4-8 50.0% Game: 42.9%

Miami 8-5		tot-fg		3-pt		rebounds									
#	Player	fg	fga	fg	fga	ft	fta	of	de	tot	pf	tp	a	to	b
22	Donnavan Kirk	f 5	9	0	0	2	5	5	4	9	2	12	0	0	0
35	James Kelly	f 5	8	1	1	0	0	2	4	6	2	11	0	1	0
05	Davon Reed	g 1	6	1	5	5	5	0	2	2	0	8	7	3	0
15	Rion Brown	g 6	11	4	6	1	2	2	7	9	2	17	1	2	0
25	Garrus Adams	g 2	5	0	2	0	0	0	3	3	1	4	3	1	0
03	Steve Sorenson	0	0	0	0	0	0	0	0	0	0	0	0	0	0
04	Raphael Akpejori	0	0	0	0	0	0	0	1	1	0	0	0	0	0
11	Mike Fernandez	0	0	0	0	0	0	0	0	0	0	0	0	2	0
12	Justin Heller	0	0	0	0	0	0	0	1	1	0	0	0	1	0
20	Manu Lecomte	2	3	1	1	1	2	0	0	0	2	6	3	0	1
21	Erik Swoope	1	1	0	0	1	2	1	1	0	3	0	2	1	0
23	Tonye Jekiri	4	5	0	0	2	4	1	3	4	5	10	2	1	2
TEAM															
Totals															

TOTAL FG% 1st Half: 15-25 60.0% 2nd Half: 11-23 47.8% Game: 54.2%
3-Pt. FG% 1st Half: 5-9 55.6% 2nd Half: 2-6 33.3% Game: 46.7%
F Throw % 1st Half: 8-13 61.5% 2nd Half: 4-7 57.1% Game: 60.0%

Officials: Brian O'Connell, Dwayne Gladden, Bernard Clinton
Technical fouls: Loyola-None. University of Miami-None.
Attendance: 5166

Score by Periods	1st	2nd	Total
Loyola	20	28	48
University of Miami	43	28	71

Points in the paint-LOY 18,UM 30. Points off turnovers-LOY 6,UM 16.
2nd chance points-LOY 11,UM 14. Fast break points-LOY 3,UM 6.
Bench points-LOY 20,UM 19. Score tied-0 times. Lead changed-0 times.
Last FG-LOY 2nd-01:09, UM 2nd-01:59.
Largest lead-LOY None, UM by 33 2nd-08:54.

No. 2 Syracuse 49, Miami 44
1-4-14
Game 14
Carrier Dome

Miami (8-6) (0-2)		tot-fg		3-pt		rebounds									
#	Player	fg	fga	fg	fga	ft	fta	of	de	tot	pf	tp	a	to	b
22	Donnavan Kirk	f 1	3	0	0	0	0	2	2	4	3	2	1	3	4
25	Garrus Adams	f 3	8	3	7	0	0	0	5	5	1	9	4	1	0
35	James Kelly	c 4	5	0	1	0	0	1	2	3	1	8	1	2	0
05	Davon Reed	g 1	3	1	3	2	2	0	0	0	1	5	1	1	0
15	Rion Brown	g 3	9	1	4	0	0	0	4	4	1	7	4	2	0
04	Raphael Akpejori	0	0	0	0	0	0	1	0	1	0	0	0	1	0
20	Manu Lecomte	3	6	2	4	0	0	0	0	0	1	8	0	2	0
21	Erik Swoope	0	1	0	0	0	0	0	0	0	0	0	0	0	0
23	Tonye Jekiri	2	5	0	0	1	2	2	1	3	2	5	2	0	1
TEAM															
Totals															

TOTAL FG% 1st Half: 8-19 42.1% 2nd Half: 9-21 42.9% Game: 42.5%
3-Pt. FG% 1st Half: 5-11 45.5% 2nd Half: 2-8 25.0% Game: 36.8%
F Throw % 1st Half: 0-0 0.0% 2nd Half: 3-4 75.0% Game: 75.0%

Syracuse (14-0) (1-0)		tot-fg		3-pt		rebounds									
#	Player	fg	fga	fg	fga	ft	fta	of	de	tot	pf	tp	a	to	b
03	Jerami Grant	f 2	7	0	0	1	2	1	4	5	0	5	1	1	0
05	C.J. Fair	f 6	14	1	2	2	3	3	6	2	15	1	2	0	1
25	Rakeem Christmas	c 3	5	0	0	2	2	3	4	7	1	8	0	1	0
10	Trevor Cooney	g 2	12	2	12	5	6	0	0	0	1	11	0	0	1
11	Tyler Ennis	g 4	7	1	0	1	2	0	1	1	4	10	7	2	0
00	Michael Gbinije	0	0	0	0	0	0	0	0	0	2	0	1	0	0
12	Baye Moussa Keita	0	2	0	0	0	0	1	1	2	1	0	0	0	0
TEAM															
Totals															

TOTAL FG% 1st Half: 10-22 45.5% 2nd Half: 7-25 28.0% Game: 36.2%
3-Pt. FG% 1st Half: 2-6 33.3% 2nd Half: 1-9 11.1% Game: 20.0%
F Throw % 1st Half: 3-4 75.0% 2nd Half: 9-10 90.0% Game: 85.7%

Officials: Les Jones, Mike Eades, Jeff Anderson
Technical fouls: University of Miami-None

No. 18 Duke 67, Miami 46

Game 18

1-22-14

BankUnited Center

Duke 15-4, 4-2		tot-fg 3-pt					rebounds									
#	Player	f	g	a	fg	fga	ft	fta	of	de	tot	p	f	tp	a	to b s min
01	Jabari Parker	* 5	12	0	3	7	8	0	9	15	1	17	0	4	3	32
02	Quinn Cook	* 3	8	2	5	0	0	0	0	0	0	8	4	2	0	26
05	Rodney Hood	* 5	8	2	4	0	0	0	6	6	1	12	3	0	0	32
13	Matt Jones	* 1	5	1	3	2	2	1	1	2	1	5	0	0	0	16
21	Amile Jefferson	* 4	7	0	0	0	0	4	3	7	2	8	0	1	3	32
03	Tyler Thornton	0	2	0	1	0	0	0	1	1	1	0	1	0	0	13
14	Rasheed Sulaimon	3	6	1	3	2	5	0	0	0	2	9	4	1	0	23
15	Josh Hairston	1	2	0	0	0	0	1	0	1	4	2	0	0	0	8
20	Semi Ojeleye	0	0	0	0	0	0	0	1	1	0	0	0	0	0	1
34	Andre Dawkins	2	6	2	6	0	0	0	0	0	1	6	0	0	0	3
40	Marshall Plumlee	0	0	0	0	0	0	0	2	2	1	0	0	0	1	7
TEAM																
Totals		24 56 8 25 1115					15 27 42 17 67					12 9 7 7 200				

TOTAL FG% 1st Half: 13-31 41.9% 2nd Half: 11-25 44.0% Game: 42.9%
3-Pt. FG% 1st Half: 4-16 25.0% 2nd Half: 4-9 44.4% Game: 32.0%
F Throw % 1st Half: 3-4 75.0% 2nd Half: 8-11 72.7% Game: 73.3%

Miami 10-8, 2-4		tot-fg 3-pt					rebounds									
#	Player	f	g	a	fg	fga	ft	fta	of	de	tot	p	f	tp	a	to b s min
15	Rion Brown	* 1	6	0	3	0	0	1	2	3	3	2	0	0	0	1 27
20	Manu Lecomte	* 1	2	0	0	2	0	0	0	0	2	4	2	6	0	0 23
22	Donnavan Kirk	* 5	11	1	3	0	0	1	0	1	2	11	0	1	0	29
23	Tonye Jekiri	* 4	7	0	0	1	3	6	9	1	8	0	1	1	1	26
25	Garrus Adams	* 3	11	0	2	2	2	2	2	2	8	3	1	0	1	35
04	Raphael Akpejori	0	0	0	0	0	0	1	1	2	0	0	0	0	0	8
05	Davon Reed	1	4	0	0	0	1	1	1	2	2	0	0	0	0	15
21	Erik Swoope	0	3	0	0	3	6	2	2	4	0	3	1	0	0	21
35	James Kelly	2	4	1	2	3	4	0	2	2	1	8	0	1	1	10
TEAM																
Totals		17 48 2 10 1016					9 19 28 14 46					6 11 2 4 200				

TOTAL FG% 1st Half: 9-22 40.9% 2nd Half: 8-26 30.8% Game: 35.4%
3-Pt. FG% 1st Half: 1-6 16.7% 2nd Half: 1-4 25.0% Game: 20.0%
F Throw % 1st Half: 3-2 66.7% 2nd Half: 8-13 61.5% Game: 62.5%

Officials: Mike Eades, James Luckie, Tony Green
Technical fouls: Duke-Jabari Parker. University of Miami-None.
Attendance: 7972

Score by Periods	1st	2nd	Total
Duke	33	34	67
University of Miami	21	25	46

Points in the paint-DU 26,UM 16. Points off turnovers-DU 8,UM 8.
2nd chance points-DU 22,UM 7. Fast break points-DU 4,UM 2.
Bench points-DU 17,UM 13. Score tied-0 times. Lead changed-1 time.
Last FG-DU 2nd-01:11, UM 2nd-00:56.
Largest lead-DU by 23 2nd-01:11, UM by 2 1st-18:41.

No. 2 Syracuse 64, Miami 52

Game 19

1-25-14

BankUnited Center

Syracuse 19-0, 6-0		tot-fg 3-pt					rebounds									
#	Player	f	g	a	fg	fga	ft	fta	of	de	tot	p	f	tp	a	to b s min
03	Jerami Grant	* 3	8	0	0	8	12	3	5	8	2	14	1	1	1	2 37
05	C.J. Fair	* 5	12	1	2	4	5	3	4	7	1	15	3	0	0	40
10	Trevor Cooney	* 3	6	3	6	2	2	1	1	2	1	11	0	0	0	1 37
11	Tyler Ennis	* 5	11	1	2	3	4	1	4	5	1	14	4	2	0	37
25	Rakeem Christmas	* 3	6	0	0	0	2	0	3	3	2	6	0	0	1	21
00	Michael Gbinije	0	1	0	1	0	0	0	0	0	0	0	0	0	0	1
12	Baye Moussa Keita	2	3	0	0	2	4	2	6	3	4	1	1	1	1	9
21	Tyler Roberson	0	0	0	0	0	0	0	1	1	1	0	0	1	0	3
TEAM																
Totals		21 47 5 11 1727					14 25 39 11 64					9 5 3 3 200				

TOTAL FG% 1st Half: 11-20 55.0% 2nd Half: 10-27 37.0% Game: 44.7%
3-Pt. FG% 1st Half: 3-4 75.0% 2nd Half: 2-7 28.6% Game: 45.5%
F Throw % 1st Half: 6-13 46.2% 2nd Half: 11-14 78.6% Game: 63.0%

Miami 10-9, 2-5		tot-fg 3-pt					rebounds									
#	Player	f	g	a	fg	fga	ft	fta	of	de	tot	p	f	tp	a	to b s min
15	Rion Brown	* 5	9	3	5	0	0	2	6	8	2	13	2	1	0	1 38
20	Manu Lecomte	* 1	2	1	2	0	0	0	0	1	3	1	0	0	0	20
22	Donnavan Kirk	* 1	5	0	1	1	2	0	1	1	2	3	0	1	1	20
23	Tonye Jekiri	* 1	4	0	0	1	4	3	2	5	4	3	4	0	0	27
25	Garrus Adams	* 3	10	2	5	0	0	1	1	3	8	4	1	0	0	35
04	Raphael Akpejori	0	0	0	0	0	0	0	1	1	1	0	0	0	1	7
05	Davon Reed	5	8	3	4	3	3	0	2	2	3	16	0	2	1	3
21	Erik Swoope	0	2	0	0	0	0	0	0	1	0	1	0	0	0	25
35	James Kelly	2	6	0	0	2	2	0	3	3	6	1	0	0	0	25
TEAM																
Totals		18 46 9 17 7 11 5					19 24 20 52					12 5 3 1 200				

TOTAL FG% 1st Half: 9-24 37.5% 2nd Half: 9-22 40.9% Game: 39.1%
3-Pt. FG% 1st Half: 5-9 55.6% 2nd Half: 4-8 50.0% Game: 52.9%
F Throw % 1st Half: 3-4 75.0% 2nd Half: 4-7 57.1% Game: 63.6%

Officials: Bryan Kersey, Tim Nestor, Bill Covington
Technical fouls: Syracuse-None. University of Miami-None.
Attendance: 7122

Score by Periods	1st	2nd	Total
Syracuse	31	33	64
University of Miami	26	26	52

Points in the paint-SU 24,UM 8. Points off turnovers-SU 7,UM 8.
2nd chance points-SU 13,UM 3. Fast break points-SU 3,UM 4.
Bench points-SU 4,UM 22. Score tied-4 times. Lead changed-3 times.
Last FG-SU 2nd-02:25, UM 2nd-00:46.
Largest lead-SU by 18 1st-08:21, UM by 2 1st-19:35.

Maryland 74, Miami 71

Game 20

1-29-14

Comcast Center

Miami 10-10, 2-6 ACC		tot-fg 3-pt					rebounds									
#	Player	f	g	a	fg	fga	ft	fta	of	de	tot	p	f	tp	a	to b s min
22	Donnavan Kirk	f 3	8	1	4	2	4	3	6	9	2	9	0	1	2	2 37
23	Tonye Jekiri	c 0	3	0	0	0	0	3	3	6	2	0	0	3	1	0 35
15	Rion Brown	g 5	8	3	5	12	13	0	5	5	3	25	2	0	0	1 31
20	Manu Lecomte	g 8	11	3	4	0	2	0	0	0	1	19	2	5	0	35
25	Garrus Adams	g 4	8	1	5	3	8	1	5	6	3	12	2	4	0	34
04	Raphael Akpejori	0	0	0	0	0	0	0	0	0	0	1	0	0	0	5
05	Davon Reed	2	6	1	3	1	1	0	1	1	2	6	1	1	0	18
21	Erik Swoope	0	0	0	0	0	0	0	0	0	1	0	0	0	0	1 5
TEAM																
Totals		22 44 9 21 1828					8 22 30 15 71					7 14 3 5 200				

TOTAL FG% 1st Half: 10-20 50.0% 2nd Half: 12-24 50.0% Game: 50.0%
3-Pt. FG% 1st Half: 4-9 44.4% 2nd Half: 5-12 41.7% Game: 42.9%
F Throw % 1st Half: 5-10 50.0% 2nd Half: 13-18 72.2% Game: 64.3%

Maryland 12-9, 4-4		tot-fg 3-pt					rebounds										
#	Player	f	g	fg	fga	ft	f	fta	of	de	tot	p	a	to	b	s	min
01	Evan Smotrycz	f	5	7	3	4	2	2	2	1	3	3	15	4	0	0	2 31
10	Jake Layman	f	6	15	3	8	0	0	0	4	4	1	15	2	2	0	1 34
25	Jon Graham	f	0	1	0	0	0	0	1	1	2	4	0	0	0	0	13
04	Seth Allen	g	4	7	1	3	0	2	0	0	0	3	9	2	1	0	1 29
32	Dez Wells	g	7	7	1	6	6	0	4	4	3	21	3	2	0	2	24
00	Charles Mitchell	1	2	0	0	2	2	2	2	2	3	2	0	1	0	0	13
02	Roddy Peters	2	3	0	0	1	0	3	3	4	2	0	4	0	0	1	13
05	Nick Faust	2	7	2	5	0	0	0	0	3	3	1	6	2	3	0	27
35	Damonte Dodd	1	1	0	0	0	0	1	0	1	1	2	0	1	1	0	12
44	Shaquille Cleare	0	0	0	0	0	0	0	1	1	0	0	0	0	0	0	4
TEAM																	
Totals		28 50 1021 8 13 4 20 24 19 74					15 10 1 7 200										

Miami 77, Florida State 73
2-10-14**Game 24**
Tucker Center

Miami 12-12, 3-8		tot-fg 3-pt					rebounds									
#	Player	fg	fga	fg	fga	fta	of	de	tot	pf	tp	a	to	b	s	min
04	Raphael Akpejori	f	2	2	0	0	3	2	1	3	5	4	0	1	3	21
21	Erik Swoope	f	0	3	0	1	0	0	1	1	2	0	2	0	0	1 25
22	Donnavan Kirk	f	6	7	2	2	2	0	1	1	3	16	0	1	1	0 28
15	Rion Brown	g	3	11	2	8	6	8	0	5	5	1	14	1	0	1 33
25	Garrius Adams	g	3	11	2	2	4	5	3	2	5	1	12	3	2	0 34
05	Davon Reed	2	4	0	1	3	4	1	1	2	0	7	2	0	1	0 16
20	Manu Lecomte	1	3	0	0	4	4	0	0	0	1	6	3	1	0	1 14
23	Tonye Jekiri	5	6	0	0	5	7	2	4	6	3	15	0	2	2	1 26
35	James Kelly	1	1	1	1	0	0	0	0	0	3	3	0	0	0	0 3
TEAM																
Totals																

TOTAL FG% 1st Half: 12-25 48.0% 2nd Half: 11-23 47.8% Game: 47.9%
3-Pt. FG% 1st Half: 5-8 62.5% 2nd Half: 2-7 28.6% Game: 46.7%
F Throw % 1st Half: 5-5 100% 2nd Half: 19-28 67.9% Game: 72.7%

FSU 14-10, 5-7		tot-fg 3-pt					rebounds									
#	Player	fg	fga	fg	fga	fta	of	de	tot	pf	tp	a	to	b	s	min
10	White, Okaro	f	5	9	0	1	4	5	3	4	7	3	14	2	2	0 31
50	Ojo, Michael	c	0	0	0	0	0	0	0	1	1	3	0	0	1	0 5
01	Bookert, Devon	g	7	14	2	7	1	2	3	5	1	17	5	0	0	0 30
25	Thomas, Aaron	g	6	12	2	4	2	2	1	1	2	3	16	1	2	1 36
32	Brandon, Montay	g	0	4	0	2	2	4	0	2	2	5	2	1	1	0 25
05	Smith, Jarquez	1	2	0	0	0	0	0	0	1	1	0	2	0	0	0 6
14	Gilchrist, Robert	0	0	0	0	0	0	0	0	0	0	0	0	0	0	0 3
15	Bojanovsky, Boris	4	5	0	0	1	1	4	2	6	3	9	1	3	2	0 30
30	Miller, Ian	5	10	3	6	0	0	3	3	4	13	0	2	0	0	0 34
TEAM																
Totals																

TOTAL FG% 1st Half: 11-23 47.8% 2nd Half: 17-33 51.5% Game: 50.0%
3-Pt. FG% 1st Half: 4-10 40.0% 2nd Half: 3-10 30.0% Game: 35.0%
F Throw % 1st Half: 0-0 0.0% 2nd Half: 10-14 71.4% Game: 71.4%

Officials: Karl Hess, Mike Eades, Les Jones
Technical fouls: University of Miami-None. Florida State-None.
Attendance: 7641
Score by Periods

	1st	2nd	Total
University of Miami	34	43	77
Florida State	26	47	73

Points in the paint-UM 20,FS 32. Points off turnovers-UM 8,FS 8.
2nd chance points-UM 9,FS 12. Fast break points-UM 2,FS 2.
Bench points-UM 31,FS 24. Score tied-1 time. Lead changed-0 times.
Last FG-UM 2nd-02:03, FS 2nd-00:09.
Largest lead-UM by 13 2nd-18:03, FS None.

Virginia Tech 52, Miami 45
2-15-14**Game 25**
Cassell Coliseum

Miami 12-13, 3-9		tot-fg 3-pt					rebounds									
#	Player	fg	fga	fg	fga	fta	of	de	tot	pf	tp	a	to	b	s	min
04	Raphael Akpejori	f	0	1	0	0	1	2	3	1	0	0	2	0	0	21
21	Erik Swoope	f	2	5	0	0	2	3	1	4	1	4	0	0	0	18
22	Donnavan Kirk	f	0	3	0	3	1	2	3	6	1	1	0	0	0	26
15	Rion Brown	g	4	16	3	12	1	2	4	6	10	3	12	1	2	0 37
25	Garrius Adams	g	4	12	0	5	5	7	1	6	7	4	13	4	0	1 38
05	Davon Reed	2	8	1	6	0	0	1	1	2	3	5	0	0	0	9
20	Manu Lecomte	0	5	0	3	0	0	0	0	0	1	0	2	1	0	0 19
23	Tonye Jekiri	0	0	0	0	2	0	3	3	1	0	0	0	0	0	11
35	James Kelly	3	8	3	5	0	0	1	4	5	3	9	1	0	0	1 21
TEAM																
Totals																

TOTAL FG% 1st Half: 5-27 18.5% 2nd Half: 10-31 32.3% Game: 25.9%
3-Pt. FG% 1st Half: 3-17 17.6% 2nd Half: 4-17 23.5% Game: 20.6%
F Throw % 1st Half: 2-4 50.0% 2nd Half: 6-13 46.2% Game: 47.1%

VT 9-15, 2-10		tot-fg 3-pt					rebounds									
#	Player	fg	fga	fg	fga	fta	of	de	tot	pf	tp	a	to	b	s	min
02	Joey van Zegeren	f	2	6	0	0	0	1	0	6	6	4	4	0	1	2 0 22
31	Jarell Eddie	f	2	7	2	5	1	2	0	2	2	1	7	0	1	0 37
32	Trevor Thompson	f	3	8	0	0	2	4	3	9	12	3	8	0	2	1 0 27
11	Devin Wilson	g	2	9	0	2	8	11	0	3	3	1	12	9	2	0 0 39
15	Ben Emelogu	g	3	6	2	4	1	2	0	3	3	3	9	2	0	1 2 30
22	Christian Beyer	0	0	0	0	0	0	0	0	1	1	0	0	0	0	0 5
25	Will Johnston	0	1	0	1	0	0	0	0	3	3	2	0	0	0	0 18
42	C.J. Barksdale	5	9	2	3	0	0	4	3	7	2	12	0	0	1	0 22
TEAM																
Totals																

TOTAL FG% 1st Half: 8-22 36.4% 2nd Half: 9-24 37.5% Game: 37.0%
3-Pt. FG% 1st Half: 3-6 50.0% 2nd Half: 3-9 33.3% Game: 40.0%
F Throw % 1st Half: 0-1 0.0% 2nd Half: 12-19 63.2% Game: 60.0%

Officials: Bryan Kersey, Dwayne Gladden, Jeff Clark
Technical fouls: University of Miami-None. Virginia Tech-None.
Attendance: 5105
Score by Periods

	1st	2nd	Total
University of Miami	15	30	45
Virginia Tech	19	33	52

Points in the paint-UM 14,VT 20. Points off turnovers-UM 2,VT 6.
2nd chance points-UM 10,VT 6. Fast break points-UM 2,VT 4.
Bench points-UM 14,VT 12. Score tied-1 time. Lead changed-1 time.
Last FG-UM 2nd-00:35, VT 2nd-00:02.
Largest lead-UM by 3 1st-18:30, VT by 12 1st-09:16.

Miami 71, Notre Dame 64
2-19-14**Game 26**
BankUnited Center

Notre Dame 14-13, 5-9		tot-fg 3-pt					rebounds									
#	Player	fg	fga	fg	fga	fta	of	de	tot	pf	tp	a	to	b	s	min
00	Eric Atkins	*	2	8	1	5	0	0	0	0	3	5	3	0	0	1 36
11	Garrick Sherman	*	3	9	0	0	1	2	2	1	3	3	7	1	1	0 28
24	Pat Connaughton	*	8	12	6	7	0	0	1	1	2	1	22	4	1	2 30
30	Zach Auguste	*	0	0	0	0	0	0	1	0	1	1	0	0	0	0 8
32	Steve Vasturia	*	1	6	1	4	2	4	0	0	0	2	5	3	1	0 26
03	V.J. Beachem	3	8	2	6	0	0	0	0	1	1	2	8	1	1	0 14
20	Austin Burgett	0	2	0	1	0	0	0	0	0	0	0	0	0	0	0 3
23	Demetrius Jackson	7	13	3	5	0	0	1	2	3	4	17	5	1	0	1 27
25	Tom Knight	0	2	0	0	0	0	2	4	6	1	0	0	1	1	0 18
TEAM																
Totals																

TOTAL FG% 1st Half: 9-31 29.0% 2nd Half: 15-29 51.7% Game: 40.0%
3-Pt. FG% 1st Half: 6-12 50.0% 2nd Half: 7-16 43.8% Game: 46.4%
F Throw % 1st Half: 2-4 50.0% 2nd Half: 1-2 50.0% Game: 50.0%

Miami 13-13, 4-9 ACC		tot-fg 3-pt					rebounds									
#	Player	fg	fga	fg	fga	fta	of	de	tot	pf	tp	a	to	b	s	min
04	Raphael Akpejori	*	0	2	0	0	3	4	0	4	4	1	3	0	0	1 0 24
15	Rion Brown	*	6	13	3	7	6	6	3	8	11	1	21	5	3	0 35
21	Erik Swoope	*	2	4	0	0	3	4	1	2	3	7	0	1	1	0 30
22	Donnavan Kirk	*	2	3	0	0	0	0	1	0	1	1	4	0	0	0 20
25	Garrius Adams	*	6	8	2	3	0	0	2	4	6	0	14	5	1	0 30
05	Davon Reed	3	10	2	4	4	4	0	3	3	1	12	0	2	0	1 24
20	Manu Lecomte	3	5	2	3	0	0	1	0	1	8	2	3	0	0	0 22
23	Tonye Jekiri	1	3	0	0	0	0	2	4	6	2	2	2	1	1	2 15
TEAM																
Totals																

TOTAL FG% 1st Half: 13-21 61.9% 2nd Half: 10-27 37.0% Game: 47.9%
3-Pt. FG% 1st Half: 6-8 75.0% 2nd Half: 3-9 33.3% Game: 52.9%
F Throw % 1st Half: 6-8 75.0% 2nd Half: 10-10 100% Game: 88.9%

Officials: Les Jones, Brian Dorsey, Gary Maxwell
Technical fouls: Notre Dame-None. University of Miami-None.
Attendance: 5133
Score by Periods

	1st	2nd	Total
Notre Dame	26	38	64
University of Miami	38	33	71



HEAD COACH JIM LARRAÑAGA

Third Season | Providence, 1971

Hometown: The Bronx, N.Y. | Head Coach: American International, 1977-79 | Bowling Green, 1986-97 | George Mason, 1997-2011 | Miami, 2011-present

LARRAÑAGA'S CAREER

Head Coach

2011-pres. Miami
1997-2011 George Mason
1986-97 Bowling Green
1977-79 American International

Assistant

1979-86 Virginia
1971-76 Davidson

Player / Coach

1977 Geronimo Basketball Club (Belgium)

EDUCATION

Providence College, 1971, B.A. Economics
Archbishop Malloy High School, 1967

NCAA APPEARANCES

1999 - George Mason
2001 - George Mason
2006 - George Mason (Final Four)
2008 - George Mason
2011 - George Mason
2013 - Miami (Sweet 16)

NIT APPEARANCES

1990 - Bowling Green
1991 - Bowling Green
1997 - Bowling Green
2002 - George Mason
2004 - George Mason
2009 - George Mason
2012 - Miami

PLAYING CAREER

Geronimo Basketball Club (Belgium) 1976-77
Providence College, 1967-71
Archbishop Molloy, 1963-67

MISCELLANEOUS

AP, Naismith, Henry Iba Coach of the Year, 2013
ACC Coach of the Year, 2013
Clair Bee Coach of the Year, 2006
CAA Coach of the Year, 2011, 1999

PERSONAL

Born: Oct. 2, 1949 Hometown: Bronx, N.Y.
Wife: Liz Sons: Jay and Jon

in program and conference history (273) en route to three conference titles (1999, 2001, 2008). A two-time CAA Coach of the Year honoree, Larrañaga earned the accolade in 2011, leading the Patriots to a 27-7 overall record and 16-2 conference mark en route to the CAA regular-season title and their fifth NCAA Tournament appearance under his leadership. Seeded a program-best eighth in the NCAA Tournament, George Mason rallied from a double-digit deficit to defeat ninth-seeded Villanova, 61-57, before falling to overall No. 1 seed Ohio State in the third round. In 2006, Larrañaga became the first coach at a mid-major school to take his team to the Final Four in 27 years and earned an at-large berth for a CAA team for the first time in 20 years. Along the way, he led Mason to a school record in wins, the school's first national ranking, George Mason's first appearance in the Top 10 and the school's first wins over Top 10 teams.

With 29 years of head coaching experience, the native of Bronx, N.Y., previously served as the head coach at Bowling Green for 11 seasons (1986-1997) and at Division II American International for two seasons (1977-79). His first coaching opportunity came at Davidson College, where he served as an assistant coach to Terry Holland. Davidson captured three Southern Conference regular-season championships and an NIT berth in his five years there, and he compiled a 47-12 record doubling as the freshman team coach. In 1976, he left Davidson and spent one season as player-coach for the Geronimo Basketball Club in Belgium. A 1971 graduate of Providence College with a degree in economics, Larrañaga was a four-year letterman for the Friars. As the team captain in his senior season, he led Providence to a 20-8 record and an NIT appearance. He graduated as the school's fifth all-time leading scorer with 1,258 points and was selected in the sixth round of the draft by the Detroit Pistons of the National Basketball Association. He was the team's top scorer as a sophomore and junior and was named New England's Division I Sophomore of the Year in 1969. He was inducted into the Providence College Hall of Fame in 1991.

Larrañaga, 64, and his wife, Liz, have two sons - Jay, who played for his father at Bowling Green and is an assistant coach with the Boston Celtics, and Jon, who was a member of his father's George Mason teams from 1999-2003 - and four grandchildren.

Jim Larrañaga was named the 12th head coach of the University of Miami men's basketball program on April 22, 2011.

After leading UM to the 2013 NCAA Sweet 16, and winning the school's first ACC regular season and tournament championships, Larrañaga was honored as the AP, Naismith, USBWA Henry Iba and ACC Coach of the Year. The Bronx native helped Miami to a No. 2 national ranking by both the AP and USA TODAY, and a No. 2 seed in the NCAA tournament. He is the 10th coach in the last 10 years to lead two top-10 programs, as Miami was No. 2 on Feb. 18, 2013, and George Mason was No. 8 in the final Top 25 poll in 2006.

Larrañaga, who earned his 500th win during the season, directed the Canes to a 27-point win over No. 1 Duke and three other 20+ point wins over ACC opponents this season, including North Carolina (+26), Florida State (+24) and Boston College (+22). UM's 29 overall and 15 ACC wins in 2012-13 were program-bests, as was the 14-game winning streak and 13-0 start in conference play. Other program firsts include defeating all three teams in the North Carolina Triangle in the same season, beating a trio of teams in the Top 20 since joining the ACC and hosting five home sellouts at the BankUnited Center.

Individually, Coach L saw Shane Larkin earn the ACC Player of the Year and Lute Olson National Player of the Year awards, as well as All-American status and finalist nods for the Bob Cousy, John Wooden and James Naismith player of the year honors before declaring early for the 2013 NBA Draft. Larkin was also the ACC Tournament MVP, on the ACC Defensive team and a defensive All-American. Durand Scott was the ACC Defensive Player of the Year, three players - Larkin, Scott and Kenny Kadji - were listed on all-conference teams and four were on the ACC All-Tournament Team - Larkin, Scott, Julian Gamble and Trey McKinney Jones. All six seniors on the Sweet 16 team earned academic degrees from the University of Miami and one player was listed on the All-ACC Academic Team.

Larrañaga came to Miami after serving as the head coach at George Mason for 14 seasons. He guided that program to five NCAA Tournament appearances (1999, 2001, 2006, 2008, 2011) - including an unprecedented run to the 2006 Final Four that captured the nation's attention, defeating Michigan State, North Carolina, Wichita State and UConn along the way. Following that run, he was selected the 2006 Clair Bee Coach of the Year. Larrañaga built the GMU Patriots' program into a perennial contender in the highly-regarded Colonial Athletic Association, winning more games than any other coach

LARRAÑAGA'S CAREER RECORDS

School	Years	Overall	Conference
American International	1977-1979	27-26	none
Bowling Green	1986-1997	170-144	101-85
George Mason	1997-2011	273-164	165-79
Miami	2011-pres.	63-33	29-19
Overall	30th	533-367	295-183

COACH JIM LARRAÑAGA AT A GLANCE

2013 AP Coach of the Year	2013 Naismith Coach of the Year
2006 Clair Bee Coach of the Year	2013 Henry Iba Coach of the Year
2013 ACC Coach of the Year	2013 Adolph Rupp Cup Coach of the Year
2013 NABC All-District II Coach	2013 USBWA District IV Coach of the Year
2001 & 1999 CAA Coach of the Year	Six NCAA tournament appearances
1999 CAA Coach of the Year	2013, 2011, 2008, 2006, 2001, 1999
1997 MAC Coach of the Year	Seven postseason NIT appearances
Eight 20-win seasons	2012, '09, '04, '02, '97, '91, '90

Coached Shane Larkin - ACC Player of the Year, ACC Tournament MVP, USBWA All-District, Sporting News All-American, finalist for Cousy, Naismith & Wooden awards, All-ACC First Team and All-ACC Defensive Team
Coached Durand Scott - ACC Defensive Player of the Year, ACC Tournament First Team, All-ACC Third Team

Coached George Evans, who was a three-time CAA Player of the Year, the CAA Rookie of the Year, a three-time CAA Defensive Player of the Year and on the CAA All-Defensive Team three times.

Six All-Atlantic Coast Conference selections
Four ACC All-Tournament team selections
Three coaches and two media ACC All-Defensive Team selections

28 All-Colonial Athletic Conference selections
Three AP All-America players

Nine CAA All-Defensive Team selections

Eight CAA All-Rookie Team selections

Three Dean Ehlers Award winners - given to the CAA player who best meets the criteria of academic achievement, leadership and community service.

12 All-MAC Conference selections

Coached Antonio Daniels - MAC Player of the Year and MAC Freshman of the Year

Two MAC Freshman of the Year selections


Four MAC All-Freshman Team selections

LARRAÑAGA YEAR-BY-YEAR

Year	School	Overall W-L	Conference W-L	Finish	Post-Season
1977-78	American International	14-13			
1978-79	American International	13-13			
1986-87	Bowling Green	15-14	10-6	3	
1987-88	Bowling Green	12-16	7-9	t-5	
1988-89	Bowling Green	13-15	6-10	t-6	
1989-90	Bowling Green	18-11	9-7	t-3	NIT 0-1
1990-91	Bowling Green	17-13	9-7	t-4	NIT 0-1
1991-92	Bowling Green	14-15	8-8	5	
1992-93	Bowling Green	11-16	8-10	t-6	
1993-94	Bowling Green	18-10	12-6	t-2	
1994-95	Bowling Green	16-11	10-8	t-5	
1995-96	Bowling Green	14-13	9-9	t-6	
1996-97	Bowling Green	22-10	13-5	t-1	NIT 0-1
1997-98	George Mason	9-18	6-10	6	
1998-99	George Mason	19-11	13-3	1	NCAA 0-1
1999-00	George Mason	19-11	12-4	t-1	
2000-01	George Mason	18-12	11-5	3	NCAA 0-1
2001-02	George Mason	19-10	13-5	2	NIT 0-1
2002-03	George Mason	16-12	11-7	4	
2003-04	George Mason	23-10	12-6	3	NIT 2-1
2004-05	George Mason	16-13	10-8	6	
2005-06	George Mason	27-8	15-3	t-1	NCAA 4-1
2006-07	George Mason	18-15	9-9	5	
2007-08	George Mason	23-11	12-6	2	NCAA 0-1
2008-09	George Mason	22-11	13-5	2	NIT 0-1
2009-10	George Mason	17-15	12-6	4	CIT 0-1
2010-11	George Mason	27-7	16-2	1	NCAA 1-1
2011-12	Miami	20-13	9-7	t-4	NIT 1-1
2012-13	Miami	29-7	15-3	1	NCAA 2-1
2013-14	Miami	14-13	5-9		
Overall		533-367	295-183	10-14	




25
GARRIUS ADAMS
Gr. | G | 6-6 | 200
Apex, N.C. | Middle Creek




4
RAPHAEL AKPEJIORI
Sr. | F | 6-9 | 241
Lagos, Nigeria | Sunrise Christian (Kan.)




15
RION BROWN
Sr. | G | 6-6 | 211
Hinesville, Ga. | Liberty County




1
DEANDRE BURNETT
Fr. | G | 6-2 | 191
Miami, Fla. | Carol City




11
MIKE FERNANDEZ
Fr. | G | 6-1 | 189
Coral Gables, Fla. | Belen Jesuit




12
JUSTIN HELLER
Sr. | G | 6-2 | 177
Boca Raton, Fla. | West Boca Raton




23
TONYE JEKIRI
So. | C | 7-0 | 235
Hialeah, Fla. | Champagnat Catholic




35
JAMES KELLY
Jr. | F | 6-7 | 246
Ann Arbor, Mich. | Owens CC | Pioneer Pontiac, Mich.



22
DONNAVAN KIRK
Gr. | F | 6-9 | 228
DePaul | Detroit Country Day Brussels, Belgium




20
MANU LECOMTE
Fr. | G | 5-11 | 159
Athene des Pagodes




10
SHELDON McCLELLAN
Jr. | G | 6-5 | 206
Houston, Texas | Texas | Bellaire



5
DAVON REED
Fr. | G | 6-6 | 208
Princeton, N.J. | Princeton Day



13
ANGEL RODRIGUEZ
Jr. | G | 5-11 | 181
San Juan, P.R. | Kansas State | Miami Krop



21
ERIK SWOOPE
Sr. | F | 6-5 | 220
Lake Elsinore, Calif. | Harvard-Westlake



JIM LARRAÑAGA
Head Coach



ERIC KONKOL
Assistant Coach




MICHAEL HUGER
Assistant Coach



CHRIS CAPUTO
Assistant Coach



ADAM FISHER
Director of Operations



GARRIUS ADAMS #25

Graduate | Guard | 6-6 | 200

Apex, N.C. | Middle Creek

- Scored in double-digits in 8-straight games.
- Multiple assists in 22 games with 3+ in 16 games
- At least two defensive rebounds in all but one game.

- Versatile guard. Plays the 1, 2 and 3 positions.
- Transporter. Jack of all trades. Top three on the team in most stats, including points, steals, assists.
- Missed basically two years with injuries, including medical hardship waiver in 2012-13 after knee surgery.
- Graduated in June 2013 with a degree in sports administration and a minor in sociology. Currently seeking a second major in sociology.
- Approach vertical: 37.5 | Bench: 265 | 185 test: 16
- One of four seniors not recruited by Larrañaga staff. (Akpejori, Brown, Swoope, Adams).
- Roommate with Donnavan Kirk both in 2009 and now.
- In high school, ranked among the top 20 shooting guards by ESPN and among top 30 by Scout. Averaged 21.8 points per game as a senior en route to setting Middle Creek High School scoring record in career points.
- 2009 NCPreps.com All-State Boys Basketball Team
- North Carolina/South Carolina All-Star Classic.
- AAU team Garner Road.
- Also recruited by Wake Forest, NC State, Virginia Tech and South Carolina.
- Born Garrius [Gary-us] Vershon Adams Nov. 15, 1990.
- Son of Valerie and Gary Adams. Brother to Deion, Ashley and Destiny.
- Aspirations of becoming GM of NBA team.

2009-10			
Opposition	P	R	A
NC Central	3	4	0
Nova Southeastern	10	2	0
Tulane	4	2	1
UNC Wilmington	0	0	0
South Carolina	3	2	0
FGCU	6	3	2
USC Upstate	1	3	1
Minnesota	2	1	1
at Boston College	4	1	1
SC State	5	4	1
at Stetson	4	5	0
FAU	9	2	1
NC A&T	1	8	1
Bethune-Cookman	6	2	0
at Pepperdine	5	1	2
Wake Forest	0	1	0
at Virginia Tech	6	2	1
at Virginia	0	1	0
Boston College	2	2	3
at Maryland	4	1	1
Virginia Tech	3	1	0
at Wake Forest	13	3	0
at Florida St.	5	3	1
Georgia Tech	6	3	0
at Clemson	5	0	2
Duke	2	2	0
Virginia	3	3	0
NC State	9	1	0
at North Carolina	0	1	0
Florida St.	0	2	0
Wake Forest	0	0	0
Duke	0	0	0

2010-11			
Opposition	P	R	A
Jacksonville	3	1	3
at Memphis	5	7	0
N.C. Central	10	3	2
at Rutgers	0	0	0
McNeese St.	11	4	6
at FGCU	13	5	1
Ole Miss	6	3	2
West Virginia	9	3	2
Stetson	4	2	5
UCF	7	5	0
Oral Roberts	10	2	0
Rice	9	4	3
Akron	4	1	1
Pepperdine	6	0	2
at Duke	0	3	0
at Clemson	14	5	3
BC	12	2	2
Florida St.	2	8	2
at NC State	2	2	2
UNC	12	3	1
at Virginia Tech	11	2	1
Georgia Tech	11	3	1
Virginia	8	9	2
at Wake Forest	8	4	1
Duke	9	6	2
at UNG	16	4	2
Clemson	4	5	3
at BC	12	6	4
at Florida St.	7	8	3
Maryland	4	4	3
at Georgia Tech	7	1	1
Virginia	10	5	2
UNC	0	3	1
FAU	4	2	1
Missouri St.	8	3	1
at Alabama	4	4	1

2011-12			
Opposition	P	R	A
Tennessee Tech	3	8	0
Rutgers	9	3	2
UNF	14	5	2
FGCU	7	4	1
at Ole Miss	4	7	1
at Purdue	2	1	1
Memphis	0	0	0
at West Virginia	15	3	2
Appalachian St.	3	1	1
UNCG	0	1	1
Wake Forest	6	2	1
at Maryland	0	0	0
Florida State	1	0	0
at NC State	5	1	0
Boston College	0	0	1
at Georgia Tech	0	0	0
vs. Florida State	3	1	1
Valparaiso	8	2	3
Minnesota	5	1	0

Adams Season / Career Highs

Points

Season: 20, vs. UCF, 11/21/13
Career: 20, vs. UCF, 11/21/13
ACC: 14, (3x) last vs. Notre Dame, 2/19/14

Rebounds

Season: 10, vs. Norfolk State, 2/3/14
Career: 10, vs. Norfolk State, 2/3/14
ACC: 9, vs. Virginia 2/5/11

Assists

Season: 6, at North Carolina, 1/8/14
Career: 6 (2x) last at North Carolina, 1/8/14
ACC: 6, at North Carolina, 1/8/14

Steals

Season: 5, vs. Ga. Southern, 11/11/13
Career: 5, vs. Ga. Southern, 11/11/13
ACC: 3, vs. Boston College, 1/15/11

Blocked Shots

Season: 1 (4x) last vs. Pittsburgh, 2/5/14
Career: 2, (2x) last vs. Boston College 1/19/10
ACC: 2, vs. Boston College 1/19/10

Field Goals

Season: 7, vs. UCF, 11/21/13
Career: 7, vs. UCF, 11/21/13
ACC: 6, vs. Notre Dame, 2/19/14

Field Goal Attempts

Season: 18, vs. St. Francis, 11/8/13
Career: 18, vs. St. Francis, 11/8/13
ACC: 12, at Virginia Tech, 2/15/14

Free Throws

Season: 7 (4x), last vs. Norfolk State, 2/3/14
Career: 7 (5x), last vs. Norfolk State, 2/3/14
ACC: 5, at Virginia Tech, 2/15/14

Free Throw Attempts

Season: 10, vs. Ga. Southern, 11/11/13
Career: 12, vs. UCF 12/18/10
ACC: 8, at Maryland, 1/29/14

3-Point Field Goals

Season: 3, at Syracuse, 1/4/14
Career: 4 (2x) last at West Virginia 12/10/11
ACC: 4, at Clemson 1/8/11

3-Point Field Goal Attempts

Season: 8, vs. St. Francis, 11/8/13
Career: 8, vs. St. Francis, 11/8/13
ACC: 7 (3x), last at Syracuse, 1/4/14

Foul Disqualifications

Season: 1, at Charleston, 11/18/13
Career: 1 (2x) last at Charleston, 11/18/13
ACC: --


Minutes

Season: 42, vs. Ga. Southern, 11/11/13
Career: 42, vs. Ga. Southern, 11/11/13
ACC: 40, vs. Virginia, 2/5/11

ADAMS CAREER STATISTICS

Season	GP	GS	Min.	Avg.	FG	FGA	Pct.	3-Point FG	3-Point FGA	3-Point Pct.	Free Throws FT	Free Throws FTA	Free Throws Pct.	Off.	Def.	Tot.	Avg.	PF	FO	Ast.	TO	Blk	Stl	Pts.	Avg.
2009-10	32	7	540	16.9	38	118	.322	26	89	.292	19	29	.655	19	47	66	2.1	20	0	19	25	6	23	121	3.8
2010-11	36	24	1014	28.2	88	227	.388	35	114	.307	51	75	.680	37	95	132	3.7	68	0	66	60	6	37	262	7.3
2011-12	19	6	319	16.8	29	73	.397	16	47	.340	11	20	.550	11	29	40	2.1	21	1	17	14	2	11	85	4.5
2012-13	Medical Redshirt																								
2013-14	27	27	917	34.0	89	249	.357	26	100	.260	71	108	.657	20	108	128	4.7	52	1	79	48	5	35	275	10.2
TOTAL	114	64	2790	24.5	244	667	.366	103	350	.294	152	232	.655	87	279	366	3.2	161	2	181	147	19	106	743	6.5

ADAMS 2013-14			TOTAL			3-PTS			FREE THROWS			REBOUNDS													
Opponent	Date	GS	Min	FG	FGA	Pct	3FG	FGA	Pct	FT	FTA	Pct	Off	Def	Tot	Avg	PF	FO	A	TO	Blk	Stl	Pts	Avg	
SFB	11-08-13	*	40	4	18	.222	0	8	.000	7	9	.778	1	2	3	3.0	2	0	3	1	0	3	15	15.0	
GA. SOUTHERN	11-11-13	*	42	2	8	.250	0	4	.000	7	10	.700	0	4	4	3.5	2	0	2	3	1	5	11	13.0	
TEXAS SOUTHERN	11-14-13	*	26	4	10	.400	1	4	.250	1	2	.500	1	4	5	4.0	1	0	2	1	0	3	10	12.0	
at Charleston	11-18-13	*	23	2	5	.400	1	3	.333	0	0	.000	0	2	2	3.5	5	1	2	0	0	0	5	10.3	
UCF	11-21-13	*	36	7	12	.583	1	3	.333	5	6	.833	1	7	8	4.4	3	0	0	6	0	2	20	12.2	
vs George Washington	11-28-13	*	40	4	13	.308	2	4	.500	7	8	.875	1	3	4	4.3	4	0	5	4	0	1	17	13.0	
at Cal State Fullerton	11-29-13	*	35	3	9	.333	1	6	.167	0	0	.000	1	3	4	4.3	0	0	1	3	1	0	7	12.1	
vs Arizona State	12-01-13	*	33	3	7	.429	1	2	.500	2	4	.500	1	8	9	4.9	3	0	4	0	0	2	9	11.8	
at Nebraska	12-04-13	*	31	0	6	.000	0	2	.000	2	2	1.000	2	5	7	5.1	0	0	1	3	0	0	2	10.7	
VIRGINIA TECH	12-08-13	*	34	5	9	.556	2	4	.500	2	4	.500	0	3	3	4.9	2	0	2	0	1	1	14	11.0	
at Savannah State	12-19-13	*	33	3	6	.500	2	3	.667	4	4	1.000	0	7	7	5.1	2	0	4	2	0	2	12	11.1	
LA SALLE	12-22-13	*	34	5	10	.500	1	2	.500	2	3	.667	1	2	3	4.9	1	0	3	1	0	2	13	11.3	
LOYOLA	12-30-13	*	28	2	5	.400	0	2	.000	0	0	.000	0	3	3	4.8	1	0	3	1	0	1	4	10.7	
at Syracuse	01-04-14	*	36	3	8	.375	3	7	.429	0	0	.000	0	5	5	4.8	1	0	4	1	1	0	9	10.6	
at UNC	01-08-14	*	37	3	8	.375	1	4	.250	2	6	.333	1	2	3	4.7	0	0	6	3	0	2	9	10.5	
FLORIDA STATE	01-15-14	*	34	1	10	.100	0	5	.000	1	2	.500	1	3	4	4.6	1	0	5	1	0	2	3	10.0	
at Georgia Tech	01-18-14	*	34	2	8	.250	0	3	.000	2	6	.333	0	3	3	4.5	2	0	1	1	0	1	6	9.8	
DUKE	01-22-14	*	35	3	11	.273	0	2	.000	2	2	1.000	0	2	2	4.4	2	0	3	1	0	1	8	9.7	
SYRACUSE	01-25-14	*	35	3	10	.300	2	5	.400	0	0	.000	0	1	1	4.2	3	0	4	1	0	0	8	9.6	
at Maryland	01-29-14	*	34	4	8	.500	1	5	.200	3	8	.375	1	5	6	4.3	3	0	2	4	0	0	12	9.7	
NORFOLK STATE	02-01-14	*	35	2	6	.333	1	4	.250	7	8	.875	2	8	10	4.6	1	0	4	4	0	1	12	9.8	
PITTSBURGH	02-05-14	*	35	4	11	.364	0	3	.000	2	5	.400	0	6	6	4.6	4	0	1	3	1	1	10	9.8	
NC STATE	02-08-14	*	33	4	10	.400	0	1	.000	2	3	.667	0	2	2	4.5	3	0	3	1	0	2	10	9.8	
at Florida State	02-10-14	*	34	3	11	.273	2	2	1.000	4	5	.800	3	2	5	4.5	1	0	3	2	0	0	12	9.9	
at Virginia Tech	02-15-14	*	38	4	12	.333	0	5	.000	5	7	.714	1	6	7	4.6	4	0	4	0	0	1	13	10.0	
NOTRE DAME	02-19-14	*	30	6	8	.750	2	3	.667	0	0	.000	2	4	6	4.7	0	0	5	1	0	0	14	10.2	
BOSTON COLLEGE	02-22-14	*	32	3	10	.300	2	4	.500	2	4	.500	0	6	6	4.7	1	0	2	0	0	2	10	10.2	



RAPHAEL AKPEJIORI #4

Senior | Forward | 6-9 | 241

Lagos, Nigeria | Sunrise Christian Academy (Kan.)

- Scored in five of last six games.
- Has a rebound in all but two outings.
- 15+ minutes in last six games after only one game of +10 minutes (18 at Ga. Tech) in other 13 games.

- Very strong and physical player who loves contact and has no regard for his own body.
- Sets hard screens and rebounds at a good rate.
- Good offensive rebounder and hard worker.
- Offseason ankle surgery, recovered well from that with improved mobility.
- Will graduate in May 2015 with both a bachelor's and master's in mechanical engineering. Takes classes such as applied thermodynamics and design of fluid & thermal systems.

- Approach vertical: 40 | Bench: 310
- Improved bench max from 215 to 270 and 185 test from 9-16 in 15 months during junior season.

- One of four seniors not recruited by Larrañaga staff. (Akpejori, Brown, Swoope, Adams).
- 2013 All-ACC Academic Team, ACC Academic Honor Roll, Book Buster (3.0 GPA), Athletics Director Honor Roll (3.2 GPA), Dean's List (3.5 GPA)

- Born Ehasor [A-tha-saur] Raphael Akpejori [AHK-peh-jour-ee] Oct. 10, 1990. Goes by Raphael.
- Son of Pius and Clara. One brother, Eshemokha, and four sisters, Okhiaofe, Ilamosi, Ideoghena and Eboshogwe. Three siblings are studying in Nigeria to be a civil engineer, chemical engineer and cell biology & genetics engineer.
- Also recruited by Texas A&M, Colorado, USF and UCF
- Rated as No. 64 power forward by ESPN in high school.
- Played AAU basketball for Baltimore Elite.
- Played in international game during 2008 Jordan Brand Basketball Classic in New York City.
- In August of 2013, averaged 9.2 points and 5.8 rebounds for Athletes in Action through five games played in Jamaica.

Akpejori Season / Career Highs

Points

Season: 4, at Florida State, 2/10/14
Career: 8, vs. NC Central 11/19/10
ACC: 4 (3x) last at Florida State, 2/10/14

Rebounds

Season: 8, vs. NC State, 2/8/14
Career: 8, vs. NC State, 2/8/14
ACC: 8, vs. NC State, 2/8/14

Assists

Season: 1, vs. Boston College, 2/22/14
Career: 1 (4x), last vs. Boston College, 2/22/14
ACC: 1 (2x) last vs. Boston College, 2/22/14

Steals

Season: 1, at Georgia Tech, 1/18/14
Career: 1 (8x), last vs. Florida State, 1/27/13
ACC: 1 (5x), last vs. Florida State, 1/27/13

Blocked Shots

Season: 3, at Florida State, 2/10/14
Career: 4 (2x), last vs. UNF 11/19/11
ACC: 3, at Florida State, 2/10/14

Field Goals

Season: 2, at Florida State, 2/10/14
Career: 3 (2x) last vs. Tennessee Tech 11/11/11
ACC: 2 (3x) last at Florida State, 2/10/14

Field Goal Attempts

Season: 2 (2x) last at Florida State, 2/10/14
Career: 4, UNF 11/19/11
ACC: 3 (3x) last at Boston College, 1/16/13

Free Throws

Season: 3, vs. Notre Dame, 2/19/14
Career: 4, at Rutgers 11/21/10
ACC: 3, vs. Notre Dame, 2/19/14

Free Throw Attempts

Season: 4, vs. Notre Dame, 2/19/14
Career: 4 (4x), last vs. Memphis 12/06/11
ACC: 4, vs. Notre Dame, 2/19/14

3-Point Field Goals

Season: --

Career: --

ACC: --

3-Point Field Goal Attempts

Season: --

Career: --

ACC: --

Foul Disqualifications

Season: 1, at Florida State, 2/10/14

Career: 1, at Florida State, 2/10/14

Minutes

Season: 24, vs. Notre Dame, 2/19/14


Career: 24, vs. Notre Dame, 2/19/14

ACC: 24, vs. Notre Dame, 2/19/14

AKPEJIORI CAREER STATISTICS

Season	GP	GS	Min.	Avg.	FG	FGA	Pct.	3-Point FG	3-Point FGA	3-Point Pct.	Free Throws FT	Free Throws FTA	Free Throws Pct.	Off.	Def.	Tot.	Avg.	PF	FO	Ast.	TO	Blk	Stl	Pts.	Avg.
2010-11	20	0	98	4.9	5	10	.500	0	0	.000	21	32	.656	13	18	31	1.6	16	0	0	5	12	2	31	1.6
2011-12	22	3	147	6.7	13	27	.481	0	0	.000	10	17	.588	21	12	33	1.5	27	0	2	7	11	4	36	1.6
2012-13	18	0	81	4.5	5	14	.357	0	0	.000	1	3	.333	6	14	20	1.1	8	0	1	3	3	3	11	0.6
2013-14	19	4	204	10.7	4	12	.333	0	0	.000	9	15	.600	12	22	34	1.8	34	1	1	6	9	1	17	0.9
TOTAL	79	7	530	6.7	27	63	.429	0	0	.000	41	67	.612	52	66	118	1.5	85	1	4	21	35	10	95	1.2

AKPEJIORI 2013-14			TOTAL			3-PTS			FREE THROWS			REBOUNDS													
Opponent	Date	GS	Min	FG	FGA	Pct	3FG	FGA	Pct	FT	FTA	Pct	Off	Def	Tot	Avg	PF	F0	A	TO	Blk	Stl	Pts	Avg	
SFB	11-08-13	5	0	0	.000	0	0	.000	0	0	.000	0	0	0	0.0	1	0	0	1	0	0	0	0.0		
TEXAS SOUTHERN	11-14-13	2	1	1	1.000	0	0	.000	0	0	.000	0	1	1	0.5	3	0	0	0	1	0	2	1.0		
UCF	11-21-13	4	0	1	.000	0	0	.000	0	0	.000	0	1	1	0.7	0	0	0	0	1	0	0	0.7		
vs Arizona State	12-01-13	5	0	0	.000	0	0	.000	0	0	.000	0	1	1	0.8	1	0	0	0	0	0	0	0.5		
at Nebraska	12-04-13	8	0	0	.000	0	0	.000	2	2	1.000	0	1	1	0.8	4	0	0	0	0	0	2	0.8		
VIRGINIA TECH	12-08-13	9	0	1	.000	0	0	.000	0	0	.000	0	2	2	1.0	2	0	0	1	0	0	0	0.7		
LOYOLA	12-30-13	8	0	0	.000	0	0	.000	0	0	.000	0	1	1	1.0	0	0	0	0	0	0	0	0.6		
at Syracuse	01-04-14	3	0	0	.000	0	0	.000	0	0	.000	1	0	1	1.0	1	0	0	1	0	0	0	0.5		
at UNC	01-08-14	2	0	0	.000	0	0	.000	0	0	.000	1	0	1	1.0	0	0	0	0	0	0	0	0.4		
at Georgia Tech	01-18-14	18	0	1	.000	0	0	.000	0	0	.000	1	1	2	1.1	2	0	0	0	0	1	0	0.4		
DUKE	01-22-14	8	0	0	.000	0	0	.000	0	0	.000	0	1	1	1.1	2	0	0	0	0	0	0	0.4		
SYRACUSE	01-25-14	7	0	0	.000	0	0	.000	0	0	.000	0	1	1	1.1	1	0	0	0	1	0	0	0.3		
at Maryland	01-29-14	5	0	0	.000	0	0	.000	0	0	.000	0	0	0	1.0	1	0	0	0	0	0	0	0.3		
PITTSBURGH	02-05-14	15	0	0	.000	0	0	.000	2	2	1.000	0	1	1	1.0	2	0	0	1	0	0	2	0.4		
NC STATE	02-08-14	22	1	2	.500	0	0	.000	1	2	.500	5	3	8	1.5	2	0	0	0	0	0	3	0.6		
at Florida State	02-10-14	*	21	2	2	1.000	0	0	.000	0	3	.000	2	1	3	1.6	5	1	0	1	3	0	4	0.8	
at Virginia Tech	02-15-14	*	21	0	1	.000	0	0	.000	1	2	.500	1	1	2	1.6	3	0	0	0	2	0	1	0.8	
NOTRE DAME	02-19-14	*	24	0	2	.000	0	0	.000	3	4	.750	0	4	4	1.7	1	0	0	0	1	0	3	0.9	
BOSTON COLLEGE	02-22-14	*	17	0	1	.000	0	0	.000	0	0	.000	1	2	3	1.8	3	0	1	1	0	0	0	0.9	



RION BROWN

Senior | Guard | 6-6 | 211

Hinesville, Ga. | Liberty County

#15

Brown Season / Career Highs

Points

Season: 25 (2x) last at Maryland, 1/29/14
Career: 25 (2x) last at Maryland, 1/29/14
ACC: 25, at Maryland, 1/29/14

Rebounds

Season: 11 (2x) last vs. Notre Dame, 2/19/14
Career: 11 (2x) last vs. Notre Dame, 2/19/14
ACC: 11, vs. Notre Dame, 2/19/14

Assists

Season: 9, vs. Texas Southern, 11/14/13
Career: 9, vs. Texas Southern, 11/14/13
ACC: 5, vs. Notre Dame, 2/19/14

Steals

Season: 3, (3x) last vs. NC State, 2/8/14
Career: 3 (4x) last vs. NC State, 2/8/14
ACC: 3, vs. NC State, 2/8/14

Blocked Shots

Season: 1, (3x) last at Florida State, 2/10/14
Career: 1, (8x) last at Florida State, 2/10/14
ACC: 1, (4x) last at Florida State, 2/10/14

Field Goals

Season: 8 (3x) last vs. Boston College, 2/22/14
Career: 9, at Georgia Tech, 1/5/13
ACC: 9, at Georgia Tech, 1/5/13

Field Goal Attempts

Season: 16 (2x) last at Virginia Tech, 2/15/14
Career: 16 (2x) last at Virginia Tech, 2/15/14
ACC: 16 (2x) last at Virginia Tech, 2/15/14

Free Throws

Season: 12, at Maryland, 1/29/14
Career: 12, at Maryland, 1/29/14
ACC: 12, at Maryland, 1/29/14

Free Throw Attempts

Season: 13, at Maryland, 1/29/14
Career: 13, at Maryland, 1/29/14
ACC: 13, at Maryland, 1/29/14

3-Point Field Goals

Season: 5 (2x) last vs. Florida State, 1/15/14
Career: 6, vs. Maryland 3/2/11
ACC: 6, vs. Maryland 3/2/11

3-Point Field Goal Attempts

Season: 12, at Virginia Tech, 2/15/14
Career: 12, at Virginia Tech, 2/15/14
ACC: 12, at Virginia Tech, 2/15/14

Foul Disqualifications

Season: --
Career: --

Minutes

Season: 45, vs. Ga. Southern, 11/11/13
Career: 45, vs. Ga. Southern, 11/11/13
ACC: 41, vs. Pittsburgh, 2/5/14

- Two-straight double-doubles in ACC play - at VT, vs. ND.
- Eight-straight games with double digit points, 22 overall.
- Seven games with 20+ points, six in ACC play.
- Hit multiple threes in 15 games, and in 9-straight outings.
- 4+ rebounds 24 times, 7+ rebounds 13 times.


- Very athletic and attacks the rim on offensive rebounds and lobs.
- Catch and shoot player who is finding his rhythm.
- Currently making 100 3-pointers before or after practice every day.
- Mother likes him to wear orange shoes.
- Rebounding and assist numbers are up from past seasons.
- Taking on a leadership role after being seventh man a season ago.
- Only returner from last year who started a game.
- Approach vertical: 39 | Bench: 275 | 185 test: 15
- Improved 1-step vertical from 31.5 to 35.5, 185 test from 2 to 12 reps and bench max from 205-245 junior year.
- One of four seniors not recruited by Larrañaga staff. (Akpejor, Brown, Swoope, Adams).
- Scored 21 points with five 3-pointers against Illinois to help the Canes to the NCAA Sweet 16 in 2013.
- Hit eight 3-pointers in first two games of NCAA Tournament.
- Perfect 6-6 at the line in five postseason games.
- 12 points in ACC Tournament Championship game, including six points from distance.
- Sophomore season knocked down 11 threes in four postseason games, leading team with 14.3 points in ACC Tournament and NIT combined.
- Led team in NIT with 17.0 points and 35.5 minutes per night, and was second with 6.0 rebounds in two games.
- Born Rion [Ryan] Cortez Brown Sept. 3, 1991.
- Majoring in sports administration, will graduate in May 2014.
- Also recruited by Georgia, Alabama and Virginia.
- Rated as No. 15 shooting guard by Scout, No. 47 shooting guard by ESPN and No. 61 by Rivals.
- Played AAU basketball for Worldwide Renegades.
- Son of Lisa Brown and Tico Brown, who played basketball at Georgia Tech, in the Continental Basketball Association and overseas. When he retired, Tico was the CBA's all-time leading scorer (8,538 points) and was voted to the All-Time CBA Team. Brother to Tico Brown II.

2010-11					2011-12					2012-13				
Opposition	P	R	A		Opposition	P	R	A		Opposition	P	R	A	
Jacksonville	3	2	1		Tennessee Tech	7	3	1		Stetson	10	1	2	
at Memphis	0	2	0		Rutgers	0	4	1		at FGCU	1	4	3	
N.C. Central	17	2	2		at Ole Miss	0	0	0		Jacksonville	8	7	1	
at Rutgers	5	2	0		at Purdue	3	4	0		Detroit	6	5	2	
McNeese St.	16	4	0		UMass	7	2	0		Michigan State	5	0	1	
at FGCU	5	0	1		Memphis	6	1	0		at Massachusetts	6	0	2	
Ole Miss	3	2	1		at West Virginia	0	0	0		Charlotte	4	3	0	
West Virginia	0	1	0		vs. FAU	15	0	0		at UCF	6	0	1	
Stetson	3	0	1		at Charlotte	11	2	0		at Hawai'i	6	1	1	
UCF	0	0	0		Appalachian St.	15	3	0		vs. Arizona	2	1	0	
Oral Roberts	1	1	0		UNCG	6	2	1		vs. Indiana State	7	2	0	
Rice	0	1	0		at Virginia	4	1	0		La Salle	2	0	1	
Akron	0	1	0		at North Carolina	3	2	0		at Georgia Tech	22	1	0	
Pepperdine	9	1	0		Clemson	5	2	0		at North Carolina	9	2	0	
at Duke	0	0	0		NC State	10	4	0		Maryland	2	2	0	
at Clemson	1	0	0		at Georgia Tech	0	1	1		at Boston College	3	0	1	
BC	0	0	1		at Boston College	5	3	1		Duke	4	0	2	
Florida St.	0	1	0		Maryland	5	3	1		Florida State	8	2	2	
at NC State	3	0	1		at Duke	5	1	1		at Virginia Tech	5	1	2	
UNC	7	1	0		Virginia Tech	8	3	0		at NC State	0	1	0	
at Virginia Tech	0	3	0		at Florida State	5	3	0		Boston College	22	3	1	
Georgia Tech	5	8	1		North Carolina	5	5	1		North Carolina	11	1	1	
Virginia	8	3	0		Wake Forest	11	6	3		at Florida State	2	0	0	
at Wake Forest	0	2	2		at Maryland	4	1	0		at Clemson	5	2	0	
Duke	8	3	0		Florida State	9	2	0		Virginia	10	4	0	
at UNCG	0	1	0		at NC State	15	4	1		at Wake Forest	2	6	0	
Clemson	5	2	0		Boston College	5	2	1		Virginia Tech	3	2	0	
at BC	4	1	0		vs. Georgia Tech	10	5	0		at Duke	3	3	0	
at Florida St.	3	7	1		vs. Florida State	13	5	0		Georgia Tech	0	1	1	
Maryland	19	3	3		Valparaiso	18	6	1		Clemson	3	1	0	
at Georgia Tech	3	3	3		Minnesota	16	6	0		vs. Boston College	7	1	1	
Virginia	9	3	0							vs. NC State	0	0	0	
UNC	5	3	1							vs. North Carolina	12	4	3	
FAU	6	1	0							vs. Pacific	9	2	0	
Missouri St.	7	3	2							vs. Illinois	21	5	2	
at Alabama	2	5	1							vs. Marquette	5	4	0	

BROWN CAREER STATISTICS

Season	GP	GS	Min.	Avg.	3-Point			Free Throws			Rebounds			Scoring		
					FG	FGA	Pct.	FT	FTA	Pct.	Off.	Def.	Tot.	Avg.	Pts	Avg.
2010-11	36	5	607	16.9	51	141	.362	32	90	.356	23	33	56	2.0	157	4.4
2011-12	31	3	618	19.9	73	171	.427	41	104	.394	36	47	83	2.8	223	7.2
2012-13	36	6	800	22.2	79	215	.367	38	130	.292	35	47	82	2.0	231	6.4
2013-14	27	26	936	34.7	134	318	.421	56	163	.344	80	100	180	6.3	404	15.0
TOTAL	130	40	2961	22.8	337	845	.399	167	487	.343	174	227	401	3.1	1015	7.8

BROWN 2013-14		GS	Min	TOTAL			3-PTS			FREE THROWS			REBOUNDS				PF	FO	A	TO	Blk	Stl	Pts	Avg
Opponent	Date			FG	FGA	Pct	3FG	FGA	Pct	FT	FTA	Pct	Off	Def	Tot	Avg								
SFB	11-08-13	*	42	3	10	.300	0	3	.000	5	6	.833	1	6	7	7.0	1	0	0	1	0	0	11	11.0
GA. SOUTHERN	11-11-13	*	45	3	13	.231	2	6	.333	7	8	.875	3	4	7	7.0	3	0	4	0	0	0	15	13.0
TEXAS SOUTHERN	11-14-13	*	34	6	12	.500	1	2	.500	0	0	.000	3	8	11	8.3	1	0	9	4	0	3	13	13.0
at Charleston	11-18-13	*	35	6	10	.600	1	2	.500	2	2	1.000	2	2	4	7.3	1	0	2	1	0	2	15	13.5
UCF	11-21-13	*	29	4	15	.267	1	8	.125	2	2	1.000	1	6	7	7.2	2	0	2	0	0	1	11	13.0
vs George Washington	11-28-13	*	34	4	12	.333	1	6	.167	7	7	1.000	3	6	9	7.5	2	0	1	0	0	1	16	13.5
at Cal State Fullerton	11-29-13	*	34	4	10	.400	0	3	.000	1	2	.500	2	6	8	7.6	2	0	2	4	0	0	9	12.9
vs Arizona State	12-01-13	*	30	3	7	.429	0	1	.000	3	5	.600	1	3	4	7.1	2	0	4	2	0	0	9	12.4
at Nebraska	12-04-13	*	32	8	14	.571	5	11	.455	4	6	.667	0	2	2	6.6	4	0	3	2	0	1	25	13.8
VIRGINIA TECH	12-08-13	*	38	4	15	.267	1	5	.200	0	0	.000	2	2	4	6.3	2	0	2	0	0	1	9	13.3
at Savannah State	12-19-13	*	37	5	11	.455	1	5	.200	2	2	1.000	1	2	3	6.0	1	0	5	2	1	2	13	13.3
LA SALLE	12-22-13	*	33	6	12	.500	1	5	.200	4	6	.667	4	5	9	6.3	0	0	4	2	0	1	17	13.6
LOYOLA	12-30-13	*	27	6	11	.545	4	6	.667	1	2	.500	2	7	9	6.5	2	0	1	2	0	3	17	13.8
at Syracuse	01-04-14	*	35	3	9	.333	1	4	.250	0	0	.000	0	4	4	6.3	1	0	4	2	0	0	7	13.4
at UNC	01-08-14	*	31	7	14	.500	2	6	.333	3	6	.500	1	9	10	6.5	4	0	0	1	1	0	19	13.7
FLORIDA STATE	01-15-14	*	34	8	16	.500	5	9	.556	0	0	.000	1	3	4	6.4	2	0	0	0	0	1	21	14.2
at Georgia Tech	01-18-14	*	36	5	9	.556	2	5	.400	0	0	.000	1	5	6	6.4	0	0	0	2	0	0	12	14.1
DUKE	01-22-14	*	27	1	6	.167	0	3	.000	0	0	.000	1	2	3	6.2	3	0	0	0	0	1	2	13.4
SYRACUSE	01-25-14	*	38	5	9	.556	3	5	.600	0	0	.000	2	6	8	6.3	2	0	2	1	0	1	13	13.4
at Maryland	01-29-14	*	31	5	8	.625	3	5	.600	12	13	.923	0	5	5	6.2	3	0	2	0	0	1	25	14.0
NORFOLK STATE	02-01-14	*	39	5	13	.385	3	10	.300	2	2	1.000	1	6	7	6.2	1	0	3	4	0	1	15	14.0
PITTSBURGH	02-05-14		41	7	14	.500	4	9	.444	3	5	.600	1	3	4	6.1	1	0	3	2	0	0	21	14.3
NC STATE	02-08-14	*	37	5	14	.357	3	10	.300	7	8	.875	3	2	5	6.1	2	0	0	3	0	3	20	14.6
at Florida State	02-10-14	*	33	3	11	.273	2	8	.250	6	8	.750	0	5	5	6.0	1	0	1	0	1	0	14	14.5
at Virginia Tech	02-15-14	*	37	4	16	.250	3	12	.250	1	2	.500	4	6	10	6.2	3	0	1	2	0	0	12	14.4
NOTRE DAME	02-19-14	*	35	6	13	.462	3	7	.429	6	6	1.000	3	8	11	6.4	1	0	5	3	0	0	21	14.7
BOSTON COLLEGE	02-22-14	*	32	8	14	.571	4	7	.571	2	2	1.000	0	5	5	6.3	3	0	2	0	0	1	22	15.0



TONYE JEKIRI

Sophomore | Center | 7-0 | 235

Hialeah, Fla. | Champagnat Catholic School

#23

Jekiri Season / Career Highs

Points

Season: 15, at Florida State, 2/10/14
Career: 15, at Florida State, 2/10/14
ACC: 15, at Florida State, 2/10/14

Rebounds

Season: 10, at North Carolina, 1/8/14
Career: 10, at North Carolina, 1/8/14
ACC: 10, at North Carolina, 1/8/14

Assists

Season: 4, vs. Syracuse, 1/25/14
Career: 4, vs. Syracuse, 1/25/14
ACC: 4, vs. Syracuse, 1/25/14

Steals

Season: 2 (5x) last vs. Boston College, 2/22/14
Career: 2 (5x) last vs. Boston College, 2/22/14
ACC: 2 (4x) last vs. Boston College, 2/22/14

Blocked Shots

Season: 3, at North Carolina, 1/8/14
Career: 3, at North Carolina, 1/8/14
ACC: 3, at North Carolina, 1/8/14

Field Goals

Season: 5, at Florida State, 2/10/14
Career: 5, at Florida State, 2/10/14
ACC: 5, at Florida State, 2/10/14

Field Goal Attempts

Season: 7 (4x) last vs. Boston College, 2/22/14
Career: 7 (4x) last vs. Boston College, 2/22/14
ACC: 7 (2x) last vs. Boston College, 2/22/14

Free Throws

Season: 5, at Florida State, 2/10/14
Career: 5, at Florida State, 2/10/14
ACC: 5, at Florida State, 2/10/14

Free Throw Attempts

Season: 7, at Florida State, 2/10/14
Career: 7, at Florida State, 2/10/14
ACC: 7, at Florida State, 2/10/14

3-Point Field Goals

Season: --

Career: --

ACC: --

3-Point Field Goal Attempts

Season: --

Career: --

ACC: --

Foul Disqualifications

Season: 4, last at Georgia Tech, 1/18/14
Career: 4, last at Georgia Tech, 1/18/14
ACC: 3, last at Georgia Tech, 1/18/14

Minutes

Season: 35, at Maryland, 1/29/14
Career: 35, at Maryland, 1/29/14
ACC: 35, at Maryland, 1/29/14

2012-13			
Opposition	P	R	A
at FGCU	1	2	0
Jacksonville	0	0	0
Michigan State	0	2	0
at Massachusetts	0	0	0
Charlotte	0	0	0
at UCF	3	2	0
at Hawai'i	1	0	0
vs. Arizona	0	2	0
vs. Indiana State	0	0	0
La Salle	0	1	0
at Georgia Tech	2	2	0
at North Carolina	0	1	0
Maryland	2	4	0
at Boston College	0	1	1
Duke	2	2	0
Florida State	4	2	0
at Virginia Tech	2	1	0
at NC State	0	2	1
Boston College	2	4	0
North Carolina	2	2	0
at Florida State	2	2	0
at Clemson	0	0	0
Virginia	2	0	0
at Wake Forest	2	3	0
Virginia Tech	4	2	0
at Duke	2	0	0
Georgia Tech	0	0	0
Clemson	2	3	0
vs. Boston College	0	1	0
vs. NC State	2	3	0
vs. North Carolina	1	1	0
vs. Pacific	6	5	0
vs. Illinois	4	2	1
vs. Marquette	0	3	0


- 4+ rebounds 17 times this season, 11 times in ACC play.
- Scored 4+ points in 12 outings, 4 times in ACC play.
- 20+ minutes per game 16 times.

- Has only played basketball for four years after moving from Nigeria to South Florida in September 2010 to begin hoops career. Previously played soccer.
- Gained 25 pounds from a season ago, drinking protein shakes, and eating chicken and rice dishes.
- Averaged 3.3 points, 3.3 rebounds, 0.7 blocks and 10.3 minutes in three 2013 NCAA tournament games.
- Saints fan because of former Hurricane Jimmy Graham.
- Terrific learner who picks up concepts quickly.
- Good passer for his size.
- Developing his offensive game.
- Can play with back to basket or step out for a 10-12-foot shot.
- Runs the floor like a guard and has unstoppable motor.
- Only scholarship sophomore on the team, second Florida recruit in Larrañaga era.
- One of eight players on the team recruited by Larrañaga staff.
- Acclimated himself well from Nigeria to U.S. culture.
- Chose jersey number 23 because July 23 is birthday.
- Approach vertical: 37.
- Born Tonye [TAHN-yay] Frank Jekiri [Ja-KEER-EE] July 23, 1994 in Port Harcourt, Nigeria. Son of Emilinia and Frank. Brother to Tammie, Omiebi and Boma.
- Majoring in sports administration.
- Chose Miami over considerations from Virginia Tech, Clemson, Florida State, Auburn, Vanderbilt and Alabama.
- Rated 17th-best center in country by ESPN.com and No. 13 by Scout.com.
- Averaged 20 points, 12 rebounds and 5 blocks per game as a senior.
- On AAU circuit, played for Team Breakdown.

JEKIRI CAREER STATISTICS

Season	GP	GS	Min.	Avg.	FG	FGA	Pct.	FG	FGA	Pct.	FT	FTA	Pct.	Off.	Def.	Tot.	Avg.	PF	FO	Ast.	TO	Blk	Stl	Pts.	Avg.
2012-13	34	0	235	6.9	18	35	.514	0	0	.000	11	20	.550	28	27	55	1.6	35	0	4	11	11	7	47	1.4
2013-14	27	12	532	19.7	44	105	.419	0	0	.000	14	28	.500	46	83	129	4.8	66	4	18	25	21	17	102	3.8
TOTAL	61	12	767	12.6	62	140	.443	0	0	.000	25	48	.521	74	110	184	3.0	101	4	22	36	32	24	149	2.4

JEKIRI 2013-14			TOTAL			3-PTS			FREE THROWS			REBOUNDS													
Opponent	Date	GS	Min	FG	FGA	Pct	3FG	FGA	Pct	FT	FTA	Pct	Off	Def	Tot	Avg	PF	F0	A	TO	Blk	Stl	Pts	Avg	
SFB	11-08-13	*	23	2	7	.286	0	0	.000	2	2	1.000	1	8	9	9.0	5	1	1	2	1	0	6	6.0	
GA. SOUTHERN	11-11-13	*	9	1	4	.250	0	0	.000	0	0	.000	1	0	1	5.0	2	0	0	2	0	0	2	4.0	
TEXAS SOUTHERN	11-14-13	*	12	2	6	.333	0	0	.000	0	0	.000	2	2	4	4.7	1	0	0	1	0	0	4	4.0	
at Charleston	11-18-13		16	3	4	.750	0	0	.000	0	0	.000	2	1	3	4.3	3	0	0	0	1	0	6	4.5	
UCF	11-21-13		17	1	3	.333	0	0	.000	0	0	.000	0	3	3	4.0	3	0	0	0	0	1	2	4.0	
vs George Washington	11-28-13	*	21	1	3	.333	0	0	.000	0	0	.000	0	1	1	3.5	0	0	1	1	1	1	2	3.7	
at Cal State Fullerton	11-29-13		20	2	3	.667	0	0	.000	0	0	.000	0	4	4	3.6	3	0	0	2	0	0	4	3.7	
vs Arizona State	12-01-13		10	0	3	.000	0	0	.000	0	0	.000	2	1	3	3.5	1	0	0	0	0	0	0	3.3	
at Nebraska	12-04-13		21	1	2	.500	0	0	.000	0	0	.000	2	5	7	3.9	2	0	1	0	1	0	2	3.1	
VIRGINIA TECH	12-08-13		21	1	5	.200	0	0	.000	0	0	.000	3	4	7	4.2	0	0	0	0	1	0	2	3.0	
at Savannah State	12-19-13		14	2	2	1.000	0	0	.000	0	0	.000	0	1	1	3.9	2	0	1	3	1	1	4	3.1	
LA SALLE	12-22-13		25	4	7	.571	0	0	.000	1	2	.500	2	5	7	4.2	3	0	0	0	1	2	9	3.6	
LOYOLA	12-30-13		23	4	5	.800	0	0	.000	2	4	.500	1	3	4	4.2	5	1	2	1	2	1	10	4.1	
at Syracuse	01-04-14		18	2	5	.400	0	0	.000	1	2	.500	2	1	3	4.1	2	0	2	0	1	1	5	4.1	
at UNC	01-08-14		27	1	4	.250	0	0	.000	0	0	.000	3	7	10	4.5	4	0	1	3	3	2	2	4.0	
FLORIDA STATE	01-15-14	*	20	1	3	.333	0	0	.000	0	0	.000	3	4	7	4.6	5	1	1	0	0	0	2	3.9	
at Georgia Tech	01-18-14	*	16	0	1	.000	0	0	.000	0	0	.000	0	3	3	4.5	5	1	0	2	1	0	0	3.6	
DUKE	01-22-14	*	26	4	7	.571	0	0	.000	0	1	.000	3	6	9	4.8	1	0	0	1	1	1	8	3.9	
SYRACUSE	01-25-14	*	27	1	4	.250	0	0	.000	1	4	.250	3	2	5	4.8	4	0	4	0	0	0	3	3.8	
at Maryland	01-29-14	*	35	0	3	.000	0	0	.000	0	0	.000	3	3	6	4.9	2	0	0	3	1	0	0	3.7	
NORFOLK STATE	02-01-14	*	23	2	3	.667	0	0	.000	0	0	.000	1	1	2	4.7	2	0	1	1	1	0	4	3.7	
PITTSBURGH	02-05-14	*	20	1	3	.333	0	0	.000	1	2	.500	3	1	4	4.7	4	0	0	0	0	2	3	3.6	
NC STATE	02-08-14	*	18	0	2	.000	0	0	.000	0	0	.000	1	3	4	4.7	1	0	0	0	0	0	0	3.5	
at Florida State	02-10-14		26	5	6	.833	0	0	.000	5	7	.714	2	4	6	4.7	3	0	0	2	2	1	15	4.0	
at Virginia Tech	02-15-14		11	0	0	.000	0	0	.000	0	2	.000	0	3	3	4.6	1	0	0	0	0	0	0	3.8	
NOTRE DAME	02-19-14		15	1	3	.333	0	0	.000	0	0	.000	2	4	6	4.7	2	0	2	1	1	2	2	3.7	
BOSTON COLLEGE	02-22-14		18	2	7	.286	0	0	.000	1	2	.500	4	3	7	4.8	0	0	1	0	1	2	5	3.8	



JAMES KELLY

Junior | Forward | 6-7 | 246

#35

Ann Arbor, Mich. | Owens CC | Pioneer HS

Kelly Season Highs

Points

Season: 18, at Charleston, 11/18/13
ACC: 12, vs. Virginia Tech, 12/8/13

Rebounds

Season: 9, vs. Virginia Tech, 12/8/13
ACC: 9, vs. Virginia Tech, 12/8/13

Assists

Season: 2 (2x) last vs. Texas Southern, 11/14/13
ACC: 1 (3x) last at Virginia Tech, 2/15/14

Steals

Season: 2 (2x) last at Charleston, 11/18/13
ACC: 1 (4x) last at Virginia Tech, 2/15/14

Blocked Shots

Season: 2, at Cal State Fullerton, 11/29/13
ACC: 1 (2x) last vs. Duke, 1/22/14

Field Goals

Season: 7, vs. Texas Southern, 11/14/13
ACC: 5, vs. Virginia Tech, 12/8/13

Field Goal Attempts

Season: 11, vs. Texas Southern, 11/14/13
ACC: 14, vs. Virginia Tech, 12/8/13

Free Throws

Season: 3 (3x) last vs. Duke, 1/22/14
ACC: 3, vs. Duke, 1/22/14

Free Throw Attempts

Season: 4 (3x) last vs. Duke, 1/22/14
ACC: 4, vs. Duke, 1/22/14

3-Point Field Goals

Season: 3 (3x) last at Virginia Tech, 2/15/14
ACC: 3, at Virginia Tech, 2/15/14

3-Point Field Goal Attempts

Season: 5, at Virginia Tech, 2/15/14
ACC: 5, at Virginia Tech, 2/15/14

Foul Disqualifications

Season: --
ACC: --

Minutes

Season: 35, vs. Arizona State, 12/1/13
ACC: 31, vs. Virginia Tech, 12/8/13


- Prior to game vs. ND, was suspended indefinitely for violating team rules.
- Missed games against Maryland and Norfolk State due to lower extremity injury.
- Grabbed a rebound in all but two games.
- Played 20+ minutes 14 times.

- Began playing organized basketball junior year of high school after four-inch growth spurt.
- Good touch, very explosive and athletic.
- Catch and shoot from three and midrange.
- Inside-out talent.
- Spending more and more time in the gym to learn the game.
- Came to UM without visiting campus. Impressed by coaching staff's care for his schoolwork and off-the-court life.
- Increased bench 235 to 315 in four months, after never lifting weights before.
- Approach vertical: 37.5 | Bench max: 315
- Teammates compare him to former Cane DeQuan Jones for his personality and athleticism.
- Suite/roommates with Manu Lecomte, Davon Reed and Dre Burnett.
- One of eight players on the team recruited by Larrañaga staff.
- Averaged 17.9 points, 10.0 rebounds, 1.0 assist, 1.5 steals and 1.5 blocks per game in two seasons at Owens. Totaled 1,219 points, 678 rebounds, 105 blocks, 104 steals and 70 assists. First player in program history to record 1,000 points, 600 rebounds, 100 steals and 100 blocks in his career. 38 career double-doubles.
- Led the Ohio Community College Athletic Conference (OCCAC) in scoring (21.1 ppg) and rebounding (11.4 rpg), third in blocks (1.6bpg) and fourth in steals (2.3spg).
- NJCAA D-II Second Team All-American as a sophomore.
- Played in NJCAA Division II tournament semifinals.
- Born James Leo Kelly August 12, 1993. Son of Darlene Ison and Desi Kelly. Brother to Desi Kelly, Jr.
- Majoring in liberal arts.
- Recruited by Michigan State, New Mexico, West Virginia and Clemson.
- Played AAU for the Michigan Warriors.

KELLY CAREER STATISTICS

KELLY CAREER STATISTICS											3-Point			Free Throws			Rebounds						Scoring			
Season	GP	GS	Min.	Avg.	FG	FGA	Pct.	FG	FGA	Pct.	FT	FTA	Pct.	Off.	Def.	Tot.	Avg.	PF	FO	Ast.	TO	Blk	Stl	Pts.	Avg.	
2013-14	23	11	454	19.7	64	126	.508	15	34	.441	18	27	.667	24	68	92	4.0	40	0	13	17	11	11	161	7.0	

KELLY 2013-14			TOTAL			3-PTS			FREE THROWS			REBOUNDS													
Opponent	Date	GS	Min	FG	FGA	Pct	3FG	FGA	Pct	FT	FTA	Pct	Off	Def	Tot	Avg	PF	F0	A	TO	Blk	Stl	Pts	Avg	
SFB	11-08-13	5	0	0	.000	0	0	.000	0	0	.000	3	1	4	4.0	2	0	0	2	0	0	0	0	0.0	
GA. SOUTHERN	11-11-13	20	5	8	.625	0	1	.000	0	0	.000	2	0	2	3.0	2	0	2	0	0	1	10	5.0		
TEXAS SOUTHERN	11-14-13	28	7	11	.636	3	4	.750	0	0	.000	1	6	7	4.3	3	0	2	1	0	2	17	9.0		
at Charleston	11-18-13	*	33	6	9	.667	3	3	1.000	3	4	.750	0	4	4	4.3	2	0	1	0	1	2	18	11.3	
UCF	11-21-13	*	16	1	4	.250	0	2	.000	0	0	.000	2	2	4	4.2	3	0	1	1	1	0	2	9.4	
vs George Washington	11-28-13	28	5	9	.556	0	0	.000	1	2	.500	2	4	6	4.5	2	0	0	0	1	0	11	9.7		
at Cal State Fullerton	11-29-13	*	24	4	7	.571	1	2	.500	1	2	.500	1	6	7	4.9	3	0	1	0	2	0	10	9.7	
vs Arizona State	12-01-13	*	35	4	7	.571	0	2	.000	3	4	.750	0	6	6	5.0	3	0	1	1	1	0	11	9.9	
at Nebraska	12-04-13	*	28	1	4	.250	0	2	.000	0	0	.000	0	5	5	5.0	0	0	0	1	1	0	2	9.0	
VIRGINIA TECH	12-08-13	*	31	5	14	.357	0	1	.000	2	2	1.000	3	6	9	5.4	4	0	0	2	0	1	12	9.3	
at Savannah State	12-19-13	*	26	3	5	.600	0	1	.000	0	1	.000	2	6	8	5.6	0	0	1	2	0	1	6	9.0	
LA SALLE	12-22-13	*	20	4	7	.571	1	1	1.000	1	2	.500	0	3	3	5.4	1	0	0	2	1	1	10	9.1	
LOYOLA	12-30-13	*	29	5	8	.625	1	1	1.000	0	0	.000	2	4	6	5.5	2	0	1	0	1	0	11	9.2	
at Syracuse	01-04-14	*	28	4	5	.800	0	1	.000	0	0	.000	1	2	3	5.3	1	0	1	2	0	0	8	9.1	
at UNC	01-08-14	*	10	0	1	.000	0	1	.000	1	2	.500	0	1	1	5.0	2	0	0	0	1	1	1	8.6	
FLORIDA STATE	01-15-14	18	1	5	.200	1	3	.333	1	2	.500	3	1	4	4.9	2	0	0	1	0	1	4	8.3		
at Georgia Tech	01-18-14	3	0	0	.000	0	0	.000	0	0	.000	0	0	0	4.6	1	0	0	0	0	0	0	7.8		
DUKE	01-22-14	16	2	4	.500	1	2	.500	3	4	.750	0	2	2	4.5	1	0	0	1	1	0	8	7.8		
SYRACUSE	01-25-14	25	2	6	.333	0	0	.000	2	2	1.000	0	3	3	4.4	3	0	1	0	0	0	6	7.7		
PITTSBURGH	02-05-14	1	0	1	.000	0	1	.000	0	0	.000	0	1	1	4.3	0	0	0	0	0	0	0	7.4		
NC STATE	02-08-14	6	1	2	.500	0	0	.000	0	0	.000	1	1	2	4.1	0	0	0	1	0	0	2	7.1		
at Florida State	02-10-14	3	1	1	1.000	1	1	1.000	0	0	.000	0	0	0	4.0	0	0	0	0	0	0	3	6.9		
at Virginia Tech	02-15-14	21	3	8	.375	3	5	.600	0	0	.000	1	4	5	4.0	3	0	1	0	0	1	9	7.0		



DONNAVAN KIRK #22

Graduate | Forward | 6-9 | 228

Pontiac, Mich. | DePaul | Detroit Country Day HS

Kirk Season / Career Highs

Points

Season: 21, vs. Florida State, 1/15/14
Career: 21, vs. Florida State, 1/15/14
ACC: 21, vs. Florida State, 1/15/14

Rebounds

Season: 11, (2x) last vs. Virginia Tech, 12/8/13
Career: 11 (2x) last vs. Virginia Tech, 12/8/13
ACC: 11, vs. Virginia Tech, 12/8/13

Assists

Season: 2, vs. UCF, 11/21/13
Career: 2 (2x) last vs. UCF, 11/21/13
ACC: 1 (2x) last vs. Pittsburgh, 2/5/14

Steals

Season: 2 (2x) last at Maryland, 1/29/14
Career: 2 (9x), last at Maryland, 1/29/14
ACC: 2, at Maryland, 1/29/14

Blocked Shots

Season: 4 (3x) last vs. Florida State, 1/15/14
Career: 8, vs. Providence 2/25/12
ACC: 4 (2x) vs. Florida State, 1/15/14

Field Goals

Season: 9, vs. Florida State, 1/15/14
Career: 9, vs. Florida State, 1/15/14
ACC: 9, vs. Florida State, 1/15/14

Field Goal Attempts

Season: 13, vs. Ga. Southern, 11/11/13
Career: 13 (2x) last vs. Ga. Southern, 11/11/13
ACC: 12, vs. Florida State, 1/15/14

Free Throws

Season: 6, vs. Norfolk State, 2/3/14
Career: 6, vs. Norfolk State, 2/3/14
ACC: 3, at Georgia Tech, 1/18/14

Free Throw Attempts

Season: 8, vs. Norfolk State, 2/3/14
Career: 8, vs. Norfolk State, 2/3/14
ACC: 4 (2x) last at Maryland, 1/29/14

3-Point Field Goals

Season: 3, vs. Florida State, 1/15/14
Career: 3, vs. Florida State, 1/15/14
ACC: 3, vs. Florida State, 1/15/14

3-Point Field Goal Attempts

Season: 4 (2x) last at Maryland, 1/29/14
Career: 4 (2x) last at Maryland, 1/29/14
ACC: 4 (2x) last at Maryland, 1/29/14

Foul Disqualifications

Season: 1, at North Carolina, 1/8/14
Career: 4, last vs. Providence 1/5/13
ACC: 1, at North Carolina, 1/8/14

Minutes

Season: 39, vs. GWU, 11/28/13
Career: 39 (2x) last vs. GWU, 11/28/13
ACC: 37, at Maryland, 1/29/14

- 10+ rebounds four times.
- Started every game, with Adams.
- Multiple blocks in 13 games.

MIAMI 2009-10				
Opposition	P	R	A	
N.C. Central	4	4	0	
Nova Southeastern	4	5	0	
vs. Tulane	2	0	0	
vs. UNC-W	0	0	0	

MIAMI 2010-11				
Opposition	P	R	A	
Jacksonville	0	0	0	
at Memphis	6	4	0	
N.C. Central	6	4	0	
at Rutgers	0	0	0	
McNeese State	4	3	0	
at FGCU	6	6	0	
Ole Miss	1	1	0	
West Virginia	2	1	0	
Stetson	6	0	0	
vs UCF	4	1	0	
vs Oral Roberts	0	0	0	
vs Rice	0	0	0	
vs Akron	0	1	0	

DEPAUL 2011-12				
Opposition	P	R	A	
vs Minnesota	2	0	0	
vs Texas Tech	2	4	0	
vs Arizona State	0	1	0	
at Northern Illinois	0	2	0	
Arkansas PB	6	6	0	
Cal Poly	0	4	0	
Syracuse	14	3	1	
Pittsburgh	2	8	0	
at Louisville	0	2	0	
Georgetown	4	1	0	
USF	0	1	0	
at Rutgers	0	2	0	
St. John's	6	2	0	
at Cincinnati	0	3	1	
Marquette	4	7	0	
at Notre Dame	8	5	0	
at St. John's	0	5	1	
Louisville	11	4	1	
at St. John's	6	5	0	
Providence	4	11	0	
at West Virginia	0	2	1	
Seton Hall	8	8	0	
vs Connecticut	4	6	0	

DEPAUL 2012-13				
Opposition	P	R	A	
UC Riverside	8	4	1	
Gardner-Webb	8	2	0	
Austin Peay	2	2	2	
vs Wichita State	5	4	0	
vs W. Kentucky	9	5	1	
Fairfield	10	9	0	
at Auburn	7	3	1	
at Chicago State	3	3	0	
Milwaukee	14	1	0	
at Arizona State	2	2	1	
Northern Ill.	2	0	1	
UMBC	5	5	0	
Loyola-Chicago	6	1	0	
Seton Hall	2	1	0	
at Providence	8	6	0	
Cincinnati	4	4	0	
St. John's	6	5	0	
at Pittsburgh	3	3	0	
at St. John's	6	6	1	
Notre Dame	11	7	1	
Villanova	3	4	1	
at Marquette	16	4	1	
at Notre Dame	16	4	0	
Rutgers	11	7	0	
at Georgetown	8	8	1	
Connecticut	6	2	0	
Louisville	2	9	0	
at USF	5	2	0	
at Syracuse	2	3	1	
Pittsburgh	0	2	1	
vs Rutgers	2	3	0	

- Played 17 games at Miami before transferring to DePaul for redshirt sophomore season. Returned to Miami for graduate school after playing two full seasons for Blue Demons.
- Lean but strong athlete who benches 305 pounds.
- Approach vertical: 37.5 | Bench max: 305 | 185 test: 19
- Ability to score in and out, hitting shots from long range or in the paint.
- Exceptional shot-blocking timing.
- Very good student, earned B.S. in marketing with an emphasis in sales leadership from DePaul. Currently working on masters in community & social change at Miami.
- Block to foul ratio is notable.
- Nationally ranked in blocks after posting 50 blocks for DePaul a season ago.
- One of eight players on the team recruited by Larrañaga staff.
- Roommate with Garrius Adams both in 2009 and now.
- 12th in DePaul history with 82 blocked shots in a Blue Demon uniform.
- Played in just four games as a true freshman at Miami due to back injury. Earned the team's "Iron Man Award", in recognition of the UM men's basketball player who has exhibited dedication in the classroom, locker room and weight room.
- Participated in the 2009 Academic All-American Classic, featuring the country's top basketball players that also excelled in the classroom.
- Played AAU basketball for The Family.
- Recruited out of high school by Michigan State, USF and USC.
- Born Donnavan Lewis Kirk July 22, 1991. Son of Eric Kirk and Tanya Orr. Brother, Eric Jr. and two sisters, Paige and Bria.

KIRK MIAMI CAREER STATISTICS

Season	GP	GS	Min.	Avg.	FG			3-Point			Free Throws			Off.	Rebounds			PF	FO	Ast.	TO	Blk	Stl	Scoring	
					FGA	Pct.		FGA	Pct.		FTA	Pct.			Def.	Tot.	Avg.							Pts.	Avg.
2009-10	4	0	26	6.5	4	.571		0	.000		2	1.000		4	5	9	2.3	2	0	0	3	0	2	10	2.5
2010-11	13	3	124	9.5	13	.406		0	.000		9	.900		7	14	21	1.6	18	0	0	14	4	2	35	2.7
2013-14	27	27	760	28.1	91	.464		12	.308		35	.603		64	82	146	5.4	55	1	5	33	45	11	229	8.5
TOTAL	44	30	910	20.7	108	.460		12	.293		46	.657		75	101	176	4.0	75	1	5	50	49	15	274	6.2

DEPAUL STATS

Season	GP	GS	Min.	Avg.	FGA	Pct.	3-PTS	FGA	Pct.	Free Throws	Pct.	Off.	Def.	Tot.	Avg.	PF	FO	Ast.	TO	Blk	Stl	Pts.	Avg.
2011-12	23	4	415	18.0	32	.438	3	9	.333	14	.700	31	61	92	4.0	60	3	5	11	32	10	81	3.5
2012-13	31	30	791	25.5	78	.491	12	31	.387	24	.706	40	81	121	3.9	65	1	14	23	50	11	192	6.2
TOTAL	54	34	1206	22.3	110	.474	15	40	.375	38	.704	71	142	213	3.9	125	4	19	34	82	21	273	5.1

KIRK 2013-14

Opponent	Date	GS	Min	FG	FGA	Pct	3FG	FGA	Pct	FT	FTA	Pct	Off	Def	Tot	Avg	PF	FO	A	TO	Blk	Stl	Pts	Avg
SFB	11-08-13	*	35	6	8	.750	0	1	.000	4	6	.667	7	3	10	10.0	3	0	0	4	2	1	16	16.0
GA. SOUTHERN	11-11-13	*	36	7	13	.538	1	2	.500	3	3	1.000	5	5	10	10.0	1	0	0	1	3	1	18	17.0
TEXAS SOUTHERN	11-14-13	*	30	7	12	.583	0	2	.000	1	1	1.000	2	1	3	7.7	3	0	1	0	3	2	15	16.3
at Charleston	11-18-13	*	29	4	8	.500	1	1	1.000	0	0	.000	3	6	9	8.0	1	0	0	3	2	0	9	14.5
UCF	11-21-13	*	33	3	8	.375	0	2	.000	0	2	.000	1	4	5	7.4	1	0	2	0	1	1	6	12.8
vs George Washington	11-28-13	*	39	3	8	.375	0	0	.000	0	0	.000	2	9	11	8.0	2	0	0	2	4	0	6	11.7
at Cal State Fullerton	11-29-13	*	27	2	4	.500	0	0	.000	1	2	.500	2	0	2	7.1	3	0	0	2	1	0	5	10.7
vs Arizona State	12-01-13	*	28	3	9	.333	0	0	.000	1	1	1.000	2	1	3	6.6	2	0	0	2	2	0	7	10.3
at Nebraska	12-04-13	*	18	0	4	.000	0	1	.000	1	2	.500	1	3	4	6.3	4	0	0	1	1	1	1	9.2
VIRGINIA TECH	12-08-13	*	29	2	7	.286	0	1	.000	2	4	.500	4	7	11	6.8	1	0	0	3	2	0	6	8.9
at Savannah State	12-19-13	*	36	6	10	.600	1	1	1.000	2	3	.667	5	4	9	7.0	3	0	0	2	3	0	15	9.5
LA SALLE	12-22-13	*	35	4	9	.444	0	2	.000	1	2	.500	4	5	9	7.2	2	0	0	1	4	0	9	9.4
LOYOLA	12-30-13	*	17	5	9	.556	0	0	.000	2	5	.400	5	4	9	7.3	2	0	0	0	0	0	12	9.6
at Syracuse	01-04-14	*	30	1	3	.333	0	0	.000	0	0	.000	2	2	4	7.1	3	0	1	3	4	0	2	9.1
at UNC	01-08-14	*	20	3	5	.600	1	3	.333	0	0	.000	1	2	3	6.8	5	1	0	0	1	0	7	8.9
FLORIDA STATE	01-15-14	*	34	9	12	.750	3	4	.750	0	2	.000	4	1	5	6.7	4	0	0	1	4	1	21	9.7
at Georgia Tech	01-18-14	*	35	5	6	.833	1	2	.500	3	3	1.000	2	5	7	6.7	1	0	0	2	0	0	14	9.9
DUKE	01-22-14	*	29	5	11	.455	1	3	.333	0	0	.000	1	0	1	6.4	2	0	0	1	0	0	11	10.0
SYRACUSE	01-25-14	*	20	1	5	.200	0	1	.000	1	2	.500	0	1	1	6.1	2	0	0	1	1	0	3	9.6
at Maryland	01-29-14	*	37	3	8	.375	1	4	.250	2	4	.500	3	6	9	6.3	2	0	0	1	2	2	9	9.6
NORFOLK STATE	02-01-14	*	35	2	8	.250	0	2	.000	6	8	.750	1	6	7	6.3	1	0	0	0	3	1	10	9.6
PITTSBURGH	02-05-14	*	22	0	4	.000	0	1	.000	0	0	.000	0	2	2	6.1	1	0	1	1	1	1	0	9.2
NC STATE	02-08-14	*	16	0	6	.000	0	1	.000	1	2	.500	2	1	3	6.0	1	0	0	1	0	0	1	8.8
at Florida State	02-10-14	*	28	6	7	.857	2	2	1.000	2	2	1.000	0	1	1	5.8	3	0	0	1	1	0	16	9.1
at Virginia Tech	02-15-14	*	26	0	3	.000	0	3	.000	1	2	.500	3	3	6	5.8	1	0	0	0	0	0	1	8.8
NOTRE DAME	02-19-14	*	20	2	3	.667	0	0	.000	0	0	.000	1	0	1	5.6	1	0	0	0	0	0	4	8.6
BOSTON COLLEGE	02-22-14	*	16	2	6	.333	0	0	.000	1	2	.500	1	0	1	5.4	0	0	0	0	0	0	5	8.5



MANU LECOMTE

#20

Freshman | Guard | 5-11 | 159

Brussels, Belgium | Athene des Pagodes

- An assist in all but two games. Multiple assists 18 times and 4+ six times.
- Hit multiple 3-pointers in seven games.
- Grabbed 4+ rebounds seven times.
- Team's only pure point guard. Can shoot the three or pull up for jumpers.
- Played as an amateur at the pro level in Belgium since he was 16.
- Head coach Larrañaga and assistant coach Michael Huger both played pro ball in Belgium.
- Young collegiate player, turning 18 in August of his freshman year at Miami.
- Very good shooter who averages in upper 60s in five minutes of threes drill.
- Adjusted well to American culture and has acclimated himself well to Miami.
- Did not visit campus before attending UM.
- Improved strength in short amount of time.
- Approach vertical: 35.5 | Bench max: 245 | 185 test: 11
- Very professional about his game, wants to improve, spends a lot of time working at it.
- One of eight players on the team recruited by Larrañaga staff
- Suite/roommates with James Kelly, Davon Reed and Dre Burnett.
- Born Emmanuel Lecomte [la-conn-t] Aug. 16, 1995. Goes by Manu [man-ew].
- Son of Philippe and Marie. Brother to Christina.
- First language is French. Mother is Cameroonian and father is Belgian.
- Played for second division Mons-Hainant Belfius in Belgium where he averaged 12.4 points, 2.8 rebounds, and 3.2 assists per game
- Majoring in economics.
- Competed in Belgium's U16, U18 and U20 championships, most recently playing in the U18 European Championship, where he led his country in scoring with 12.0 ppg and 2.9 assists in eight outings.
- Also recruited by Gonzaga, Creighton and UAB.

Lecomte Season Highs

Points

Season: 19, at Maryland, 1/29/14
ACC: 19, at Maryland, 1/29/14

Rebounds

Season: 5, vs. Pittsburgh, 2/5/14
ACC: 5, vs. Pittsburgh, 2/5/14

Assists

Season: 7, at North Carolina, 1/8/14
ACC: 7, at North Carolina, 1/8/14

Steals

Season: 2 (3x) last at Savannah State, 12/19/13
ACC: 1 (6x) last vs. Boston College, 2/22/14

Blocked Shots

Season: 1, vs. Ga. Southern, 11/11/13
ACC: --

Field Goals

Season: 8, at Maryland, 1/29/14
ACC: 8, at Maryland, 1/29/14

Field Goal Attempts

Season: 12, at Georgia Tech, 1/18/14
ACC: 12, at Georgia Tech, 1/18/14

Free Throws

Season: 6 (3x) last at Georgia Tech, 1/18/14
ACC: 6 (2x) last at Georgia Tech, 1/18/14

Free Throw Attempts

Season: 8, at North Carolina, 1/8/14
ACC: 8, at North Carolina, 1/8/14

3-Point Field Goals

Season: 3 (2x) last vs. Norfolk State, 2/3/14
ACC: 3, at Maryland, 1/29/14

3-Point Field Goal Attempts

Season: 4 (5x) last vs. Norfolk State, 2/3/14
ACC: 4 (2x) last at Maryland, 1/29/14

Foul Disqualifications

Season: --


Minutes

Season: 38, at North Carolina, 1/8/14
ACC: 38, at North Carolina, 1/8/14

LECOMTE CAREER STATISTICS

Season	GP	GS	Min.	Avg.	3-Point			Free Throws			Rebounds				Scoring			
					FG	FGA	Pct.	FT	FTA	Pct.	Off.	Def.	Tot.	Avg.	PF	FO	Ast.	TO
2013-14	27	14	742	27.5	71	167	.425	22	55	.400	49	63	.778	18	36	54	2.0	51

LECOMTE 2013-14			TOTAL			3-PTS			FREE THROWS			REBOUNDS												
Opponent	Date	GS	Min	FG	FGA	Pct	3FG	FGA	Pct	FT	FTA	Pct	Off	Def	Tot	Avg	PF	FO	A	TO	Blk	Stl	Pts	Avg
SFB	11-08-13	*	34	3	10	.300	0	2	.000	3	4	.750	0	1	1	1.0	2	0	1	2	0	2	9	9.0
GA. SOUTHERN	11-11-13	*	36	4	8	.500	2	4	.500	2	2	1.000	1	3	4	2.5	1	0	1	0	1	1	12	10.5
TEXAS SOUTHERN	11-14-13	*	33	4	8	.500	2	4	.500	2	2	1.000	2	1	3	2.7	1	0	4	0	0	2	12	11.0
at Charleston	11-18-13	*	33	4	8	.500	0	0	.000	6	6	1.000	0	4	4	3.0	4	0	5	3	0	0	14	11.8
UCF	11-21-13	*	33	0	6	.000	0	2	.000	0	0	.000	0	0	0	2.4	2	0	2	3	0	0	0	9.4
vs George Washington	11-28-13	*	25	2	6	.333	1	2	.500	0	0	.000	2	0	2	2.3	2	0	0	2	0	0	5	8.7
at Cal State Fullerton	11-29-13		15	2	4	.500	0	2	.000	0	0	.000	0	3	3	2.4	1	0	1	0	0	1	4	8.0
vs Arizona State	12-01-13		10	1	3	.333	0	0	.000	0	0	.000	0	1	1	2.3	0	0	1	0	0	0	2	7.3
at Nebraska	12-04-13		23	2	4	.500	0	0	.000	1	3	.333	0	2	2	2.2	4	0	4	4	0	0	5	7.0
VIRGINIA TECH	12-08-13		27	3	8	.375	0	1	.000	1	2	.500	0	4	4	2.4	2	0	2	3	0	1	7	7.0
at Savannah State	12-19-13		32	2	3	.667	2	2	1.000	4	4	1.000	0	2	2	2.4	1	0	4	2	0	2	10	7.3
LA SALLE	12-22-13		28	2	6	.333	0	1	.000	1	2	.500	1	3	4	2.5	3	0	2	0	0	1	5	7.1
LOYOLA	12-30-13		20	2	3	.667	1	1	1.000	1	2	.500	0	0	0	2.3	2	0	3	0	0	1	6	7.0
at Syracuse	01-04-14		25	3	6	.500	2	4	.500	0	0	.000	0	0	0	2.1	1	0	0	2	0	1	8	7.1
at UNC	01-08-14		38	2	7	.286	1	1	1.000	6	8	.750	0	3	3	2.2	2	0	7	2	0	0	11	7.3
FLORIDA STATE	01-15-14	*	37	1	7	.143	0	2	.000	0	0	.000	0	1	1	2.1	2	0	6	0	0	0	2	7.0
at Georgia Tech	01-18-14	*	37	5	12	.417	0	3	.000	6	6	1.000	2	2	4	2.2	1	0	3	3	0	1	16	7.5
DUKE	01-22-14	*	23	1	2	.500	0	0	.000	2	2	1.000	0	0	0	2.1	2	0	2	6	0	0	4	7.3
SYRACUSE	01-25-14	*	20	1	2	.500	1	2	.500	0	0	.000	0	0	0	2.0	1	0	1	0	0	0	3	7.1
at Maryland	01-29-14	*	35	8	11	.727	3	4	.750	0	2	.000	0	0	0	1.9	1	0	2	5	0	0	19	7.7
NORFOLK STATE	02-01-14	*	28	4	6	.667	3	4	.750	2	2	1.000	2	1	3	2.0	4	0	2	0	0	0	13	8.0
PITTSBURGH	02-05-14	*	35	2	7	.286	0	3	.000	4	6	.667	3	2	5	2.1	3	0	2	3	0	0	8	8.0
NC STATE	02-08-14	*	29	4	10	.400	1	3	.333	4	6	.667	3	1	4	2.2	3	0	1	2	0	1	13	8.2
at Florida State	02-10-14		14	1	3	.333	0	0	.000	4	4	1.000	0	0	0	2.1	1	0	3	1	0	1	6	8.1
at Virginia Tech	02-15-14		19	0	5	.000	0	3	.000	0	0	.000	0	0	0	2.0	1	0	2	1	0	0	0	7.8
NOTRE DAME	02-19-14		22	3	5	.600	2	3	.667	0	0	.000	1	0	1	2.0	1	0	2	3	0	0	8	7.8
BOSTON COLLEGE	02-22-14		31	5	7	.714	1	2	.500	0	0	.000	1	2	3	2.0	3	0	1	2	0	1	11	7.9



DAVON REED

Freshman | Guard | 6-6 | 208

#5

Ewing, N.J. | Princeton Day School (N.J.)

- Scored in last 10 of 11 games.
- Scored in double digits six times this season.
- Hit a three in seven of last eight games.
- Has a rebound in all but four games.
- Focused. Structured. Determined. Competitive. True student of the game. Will do whatever it takes to win.
- Roommate James Kelly says Reed is the most organized and focused person he's ever met.
- A 3 guard who is playing out of position at the point for Miami.
- Improved bench 175 to 250 pounds in four months.
- Approach vertical: 40.5 | Bench max: 250 | 185 test: 11
- One of eight players on the team recruited by Larrañaga staff.
- Suite/roommates with Manu Lecomte, Davon Reed and Dre Burnett.
- Four-star swingman listed as a Top 100 player (No. 97) by Rivals.com and No. 78 in the Class of 2013 by ESPN
- Third-best talent in New Jersey and 18th best nationally at the shooting guard position, according to ESPN.com.
- Kevin Durant Skills Academy. McDonald's All-American candidate.
- 2,000 point scorer. Averaged 24 points and 10 rebounds as a senior.
- Youth Role Model Award from Join-Effort Princeton for both dedication to his community and excellence in his personal life.
- Born Davon Malcolm Reed June 11, 1995. Son of David Reed and Rose Reed. Brother to Miles.
- Majoring in sports administration
- Played AAU ball with Team Final.
- Chose Miami over offers from Wake Forest, Cincinnati, Xavier and Memphis.

Reed Season Highs

Points

Season: 19 vs. Arizona State, 12/1/13
ACC: 16, vs. Syracuse, 1/25/14

Rebounds

Season: 5 (2x) last vs. Virginia Tech, 12/8/13
ACC: 5, vs. Virginia Tech, 12/8/13

Assists

Season: 7, vs. Loyola, 12/30/13
ACC: 2, at Florida State, 2/10/14

Steals

Season: 2 (4x) last vs. Loyola, 12/30/13
ACC: 1 (3x) last vs. Notre Dame, 2/19/14

Blocked Shots

Season: 1 (3x) last at Florida State, 2/10/14
ACC: 1 (2x) last at Florida State, 2/10/14

Field Goals

Season: 7, vs. UCF, 11/21/13
ACC: 5, vs. Syracuse, 1/25/14

Field Goal Attempts

Season: 12, at Cal State Fullerton, 11/29/13
ACC: 10 (2x) last vs. Notre Dame, 2/19/14

Free Throws

Season: 5, vs. Loyola, 12/30/13
ACC: 4, vs. Notre Dame, 2/19/14

Free Throw Attempts

Season: 6, vs. Arizona State, 12/1/13
ACC: 4 (2x) last vs. Notre Dame, 2/19/14

3-Point Field Goals

Season: 5, vs. Arizona State, 12/1/13
ACC: 3, vs. Syracuse, 1/25/14

3-Point Field Goal Attempts

Season: 8, vs. Arizona State, 12/1/13
ACC: 6, at Virginia Tech, 2/15/14

Foul Disqualifications

Season: --
ACC: --

Minutes


Season: 36 (2x) last vs. Arizona State, 12/1/13
ACC: 32, vs. Virginia Tech, 12/8/13

REED CAREER STATISTICS

REED CAREER STATISTICS										3-Point			Free Throws			Rebounds				Scoring									
Season	GP	GS	Min.	Avg.	FG	FGA	Pct.	FG	FGA	Pct.	FT	FTA	Pct.	Off.	Def.	Tot.	Avg.	PF	FO	Ast.	TO	Blk	Stl	Pts.	Avg.				
2013-14	27	10	594	22.0	58	173	.335	32	91	.352	33	49	.673	11	40	51	1.9	46	0	36	40	4	14	181	6.7				

REED 2013-14

Opponent	Date	GS	Min	TOTAL			3-PTS			FREE THROWS			REBOUNDS				PF	FO	A	TO	Blk	Stl	Pts	Avg
				FG	FGA	Pct	3FG	FGA	Pct	FT	FTA	Pct	Off	Def	Tot	Avg								
SFB	11-08-13		18	1	5	.200	0	1	.000	1	2	.500	0	1	1	1.0	1	0	0	0	0	1	3	3.0
GA. SOUTHERN	11-11-13		21	1	5	.200	1	4	.250	4	4	1.000	0	1	1	1.0	4	0	2	1	0	0	7	5.0
TEXAS SOUTHERN	11-14-13		27	4	8	.500	3	4	.750	0	1	.000	2	1	3	1.7	0	0	3	1	0	0	11	7.0
at Charleston	11-18-13		26	1	6	.167	1	2	.500	0	0	.000	1	1	2	1.8	3	0	3	2	1	0	3	6.0
UCF	11-21-13		26	7	10	.700	3	5	.600	0	0	.000	1	4	5	2.4	2	0	1	2	1	2	17	8.2
vs George Washington	11-28-13		35	2	7	.286	2	5	.400	0	0	.000	0	2	2	2.3	2	0	2	3	0	2	6	7.8
at Cal State Fullerton	11-29-13	*	36	4	12	.333	1	6	.167	0	2	.000	0	3	3	2.4	1	0	2	1	0	0	9	8.0
vs Arizona State	12-01-13	*	36	5	10	.500	5	8	.625	4	6	.667	0	1	1	2.3	3	0	2	2	0	0	19	9.4
at Nebraska	12-04-13	*	31	2	11	.182	1	6	.167	0	0	.000	1	1	2	2.2	2	0	2	2	0	2	5	8.9
VIRGINIA TECH	12-08-13	*	32	4	10	.400	1	3	.333	1	2	.500	2	3	5	2.5	0	0	0	3	0	0	10	9.0
at Savannah State	12-19-13	*	22	3	5	.600	1	2	.500	1	5	.200	0	1	1	2.4	2	0	1	3	0	1	8	8.9
LA SALLE	12-22-13	*	25	3	8	.375	1	5	.200	1	1	1.000	0	0	0	2.2	2	0	4	1	0	0	8	8.8
LOYOLA	12-30-13	*	31	1	6	.167	1	5	.200	5	5	1.000	0	2	2	2.2	0	0	7	3	0	2	8	8.8
at Syracuse	01-04-14	*	20	1	3	.333	1	3	.333	2	2	1.000	0	0	0	2.0	1	0	1	1	0	0	5	8.5
at UNC	01-08-14	*	10	0	3	.000	0	1	.000	0	0	.000	0	2	2	2.0	0	0	0	2	0	0	0	7.9
FLORIDA STATE	01-15-14		14	0	4	.000	0	4	.000	0	0	.000	0	1	1	1.9	0	0	0	1	0	0	0	7.4
at Georgia Tech	01-18-14		7	1	2	.500	0	0	.000	1	2	.500	0	0	0	1.8	1	0	0	1	0	0	3	7.2
DUKE	01-22-14		15	1	4	.250	0	0	.000	0	1	.000	1	1	2	1.8	1	0	0	0	0	1	2	6.9
SYRACUSE	01-25-14		25	5	8	.625	3	4	.750	3	3	1.000	0	2	2	1.8	3	0	0	2	1	0	16	7.4
at Maryland	01-29-14		18	2	6	.333	1	3	.333	1	1	1.000	0	1	1	1.8	2	0	1	1	0	1	6	7.3
NORFOLK STATE	02-01-14		19	1	5	.200	1	2	.500	1	2	.500	1	3	4	1.9	2	0	1	2	0	0	4	7.1
PITTSBURGH	02-05-14	*	22	1	9	.111	1	3	.333	1	2	.500	0	3	3	2.0	2	0	1	1	0	1	4	7.0
NC STATE	02-08-14		15	1	3	.333	1	3	.333	0	0	.000	0	1	1	1.9	4	0	1	3	0	0	3	6.8
at Florida State	02-10-14		16	2	4	.500	0	1	.000	3	4	.750	1	1	2	1.9	0	0	2	0	1	0	7	6.8
at Virginia Tech	02-15-14		9	2	8	.250	1	6	.167	0	0	.000	1	1	2	1.9	3	0	0	0	0	0	5	6.8
NOTRE DAME	02-19-14		24	3	10	.300	2	4	.500	4	4	1.000	0	3	3	2.0	1	0	0	2	0	1	12	7.0
BOSTON COLLEGE	02-22-14		14	0	1	.000	0	1	.000	0	0	.000	0	0	0	1.9	4	0	0	0	0	0	0	6.7



ERIK SWOOPE

Senior | Forward | 6-5 | 220

Lake Elsinore, Calif. | Harvard-Westlake

#21

Swoope Season / Career Highs

Points

Season: 14 (2x) last vs. Boston College, 2/22/14
Career: 14 (2x) last vs. Boston College, 2/22/14
ACC: 14 (2x) last vs. Boston College, 2/22/14

Rebounds

Season: 9, vs. Boston College, 2/22/14
Career: 9, vs. Boston College, 2/22/14
ACC: 9, vs. Boston College, 2/22/14

Assists

Season: 4, vs. Boston College, 2/22/14
Career: 4, vs. Boston College, 2/22/14
ACC: 4, vs. Boston College, 2/22/14

Steals

Season: 2, at North Carolina, 1/8/14
Career: 3 (3x), last vs. Rutgers 11/15/11
ACC: 3, vs. Florida State, 1/19/11

Blocked Shots

Season: 4, vs. Norfolk State, 2/3/14
Career: 4, vs. Norfolk State, 2/3/14
ACC: 2, vs. Pittsburgh, 2/5/14

Field Goals

Season: 5, (2x) last vs. Boston College, 2/22/14
Career: 5, (2x) last vs. Boston College, 2/22/14
ACC: 5, (2x) last vs. Boston College, 2/22/14

Field Goal Attempts

Season: 8 (2x) last vs. Boston College, 2/22/14
Career: 8 (3x) last vs. Boston College, 2/22/14
ACC: 8 (3x) last vs. Boston College, 2/22/14

Free Throws

Season: 4 (2x) last vs. Boston College, 2/22/14
Career: 5, vs. Pepperdine 12/30/10
ACC: 4 (3x) last vs. Boston College, 2/22/14

Free Throw Attempts

Season: 6 (2x) last vs. Boston College, 2/22/14
Career: 7, vs. Pepperdine 12/30/10
ACC: 6 (2x) last vs. Boston College, 2/22/14

3-Point Field Goals

Season: 1, at Nebraska, 12/4/13
Career: 1 (2x) last at Nebraska, 12/4/13
ACC: --

3-Point Field Goal Attempts

Season: 3, at Nebraska, 12/4/13
Career: 3, at Nebraska, 12/4/13
ACC: 1 (3x) last at Florida State, 2/10/14

Foul Disqualifications

Season: --
Career: 3 - 1 in 2010-11; 2 in 2011-12
ACC: --

Minutes

Season: 38, vs. Boston College, 2/22/14
Career: 38, vs. Boston College, 2/22/14
ACC: 38, vs. Boston College, 2/22/14

- Career game vs. BC posting career bests with 14 points (tied high), 9 rebounds, 4 assists, 5 field goals (tied), four made free throws (tied) and 38 minutes.
- 18+ minutes in last seven games.
- Made first start of senior season at Florida State.
- Grabbed a rebound in all but six outings.

- Extremely athletic, incredible physique, bouncy.
- Attacks basket with reckless abandon, and has ability to finish plays in traffic.
- Plays both the three and four positions. Plays bigger than his height.
- Studies Dennis Rodman videos to perfect his role as a rebounder and defender.
- Lost 20 pounds since March by swimming and rowing, but gained 25 pounds on bench press, up from 340 to 365 lbs.
- Squats 495 lbs.
- Spent time shooting this summer, improved free throw shooting.
- Focused, diligent worker.
- Approach vertical: 40 | Bench max: 365 | 185 test: 25
- Improved bench max 275 to 340 pounds, standing vertical jump 27.5 to 32 inches and 185 test 15 to 21 reps in junior season.
- One of four seniors not recruited by Larrañaga staff. (Akpejori, Brown, Swoope, Adams).
- Born Erik Hamilton Swoope [Swope] May 8, 1992. Son of Denise and Gerald Swoope. Brother to Devin Swoope.
- Majoring in economics.
- Practicing yoga for four years.
- 2011 ACC All-Academic Basketball Team.
- Rated as No. 41 power forward by ESPN.
- As a senior, averaged 21.8 points, 8.9 rebounds, 1.6 assists and 1.5 blocks per game, converting 74 percent from field and 71 percent from foul line.
- Played AAU basketball for Pump N' Run Elite.
- Attended same high school that produced NBA players Jason Collins (Atlanta Hawks) and Jarron Collins (Phoenix Suns).

2010-11					2011-12					2012-13				
Opposition	P	R	A		Opposition	P	R	A		Opposition	P	R	A	
Jacksonville	0	0	0		Tennessee Tech	11	6	1		Stetson	0	0	0	
at Memphis	1	0	0		Rutgers	6	8	1		at FGCU	0	0	0	
N.C. Central	4	6	1		UNF	8	3	1		Jacksonville	7	2	1	
at Rutgers	0	0	0		FGCU	4	3	0		Detroit	0	1	0	
McNeese St.	0	0	0		at Ole Miss	6	3	0		Charlotte	4	4	0	
at FGCU	0	1	0		at Purdue	4	1	1		at UCF	3	0	0	
UCF	0	0	0		UMass	6	2	1		at Hawai'i	0	0	0	
Oral Roberts	0	0	0		Memphis	2	4	0		vs. Arizona	0	0	0	
Rice	4	1	1		at West Virginia	0	3	2		La Salle	4	4	1	
Akron	3	3	0		vs. FAU	2	1	0		at Georgia Tech	0	1	0	
Pepperdine	13	4	1		at Charlotte	0	1	0		Maryland	0	0	0	
at Duke	6	2	0		Appalachian St.	2	0	0		at Boston College	0	4	0	
at Clemson	0	2	1		UNCG	0	0	0		Duke	1	0	0	
BC	4	1	0		at North Carolina	0	0	0		Florida State	2	1	0	
Florida St.	5	2	1		NC State	1	0	0		Boston College	0	1	0	
at NC State	0	0	0		at Boston College	0	0	0		North Carolina	0	1	0	
UNC	0	0	0		Maryland	0	2	0		at Florida State	2	0	0	
at Virginia Tech	0	0	0		Virginia Tech	0	0	0		at Clemson	2	3	0	
Georgia Tech	0	1	0		Wake Forest	0	0	0		at Wake Forest	4	2	0	
Virginia	0	1	0		Boston College	0	2	0		Virginia Tech	0	1	0	
at Wake Forest	0	1	0		at Georgia Tech	0	0	0		at Duke	0	2	1	
Duke	0	0	0		vs. Florida State	0	0	0		Clemson	0	0	0	
at UNC	0	1	0		Minnesota	2	1	0		vs. Boston College	0	2	0	
at Florida St.	0	1	0							vs. NC State	0	1	0	
at Georgia Tech	0	2	0							vs. North Carolina	2	0	0	
Virginia	0	0	0							vs. Pacific	6	0	0	
FAU	0	0	0							vs. Marquette	6	2	0	
Missouri St.	0	0	0											
at Alabama	0	0	0											

SWOOPE CAREER STATISTICS

Season	GP	GS	Min.	Avg.	FG	FGA	Pct.	FG	FGA	Pct.	FT	FTA	Pct.	Off.	Def.	Tot.	Avg.	PF	FO	Ast.	TO	Blk	Stl	Pts.	Avg.
2010-11	29	9	189	6.5	11	25	.440	0	0	.000	18	30	.600	12	17	29	1.0	26	1	5	7	2	13	40	1.4
2011-12	23	8	269	11.7	23	46	.500	0	2	.000	8	17	.471	20	20	40	1.7	46	2	7	8	10	9	54	2.3
2012-13	27	0	161	6.0	18	28	.643	1	1	1.000	6	19	.316	16	16	32	1.2	18	0	3	3	2	4	43	1.6
2013-14	25	4	376	15.0	28	64	.438	1	7	.143	25	42	.595	19	39	58	2.3	34	0	12	6	9	7	82	3.3
TOTAL	104	21	995	9.6	80	163	.491	2	10	.200	57	108	.528	67	92	159	1.5	124	3	27	24	23	33	219	2.1

SWOOPE 2013-14

Opponent	Date	GS	Min	FG	FGA	Pct	3FG	FGA	Pct	FT	FTA	Pct	Off	Def	Tot	Avg	PF	FO	A	TO	Blk	Stl	Pts	Avg
SFB	11-08-13		23	0	3	.000	0	0	.000	2	2	1.000	1	3	4	4.0	3	0	0	0	0	0	2	2.0
GA. SOUTHERN	11-11-13		16	2	5	.400	0	0	.000	2	2	1.000	1	2	3	3.5	2	0	1	0	0	0	6	4.0
TEXAS SOUTHERN	11-14-13		5	0	1	.000	0	0	.000	0	0	.000	0	2	2	3.0	1	0	0	0	0	0	0	2.7
at Charleston	11-18-13		5	0	1	.000	0	0	.000	0	0	.000	0	0	0	2.3	1	0	0	0	0	0	0	2.0
UCF	11-21-13		6	0	0	.000	0	0	.000	0	0	.000	0	1	1	2.0	0	0	0	0	0	1	0	1.6
vs George Washington	11-28-13		3	0	0	.000	0	0	.000	0	0	.000	0	0	0	1.7	1	0	0	0	0	0	0	1.3
at Cal State Fullerton	11-29-13		9	0	0	.000	0	0	.000	0	2	.000	0	2	2	1.7	0	0	0	1	0	0	0	1.1
vs Arizona State	12-01-13		13	1	1	1.000	0	0	.000	1	1	1.000	0	0	0	1.5	1	0	0	0	0	0	3	1.4
at Nebraska	12-04-13		8	2	5	.400	1	3	.333	0	0	.000	0	2	2	1.6	0	0	0	0	0	0	5	1.8
VIRGINIA TECH	12-08-13		4	0	0	.000	0	0	.000	0	0	.000	1	1	2	1.6	0	0	1	0	0	0	0	1.6
LOYOLA	12-30-13		12	1	1	1.000	0	0	.000	1	2	.500	0	1	1	1.5	0	0	0	2	1	0	3	1.7
at Syracuse	01-04-14		5	0	1	.000	0	0	.000	0	0	.000	0	0	0	1.4	0	0	0	0	0	0	0	1.6
at UNC	01-08-14		25	5	8	.625	0	1	.000	4	4	1.000	1	3	4	1.6	2	0	1	2	1	2	14	2.5
FLORIDA STATE	01-15-14		9	0	2	.000	0	1	.000	0	0	.000	1	0	1	1.6	1	0	0	0	0	0	0	2.4
at Georgia Tech	01-18-14		14	2	4	.500	0	1	.000	1	2	.500	1	2	3	1.7	4	0	0	0	0	0	5	2.5
DUKE	01-22-14		21	0	3	.000	0	0	.000	3	6	.500	2	2	4	1.8	0	0	1	0	0	0	3	2.6
SYRACUSE	01-25-14		3	0	2	.000	0	0	.000	0	0	.000	0	0	0	1.7	1	0	0	0	0	0	0	2.4
at Maryland	01-29-14		5	0	0	.000	0	0	.000	0	0	.000	0	0	0	1.6	1	0	0	0	0	1	0	2.3
NORFOLK STATE	02-01-14		21	2	2	1.000	0	0	.000	2	4	.500	2	1	3	1.7	2	0	0	0	4	1	6	2.5
PITTSBURGH	02-05-14		34	3	3	1.000	0	0	.000	1	3	.333	3	2	5	1.9	3	0	1	0	2	0	7	2.7
NC STATE	02-08-14		24	1	2	.500	0	0	.000	1	2	.500	1	3	4	2.0	3	0	1	0	0	0	3	2.7
at Florida State	02-10-14	*	25	0	3	.000	0	1	.000	0	0	.000	0	1	1	1.9	2	0	2	0	0	1	0	2.6
at Virginia Tech	02-15-14	*	18	2	5	.400	0	0	.000	0	2	.000	3	1	4	2.0	1	0	0	0	0	0	4	2.7
NOTRE DAME	02-19-14	*	30	2	4	.500	0	0	.000	3	4	.750	1	2	3	2.0	3	0	0	1	1	0	7	2.8
BOSTON COLLEGE	02-22-14	*	38	5	8	.625	0	0	.000	4	6	.667	1	8	9	2.3	2	0	4	0	0	1	14	3.3



SHELDON McCLELLAN

Junior | Guard | 6-5 | 206

Houston, Texas | University of Texas | Bellaire

As a Sophomore (2012-13): Played in 34 games with 15 starts ... Averaged 13.5 points, 3.9 rebounds, 0.9 assists, 0.8 steals ... Shot 38.2 percent from the field, 27.3 percent from distance and 83.3 percent at the line ... Season-high 27 points scored at Texas Tech on March 9.

As a Freshman (2011-12): Played in all 34 games with nine starts ... Second on the team in scoring (11.3 ppg) while converting 44.8 percent from the floor (129-of-288) and 75.6 percent from the free throw line (90-of-119) ... Topped the 20-point mark twice ... Double figures in scoring in 21 games ... Averaged 12.5 points in 26.1 minutes per game while hitting 54-of-118 (45.8) field goals over the last 12 contests of the season.

High School: No. 47 prospect nationally in the ESPNU 100 and No. 60 prospect by Rivals.com following senior season ... Averaged a team-best 25.6 points, 7.2 rebounds, 5.0 assists and 2.0 steals per game while helping Bellaire to a 20-9 mark and the first round of the Class 5A state playoffs ... Career-high 56 points in the season-opening win against Booker T. Washington ... Averaged 20 points per game while leading Bellaire to a 35-2 record and a trip to the Class 5A regional finals in his junior season ... Coached by Bruce Glover.

Personal: Born Dec. 21, 1992 in Houston, Texas ... Full name is Sheldon Reeves McClellan ... Son of Angel Johnson (mother) ... Brother to Justin Jones ... Majoring in liberal arts ... Played AAU for Houston Select ... Cousin Jawaan McClellan played basketball for Arizona and professionally overseas ... Favorite food is a homemade sloppy joe.

McClellan Season / Career Highs

Points

Career: 27, at Texas Tech, 3/9/13

Rebounds

Career: 9, Rice, 12/29/12

Assists

Career: 3 (4x), last at Oklahoma 2/27/13

Steals

Career: 4, at Kansas, 2/16/13

Blocked Shots

Career: 1 (6x), last at Houston 3/20/13

Field Goals

Career: 10 (2x), last at Oklahoma, 1/21/13

Field Goal Attempts

Career: 20, at Oklahoma, 1/21/13

Free Throws

Career: 14, vs. Fresno State, 11/9/12

Free Throw Attempts

Career: 14, vs. Fresno State, 11/9/12

3-Point Field Goals

Career: 4 (2x), last vs. Miss State, 11/21/12

3-Point Field Goal Attempts

Career: 9, vs. Oklahoma 2/29/12


Minutes

Career: 41, at Baylor 1/5/13

2011-12					2012-13				
Opposition	P	R	A		Opposition	P	R	A	
Boston Univ.	6	1	2		Fresno State	20	2	0	
Rhode Island	10	2	0		Coppin State	25	2	1	
vs Oregon State	12	5	1		vs Chaminade	14	1	1	
vs NC State	16	3	0		vs USC	11	7	1	
Sam Houston St.	12	6	0		vs Mississippi St.	19	5	0	
North Texas	8	1	0		Sam Houston St.	16	8	0	
at UCLA	8	2	0		UT Arlington	14	5	1	
UT Arlington	23	6	0		vs Georgetown	12	4	0	
Texas State	13	6	1		vs UCLA	12	2	3	
Nichols State	12	3	1		Texas State	10	8	2	
Temple	6	8	0		North Carolina	18	6	3	
at North Carolina	16	2	0		at Michigan St.	13	2	0	
Rice	19	2	0		Rice	14	9	0	
at Iowa State	14	4	0		at Baylor	21	5	2	
Oklahoma State	6	4	1		West Virginia	9	5	0	
Texas A&M	7	0	1		at Iowa State	0	0	0	
at Missouri	6	3	2		Kansas	18	1	1	
at Kansas State	19	3	2		at Oklahoma	25	4	2	
Kansas	11	5	1		Texas Tech	10	3	0	
Iowa State	5	2	1		at Kansas State	15	4	1	
at Baylor	2	0	1		TCU	15	3	0	
Missouri	2	3	0		at West Virginia	14	8	1	
Texas Tech	17	3	1		Oklahoma State	4	2	0	
at Texas A&M	15	3	0		Iowa State	18	8	0	
Kansas State	11	7	0		at Kansas	7	4	0	
at Oklahoma	13	5	0		at TCU	0	0	0	
at Oklahoma St.	15	2	0		Kansas State	15	5	1	
Baylor	13	5	0		Oklahoma	18	8	3	
at Texas Tech	7	3	1		at Oklahoma St.	0	2	0	
Oklahoma	24	3	0		Baylor	23	1	0	
at Kansas	6	2	2		at Texas Tech	27	4	2	
vs Iowa State	9	2	0		vs TCU	12	1	1	
vs Missouri	10	4	0		vs Kansas State	5	1	1	
vs Cincinnati	10	2	3		at Houston	6	2	2	

MCCLELLAN CAREER STATISTICS

Season	GP	GS	Min.	Avg.	FG	FGA	Pct.	3-Point FG	3-Point FGA	3-Point Pct.	FT	FTA	Pct.	Off.	Def.	Tot.	Avg.	PF	FO	Ast.	TO	Blk	Stl	Pts.	Avg.
2011-12	34	9	879	25.9	129	288	.448	35	113	.310	90	119	.756	39	73	112	3.3	34	0	21	30	3	35	383	11.3
2012-13	34	15	929	27.3	136	356	.382	33	121	.273	155	186	.833	36	96	132	3.9	28	0	29	57	6	28	460	13.5
TOTAL	68	24	1808	26.6	265	644	.411	68	234	.291	245	305	.803	75	169	244	3.6	62	0	50	87	9	63	843	12.4



ANGEL RODRIGUEZ

Junior | Guard | 5-11 | 181

Cupey, P.R. | Kansas State University | Miami Krop HS

As a Sophomore (2012-13): NABC District 8 second team ... All-Big 12 Second Team ... Big 12 All-Defensive Team ... Phillips 66 All-Championship Team ... Big 12 Co-Champions ... Phillips 66 co-Big 12 Player of the Week (Feb. 18) ... Averaged 11.4 points on 36.1 percent shooting, including 34.4 percent from 3-point range, to go with 5.2 assists, 2.1 rebounds and 1.5 steals in 28.2 minutes per game ... Started all 33 games ... Hit 82.6 percent at the free throw line and posted a 2.2 assist to turnover ratio ... Led the Wildcats in 3-point field goals (55), assists (173) and steals (50) ... Second on team in scoring (11.4 ppg.), double-digit scoring games (23) and minutes per game (28.2) ... Among Top 5 in the Big 12 in assist-to-turnover ratio (second), assists (third), free throw percentage (third) and steals (fourth) ... 173 assists are second-most in a single season at K-State ... 5.24 assists per game average and 2.22 assist-to-turnover ratio rank fifth in school history ... Earned Jack Hartman Top Defensive Player and the Ernie Barrett Play Hard team awards.

As a Freshman (2011-12): Saw action in 32 games with 17 starts as a true freshman ... 17 starts all came in the last 17 games ... Fall 2011 Big 12 Commissioner's Honor Roll ... Averaged 8.3 points on 36 percent shooting (80-of-222), including 31.7 percent (32-of-101) from 3-point range, with 3.2 assists, 2.5 rebounds and 1.3 steals in 21.7 minutes per game ... Ranked among the Top 5 in seven categories, first in assists and steals, third in field goal attempts, 3-point field goals, free throws and fourth in scoring and minutes ... First freshman to pace the team in both assists and steals since Steve Henson in 1986-87 ... Ranked 11th in the Big 12 in assists, steals and assist-to-turnover ratio (1.2) ... One of just two freshmen in the league to rank in Top 15 in all three categories ... 14 double-digit points efforts ... Led the team in scoring in five games, including a season-best 17 points vs. Southern Illinois (12/22/11) ... Connected on at least two 3-point field goals in nine games, including a season-high five vs. Southern Illinois (12/22/11) ... Had a season-high six rebounds in a win at Oklahoma State (1/21/12) ... Paced the squad in assists in a team-best 13 games, including 12 in Big 12 play ... Dished out a season-best eight vs. Iowa State (2/25/12) ... Had at least five assists in eight games ... Nabbed at least one steal in 21 games, including a season-best four at Baylor (2/18/12) and Iowa State (2/25/12) ... Averaged 8.2 points on 39.1 percent shooting (45-of-115), including 31.1 percent (14-of-45), with 3.8 assists, 2.6 rebounds and 1.6 steals per game in Big 12 play ... Ranked among the Top 5 on the team in six categories in Big 12 play, including first in assists and steals, third in scoring, field goals and 3-point field goals and fourth in minutes ... Placed in the Top 10 in the Big 12 in assists (eighth), steals (fourth) and assist-to-turnover ratio (10th), the only Big 12 freshman to rank among the Top 10 in all three categories ... Started the Big 12 Championship Quarterfinal game vs. Baylor (3/8/12) and both NCAA Tournament games, the only freshman to do so on the squad ... Finished the year with double-digit points in five of the last six games ... Coached by Frank Martin.

High School: No. 4 prospect in the state of Florida by FloridaHoops.com ... A three-year letterman at Dr. Michael Krop High School in Miami, Fla. ... Averaged 23 points and six assists as a senior ... Named first team All-Class 6A by the Florida Association of Basketball Coaches (FABC) ... All-Dade County team by the Miami Herald ... Had the steal and game-winning basket in a 57-55 win over Hialeah-Miami Lakes and future Kansas State teammate Adrian Diaz to capture the District 13-6A title ... Posted 32 points against Carol City (2/10/11) in the District 13-6A semifinals ... Helped the Lightning to a 26-6 record and its first trip to the Class 6A state final four as a junior in 2009-10 ... Averaged 20.9 points, seven assists and 3.9 rebounds as a junior ... Miami Herald's 2009-10 Class 6A Player of the Year ... First team all-state ... Second team All-Florida (all classifications) ... First team All-Class 6A by FloridaHoops.com as a junior ... Collected a team-high 23 points and eight rebounds in the loss to Orlando Dr. Phillips in the state semifinals ... Posted 39 points in the Regional Final win over Columbus ... 38 points in a win over Arlington Country Day ... Led the team in scoring and assists as a sophomore en route to guiding the Lightning to district title ... First team All-Dade County by the Miami Herald ... Injured knee during the summer after senior year of high school ... Coached by Marcos "Shakey" Rodriguez.

Personal: Angel Daniel Rodriguez Tricoche was born Dec. 5, 1992, in San Juan, Puerto Rico ... Left Puerto Rico at age 15 to come to the U.S. to play basketball ... Mother is Jacqueline Tricoche ... Has two younger brothers, Luis Rivera and Yaniel Rivera ... Cousin, Javi Gonzalez, played three seasons (2007-10) at N.C. State ... Received scholarship offers from a number of schools, including Louisville, Florida and N.C. State ... Major is sports administration ... Enjoys singing and watching reality TV.

RODRIGUEZ CAREER STATISTICS

Season	GP	GS	Min.	Avg.	FG	FGA	Pct.	3-Point FG	3-Point FGA	3-Point Pct.	FT	FTA	Pct.	Off.	Def.	Tot.	Avg.	PF	FO	Ast.	TO	Blk	Stl	Pts.	Avg.
2011-12	32	7	694	21.7	80	222	.360	32	101	.317	73	106	.689	18	61	79	2.5	89	4	101	85	1	41	265	8.3
2012-13	33	33	930	28.2	115	319	.361	55	160	.344	90	109	.826	18	51	69	2.1	70	1	173	78	0	50	375	11.4
Totals	65	40	1,624	25.0	195	541	.360	87	261	.333	163	215	.758	36	112	148	2.3	159	5	274	163	1	91	640	9.8

2011-12					2012-13				
Opposition	P	R	A		Opposition	P	R	A	
Charleston So.	5	2	1		North Dakota	13	2	2	
Loyola Chicago	7	2	2		Lamar	19	2	4	
UMES	5	2	1		Ala. Huntsville	10	5	6	
George Washington	0	0	1		North Florida	2	2	6	
at Virginia Tech	1	2	4		vs Delaware	12	4	5	
vs West Virginia	7	4	3		vs Michigan	10	3	6	
North Florida	6	4	2		USC Upstate	1	0	2	
Alabama	13	3	7		at George Washington	17	0	5	
vs So. Illinois	17	3	1		vs Gonzaga	14	0	5	
vs UTEP	16	2	4		Texas Southern	9	1	5	
vs Long Beach State	0	0	1		FLORIDA	4	1	3	
Howard	11	3	2		Oklahoma State	3	3	8	
at Kansas	0	1	0		at West Virginia	9	0	2	
Missouri	3	2	4		at TCU	3	2	3	
Baylor	7	0	1		Oklahoma	12	2	9	
Texas	4	1	2		Kansas	12	5	8	
at Oklahoma State	14	6	3		at Iowa State	9	1	6	
at Texas Tech	8	3	3		Texas	11	2	8	
Oklahoma	10	2	2		at Oklahoma	4	0	2	
at Iowa State	8	3	5		at Texas Tech	13	0	2	
Texas A&M	13	5	4		Iowa State	20	2	3	
Texas Tech	7	2	3		at Kansas	22	2	6	
at Texas	15	2	3		Baylor	22	5	10	
Kansas	0	2	5		West Virginia	11	0	7	
at Baylor	15	3	6		at Texas	16	2	6	
at Missouri	7	3	6		Texas Tech	16	4	7	
Iowa State	11	2	8		at Baylor	13	3	8	
at Texas A&M	13	2	8		TCU	21	0	10	
Oklahoma State	5	5	5		at Oklahoma State	10	5	6	
vs Baylor	12	1	2		vs Texas	13	3	5	
vs Southern Miss	13	3	4		vs Oklahoma State	17	6	4	
vs Syracuse	12	4	1		vs Kansas	10	1	1	
					vs La Salle	2	1	4	



DEANDRE BURNETT

Freshman | Guard | 6-2 | 191


#1

Miami, Fla. | Carol City HS

As a Freshman (2013-14): Injured left wrist in early November and is expected to redshirt freshman season.

High School: A 2012 *Parade All-American*, one of only two players from the state of Florida and one of five Atlantic Coast Conference recruits to earn the honor ... Third in the nation in scoring as a high school senior ... As a senior, averaged 37 ppg, 5 apg, and 6 rpg ... Notched 45 points three times in his final prep season ... Recorded 25 points and 11 assists in first game Coach L saw him play ... Class AA Player of the Year ... All-state ... First team Miami-Dade County ... As a junior, averaged 28 ppg ... Played for Barry Robinson at Carol City High School ... Earned varsity letters all four years ... On academic on honor roll ... Played final year at Massanutten Military Academy in Virginia.

Personal: Name is Deandre, but goes by Dre ... Born January 21, 1994 ... Son of Varondria Burnett and James Cook ... Brother to Dalvin, James, Daneisha, Jamiya, and Jameisha ... Grew up a Canes fan ... Also recruited by South Carolina, Ole Miss, Marshall, Virginia, and La Salle ... Majoring in sports administration ... Played AAU for Team U ... Larranaga's third signee from the state of Florida, joining former Hurricane Shane Larkin (Dr. Phillips) and current sophomore Tonye Jekiri (Champagnat).



MIKE FERNANDEZ

Freshman | Guard | 6-1 | 189

#11


Coral Gables, Fla. | Belen Jesuit

High School: All-Dade county team honorable mention two years .. Dade vs. Palm Beach County all-star game ... Averaged 8.0 ppg senior year ... Hit 40 percent of field goals senior year ... Three-year varsity letterman ... Two-year starter at guard ... Coached by Jose Roca ... Honor roll ... Played water polo, winning second place at state ... Also on track team.

Personal: Born Michael Brandon Fernandez April 5, 1995 ... Son of Ilena and Joaquin Novoa and Mike and Constance Fernandez ... Brother to George, Alexander, Cristofer and Michelle Fernandez, and Joaquin Novoa ... Majoring in finance ... First language is Spanish ... Played AAU for Gold Coast: Team Miami ... Recruited by Cornell University.

Fernandez Season Highs

Minutes
Season: 2, vs. Loyola, 12/30/13



JUSTIN HELLER

Senior | Guard | 6-2 | 177

#12

Boca Raton, Fla. | West Boca Raton Community

ACC Academic Honor Roll

As a Senior (2013-14): Put on scholarship for his final semester as a Cane ... Scored first two points of the season with a 15-foot jumper vs. Boston College.

As a Junior (2012-13): ACC Academic Honor Roll ... Walk on who played in nine games ... In three minutes against Charlotte grabbed three rebounds and scored two points ... Pulled down a board and notched an assist vs. Florida State.

As a Sophomore (2011-12): Played in seven games, including four ACC matchups ... Attempted two shots, including one three pointer ... Grabbed a pair of defensive rebounds ... Season highs include one field goal attempt against Boston College and Wake Forest, one three-point attempt vs. Boston College, two rebounds against Appalachian State and two minutes vs. App State ... Book Buster (3.0 GPA) ... Athletics Director Honor Roll (3.2 GPA).

As a Freshman (2010-11): Walked onto the team... Practiced, but did not see any game time.

High School: After transferring to West Boca, played one year of varsity basketball for the Bulls... Among top 30 three-point scorers in Palm Beach County in 2009-10... The Bulls were the only team to beat powerhouse Dwyer, the top-ranked high school in the county, with an 82-73 victory.

Personal: Born Justin Ryan Heller on Dec. 26, 1991 ... Son of Neal Heller and Liz Heller ... Brother to Anthony Anderson ... Majoring in business, with aspirations of becoming a CEO... Recruited by American and North Florida ... Nickname is J-Hell.

2011-12				2012-13			
Opposition	P	R	A	Opposition	P	R	A
at Charlotte	0	0	0	Jacksonville	0	0	0
Appalachian St.	0	2	0	Charlotte	2	3	0
at Boston College	0	0	0	at UCF	0	0	1
Virginia Tech	0	0	0	at Hawai'i	0	0	0
Wake Forest	0	0	0	Duke	0	0	0
Boston College	0	0	0	Florida State	0	1	1
Minnesota	0	0	0	Boston College	0	0	0
				North Carolina	0	0	0
				vs. Pacific	0	0	0

Heller Season / Career Highs

Points
Season: 2, vs. Boston College, 2/22/14
Career: 2 (2x) last vs. Boston College, 2/22/14

Rebounds
Season: 1, vs. Loyola, 12/30/13
Career: 3, vs. Charlotte, 12/14/12

Assists
Season: --
Career: 1 (2x) last vs. Florida State, 1/27/13

Steals
Season: --
Career: --

Blocked Shots
Season: --
Career: --

Field Goals
Season: 1, vs. Boston College, 2/22/14
Career: 1 (2x) last vs. Boston College, 2/22/14

Field Goal Attempts
Season: 1, vs. Boston College, 2/22/14
Career: 1 (6x) last vs. Boston College, 2/22/14

Free Throws
Season: --
Career: --

Free Throw Attempts
Season: --
Career: 2, vs. Charlotte, 12/14/12

3-Point Field Goals
Season: --
Career: --

3-Point Field Goal Attempts
Season: --
Career: 1 (2x) last vs. Florida State, 1/27/13

Foul Disqualifications
Season: --
Career: --

Minutes
Season: 2, vs. Loyola, 12/30/13
Career: 3, vs. Charlotte, 12/14/12

2013-14 Miami Men's Basketball
University of Miami Combined Team Statistics (as of Feb 22, 2014)
All games

RECORD:	OVERALL	HOME	AWAY	NEUTRAL
ALL GAMES	14-13	7-8	6-4	1-1
CONFERENCE	5-9	2-6	3-3	0-0
NON-CONFERENCE	9-4	5-2	3-1	1-1

#	Player	gp-gs	min	avg	Total		3-Point		F-Throw		Rebounds				pf	dq	a	to	blk	stl	pts	avg
					fg-fga	fg%	3fg-fga	3fg%	ft-fa	ft%	off	def	tot	avg								
15	Rion Brown	27-26	936	34.7	134-318	.421	56-163	.344	80-100	.800	43	128	171	6.3	50	0	62	40	3	24	404	15.0
25	Garrius Adams	27-27	917	34.0	89-249	.357	26-100	.260	71-108	.657	20	108	128	4.7	52	1	79	48	5	35	275	10.2
22	Donnavan Kirk	27-27	760	28.1	91-196	.464	12-39	.308	35-58	.603	64	82	146	5.4	55	1	5	33	45	11	229	8.5
20	Manu Lecomte	27-14	742	27.5	71-167	.425	22-55	.400	49-63	.778	18	36	54	2.0	51	0	64	49	1	16	213	7.9
35	James Kelly	23-11	454	19.7	64-126	.508	15-34	.441	18-27	.667	24	68	92	4.0	40	0	13	17	11	11	161	7.0
05	Davon Reed	27-10	594	22.0	58-173	.335	32-91	.352	33-49	.673	11	40	51	1.9	46	0	36	40	4	14	181	6.7
23	Tonye Jekiri	27-12	532	19.7	44-105	.419	0-0	.000	14-28	.500	46	83	129	4.8	66	4	18	25	21	17	102	3.8
21	Erik Swoope	25-4	376	15.0	28-64	.438	1-7	.143	25-42	.595	19	39	58	2.3	34	0	12	6	9	7	82	3.3
04	Raphael Akpejori	19-4	204	10.7	4-12	.333	0-0	.000	9-15	.600	12	22	34	1.8	34	1	1	6	9	1	17	0.9
12	Justin Heller	3-0	4	1.3	1-1	1.000	0-0	.000	0-0	.000	0	1	1	0.3	0	0	0	1	0	0	2	0.7
03	Steve Sorenson	2-0	2	1.0	0-0	.000	0-0	.000	0-0	.000	0	0	0	0.0	0	0	0	0	0	0	0	0.0
11	Mike Fernandez	3-0	4	1.3	0-0	.000	0-0	.000	0-0	.000	0	0	0	0.0	0	0	0	3	0	0	0	0.0
Team											43	43	86				8					
Total.....		27	5525		584-1411	.414	164-489	.335	334-490	.682	300	650	950	35.2	428	7	290	276	108	136	1666	61.7
Opponents.....		27	5525		566-1426	.397	181-529	.342	282-427	.660	292	606	898	33.3	440	3	295	275	74	137	1595	59.1

TEAM STATISTICS	UM	OPP	Date	Opponent	Score	Att.
SCORING	1666	1595	11-08-13	ST. FRANCIS BROOKLYN	Lot 62-66	6060
Points per game	61.7	59.1	11-11-13	GEORGIA SOUTHERN	Wot 81-80	4654
Scoring margin	+2.6	-	11-14-13	TEXAS SOUTHERN	W 84-69	4728
FIELD GOALS-ATT	584-1411	566-1426	\$ 11-18-13	at College of Charleston	W 70-54	4018
Field goal pct	.414	.397	11-21-13	UCF	L 58-63	4895
3 POINT FG-ATT	164-489	181-529	& 11-28-13	vs George Washington	Lot 63-71	1966
3-point FG pct	.335	.342	& 11-29-13	at Cal State Fullerton	W 48-46	1857
3-pt FG made per game	6.1	6.7	& 12-01-13	vs Arizona State	W 60-57	6007
FREE THROWS-ATT	334-490	282-427	12-04-13	at Nebraska	L 49-60	15088
Free throw pct	.682	.660	* 12-08-13	VIRGINIA TECH	Lot 60-61	6270
F-Throws made per game	12.4	10.4	12-19-13	at Savannah State	W 68-51	3370
REBOUNDS	950	898	12-22-13	LA SALLE	W 71-58	4837
Rebounds per game	35.2	33.3	12-30-13	LOYOLA	W 71-48	5166
Rebounding margin	+1.9	-	* 01-04-14	at Syracuse	L 44-49	21839
ASSISTS	290	295	* 01-08-14	at North Carolina	W 63-57	17569
Assists per game	10.7	10.9	* 01-15-14	FLORIDA STATE	L 53-63	7413
TURNOVERS	276	275	* 01-18-14	at Georgia Tech	W 56-42	8072
Turnovers per game	10.2	10.2	* 01-22-14	DUKE	L 46-67	7972
Turnover margin	+0.0	-	* 01-25-14	SYRACUSE	L 52-64	7122
Assist/turnover ratio	1.1	1.1	* 01-29-14	at Maryland	L 71-74	12061
STEALS	136	137	02-01-14	NORFOLK STATE	W 64-49	5127
Steals per game	5.0	5.1	* 02-05-14	PITTSBURGH	Lot 55-59	5053
BLOCKS	108	74	* 02-08-14	NC STATE	L 55-56	6666
Blocks per game	4.0	2.7	* 02-10-14	at Florida State	W 77-73	7641
ATTENDANCE	86613	104593	* 02-15-14	at Virginia Tech	L 45-52	5105
Home games-Avg/Game	15-5774	10-9662	* 02-19-14	NOTRE DAME	W 71-64	5133
Neutral site-Avg/Game	-	2-3986	* 02-22-14	BOSTON COLLEGE	W 69-42	5517

Score by Periods	1st	2nd	OT	Totals
University of Miami	777	852	37	1666
Opponents	685	857	53	1595

\$ = Wooden Legacy - Charleston, S.C.
 & = Wooden Legacy - Anaheim, Calif.
 * = Conference game

2013-14 Miami Men's Basketball
University of Miami Combined Team Statistics (as of Feb 22, 2014)
Conference games

RECORD:	OVERALL	HOME	AWAY	NEUTRAL
ALL GAMES	5-9	2-6	3-3	0-0
CONFERENCE	5-9	2-6	3-3	0-0
NON-CONFERENCE	0-0	0-0	0-0	0-0

#	Player	gp-gs	min	avg	Total		3-Point		F-Throw		Rebounds				pf	dq	a	to	blk	stl	pts	avg
					fg-fga	fg%	3fg-fga	3fg%	ft-fa	ft%	off	def	tot	avg								
15	Rion Brown	14-13	485	34.6	71-168	.423	36-95	.379	40-50	.800	19	65	84	6.0	28	0	22	16	2	9	218	15.6
25	Garrius Adams	14-14	481	34.4	48-134	.358	15-53	.283	27-52	.519	9	50	59	4.2	27	0	45	19	3	13	138	9.9
20	Manu Lecomte	14-7	392	28.0	39-92	.424	11-31	.355	27-36	.750	10	15	25	1.8	24	0	34	33	0	6	116	8.3
22	Donnavan Kirk	14-14	362	25.9	39-86	.453	9-25	.360	13-23	.565	24	31	55	3.9	27	1	2	15	16	4	100	7.1
05	Davon Reed	14-4	241	17.2	23-75	.307	11-36	.306	16-21	.762	5	19	24	1.7	22	0	6	17	2	4	73	5.2
35	James Kelly	11-3	162	14.7	19-47	.404	6-15	.400	9-12	.750	9	21	30	2.7	17	0	3	7	2	4	53	4.8
21	Erik Swoope	14-4	255	18.2	20-45	.444	0-4	.000	17-29	.586	15	25	40	2.9	23	0	11	3	4	5	57	4.1
23	Tonye Jekiri	14-7	298	21.3	19-53	.358	0-0	.000	9-20	.450	32	48	80	5.7	34	2	11	12	12	11	47	3.4
12	Justin Heller	1-0	1	1.0	1-1	1.000	0-0	.000	0-0	.000	0	0	0	0.0	0	0	0	0	0	0	2	2.0
04	Raphael Akpejori	13-4	172	13.2	3-10	.300	0-0	.000	7-13	.538	12	17	29	2.2	25	1	1	5	7	1	13	1.0
11	Mike Fernandez	1-0	1	1.0	0-0	.000	0-0	.000	0-0	.000	0	0	0	0.0	0	0	0	0	0	0	0	0.0
Team											21	30	51				8					
Total.....		14	2850		282-711	.397	88-259	.340	165-256	.645	156	321	477	34.1	227	4	135	135	48	57	817	58.4
Opponents.....		14	2850		286-728	.393	95-279	.341	156-228	.684	161	318	479	34.2	222	2	153	129	44	65	823	58.8

TEAM STATISTICS	UM	OPP	Date	Opponent	Score	Att.
SCORING	817	823	* 12-08-13	VIRGINIA TECH	Lot 60-61	6270
Points per game	58.4	58.8	* 01-04-14	at Syracuse	L 44-49	21839
Scoring margin	-0.4	-	* 01-08-14	at North Carolina	W 63-57	17569
FIELD GOALS-ATT	282-711	286-728	* 01-15-14	FLORIDA STATE	L 53-63	7413
Field goal pct	.397	.393	* 01-18-14	at Georgia Tech	W 56-42	8072
3 POINT FG-ATT	88-259	95-279	* 01-22-14	DUKE	L 46-67	7972
3-point FG pct	.340	.341	* 01-25-14	SYRACUSE	L 52-64	7122
3-pt FG made per game	6.3	6.8	* 01-29-14	at Maryland	L 71-74	12061
FREE THROWS-ATT	165-256	156-228	* 02-05-14	PITTSBURGH	Lot 55-59	5053
Free throw pct	.645	.684	* 02-08-14	NC STATE	L 55-56	6666
F-Throws made per game	11.8	11.1	* 02-10-14	at Florida State	W 77-73	7641
REBOUNDS	477	479	* 02-15-14	at Virginia Tech	L 45-52	5105
Rebounds per game	34.1	34.2	* 02-19-14	NOTRE DAME	W 71-64	5133
Rebounding margin	-0.1	-	* 02-22-14	BOSTON COLLEGE	W 69-42	5517
ASSISTS	135	153				
Assists per game	9.6	10.9				
TURNOVERS	135	129				
Turnovers per game	9.6	9.2				
Turnover margin	-0.4	-				
Assist/turnover ratio	1.0	1.2				
STEALS	57	65				
Steals per game	4.1	4.6				
BLOCKS	48	44				
Blocks per game	3.4	3.1				
ATTENDANCE	51146	72287				
Home games-Avg/Game	8-6393	6-12048				
Neutral site-Avg/Game	-	0-0				

\$ = Wooden Legacy - Charleston, S.C.
 & = Wooden Legacy - Anaheim, Calif.
 * = Conference game

Score by Periods	1st	2nd	OT	Totals
University of Miami	380	424	13	817
Opponents	360	445	18	823