



MEN'S BASKETBALL GAME NOTES

Pitt (13-8, 4-6 ACC) vs. Miami (11-9, 3-7 ACC)

Sunday, February 2, 2020

12:00 PM • ACC Network

Pittsburgh, Pa. • Petersen Events Center

Matt Plizga, Assistant AD of Media Relations
Email • mplizga@athletics.pitt.edu
Office • (412) 648-8240
Cell • (919) 812-0882

Website • PittsburghPanthers.com
Twitter • @Pitt_MBB
Instagram • @pitt_mbb
Hashtags • #ZooEra, #H2P

2019-20 SCHEDULE

Date	Opponent (TV)	Time
O. 30	SLIPPERY ROCK [EXH]	W, 98-47
N. 6	FLORIDA STATE * (ESPNU)	W, 63-61
N. 9	NICHOLLS STATE (ACCNX)	L, 75-70
N. 12	at Robert Morris (ESPNU)	W, 71-57

Backyard Brawl presented by EQT

N. 15	WEST VIRGINIA (ESPNU)	L, 68-53
-------	-----------------------	----------

Rocket Mortgage Fort Myers Tip-Off

N. 18	MONMOUTH (ACCN)	W, 63-50
N. 21	ARKANSAS PINE BLUFF (ACCNX)	W, 66-41
N. 25	+ vs. Kansas State (FS1)	W, 63-59
N. 27	+ vs. Northwestern (FS1)	W, 72-59

ACC / Big Ten Challenge

D. 3	RUTGERS (ESPNU)	W, 71-60
D. 6	at [-/1] Louisville * (ACCN)	L, 64-46
D. 16	NORTHERN ILLINOIS (ACCN)	W, 59-50
D. 20	BINGHAMTON (ACCN)	W, 79-53
D. 30	CANISIUS (RSN)	W, 87-79
J. 4	WAKE FOREST * (RSN)	L, 69-65
J. 8	at North Carolina * (ACCN)	W, 73-65
J. 12	at Miami * (ACCN)	L, 66-58
J. 14	[-/11] LOUISVILLE * (ACCN)	L, 73-68
J. 18	NORTH CAROLINA * (ESPN)	W, 66-52
J. 22	BOSTON COLLEGE * (RSN)	W, 74-72
J. 25	at Syracuse * (ACCN)	L, 69-61
J. 28	at [-/9] Duke * (ESPN)	L, 79-67
F. 2	MIAMI * (ACCN)	12:00 PM
F. 5	at Notre Dame * (ACCN)	6:30 pm
F. 8	GEORGIA TECH * (RSN)	2:00 PM
F. 12	CLEMSON * (RSN)	9:00 PM
F. 15	at Virginia Tech * (ACCN)	6:00/8:00 pm
F. 18	at Florida State * (ACCN)	8:00 pm
F. 22	VIRGINIA * (ESPN/ESPN2)	12:00 PM
F. 26	SYRACUSE * (ESPN/ESPN2/ACCN)	7:00 PM
F. 29	at NC State * (ACCN)	12:00 pm
M. 4	at Georgia Tech * (RSN)	9:00 pm

ACC Tournament

M. 10-14	< ACC Tournament (ESPN/ACCN)	TBD
----------	------------------------------	-----

[-/] Pitt / Opponent AP Rank

+ - Suncoast Credit Union Arena (Fort Myers, Fla.)

< - Greensboro Coliseum (Greensboro, N.C.)

* ACC Contest

• Overtime

All Game Times are Eastern Time Zone

HOME GAMES IN BOLD CAPS

PITT INFORMATION

Pitt Panthers



2019-20 Record (ACC) 13-8 (4-6)
AP / Coaches Polls nr / nr
Last Game L, 79-67 at No. 9 Duke (1/28)

Head Coach Jeff Capel (Duke, '97)
Pitt Record 27-27 (Second Season)
Career Record 189-137 (11th Season)

OPPONENT INFORMATION

Miami Hurricanes



2019-20 Record (ACC) 11-9 (3-7)
AP / Coaches Polls nr / nr
Last Game W, 71-61 vs. Virginia Tech (1/28)

Head Coach Jim Larranaga (Providence, '71)
Miami Record 186-106 (Ninth Season)
Career Record 656-440 (36th Season)

SERIES HISTORY

All-Time Series	Pitt trails 23-18
In Pittsburgh	Pitt leads 9-8
At Petersen Events Center	Pitt trails 3-0
Under Jeff Capel	Pitt trails 2-0
Last Meeting	Miami 66, Pitt 58
Current Streak	Pitt L7
In ACC play	Pitt trails 7-1

2019-20 PITT PANTHERS AVERAGES

No.	Name (Ht., Wt., Yr.)	Pos.	PPG	RPG	APG	Notables
0	• Eric Hamilton (6-9, 230, Gr.)	F	5.6	4.4	0.2	38 offensive rebounds
1	• Xavier Johnson (6-3, 200, So.)	G	11.7	3.9	5.2	14 double-figure scoring games
2	• Trey McGowens (6-4, 190, So.)	G	12.5	3.6	3.3	team-high 40 steals
3	Ithiel Horton (6-3, 200, So.)	G	-	-	-	sitting out 2019-20 season due to NCAA transfer rules
4	Gerald Drumgoole, Jr. (6-5, 200, Fr.)	G/F	1.2	1.4	0.4	has appeared in eight games
5	• Au'Diese Toney (6-6, 210, So.)	G/F	8.4	4.9	1.1	career-high 27 points at No. 9 Duke (1/28)
11	• Justin Champagnie (6-6, 200, Fr.)	G/F	11.6	7.0	0.5	team-high 4 double-doubles
12	Abdoul Karim Coulibaly (6-8, 215, Fr.)	F	2.0	1.4	0.3	8 points, 4 rebounds at No. 9 Duke (1/28)
13	KJ Marshall (5-9, 165, Fr.)	G	0.0	0.0	0.0	collegiate debut vs. Binghamton (12/20)
14	Curtis Aiken, Jr. (6-1, 200, R-Fr.)	G	0.0	0.5	0.0	has appeared in 2 games
15	Kene Chukwuka (6-9, 225, Sr.)	F	-	-	-	underwent offseason hip surgery
21	Terrell Brown (6-10, 235, Jr.)	F/C	5.2	3.3	0.2	team-high 38 blocked shots
22	Anthony Starzynski (6-3, 190, Sr.)	G	0.0	0.0	0.0	appeared in 14 career games
23	Samson George (6-7, 220, Jr.)	F	1.3	1.7	0.0	tied career-high with 4 rebs vs. West Virginia (11/15)
24	Ryan Murphy (6-2, 185, Jr.)	G	10.1	2.6	1.6	10-of-22 from 3pt range over past 5 games
31	Onyebuchi Ezeakudo (6-0, 180, So.)	G	0.2	0.4	0.1	has appeared in 11 games
42	Chayce Smith (6-3, 185, So.)	G	0.0	1.0	0.0	made collegiate debut vs. Binghamton (12/20)

• - projected starter

THE OPENING TIP

- Pitt returns to the Petersen Events Center Sunday, Feb. 2 to host Miami. Tip-off is set for 12 p.m. on the ACC Network with Jon Meterparel and Malcolm Huckaby calling the contest.
- Pitt is one win shy of matching its season win total from a year ago. The Panthers have already exceeded their ACC win total from the previous two seasons.
- The Panthers are 18-11 all-time, including a 2-2 mark at the Petersen Events Center, in games played on Groundhog Day (Feb. 2).
- Pitt has won 260 games at the Petersen Events Center since its opening in 2002-03. The Panthers rank sixth in the NCAA in home wins in that span.
- **Trey McGowens** (12.5 ppg.), **Xavier Johnson** (11.7 ppg.), **Justin Champagnie** (11.6 ppg.) and **Ryan Murphy** (10.1 ppg.) combine for 45.9 points per game and 69.1 percent (964-of-1395) of the team's scoring. The group has combined for 58 of the team's 69 double-figure scoring efforts.
- **Au'Diese Toney** is averaging a team-high 12.7 points per game, while shooting 55.8 percent (29-of-52) from the field over the past six contests.

BROADCAST INFORMATION

ACC Network	Play-by-Play: Jon Meterparel
	Analyst: Malcolm Huckaby
WatchESPN	es.pn/2S351cl
Pitt Radio Network (Flagship Station 93.7 The Fan)	Play-by-Play: Bill Hillgrove
	Analyst: Curtis Aiken
Sirius / XM (internet)	84 / 84 (84)

#H2P • 1 • #ZooEra

BY THE NUMBERS

- Pitt is 1-5 all-time on Super Bowl Sunday, including a 1-1 mark at the Petersen Events Center. The Panthers topped Villanova, 79-70, Feb. 5, 2012 in the lone win on Super Bowl Sunday as Tray Woodall (29) and Ashton Gibbs (25) combined for 54 points.
- Pitt is 4-6 on the season when trailing at halftime. The four come-from-behind wins are tied for the seventh most in program history. Pitt has trailed at the half in each of the past three contests.
- The Panthers are 6-5 in games decided by 10 points or fewer. Seven of the past nine games have been decided by 10 points or fewer.
- Pitt has held 11 opponents to under 40.0 percent shooting from the field this season. The Panthers are 18-5 under **Jeff Capel** when holding the opposition below 40.0 percent shooting. Capel-led teams are 110-15 when opponents shoot less than 40.0 percent from the field.
- The Panthers have held nine opponents to 60 points or fewer scored in a game this season. Pitt is 9-0 on the year and 16-0 under **Jeff Capel** when holding the opposition to 60 points or fewer scored. The Panthers rank third in the ACC (37th in NCAA) in scoring defense at 62.9 points per game.
- Pitt is shooting 46.0 percent (259-of-563) from the field and averaging 36.2 points per game in the second half of play. The Panthers averaging just 29.9 ppg. on 37.8 percent (227-of-600) shooting from the field in the opening 20 minutes of play.
- Pitt ranks second in the ACC and 28th nationally with a +3.33 turnover margin. The Panthers have forced more turnovers than they have committed in 16 games. Pitt has not committed more turnovers than its opponent has since the Kansas State game Nov. 25.

PANTHER SPOTLIGHTS



- **Au'Diese Toney** is averaging 17.0 points and 4.7 rebounds per game over the past three contests. He is 20-of-35 (.571) from the field, including 5-of-8 (.625) from three-point range, in that span.

- The backcourt trio of **Trey McGowens** (12.5 ppg.), **Xavier Johnson** (11.7 ppg.) and **Ryan Murphy** (10.1 ppg.) combine to average 34.3 points per game. The group has accounted for 51.7 percent (721-of-1395) of the team's scoring with a combined 40 double-figure scoring efforts. The trio was limited to a season-low 11 points in Tuesday's loss at No. 9 Duke.
- **Justin Champagnie**, one of the top freshman in the ACC, ranks seventh among conference freshmen in scoring (11.6 ppg.) and third in rebounds (7.0 rpg.). He has scored in double figures 14 times, including three 20+ point games. Champagnie has led the Panthers in rebounds in 11 of the past 12 games.
- **Xavier Johnson** is one of four players in the ACC (joined by Tre Jones, Duke, Markell Johnson, NC State and Kihei Clark, Virginia) averaging at least 10.0 points, 3.5 rebounds and 5.0 assists per game. He is currently averaging 11.7 points, 3.9 rebounds and 5.2 assists per game.
- **Au'Diese Toney** is shooting 57.1 percent (48-of-84) from the field over his past 13 games after starting the season 8-of-31 (.258) from the field.
- **Trey McGowens** has collected two or more steals in eight of the past 10 games and 12 times overall on the season. McGowens ranks third in the ACC with 1.91 steals per game.
- **Eric Hamilton** and **Terrell Brown** combine to average 11.3 points, 6.9 rebounds and 2.1 blocks per game, while shooting 64.2 percent (43-of-67) from the field and 73.5 percent (25-of-34) from the foul line in conference play.
- **Ryan Murphy** is averaging 11.8 points per game, while shooting 41.7 percent (30-of-72) from three-point range, in 13 games at the Petersen Events Center. He has made three or more three-pointers in a game seven times and has made 30 of his 39 threes at home.



- **Justin Champagnie** has scored in double figures in eight of the past 10 games and is averaging a team-high 13.6 points and 8.2 rebounds per game in that span.

2019-20 STATS COMPARISON

	Pitt	Miami
Points	66.4	71.7
Opp. Points	62.9	74.4
Rebounds	35.0	33.3
Opp. Rebounds	36.0	38.3
Off. Rebounds	11.7	8.7
Opp. Off. Rebounds	12.2	11.7
Field Goal Pct.	.417	.442
Opp. Field Goal Pct.	.412	.458
Three-Point Pct.	.302	.347
Opp. Three-Point Pct.	.331	.346
Three-Point FGs	5.4	7.3
Opp. Three-Point FGs	7.4	7.5
Free Throw Pct.	.722	.742
Opp. Free Throw Pct.	.684	.690
Free Throws Made	14.6	12.1
Opp. Free Throws Made	9.5	9.3
Personal Fouls	15.6	13.9
Assists	12.4	10.4
Opp. Assists	13.0	16.2
Turnovers	12.2	12.2
Opp. Turnovers	15.6	12.3
Blocked Shots	3.6	3.7
Opp. Blocked Shots	3.7	4.5
Steals	7.5	5.9
Opp. Steals	5.2	6.4

LAST TIME OUT

- Pitt used a 23-8 second half run to trim an 18-point deficit to three with 4:28 remaining before falling to No. 9 Duke, 79-67, at Cameron Indoor Stadium Tuesday night.
- **Au'Diese Toney** scored a game-high 27 points on 11-of-19 shooting from the field, including 3-of-4 from three-point range, in the contest. He had four dunks and added four rebounds, while setting career highs in points, field goals and three-point field goals.
- Toney went 8-of-9 from the field with a pair of three-point field goals and scored 19 of Pitt's 33 points in the second half.
- **Justin Champagnie** continued his strong play with 13 points and seven rebounds, while playing all 40 minutes despite experiencing flu-like symptoms throughout the day.
- **Abdoul Karim Coulibaly** came off the bench to contribute eight points, four rebounds and an assist in a season-high 21:52 of action, while **Xavier Johnson** added nine points, four rebounds and three assists.
- Pitt's backcourt trio of Johnson, **Trey McGowens** and **Ryan Murphy** was held to a season-low 11 points on 3-of-18 (.167) shooting from the field.
- The Panthers shot 52.0 percent (13-of-25) from the field in the second half. Pitt went just 1-of-6 from the field over the final 4:28 as the Blue Devils closed the game on an 11-2 run.

Pitt Leaders

Points	Au'Diese Toney (27)
Rebounds	Justin Champagnie (7)
Assists	Trey McGowens (6)
Steals	Champagnie, McGowens, Toney, Murphy (1)
Blocks	Justin Champagnie (1)

#ZOOERA CONTINUES

- Jeff Capel was announced as the 16th head coach in program history March 28, 2018. He owns a 189-137 record as a head coach with three NCAA Tournament appearances, including a trip to the Elite Eight in 2008.
- Capel has helped secure six top-10 recruiting classes and commitments from 23 McDonald's All-America selections in his career.

FAMILY AFFAIR

- Head coach Jeff Capel is joined on the coaching staff by his younger brother Jason Capel. They are the first brother coaching combination in the ACC since Seth Greenberg and Brad Greenberg were together on the staff at Virginia Tech from 2003-07.

SEASONED STAFF

- Head coach Jeff Capel has assembled an impressive coaching staff featuring three former Division I head coaches - Tim O'Toole (Fairfield - 1998-2006), Milan Brown (Holy Cross - 2010-15 & Mount St. Mary's - 2003-10) and Jason Capel (Appalachian State - 2010-13). Pitt and Iowa are the only programs in the country with three former head coaches serving as full-time assistant coaches.
- Capel tapped into long-standing relationships when assembling his assistant coaches. O'Toole was an assistant coach at Duke during his playing days, while Brown's first coaching job was as an assistant at Old Dominion for Jeff Capel II.

Former Head Coaches on Staff

Rk	School	Total
1.	Pitt	3
	Tim O'Toole - Fairfield	
	Milan Brown - Mount St. Mary & Holy Cross	
	Jason Capel - Appalachian State	
	Iowa	3
	Kirk Speraw - Central Florida	
	Sherman Dillard - Indiana State & James Madison	
	Billy Taylor - Lehigh	
3.	Creighton	2
	Steve Merfeld - Hampton & Evansville	
	Paul Lusk - Missouri State	
	Michigan State	2
	Dane Fife - IPFW	
	Mike Garland - Cleveland State	
	Minnesota	2
	Rob Jeter - Milwaukee	
	Ed Conroy - The Citadel & Tulane	
	Oklahoma State	2
	Scott Sutton - Oral Roberts	
	John Cooper - Miami [OH] & Tennessee State	
	South Carolina	2
	Perry Clark - Texas A&M-CC, Miami [FL] & Tulane	
	Chuck Martin - Marist	
	Tulane	2
	Ray McCallum - Ball State, Houston & Detroit	
	Kevin Johnson - Centenary	
	Washington	2
	Cameron Dollar - Seattle	
	Dave Rice - UNLV	

HOME COURT ADVANTAGE

- Pitt has compiled a 260-63 (.805) record, including a 157-10 (.940) ledger in non-conference play, at the Petersen Events Center.
- Pitt is 24-25 (.490) versus teams ranked in the top 25 of the AP Poll at the Petersen Events Center, with a 14-8 (.636) mark against top-10 teams and a 9-3 (.750) ledger versus teams ranked in the top-5.

NCAA • Homecourt Wins since 2002-03 Season

Rk	Team	Wins
1.	Kansas	277
2.	Memphis	273
3.	Kentucky	269
4.	Duke	267
5.	Syracuse	266
6.	Pitt	260
7.	Creighton	257
8.	Wisconsin	253
9.	Michigan State	252
10.	Gonzaga	244

through Jan. 30

SOPHOMORE SCORERS

- Xavier Johnson and Trey McGowens continue to climb the Pitt sophomore scoring charts. Johnson ranks eighth in program history in total points through sophomore season, while McGowens is closing in on the top 15.
- Johnson (42) and McGowens (32) have combined for 74 double-figure scoring games over the past two seasons.

Pitt • Top Scoring Marks Through Sophomore Season

Rk	Player, Years	Points (Games)
1.	DeJuan Blair, 2007-09	979 (72)
2.	Charles Smith, 1984-86	896 (58)
3.	Sam Clancy, 1977-79	825 (58)
4.	Jerome Lane, 1985-87	786 (62)
5.	Larry Harris, 1974-76	781 (55)
6.	Chris Taft, 2003-05	778 (65)
7.	Clyde Vaughan, 1980-82	769 (61)
8.	Xavier Johnson, 2018-p.	758 (54)
9.	Jason Matthews, 1987-89	743 (61)
10.	Demetrius Gore, 1984-86	734 (58)
11.	Julius Page, 2000-02	725 (68)
12.	Ricardo Greer, 1997-99	699 (56)
13.	Ashton Gibbs, 2008-10	685 (69)
	Carl Krauser, 2002-04	685 (64)
15.	Jerry McCullough, 1991-93	673 (61)
	Trey McGowens, 2018-p.	647 (54)

TWO-WAY TREY

- Trey McGowens is averaging 12.5 points, 3.6 rebounds, 3.3 assists and 1.91 steals per game. He has led the team in scoring seven times and leads the team with 15 double figures scoring games.
- McGowens ranks among the ACC leaders in free throw percentage (14th), assists (14th), assist-to-turnover ratio (15th) and steals (T-3rd).
- McGowens posted 25 points, eight rebounds, five assists and four steals in a road win over Robert Morris. He became the first Panther since the 1997-98 season to post at least 25 points, five rebounds, five assists and four steals in a game.
- McGowens recorded 24 points, six rebounds, eight assists and four steals in a road win over North Carolina. He knocked down four three-point field goals and scored 17 points in the second half.
- McGowens registered 24 points, four rebounds and two steals in an overtime loss to Louisville.

PITT SEASON & CAREER TOTALS

	2019-20	Career
Double-Figure Scoring Games		
Xavier Johnson	14 (10-4)	42 (24-18)
Trey McGowens	15 (10-5)	32 (20-12)
Ryan Murphy	11 (8-3)	16 (9-7)
Terrell Brown	2 (1-1)	16 (7-9)
Au'Diese Toney	7 (6-1)	16 (12-4)
Eric Hamilton	5 (4-1)	13 (11-2)
Justin Champagnie	14 (9-5)	14 (9-5)
Kene Chukwuka	-	2 (1-1)
30+ Point Games		
Trey McGowens	-	2 (2-0)
Xavier Johnson	-	1 (0-1)
20+ Point Games		
Xavier Johnson	2 (2-0)	11 (7-4)
Trey McGowens	3 (2-1)	7 (6-1)
Justin Champagnie	3 (3-0)	3 (3-0)
Ryan Murphy	1 (0-1)	2 (0-2)
Au'Diese Toney	1 (0-1)	2 (1-1)
10+ Rebound Games		
Justin Champagnie	5 (3-2)	5 (3-2)
Eric Hamilton	2 (2-0)	3 (3-0)
Terrell Brown	-	1 (1-0)
Au'Diese Toney	-	1 (0-1)
10+ Assist Games		
Xavier Johnson	1 (1-0)	3 (3-0)
Double-Doubles		
Justin Champagnie	4 (3-1)	4 (3-1)
Eric Hamilton	2 (2-0)	3 (3-0)
Xavier Johnson	-	2 (2-0)
3+ Three-Point FG Games		
Ryan Murphy	7 (5-2)	11 (6-5)
Xavier Johnson	1 (1-0)	5 (2-3)
Trey McGowens	2 (2-0)	3 (3-0)
Justin Champagnie	3 (3-0)	3 (3-0)
Au'Diese Toney	1 (0-1)	1 (0-1)
Scoring Leaders		
Xavier Johnson	4 (3-1)	16 (6-10)
Trey McGowens	7 (4-3)	13 (12-6)
Justin Champagnie	6 (5-1)	6 (5-1)
Ryan Murphy	4 (2-2)	5 (2-3)
Terrell Brown	1 (1-0)	3 (1-2)
Eric Hamilton	1 (1-0)	3 (2-1)
Au'Diese Toney	1 (0-1)	1 (0-1)
Rebounding Leaders		
Au'Diese Toney	4 (2-2)	17 (9-8)
Justin Champagnie	13 (6-7)	13 (6-7)
Terrell Brown	1 (1-0)	13 (2-11)
Eric Hamilton	5 (4-1)	11 (9-2)
Xavier Johnson	-	5 (1-4)
Kene Chukwuka	-	4 (2-2)
Trey McGowens	1 (1-0)	2 (2-0)
Samson George	-	1 (0-1)
Assists Leaders		
Xavier Johnson	15 (10-5)	40 (21-19)
Trey McGowens	7 (4-3)	11 (5-6)
Ryan Murphy	3 (2-1)	3 (2-1)
Au'Diese Toney	1 (0-1)	1 (0-1)
Terrell Brown	-	1 (1-0)
Kene Chukwuka	-	1 (1-0)
Record in such games in ()		

STREAKS

Overall	Lost 2
Unranked teams anywhere	Lost 1
Ranked teams anywhere	Lost 7
Home	Won 2
Home ACC	Won 2
Home non-conference	Won 6
Home unranked non-conference	Won 6
Home ranked teams	Lost 3
Home unranked teams	Won 2
Road	Lost 3
Road ACC	Lost 3
Road ranked teams	Lost 20
Road unranked teams	Lost 2
Neutral	Won 2
Neutral ranked teams	Lost 5
Neutral unranked teams	Won 2

Consecutive Made Free Throws (active streak)

Ryan Murphy	6
Trey McGowens	6
Eric Hamilton	5
Kene Chukwuka	4
Justin Champagnie	4
Au'Diese Toney	4
Xavier Johnson	2
Terrell Brown	1
Samson George	1

Consecutive Games (Played) with a Three-Point Field Goal

Au'Diese Toney	3
Justin Champagnie	1

Games Played	2019-20	Career
Eric Hamilton	21 (13-8)	103 (80-23)
Terrell Brown	21 (13-8)	85 (35-50)
Kene Chukwuka	-	63 (22-41)
Xavier Johnson	21 (13-8)	54 (27-27)
Trey McGowens	21 (13-8)	54 (27-27)
Au'Diese Toney	19 (12-7)	51 (26-25)
Ryan Murphy	21 (13-8)	40 (18-22)
Samson George	3 (2-1)	23 (10-13)
Justin Champagnie	21 (13-8)	21 (13-8)
Anthony Starzynski	3 (2-1)	14 (10-4)
Abdoul Karim Coulibaly	14 (9-5)	14 (9-5)
Onyebuchi Ezeakudo	11 (8-3)	13 (9-4)
Gerald Drumgoole, Jr.	9 (5-4)	9 (5-4)
Curtis Aiken, Jr.	2 (2-0)	2 (2-0)
KJ Marshall	1 (1-0)	1 (1-0)
Chayce Smith	1 (1-0)	1 (1-0)

Starts	Consecutive	Career
Xavier Johnson	54 (27-27)	54 (27-27)
Trey McGowens	10 (5-5)	52 (25-27)
Au'Diese Toney	5 (2-3)	41 (20-21)
Terrell Brown	-	37 (10-27)
Kene Chukwuka	-	30 (13-17)
Ryan Murphy	-	17 (8-9)
Eric Hamilton	14 (8-6)	16 (9-7)
Justin Champagnie	11 (6-5)	16 (11-5)
Gerald Drumgoole, Jr.	-	1 (1-1)

Record in such games at Pitt in ()

- McGowens came off the bench to score a team-high 18 points and match a career best with four threes in a win over Northern Illinois.
- The Panthers are 20-12 over the past two seasons when McGowens scores in double figures, including a 6-1 mark when he scores 20 or more points.
- McGowens has collected two or more steals in a game 28 times in his career, including 12 times this season. He ranks seventh in the Pitt career record books with 1.93 steals per game.
- McGowens recorded two steals in the win over Boston College to become the 32nd player in program history to record 100 or more steals.

Pitt • 25+ Pts, 5+ Rebs, 5+ Asts, 4+ Stls Games since 1986-87

Player, Opponent, Date	Pts/Rebs/Asts/Stls
Trey McGowens, at Robert Morris, 11/12/19	25/8/5/4
Vonteego Cummings, St. John's, 1/22/98	27/7/6/4
Vonteego Cummings, at Georgetown, 2/17/98	32/5/8/4
Vonteego Cummings, vs. Villanova, 3/4/98	37/6/6/5
Darelle Porter, vs. Georgia Tech, 12/4/89	25/6/5/5

Pitt • Career Steals Per Game Leaders (minimum 50 games)

Rk	Player, Years	GM	STLS	SPG
1.	Kellii Taylor, 1995-99	79	202	2.56
2.	Brandin Knight, 1999-02	127	298	2.35
3.	Jerry McCullough, 1991-96	111	257	2.32
4.	Vonteego Cummings, 1995-98	103	235	2.28
5.	Carlton Neverson, 1978-80	89	194	2.18
6.	Lennie McMillian, 1979-80	59	115	1.95
7.	Trey McGowens, 2018-p.	54	104	1.93
8.	Ricardo Greer, 1997-00	117	196	1.68
9.	Dwayne Wallace, 1978-82	101	169	1.67
10.	DeJuan Blair, 2007-09	72	116	1.61

X GON' GIVE IT TO YA

- **Xavier Johnson** has scored in double figures in 42 of 54 career games and is averaging 14.0 points, 3.9 rebounds and 4.8 assists per game. Vonteego Cummings (1995-99) and Carl Krauser (2002-06) are the only players to average at least 10.0 points, 4.0 rebounds and 4.0 assists in their careers.
- Johnson is one of four players in the ACC averaging at least 10.0 points, 3.5 rebounds and 5.0 assists per game.
- Johnson has recorded five or more assists 13 times and is fifth in the ACC with 5.2 assists per game. He also ranks among the league leaders in assist-to-turnover ratio (13th - 1.45:1) and minutes (12th - 33.44 mpg.).
- Johnson dished out 10 assists in a win over Boston College for his third career double digit assist game.
- Johnson matched a season-high with 20 points in a home win over North Carolina. He went 10-of-12 from the foul line and added six rebounds, six assists and two steals.
- Johnson had 20 points on 8-of-14 shooting from the field to go along with eight assists in a win over Rutgers.
- Johnson was named to the Fort Myers Tip-Off all-tournament team after averaging 11.5 points, 6.0 rebounds and 4.0 assists per game in wins over Kansas State and Northwestern.

ACC • Players Averaging 10.0+ PPG, 3.5+ RPG, 5.0+ APG

Player, Team	PPG	RPG	APG
Tre Jones, Duke	14.9	4.0	6.8
Markell Johnson, NC State	13.2	4.5	6.5
Xavier Johnson, Pitt	11.7	3.9	5.2
Kihei Clark, Virginia	10.3	4.5	5.9

JUST-IN TIME

- **Justin Champagnie** has scored in double figures 14 times and is third on the team in scoring (11.6 ppg.).
- Champagnie has grabbed seven or more rebounds 12 times and leads the Panthers (15th in the ACC) in rebounding at 7.0 rpg. He has a team-best five double figure rebounding games and has led Pitt in rebounds 13 times.
- Champagnie was named ACC Freshman of the Week (Jan. 27) after averaging 15.5 points and 9.5 rebounds per game, while shooting 65.0 percent (13-of-20) from the field in a pair of games against Boston College and at Syracuse.
- Champagnie posted his team leading fourth double-double with 17 points and 10 rebounds in a win over Boston College. He went 8-of-14 from the field and sealed the win with a steal in the closing seconds of play.
- Champagnie recorded a double-double, finishing with 11 points and 11 rebounds, in an overtime loss to Louisville.
- Champagnie scored a season-high 22 points, including 16 in the second half of play, while adding eight rebounds and two blocks in a road win over North Carolina. He knocked down four three-pointers in a span of 3:52 in the second half to help erase a nine-point halftime deficit.
- Champagnie registered 21 points to go along with six rebounds and three steals in a win over Canisius. He went 7-of-9 from the field, including 5-of-6 from three-point range, in the contest.
- Champagnie recorded 21 points to go along with six rebounds in the title game of the Fort Myers Tip-Off. He was named MVP of the event after leading the Panthers to wins over Kansas State and Northwestern.
- Champagnie grabbed a defensive rebound in the final 30 seconds versus Monmouth to record a double-double in his first career start. He finished with 12 points and 10 rebounds in the win.

ACC • Freshmen Scoring Leaders

Rk	Player, School	PPG
1.	Cole Anthony, North Carolina	19.1
2.	Landers Nolley, Virginia Tech	17.7
3.	Vernon Carey, Duke	17.4
4.	Jay Heath, Boston College	12.4
5.	Cassius Stanley, Duke	12.2
6.	Joe Girard, Syracuse	11.8
7.	Justin Champagnie, Pitt	11.6
8.	Matthew Hurt, Duke	11.3
9.	Armando Bacot, North Carolina	10.7
10.	Nathiem Alleyne, Virginia Tech	9.5

ACC • Freshmen Rebounding Leaders

Rk	Player, School	RPG
1.	Vernon Carey, Duke	8.5
2.	Armando Bacot, North Carolina	8.1
3.	Justin Champagnie, Pitt	7.0
4.	Tyrece Radford, Virginia Tech	6.5
5.	Cole Anthony, North Carolina	6.3

Pitt • Top Rebounding Averages 6-6 & Under (since 1989-90)

Rk	Player, Year	Height	RPG
1.	Ricardo Greer 1999-00	6-5	9.8
2.	Brian Shorter, 1989-90	6-6	9.4
3.	Ricardo Greer, 2000-01	6-5	7.4
	Chad Varga, 1994-95	6-6	7.4
5.	Justin Champagnie, 2019-20	6-6	7.0
6.	Ricardo Greer, 1997-98	6-5	6.7
7.	Ricardo Greer, 1998-99	6-5	6.5
	Nasir Robinson, 2011-12	6-5	6.5
9.	Brian Shorter, 1990-91	6-6	6.4
10.	Chad Varga, 1995-96	6-6	6.3

Pitt • Freshmen to Lead the Team in Rebounds

Player, Year	RPG
Mel Bennett, 1974-75	10.2
Michael Rice, 1976-77	8.0
Sam Clancy, 1977-78	12.1
Charles Smith, 1984-85	8.0
Chris Taft, 2003-04	7.5
DeJuan Blair, 2007-08	9.1
Steven Adams, 2012-13	6.3
Shamiel Stevenson, 2017-18	4.4
Au'Diese Toney, 2018-19	5.6
Justin Champagnie, 2019-20	7.0

Pitt • Freshmen Rebounding Leaders

Rk	Player, Year	RPG
1.	Sam Clancy, 1977-78	12.1
2.	Mel Bennett, 1974-75	10.2
3.	DeJuan Blair, 2007-08	9.1
4.	Charles Smith, 1984-85	8.0
5.	Chris Taft, 2003-04	7.5
6.	Justin Champagnie, 2019-20	7.0
7.	Ricardo Greer, 1997-98	6.7
8.	Steven Adams, 2012-13	6.3
9.	Au'Diese Toney, 2018-19	5.6
10.	Jerome Lane, 1985-86	5.1

TONY COMING ON STRONG

- Au'Diese Toney has rebounded from a slow start to the season and is currently averaging 8.4 points and 4.9 rebounds per game.
- Toney is averaging 12.4 points and 5.1 rebounds per game, while shooting 59.0 percent (36-of-61) from the field over the past 10 games.
- Toney posted a career-high 27 points on 11-of-19 shooting from the field at No. 9 Duke. He also established career bests in field goals, field goal attempts, three-point field goals (three) and minutes played (40).
- Toney scored 16 points on 7-of-9 shooting from the field in the win over Boston College.
- Toney went 3-of-4 from the field and 7-of-7 from the foul line in a 13-point effort against Canisius.

MURPHY MAKING HIS MARK

- Ryan Murphy has scored in double figures in 11 games and is fourth on the team in scoring at 10.1 points per game.
- Murphy came off the bench to score a career-high 28 points to go along with five rebounds, three assists and two steals against Nicholls State. He went 10-of-17 from the field, including 4-of-7 from three-point range, and 4-of-6 from the foul line in the contest. The 28 points off the bench was the second most in program history.
- Murphy is 13th in the ACC with 1.86 three-point field goals per game. He has made three or more three-pointers in a game seven times.
- Murphy made all three three-point attempts and knocked down a 17-foot pull-up with four seconds remaining in Pitt's 74-72 win over Boston College.

Pitt • Top Scoring Games off the Bench

Rk	Player, Opponent, Date	Pts
1.	Clyde Vaughan, vs. JMU, 12/20/80	29
2.	Ryan Murphy, vs. Nicholls State, 11/9/19 Jason Maile, vs. St. John's, 3/9/95	28
4.	Bob McFarland, at Miami [Fla.], 1/6/68 Sammie Ellis, vs. Rio Grande, 11/29/78 Ashton Gibbs, at St. John's, 2/19/11 Mark McCarroll, Georgia, 12/30/03	26

WHAT CAN BROWN DO FOR YOU?

- Terrell Brown recorded five blocked shots against Nicholls State and Robert Morris. He has recorded four or more blocks in a game four times this season and 14 times in his career.
- Brown is shooting 76.5 percent (26-of-34) from the field in ACC play. He is 12-of-14 (.857) from the field over the past four games.
- Brown is averaging 1.69 blocks per game for his career, tied for fifth-best in program history. He ranks fourth in the Pitt record books with 144 career blocked shots.
- Brown went 5-of-6 from the field and finished with 11 points and seven rebounds (four offensive boards) at Syracuse.
- Brown had 10 points on 5-of-6 shooting from the field at Miami.
- Brown came off the bench to score 13 points in a season opening win over Florida State. He went 4-of-5 from the field and 5-of-6 from the foul line in the contest.
- Brown made nine consecutive field goal attempts over the first three games of the season, tied for ninth-best in program history.

Pitt • Career Blocks Per Game

Rk	Player, Years	GM	BLKS	BPG
1.	Charles Smith, 1984-88	122	346	2.84
2.	Eric Mobley, 1991-94	88	184	2.09
3.	Mark Blount, 1995-97	56	105	1.88
4.	Attila Cosby, 1997-99	55	96	1.75
5.	Terrell Brown, 2017-p. Chris Taft, 2003-05	85	144	1.69
7.	Jaime Peterson, 1993-95	54	89	1.65
8.	Sam Clancy, 1977-81	116	170	1.47
9.	Isaac Hawkins, 1996-01	118	143	1.21
10.	Aaron Gray, 2003-07	113	130	1.15

Pitt • Career Blocks

Rk	Player, Years	Blocks
1.	Charles Smith, 1984-88	346
2.	Eric Mobley, 1991-94	184
3.	Sam Clancy, 1977-81	170
4.	Terrell Brown, 2017-p.	144
5.	Isaac Hawkins, 1996-01	143

Pitt • Consecutive Field Goals Made

Rk	Player, Date	FG
1.	Ryan Luther, 12/10/16-12/21/16	15
2.	Charles Smith, 1/6/88-1/11/88	14
3.	Nasir Robinson, 1/28/12-1/30/12 Brian Shorter, 2/11/90-2/13/90 Eric Mobley, 11/27/93-12/1/93	13
6.	Aaron Gray, 2/16/06-2/15/06	11
7.	Dante Taylor, 2/26/12-2/29/12	10
	Mark McCarroll, 12/30/03	10
9.	6x; last by Terrell Brown, 11/6/19-11/12/19	9

HAMILTON ON THE BOARDS

- Eric Hamilton has grabbed eight or more rebounds five times, including 12 rebounds in wins over Kansas State and Northwestern.
- Hamilton went 5-of-7 from the field and finished with 12 points and eight rebounds in a win over Arkansas Pine-Bluff.
- Hamilton posted a double-double in consecutive games in the championship rounds of the Fort Myers Tip-Off. He had 13 points and 12 rebounds against Kansas State and followed up with 10 points and 12 rebounds in a win over Northwestern.
- Hamilton also had double figure scoring games at Louisville (10) and against North Illinois (10).

2019-20 ACC / NCAA RANKS

Team	ACC Rank	NCAA Rank
Scoring Offense	66.4	13th
Scoring Defense	62.9	3rd
Scoring Margin	+3.5	9th
FG Pct.	.417	12th
Opp. FG Pct.	.412	8th
3-Pt. Pct.	.302	11th
3-Pt. FGs Per Game	5.4	13th
Opp. 3-Pt. Pct.	.331	10th
FT Pct.	.722	6th
Rebound Margin	-1.0	13th
Assists	12.4	11th
Assist/Turnover Ratio	1.01:1	10th
Blocked Shots	3.6	10th
Steals	7.5	5th
Turnovers Per Game	12.3	6th
Turnover Margin	+3.3	2nd

Individual

	ACC Rank	NCAA Rank
--	----------	-----------

Rebounds

Justin Champagnie	7.0	15th	-
-------------------	-----	------	---

Defensive Rebounds

Justin Champagnie	4.90	13th	-
-------------------	------	------	---

Offensive Rebounds

Justin Champagnie	2.10	15th	-
-------------------	------	------	---

Free Throw Percentage

Xavier Johnson	.741	T-11th	-
Trey McGowens	.734	14th	-

Three-Point Field Goals Per Game

Ryan Murphy	1.86	13th	-
-------------	------	------	---

Assists

Xavier Johnson	5.2	5th	47th
Trey McGowens	3.3	14th	-

Assist-to-Turnover Ratio

Xavier Johnson	1:43:1	13th	-
Trey McGowens	1:25:1	15th	-

Steals

Trey McGowens	1.90	3rd	59th
---------------	------	-----	------

Blocked Shots

Terrell Brown	1.81	4th	54th
---------------	------	-----	------

Minutes

Xavier Johnson	33.55	13th	179th
----------------	-------	------	-------

ACC/NCAA rankings through games on Jan. 30

HONORS & AWARDS

Justin Champagnie	ACC Freshman of the Week (Jan. 27) Fort Myers Tip-Off MVP Fort Myers Tip-Off All-Tournament Team
Eric Hamilton	Pitt Student-Athlete of the Week (Dec. 2)
Xavier Johnson	Fort Myers Tip-Off All-Tournament Team
Trey McGowens	Pitt Student-Athlete of the Week (Jan. 14)

GETTING DEFENSIVE

- Pitt ranks third in the ACC (37th in the NCAA) in scoring defense at 62.9 points per game. The Panthers have held the opposition to 60 points or fewer nine times.
- Pitt held North Carolina to an opponent season-low 31.7 percent shooting from the field in a 66-52 win at the Petersen Events Center. The 52 points is tied for the third fewest allowed in an ACC game by the Panthers.
- The Panthers limited Arkansas Pine Bluff to 41 points on 32.6 percent shooting from the field, while also forcing 22 turnovers. The 41 points scored is tied for the ninth-lowest total by a Pitt opponent since the 1954-55 season.
- Pitt forced a season-high 27 turnovers and posted a 32-17 advantage in points off turnovers in a win over Binghamton.

Pitt • Fewest Points Allowed in an ACC Game (since 2013-14)

Rk	Opponent, Date	Pts
1.	Clemson, 1/21/14	43
2.	Virginia, 2/2/14	48
3.	North Carolina, 1/18/20 at Syracuse, 2/20/16	52
5.	Notre Dame, 3/9/19	53

Pitt • Fewest Points Allowed in a Game (since 1954-55)

Rk	Opponent, Date	Pts
1.	New Hampshire, 12/4/09	32
2.	Savannah State, 12/1/01	35
3.	Ohio Northern, 11/30/74	36
4.	Penn State, 12/6/03	37
5.	New Hampshire, 12/27/03	38
6.	Carnegie Mellon, 12/16/96 Holy Cross, 12/23/14	39
8.	Bethune-Cookman, 12/15/12	40
9.	5x; last Arkansas Pine Bluff, 11/21/19	41

ACC REGULAR SEASON SWEEP

- Pitt posted a pair of wins over North Carolina to secure the program's sixth regular season sweep of a conference opponent since joining the ACC.
- The Panthers overcame a nine-point deficit to post a 73-65 win in the first meeting in Chapel Hill.
- Pitt jumped out to a 20-point halftime lead, its largest against an ACC opponent since joining the conference in 2013-14, en route to a 66-52 win over the Tar Heels at the Petersen Events Center.

Pitt • ACC Regular Season Series Sweeps (since 2013-14)

Opponents	Season
Maryland, Clemson	2013-14
Boston College, Syracuse	2014-15
Syracuse	2015-16
North Carolina	2019-20

Pitt • Largest Halftime Lead in an ACC Game

Rk	Opponent, Date	Halftime	Final
1.	North Carolina, 1/18/20	+20 (43-23)	66-52
2.	Clemson, 1/21/14	+17 (37-20)	76-43
3.	vs. Boston College, 3/12/19	+15 (36-21)	80-70
4.	North Carolina, 2/14/15 vs. Wake Forest, 2/13/14 Wake Forest, 1/11/14	+14 (48-34) +14 (39-25) +14 (40-26)	89-76 84-55 80-65
7.	at Wake Forest, 2/22/17	+12 (36-24)	59-63
8.	Virginia Tech, 2/14/17	+11 (40-29)	63-66
9.	Louisville, 1/9/19 NC State, 1/24/18 vs. North Carolina, 3/14/14	+10 (38-28) +10 (43-33) +10 (36-26)	89-86 68-72 80-75

SNAPPING THE ACC ROAD SKID

- Pitt ended a 22-game conference road losing streak that dated back to Feb. 8, 2017 with a 73-65 win at North Carolina.
- The Panthers overcame a 14-point first half deficit and an nine-point halftime deficit to win by eight points. The 17-point turnaround in the second half is the eighth largest turnaround in a road game in program history and also the ninth largest turnaround in a conference game overall.
- Pitt's win snapped a 109 consecutive game home winning streak for North Carolina when leading by five or more points at halftime.
- **Trey McGowens** (24), **Justin Champagnie** (22) and **Xavier Johnson** (17) combined for 63 of the Panthers' 73 points.
- The loss marked only the 16th time in 35 years North Carolina lost at the Smith Center when leading at the half.
- The nine-point deficit is the third largest halftime deficit overcome by an opponent at the Smith Center and the largest overcome by a North Carolina opponent since Jan. 8, 2003.

Pitt • Largest Halftime Turnaround in a Road Game

Rk	Opponent, Date	Halftime	Final	Turn
1.	at St. Francis [Pa.], 12/5/83	-12 (47-35)	94-80	+26
2.	at Duquesne (2OT), 12/2/09	-13 (33-20)	67-58	+22
3.	at Connecticut, 1/22/05	-11 (43-32)	76-66	+21
4.	at NC State, 1/4/04 at Syracuse, 2/10/02	-8 (34-26) -8 (35-27)	74-62 75-63	+20 +20
6.	at Georgetown, 2/24/04 at West Virginia, 2/16/02	-8 (28-20) -8 (45-37)	68-58 85-75	+18 +18
8.	at North Carolina, 1/8/20	-9 (37-28)	73-65	+17

Pitt • Largest Halftime Turnaround in a Conference Game

Rk	Opp. (Conference), Date	Halftime	Final	Turn
1.	at Connecticut (BEC), 1/22/05	-11 (43-32)	76-66	+21
	West Virginia (E8), 2/21/81	-4 (29-25)	81-64	+21
3.	at NC State (ACC), 1/4/04 at Syracuse (BEC), 2/10/02	-8 (34-26) -8 (35-27)	74-62 75-63	+20 +20
5.	Villanova (BEC), 3/6/04 Notre Dame (BEC), 1/31/09	-5 (22-17) -6 (45-39)	59-45 93-80	+19 +19
7.	at Georgetown (BEC), 2/24/04 at West Virginia (BEC), 2/16/02	-8 (28-20) -8 (45-37)	68-58 85-75	+18 +18
9.	at N. Carolina (ACC), 1/8/20	-9 (37-28)	73-65	+17

KEEPING THEM OFF THE LINE

- The Panthers had a season-low seven fouls in a win over Northern Illinois. The Huskies were just 1-of-2 from the foul line in the contest. The one made free throw is tied for the second fewest by an opponent in program history, while the two attempts is tied for third fewest.
- Pitt held Binghamton to 1-of-5 shooting from the foul line, marking the second consecutive game the opposition made just one free throw.

Pitt • Opponent Fewest Made Free Throws

Rk	Opponent, Date	FTM
1.	North Florida, 12/8/12	0
2.	Binghamton, 12/20/19 Northern Illinois, 12/16/19 Albany, 11/28/03 William & Mary, 1/3/04 Connecticut, 1/31/87 Howard, 11/27/12 vs. Cincinnati, 12/17/13 Buffalo, 1/3/76	1 1 1 1 1 1 1 1

Pitt • Opponent Fewest Free Throw Attempts

Rk	Opponent, Date	FTA
1.	North Florida, 12/8/12	0
2.	Albany, 11/28/03	1
3.	Northern Illinois, 12/16/19 at Virginia, 3/4/17	2 2
5.	Miami (Fla.), 1/14/17 vs. Cincinnati, 12/17/13 Georgetown, 2/28/93 St. Francis [Pa.], 12/20/11 Howard, 11/27/12	3 3 3 3 3
10.	9x; last American, 12/22/10	4

FORT MYERS TIP-OFF TITLE

- Pitt posted wins over Monmouth, Arkansas Pine Bluff, Kansas State and Northwestern to claim the 2019 Rocket Mortgage Fort Myers Tip-Off championship. **Justin Champagnie** was named Most Valuable Player and was joined on the all-tournament team by **Xavier Johnson**.

FRESH STARTS

- **Gerald Drumgoole, Jr.** earned a starting spot against Florida State, becoming the 20th Pitt freshman to start a season opener.
- Last season, **Xavier Johnson**, **Trey McGowens** and **Au'Diese Toney** started the season opener to become the first threesome of Panther freshmen to start the season opener in program history.

FATHER-SON COACH COMBOS

- **Jeff Capel** is one of eight sons of former Division I head coaches serving in the same capacity in the NCAA this season.

Father-Son Division I Head Coach Combos

Father	Son (School)
Jeff Capel II	Jeff Capel III (Pitt)
Dick Bennett	Tony Bennett (Virginia)
Kermit Davis, Sr.	Kermit Davis, Jr. (Mississippi)
Charlie Spoonhour	Jay Spoonhour (Eastern Illinois)
Rick Pitino	Richard Pitino (Minnesota)
Ralph Willard	Kevin Willard (Seton Hall)
Tony Barone, Sr.	Brian Barone (SIUE)
Homer Drew	Scott Drew (Baylor)

FATHER-SON PITT COMBOS

- Redshirt freshman guard **Curtis Aiken, Jr.**, is the son of former Panther standout and current member of the Pitt radio broadcast team **Curtis Aiken**. The elder Aiken scored 1,200 career points for the Panthers from 1983-1987.
- Sophomore guard **Chayce Smith** joined the program as a walk-on prior to the 2019-20 season. He is the son of Pitt all-time leading scorer and 1988 NBA First Round Draft selection **Charles Smith** (third overall).

Father-Son Pitt Combos

Father (Years)	Son (Years)
Samuel David (1945-49)	Joey David (1983-86)
Brian Generalovich (1961-64)	Brock Generalovich (1989-93)
Gilbert Johnson (1988-90)	Cameron Johnson (2014-17)
Curtis Aiken (1983-87)	Curtis Aiken, Jr. (2018-p.)
Charles Smith (1984-88)	Chayce Smith (2019-p.)

PITT INKS THREE FOR 2020

- Pitt signed three outstanding high school prospects during the NCAA Division I Basketball early signing period. Pitt's current 2020 recruiting class of Max Amadasun, Noah Collier and John Hugley is ranked 10th in the ACC and 37th in the NCAA by 247 Sports.
- Amadasun, a 6-10, 230-pound center with a 7-1 wingspan from Dublin, Ireland by way of Nigeria, is highly regarded for his athleticism, shot blocking and rebounding ability. He played well this past summer for the New York Lightning on the Nike EYBL circuit averaging 6.2 points, 5.8 rebounds and 1.2 blocks per game, while shooting 57.0 percent from the field.
- Collier, a 6-8, 210-pound forward from the Westtown School, ranks among the top 150 players in the country according to Rivals.com. He is a versatile player with terrific athleticism and the ability to play multiple positions on the court. This summer, Collier averaged 8.1 points, 4.8 rebounds and 0.5 blocks per game in 17 Nike EYBL contests as a member of Team Final. As a junior, he earned second team Chester County All-Area honors after helping Westtown to a 22-10 record overall, including a 10-0 mark in the Friends School League.
- Hugley, a 6-9, 240-pound forward out of Ohio, is the top rated player in the Pitt class and the second top 100 player signed by Capel and his staff. He is a consensus four-star prospect and ranked 95th overall by Rivals.com. Hugley, a first team all-district and honorable mention All-Ohio selection as a junior, averaged 16.1 points, 12.6 rebounds and 1.9 blocks per game, while leading Brush to a 21-win season and district

finals appearance. This summer, he averaged 9.0 points and 6.5 rebounds per game while splitting time between All-Ohio Red and Indy Heat on the Nike EYBL circuit.

Hugley, an Ohio Mr Basketball candidate, is averaging 22.1 points, 13.3 rebounds, 3.0 assists and 1.6 blocks per game as a senior. He is currently listed No. 98 in the ESPN Top 100.

RAMON JOINS PITT STAFF

- Former Pitt standout **Ronald Ramon** has joined the Pitt Men's Basketball staff as an assistant director of operations. He assists the Pitt staff with recruiting visit logistics, alumni engagement and community service activities.
- Ramon recently concluded a professional career that included stints in Argentina, Brazil, Uruguay and Venezuela. He also represented the Dominican Republic in a number of international competitions including the 2014 FIBA World Cup and 2019 FIBA World Cup.
- A 2008 Pitt graduate, Ramon finished his collegiate career with 1,096 points, 254 rebounds, 339 assists and 100 steals, while helping the Panthers to a 101-35 record overall, four NCAA Tournament appearances and the 2008 Big East Tournament Championship. The Bronx, N.Y., native, remains ranked in the top 10 at Pitt in career three-point field goals (4th - 233), three-point attempts (4th - 590), three-point percentage (7th - .395) and assist-to-turnover ratio (5th - 2.04:1).
- Ramon averaged 6.8 points per game with 43 three-point field goals to earn Big East All-Freshman Team honors in 2005. He went on to average 8.0 or more points per game in each of

the next three seasons, including a career-best 8.8 points per game while shooting 45.1 percent (74-of-164) from three-point range as a junior.

PEC UPGRADES

- Already bolstered by the \$12.5 million addition of Pitt Studios in 2018, The Petersen Events Center now features: LED lighting throughout the entire building, a new state-of-the-art centerhung video board, two end zone replay/stats boards, free public WiFi and a dedicated media WiFi network, a new media suite, enhanced and expanded premium seating areas, new in venue dining options at the PEC Food Court, and improved directional signage and environmental branding.
- Back of the house upgrades include: men's and women's basketball locker room and lounge renovations, an enhancement of the teaching space with the creation of a theatre-style video room, expansion of the basketball office space with a new grand entrance as well as conference rooms for men's and women's basketball, redesign of areas around the locker rooms to create a more dynamic pathway to and from the main court.

PITT STATISTICAL LEADERS



SCORING
#2 Trey McGowens
12.5 ppg.



REBOUNDS
#11 Justin Champagnie
7.0 rpg.



ASSISTS
#1 Xavier Johnson
5.2 apg.



STEALS
#2 Trey McGowens
1.91 spg.



BLOCKS
#21 Terrell Brown
1.81 bpg.



3PT FIELD GOALS
#24 Ryan Murphy
39 3FG



MADE FREE THROWS
#2 Trey McGowens
69 FTM



FIELD GOAL PCT
#21 Terrell Brown
.573 (43-of-75)

2019-20 PITT MEN'S BASKETBALL ROSTER

Alphabetical

NO	NAME	POS	HT	WT	CL-EXP	HOMETOWN (HIGH SCHOOL / PREVIOUS COLLEGE)
14	Curtis Aiken, Jr.	G	6-1	200	R-FR-HS	Pittsburgh, Pa. (North Allegheny)
21	Terrell Brown	F/C	6-10	235	JR-2L	Providence, R.I. (Tilton School [N.H.])
11	Justin Champagnie	G/F	6-6	200	FR-HS	Brooklyn, N.Y. (Bishop Loughlin)
15	Kene Chukwuka	F	6-9	225	SR-2L	Stockholm, Sweden (Soderslatts Gymnasiet / New Mexico JC)
12	Abdoul Karim Coulibaly	F	6-8	215	FR-HS	Bamako, Mali (Scotland Campus [Pa.])
4	Gerald Drumgoole, Jr.	G/F	6-5	200	FR-HS	Rochester, N.Y. (La Lumiere [Ind.])
31	Onyebuchi Ezeakudo	G	6-0	180	SO-1L	Fort Wayne, Ind. (Homestead)
23	Samson George	F	6-7	220	JR-2L	Minna, Nigeria (First Love Christian Academy [Pa.] / Iona)
0	Eric Hamilton	F	6-9	230	GR-TR	Atlanta, Ga. (Duluth / Wichita State / UNC Greensboro)
3	Ithiel Horton	G	6-3	200	SO-TR	Vauxhall, N.J. (Roselle Catholic / Delaware)
1	Xavier Johnson	G	6-3	200	SO-1L	Woodbridge, Va. (Bishop O'Connell)
13	KJ Marshall	G	5-9	165	FR-HS	Reading, Pa. (Trinity Christian Academy [N.C.])
2	Trey McGowens	G	6-4	190	SO-1L	Pendleton, S.C. (Hargrave Military Academy [Va.])
24	Ryan Murphy	G	6-2	185	JR-TR	Calabasas, Calif. (Calabasas / Charlotte / New Mexico JC)
42	Chayce Smith	G	6-3	185	SO-HS	Mount Laurel, N.J. (The Kiski School [Pa.])
22	Anthony Starzynski	G	6-3	190	SR-2L	Pittsburgh, Pa. (Baldwin)
5	Au'Diese Toney	G/F	6-6	210	SO-1L	Huntsville Ala. (Trinity Christian Academy [N.C.])

Numerical

NO	NAME	POS	HT	WT	CL-EXP	HOMETOWN (HIGH SCHOOL / PREVIOUS COLLEGE)
0	Eric Hamilton	F	6-9	230	GR-TR	Atlanta, Ga. (Duluth / Wichita State / UNC Greensboro)
1	Xavier Johnson	G	6-3	200	SO-1L	Woodbridge, Va. (Bishop O'Connell)
2	Trey McGowens	G	6-4	190	SO-1L	Pendleton, S.C. (Hargrave Military Academy [Va.])
3	Ithiel Horton	G	6-3	200	SO-TR	Vauxhall, N.J. (Roselle Catholic / Delaware)
4	Gerald Drumgoole, Jr.	G/F	6-5	200	FR-HS	Rochester, N.Y. (La Lumiere [Ind.])
5	Au'Diese Toney	G/F	6-6	210	SO-1L	Huntsville, Ala. (Trinity Christian Academy [N.C.])
11	Justin Champagnie	G/F	6-6	200	FR-HS	Brooklyn, N.Y. (Bishop Loughlin)
12	Abdoul Karim Coulibaly	F	6-8	215	FR-HS	Bamako, Mali (Scotland Campus [Pa.])
13	KJ Marshall	G	5-9	165	FR-HS	Reading, Pa. (Trinity Christian Academy [N.C.])
14	Curtis Aiken, Jr.	G	6-1	200	R-FR-HS	Pittsburgh, Pa. (North Allegheny)
15	Kene Chukwuka	F	6-9	225	SR-2L	Stockholm, Sweden (Soderslatts Gymnasiet / New Mexico JC)
21	Terrell Brown	F/C	6-10	235	JR-2L	Providence, R.I. (Tilton School [N.H.])
22	Anthony Starzynski	G	6-3	190	SR-2L	Pittsburgh, Pa. (Baldwin)
23	Samson George	F	6-7	220	JR-2L	Minna, Nigeria (First Love Christian Academy [Pa.] / Iona)
24	Ryan Murphy	G	6-2	185	JR-TR	Calabasas, Calif. (Calabasas / Charlotte / New Mexico JC)
31	Onyebuchi Ezeakudo	G	6-0	180	SO-1L	Fort Wayne, Ind. (Homestead)
42	Chayce Smith	G	6-3	185	SO-HS	Mount Laurel, N.J. (The Kiski School [Pa.])

Pitt Staff

Head Coach: Jeff Capel (Duke, '97)

Associate Head Coach: Tim O'Toole (Fairfield, '87)

Assistant Coach: Milan Brown (Howard, '93)

Assistant Coach: Jason Capel (North Carolina, '02)

Director of Student-Athlete Development: Jason Richards (Davidson, '08)

Director of Basketball Operations: Brian Regan (St. Vincent College, '88)

Head Strength & Conditioning Coach: Garry Christopher (Baylor, '08)

Trainer: Jennifer Brown (Northwestern, '99)

Pronunciations

Justin CHAMPAGNIE	Sham-penny
ABDOUL KARIM COULIBALY	Ab-dool Ka-reem Cool-ih-ballee
KENE CHUKWUKA	Kenn-eh Chook-woo-ka
Gerald DRUMGOOLE, Jr.	Drum-ghoul
ONYEBUCHI EZEAKUDO	O-nee-boochee Ez-e-ah-kooduh
Trey MCGOWENS	Mic-Goww-ens
Anthony STARZYNSKI	Star-zin-ski
CHAYCE Smith	Chase
AU'DIESE Toney	Awe-Deace

TV / RADIO HEAD SHOT ROSTER



0
Eric Hamilton
 F • GR-TR • 6-9 • 210
 Atlanta, Ga.



1
Xavier Johnson
 G • SO-1L • 6-3 • 200
 Woodbridge, Va.



2
Trey McGowens
 G • SO-1L • 6-4 • 190
 Pendleton, S.C.




3
Ithiel Horton
 G • SO-TR • 6-3 • 200
 Vauxhall, N.J.



4
Gerald Drumgoole, Jr.
 G/F • FR-HS • 6-5 • 200
 Rochester, N.Y.



5
Au'Diese Toney
 G/F • SO-1L • 6-6 • 210
 Huntsville, Ala.



11
Justin Champagnie
 G/F • FR-HS • 6-6 • 200
 Brooklyn, N.Y.



12
Abdoul Karim Coulibaly
 F • FR-HS • 6-8 • 215
 Bamako, Mali



13
KJ Marshall
 G • FR-HS • 5-9 • 165
 Reading, Pa.



14
Curtis Aiken, Jr.
 G • R-FR-HS • 6-1 • 200
 Pittsburgh, Pa.




15
Kene Chukwuka
 F • SR-2L • 6-9 • 225
 Stockholm, Sweden



21
Terrell Brown
 F/C • JR-2L • 6-10 • 235
 Providence, R.I.




22
Anthony Starzynski
 G • SR-2L • 6-3 • 190
 Pittsburgh, Pa.




23
Samson George
 F • JR-2L • 6-7 • 220
 Minna, Nigeria



24
Ryan Murphy
 G • JR-TR • 6-2 • 185
 Calabasas, Calif.



31
Onyebuchi Ezeakudo
 G • SO-HS • 6-0 • 180
 Fort Wayne, Ind.



42
Chayce Smith
 G • SO-HS • 6-3 • 185
 Mount Laurel, N.J.



Jeff Capel
 Head Coach



Tim O'Toole
 Associate Head Coach



Milan Brown
 Assistant Coach



Jason Capel
 Assistant Coach



Jason Richards
 Director of SA
 Development




Brian Regan
 Director of Basketball
 Operations



Garry Christopher
 Strength &
 Conditioning Coach



Ronald Ramon
 Ast. Director of
 Basketball Operations



Robby Lane
 Graduate Manager



Jennifer Brown
 Athletic Trainer



ERIC HAMILTON | #0



GR-TR • F • 6-9 • 230

Atlanta, Ga. • Duluth / Wichita State / UNC Greensboro

2019-20 GAME-BY-GAME

Opponent	Date	GS	MIN	Total		3-Pointers		Free throws		Rebounds				PF	A	T/O	BLK	STL	PTS	AVG
				FG-FGA	PCT	3FG-3FGA	PCT	FT-FTA	PCT	OFF	DEF	TOT	AVG							
Florida St.	11/06/19	*	17:44	2-2	1.000	0-0	.000	2-3	.667	3	0	3	3.0	1	0	0	0	0	6	6.0
Nicholls St.	11/09/19	*	07:35	1-2	.500	0-0	.000	1-2	.500	2	0	2	2.5	0	0	2	1	1	3	4.5
at Robert Morris	11/12/19		02:27	0-0	.000	0-0	.000	0-0	.000	0	0	0	1.7	0	0	0	0	0	0	3.0
West Virginia	11/15/19		13:36	0-3	.000	0-0	.000	2-3	.667	0	1	1	1.5	2	0	0	0	1	2	2.8
Monmouth	11/18/19		06:30	1-1	1.000	0-0	.000	0-0	.000	1	0	1	1.4	1	0	1	0	1	2	2.6
Ark.-Pine Bluff	11/21/19		16:46	5-7	.714	0-0	.000	2-4	.500	3	5	8	2.5	4	0	1	0	1	12	4.2
vs Kansas St.	11/25/19		30:20	4-5	.800	0-1	.000	5-6	.833	4	8	12	3.9	2	0	2	0	1	13	5.4
vs Northwestern	11/27/19	*	26:55	4-6	.667	0-0	.000	2-4	.500	4	8	12	4.9	3	1	1	1	1	10	6.0
Rutgers	12/03/19	*	29:37	3-8	.375	0-0	.000	0-0	.000	4	4	8	5.2	1	1	0	3	1	6	6.0
at Louisville	12/06/19	*	22:50	5-8	.625	0-0	.000	0-0	.000	0	3	3	5.0	3	0	1	0	0	10	6.4
Northern Ill.	12/16/19	*	20:59	3-6	.500	0-0	.000	4-4	1.000	2	1	3	4.8	0	0	1	1	0	10	6.7
Binghamton	12/20/19	*	12:12	4-7	.571	0-0	.000	0-1	.000	1	2	3	4.7	1	0	1	0	0	8	6.8
Canisius	12/30/19	*	03:45	0-1	.000	0-0	.000	0-0	.000	1	1	2	4.5	0	1	1	0	1	0	6.3
Wake Forest	01/04/20	*	26:02	3-6	.500	0-1	.000	2-2	1.000	3	5	8	4.7	5	0	0	1	0	8	6.4
at North Carolina	01/08/20	*	19:22	1-2	.500	0-0	.000	4-4	1.000	1	1	2	4.5	4	0	2	0	0	6	6.4
at Miami (FL)	01/12/20	*	13:36	0-2	.000	0-0	.000	0-0	.000	1	2	3	4.4	1	0	0	0	0	0	6.0
Louisville	01/14/20	*	18:17	2-5	.400	0-0	.000	2-2	1.000	2	3	5	4.5	0	1	1	1	0	6	6.0
North Carolina	01/18/20	*	20:23	1-2	.500	0-0	.000	3-4	.750	2	2	4	4.4	2	0	0	2	0	5	5.9
Boston College	01/22/20	*	19:57	2-2	1.000	0-0	.000	1-2	.500	1	3	4	4.4	4	0	0	0	0	5	5.9
at Syracuse	01/25/20	*	12:07	0-2	.000	0-0	.000	2-2	1.000	1	1	2	4.3	1	0	1	2	0	2	5.7
at Duke	01/28/20	*	09:50	1-2	.500	0-0	.000	2-2	1.000	2	4	6	4.4	2	0	1	0	0	4	5.6
Totals		16	350:50	42-79	.532	0-2	.000	34-45	.756	38	54	92	4.4	37	4	16	12	8	118	5.6

SEASON	TEAM	GP-GS	MIN/AVG	Field Goals		3-Point		F-Throws		Rebounds				Scoring						
				FG-FGA	FG%	3FG-FGA	3FG%	FT-FTA	FT%	OFF	DEF	TOT	AVG	PF-FO	AST	TO	BLK	STL	PTS	AVG
2015-16	WSU	21-0	128/6.1	23-44	.523	4-11	.364	21-32	.656	10	25	35	1.7	15-0	2	9	4	1	71	3.4
2016-17	WSU	26-0	123/4.7	13-44	.295	2-12	.167	6-17	.353	6	28	34	1.3	16-0	1	8	5	3	34	1.3
2018-19	UNCG	36-6	586/16.3	78-132	.591	0-0	.000	63-90	.700	54	103	157	4.4	83-2	5	26	14	8	219	6.1
2019-20	Pitt	21-16	351/16.7	42-79	.532	0-2	.000	34-45	.756	38	54	92	4.4	37-1	4	16	12	8	118	5.6
TOTAL FOR Pitt	21-16	351/16.7	42-79	.532	0-2	.000	34-45	.756	38	54	92	4.4	37-1	4	16	12	8	118	5.6	
TOTAL	104-22	1188/11.4	156-299	.522	6-25	.240	124-184	.674	108	210	318	3.1	151-3	12	59	35	20	442	4.3	

CAREER HIGHS

Points	17, vs. Coppin State, 12/12/18
FG	5, 3x; last at Louisville, 12/6/19
FGA	8, 2x; last at Louisville, 12/6/19
3FG	1, 7x; last vs. Kansas State, 11/25/19
3FGA	2, 3x; last vs. Evansville, 2/21/17
FT	11, vs. Coppin State, 12/12/18
FTA	15, vs. Coppin State, 12/12/18
Rebounds	12, 2x; last, vs. Northwestern, 11/27/19
Off. Rebounds	6, vs. Chattanooga, 12/29/18
Def. Rebounds	8, 2x; last vs. Northwestern, 11/27/19
Assists	1, 9x; last vs. Rutgers, 12/3/19
Steals	2, at Chattanooga, 2/9/19
Blocks	3, 2x; last vs. Rutgers, 12/3/19
Minutes	30, 2x; last vs. Kansas State, 11/25/19

2019-20	Career	
Double-Figure Points	5	13
Double-Figure Rebounds	2	2
Double-Doubles	2	2
5 or more Rebounds	7	26
2 or more Blocks	3	5
2 or more Steals	-	1
20+ Minutes	7	18
30+ Minutes	1	2
Charges Drawn	13	13



XAVIER JOHNSON | #1

SO-1L • G • 6-3 • 200

Woodbridge, Va. • Bishop O'Connell

2019-20 GAME-BY-GAME

Opponent	Date	GS	MIN	Total		3-Pointers		Free throws		Rebounds				PF	A	T/O	BLK	STL	PTS	AVG	
				FG-FGA	PCT	3FG-FGA	PCT	FT-FTA	PCT	OFF	DEF	TOT	AVG								
Florida St.	11/06/19	*	38:04	3-11	.273	2-5	.400	5-8	.625	0	6	6	6.0	3	1	2	0	2	13	13.0	
Nicholls St.	11/09/19	*	23:33	5-10	.500	0-0	.000	0-1	.000	1	4	5	5.5	5	3	5	0	1	10	11.5	
at Robert Morris	11/12/19	*	38:01	1-9	.111	1-3	.333	4-4	1.000	0	6	6	5.7	1	7	4	0	1	7	10.0	
West Virginia	11/15/19	*	28:40	2-5	.400	0-1	.000	0-2	.000	0	1	1	4.5	3	5	5	0	2	4	8.5	
Monmouth	11/18/19	*	36:02	5-11	.455	2-4	.500	3-6	.500	0	3	3	4.2	1	9	3	0	0	15	9.8	
Ark.-Pine Bluff	11/21/19	*	31:21	5-13	.385	3-7	.429	0-0	.000	1	2	3	4.0	0	6	0	0	4	13	10.3	
vs Kansas St.	11/25/19	*	22:47	5-9	.556	0-1	.000	2-2	1.000	0	6	6	4.3	5	0	8	0	0	12	10.6	
vs Northwestern	11/27/19	*	37:53	4-12	.333	1-2	.500	2-2	1.000	0	6	6	4.5	2	8	4	0	0	11	10.6	
Rutgers	12/03/19	*	37:38	8-14	.571	2-5	.400	2-3	.667	0	3	3	4.3	1	8	4	0	2	20	11.7	
at Louisville	12/06/19	*	31:28	6-10	.600	1-1	1.000	2-4	.500	0	2	2	4.1	5	2	5	0	0	15	12.0	
Northern Ill.	12/16/19	*	31:00	3-9	.333	0-2	.000	5-6	.833	1	3	4	4.1	1	3	2	0	0	11	11.9	
Binghamton	12/20/19	*	31:44	3-6	.500	2-4	.500	1-1	1.000	1	3	4	4.1	1	6	3	1	0	9	11.7	
Canisius	12/30/19	*	35:22	5-10	.500	0-1	.000	6-6	1.000	0	1	1	3.8	3	8	4	0	4	16	12.0	
Wake Forest	01/04/20	*	35:54	3-10	.300	1-1	1.000	4-4	1.000	0	4	4	3.9	4	6	3	0	1	11	11.9	
at North Carolina	01/08/20	*	32:21	6-11	.545	1-2	.500	4-6	.667	1	2	3	3.8	3	3	6	0	1	17	12.3	
at Miami (FL)	01/12/20	*	23:42	1-5	.200	0-2	.000	2-2	1.000	1	1	2	3.7	3	3	4	0	1	4	11.8	
Louisville	01/14/20	*	41:23	3-10	.300	1-4	.250	4-6	.667	0	3	3	3.6	2	5	3	1	3	11	11.7	
North Carolina	01/18/20	*	35:17	4-11	.364	2-5	.400	10-12	.833	1	5	6	3.8	1	6	2	1	2	20	12.2	
Boston College	01/22/20	*	37:33	3-10	.300	1-1	1.000	2-2	1.000	0	4	4	3.8	3	10	5	1	1	9	12.0	
at Syracuse	01/25/20	*	39:03	3-13	.231	1-5	.200	2-4	.500	1	4	5	3.9	5	7	1	0	1	9	11.9	
at Duke	01/28/20	*	35:53	3-10	.300	0-1	.000	3-4	.750	0	4	4	3.9	4	3	3	0	0	9	11.7	
Totals			21	704:38	81-209	.388	21-57	.368	63-85	.741	8	73	81	3.9	56	109	76	4	26	246	11.7

SEASON	TEAM	GP-GS	MIN/AVG	Field Goals		3-Point		F-Throws		Rebounds				Scoring						
				FG-FGA	FG%	3FG-FGA	3FG%	FT-FTA	FT%	OFF	DEF	TOT	AVG	PF-FO	AST	TO	BLK	STL	PTS	AVG
2018-19	Pitt	33-33	1051/31.8	159-383	.415	37-105	.352	157-209	.751	38	90	128	3.9	89-1	149	132	4	43	512	15.5
2019-20	Pitt	21-21	705/33.6	81-209	.388	21-57	.368	63-85	.741	8	73	81	3.9	56-4	109	76	4	26	246	11.7
TOTAL		54-54	1755/32.5	240-592	.405	58-162	.358	220-294	.748	46	163	209	3.9	145-5	258	208	8	69	758	14.0

CAREER HIGHS

Points	30, at Clemson, 1/29/19	2019-20	Career
FG	10, at Clemson, 1/29/19	-	1
FGA	19, 2x; last at Boston College, 2/5/19	2	11
3FG	3, 5x; last vs. Arkansas Pine Bluff, 11/21/19	14	42
3FGA	7, 2x; last vs. Arkansas Pine Bluff, 11/21/19	1	3
FT	10, 4x; last vs. North Carolina, 1/18/20	-	2
FTA	14, vs. Boston College, 3/12/19	6	19
Rebounds	7, 3x; last at Boston College, 2/12/19	13	29
Off. Rebounds	6, at West Virginia, 12/8/18	6	17
Def. Rebounds	6, 5x; last vs. Kansas State, 11/25/19	7	20
Assists	10, 3x; last vs. Boston College, 1/22/20	17	40
Steals	4, 3x; last vs. Canisius, 12/30/19	1	4
Blocks	1, 8x; last vs. Boston College, 1/22/20	4	13
Minutes	45, at Wake Forest, 2/5/19	18	43
30+ Point Games		-	1
20+ Point Games		2	11
Double-Figure Points		14	42
Double-Figure Assists		1	3
Double-Doubles		-	2
5 or more Rebounds		6	19
5 or more Assists		13	29
2 or more 3PT FG		6	17
2 or more Steals		7	20
30+ Minutes		17	40
40+ Minutes		1	4
Dunks		4	13
Charges Drawn		18	43



TREY MCGOWENS | #2



S0-1L • G • 6-4 • 190

Pendleton, S.C. • Hargrave Military Academy [Va.]

2019-20 GAME-BY-GAME

Opponent	Date	GS	MIN	Total		3-Pointers		Free throws		Rebounds				PF	A	T/O	BLK	STL	PTS	AVG	
				FG-FGA	PCT	3FG-3FGA	PCT	FT-FTA	PCT	OFF	DEF	TOT	AVG								
Florida St.	11/06/19	*	34:33	2-6	.333	2-4	.500	4-6	.667	1	6	7	7.0	4	5	6	0	1	10	10.0	
Nicholls St.	11/09/19	*	25:26	4-10	.400	0-4	.000	2-3	.667	1	4	5	6.0	2	2	4	0	1	10	10.0	
at Robert Morris	11/12/19	*	36:35	8-13	.615	1-1	1.000	8-10	.800	0	8	8	6.7	1	5	2	0	4	25	15.0	
West Virginia	11/15/19	*	35:13	4-9	.444	2-3	.667	3-5	.600	0	4	4	6.0	3	1	4	0	1	13	14.5	
Monmouth	11/18/19	*	32:10	4-11	.364	2-5	.400	6-6	1.000	1	5	6	6.0	0	2	3	0	0	16	14.8	
Ark.-Pine Bluff	11/21/19	*	24:32	0-3	.000	0-3	.000	0-0	.000	0	0	0	5.0	2	2	2	0	1	0	12.3	
vs Kansas St.	11/25/19	*	22:53	1-5	.200	0-3	.000	1-2	.500	0	3	3	4.7	5	1	5	0	1	3	11.0	
vs Northwestern	11/27/19	*	35:36	6-12	.500	1-5	.200	2-4	.500	0	2	2	4.4	2	3	1	0	2	15	11.5	
Rutgers	12/03/19	*	28:35	6-9	.667	0-1	.000	4-5	.800	0	3	3	4.2	4	2	2	0	4	16	12.0	
at Louisville	12/06/19	*	30:35	2-9	.222	0-1	.000	0-0	.000	2	2	4	4.2	2	3	3	0	3	4	11.2	
Northern Ill.	12/16/19		36:32	7-13	.538	4-8	.500	0-0	.000	1	2	3	4.1	2	3	1	0	1	18	11.8	
Binghamton	12/20/19	*	30:33	3-7	.429	2-5	.400	5-6	.833	0	0	0	3.8	1	5	1	2	2	13	11.9	
Canisius	12/30/19	*	37:20	4-9	.444	0-0	.000	6-11	.545	0	3	3	3.7	4	1	3	0	3	14	12.1	
Wake Forest	01/04/20	*	30:17	4-15	.267	1-6	.167	3-6	.500	1	1	2	3.6	2	2	2	0	2	12	12.1	
at North Carolina	01/08/20	*	39:13	8-17	.471	4-8	.500	4-6	.667	0	6	6	3.7	4	8	4	0	4	24	12.9	
at Miami (FL)	01/12/20	*	39:29	6-16	.375	1-3	.333	5-5	1.000	0	3	3	3.7	2	7	3	0	1	18	13.2	
Louisville	01/14/20	*	38:09	8-22	.364	2-7	.286	6-8	.750	1	3	4	3.7	4	3	5	0	2	24	13.8	
North Carolina	01/18/20	*	34:40	1-10	.100	1-5	.200	2-2	1.000	2	4	6	3.8	4	3	1	0	2	5	13.3	
Boston College	01/22/20	*	31:14	5-14	.357	0-3	.000	4-5	.800	2	0	2	3.7	3	3	2	0	2	14	13.4	
at Syracuse	01/25/20	*	29:26	2-8	.250	1-4	.250	2-2	1.000	0	2	2	3.7	3	3	0	0	2	7	13.1	
at Duke	01/28/20	*	30:03	0-7	.000	0-2	.000	2-2	1.000	0	3	3	3.6	2	6	2	0	1	2	12.5	
Totals			20	683:04	85-225	.378	24-81	.296	69-94	.734	12	64	76	3.6	56	70	56	2	40	263	12.5

		Field Goals		3-Point		F-Throws		Rebounds				Scoring								
SEASON	TEAM	GP-GS	MIN/AVG	FG-FGA	FG%	3FG-FGA	3FG%	FT-FTA	FT%	OFF	DEF	TOT	AVG	PF-FO	AST	TO	BLK	STL	PTS	AVG
2018-19	Pitt	33-32	918/27.8	113-271	.417	32-98	.327	126-165	.764	20	85	105	3.2	93-3	55	80	3	64	384	11.6
2019-20	Pitt	21-20	683/32.5	85-225	.378	24-81	.296	69-94	.734	12	64	76	3.6	56-1	70	56	2	40	263	12.5
TOTAL		54-52	1601/29.7	198-496	.399	56-179	.313	195-259	.753	32	149	181	3.4	149-4	125	136	5	104	647	12.0

CAREER HIGHS

Points	33, vs. Louisville, 1/9/19	2019-20	Career
FG	12, vs. Louisville, 1/9/19	-	2
FGA	22, vs. Louisville, 1/14/20	3	7
3FG	4, 3x; last at North Carolina, 1/8/20	15	32
3FGA	9, at Syracuse, 1/19/19	6	14
FT	18, vs. Florida State, 1/14/19	6	9
FTA	19, vs. Florida State, 1/14/19	7	16
Rebounds	8, at Robert Morris, 11/12/19	12	28
Off. Rebounds	2, 7x; last vs. Boston College, 1/22/20	21	46
Def. Rebounds	8, at Robert Morris, 11/12/19	16	32
Assists	8, at North Carolina, 1/8/20	12	27
Steals	7, at West Virginia, 12/8/18	5	23
Blocks	2, vs. Binghamton, 12/20/19		
Minutes	39, 3x; last at Miami, 1/12/20		



GERALD DRUMGOOLE, JR. | #4



FR-HS • G/F • 6-5 • 200
 Rochester, N.Y. • La Lumiere [Ind.]

2019-20 GAME-BY-GAME

Opponent	Date	GS	MIN	Total		3-Pointers		Free throws		Rebounds				PF	A	T/O	BLK	STL	PTS	AVG
				FG-FGA	PCT	3FG-3FGA	PCT	FT-FTA	PCT	OFF	DEF	TOT	AVG							
Florida St.	11/06/19	*	19:41	0-4	.000	0-3	.000	0-0	.000	0	1	1	1.0	1	1	2	0	1	0	0.0
Nicholls St.	11/09/19	*	13:46	1-2	.500	0-1	.000	0-1	.000	1	0	1	1.0	0	0	2	0	1	2	1.0
at Robert Morris	11/12/19		05:54	0-1	.000	0-1	.000	0-0	.000	0	1	1	1.0	2	0	1	0	0	0	0.7
West Virginia	11/15/19		07:46	0-1	.000	0-1	.000	3-6	.500	3	1	4	1.8	2	1	0	0	0	3	1.3
Canisius	12/30/19		04:09	1-2	.500	0-1	.000	2-2	1.000	1	1	2	1.8	0	0	2	0	0	4	1.8
Wake Forest	01/04/20		06:51	0-1	.000	0-1	.000	0-0	.000	1	1	2	1.8	1	1	0	0	0	0	1.5
at North Carolina	01/08/20		10:06	0-2	.000	0-1	.000	0-0	.000	0	1	1	1.7	2	0	0	0	0	0	1.3
North Carolina	01/18/20		11:58	0-2	.000	0-1	.000	0-0	.000	1	0	1	1.6	0	0	1	0	0	0	1.1
at Syracuse	01/25/20		07:03	1-3	.333	0-2	.000	0-0	.000	0	0	0	1.4	2	1	0	1	0	2	1.2
Totals		2	87:15	3-18	.167	0-12	.000	5-9	.556	7	6	13	1.4	10	4	8	1	2	11	1.2

SEASON	TEAM	GP-GS	MIN/AVG	Field Goals		3-Point		F-Throws		Rebounds				Scoring						
				FG-FGA	FG%	3FG-FGA	3FG%	FT-FTA	FT%	OFF	DEF	TOT	AVG	PF-FO	AST	TO	BLK	STL	PTS	AVG
2019-20	Pitt	9-2	87/9.7	3-18	.167	0-12	.000	5-9	.556	7	6	13	1.4	10-0	4	8	1	2	11	1.2
TOTAL		9-2	87/9.7	3-18	.167	0-12	.000	5-9	.556	7	6	13	1.4	10-0	4	8	1	2	11	1.2

CAREER HIGHS

Points	4, vs. Canisius, 12/30/19	2019-20	Career
FG	2 vs. Nicholls State, 11/9/19	-	-
FGA	4, vs. Florida State, 11/6/19	-	-
3FG	-	-	-
3FGA	3, vs. Florida State, 11/6/19	-	-
FT	3, vs. West Virginia, 11/15/19	-	-
FTA	6, vs. West Virginia, 11/15/19	1	1
Rebounds	4, vs. West Virginia, 11/15/19	-	-
Off. Rebounds	3, vs. West Virginia, 11/15/19	-	-
Def. Rebounds	1, 6x; last at North Carolina, 1/8/20	-	-
Assists	1, 4x; last at Syracuse, 1/25/20	-	-
Steals	1, 2x; last vs. Nicholls State, 11/9/19	-	-
Blocks	1, at Syracuse, 1/25/20	-	-
Minutes	20, vs. Florida State, 11/6/19	-	-
Double-Figure Points		-	-
5 or more Rebounds		-	-
2 or more 3PT FG		-	-
2 or more Steals		-	-
20+ Minutes		-	-
30+ Minutes		-	-
Dunks		-	-
Charges Drawn		-	-



AU'DIESE TONEY | #5



S0-1L • G/F • 6-6 • 210

Huntsville, Ala. • Trinity Christian Academy [N.C.]

2019-20 GAME-BY-GAME

Opponent	Date	GS	MIN	Total		3-Pointers		Free throws		Rebounds				PF	A	T/O	BLK	STL	PTS	AVG	
				FG-FGA	PCT	3FG-3FGA	PCT	FT-FTA	PCT	OFF	DEF	TOT	AVG								
Florida St.	11/06/19	*	13:11	0-7	.000	0-3	.000	0-0	.000	2	0	2	2.0	1	1	0	0	1	0	0.0	
Nicholls St.	11/09/19	*	34:12	2-5	.400	0-2	.000	0-0	.000	1	8	9	5.5	1	3	1	0	0	4	2.0	
at Robert Morris	11/12/19	*	30:20	3-6	.500	1-1	1.000	4-4	1.000	3	2	5	5.3	3	0	1	0	0	11	5.0	
West Virginia	11/15/19	*	16:18	0-4	.000	0-1	.000	1-2	.500	1	2	3	4.8	1	0	1	0	0	1	4.0	
Monmouth	11/18/19		28:02	2-4	.500	0-1	.000	6-8	.750	4	3	7	5.2	2	1	1	0	0	10	5.2	
Ark.-Pine Bluff	11/21/19		26:18	1-5	.200	0-1	.000	3-6	.500	3	3	6	5.3	1	1	0	0	1	5	5.2	
vs Kansas St.	11/25/19		10:07	1-1	1.000	0-0	.000	0-0	.000	0	1	1	4.7	2	0	1	0	0	2	4.7	
vs Northwestern	11/27/19		19:00	3-5	.600	0-1	.000	0-0	.000	1	2	3	4.5	1	0	0	0	0	6	4.9	
Rutgers	12/03/19		28:54	3-4	.750	1-2	.500	3-4	.750	1	1	2	4.2	1	3	1	0	2	10	5.4	
at Louisville	12/06/19	*	32:05	3-6	.500	1-2	.500	0-0	.000	3	4	7	4.5	5	2	0	0	1	7	5.6	
Northern Ill.	12/16/19	*	24:56	2-7	.286	0-2	.000	0-1	.000	2	5	7	4.7	0	2	0	0	1	4	5.5	
Binghamton	12/20/19	*	28:34	4-5	.800	0-0	.000	2-2	1.000	2	4	6	4.8	1	2	0	0	4	10	5.8	
Canisius	12/30/19	*	29:58	3-4	.750	0-0	.000	7-7	1.000	3	0	3	4.7	2	0	0	0	1	13	6.4	
at Miami (FL)	01/12/20		22:52	4-7	.571	1-2	.500	0-2	.000	3	2	5	4.7	0	1	0	0	0	9	6.6	
Louisville	01/14/20	*	31:43	2-4	.500	1-2	.500	2-4	.500	3	3	6	4.8	5	1	2	0	1	7	6.6	
North Carolina	01/18/20	*	32:08	3-6	.500	0-2	.000	3-4	.750	1	6	7	4.9	3	1	4	0	2	9	6.8	
Boston College	01/22/20	*	38:26	7-9	.778	1-1	1.000	1-3	.333	2	3	5	4.9	1	1	1	0	0	16	7.3	
at Syracuse	01/25/20	*	27:35	2-7	.286	1-3	.333	3-4	.750	0	5	5	4.9	3	1	2	0	4	8	7.3	
at Duke	01/28/20	*	40:00	11-19	.579	3-4	.750	2-2	1.000	2	2	4	4.9	3	1	0	0	0	27	8.4	
Totals			13	514:38	56-115	.487	10-30	.333	37-53	.698	37	56	93	4.9	36	21	15	0	18	159	8.4

SEASON	TEAM	GP-GS	MIN/AVG	Field Goals		3-Point		F-Throws		Rebounds				Scoring						
				FG-FGA	FG%	3FG-FGA	3FG%	FT-FTA	FT%	OFF	DEF	TOT	AVG	PF-FO	AST	TO	BLK	STL	PTS	AVG
2018-19	Pitt	32-28	809/25.3	80-222	.360	17-69	.246	63-95	.663	62	117	179	5.6	62-2	15	34	4	22	240	7.5
2019-20	Pitt	19-13	515/27.1	56-115	.487	10-30	.333	37-53	.698	37	56	93	4.9	36-2	21	15	0	18	159	8.4
TOTAL		51-41	1323/25.9	136-337	.404	27-99	.273	100-148	.676	99	173	272	5.3	98-4	36	49	4	40	399	7.8

CAREER HIGHS

Points	27, at Duke, 1/28/20	2019-20	Career
FG	11, at Duke, 1/28/20	20+ Point Games	1
FGA	19, at Duke, 1/28/20	Double-Figure Points	7
3FG	3, at Duke, 1/28/20	Double-Figure Rebounds	-
3FGA	4, at Duke, 1/28/20	5 or more Rebounds	12
FT	8, vs. New Orleans, 12/20/18	2 or more 3PT FG	1
FTA	9, vs. North Alabama, 11/17/18	2 or more Steals	4
Rebounds	11, at Georgia Tech, 2/20/19	2 or more Blocks	-
Off. Rebounds	5, vs. Maryland Eastern Shore, 12/15/18	20+ Minutes	15
Def. Rebounds	9, vs. Niagara, 12/3/18	30+ Minutes	8
Assists	3, 2x; last vs. Rutgers, 12/3/19	Dunks	7
Steals	4, 2x; last at Syracuse, 1/25/20	Charges Drawn	3
Blocks	2, vs. Saint Louis, 11/21/18		
Minutes	40, at Duke, 1/28/20		

#H2P • 14 • #ZooEra



JUSTIN CHAMPAGNIE | #11



FR-HS • G/F • 6-6 • 200
Brooklyn, N.Y. • Bishop Loughlin

2019-20 GAME-BY-GAME

Opponent	Date	GS	MIN	Total		3-Pointers		Free throws		Rebounds				PF	A	T/O	BLK	STL	PTS	AVG
				FG-FGA	PCT	3FG-3FGA	PCT	FT-FTA	PCT	OFF	DEF	TOT	AVG							
Florida St.	11/06/19		23:04	2-9	.222	2-5	.400	2-4	.500	2	4	6	6.0	3	0	0	0	0	8	8.0
Nicholls St.	11/09/19		26:06	1-6	.167	0-2	.000	3-4	.750	1	1	2	4.0	4	1	1	2	0	5	6.5
at Robert Morris	11/12/19		22:35	4-6	.667	0-0	.000	2-2	1.000	3	2	5	4.3	1	0	2	0	0	10	7.7
West Virginia	11/15/19		28:58	4-13	.308	0-3	.000	4-4	1.000	1	4	5	4.5	4	0	0	0	1	12	8.8
Monmouth	11/18/19	*	24:34	4-8	.500	0-2	.000	4-4	1.000	2	8	10	5.6	3	1	1	1	1	12	9.4
Ark.-Pine Bluff	11/21/19	*	30:54	8-12	.667	0-1	.000	2-3	.667	2	4	6	5.7	1	1	1	0	3	18	10.8
vs Kansas St.	11/25/19	*	35:11	4-9	.444	0-3	.000	4-4	1.000	2	4	6	5.7	2	0	1	3	1	12	11.0
vs Northwestern	11/27/19	*	30:48	9-20	.450	3-11	.273	0-0	.000	2	4	6	5.8	2	1	1	0	0	21	12.3
Rutgers	12/03/19	*	27:02	0-6	.000	0-3	.000	0-0	.000	1	4	5	5.7	4	0	1	0	0	0	10.9
at Louisville	12/06/19		34:09	0-7	.000	0-4	.000	1-2	.500	2	5	7	5.8	0	1	1	1	1	1	9.9
Northern Ill.	12/16/19	*	26:56	4-11	.364	0-1	.000	0-0	.000	1	6	7	5.9	0	0	1	0	3	8	9.7
Binghamton	12/20/19	*	30:20	6-13	.462	0-2	.000	2-4	.500	5	5	10	6.3	1	1	0	1	2	14	10.1
Canisius	12/30/19	*	32:55	7-9	.778	5-6	.833	2-2	1.000	1	5	6	6.2	3	0	4	0	3	21	10.9
Wake Forest	01/04/20	*	39:17	4-12	.333	1-6	.167	2-2	1.000	1	7	8	6.4	1	1	1	0	0	11	10.9
at North Carolina	01/08/20	*	40:00	7-12	.583	4-7	.571	4-4	1.000	2	6	8	6.5	1	0	1	2	2	22	11.7
at Miami (FL)	01/12/20	*	37:45	3-16	.188	0-4	.000	2-2	1.000	6	5	11	6.8	2	0	1	1	3	8	11.4
Louisville	01/14/20	*	44:21	3-4	.750	1-2	.500	4-4	1.000	2	9	11	7.0	3	1	1	2	1	11	11.4
North Carolina	01/18/20	*	14:54	2-8	.250	1-4	.250	0-2	.000	1	1	2	6.7	5	0	0	0	1	5	11.1
Boston College	01/22/20	*	36:09	8-14	.571	1-4	.250	0-0	.000	4	6	10	6.9	2	1	2	1	1	17	11.4
at Syracuse	01/25/20	*	25:25	5-6	.833	0-0	.000	4-6	.667	1	8	9	7.0	3	1	0	0	1	14	11.5
at Duke	01/28/20	*	40:00	5-12	.417	1-5	.200	2-2	1.000	2	5	7	7.0	0	0	2	1	1	13	11.6
Totals		16	651:23	90-213	.423	19-75	.253	44-55	.800	44	103	147	7.0	45	10	22	15	25	243	11.6

		Field Goals		3-Point		F-Throws		Rebounds				Scoring									
SEASON	TEAM	GP-GS	MIN/AVG	FG-FGA	FG%	3FG-FGA	3FG%	FT-FTA	FT%	OFF	DEF	TOT	AVG	PF	FO	AST	TO	BLK	STL	PTS	AVG
2019-20	Pitt	21-16	651/31.0	90-213	.423	19-75	.253	44-55	.800	44	103	147	7.0	45-1	10	22	15	25	243	11.6	
TOTAL		21-16	651/31.0	90-213	.423	19-75	.253	44-55	.800	44	103	147	7.0	45-1	10	22	15	25	243	11.6	

CAREER HIGHS

Points	22, at North Carolina, 1/8/20	2019-20	Career
FG	9, vs. Northwestern, 11/27/19	14	14
FGA	20, vs. Northwestern, 11/27/19	Double-Figure Points	14
3FG	5, vs. Canisius, 12/30/19	Double-Figure Rebounds	5
3FGA	11, vs. Northwestern, 11/27/19	5 or more Rebounds	19
FT	4, 6x; last at Syracuse, 1/25/20	2 or more 3PT FG	4
FTA	6, at Syracuse, 1/25/20	2 or more Steals	6
Rebounds	11, 2x; last vs. Louisville, 1/14/20	2 or more Blocks	4
Off. Rebounds	6, at Miami, 1/12/20	20+ Minutes	20
Def. Rebounds	9, vs. Louisville, 1/14/20	30+ Minutes	13
Assists	1, 7x; last vs. Boston College, 1/22/20	Dunks	17
Steals	3, 4x; last at Miami, 1/12/20		
Blocks	3, vs. Kansas State, 11/25/19		
Minutes	44, vs. Louisville, 1/14/20		



ABDOUL KARIM COULIBALY | #12



FR-HS • F • 6-8 • 215

Bamako, Mali • Scotland Campus [Pa.]

2019-20 GAME-BY-GAME

Opponent	Date	GS	MIN	Total		3-Pointers		Free throws		Rebounds				PF	A	T/O	BLK	STL	PTS	AVG
				FG-FGA	PCT	3FG-3FGA	PCT	FT-FTA	PCT	OFF	DEF	TOT	AVG							
Nicholls St.	11/09/19		04:14	0-0	.000	0-0	.000	0-0	.000	0	0	0	0.0	0	0	0	0	0	0	0.0
at Robert Morris	11/12/19		00:46	0-0	.000	0-0	.000	0-0	.000	0	0	0	0.0	0	0	0	0	0	0	0.0
West Virginia	11/15/19		19:00	2-6	.333	0-0	.000	0-2	.000	1	0	1	0.3	3	0	0	0	0	4	1.3
Monmouth	11/18/19		10:04	1-3	.333	0-0	.000	0-0	.000	0	1	1	0.5	2	0	1	1	1	2	1.5
Ark.-Pine Bluff	11/21/19		14:22	2-6	.333	0-1	.000	0-0	.000	1	3	4	1.2	1	2	0	0	0	4	2.0
vs Kansas St.	11/25/19		09:09	0-1	.000	0-0	.000	0-0	.000	0	0	0	1.0	1	0	1	1	1	0	1.7
at Louisville	12/06/19		01:07	0-0	.000	0-0	.000	0-0	.000	0	0	0	0.9	0	0	0	0	0	0	1.4
Northern Ill.	12/16/19		05:56	0-0	.000	0-0	.000	1-2	.500	0	1	1	0.9	1	0	1	0	0	1	1.4
Binghamton	12/20/19		14:58	4-8	.500	0-0	.000	1-3	.333	2	0	2	1.0	1	0	2	0	1	9	2.2
Canisius	12/30/19		14:44	0-3	.000	0-0	.000	0-1	.000	2	2	4	1.3	3	1	0	0	0	0	2.0
Wake Forest	01/04/20		04:18	0-0	.000	0-0	.000	0-0	.000	1	1	2	1.4	1	0	0	0	0	0	1.8
at North Carolina	01/08/20		03:01	0-0	.000	0-0	.000	0-0	.000	0	0	0	1.3	1	0	0	0	0	0	1.7
Boston College	01/22/20		07:36	0-1	.000	0-0	.000	0-0	.000	1	0	1	1.2	1	0	1	0	0	0	1.5
at Duke	01/28/20		21:52	3-4	.750	0-0	.000	2-4	.500	2	2	4	1.4	0	1	1	0	0	8	2.0
Totals		0	131:08	12-32	.375	0-1	.000	4-12	.333	10	10	20	1.4	15	4	7	2	3	28	2.0

		Field Goals		3-Point		F-Throws		Rebounds				Scoring								
SEASON	TEAM	GP-GS	MIN/AVG	FG-FGA	FG%	3FG-FGA	3FG%	FT-FTA	FT%	OFF	DEF	TOT	AVG	PF-FO	AST	TO	BLK	STL	PTS	AVG
2019-20	Pitt	14-0	131/9.4	12-32	.375	0-1	.000	4-12	.333	10	10	20	1.4	15-0	4	7	2	3	28	2.0
TOTAL		14-0	131/9.4	12-32	.375	0-1	.000	4-12	.333	10	10	20	1.4	15-0	4	7	2	3	28	2.0

CAREER HIGHS

Points	9, vs. Binghamton, 12/20/19	2019-20	Career
FG	4, vs. Binghamton, 12/20/19	2	2
FGA	8, vs. Binghamton, 12/20/19	3	3
3FG	-	-	-
3FGA	1, vs. Arkansas Pine Bluff, 11/21/19	-	-
FT	2, at Duke, 1/28/20	4	4
FTA	4, at Duke, 1/28/20	1	1
Rebounds	4, 3x; last at Duke, 1/28/20		
Off. Rebounds	2, 3x; last at Duke, 1/28/20		
Def. Rebounds	3, vs. Arkansas Pine Bluff, 11/21/19		
Assists	2, vs. Arkansas Pine Bluff, 11/21/19		
Steals	1, 3x; last vs. Binghamton, 12/20/19		
Blocks	1, 2x; last vs. Kansas State, 11/25/19		
Minutes	22, at Duke, 1/28/20		



TERRELL BROWN | #21



JR-2L • F/C • 6-10 • 235
 Providence, R.I. • Tilton School [N.H.]

2019-20 GAME-BY-GAME

Opponent	Date	GS	MIN	Total		3-Pointers		Free throws		Rebounds				PF	A	T/O	BLK	STL	PTS	AVG
				FG-FGA	PCT	3FG-3FGA	PCT	FT-FTA	PCT	OFF	DEF	TOT	AVG							
Florida St.	11/06/19		22:16	4-5	.800	0-0	.000	5-6	.833	2	1	3	3.0	2	0	0	1	0	13	13.0
Nicholls St.	11/09/19		28:11	4-4	1.000	0-0	.000	0-1	.000	3	2	5	4.0	0	0	0	5	1	8	10.5
at Robert Morris	11/12/19	*	36:13	2-5	.400	0-0	.000	4-7	.571	3	6	9	5.7	0	1	0	5	2	8	9.7
West Virginia	11/15/19	*	10:56	1-4	.250	0-1	.000	0-0	.000	0	2	2	4.8	3	0	0	1	0	2	7.8
Monmouth	11/18/19	*	22:20	2-4	.500	0-0	.000	0-0	.000	1	1	2	4.2	2	0	3	0	0	4	7.0
Ark.-Pine Bluff	11/21/19	*	13:55	2-3	.667	0-0	.000	1-1	1.000	1	0	1	3.7	1	0	0	0	0	5	6.7
vs Kansas St.	11/25/19	*	26:18	2-4	.500	0-2	.000	4-5	.800	2	1	3	3.6	1	0	1	2	0	8	6.9
vs Northwestern	11/27/19		13:56	0-2	.000	0-0	.000	0-0	.000	0	4	4	3.6	1	0	1	0	0	0	6.0
Rutgers	12/03/19		10:23	1-1	1.000	0-0	.000	2-2	1.000	1	2	3	3.6	4	0	1	2	0	4	5.8
at Louisville	12/06/19		16:03	2-3	.667	0-0	.000	0-0	.000	2	2	4	3.6	1	0	1	0	0	4	5.6
Northern Ill.	12/16/19		13:05	1-3	.333	0-0	.000	1-2	.500	2	1	3	3.5	1	0	0	1	0	3	5.4
Binghamton	12/20/19		11:09	1-6	.167	0-0	.000	1-2	.500	2	2	4	3.6	1	0	2	3	1	3	5.2
Canisius	12/30/19		21:06	1-5	.200	0-1	.000	1-2	.500	2	2	4	3.6	3	1	0	4	2	3	5.0
Wake Forest	01/04/20		16:59	2-3	.667	0-0	.000	1-2	.500	1	0	1	3.4	4	0	1	1	1	5	5.0
at North Carolina	01/08/20		17:33	0-0	.000	0-0	.000	0-0	.000	0	0	0	3.2	2	0	0	2	0	0	4.7
at Miami (FL)	01/12/20		26:24	5-6	.833	0-0	.000	0-0	.000	2	2	4	3.3	3	0	0	1	0	10	5.0
Louisville	01/14/20		26:35	1-3	.333	0-0	.000	1-2	.500	2	1	3	3.2	5	0	1	4	0	3	4.9
North Carolina	01/18/20		19:37	4-4	1.000	0-0	.000	1-3	.333	1	3	4	3.3	4	0	0	3	1	9	5.1
Boston College	01/22/20		11:47	1-2	.500	0-0	.000	0-0	.000	1	1	2	3.2	3	1	2	2	0	2	4.9
at Syracuse	01/25/20		27:53	5-6	.833	0-0	.000	1-2	.500	4	3	7	3.4	2	0	1	1	0	11	5.3
at Duke	01/28/20		08:18	2-2	1.000	0-0	.000	0-0	.000	0	1	1	3.3	3	0	0	0	1	4	5.2
Totals		5	400:57	43-75	.573	0-4	.000	23-37	.622	32	37	69	3.3	46	3	14	38	9	109	5.2

SEASON	TEAM	GP-GS	MIN/AVG	Field Goals		3-Point		F-Throws		Rebounds				Scoring						
				FG-FGA	FG%	3FG-FGA	3FG%	FT-FTA	FT%	OFF	DEF	TOT	AVG	PF-FO	AST	TO	BLK	STL	PTS	AVG
2017-18	Pitt	31-17	535/17.3	56-134	.418	3-18	.167	22-35	.629	39	65	104	3.4	69-3	17	30	46	7	137	4.4
2018-19	Pitt	33-16	629/19.1	68-156	.436	3-13	.231	48-73	.658	55	95	150	4.5	68-2	6	35	60	7	187	5.7
2019-20	Pitt	21-5	401/19.1	43-75	.573	0-4	.000	23-37	.622	32	37	69	3.3	46-1	3	14	38	9	109	5.2
TOTAL		85-38	1565/18.4	167-365	.458	6-35	.171	93-145	.641	126	197	323	3.8	183-6	26	79	144	23	433	5.1

CAREER HIGHS

Points	19, at Clemson, 2/8/18	2019-20	Career
FG	9, at Clemson, 2/8/18	3	17
FGA	15, at Clemson, 2/8/18	-	1
3FG	2, vs. NC State, 2/9/19	3	28
3FGA	3, 2x; last vs. NC State, 2/9/19	9	37
FT	7, vs. Clemson, 2/27/19	2	4
FTA	8, 2x; last vs. Clemson, 2/27/19	10	38
Rebounds	13, vs. Syracuse, 3/13/19	1	7
Off. Rebounds	6, vs. Syracuse, 3/13/19	12	62
Def. Rebounds	7, 4x; last vs. Syracuse, 3/13/19		
Assists	4, vs. McNeese State, 12/16/17		
Steals	2, 4x; last vs. Canisius, 12/30/19		
Blocks	9, vs. Colgate, 12/29/18		
Minutes	35, 2x; last at Robert Morris, 11/12/19		



RYAN MURPHY | #24



JR-TR • G • 6-2 • 185

Calabasas, Calif. • Calabasas / Charlotte / New Mexico JC

2019-20 GAME-BY-GAME

Opponent	Date	GS	MIN	Total		3-Pointers		Free throws		Rebounds				PF	A	T/O	BLK	STL	PTS	AVG
				FG-FGA	PCT	3FG-3FGA	PCT	FT-FTA	PCT	OFF	DEF	TOT	AVG							
Florida St.	11/06/19		31:27	3-7	.429	3-6	.500	4-4	1.000	1	3	4	4.0	1	3	2	0	0	13	13.0
Nicholls St.	11/09/19		36:57	10-17	.588	4-7	.571	4-6	.667	3	2	5	4.5	0	3	5	0	2	28	20.5
at Robert Morris	11/12/19	*	26:23	4-10	.400	2-6	.333	0-0	.000	1	1	2	3.7	3	0	1	0	0	10	17.0
West Virginia	11/15/19	*	29:08	3-8	.375	0-2	.000	5-5	1.000	1	3	4	3.8	0	1	0	0	1	11	15.5
Monmouth	11/18/19	*	35:08	0-5	.000	0-3	.000	2-2	1.000	1	1	2	3.4	1	0	2	0	0	2	12.8
Ark.-Pine Bluff	11/21/19	*	31:05	2-10	.200	2-10	.200	0-0	.000	0	2	2	3.2	1	4	1	0	2	6	11.7
vs Kansas St.	11/25/19	*	40:00	5-13	.385	1-6	.167	2-2	1.000	0	3	3	3.1	0	1	1	0	0	13	11.9
vs Northwestern	11/27/19	*	33:45	3-8	.375	2-6	.333	1-2	.500	0	2	2	3.0	2	1	1	0	2	9	11.5
Rutgers	12/03/19	*	37:51	6-16	.375	2-5	.400	1-3	.333	2	3	5	3.2	1	4	3	0	0	15	11.9
at Louisville	12/06/19	*	28:14	2-10	.200	1-4	.250	0-0	.000	0	1	1	3.0	0	2	1	0	0	5	11.2
Northern Ill.	12/16/19	*	27:58	1-6	.167	0-4	.000	2-2	1.000	0	3	3	3.0	2	3	1	0	2	4	10.5
Binghamton	12/20/19		22:46	4-10	.400	3-7	.429	0-0	.000	0	2	2	2.9	2	2	1	2	4	11	10.6
Canisius	12/30/19		20:41	5-9	.556	4-7	.571	2-2	1.000	1	1	2	2.8	0	0	3	0	0	16	11.0
Wake Forest	01/04/20	*	40:00	7-12	.583	4-6	.667	0-0	.000	1	3	4	2.9	1	4	0	0	2	18	11.5
at North Carolina	01/08/20	*	37:55	1-8	.125	0-4	.000	2-2	1.000	0	4	4	3.0	1	2	0	0	2	4	11.0
at Miami (FL)	01/12/20	*	36:12	4-12	.333	1-5	.200	0-0	.000	1	3	4	3.1	2	0	1	0	0	9	10.9
Louisville	01/14/20		24:32	2-8	.250	2-4	.500	0-0	.000	0	1	1	2.9	3	0	1	0	1	6	10.6
North Carolina	01/18/20		30:45	5-10	.500	3-8	.375	0-0	.000	0	1	1	2.8	1	2	1	0	3	13	10.7
Boston College	01/22/20		17:17	4-5	.800	3-3	1.000	0-0	.000	0	1	1	2.7	1	0	0	0	0	11	10.7
at Syracuse	01/25/20		31:23	3-9	.333	2-7	.286	0-0	.000	1	1	2	2.7	1	1	4	0	0	8	10.6
at Duke	01/28/20		14:04	0-1	.000	0-0	.000	0-0	.000	0	0	0	2.6	1	1	0	0	1	0	10.1
Totals		12	633:31	74-194	.381	39-110	.355	25-30	.833	13	41	54	2.6	24	34	29	2	22	212	10.1

SEASON	TEAM	GP-GS	MIN/AVG	Field Goals		3-Point		F-Throws		Rebounds				Scoring						
				FG-FGA	FG%	3FG-FGA	3FG%	FT-FTA	FT%	OFF	DEF	TOT	AVG	PF	FO	AST	TO	BLK	STL	PTS
2017-18	Charl	19-5	379/19.9	46-113	.407	32-80	.400	4-8	.500	1	21	22	1.2	28-1	18	18	0	10	128	6.7
2019-20	Pitt	21-12	634/30.2	74-194	.381	39-110	.355	25-30	.833	13	41	54	2.6	24-0	34	29	2	22	212	10.1
TOTAL FOR Pitt		21-12	634/30.2	74-194	.381	39-110	.355	25-30	.833	13	41	54	2.6	24-0	34	29	2	22	212	10.1
TOTAL		40-17	1013/25.3	120-307	.391	71-190	.374	29-38	.763	14	62	76	1.9	52-1	52	47	2	32	340	8.5

CAREER HIGHS

Points	28, vs. Nicholls State, 11/9/19	2019-20	Career
FG	10, vs. Nicholls State, 11/9/19	1	2
FGA	17, vs. Nicholls State, 11/9/19	10	15
3FG	6, vs. Old Dominion, 1/27/18	7	11
3FGA	10, 2x; last vs. Arkansas Pine Bluff, 11/21/19	2	2
FT	5, vs. West Virginia, 11/15/19	6	8
FTA	6, vs. Nicholls State, 11/9/19	8	8
Rebounds	5, 2x; last vs. Rutgers, 12/3/19	18	26
Off. Rebounds	3, vs. Nicholls State, 11/9/19	13	17
Def. Rebounds	4, 2x; last at North Carolina, 1/8/20	2	2
Assists	4, 5x; last vs. Wake Forest, 1/5/20		
Steals	4, vs. Binghamton, 12/20/19		
Blocks	2, vs. Binghamton, 12/20/19		
Minutes	40, vs. Kansas State, 11/25/19		

* Division I games only



ONYEBUCHI EZEAKUDO | #31



SO-HS • G • 6-0 • 180
Fort Wayne, Ind. • Homestead

2019-20 GAME-BY-GAME

Opponent	Date	GS	MIN	Total		3-Pointers		Free throws		Rebounds				PF	A	T/O	BLK	STL	PTS	AVG
				FG-FGA	PCT	3FG-3FGA	PCT	FT-FTA	PCT	OFF	DEF	TOT	AVG							
at Robert Morris	11/12/19		00:46	0-0	.000	0-0	.000	0-0	.000	0	0	0	0.0	0	0	0	0	0	0	0.0
West Virginia	11/15/19		02:51	0-0	.000	0-0	.000	0-0	.000	1	0	1	0.5	0	0	0	0	0	0	0.0
Monmouth	11/18/19		05:10	0-1	.000	0-1	.000	0-0	.000	1	0	1	0.7	0	0	0	0	1	0	0.0
Ark.-Pine Bluff	11/21/19		05:43	1-1	1.000	0-0	.000	0-0	.000	0	0	0	0.5	0	1	1	0	2	2	0.5
vs Kansas St.	11/25/19		03:15	0-0	.000	0-0	.000	0-0	.000	0	1	1	0.6	0	0	1	0	0	0	0.4
vs Northwestern	11/27/19		02:07	0-0	.000	0-0	.000	0-0	.000	0	0	0	0.5	0	0	0	0	0	0	0.3
at Louisville	12/06/19		03:00	0-0	.000	0-0	.000	0-0	.000	0	0	0	0.4	0	0	0	0	0	0	0.3
Binghamton	12/20/19		04:35	0-1	.000	0-1	.000	0-0	.000	0	0	0	0.4	0	0	0	0	0	0	0.3
at North Carolina	01/08/20		00:29	0-0	.000	0-0	.000	0-0	.000	0	0	0	0.3	0	0	0	0	0	0	0.2
North Carolina	01/18/20		00:18	0-0	.000	0-0	.000	0-0	.000	0	1	1	0.4	0	0	0	0	0	0	0.2
at Syracuse	01/25/20		00:05	0-0	.000	0-0	.000	0-0	.000	0	0	0	0.4	0	0	0	0	0	0	0.2
Totals		0	28:19	1-3	.333	0-2	.000	0-0	.000	2	2	4	0.4	0	1	2	0	3	2	0.2

SEASON	TEAM	GP-GS	MIN/AVG	Field Goals		3-Point		F-Throws		Rebounds				Scoring						
				FG-FGA	FG%	3FG-FGA	3FG%	FT-FTA	FT%	OFF	DEF	TOT	AVG	PF-FO	AST	T/O	BLK	STL	PTS	AVG
2018-19	Pitt	2-0	5/2.4	0-1	.000	0-1	.000	0-0	.000	1	0	1	0.5	0-0	3	0	0	1	0	0.0
2019-20	Pitt	11-0	28/2.6	1-3	.333	0-2	.000	0-0	.000	2	2	4	0.4	0-0	1	2	0	3	2	0.2
TOTAL		13-0	33/2.5	1-4	.250	0-3	.000	0-0	.000	3	2	5	0.4	0-0	4	2	0	4	2	0.2

CAREER HIGHS

Points	2, vs. Arkansas Pine Bluff, 11/21/19
FG	1, vs. Arkansas Pine Bluff, 11/21/19
FGA	1, 3x; last 4, vs. Binghamton, 12/20/19
3FG	-
3FGA	1, 2x; last vs. Binghamton, 12/20/19
FT	-
FTA	-
Rebounds	1, 5x; last vs. North Carolina, 1/18/20
Off. Rebounds	1, 3x; last vs. Monmouth, 11/18/19
Def. Rebounds	1, 2x; last vs. North Carolina, 1/18/20
Assists	2, vs. New Orleans, 12/20/18
Steals	2, vs. Arkansas Pine Bluff, 11/21/19
Blocks	-
Minutes	6, vs. Arkansas Pine Bluff, 11/21/19

5 or more Points	2019-20	Career
3 or more Rebounds	-	-
2 or more Blocks	-	-
2 or more Steals	1	1
10+ Minutes	-	-
20+ Minutes	-	-



JEFF CAPEL | DUKE '97

Head Coach • Second Season at Pitt (11th overall)

Overall Record: 189-137 (.580)
Conference Record: 90-86 (.511)

CAPEL RECORD WHEN

	2019-20	at Pitt	Total
Overall	13-8	27-27	189-137
Home	9-4	20-11	121-39
Road	2-4	2-15	42-76
Neutral	2-0	5-1	26-23
Conf. Regular Season	4-6	7-21	90-86
Home	3-2	6-8	57-30
Road	1-4	1-13	33-56
Conference Tournament	-	1-1	11-9
NCAA Tournament	-	-	4-3
NIT	-	-	0-1
Regular Season Non-Con	9-2	19-5	84-38
Home	6-2	14-3	59-8
Road	1-0	1-2	9-18
Neutral	2-0	4-0	16-12
Leading at the half	7-2	19-6	150-28
Trailing at the half	4-6	6-21	34-107
Tied at the half	2-0	2-0	5-2
Shoots 60% or better	-	1-0	7-0
Shoots 50% or better	2-1	6-1	78-9
Shoots under 30%	0-1	0-3	0-6
Holds Opp. to less than 50%	11-7	25-22	183-97
Holds Opp. to less than 40%	9-2	18-5	110-15
Holds Opp. to less than 30%	-	1-0	16-0
Outrebounds Opp.	7-1	13-6	124-32
20 or more assists	-	2-0	21-0
10 or more 3FG	-	2-4	29-16
More made FTs than Opp.	11-4	22-12	135-31
Overtime Games	0-1	1-2	14-5
Double-overtime games	-	-	2-1
vs. Ranked Opponents (AP)	0-3	1-10	9-44
vs. Unranked Opponents	13-5	26-17	180-93
In November	6-2	13-3	36-18
In December	4-1	7-3	44-19
In January	3-5	5-11	53-37
In February	-	0-7	35-42
In March	-	2-3	21-21
Scores 59 points or less	1-3	2-10	11-53
Scores 60+ points	12-5	25-17	178-84
Scores 70+ points	7-1	18-5	136-28
Scores 80+ points	1-0	6-1	63-5
Scores 90+ points	-	3-0	26-1
Scores 100+ points	-	-	3-0

BY THE NUMBERS

Team Accomplishments

Overall record	189-137 (.580)
30-win seasons	1
25-win seasons	1
20-win seasons	3
20-win/10-league win seasons	2
10-win league seasons	4

National Achievements

NCAA Tournament appearances	3
NCAA Tournament record	4-3
Sweet Sixteen appearances	1
Earned a high seed (1-4)	1
Total postseason appearances (NIT & NCAA)	4

Conference Achievements

Total conference titles	2
Tournament	1
Regular Season	1
Regular season W-L	90-86 (.511)
ACC	7-21
Big 12	33-43
Colonial Athletic Conference	50-22
Conference Tournament W-L	11-9
ACC	1-1
Big 12	3-5
Colonial Athletic Conference	7-3
Tournament title game appearances	2

In The Associated Press Poll

Weeks ranked	22
Highest ranking	2 (3x)
Highest final ranking	7 (2009)
Weeks in the AP Top 10	16
Record when ranked	33-9

Honors & Awards

National Player of the Year	1 (Blake Griffin)
All-America selections	1
Conference Player of the Year	2
Conference Rookie of the Year	2
All-Conference selections	11
Conference All-Defensive Team selections	1
Conference All-Freshman Team selections	5
Academic All-Conference	14

In The NBA Draft

First round draft picks (as a head coach)	2
Highest draft pick	No. 1 (Blake Griffin)
Lottery picks	1
Total draft picks	6
First round draft picks (as a head coach & ast. coach)	18
Highest draft pick	No. 1 (Blake Griffin)
Lottery picks	10
Total draft picks	27

On the Recruiting Trail

McDonald's All-Americans signed (as a head coach)	4
McDonald's All-Americans signed (as a head coach & ast. coach)	23
Top 10 recruiting classes (as a head coach & ast. coach)	6

YEAR-BY-YEAR RECORDS

Year	Overall		Conference		Con. Tourn.		NCAA		NIT		RS Non-Conf.		Home		Road		Neutral		vs. Top-25	
	W-L	Pct.	W-L	Pct.	W-L	Pct.	W-L	Pct.	W-L	Pct.	W-L	Pct.	W-L	Pct.	W-L	Pct.	W-L	Pct.	W-L	Pct.
VCU																				
2002-03	18-10	.643	12-6	.667	1-1	.500	0-0	.000	0-0	.000	5-3	.625	12-3	.800	5-6	.455	1-1	.500	0-0	.000
2003-04	23-8	.742	14-4	.778	3-0	1.000	0-1	.000	0-0	.000	6-3	.667	12-3	.800	8-4	.667	3-1	.750	0-2	.000
2004-05	19-13	.594	13-5	.722	2-1	.667	0-0	.000	0-1	.000	4-6	.444	11-4	.733	6-8	.429	2-1	.677	0-1	.000
2005-06	19-10	.655	11-7	.611	1-1	.500	0-0	.000	0-0	.000	7-2	.778	12-2	.857	6-7	.462	1-1	.500	0-0	.000
Oklahoma																				
2006-07	16-15	.516	6-10	.375	1-1	.500	0-0	.000	0-0	.000	9-4	.692	12-4	.750	1-8	.111	3-3	.500	1-8	.111
2007-08	23-12	.657	9-7	.563	1-1	.500	1-1	.500	0-0	.000	12-3	.800	14-3	.824	5-6	.455	4-3	.571	3-8	.273
2008-09	30-6	.833	13-3	.813	0-1	.000	3-1	.750	0-0	.000	14-1	.933	16-1	.941	8-3	.727	6-2	.750	4-3	.571
*2009-10	13-18	.419	4-12	.250	0-1	.000	0-0	.000	0-0	.000	9-5	.643	11-4	.733	1-10	.091	1-4	.200	1-4	.200
2010-11	14-18	.438	5-11	.313	1-1	.500	0-0	.000	0-0	.000	8-6	.571	12-4	.750	1-9	.100	1-5	.167	0-8	.000
Pitt																				
2018-19	14-19	.424	3-15	.167	1-1	.500	-	-	-	-	10-3	.769	11-7	.611	0-11	.000	3-1	.750	1-7	.125
2019-20	13-8	.619	4-6	.400	-	-	-	-	-	-	9-2	.818	9-4	.692	2-4	.333	2-0	1.000	0-3	.000
Career	189-137	.580	90-86	.511	11-9	.550	4-3	.571	0-1	.000	84-38	.689	121-39	.756	42-76	.356	26-23	.531	9-44	.170

* Oklahoma vacated 13 regular season wins, including four conference wins, due to use of an ineligible player during the 2009-10 season; vacated wins not included in career totals

#H2P • 20 • #ZooEra

2019-20 PITT BASKETBALL CHART

Overall Record: 13-8 (Home: 9-4; Road: 2-4; Neutral: 2-0)

ACC Record: 4-6 (Home: 3-2; Road: 1-4)

Date	Opponent	Result	Pitt High Scorer	Opponent High Scorer	Pitt High Rebounder	Opponent High Rebounder	Pitt High Assists	Att.
N. 6	FLORIDA STATE *	W, 63-61	THREE WITH (13)	FORREST (19)	MCGOWENS (7)	OSBORNE (9)	MCGOWENS (5)	9,016
N. 9	NICHOLLS STATE	L, 75-70	MURPHY (28)	TWO WITH (17)	TONEY (9)	ALATISHE (8)	THREE WITH (3)	7,956
N. 12	at Robert Morris	W, 71-57	McGowens (25)	Jos. Williams (12)	Brown (9)	Bramah (6)	Johnson (7)	4,034 #
<u>Backyard Brawl presented by EQT</u>								
N. 15	WEST VIRGINIA	L, 68-53	MCGOWENS (13)	TSHIEBWE (20)	CHAMPAGNIE (5)	TSHIEBWE (17)	JOHNSON (5)	11,725
<u>Rocket Mortgage Fort Myers Tip-Off</u>								
N. 18	MONMOUTH	W, 63-50	MCGOWENS (16)	TRAORE (12)	CHAMPAGNIE (10)	SALNAVE (7)	JOHNSON (9)	6,753
N. 21	ARKANSAS PINE BLUFF	W, 66-41	CHAMPAGNIE (18)	BELL (21)	HAMILTON (8)	BELL (6)	JOHNSON (6)	7,068
N. 25	vs. Kansas State +	W, 63-59	Hamilton & Murphy (13)	Diarra (13)	Hamilton (12)	Gordon (7)	McGowens & Murphy (1)	3,013
N. 27	vs. Northwestern +	W, 72-59	Champagnie (21)	Two with (16)	Hamilton (12)	Three with (5)	Johnson (8)	2,046
<u>ACC / Big Ten Challenge</u>								
D. 3	RUTGERS	W, 71-60	JOHNSON (20)	THREE WITH (14)	HAMILTON (8)	JOHNSON (14)	JOHNSON (8)	7,894
D. 6	at [-/1] Louisville *	L, 64-46	Johnson (15)	Nwora (19)	Champagnie & Toney (7)	Williams (11)	McGowens (3)	17,249
D. 16	NORTHERN ILLINOIS	W, 59-50	MCGOWENS (18)	GERMAN (18)	CHAMPAGNIE & TONEY (7)	JAMES (9)	THREE WITH (3)	7,015
D. 20	BINGHAMTON	W, 79-53	CHAMPAGNIE (14)	SESSOMS (23)	CHAMPAGNIE (10)	SARR (9)	JOHNSON (6)	7,226
D. 30	CANISIUS	W, 87-79	CHAMPAGNIE (21)	BRANDON (20)	CHAMPAGNIE (6)	WHITE (9)	JOHNSON (8)	8,035
J. 4	WAKE FOREST *	L, 69-65	MURPHY (18)	MASSOUD (14)	CHAMPAGNIE & HAMILTON (8)	BROWN & SARR (7)	JOHNSON (6)	10,155
J. 8	at North Carolina *	W, 73-65	McGowens (24)	Brooks (21)	Champagnie (8)	Brooks (10)	McGowens (8)	20,798
J. 12	at Miami *	L, 66-58	McGowens (18)	McGusty (19)	Champagnie (11)	Waardenburg (10)	McGowens (7)	6,387
J. 14	[-/11] LOUISVILLE *	L, 73-68 OT	MCGOWENS (24)	NWORA (14)	CHAMPAGNIE (11)	SUTTON (9)	JOHNSON (5)	9,221
J. 18	NORTH CAROLINA *	W, 66-52	JOHNSON (20)	BROOKS (16)	TONEY (7)	BROOKS (13)	JOHNSON (6)	12,376
J. 22	BOSTON COLLEGE *	W, 74-72	CHAMPAGNIE (17)	HEATH (16)	CHAMPAGNIE (10)	TWO WITH (6)	JOHNSON (10)	7,230
J. 25	at Syracuse *	L, 69-61	Champagnie (14)	Boeheim (21)	Champagnie (9)	Two with (8)	Johnson (7)	23,711
J. 28	at [-/9] Duke *	L, 79-67	Toney (27)	Carey (26)	Champagnie (7)	Carey (13)	McGowens (6)	9,314 #
F. 2	MIAMI *							
F. 5	at Notre Dame *							
F. 8	GEORGIA TECH *							
F. 12	CLEMSON *							
F. 15	at Virginia Tech *							
F. 18	at Florida State *							
F. 22	VIRGINIA *							
F. 26	SYRACUSE *							
F. 29	at NC State *							
M. 4	at Georgia Tech *							

ACC Tournament

M. 10-14 ACC Tournament <

[-/1] Pitt / Opponent AP Poll rank

+ - Suncoast Credit Union Arena

< - Greensboro Coliseum

* ACC contest

All Game times are Eastern Time Zone

HOME GAMES IN BOLD CAPS

sellout

2019-20 ATTENDANCE FIGURES

Site	Games	Total	Average
Home	13	111,670	8,590
Away	6	80,493	13,416
Neutral	2	5,059	2,530
Totals	21	198,22	9,439

PITT BY THE NUMBERS

Seasons of Men's Basketball	113th
Total Games	2,812
All-time record	1,634-1,174
All-time ACC record (regular season only)	39-79 (6th season)
NCAA Tournament Appearances	26 (last in 2016)
NIT Appearances	9 (last in 2015)
20+ Win Seasons	22 (last in 2016)
30+ Win Seasons	2 (last in 2004)
Overtime Games	110 (60-50)
Pitt 100-Point Games	43 (43-0)
Consecutive games holding opponents under .500 shooting	5
Consecutive games holding opponents under 100 points	97
Consecutive games scoring at least 70 points	0

TEAM GAME HIGHS & LOWS

		PITT	OPPONENT
Points 1st Half	High Low	43 vs. North Carolina (1/18/20) 21, 3x; last at Syracuse (1/25/20)	45 by Duke (1/28/20) 18 by Arkansas Pine Bluff (11/21/19)
Points 2nd Half	High Low	47 vs. Northwestern (11/27/19) 18 vs. West Virginia (11/15/19)	43 by Canisius (12/30/19) 20 by Northern Illinois (12/16/19)
Total Points	High Low	87 vs. Canisius (12/30/19) 46 at Louisville (12/6/19)	79, 2x; last by Duke (1/28/20) 41 by Arkansas Pine Bluff (11/21/19)
FG Made	High Low	30, 2x; last vs. Boston College (1/22/20) 16, 2x; last vs. West Virginia (11/15/19)	30 by Duke (1/28/20) 15 by Arkansas Pine Bluff (11/21/19)
FG Attempted	High Low	68 vs. Binghamton (12/20/19) 47 vs. Kansas State (11/25/19)	65 by Nicholls State (11/9/19) 45 by Wake Forest (1/4/20)
FG Percentage	High Low	.526 [30-of-57] vs. Boston College (1/22/20) .291 [16-of-55] vs. West Virginia (11/15/19)	.529 [27-of-51] by Miami (1/12/20) .317 [19-of-60] by North Carolina (1/18/20)
3-Pt. FG Made	High Low	9; 3x; last vs. North Carolina (1/8/20) 1 vs. Kansas State (11/25/19)	12 by Louisville (1/14/20) 4, 3x; last by North Carolina (1/18/20)
3-Pt. FG Att.	High Low	26 vs. Florida State (11/6/19) 12, 5x; last at Duke (1/28/20)	30 by Binghamton (12/20/19) 14 by Arkansas Pine Bluff (11/21/19)
3-Pt. FG Pct.	High Low	.563 [9-of-16] vs. Canisius (12/30/19) .063 [1-of-16] vs. Kansas State (11/25/19)	.500 [10-of-20] by Kansas State (11/25/19) .174 [4-of-23] by Rutgers (12/3/19)
FT Made	High Low	26 vs. Canisius (12/30/19) 3 at Louisville (12/6/19)	18 by Wake Forest (1/4/20) 1, 2x; last by Binghamton (12/20/19)
FT Attempted	High Low	33 vs. Canisius (12/30/19) 6 at Louisville (12/6/19)	25 by Wake Forest (1/4/20) 2 by Northern Illinois (12/16/19)
FT Percentage	High Low	.857 [28-21] vs. Kansas State (11/25/19) .500 [3-of-6] at Louisville (12/6/19)	1.000 [6-of-6] by Robert Morris (11/12/19) .200 [1-of-5] by Binghamton (12/20/19)
Off. Rebounds	High Low	17 vs. Binghamton (12/20/19) 5 at North Carolina (1/8/20)	21 by North Carolina (11/18/20) 2 by Northwestern (11/27/19)
Def. Rebounds	High Low	32 vs. Northwestern (11/27/19) 20, 3x; last vs. Boston College (1/22/20)	34 by West Virginia (11/15/19) 17, 4x; last by Canisius (12/30/19)
Total Rebounds	High Low	44 vs. Northwestern (11/27/19) 27 at North Carolina (1/8/20)	51 by West Virginia (11/15/19) 26, 2x; last by Boston College (1/22/20)
Assists	High Low	18 vs. Rutgers (12/3/19) 2 vs. Kansas State (11/25/19)	19 by Duke (1/28/20) 6, 2x last by Northwestern (11/27/19)
Blocked Shots	High Low	9 vs. Binghamton (12/20/19) 0 vs. Arkansas Pine Bluff (11/21/19)	7 by Miami (1/12/20) 1 by Kansas State (11/25/19)
Steals	High Low	15, 2x; last vs. Binghamton (12/20/19) 4, 4x; last at Duke (1/28/20)	11 by Nicholls State (11/9/19) 2, 3x; last by Louisville (1/14/20)
Turnovers	High Low	21, 2x; last vs. Kansas State (11/25/19) 6 vs. Arkansas Pine Bluff (11/21/19)	27 by Binghamton (12/20/19) 9 by Duke (1/28/20)
Personal Fouls	High Low	22 vs. Louisville (1/14/20) 7, vs. Northern Illinois (12/16/19)	27, 2x; last by West Virginia (11/15/19) 12 by Louisville (12/6/19)

INDIVIDUAL GAME HIGHS & LOWS

	PITT	OPPONENT
Points	28, Ryan Murphy vs. Nicholls State (11/9/19)	26, Vernon Carey, Duke (1/28/20)
FG Made	11, Au'Diese Toney at Duke (1/28/20)	11, Vernon Carey, Duke (1/28/20)
FG Attempted	22, Trey McGowens vs. Louisville (1/14/20)	19, Markedric Bell, Arkansas Pine Bluff (11/21/19)
3-Pt. FG Made	5, Justin Champagnie vs. Canisius (12/30/19)	5, Sam Sessoms, Binghamton (12/20/19)
3-Pt. FG Attempted	11, Justin Champagnie, vs. Northwestern (11/27/19)	12, Eugene German, Northern Illinois (12/16/19)
FT Made	10, Xavier Johnson vs. North Carolina (1/18/20)	7, 2x; last by Marek Dolezaj, Syracuse (12/25/20)
FT Attempted	12, Xavier Johnson vs. North Carolina (1/18/20)	9, Oscar Tshiebwe, West Virginia (11/15/19)
Rebounds	12, 2x; last Eric Hamilton vs. Northwestern (11/27/19)	17, Oscar Tshiebwe, West Virginia (11/15/19)
Offensive Rebounds	6, Justin Champagnie at Miami (1/12/20)	8, 2x; last Myles Johnson, Rutgers (12/3/19)
Defensive Rebounds	9, Justin Champagnie vs. Louisville (1/14/20)	9, Oscar Tshiebwe, West Virginia (11/15/19)
Assists	10, Xavier Johnson vs. Boston College (1/22/20)	8, Tre Jones, Duke (1/28/20)
Turnovers	8, Xavier Johnson vs. Kansas State (11/25/19)	6, Marquell Carter, Arkansas Pine Bluff (11/21/19)
Blocked Shots	5, 2x; last Terrell Brown at Robert Morris (11/12/19)	4, 2x; last George Tinsley, Binghamton (12/20/19)
Steals	4, 7x; last Au'Diese Toney at Canisius (1/25/20)	4, 2x; last Leaky Black, North Carolina (1/18/20)
Minutes	44, Justin Champagnie vs. Louisville (1/14/20)	42, 3x; Jordan Nwora, Louisville (1/14/20)

PLAYER SEASON & CAREER HIGHS

	2019-20	CAREER
0 - Eric Hamilton		
Pts	13 vs. Kansas State (11/25/19)	17 vs. Coppin State (12/12/18)
Rebs	12, 2x; last vs. Northwestern (11/27/19)	same
Asts	1, 3x; last vs. Louisville (1/14/20)	1, 9x; last vs. Rutgers (12/3/19)
Blks	3 vs. Rutgers (12/3/19)	3, 2x; last vs. Rutgers (12/3/19)
Stls	1, 8x; last vs. Canisius (12/30/19)	2 at Chattanooga (2/9/19)
Mins	30, 2x; last vs. Rutgers (12/3/19)	30 vs. Radford (12/18/18)

1 - Xavier Johnson		
Pts	20, 2x; last vs. North Carolina (1/18/20)	30 at Clemson (1/29/19)
Rebs	6, 5x; vs. North Carolina (1/18/20)	7, 3x; last at Boston College (2/12/19)
Asts	10 vs. Boston College (1/22/20)	10, 3x; last vs. Boston College (1/22/20)
Blks	1, 4x; last vs. Boston College (1/22/20)	1, 8x; last vs. Boston College (1/22/20)
Stls	4, 2x; last vs. Canisius (12/30/19)	4, 3x; last vs. Canisius (12/30/19)
Mins	41, vs. Louisville (1/14/20)	45 at Wake Forest (2/5/19)

2 - Trey McGowens		
Pts	25 at Robert Morris (11/12/19)	33 vs. Louisville (1/9/19)
Rebs	8 at Robert Morris (11/12/19)	same
Asts	8 at North Carolina (1/8/20)	same
Blks	2 vs. Binghamton (12/20/19)	same
Stls	4, 3x; last at North Carolina (1/8/20)	7 at West Virginia (12/8/18)
Mins	39, 2x; last at Miami (1/12/20)	39, 3x; last at Miami (1/12/20)

4 - Gerald Drumgoole, Jr.		
Pts	4 vs. Canisius (12/30/19)	same
Rebs	4 vs. West Virginia (11/15/19)	same
Asts	1, 4x; last at Syracuse (1/25/20)	same
Blks	1 at Syracuse (1/25/20)	-
Stls	1, 2x; last vs. Nicholls State (11/9/19)	same
Mins	20 vs. Florida State (11/6/19)	same

5 - Au'Diese Toney		
Pts	27 at Duke (1/28/20)	same
Rebs	9 vs. Nicholls State (11/9/19)	11 at Georgia Tech (2/20/19)
Asts	3, 2x; last vs. Rutgers (12/3/19)	same
Blks	-	2 vs. Saint Louis (11/21/18)
Stls	4, 2x; last at Syracuse (1/25/20)	same
Mins	40 at Duke (1/28/20)	same

11 - Justin Champagnie		
Pts	22 at North Carolina (1/8/20)	same
Rebs	11, 2x; last vs. Louisville (1/14/20)	same
Asts	1, 10x; last at Syracuse (1/25/20)	same
Blks	3 vs. Kansas State (11/25/19)	same
Stls	3, 4x; last at Miami (1/12/19)	same
Mins	44 vs. Louisville (1/14/20)	same

12 - Abdoul Karim Coulibaly		
Pts	9 vs. Binghamton (12/20/19)	same
Rebs	4, 3x; last at Duke (1/28/20)	same
Asts	2 vs. Arkansas Pine Bluff (11/21/19)	same
Blks	1 vs. Monmouth (11/18/19)	same
Stls	1, 2x; last vs. Binghamton (12/20/19)	same
Mins	21 at Duke (1/28/20)	same

13 - KJ Marshall		
Pts	-	-
Rebs	-	-
Asts	-	-
Blks	-	-
Stls	1 vs. Binghamton (12/20/19)	same
Mins	3 vs. Binghamton (12/20/19)	same

	2019-20	CAREER
14 - Curtis Aiken, Jr.		
Pts	-	-
Rebs	1 vs. Binghamton (12/20/19)	same
Asts	-	-
Blks	-	-
Stls	-	-
Mins	2 vs. Binghamton (12/20/19)	same

15 - Kene Chukwuka		
Pts	-	13 vs. Troy (11/12/18)
Rebs	-	9 vs. Boston College (3/12/19)
Asts	-	5 vs. Lehigh (11/25/17)
Blks	-	2, 6x; last vs. New Orleans (12/20/18)
Stls	-	3 at Florida State (2/18/18)
Mins	-	33 vs. Notre Dame (3/9/19)

21 - Terrell Brown		
Pts	13 vs. Florida State (11/6/19)	19 at Clemson (2/8/18)
Rebs	9 at Robert Morris (11/12/19)	13 vs. Syracuse (3/13/19)
Asts	1, 3x; last vs. Boston College (1/22/20)	4 vs. McNeese State (12/16/17)
Blks	5, 2x; last at Robert Morris (11/12/19)	9 vs. Colgate (12/29/18)
Stls	2, 2x; last vs. Canisius (12/30/19)	2, 4x; last vs. Canisius (12/30/19)
Mins	36 at Robert Morris (11/12/19)	35 vs. Syracuse (2/2/19)

22 - Anthony Starzynski		
Pts	-	3, 4x; last at Virginia (3/2/19)
Rebs	-	1 vs. Florida State (1/14/19)
Asts	-	-
Blks	-	-
Stls	1 vs. Arkansas Pine Bluff (11/21/19)	same
Mins	3 vs. Binghamton (12/20/19)	3, 4x; last vs. Binghamton (12/20/19)

23 - Samson George		
Pts	2 vs. Binghamton (12/20/19)	4 vs. McNeese State (12/16/17)
Rebs	4, 2x; last vs. West Virginia (11/15/19)	4, 2x; last vs. West Virginia (11/15/19)
Asts	-	1 vs. Delaware State (12/19/17)
Blks	-	1 at Clemson (1/29/19)
Stls	-	-
Mins	8 vs. West Virginia (11/15/19)	10, 2x; last at Clemson (1/29/19)

24 - Ryan Murphy		
Pts	28 vs. Nicholls State (11/9/19)	same
Rebs	5, 2x; last vs. Rutgers (12/3/19)	same
Asts	4, 3x; last vs. Wake Forest (1/4/20)	4, 5x; last vs. Wake Forest (1/4/20)
Blks	2 vs. Binghamton (12/20/19)	same
Stls	4 vs. Binghamton (12/20/19)	same
Mins	40, 2x; last vs. Wake Forest (1/4/20)	same

31 - Onyebuchi Ezeakudo		
Pts	2 vs. Arkansas Pine Bluff (11/21/19)	same
Rebs	1, 2x; last vs. North Carolina (1/18/20)	1, 3x; last vs. North Carolina (1/18/20)
Asts	-	2 vs. New Orleans (12/20/18)
Blks	-	-
Stls	2 vs. Arkansas Pine Bluff (11/21/19)	same
Mins	6 vs. Arkansas Pine Bluff (11/21/19)	same

42 - Chayce Smith		
Pts	-	-
Rebs	1 vs. Binghamton (12/20/19)	same
Asts	-	-
Blks	-	-
Stls	-	-
Mins	2 vs. Binghamton (12/20/19)	same

THE LAST TIME IT HAPPENED ...

TEAM

Pitt Was Ranked (AP Poll)

No. 1 Feb. 23, 2009
 Top 5 (2-5) No. 4 on March 14, 2011
 Top 10 (6-10) No. 6 on Dec. 27, 2010
 Top 25 (11-25) No. 20 on Jan. 11, 2016

Pitt Played a Ranked Opponent (AP Poll)

No. 1 at Louisville on Dec. 6, 2019
 Top 5 at No. 1 Louisville on Dec. 6, 2019
 Top 10 at No. 9 Duke on Jan. 28, 2020
 Top 25 vs. No. 11 Louisville on Jan. 14, 2020

Pitt Defeated a Ranked Opponent (AP Poll)

No. 1 vs. Connecticut (70-60) on March 7, 2009
 Top 5 vs. No. 3 Syracuse (74-66) on Jan. 17, 2011
 Top 10 vs. No. 8 Notre Dame (76-72) on Jan. 31, 2015
 Top 25 vs. No. 11 Florida State (75-62) on Jan. 14, 2019

Pitt Lost To a Ranked Opponent (AP Poll)

No. 1 at Louisville (64-46) on Dec. 6, 2019
 Top 5 at No. 1 Louisville (64-46) on Dec. 6, 2019
 Top 10 at No. 9 Duke on Jan. 28, 2020
 Top 25 vs. No. 11 Louisville (73-68 OT) on Jan. 14, 2020

Pitt Faced No. 1 (AP Poll)

Home vs. Virginia (L, 66-37) on Feb. 24, 2018
 Road at Louisville (64-46) on Dec. 6, 2019
 Neutral vs. Florida (L, 61-45) on March 22, 2014

100 Points by a Team

By Pitt 112, vs. Marshall (12/28/16)
 By Opponent 106, Louisville (1/24/17)

40+ Point Win

By Pitt 42 [99-57], vs. New Orleans (12/20/18)
 By Opponent 55 [106-51], vs. Louisville (1/24/17)

30-39 Point Win

By Pitt 35 [78-43], vs. Maryland Eastern Shore (12/15/18)
 By Opponent 34 [94-60], vs. Louisville (2/11/18)

20-29 Point Win

By Pitt 26 [79-53], vs. Binghamton (12/20/19)
 By Opponent 24 [73-49], at Virginia (3/2/19)

Overtime Game

Pitt Win 89-86, vs. Louisville (1/9/19)
 Pitt Loss 73-68, vs. Louisville (1/14/20)

Double Overtime Game

Pitt Win 93-90, vs. Eastern Michigan (11/11/16)
 Pitt Loss 95-89, vs. Oklahoma State (12/21/06)

Triple Overtime Game

Pitt Win 98-95, vs. West Virginia (2/12/10)
 Pitt Loss 74-73, at George Washington (1/10/76)

Won The Game In The Final Seconds

By Pitt Ryan Murphy 17-foot pull-up from the top of the key with 4.0 seconds gave Pitt a 74-72 win over Boston College Jan. 22, 2020
 By Opponent Steve Vasturia three-point field goal with 2.5 seconds remaining gave Notre Dame a 78-77 win Dec. 31, 2016

Five or More Players in Double-Digit Scoring

By Pitt 5, vs. Canisius (12/30/19)
 By Opponent 5, Boston College (1/22/20)

Made 40-49 Field Goals

By Pitt 41, vs. Maryland-Eastern Shore (12/18/10)
 By Opponent 41, UCLA (2/2/91)

Made Fewer Than 20 Field Goals

By Pitt 19, vs. Monmouth (11/18/19)
 By Opponent 19, North Carolina (1/18/20)

Had 70-79 Field Goal Attempts

By Pitt 72, vs. Notre Dame (12/31/16)
 By Opponent 71, NC State (1/12/19)

Had 80-89 Field Goal Attempts

By Pitt 83, vs. Wake Forest (2/16/16)
 By Opponent 89, Villanova (3/4/98)

Had 90-99 Field Goal Attempts

By Pitt 92, vs. Houston Baptist (11/9/07)
 By Opponent 95, West Virginia (1/18/67)

Had Fewer Than 35 Field Goal Attempts

By Pitt 35, vs. Cincinnati (12/17/13)
 By Opponent 34, Notre Dame (3/11/10)

Shot Over 60 Percent From The Field

By Pitt .635 [33-of-52], vs. VMI (11/9/18)
 By Opponent .630 [34-of-54], Louisville (2/11/18)

Shot Over 70 Percent From The Field

By Pitt .717 [33-of-46], at DePaul (3/9/13)
 By Opponent .700 [42-of-60], Syracuse (2/4/89)

Shot Less Than 30 Percent From The Field

By Pitt .291 [16-of-55], vs. West Virginia (11/15/19)
 By Opponent .269 [18-of-67], Youngstown State (11/6/18)

Made 10+ Three-Point Field Goals

By Pitt 10, vs. Syracuse (3/13/19)
 By Opponent 10, Boston College (1/22/20)

Made 15+ Three-Point Field Goals

By Pitt 16, vs. Notre Dame (1/29/97)
 By Opponent 17, Lafayette (1/2/08)

Made 0 Three-Point Field Goals

By Pitt at Georgia Tech (3/5/16)
 By Opponent Louisville (2/11/15)

Had 30+ Three-Point Field Goal Attempts

By Pitt 37, at Boston College (2/12/19)
 By Opponent 30, Binghamton (12/20/19)

Shot Over 60 Percent From The Three-Point Line

By Pitt .619 [13-of-21], vs. Virginia (1/4/17)
 By Opponent .632 [12-of-19], Syracuse (3/14/13)

Shot Over 70 Percent From The Three-Point Line

By Pitt .727 [8-of-11], vs. Connecticut (3/10/11)
 By Opponent .700 [7-of-10], Georgetown (1/20/10)

Shot Over 80 Percent From The Three-Point Line

By Pitt .833 [5-of-6], vs. Providence (2/11/90)
 By Opponent -

Shot Less Than 20 Percent From Three-Point Line

By Pitt .188 [3-of-16], at Miami (1/12/20)
 By Opponent .174 [4-of-23], Rutgers (12/3/19)

Made 30-39 Free Throws

By Pitt 38, vs. Florida State (1/14/19)
 By Opponent 33, Wichita State (3/21/13)

Made 40+ Free Throws

By Pitt 42, vs. Oklahoma (1/15/89)
 By Opponent 42, St. John's (3/9/95)

Made 5 Or Fewer Free Throws

By Pitt 3, at Louisville (12/6/19)
 By Opponent 1, Binghamton (12/20/19)

Had 40-49 Free Throw Attempts

By Pitt 46, vs. Florida State (1/14/19)
 By Opponent 40, Florida State (2/18/18)

Had 50+ Free Throw Attempts

By Pitt 50, vs. Seton Hall (2/8/97)
 By Opponent -

Shot Over 90 Percent From The Foul Line

By Pitt .957 [22-of-23], vs. New Orleans (12/20/18)
 By Opponent .923 [12-of-13], Boston College (1/22/20)

Shot 100 Percent From The Foul Line

By Pitt 3-of-3, at Miami (1/31/18)
 By Opponent 6-of-6, Robert Morris (11/12/19)

Had 50-59 Rebounds

By Pitt 51, vs. Maryland Eastern Shore (12/15/18)
 By Opponent 51, West Virginia (11/15/19)

Had 60+ Rebounds

By Pitt 60, vs. VMI (12/6/11)
 By Opponent 74, West Virginia (2/16/64)

Five Players Fouled Out

By Pitt vs. Villanova (2/7/86)
 By Opponent Seton Hall (2/9/85)

Had 20-29 Assists

By Pitt 20, vs. Troy (11/12/18)
 By Opponent 24, North Carolina (1/5/19)

Had 30+ Assists

By Pitt 30, vs. Virginia Tech (1/31/16)
 By Opponent 31, UCLA (2/2/91)

Had 10+ Blocked Shots

By Pitt 13, vs. Colgate (12/29/18)
 By Opponent 12, Georgia Tech (2/20/19)

Had 15+ Steals

By Pitt 15, Binghamton (12/20/19)
 By Opponent 16, Boston College (3/10/01)

Had 20+ Turnovers

By Pitt 21, vs. Kansas State (11/25/19)
 By Opponent 21, Canisius (12/30/19)

Had 30+ Turnovers

By Pitt 30, at Navy (11/26/99)
 By Opponent 31, Carnegie Mellon (12/16/96)

Committed 10 Or Fewer Turnovers

By Pitt 8, vs. North Carolina (1/18/20)
 By Opponent 9, Duke (1/28/20)

THE LAST TIME IT HAPPENED ...

INDIVIDUAL

30-39 Points by a Player

By Pitt 30, Xavier Johnson, at Clemson (1/29/19)
By Opp. 31, Kerry Blackshear, Jr., Virginia Tech (1/6/18)

40+ Points by a Player

By Pitt 43, Jamel Artis at Louisville (1/11/17)
By Opp. 41, T.J. Warren, NC State (3/3/14)

Two Players Scored 30 or More Points

By Pitt Jamel Artis (30) and Michael Young (30)
vs. Marshall (12/28/16)
By Opp. Kenny Anderson (32) and Dennis Scott (30),
Georgia Tech (12/28/89)

Two Players Scored 20 or More Points

By Pitt Trey McGowens (24) and Justin Champagnie (22)
at North Carolina (1/8/20)
By Opp. RJ Barrett (26) and Zion Williamson (25),
Duke (1/22/19)

Three Players Scored 20 or More Points

By Pitt Trey McGowens (24), Xavier Johnson (21) and
Au'Diese Toney (20) vs. New Orleans (12/20/18)
By Opp. CJ Burks (25), Stevie Browning (22) and
Ryan Taylor (22), Marshall (12/28/16)

10+ Field Goals Made by a Player

By Pitt 11, Au'Diese Toney at Duke (1/28/20)
By Opp. 11, Vernon Carey, Duke (1/28/20)

15+ Field Goals Made by a Player

By Pitt 15, Jamel Artis at Louisville (1/11/17)
By Opp. 16, T.J. Warren, NC State (3/3/14)

20-29 Field Goal Attempts by a Player

By Pitt 22, Trey McGowens vs. Louisville (1/14/20)
By Opp. 24, RJ Barrett, Duke (1/22/19)

Player Shot 1.000 With 5+ Field Goal Attempts

By Pitt 5-of-5, Khameron Davis vs. Mount St. Mary's (12/5/17)
By Opp. 6-of-6, Jairus Hamilton, Boston College (1/22/20)

Player Shot .800 With 10+ Field Goal Attempts

By Pitt 12-of-14 [.857], Sheldon Jeter vs. Florida State (2/18/17)
By Opp. 11-of-13 [.846] Zion Williamson, Duke (1/22/19)

Player Shot .900 With 10+ Field Goal Attempts

By Pitt 9-of-10 [.900], Talib Zanna at Clemson (1/21/14)
By Opp. 9-of-10 [.900] Wendall Carter, Jr., Duke (1/20/18)

5+ 3pt Field Goals Made by a Player

By Pitt 5, Justin Champagnie vs. Canisius (12/30/19)
By Opp. 5, Sam Sessoms, Binghamton (12/20/19)

10+ 3pt Field Goal Attempts by a Player

By Pitt 11, Justin Champagnie vs. Northwestern (11/27/19)
By Opp. 11, Sam Sessoms, Binghamton (12/20/19)

Player Shot .800 With 5+ 3pt Field Goal Attempts

By Pitt .833 [5-of-6], Justin Champagnie vs. Canisius (12/30/19)
By Opp. .800 [4-of-5], CJ Bryce, NC State (2/9/19)

10+ Free Throws Made by a Player

By Pitt 10, Xavier Johnson vs. North Carolina (1/18/20)
By Opp. 10, Kerry Blackshear, Jr., Virginia Tech (2/16/19)

15+ Free Throws Made by a Player

By Pitt 18, Trey McGowens vs. Florida State (1/14/19)
By Opp. 16, Michael Sweetney, Georgetown (1/19/02)

10+ Free Throws Attempted by a Player

By Pitt 12, Xavier Johnson vs. North Carolina (1/18/20)
By Opp. 10, Jose Alvarado, Georgia Tech (2/20/19)

15+ Free Throws Attempted by a Player

By Pitt 19, Trey McGowens vs. Florida State (1/14/19)
By Opp. 20, Ovie Soko, Duquesne (11/30/13)

Player Shot 1.000 With 10+ Free Throw Attempts

By Pitt 10-of-10, Xavier Johnson vs. Florida State (1/14/19)
By Opp. 14-of-14, Anthony Barber, NC State (1/19/16)

10+ Rebounds by a Player

By Pitt 10, Justin Champagnie vs. Boston College (1/22/20)
By Opp. 13, Vernon Carey, Duke (1/28/20)

15+ Rebounds by a Player

By Pitt 16, Ryan Luther vs. Mount St. Mary's (12/5/17)
By Opp. 17, Oscar Tshiebwe, West Virginia (11/15/19)

20+ Rebounds by a Player

By Pitt 21, Derek Randall vs. Chaminade (11/24/14)
By Opp. 21, Mike Davis, Maryland (2/15/77)

Two Players with 10 or More Rebounds

By Pitt Cameron Johnson (11), Michael Young (10)
and Sheldon Jeter (10) vs. Virginia Tech (2/14/17)
By Opp. Garrison Brooks (13) and Amando Bacot (11)
North Carolina (1/18/20)

5+ Offensive Rebounds by a Player

By Pitt 6, Justin Champagnie at Miami (1/12/20)
By Opp. 5, Vernon Carey, Duke (1/28/20)

10+ Defensive Rebounds by a Player

By Pitt 10, Cameron Johnson vs. Virginia Tech (2/14/17)
By Opp. 11, John Mooney, Notre Dame (3/9/19)

10+ Assists by a Player

By Pitt 10, Xavier Johnson vs. Boston College (1/22/20)
By Opp. 12, Markell Johnson, NC State (1/24/18)

5+ Blocked Shots by a Player

By Pitt 5, Terrell Brown at Robert Morris (11/12/19)
By Opp. 6, Paschal Chukwu, Syracuse (3/13/19)

5+ Steals by a Player

By Pitt 5, Trey McGowens vs. Florida State (1/14/19)
By Opp. 6, Jordan Bohannon, Iowa (11/27/18)

Double-Double by a Player*

By Pitt 17/10, Justin Champagnie vs. Boston College (1/22/20)
By Opp. 26/13, Vernon Carey, Duke (1/28/20)

20 - 20 Games (Points - Rebounds)

By Pitt 20/20, DeJuan Blair at Connecticut (2/16/09)
By Opp. 42/20, Bruce King, Iowa (12/30/76)

Triple-Double by a Player^

By Pitt 23/12/11, Ricardo Greer vs. Villanova (3/4/98)
By Opp. 14/10/11, Mike Griffin, Syracuse (2/27/01)

*Double-doubles are points and rebounds unless otherwise indicated

^Triple-doubles are points, rebounds, and assists

PITT MISCELLANEOUS STATISTICS

Games as Leading Scorer

Trey McGowens	7
Justin Champagnie	6
Xavier Johnson	4
Ryan Murphy	3
Au'Diese Toney	1
Terrell Brown	1
Eric Hamilton	1

Games as Leading Rebounder

Justin Champagnie	13
Eric Hamilton	4
Au'Diese Toney	4
Terrell Brown	1
Trey McGowens	1
Eric Hamilton	1

Games Leading in Assists

Xavier Johnson	15
Trey McGowens	7
Ryan Murphy	3
Au'Diese Toney	1

20+ Point Scoring Games

Justin Champagnie	3
Trey McGowens	3
Xavier Johnson	2
Ryan Murphy	1
Au'Diese Toney	1

Double-Figure Scoring Games

Trey McGowens	15
Xavier Johnson	14
Justin Champagnie	14
Ryan Murphy	11
Au'Diese Toney	7
Eric Hamilton	5
Terrell Brown	3

Double-Figure Rebound Games

Justin Champagnie	5
Eric Hamilton	2

Double-Figure Assist Games

Xavier Johnson	1
----------------	---

Double-Doubles

Justin Champagnie	4
Eric Hamilton	2

Pitt's First Substitution

Terrell Brown	12
Ryan Murphy	5
Au'Diese Toney	4
Justin Champagnie	2
Eric Hamilton	2
Trey McGowens	1
Gerald Drumgoole Jr.	1

Jump Balls Controlled

Opponent	8
Pitt	14
Eric Hamilton	8
Terrell Brown	6

Dunks

Opponent	40
Pitt	57
Justin Champagnie	17
Trey McGowens	12
Terrell Brown	12
Au'Diese Toney	7
Eric Hamilton	5
Xavier Johnson	4

Three-Point Plays

Opponent	16
Pitt	18
Trey McGowens	6
Au'Diese Toney	3
Terrell Brown	3
Xavier Johnson	3
Eric Hamilton	2
Ryan Murphy	1

Offensive Fouls Drawn

Opponent	27
Pitt	40
Xavier Johnson	18
Eric Hamilton	13
Trey McGowens	5
Ryan Murphy	2
Au'Diese Toney	1
Terrell Brown	1

Technical Fouls / Flagrant 1s

Opponent	6
Pitt	7
Justin Champagnie	2
Bench	2
Trey McGowens	1
Au'Diese Toney	1
Ryan Murphy	1

Largest Halftime Lead

20 [41-21] vs. Binghamton (12/20/19)
20 [43-23] vs. North Carolina (1/18/20)

Largest Halftime Deficit

14 [35-21] at Louisville (12/6/19)

Largest Halftime Deficit Overcome to Win

9 [37-28] at North Carolina (1/8/20)

Largest Deficit Overcome to Win

14 [32-18, 3:27 1st], at North Carolina (1/8/20)
14 [33-19, 3:21 1st], vs. Boston College (1/22/20)

Largest Pitt Lead

31 [71-40, 6:00 2nd], vs. Binghamton (12/20/19)

Largest Pitt Deficit

20 [64-44, 2:41 2nd] at Louisville (12/6/19)
20 [46-26, 13:59 2nd] at Miami (1/12/20)
20 [30-10, 4:51 1st] at Syracuse (1/25/20)

Largest Pitt Win

26 [79-53], vs. Binghamton (12/20/19)

Largest Pitt Defeat

18 [64-46], at Louisville (12/6/19)

Most Consecutive Points Scored

17 vs. Boston College (1/22/20)

Most Consecutive Points Allowed

18, at Robert Morris (11/12/19)

Longest Winning Streak

5, Nov. 18-Dec. 3

Longest Losing Streak

2, Jan. 12-14 & Jan. 25-28

Largest Home Crowd

12,376, vs. North Carolina (1/18/20)

Largest Road Crowd

23,711, at Syracuse (1/25/20)

Largest Neutral Crowd

3,013, vs. Kansas State (11/25/19)

PITT'S 2019-20 RECORD WHEN ...

Plays at home	9-4
Plays on the road	2-4
Plays at neutral site	2-0
Record vs. the ACC (regular season)	4-6
Record against non-conference	9-2
Wins the game before	7-6
Loses the game before	5-2
Leads at half	7-2
Trails at half	4-6
Tied at half	2-0
Plays an overtime game	0-1
Shoots 50% or better	2-1
Shoots less than 50%	11-7
Opp. shoots 50% or less	13-7
Shoots better than opp.	12-1
Shoots worse than opp.	1-7
Has more FTs made than opp.	11-4
Has equal FTs made	0-1
Has less FTs made than opp.	2-3
Outrebounds opp.	7-1
Is outrebounded	6-5
Has equal rebounds	0-2
Has more TOs than opp.	2-3
Has equal or less TOs than opp.	11-5
Scores more/equal bench pts.	7-5
Scores less bench pts.	6-3
Plays a ranked opp. (AP)	0-3
Makes 5+ 3-Pt. shots	10-3
No Pitt player fouls out	11-3
1+ Pitt player fouls out	2-5
Has 20+ assists	0-0
Wears white uniforms	9-3
Wears gold uniforms	0-2
Wears blue uniforms	3-3
Wears black uniforms	1-0
Plays in tournaments	4-0
Plays on television	11-7
Plays in November	6-2
Plays in December	4-1
Plays in January	3-5
Plays in February	0-0
Plays in March	0-0
Plays during the day	2-3
Plays at night	11-5
Plays on Sunday	0-1
Plays on Monday	4-0
Plays on Tuesday	2-2
Plays on Wednesday	4-0
Plays on Thursday	1-0
Plays on Friday	1-2
Plays on Saturday	1-3
Margin is 5 pts. or less	3-3
Margin is 10 pts. or less	6-5
Margin is between 11-20	5-3
Margin is more than 20	2-0
Has a 20-pt. scorer	6-3
Has a 30-pt. scorer	0-0
Scores 59 points or less	1-3
Scores 60+ points	12-5
Scores 70+ points	7-1
Scores 80+ points	1-0
Scores 90+ points	0-0
Scores 100+ points	0-0

BY STARTING LINEUP

Johnson, McGowens, Toney, Champagnie, Hamilton	4-3
Johnson, McGowens, Murphy, Champagnie, Hamilton	3-2
Johnson, McGowens, Murphy, Champagnie, Brown	3-0
Johnson, McGowens, Toney, Drumgoole, Hamilton	1-1
Johnson, McGowens, Murphy, Toney, Brown	1-1
Johnson, Murphy, Toney, Champagnie, Hamilton	1-0
Johnson, McGowens, Murphy, Toney, Hamilton	0-1

PITT BASKETBALL IN THE POLLS

The Pitt basketball program has held a prominent spot in the national basketball scene for the past 16 seasons. The final national rankings are just one area to measure the Panthers success in that span. Pitt has finished in the Associated Press top 25 in eight of the past 16 seasons, including three times concluding the year ranked in the top 10 in the nation.

- Pitt has been ranked in the top 25 of the AP Poll at some point in 14 of the past 16 seasons.
- Pitt concluded the 2008-09 and 2010-11 season ranked No. 4 in the AP Poll.
- Pitt claimed its first No. 1 ranking in the AP Poll during the 2008-09 season.
- The Panthers have been ranked in the AP top 25 a total of 260 weeks.
- Pitt has been ranked in the top 10 of the AP Poll 117 times.
- The Panthers spent the entire 2008-09 season ranked in the top 10 of the AP Poll, including 17 weeks in the top 5 and three weeks ranked No. 1 overall.

AP POLL RECORDS

ALL-TIME RECORD - RANKED

Rk	W-L	Pct.
1	3-2	.600
2	11-6	.647
3	24-4	.857
4	36-7	.837
5	25-2	.926
6	17-4	.810
7	17-6	.739
8	8-5	.615
9	13-9	.591
10	15-3	.833
11	14-5	.737
12	11-4	.733
13	18-6	.750
14	11-2	.846
15	14-4	.778
16	11-7	.611
17	26-8	.765
18	12-9	.571
19	4-2	.667
20	14-6	.700
21	3-2	.600
22	17-11	.607
23	6-1	.857
24	8-3	.727
25	4-3	.571
Total	342-121	.739

ALL-TIME RECORD - VS. RANKED

Rk	W-L	Pct.
1	2-18	.100
2	3-11	.214
3	5-15	.250
4	5-9	.357
5	8-9	.471
6	3-11	.214
7	2-5	.286
8	4-10	.286
9	8-11	.421
10	3-12	.200
11	6-20	.231
12	8-14	.364
13	7-7	.500
14	2-16	.111
15	8-12	.400
16	2-8	.200
17	5-10	.333
18	2-15	.118
19	6-11	.353
20	9-7	.563
21	0-10	.000
22	1-3	.250
23	4-5	.444
24	2-6	.250
25	6-5	.545
Total	111-260	.299

PITT IN THE AP POLL

Total Polls Ranked	260
Top 10 Rankings	117
Longest Consecutive Polls Ranked	60
Current Streak	0

Years Ranked

Total Years	23
Consecutive Years	13
Current Streak	1

Final Poll

Total Polls	12
Top 10	5
High Rank	4

No. 1 Ranking

Total Rankings	3
Most No. 1 Weeks in Succession	2

Weeks Ranked By Ranking

First Ranked: Dec. 16, 1958 (No. 18)
Last Ranked: Jan. 11, 2016 (No. 20)

Rank	Weeks
No. 1	3
No. 2	11
No. 3	16
No. 4	21
No. 5	15
No. 6	12
No. 7	12
No. 8	7
No. 9	13
No. 10	10
No. 11	10
No. 12	9
No. 13	10
No. 14	8
No. 15	10
No. 16	13
No. 17	18
No. 18	11
No. 19	3
No. 20	12
No. 21	3
No. 22	14
No. 23	6
No. 24	8
No. 25	4

2019-20 BOX SCORES

Official Basketball Box Score -- Game Totals -- Final Statistics

Pitt vs Duke

01/28/20 9:00 pm at Durham, NC

Pitt 67 • 13-8,4-6 ACC

#	Player	Total			3-Ptr			Rebounds			PF	TP	A	TO	Blk	Stl	Min
		FG-FGA	FG-FGA	FT-FTA	FG-FGA	FT-FTA	Off	Def	Tot								
00	Eric Hamilton	f	1-2	0-0	2-2	2	4	6	2	4	0	1	0	0	0	9	
11	Justin Champagnie	f	5-12	1-5	2-2	2	5	7	0	13	0	2	1	1	1	40	
01	Xavier Johnson	g	3-10	0-1	3-4	0	4	4	4	9	3	3	0	0	0	36	
02	Trey McGowens	g	0-7	0-2	2-2	0	3	3	2	2	6	2	0	1	30		
05	Au'Diese Toney	g	11-19	3-4	2-2	2	2	4	3	27	1	0	0	0	40		
12	Abdoul Karim Couliba		3-4	0-0	2-4	2	2	4	0	8	1	1	0	0	22		
21	Terrell Brown		2-2	0-0	0-0	0	1	1	3	4	0	0	0	1	9		
24	Ryan Murphy		0-1	0-0	0-0	0	0	0	1	0	1	0	0	1	14		
Team						2	1	3									
Totals			25-57	4-12	13-16	10	22	32	15	67	12	9	1	4	200		

FG % 1st Half: 12-32 37.5% 2nd half: 13-25 52.0% Game: 25-57 43.9% Deadball Rebounds 1
 3FG % 1st Half: 2-5 40.0% 2nd half: 2-7 28.6% Game: 4-12 33.3%
 FT % 1st Half: 8-9 88.9% 2nd half: 5-7 71.4% Game: 13-16 81.3%

Duke 79 • 17-3,7-2 ACC

#	Player	Total			3-Ptr			Rebounds			PF	TP	A	TO	Blk	Stl	Min
		FG-FGA	FG-FGA	FT-FTA	FG-FGA	FT-FTA	Off	Def	Tot								
21	Matthew Hurt	f	2-6	1-4	2-4	2	2	4	4	7	2	0	1	0	24		
01	Vernon Carey	c	11-17	1-2	3-6	5	8	13	3	26	4	3	1	0	35		
02	Cassius Stanley	g	5-10	1-5	0-0	3	4	7	3	11	0	2	1	0	29		
03	Tre Jones	g	5-10	1-2	3-3	0	3	3	2	14	8	0	1	1	40		
14	Jordan Goldwire	g	4-9	3-7	2-2	1	4	5	1	13	3	1	0	1	35		
12	Javin DeLaurier		0-0	0-0	0-0	0	0	0	1	0	0	0	0	0	4		
13	Joey Baker		1-6	0-3	0-0	0	0	0	1	2	1	0	0	0	9		
15	Alex O'Connell		0-1	0-0	0-0	0	0	0	0	0	0	0	0	0	1		
41	Jack White		2-3	2-3	0-0	2	1	3	1	6	1	2	1	1	23		
Team						1	1	2			1						
Totals			30-62	9-26	10-15	14	23	37	16	79	19	9	5	3	200		

FG % 1st Half: 17-33 51.5% 2nd half: 13-29 44.8% Game: 30-62 48.4% Deadball Rebounds 1,1
 3FG % 1st Half: 7-14 50.0% 2nd half: 2-12 16.7% Game: 9-26 34.6%
 FT % 1st Half: 4-8 50.0% 2nd half: 6-7 85.7% Game: 10-15 66.7%

Officials: Mike Roberts,Bert Smith,Mike Eades

Technical fouls: Pitt-TEAM. Duke-None.

Attendance: 9314

2019-20 Men's Basketball. Round: 0. Duke vs Pittsburgh. Played at Cameron Indo

Score by periods	1st	2nd	Total
Pitt	34	33	67
Duke	45	34	79

	In	Off	2nd	Fast	Bench
Points	Paint	T/O	Chance	Break	
PITT	40	17	10	14	12
DUKE	34	14	11	9	8

Last FG - PITT 2nd-00:37, DUKE 2nd-01:29.
 Largest lead - PITT by 3 1st-12:23, DUKE by 18 2nd-13:43.
 PITT led for 02:09. DUKE led for 34:38. Game was tied for 03:13.

2019-20 SEASON STATS

Game Records

Record	Overall	Home	Away	Neutral
ALL GAMES	13-8	9-4	2-4	2-0
CONFERENCE	4-6	3-2	1-4	0-0
NON-CONFERENCE	9-2	6-2	1-0	2-0

Score by Periods

Team	1st	2nd	OT	TOT
Pittsburgh	628	760	7	1395
Opponents	624	685	12	1321

Team Box Score

No.	Player				Total			3-Point		F-Throw		Rebounds										
		GP-GS	MIN	AVG	FG-FGA	FG%	3FG-FGA	3FG%	FT-FTA	FT%	OFF	DEF	TOT	AVG	PF	DQ	A	TO	BLK	STL	PTS	AVG
2	MCGOWENS, Trey	21-20	683:04	32.5	85-225	.378	24-81	.296	69-94	.734	12	64	76	3.6	56	1	70	56	2	40	263	12.5
1	JOHNSON, Xavier	21-21	704:38	33.6	81-209	.388	21-57	.368	63-85	.741	8	73	81	3.9	56	4	109	76	4	26	246	11.7
11	CHAMPAGNIE, Justin	21-16	651:23	31.0	90-213	.423	19-75	.253	44-55	.800	44	103	147	7.0	45	1	10	22	15	25	243	11.6
24	MURPHY, Ryan	21-12	633:31	30.2	74-194	.381	39-110	.355	25-30	.833	13	41	54	2.6	24	0	34	29	2	22	212	10.1
5	TONEY, Au'Diese	19-13	514:38	27.1	56-115	.487	10-30	.333	37-53	.698	37	56	93	4.9	36	2	21	15	0	18	159	8.4
0	HAMILTON, Eric	21-16	350:50	16.7	42-79	.532	0-2	.000	34-45	.756	38	54	92	4.4	37	1	4	16	12	8	118	5.6
21	BROWN, Terrell	21-5	400:57	19.1	43-75	.573	0-4	.000	23-37	.622	32	37	69	3.3	46	1	3	14	38	9	109	5.2
12	COULIBALY, Abdoul Karim	14-0	131:08	9.4	12-32	.375	0-1	.000	4-12	.333	10	10	20	1.4	15	0	4	7	2	3	28	2.0
23	GEORGE, Samson	3-0	14:23	4.8	1-6	.167	0-0	.000	2-4	.500	3	2	5	1.7	1	0	0	0	0	0	4	1.3
4	DRUMGOOLE JR., Gerald	9-2	87:15	9.7	3-18	.167	0-12	.000	5-9	.556	7	6	13	1.4	10	0	4	8	1	2	11	1.2
31	EZEAKUDO, Onyebuchi	11-0	28:19	2.6	1-3	.333	0-2	.000	0-0	.000	2	2	4	0.4	0	0	1	2	0	3	2	0.2
22	STARZYNSKI, Anthony	3-0	04:57	1.6	0-0	.000	0-0	.000	0-0	.000	0	0	0	0.0	0	0	1	0	0	1	0	0.0
14	AIKEN JR., Curtis	2-0	02:09	1.1	0-0	.000	0-0	.000	0-0	.000	0	1	1	0.5	0	0	0	0	0	0	0	0.0
13	MARSHALL, KJ	1-0	03:21	3.4	0-2	.000	0-0	.000	0-0	.000	0	0	0	0.0	1	0	0	0	0	1	0	0.0
42	SMITH, Chayce	1-0	01:25	1.4	0-0	.000	0-0	.000	0-0	.000	0	1	1	1.0	0	0	0	0	0	0	0	0.0
Team											39	40	79					12				
Total		21			488-1171	.417	113-374	.302	306-424	.722	245	490	735	35.0	327	10	261	258	76	158	1395	66.4
Opponents		21			483-1173	.412	156-472	.331	199-291	.684	256	501	757	36.0	389	-	272	328	78	110	1321	62.9

Team Statistics

	Pitt	OPP
Scoring	1395	1321
Points per game	66.4	62.9
Scoring margin	+3.5	-
Field goals-att	488-1171	483-1173
Field goal pct	.417	.412
3 point fg-att	113-374	156-472
3-point FG pct	.302	.331
3-pt FG made per game	5.4	7.4
Free throws-att	306-424	199-291
Free throw pct	.722	.684
F-Throws made per game	14.6	9.5
Rebounds	735	757
Rebounds per game	35.0	36.0
Rebounding margin	-1.0	-
Assists	261	272
Assists per game	12.4	13.0
Turnovers	258	328
Turnovers per game	12.3	15.6
Turnover margin	+3.3	-
Assist/turnover ratio	1.0	0.8
Steals	158	110
Steals per game	7.5	5.2
Blocks	76	78
Blocks per game	3.6	3.7
Winning streak	0	-
Home win streak	2	-
Attendance	111670	81493
Home games-Avg/Game	13-8590	6-13582
Neutral site-Avg/Game	-	2-2530

Team Results

Date	Opponent		Score	Att.
11/06/19	Florida St.	W	63-61	9016
11/09/19	Nicholls St.	L	70-75	7956
11/12/19	at Robert Morris	W	71-57	4034
11/15/19	West Virginia	L	53-68	11725
11/18/19	Monmouth	W	63-50	6753
11/21/19	Ark.-Pine Bluff	W	66-41	7068
11/25/19	vs Kansas St.	W	63-59	3013
11/27/19	vs Northwestern	W	72-59	2046
12/03/19	Rutgers	W	71-60	7894
12/06/19	at Louisville	L	46-64	17249
12/16/19	Northern Ill.	W	59-50	7015
12/20/19	Binghamton	W	79-53	7226
12/30/19	Canisius	W	87-79	8035
01/04/20	Wake Forest	L	65-69	10155
01/08/20	at North Carolina	W	73-65	20798
01/12/20	at Miami (FL)	L	58-66	6387
01/14/20	Louisville	L	68-73	9221
01/18/20	North Carolina	W	66-52	12376
01/22/20	Boston College	W	74-72	7230
01/25/20	at Syracuse	L	61-69	23711
01/28/20	at Duke	L	67-79	9314

2019-20 ACC STATS

Game Records

Record	Overall	Home	Away	Neutral
ALL GAMES	4-6	3-2	1-4	0-0
CONFERENCE	4-6	3-2	1-4	0-0
NON-CONFERENCE	0-0	0-0	0-0	0-0

Score by Periods

Team	1st	2nd	OT	TOT
Pittsburgh	283	351	7	641
Opponents	316	342	12	670

Team Box Score

No.	Player				Total		3-Point		F-Throw		Rebounds											
		GP-GS	MIN	AVG	FG-FGA	FG%	3FG-FGA	3FG%	FT-FTA	FT%	OFF	DEF	TOT	AVG	PF	DQ	A	TO	BLK	STL	PTS	AVG
2	MCGOWENS, Trey	10-10	337:39	33.8	38-124	.306	12-43	.279	32-42	.762	9	30	39	3.9	30	0	43	28	0	20	120	12.0
1	JOHNSON, Xavier	10-10	350:37	35.1	35-101	.347	10-27	.370	38-52	.731	4	35	39	3.9	33	2	46	34	3	12	118	11.8
11	CHAMPAGNIE, Justin	10-8	335:04	33.5	39-100	.390	11-41	.268	21-28	.750	23	56	79	7.9	20	1	5	9	8	11	110	11.0
5	TONEY, Au'Diese	8-7	237:60	29.7	32-65	.492	8-19	.421	11-19	.579	16	25	41	5.1	21	2	9	9	0	9	83	10.4
24	MURPHY, Ryan	10-4	291:49	29.2	31-82	.378	19-47	.404	6-6	1.000	4	18	22	2.2	12	0	15	10	0	9	87	8.7
21	BROWN, Terrell	10-0	193:25	19.3	26-34	.765	0-0	.000	9-15	.600	15	14	29	2.9	29	1	1	6	15	3	61	6.1
0	HAMILTON, Eric	10-10	180:08	18.0	17-33	.515	0-1	.000	18-21	.857	16	24	40	4.0	23	1	1	6	6	0	52	5.2
12	COULIBALY, Abdoul Karim	5-0	37:54	7.6	3-5	.600	0-0	.000	2-4	.500	4	3	7	1.4	3	0	1	2	0	0	8	1.6
4	DRUMGOOLE JR., Gerald	5-1	55:40	11.1	1-12	.083	0-8	.000	0-0	.000	2	3	5	1.0	6	0	3	3	1	1	2	0.4
22	STARZYNSKI, Anthony	1-0	00:30	0.5	0-0	.000	0-0	.000	0-0	.000	0	0	0	0.0	0	0	0	0	0	0	0	0.0
31	EZEAKUDO, Onyebuchi	4-0	03:52	1.0	0-0	.000	0-0	.000	0-0	.000	0	1	1	0.3	0	0	0	0	0	0	0	0.0
Team											12	19	31				9					
Total		10	2025		222-556	.399	60-186	.323	137-187	.733	105	228	333	33.3	177	7	124	116	33	65	641	64.1
Opponents		10	2025		238-548	.434	77-228	.338	117-171	.684	112	253	365	36.5	170	6	141	141	42	45	670	67.0

Team Statistics

	PITT	OPP
Scoring	641	670
Points per game	64.1	67.0
Scoring margin	-2.9	-
Field goals-att	222-556	238-548
Field goal pct	.399	.434
3 point fg-att	60-186	77-228
3-point FG pct	.323	.338
3-pt FG made per game	6.0	7.7
Free throws-att	137-187	117-171
Free throw pct	.733	.684
F-Throws made per game	13.7	11.7
Rebounds	333	365
Rebounds per game	33.3	36.5
Rebounding margin	-3.2	-
Assists	124	141
Assists per game	12.4	14.1
Turnovers	116	141
Turnovers per game	11.6	14.1
Turnover margin	+2.5	-
Assist/turnover ratio	1.1	1.0
Steals	65	45
Steals per game	6.5	4.5
Blocks	33	42
Blocks per game	3.3	4.2
Winning streak	0	-
Home win streak	2	-
Attendance	47998	77459
Home games-Avg/Game	5-9600	5-15492
Neutral site-Avg/Game	-	0-0

Team Results

Date	Opponent		Score	Att.
11/06/2019	Florida St.	W	63-61	9016
12/06/2019	at Louisville	L	46-64	17249
01/04/2020	Wake Forest	L	65-69	10155
01/08/2020	at North Carolina	W	73-65	20798
01/12/2020	at Miami (FL)	L	58-66	6387
01/14/2020	Louisville	Lot	68-73	9221
01/18/2020	North Carolina	W	66-52	12376
01/22/2020	Boston College	W	74-72	7230
01/25/2020	at Syracuse	L	61-69	23711
01/28/2020	at Duke	L	67-79	9314