



ACC

U

adidas

2019

MIAMI HURRICANES
FOOTBALL



NOT A CELEBRATION.

A CHAIN REACTION.

**WE
DO
THIS**

ACCN is the home for 40 football games, 150 men's and women's basketball games and 250 Olympic sports events. Get closer to 15 championship-winning programs with inside access, studio programming and ESPN Films documentaries. Watch the Hurricanes wreak havoc all year long, and catch all of the conference action on the new home of the ACC.

Check GetACCN.com for current providers.

ACCN
ESPN



TABLE OF CONTENTS

MEDIA INFORMATION

1	Contents / 2019 Schedule
2	University Information
3	President Julio Frenk
3	Faculty Rep. Dr. Marvin Dawkins
4	Director of Athletics Blake James
5-8	Athletics Administration

2019 MIAMI HURRICANES

10-11	Alphabetical Roster
12-13	Numerical Roster
14-41	Player Profiles

COACHING STAFF

42-45	Head Coach Manny Diaz
46-56	Assistant Coaches
57-64	Football Support Staff

2018 SEASON IN REVIEW

66-72	Game Recaps
73-100	Final Season Statistics

HURRICANES FOOTBALL HISTORY

102-109	Miami Football History
110-123	All-Time Results
124-140	Series History
141-145	National Championships
146	Bowl Game History
147-159	Bowl Game Recaps
160-165	College/Pro Football Hall of Fame
166-174	First-Team All-Americans
175-178	Ring of Honor
179	Retired Jerseys
180-185	Award Winners
186-196	#ProCanes
197-200	NFL Draft Picks

HURRICANES FOOTBALL HISTORY (continued)

201-203	Hurricanes in the Super Bowl / Pro Bowl
204-224	All-Time Lettermen
225-226	Attendance
227-231	University of Miami Sports Hall of Fame

HURRICANES FOOTBALL RECORDS

232-234	Individual Records
235-246	Individual Leaders
247-250	Individual Game Bests
251-254	Individual Superlatives
255-260	Team Season Bests
261-262	Team Game Bests
262	Opponent Game Bests

2019 SCHEDULE

DATE	OPPONENT	TV	TIME
Aug. 24	Florida (Orlando, Fla.)	ESPN	7 p.m.
Sept. 7	• at North Carolina	ACC Network	8 p.m.
Sept. 14	Bethune-Cookman	ACC Network	4 p.m.
Sept. 21	Central Michigan	TBA	TBA
Oct. 5	• Virginia Tech	TBA	TBA
Oct. 11	• Virginia	ESPN	8 p.m.
Oct. 19	• Georgia Tech	TBA	TBA
Oct. 26	• at Pittsburgh	TBA	TBA
Nov. 2	• at Florida State	TBA	TBA
Nov. 9	• Louisville	TBA	TBA
Nov. 23	at FIU	CBSSN	7 p.m.
Nov. 30	• at Duke	TBA	TBA

• - Denotes ACC game

SOCIAL MEDIA ACCOUNTS

Official Athletics

Twitter: @MiamiHurricanes
 Facebook: /MiamiHurricanes
 Instagram: MiamiHurricanes
 Twitter: @CanesFootball
 Facebook: /CanesFootball
 Instagram: CanesFootball
 Twitter: @CanesAllAccess
 Twitter: @UM_Sebastian

Official Football

Blake James, Director of Athletics
 Sebastian the Ibis

UNIVERSITY INFORMATION

Location Coral Gables, Fla.
 Enrollment 17,348
 Founded 1925
 Nickname Hurricanes
 Colors Orange (PMS 1665), Green (PMS 3435) and White
 President Dr. Julio Frenk
 Director of Athletics Blake James
 Faculty Athletics Representative Dr. Marvin Dawkins
 Conference / Division Atlantic Coast Conference / Coastal
 Stadium / Capacity Hard Rock Stadium / 64,767
 Ticket Office Phone 1-800-GO-CANES

COACHING STAFF

Head Coach Manny Diaz
 Record at Miami 0-0 (first season)
 Career Record 0-0 (first season)

Offensive Coordinator / Quarterbacks Dan Enos
 Defensive Coordinator / Inside Linebackers Blake Baker
 Co-Defensive Coordinator / Safeties Ephraim Banda
 Assistant Head Coach / Defensive Line Todd Stroud
 Assistant Coach / Cornerbacks Mike Rumph
 Assistant Coach / Offensive Line Butch Barry
 Assistant Coach / Running Backs Eric Hickson
 Assistant Coach / Strikers / Special Teams Jonathan Patke
 Assistant Coach / Tight Ends Stephen Field
 Assistant Coach / Wide Receivers Taylor Stubblefield

Graduate Assistant / Cornerbacks Dallas Crawford
 Graduate Assistant / Offensive Line Steve Hashemi
 Graduate Assistant / Special Teams Danny Kalter
 Graduate Assistant / Defensive Line Jake Swalley
 Senior Quality Control Analyst / Defense Mike Zuckerman
 Senior Quality Control Analyst / Offense Joel Rodriguez
 Quality Control Analyst / Defense Jesse Byrd
 Quality Control Analyst / Offense Jesse Stone
 Quality Control Analyst / Offense David Parker

Director of Strength and Conditioning David Feeley
 Strength & Conditioning Coach Victor Ishmael
 Assistant Strength Coach Jordan Barber
 Assistant Strength Coach Kevin Kroboth
 Assistant Strength Coach Chas Dodd

SUPPORT STAFF

Director of Football Operations Don Corzine
 Director of Player Personnel Andy Vaughn
 Director of Player Development / Offense Jorge Baez
 Director of Football Nutrition & Performance Kyle Bellamy
 Director of Recruiting David Cooney
 Associate AD / Internal Operations David Case
 Assistant Director of Football Operations Justin Wells
 Assistant Director of Player Personnel / Recruiting Operations Brooke Wilson
 Assistant Director of Recruiting Edwin Pata
 Assistant Director of Recruiting DeMarcus Van Dyke
 Assistant Director of Player Development / Defense Alex Devine
 Associate Director of Equipment Sam Nichols
 Assistant Director of Equipment Ben Holland
 Assistant Director of Equipment Arielle Scavo
 Assistant Director of Equipment Evan Tucker
 Coordinator of Player Personnel Tyler Stevens
 Football Creative Director Leo Ramos
 Video Coordinator Andrew Rossetti
 Assistant Video Producer Devon Kleich
 Team Medical Director Dr. Lee Kaplan
 Associate AD / Athletic Training Vinny Scavo
 Assistant Athletic Trainer Danny Fowler
 Assistant Athletic Trainer DJ Miller
 Team Chaplain Mike Blanc
 Assistant AD / Academic Services Demetrius Darden
 Academic Learning Specialist Dr. Barbara Stratton
 Administrative Assistant to Head Coach Sebrina Beyer

ATHLETICS ADMINISTRATION

Director of Athletics Blake James
 Deputy AD / Senior Woman Administrator Jennifer Strawley
 Deputy AD / Chief Financial Officer Jason Layton
 Sr. Associate AD / Academic Services David Wyman
 Sr. Associate AD / Communications & Digital Strategy Carter Toole
 Sr. Associate AD / Compliance Craig Anderson
 Sr. Associate AD / Development Jesse Marks
 Sr. Associate AD / Facilities & Event Operations Tim Wise
 Sr. Associate AD / Student-Athlete Development Shirelle Jackson
 Sr. Associate AD / Performance, Health & Wellness Luis Feigenbaum

COMMUNICATIONS

Senior Associate AD / Communications Carter Toole
 Office 305-284-3245
 Cell 615-598-8540
 Email carter.toole@miami.edu
 Twitter @CanesCarter
 Assistant AD / Communications (Primary) Camron Ghorbi
 Office 305-284-3230
 Cell 786-877-7329
 Email c.ghorbi@miami.edu
 Twitter @CamronGhorbi

Associate Director / Communications David Villavicencio
 Office 305-284-3244
 Cell 786-999-3739
 Email davidv@miami.edu
 Twitter @dvillavicencio6

Associate Director / Communications Alex Schwartz
 Office 305-284-3249
 Email alexschwartz@miami.edu
 Twitter @AlexJSchwartz

Assistant Director / Communications Kevin Ivany
 Cell 305-389-6612
 Email ksi9@miami.edu

Assistant Director / Communications Ashleigh Young
 Email ashleigh.young@miami.edu
 Twitter @ashleighyoungg

Assistant AD / Digital Strategy Tim Brogdon
 Email tbrogdon@miami.edu
 Twitter @TimDanBrog

Associate Director / Digital Strategy Austin Sapin
 Email a.sapin@umiami.edu
 Twitter @AustinSapin

Assistant AD / Creative Services Will Probus
 Email w.probus@miami.edu
 Twitter @WilliamProbus

Graphic Designers Kyle Stopperan
 Robert Judin

Website | Twitter
www.HurricanesSports.com | @MiamiHurricanes | @CanesFootball

Mailing Address
 5821 San Amaro Drive, Coral Gables, FL 33146



DR. JULIO FRENK
UNIVERSITY PRESIDENT
 UNIVERSIDAD NACIONAL
 AUTÓNOMA DE MÉXICO, 1979

A fourth-generation physician whose paternal grandparents fled Germany in the early 1930s to build a new life in Mexico, Julio Frenk catalyzed his deep gratitude for the kindness of strangers into a lifelong mission to improve the health, education, and well-being of people around the world.

Dr. Frenk became the sixth president of the University of Miami in August of 2015. He also holds academic appointments as Professor of Public Health Sciences at the Leonard M. Miller School of Medicine and as Professor of Health Sector Management and Policy at the School of Business Administration.

Prior to joining the University of Miami, he was the dean of the Harvard T.H. Chan School of Public Health and the T & G Angelopoulos Professor of Public Health and International Development, a joint appointment with the Harvard Kennedy School of Government.

Julio Frenk served as the Minister of Health of Mexico from 2000 to 2006. There he pursued an ambitious agenda to reform the nation's health system and introduced a program of comprehensive universal coverage, known as Seguro Popular, which expanded access to health care for more than 55 million previously uninsured Mexicans.

He was the founding director-general of the National Institute of Public Health in Mexico, one of the leading institutions of its kind in the developing world. He also served as executive director in charge of Evidence and Information for Policy at the World Health Organization and as senior fellow in the global health program of the Bill & Melinda Gates Foundation, among other leadership positions.

Dr. Frenk holds a medical degree from the National University of Mexico, as well as a master of public health and a joint Ph.D. in Medical Care Organization and in Sociology from the University of Michigan. He has received honorary degrees from seven universities.

His scholarly production, which includes over 160 articles in academic journals, as well as many books and book chapters, has been cited more than 15,000 times. In addition, he has written three best-selling novels for youngsters explaining the functions of the human body.

He is a member of the American Academy of Arts and Sciences, the U.S. National Academy of Medicine, and the National Academy of Medicine of Mexico. He serves on the boards of the United Nations Foundation and the Robert Wood Johnson Foundation. He has received numerous recognitions, including the Clinton Global Citizen Award for changing the way practitioners and policy makers across the world think about health, the Bouchet Medal for Outstanding Leadership presented by Yale University for promoting diversity in graduate education, and the Welch-Rose Award for Distinguished Service from the Association of Schools and Programs of Public Health.



DR. MARVIN DAWKINS
FACULTY REPRESENTATIVE
 EDWARD WATERS, 1970

Dr. Marvin Dawkins, a distinguished professor in the Department of Sociology at the University of Miami, is in his seventh year as the Faculty Athletics Representative. He was named to the post in April 2012, replacing Clyde McCoy after his 17 years of service in that role.

In his FAR post, Dawkins is responsible for ensuring the academic integrity of students participating in University athletic programs and helping to oversee institutional control of the Department of Athletics. The Faculty Athletics Representative serves as a liaison between the University and the athletic department. This individual is the University's voting delegate to the ACC and represents UM with the NCAA and ACC.

Dawkins received his doctorate from Florida State and completed his postdoctoral research fellowships at Howard University and The Johns Hopkins University. He previously served on the faculties of the University of Maryland, Old Dominion University and the University of Wisconsin-Parkside.

His research focuses on issues of race and social equity in such areas as education, career aspirations and mobility, substance abuse prevention, and sports. He has published widely in these areas, including his most recent article titled "Race and Pathways to Power in the National Football League" (with Jomills H. Braddock and Erica Smith), which appears in *American Behavioral Scientist* (2012).

His research on golf includes book chapters, scholarly articles, and the book *African American Golfers During the Jim Crow Era* (Praeger 2000), coauthored with Graham C. Kinloch. Dawkins was recently appointed to the United States Golf Association Museum Committee and is currently completing a study on the media treatment of black golfers from the Jim Crow era to the present.



BLAKE JAMES
DIRECTOR OF ATHLETICS
 MINNESOTA STATE -
 MANKATO, 1992

Since taking over as the University of Miami's Director of Athletics in 2013, Blake James has transformed The U, spearheading significant advances in all aspects of the department, including postseason appearances, student-athlete support, facility upgrades, ticket sales, broadcast capabilities and academic achievement.

Miami's recent success continues to garner both James and UM national recognition. This past summer, James concluded a two-year term as Chair of the NCAA Division I Council, the group responsible for the day-to-day decision-making for all of Division I Athletics. This year he was one of five nominees for the 2019 SportsBusiness Journal Athletic Director of the Year. In 2017, James was selected as one of four Division I recipients of the 2016-17 Under Armour Athletic Director of the Year award from the National Association of Collegiate Directors of Athletics (NACDA).

In the most recent academic year, Miami continued to achieve excellence both on and off the field. Hurricane student-athletes earned four Atlantic Coast Conference Player of the Year honors, 68 All-ACC selections, 11 individual ACC titles and 35 All-America accolades. Two Hurricanes captured individual NCAA championships – Michelle Athlerley in the women's indoor pentathlon and Estela Perez-Somarriba in women's tennis. Two UM divers – David Dinsmore and Briadam Herrera – placed second at the NCAA Championships. Miami has now captured five NCAA individual championships, six ACC team titles and 62 individual ACC titles since James became Director of Athletics.

James has always placed a strong emphasis on academics and community outreach during his six-plus years as Miami's Director of Athletics. A record 200 UM student-athletes made the 2017-18 ACC Honor Roll. In the most recent Graduation Success Rate figures released by the NCAA, Miami student-athletes posted a GSR mark of 90 percent. Nine programs were recognized for perfect single-year scores of 1,000 in the 2017-18 Academic Progress Report (APR). In addition, six of those programs – men's and women's cross country, golf, men's and women's tennis and volleyball – earned perfect multi-year scores of 1,000 for the four-year period from 2014-15 to 2017-18.

In 2018, Hurricane student-athletes ranked first among all Division I schools in the NCAA Team Works Helper Community Service Competition and posted another Top 10 finish in 2019 – logging more than 3,600 hours of service.

On the development front, the Hurricane Club continues to support UM's student-athletes and coaches in record numbers. The Hurricane Club raised more than \$16 million in 2018-19 and now boasts a record 12,500 members, an increase of 140 percent since 2010. Philanthropic annual fund gifts increased to \$5.9 million in 2018-19 and the Hurricane Club secured 10 seven-figure leadership gifts.

In August 2018, the new, state-of-the-art Carol Soffer Indoor Practice Facility opened for use. The \$40-plus million facility encompasses not just indoor practice fields for football, but also new football coaches offices, new football reception and recruiting areas, weight room renovations and new coaches offices for golf, rowing, soccer and volleyball.

During James' tenure, Miami has completed several other facility enhancements, including the opening of the Schwartz Center for Athletic Excellence; the completion of the student-athlete training table, fueling station and dining hall; new artificial and natural playing surfaces and lights on the Greentree Practice

Fields; a center-hung scoreboard inside the Watson Center; renovations to the men's and women's basketball offices at Watson Center; renovations to the Hecht Athletic Center; and a new videoboard for the Neil Schiff Tennis Center.

In 2018, UM set a record for season tickets sold at Hard Rock Stadium (46,738) and also posted the school's highest average attendance at Hard Rock Stadium (61,469). Since James took over as athletic director, football season ticket sales have increased 101 percent. From 2015-18, men's basketball tickets sold out for three consecutive seasons for the first time in school history.

In addition, Miami has built its broadcast, communications and marketing departments into one of the nation's leaders in digital media and video production. Miami has continually ranked at the top of the conference in number of live ACC Network Extra broadcasts each year as it gears up for the launch of the new ACC Network, which debuts in August. James was also instrumental in helping Miami strike one of the largest apparel deals in the country with adidas.

Prior to being named AD, James served Miami Athletics in the roles of Interim AD and Senior Associate AD for Development and Ticket Operations, where he oversaw the day-to-day operations of development, ticket sales and ticket operations. He also was a member of the Hurricanes' senior staff and provided sport supervision.

James returned to UM after spending seven years at the University of Maine, where he first served as Senior Associate Athletic Director before serving as Director of Athletics from 2005 to 2010. During his tenure at Maine, athletics experienced tremendous success, including three trips to the Frozen Four for the men's ice hockey program and NCAA playoff berths for football, baseball (two), women's basketball and softball. James implemented a comprehensive \$17 million facility improvement plan at Maine, which included an indoor practice facility and numerous other facility upgrades and renovations. Academically, the program flourished, earning the conference academic cup twice and student-athletes maintaining a 3.0 GPA or above.

Prior to his stint at Maine, James worked in athletic development at Providence College, where he established the "Friars Forever" campaign and the Friar Athletic Fund.

James is no stranger to South Florida, beginning his athletic career with UM, working in ticket sales, corporate sales and athletic development. In 1995, he was hired as Miami's Director of Ticket Sales, serving in that capacity until 1997, when he was named an athletic development officer at the University of Nebraska. He returned to Miami in 1998 as the Director of Major Gifts and Corporate Sales and was promoted to the Director of Athletic Development at Miami in 2000 before moving on to Providence in 2002.

James graduated from Minnesota State University - Mankato with a Bachelor's degree in Marketing in 1992, and later received his Master's degree in Sports Administration from St. Thomas University in 1994. He and his wife, Kelly, have two children – daughter, Haley, and son, Ryan.



JENNIFER STRAWLEY
DEPUTY AD / CHIEF
OPERATING OFFICER / SWA
 PENNSYLVANIA, 1998

Jennifer Strawley joined the University of Miami on June 18, 2012 and currently serves as Deputy Director of Athletics and Chief Operating Officer. She also serves as the department's Senior Woman Administrator.

Serving as the second-in-command, Strawley provides strategic direction for the department and assists the Director of Athletics with the day-to-day operations. She is the sport administrator for football, soccer, women's basketball and women's tennis. Strawley leads the department's strategic planning initiatives, policy development and implementation, coordination of department and coaches meetings and gender equity and inclusion initiatives. She oversees the areas of human resources, sports medicine, academic services, equipment / Adidas, video services and student-athlete development, as well as serves as a liaison to various campus groups, the ACC and the NCAA.

Strawley played a key role in the hiring of head football coaches Mark Richt and Manny Diaz. In addition, she was instrumental in the development of Miami's annual Celebration of Women's Athletics recognizing the achievements of Miami's female student-athletes while raising money to support women's athletics.

Actively engaged in intercollegiate athletics nationally, Strawley has served on various committees within the NCAA and the ACC. She currently serves on the ACC Television Committee, the ACC Women's Basketball foresight committee, the ACC Equity Committee, the ACC Infractions and Sportsmanship Review Committee, the ACC Football Schedulers Group, and the NCAA Division I Women's Basketball Oversight Committee. She also serves on the board of directors for Women's Leaders in College Sports and the Women's Basketball Coaches Association.

Prior to UM, Strawley concluded her second tour with the NCAA as the Director of Academic and Membership Affairs. In this role, Strawley was instrumental in providing leadership in the areas of academic governance and development of academic policy. Strawley served on the senior management team and was involved in a variety of other internal operations.

Strawley rejoined the NCAA after serving as the Associate Athletics Director for Intercollegiate Sport Programs and Senior Woman Administrator at Columbia University from 2007-10. While at Columbia, she oversaw numerous varsity sport programs including football and was the athletics program liaison for gender equity and diversity initiatives. Strawley was a member of the department's Executive Management Team.

Prior to her tenure at Columbia, Strawley was the Director of Membership Services and Student-Athlete Reinstatement at the NCAA. In this role, she provided oversight of the student-athlete reinstatement process and was instrumental in the implementation of the student first philosophy. Strawley served as a liaison to numerous NCAA committees, including the NCAA Divisions I, II and III Student-Athlete Reinstatement Committees and the NCAA Olympic Sports Liaison Committee.

Strawley first joined the NCAA in 1998 as an enforcement services intern. She is a 1998 graduate of the University of Pennsylvania where she earned her Bachelor of Arts degree in history. During her time at Pennsylvania, she was a two-year captain for the Quakers' softball team. Strawley was inducted into the William Tennent High School Hall of Fame in of 2014.



JASON LAYTON
DEPUTY AD / CHIEF
FINANCIAL OFFICER
 SAINT LEO, 1999

Jason Layton serves as the University of Miami Deputy Director of Athletics and Chief Financial Officer, a position he took over in August 2017. He initially joined Miami in December 2014 as the Senior Associate Athletics Director for Communications and Sales.

In his current position, Layton is responsible for managing the department's business office, marketing, digital strategies, communications, ticket sales, ticket operations, client experience, video production and broadcast departments.

Additionally, Layton has oversight of all departmental licensing matters, Hurricane Sports Properties, and serves as the department ACC Network liaison.

Since his arrival, Miami has seen exceptional growth in ticket sales, licensing revenue, and video production services in both content and broadcast with ESPN and the newly formed ACC Network.

Under his watch, Miami has seen an increased level of season ticket sales in football and men's basketball.

Under Layton's guidance, Miami has seen unprecedented growth in football attendance, including the most season ticket holders in university history (46,738) during the 2018 season. 2018 overall attendance average, 61,469 fans, ranking first in the nation among stadiums with seating capacities under 70,000.

The 2017 season averaged 58,682 fans, ranking second in the nation among stadiums with seating capacities under 70,000. During the 2016 season, the Hurricanes totaled 42,000 season ticket holders and averaged 58,572 fans per game – the 27th-highest total in the nation and leader among all Power Five schools in percentage increase on a year-to-year basis (23 percent).

In addition, Miami sold out its entire 2015-16, 2016-17, 2017-18 men's basketball season ticket allotment, marking the first time in Hurricane Athletics history that a team has sold out its entire season ticket allotment in back-to-back-to-back seasons.

Layton also serves as the primary contact for ESPN with the recent launch of the ACC Network, first in digital format in August 2016 and building to the linear network in fall of 2019.

Layton, a Florida native, arrived in Miami after spending the 2013 and 2014 seasons at Colorado State University where he served as the department's Senior Associate Athletics Director for Sales and Marketing. During his time in Fort Collins, Colo., Layton's ticket sales plans drove double-digit increases in football, volleyball, men's basketball and women's basketball revenue and tickets sold.

Before his arrival at Colorado State, Layton spent 13 years with the Tampa Bay Buccaneers. In his 13 years with the club, he handled a variety of responsibilities from sales, marketing, ticketing and luxury suite operations to advertising, accounting, finance and purchasing. Layton began his career with the Buccaneers as a customer service representative in 1999 before elevating to the role of Senior Director of Business Administration in 2011. Layton received his bachelor's and master's degrees from Saint Leo University in Saint Leo, Fla.



DAVID WYMAN
SENIOR ASSOCIATE AD
ACADEMIC SERVICES
 FLORIDA A&M, 1994

"When you do the right things, the right things happen."

David Wyman has empowered over 2,000 student-athletes with his signature creed. Now in his 23rd year, Wyman has advised and mentored a diverse population of student-athletes to become skilled professionals in many different careers.

Wyman is the Senior Associate Athletic Director for Academic Services at the University of Miami, a position he was promoted to in August 2017. Wyman is also the sport administrator for Miami's volleyball program.

He began his own career as an intern, and was quickly promoted to the full-time staff after working just two months in the academic services division. Wyman became the assistant director two years later, supervising the tutorial program and advising both the football and men's basketball teams. He was then promoted to associate director, taking on the responsibility of coordinating the NCAA eligibility certification for all 400 student-athletes.

Since 2004, Wyman has managed the Division of Athletic Academic Services, currently leading a staff of eight full-time professionals. Under his leadership, the department and sport programs have gained national recognition and honors for continued growth in both academic progress rates (APR) and graduation success.

A 2016 inductee to the Iron Arrow Society, Wyman has helped guide the football team to a pair AFCA Academic Achievement Awards for graduating 100 percent of student-athletes in the freshman classes of 2002 and 2009.

Wyman is a 1994 graduate of Florida A&M with a bachelor's degree in accounting. He earned a master's degree in sports administration from St. Thomas University in 1995. Born in Staten Island, N.Y., he is married to Jewyll, and the couple has three daughters: Rebecca, Dominique and Sarah. Wyman has been a Big Brother in the Miami-Dade Big Brother/Big Sister Organization and is also a member of Omicron Delta Kappa, The National Leadership Honor Society and the National Association of Academic Advisors for Athletics.



CARTER TOOLE
SENIOR ASSOCIATE AD
COMMUNICATIONS & DIGITAL
STRATEGY
 NORTH CAROLINA, 1995

Carter Toole serves as the Senior Associate Athletic Director for Communications and Digital Strategy at the University of Miami. He joined the Hurricanes as an Associate AD in November 2016 and was promoted to his current role in August 2017.

Toole oversees UM's communications, digital, graphics and video content departments, as well as assisting with publicity for the football program and head football coach Manny Diaz. Miami's communications staff won its first Football Writers Association of America Super 11 Award in 2018.

Toole previously co-owned a Nashville-based marketing agency, Wheelhouse Marketing Advisors, which was acquired by a local technology firm (Atiba) at the end of 2015. Before launching Wheelhouse he served as Vice President, Digital, at another Nashville firm, January & Associates.

Prior to entering the agency business, Toole worked in the National Football League for nine seasons with four teams. After public relations stints with the Green Bay Packers,

Tennessee Titans and Tampa Bay Buccaneers, he joined the Houston Texans as the club's first director of internet services & publications. He was part of the Texans' communications staff that won the Pete Rozelle Award in 2004 as voted on by the Pro Football Writers Association of America. Toole has also worked eight Super Bowls as a member of the NFL's media relations staff.

Toole started his sports communications career in the media relations offices at Arizona State University and the University of North Carolina at Chapel Hill, where he earned his bachelor's degree in English.

A native of Alexandria, Va., Toole and his wife, Barbara, have two daughters.



CRAIG ANDERSON
SENIOR ASSOCIATE AD
COMPLIANCE
 PITTSBURGH, 2005

Craig Anderson was appointed to the athletics department's executive senior staff and named Senior Associate Athletics Director for Compliance in July 2015.

In his current role, he provides direct oversight for the compliance office and is responsible for managing all aspects of the University's compliance program, including educating coaches, student-athletes, boosters, athletic department staff and other University officials about NCAA and Atlantic Coast Conference rules and regulations and also oversees the drug testing program for the Athletics Department. In addition he currently serves as the sport administrator for both the men's basketball and baseball programs.

Anderson joined the Hurricanes in March 2013 as the Associate Athletics Director for Compliance, having previously served in similar roles at NC State, the University of Virginia and UNLV. He is actively involved in national governance activities. He currently serves on the NCAA Division I Initial-Eligibility Waivers Committee and previously served on the ACC Constitution & Bylaws Committee.

A native of Corning, NY, Anderson received his bachelor's degree in political science from the University of Pittsburgh where he worked in the Compliance Office for four years. He earned his master's degree in athletic administration from Marshall University.



JESSE MARKS
SENIOR ASSOCIATE AD
DEVELOPMENT
 MIAMI, 2005, 2008

Jesse Marks was promoted to Senior Associate Athletic Director for Development in August 2016. He was previously promoted to Associate AD for Development in November 2012 following two years as Assistant Athletics Director for Major Gifts.

Under the guidance of Director of Athletics Blake James, Marks is responsible for all development operations for the department of athletics, including campaign oversight, major giving, annual fund, donor stewardship, event hospitality and coordination with central advancement efforts. Marks is also the sport administrator for the nationally ranked men's tennis program. Since Marks' arrival in 2010, the Hurricane Club has seen significant growth in major giving and annual giving participation. Following the department's restructure in 2010, the Hurricane Club's development results have increased

significantly across the board. Major Giving is up more than 70 percent since 2010, increasing from \$14 million in 2010 to \$26.6 million in 2011 and to an all-time high of \$49 million in 2016-17.

During this span UM Athletics has enhanced their core athletic facilities through private philanthropy including the additions of the \$18,000,000 Schwartz Center for Athletic Excellence completed in 2013 and the \$36,000,000 Carol Soffer Indoor Practice Facility recently completed in November, 2018. Additionally there have been multiple million dollar plus renovation projects funded through separate fundraising campaigns updating the Watsco Center Basketball Infrastructure, the Hecht Athletic Center and the creation of the Women's Golf Practice Facility at the historic Biltmore Hotel. Annual giving has also seen unprecedented growth through extensive marketing, philanthropic re-branding and digital strategy. Since 2010, annual Hurricane Club Membership has more than doubled to an all-time record of 12,500 active members and over \$14 million raised for student-athlete excellence. The Hurricane Club is consistently recognized nationwide for their use of cutting edge technology and unique philanthropic campaigns to drive annual support. Marks has been a part of two major capital campaigns at the University of Miami: The Momentum Campaign which raised over \$1 billion for the University, and Momentum2 Under Marks' leadership, athletics exceeded its initial goal of \$68 million and raised more than \$85 million dollars towards the Momentum Campaign, and raised over \$118 million towards the university wide \$1.6 billion Momentum2 Campaign.

Prior to his return to UM Athletics, Marks served as Assistant Director of Development at Wake Forest University, where he managed relationships for over 150 athletic donors in the south-east, including South Carolina, Georgia, North Carolina and Florida. Prior to Wake Forest, Marks was an Assistant Athletics Director for Development at Florida International University, where he managed all fundraising operations related to the opening of their new football stadium in 2008.

Marks is an active member of the National Association of Athletic Development Directors (NAADD) and serves as an adjunct professor in the School of Education Sports Administration Program teaching Sport Promotions and Sales. A two-time Miami graduate, Marks earned his Bachelor's Degree in 2005 and his Master's Degree in 2008. He resides in Coconut Grove with his wife Caroline and enjoys fitness, fishing, and enjoying the many diverse options that South Florida living offers.



TIM WISE
SENIOR ASSOCIATE AD
FACILITIES & EVENT
OPERATIONS
 SOUTH CAROLINA, 1996

Tim Wise is in his eighth year as the Senior Associate Athletic Director for Facilities and Event Operations at the University of Miami. Wise joined the UM staff in June 2012.

Wise has oversight of numerous areas within the department: facilities and maintenance services, capital projects/construction, facilities master planning, event management and guest services, camps/clinics, risk management, and information technology. During his time at Miami, approximately \$65 million in projects have been completed. Wise is the department's liaison to the Watsco Center and Hard Rock Stadium, and serves as the sport administrator for Miami's rowing team.

Wise, who has more than 23 years of experience in college athletics as an event manager, facilities director and administrator, was hired by the University of Wisconsin Athletic Department as assistant athletic director for events and facilities in August, 2008. In January 2012, he was named interim associate athletic director and elevated to the senior management team with additional oversight of the University

Ridge Golf Course and \$125 million in capital projects.

Wise also had supervisory oversight of the UW Athletics event management, facilities, food and beverage and guest services units and oversaw an annual budget of approximately \$15 million. He also served in a lead role in administrative coordination of UW Athletics concerts, summer camps and event parking.

Wise served as the director of facility maintenance at the University of Connecticut from August 2005 to August 2008. He oversaw daily operations of athletic facilities, projects and event operations as the assistant athletics director for facilities and operations at Eastern Michigan University from November 2003 to June 2005.

Wise was hired as the athletics event manager at the University of Denver in August 2000 and promoted to the director of athletics events in August 2001 and served in that role until October 2003. Prior to his time at Denver, Wise was the event services manager at The Ohio State University's Schottenstein Center.

Wise was an event operations manager intern at Michigan State University from August 1998 to May 1999. His first position upon graduation from college was as a conference coordinator at the University of South Carolina from December 1996 to January 1998.

Wise has extensive experience working at NCAA and conference championship events. At Wisconsin, he served on the departments Diversity Integration Group and was the representative to the City of Madison and UW Campus Joint Southeast Campus Area Committee. In the past, he served on Connecticut's Environmental Compliance Team as well as the schools Environmental Policy Advisory Council. He also served on the NCAA Woman of the Year Selection Committee and the NCAA Minority Opportunities and Interests Committee, three years as the Vice Chair. Wise earned the University of Denver Center for Multicultural Excellence Outstanding Staff Award in 2002-03.

Wise is a member of Alpha Phi Alpha, Fraternity, Inc. and served as the President of the local Mu Eta Lambda alumni chapter. He is a member of the Collegiate Event and Facility Management Association and was named to the Board of Directors in September 2011 and the 3rd Vice President in June 2012, 2nd Vice President in June 2013, 1st Vice President in June 2014 and served as The President for 2015-16. Wise also has membership in the Minority Opportunities Athletic Association and the National Association of Collegiate Directors of Athletics.

In February 2017, Wise was named to the MOAA Board of Directors and appointed to its Executive Committee in June 2019. He has participated in the NCAA Achieving Communications Success Workshop, Leadership Institute Continuing Education Series, the NCAA Leadership Institute for Ethnic Minority Males, D1A Institute, the NACDA Mentoring Institute, NCAA Diversity Education Training and the John McLendon Foundation Summit. Most recently, Wise completed and graduated from the highly prestigious collegiate athletics executive leadership training program at the Sports Management Institute.

Wise is a 1996 graduate of the University of South Carolina with a bachelor's degree in business administration and earned a masters' degree in human performance and sport studies from the University of Tennessee in 1998.



LUIS FEIGENBAUM
SENIOR ASSOCIATE AD
PERFORMANCE, HEALTH &
WELLNESS

MIAMI, 1998, 2000 | TEMPLE, 2011 (PHD)

Luis Feigenbaum was named Senior Associate Athletics Director for Performance, Health and Wellness in August 2018. He was promoted after serving as the UHealth Chief of Sports Physical Therapy. He is also the program director for the University of Miami Sports Physical Therapy Residency and a clinical assistant professor in the Department of Physical Therapy at the Miller School of Medicine.

Luis is a Board Certified Sports Clinical Specialist (2008) through the American Board of Physical Therapy Specialties, Certified and Licensed Athletic Trainer (2003) by National Athletic Trainers Association, and a Certified Strength and Conditioning Specialist (2000) by the National Strength and Conditioning Association, a Certified Blood Flow Restriction Therapy (2016) provider, and has completed a FIFA Diploma in Sports Medicine (2017).

He is a two-time graduate of the University of Miami, in 1998 earning his B.S. in Health Science and 2000 with a master's degree in Physical Therapy. He earned his Doctor of Physical Therapy in 2011 from Temple University.

A native of Miami, Feigenbaum and his wife, Jessica, also a two-time alumna of the University of Miami, have two daughters, Siena and Presley.



SHIRELLE JACKSON
SENIOR ASSOCIATE AD
STUDENT-ATHLETE
DEVELOPMENT

BOWLING GREEN, 1994

Shirelle Jackson is the Senior Associate Athletic Director of Student-Athlete Development at the University of Miami. Jackson initially joined Miami as the director of student-athlete development in March 2014 and was promoted to assistant AD in July 2016.

Elevated to her current title in August 2017, Jackson also oversees the Hurricanes' track and field and cross country programs.

Prior to joining the athletics department, Jackson spent the previous five years in various capacities in the College of Arts and Sciences at UM. In 2014, Jackson received the Department of Biology Excellence in Service Award, for her efforts with 800+ Biology majors.

Her initial position within athletics was a new role intended to enhance the athletic department's efforts to develop programming which will enhance the total development of our student-athletes. Under her vision and leadership that role has grown into an office with two full time staff members and year round programming and leadership opportunities for our student athlete population. Due to the high level of community outreach, in 2018, the Miami Hurricanes earned the NCAA Helper-Helper Division I Community Service National Championship Award.

In addition to community service & outreach efforts, Jackson has been a featured panelist & speaker for the Women In Sports Forum, 2016 and 2018. She also served in the same capacity for Women Leaders in College Sports (formerly NACWAA) during their Institute for Administrative Advancement, 2019. Jackson has been a member of Women Leaders in College Sports since 2002. She is a 2002 graduate of Women Leaders/HERS Institute for Administrative Advancement. In 2016, Jackson received the Women Leaders Nell Jackson Administrator of the Year Award

for her efforts engaging student-athletes, department staff & campus partners with an inclusive environment.

Prior to arriving at UM, Shirelle was the director of athletic academic support services from 2005-08 at FIU, where she oversaw the management and operation of the school's academic support program for its 400 student-athletes. She also coordinated the academic and personal advising, class registration, tutors, study hall and study skills workshops. During her tenure at FIU, she saw her full-time staff increase to six and the student-athlete graduation rate improved by 16 percent.

She was the assistant director for student-athlete services for 11 months at Bowling Green State University in Bowling Green, Ohio. Her first athletics position was as assistant AD for student development from August 2002-July 2004 at Eastern Connecticut State.

Jackson was a two-year letter winner for the women's track and field team at Bowling Green. She received her bachelor's degree from Bowling Green in 1994 and her master's degree in counseling from Central Connecticut State in 1998. She is currently a doctoral candidate in higher education leadership at Nova Southeastern in Davie.

She is married to Jason Jackson, who is the television host and outside reporter for Miami HEAT telecasts on Sun Sports. The couple has two children – Justin and Jordan.



2019 STUDENT ATHLETES

Alphabetical Roster.....	10-11
Numerical Roster.....	12-13
Player Profiles.....	14-41

ALPHABETICAL ROSTER

NO	NAME	POS	HT	WT	CL.	HOMETOWN (PREVIOUS SCHOOL) (HIGH SCHOOL)
37	Colvin Alford	STRK	6-0	195	R-So.	Miami, Fla. (Coral Reef Senior)
2	Trajan Bandy	DB	5-9	190	Jr.	Miami, Fla. (Columbus)
36	Andrew Barnes	DB	6-0	190	Fr.	Silver Springs, Md. (Walter Johnson)
21	Bubba Baxa	PK	6-0	215	So.	Pasadena, Texas (Pasadena Memorial)
27	Nigel Bethel, Jr.	DB	6-0	175	R-Fr.	Miami, Fla. (Miami Northwestern)
93	Pat Bethel	DL	6-3	290	Sr.	Vero Beach, Fla. (Vero Beach)
7	Al Blades, Jr.	DB	6-1	190	So.	Fort Lauderdale, Fla. (St. Thomas Aquinas)
92	Jason Blissett, Jr.	DL	6-4	280	Fr.	Queens, N.Y. (Poly Prep)
21	Bubba Bolden	DB	6-3	200	R-So.	Las Vegas, Nev. (USC) (Bishop Gorman)
38	Robert Brand	DB/WR	5-11	180	R-So.	Windermere, Fla. (Colgate) (Windermere Prep)
6	Sam Brooks, Jr.	LB	6-2	210	Fr.	Miami Gardens, Fla. (Miami Northwestern)
70	George Brown, Jr.	OL	6-7	305	R-Sr.	Cincinnati, Ohio (LSU) (Winton Woods)
22	Robert Burns	RB	5-11	225	R-So.	Miami, Fla. (Gulliver Prep)
46	Suleman Burrows	DB/K	5-9	179	R-Fr.	St. Louis, Mo. (John Burroughs School)
74	John Campbell, Jr.	OL	6-5	310	R-Fr.	Oriando, Fla. (Dr. Phillips)
5	Amari Carter	DB	6-0	200	So.	Palm Beach Gardens, Fla. (Palm Beach Gardens)
53	Jakai Clark	OL	6-2	310	Fr.	Loganville, Ga. (Grayson)
23	Te'Cory Couch	DB	5-10	165	Fr.	Fort Lauderdale, Fla. (Chaminade-Madonna)
13	DeeJay Dallas	ATH	5-10	215	Jr.	Brunswick, Ga. (Glynn Academy)
47	Turner Davidson	K	5-9	155	R-So.	San Antonio, Texas (Ronald Reagan)
55	Navaughn Donaldson	OL	6-6	345	Jr.	Miami, Fla. (Miami Central)
46	Nicholas Ducheine	TE	6-3	210	R-Jr.	Pembroke Pines, Fla. (Dade Christian)
67	Zach Dykstra	OL	6-6	300	R-So.	Spirit Lake, Iowa (Spirit Lake)
77	Adam ElGammal	OL	6-4	300	Fr.	Middle Village, N.Y. (Christ The King)
39	Gannon Feldmann	DB	5-10	200	Fr.	Danville, Pa. (IMG Academy)
27	Marshall Few	WR	5-11	180	Jr.	Ponte Vedra Beach, Fla. (Ponte Vedra)
30	Romeo Finley	STRK	6-1	218	Sr.	Fort Walton Beach, Fla. (Niceville)
96	Jonathan Ford	DL	6-5	306	Jr.	Ft. Lauderdale, Fla. (Dillard)
3	Gilbert Frierson	STRK	6-1	200	R-Fr.	Coral Gables, Fla. (Coral Gables Senior)
97	Jonathan Garvin	DL	6-4	256	Jr.	Lake Worth, Fla. (Lake Worth Community)
65	Corey Gaynor	OL	6-4	301	R-So.	Parkland, Fla. (Douglas)
44	Realus George, Jr.	FB	6-2	245	R-Fr.	Atlanta, Ga. (Pace Academy)
71	Jared "Moose" Griffith	OL	6-3	305	R-Fr.	Sarasota, Fla. (Riverview)
40	Luis Gutierrez, Jr.	DB	5-9	155	Fr.	Key Biscayne, Fla. (IMG Academy)
26	Gurvan Hall, Jr.	DB	6-0	195	So.	West Palm Beach, Fla. (Palm Beach Gardens)
3	Michael Harley	WR	5-9	180	Jr.	Fort Lauderdale, Fla. (St. Thomas Aquinas)
23	Cam'Ron Harris	RB	5-10	205	So.	Opa Locka, Fla. (Carol City)
81	Jared Harrison-Hunte	DL	6-4	280	Fr.	Middle Village, N.Y. (Christ The King)
12	Jahfari Harvey	DL	6-4	240	Fr.	Port St. Lucie, Fla. (Vero Beach)
94	Louis Hedley	P	6-4	230	R-So.	Mandurah, Australia (City College of San Francisco)
57	Kai-Leon Herbert	OL	6-5	302	R-So.	Plantation, Fla. (Plantation American Heritage)
7	Brian Hightower	WR	6-3	210	So.	Crenshaw, Calif. (IMG Academy)
94	Trevon Hill	DL	6-3	245	R-Sr.	Virginia Beach, Va. (Virginia Tech) (Salem)
75	Zalon'tae Hillery	OL	6-6	305	R-So.	Brunswick, Ga. (Glynn Academy)
81	Larry Hodges	TE	6-2	230	Fr.	Tampa, Fla. (Jesusit)
48	Jake Hoffman	LB	6-1	204	Fr.	Hollywood, Fla. (Chaminade-Madonna)
98	Jalar Holley	DL	6-2	288	Fr.	Auburn, Ga. (Buford)
31	Jarius Howard	WR	5-10	175	Fr.	Portsmouth, Va. (Oscar Frammel Smith)
9	Avery Huff	LB	6-3	200	Fr.	Hollywood, Fla. (St. Thomas Aquinas)
40	Will Huggins	WR	6-2	205	R-Fr.	Richland, Wash. (IMG Academy)
87	Michael Irvin II	TE	6-3	240	R-Jr.	Ft. Lauderdale, Fla. (St. Thomas Aquinas)
8	DJ Ivey	DB	6-1	195	So.	Florida City, Fla. (South Dade)
58	Clay James	LS	5-9	200	R-Fr.	Cocoa, Fla. (Cocoa)
44	Bradley Jennings, Jr.	LB	6-1	230	R-So.	Jacksonville, Fla. (Sandalwood)
9	Brevin Jordan	TE	6-3	245	So.	Las Vegas, Nev. (Bishop Gorman)
52	Patrick Joyner, Jr.	LB	6-2	232	R-Fr.	Homestead, Fla. (South Dade)
72	Tommy Kennedy	OL	6-4	294	R-Sr.	Lake Bluff, Ill. (Butler) (Lake Forest)
20	Robert Knowles	DB	6-1	195	R-Sr.	Miami, Fla. (Edison)
68	Zachary Lerman	DL	6-2	296	R-So.	Virginia Beach, Va. (IMG Academy)
45	Bryan Levine	DL	6-3	240	Fr.	Los Angeles, Calif. (Brentwood School)

ALPHABETICAL ROSTER

NO	NAME	POS	HT	WT	CL.	HOMETOWN (PREVIOUS SCHOOL) (HIGH SCHOOL)
1	Lorenzo Lingard	RB	6-0	202	So.	Orange City, Fla. (University)
34	Elias Lugo-Fagundo	WR	6-0	194	R-So.	Cabo Rojo, Puerto Rico (IMG Academy)
85	Will Mallory	TE	6-5	230	So.	Jacksonville, Fla. (Providence School)
18	Tate Martell	QB	5-11	210	R-So.	Las Vegas, Nev. (Ohio State) (Bishop Gorman)
90	Tyreic Martin	DL	6-3	295	R-Jr.	Lanett, Ala. (Valley)
17	Peyton Matocha	QB	6-4	204	Fr.	Houston, Texas (St. Thomas)
53	Zach McCloud	LB	6-2	235	Sr.	Lantana, Fla. (Santaluces)
43	Brian Miller	WR	5-8	170	R-Fr.	Clermont, Fla. (IMG Academy)
91	Jordan Miller	DL	6-4	325	R-Fr.	Jacksonville, Fla. (Sandalwood)
61	Jacob Muñoz	LS	5-11	200	R-Jr.	Atlanta, Ga. (Mount Vernon)
29	Jimmy Murphy	DB	5-7	195	R-Sr.	Avon, Conn. (Avon)
59	Alan Nadelsticher	LS	6-0	182	Fr.	Mexico City, Mexico (IMG Academy)
49	Mason Napper	LS	6-1	204	Fr.	Marietta, Ga. (Lassiter)
84	Josh Neely	DL	6-3	255	Fr.	Miami, Fla. (Miami Senior)
60	Zion Nelson	OL	6-5	285	Fr.	Sumter, S.C. (Sumter)
83	Evidence Njoku	WR	6-6	226	R-So.	Wayne Hills, N.J. (Wayne Hills)
99	Chigozie Nnoruka	DL	6-2	300	R-Sr.	Sacramento, Calif. (UCLA) (Kennedy)
43	Nat Opoku	DB	6-3	220	R-Sr.	Fords, N.J. (Marshall) (Woodbridge)
2	K.J. Osborn	WR	6-0	205	R-Sr.	Ypsilanti, Mich. (Buffalo) (IMG Academy)
41	Michael Parrott	FB	5-11	235	R-So.	Canton, N.C. (Alabama) (Pisgah)
71	Scott Patchan	DL	6-6	255	R-Sr.	Bradenton, Fla. (IMG Academy)
12	Jeremiah Payton	WR	6-1	195	Fr.	Neptune Beach, Fla. (Fletcher)
5	N'Kosi Perry	QB	6-4	195	R-So.	Ocala, Fla. (Vanguard)
95	Jaelan Phillips	LB	6-5	245	R-So.	Redlands, Calif. (UCLA) (Redlands East Valley)
56	Michael Pinckney	LB	6-1	230	Sr.	Jacksonville, Fla. (Raines)
88	Brian Polendey	TE	6-6	245	R-So.	Denton, Texas (Guyer)
6	Mark Pope	WR	6-1	180	So.	Miami, Fla. (Southridge)
45	Camden Price	K	6-1	175	R-Fr.	Severn, Md. (Archbishop Spalding)
11	Carson Proctor	QB	6-4	215	R-Jr.	Vero Beach, Fla. (Coffeyville CC) (Arkansas) (Vero Beach)
48	Robert Prosek	TE	6-4	226	Fr.	Key Largo, Fla. (Coral Shores)
55	Shaquille Quarterman	LB	6-1	240	Sr.	Orange Park, Fla. (Oakleaf)
34	Ryan Ragone	DB	5-11	208	R-Fr.	Houston, Texas (Arkansas State) (Pasadena Memorial)
52	Cleveland Reed, Jr.	OL	6-3	313	R-Fr.	Fort Meade, Fla. (Fort Meade)
16	Ryan Rizk	QB	6-1	166	R-Fr.	Boynton Beach, Fla. (American Heritage - Delray)
15	Gregory Rousseau	DL	6-6	260	R-Fr.	Coconut Creek, Fla. (Champagnat Catholic)
51	DJ Scaife, Jr.	OL	6-3	300	So.	Miami, Fla. (Southridge)
68	Michael Scibelli	DL	6-1	290	R-Fr.	Oceanside, N.Y. (Oceanside)
1	Nesta Jade Silvera	DL	6-2	302	So.	Pembroke Pines, Fla. (Plantation American Heritage)
25	Derrick Smith	DB	6-2	220	Jr.	Jacksonville, Fla. (Trinity Christian Academy)
4	Keontra Smith	DB	5-11	195	Fr.	West Park, Fla. (Chaminade-Madonna)
35	Zac Smith	LB	6-2	225	Fr.	Bradenton, Fla. (Braden River)
17	Jack Spicer	P	6-3	220	R-Sr.	Estero, Fla. (Florida) (Estero)
17	Waymon Steed	LB	5-11	220	R-So.	Miami, Fla. (Central)
41	Darian Stephenson	LB	6-1	212	R-Fr.	Miami, Fla. (Westminster Christian)
4	Jeff Thomas	WR	5-10	180	Jr.	East St. Louis, Ill. (East St. Louis)
76	Ousman Traore	OL	6-3	306	So.	College Park, Ga. (Hutchinson C.C.) (Hapeville Charter)
49	Shawn Walker	LB	6-2	235	R-Jr.	Ft. Lauderdale, Fla. (Cardinal Gibbons)
8	Dee Wiggins	WR	6-3	200	So.	Miami, Fla. (Southridge)
22	Cameron Williams	DL	6-4	250	Fr.	Hollywood, Fla. (Chaminade-Madonna)
24	Christian Williams	DB	6-1	189	Fr.	Daphne, Ala. (Daphne)
15	Jarren Williams	QB	6-2	210	R-Fr.	Lawrenceville, Ga. (Central Gwinnett)

NUMERICAL ROSTER

NO	NAME	POS	HT	WT	CL.	HOMETOWN (PREVIOUS SCHOOL) (HIGH SCHOOL)
1	Lorenzo Lingard	RB	6-0	202	So.	Orange City, Fla. (University)
1	Nesta Jade Silvera	DL	6-2	302	So.	Pembroke Pines, Fla. (Plantation American Heritage)
2	Trajan Bandy	DB	5-9	190	Jr.	Miami, Fla. (Columbus)
2	K.J. Osborn	WR	6-0	205	R-Sr.	Ypsilanti, Mich. (Buffalo) (IMG Academy)
3	Gilbert Frierson	STRK	6-1	200	R-Fr.	Coral Gables, Fla. (Coral Gables Senior)
3	Michael Harley	WR	5-9	180	Jr.	Fort Lauderdale, Fla. (St. Thomas Aquinas)
4	Keontra Smith	DB	5-11	195	Fr.	West Park, Fla. (Chaminade-Madonna)
4	Jeff Thomas	WR	5-10	180	Jr.	East St. Louis, Ill. (East St. Louis)
5	Amari Carter	DB	6-0	200	So.	Palm Beach Gardens, Fla. (Palm Beach Gardens)
5	N'Kosi Perry	QB	6-4	195	R-So.	Ocala, Fla. (Vanguard)
6	Sam Brooks, Jr.	LB	6-2	210	Fr.	Miami Gardens, Fla. (Miami Northwestern)
6	Mark Pope	WR	6-1	180	So.	Miami, Fla. (Southridge)
7	Al Blades, Jr.	DB	6-1	190	So.	Fort Lauderdale, Fla. (St. Thomas Aquinas)
7	Brian Hightower	WR	6-3	210	So.	Crenshaw, Calif. (IMG Academy)
8	DJ Ivey	DB	6-1	195	So.	Florida City, Fla. (South Dade)
8	Dee Wiggins	WR	6-3	200	So.	Miami, Fla. (Southridge)
9	Avery Huff	LB	6-3	200	Fr.	Hollywood, Fla. (St. Thomas Aquinas)
9	Brevin Jordan	TE	6-3	245	So.	Las Vegas, Nev. (Bishop Gorman)
11	Carson Proctor	QB	6-4	215	R-Jr.	Vero Beach, Fla. (Coffeyville CC) (Arkansas) (Vero Beach)
12	Jahfari Harvey	DL	6-4	240	Fr.	Port St. Lucie, Fla. (Vero Beach)
12	Jeremiah Payton	WR	6-1	195	Fr.	Neptune Beach, Fla. (Fletcher)
13	DeeJay Dallas	ATH	5-10	215	Jr.	Brunswick, Ga. (Glynn Academy)
15	Gregory Rousseau	DL	6-6	260	R-Fr.	Coconut Creek, Fla. (Champagnat Catholic)
15	Jarren Williams	QB	6-2	210	R-Fr.	Lawrenceville, Ga. (Central Gwinnett)
16	Ryan Rizk	QB	6-1	166	R-Fr.	Boynton Beach, Fla. (American Heritage - Delray)
17	Peyton Matocha	QB	6-4	204	Fr.	Houston, Texas (St. Thomas)
17	Jack Spicer	P	6-3	220	R-Sr.	Estero, Fla. (Florida) (Estero)
17	Waymon Steed	LB	5-11	220	R-So.	Miami, Fla. (Central)
18	Tate Martell	QB	5-11	210	R-So.	Las Vegas, Nev. (Ohio State) (Bishop Gorman)
20	Robert Knowles	DB	6-1	195	R-Sr.	Miami, Fla. (Edison)
21	Bubba Baxa	PK	6-0	215	So.	Pasadena, Texas (Pasadena Memorial)
21	Bubba Bolden	DB	6-3	200	R-So.	Las Vegas, Nev. (USC) (Bishop Gorman)
22	Robert Burns	RB	5-11	225	R-So.	Miami, Fla. (Gulliver Prep)
22	Cameron Williams	DL	6-4	250	Fr.	Hollywood, Fla. (Chaminade-Madonna)
23	Te'Cory Couch	DB	5-10	165	Fr.	Fort Lauderdale, Fla. (Chaminade-Madonna)
23	Cam'Ron Harris	RB	5-10	205	So.	Opa Locka, Fla. (Carol City)
24	Christian Williams	DB	6-1	189	Fr.	Daphne, Ala. (Daphne)
25	Derrick Smith	DB	6-2	220	Jr.	Jacksonville, Fla. (Trinity Christian Academy)
26	Gurvan Hall, Jr.	DB	6-0	195	So.	West Palm Beach, Fla. (Palm Beach Gardens)
27	Nigel Bethel, Jr.	DB	6-0	175	R-Fr.	Miami, Fla. (Miami Northwestern)
27	Marshall Few	WR	5-11	180	Jr.	Ponte Vedra Beach, Fla. (Ponte Vedra)
29	Jimmy Murphy	DB	5-7	195	R-Sr.	Avon, Conn. (Avon)
30	Romeo Finley	STRK	6-1	218	Sr.	Fort Walton Beach, Fla. (Niceville)
31	Jarius Howard	WR	5-10	175	Fr.	Portsmouth, Va. (Oscar Frammel Smith)
34	Elias Lugo-Fagundo	WR	6-0	194	R-So.	Cabo Rojo, Puerto Rico (IMG Academy)
34	Ryan Ragone	DB	5-11	208	R-Fr.	Houston, Texas (Arkansas State) (Pasadena Memorial)
35	Zac Smith	LB	6-2	225	Fr.	Bradenton, Fla. (Braden River)
36	Andrew Barnes	DB	6-0	190	Fr.	Silver Springs, Md. (Walter Johnson)
37	Colvin Alford	STRK	6-0	195	R-So.	Miami, Fla. (Coral Reef Senior)
38	Robert Brand	DB/WR	5-11	180	R-So.	Windermere, Fla. (Colgate) (Windermere Prep)
39	Gannon Feldmann	DB	5-10	200	Fr.	Danville, Pa. (IMG Academy)
40	Luis Gutierrez, Jr.	DB	5-9	155	Fr.	Key Biscayne, Fla. (IMG Academy)
40	Will Huggins	WR	6-2	205	R-Fr.	Richland, Wash. (IMG Academy)
41	Michael Parrott	FB	5-11	235	R-So.	Canton, N.C. (Alabama) (Pisgah)
41	Darian Stephenson	LB	6-1	212	R-Fr.	Miami, Fla. (Westminster Christian)
43	Brian Miller	WR	5-8	170	R-Fr.	Clermont, Fla. (IMG Academy)
43	Nat Opoku	DB	6-3	220	R-Sr.	Fords, N.J. (Marshall) (Woodbridge)
44	Realus George, Jr.	FB	6-2	245	R-Fr.	Atlanta, Ga. (Pace Academy)
44	Bradley Jennings, Jr.	LB	6-1	230	R-So.	Jacksonville, Fla. (Sandalwood)
45	Bryan Levine	DL	6-3	240	Fr.	Los Angeles, Calif. (Brentwood School)



NUMERICAL ROSTER

NO	NAME	POS	HT	WT	CL.	HOMETOWN (PREVIOUS SCHOOL) (HIGH SCHOOL)
45	Camden Price	K	6-1	175	R-Fr.	Severn, Md. (Archbishop Spalding)
46	Suleman Burrows	DB/K	5-9	179	R-Fr.	St. Louis, Mo. (John Burroughs School)
46	Nicholas Ducheine	TE	6-3	210	R-Jr.	Pembroke Pines, Fla. (Dade Christian)
47	Turner Davidson	K	5-9	155	R-So.	San Antonio, Texas (Ronald Reagan)
48	Jake Hoffman	LB	6-1	204	Fr.	Hollywood, Fla. (Chaminade-Madonna)
48	Robert Prosek	TE	6-4	226	Fr.	Key Largo, Fla. (Coral Shores)
49	Mason Napper	LS	6-1	204	Fr.	Marietta, Ga. (Lassiter)
49	Shawn Walker	LB	6-2	235	R-Jr.	Ft. Lauderdale, Fla. (Cardinal Gibbons)
51	DJ Scaife, Jr.	OL	6-3	300	So.	Miami, Fla. (Southridge)
52	Patrick Joyner, Jr.	LB	6-2	232	R-Fr.	Homestead, Fla. (South Dade)
52	Cleveland Reed, Jr.	OL	6-3	313	R-Fr.	Fort Meade, Fla. (Fort Meade)
53	Jakai Clark	OL	6-2	310	Fr.	Loganville, Ga. (Grayson)
53	Zach McCloud	LB	6-2	235	Sr.	Lantana, Fla. (Santaluces)
55	Navaughn Donaldson	OL	6-6	345	Jr.	Miami, Fla. (Miami Central)
55	Shaquille Quarterman	LB	6-1	240	Sr.	Orange Park, Fla. (Oakleaf)
56	Michael Pinckney	LB	6-1	230	Sr.	Jacksonville, Fla. (Raines)
57	Kai-Leon Herbert	OL	6-5	302	R-So.	Plantation, Fla. (Plantation American Heritage)
58	Clay James	LS	5-9	200	R-Fr.	Cocoa, Fla. (Cocoa)
59	Alan Nadelsticher	LS	6-0	182	Fr.	Mexico City, Mexico (IMG Academy)
60	Zion Nelson	OL	6-5	285	Fr.	Sumter, S.C. (Sumter)
61	Jacob Muñoz	LS	5-11	200	R-Jr.	Atlanta, Ga. (Mount Vernon)
65	Corey Gaynor	OL	6-4	301	R-So.	Parkland, Fla. (Douglas)
67	Zach Dykstra	OL	6-6	300	R-So.	Spirit Lake, Iowa (Spirit Lake)
68	Zachary Lerman	DL	6-2	296	R-So.	Virginia Beach, Va. (IMG Academy)
68	Michael Scibelli	DL	6-1	290	R-Fr.	Oceanside, N.Y. (Oceanside)
70	George Brown, Jr.	OL	6-7	305	R-Sr.	Cincinnati, Ohio (LSU) (Winton Woods)
71	Jared "Moose" Griffith	OL	6-3	305	R-Fr.	Sarasota, Fla. (Riverview)
71	Scott Patchan	DL	6-6	255	R-Sr.	Bradenton, Fla. (IMG Academy)
72	Tommy Kennedy	OL	6-4	294	R-Sr.	Lake Bluff, Ill. (Butler) (Lake Forest)
74	John Campbell, Jr.	OL	6-5	310	R-Fr.	Orlando, Fla. (Dr. Phillips)
75	Zalon'ae Hillery	OL	6-6	305	R-So.	Brunswick, Ga. (Glynn Academy)
76	Ousman Traore	OL	6-3	306	So.	College Park, Ga. (Hutchinson C.C.) (Hapeville Charter)
77	Adam ElGammal	OL	6-4	300	Fr.	Middle Village, N.Y. (Christ The King)
81	Jared Harrison-Hunte	DL	6-4	280	Fr.	Middle Village, N.Y. (Christ The King)
81	Larry Hodges	TE	6-2	230	Fr.	Tampa, Fla. (Jesuit)
83	Evidence Njoku	WR	6-6	226	R-So.	Wayne Hills, N.J. (Wayne Hills)
84	Josh Neely	DL	6-3	255	Fr.	Miami, Fla. (Miami Senior)
85	Will Mallory	TE	6-5	230	So.	Jacksonville, Fla. (Providence School)
87	Michael Irvin II	TE	6-3	240	R-Jr.	Ft. Lauderdale, Fla. (St. Thomas Aquinas)
88	Brian Polendey	TE	6-6	245	R-So.	Denton, Texas (Guyer)
90	Tyreic Martin	DL	6-3	295	R-Jr.	Lanett, Ala. (Valley)
91	Jordan Miller	DL	6-4	325	R-Fr.	Jacksonville, Fla. (Sandalwood)
92	Jason Blissett, Jr.	DL	6-4	280	Fr.	Queens, N.Y. (Poly Prep)
93	Pat Bethel	DL	6-3	290	Sr.	Vero Beach, Fla. (Vero Beach)
94	Louis Hedley	P	6-4	230	R-So.	Mandurah, Australia (City College of San Francisco)
94	Trevon Hill	DL	6-3	245	R-Sr.	Virginia Beach, Va. (Virginia Tech) (Salem)
95	Jaelan Phillips	LB	6-5	245	R-So.	Redlands, Calif. (UCLA) (Redlands East Valley)
96	Jonathan Ford	DL	6-5	306	Jr.	Ft. Lauderdale, Fla. (Dillard)
97	Jonathan Garvin	DL	6-4	256	Jr.	Lake Worth, Fla. (Lake Worth Community)
98	Jalar Holley	DL	6-2	288	Fr.	Auburn, Ga. (Buford)
99	Chigozie Nnoruka	DL	6-2	300	R-Sr.	Sacramento, Calif. (UCLA) (Kennedy)



37

COLVIN ALFORD

STRK • 6-0 • 195 • R-SO.
MIAMI, FLA. (CORAL REEF)

2018 (Redshirt Freshman): Did not see any game action, served as member of practice squad.

2017 (True Freshman): Did not see any game action, served as member of practice squad.

High School: Played running back and outside linebacker at Coral Reef...Had 39 tackles and two interceptions in five games during 2016 season.



2

TRAJAN BANDY

DB • 5-9 • 190 • JR.
MIAMI, FLA. (CHRISTOPHER COLUMBUS)

2018 ALL-ACC, THIRD TEAM

2018 (Sophomore): Enjoyed breakout season, starting all 13 games and earning All-ACC third-team honors...Posted career-high totals in tackles (36), tackles for loss (4.5), interceptions (three), fumble recoveries (two) and passes defended (eight)...Wore new "Turnover Chain" five times, more than any player...Started and had one solo tackle in season opener against LSU (Sept. 2)...Ejected for targeting penalty in first quarter against Tigers and missed remainder of game...Recovered first fumble of career in win over Savannah State (Sept. 8), becoming first Hurricane to wear new turnover chain...Started and had strong performance at Toledo (Sept. 15), finishing with three total tackles, 1.0 tackle for loss, one PBU and first interception of season...Pick was second of career...Started and had one PBU in win over FIU (Sept. 22)...Posted career-high six tackles (four solo) and added 1.5 tackles for loss (six yards) in start vs. North Carolina (Sept. 27)...Started and had one tackle in win over Florida State (Oct. 6)...Put together dominant outing in start at Virginia (Oct. 13), recording two interceptions and three total tackles...Multi-interception game was first of career and first by Hurricane since Michael Jackson vs. Syracuse in October 2017...Tied career mark with six total tackles and added two PBUs at Boston College (Oct. 26)...Had three solo tackles in start vs. Duke (Nov. 3)...Started and recorded three tackles (two solo) at Georgia Tech (Nov. 10)...Recorded five total tackles (four solo) and 1.0 TFL (four yards) in start at Virginia Tech (Nov. 17)...Posted five tackles, one fumble recovery and 1.0 TFL in start in regular season finale vs. Pittsburgh (Nov. 24)...Started New Era Pinstripe Bowl vs. Wisconsin (Dec. 27).

2017 (True Freshman): Saw action in all 13 games and made three starts...Finished with 25 tackles, 1.5 tackles for loss and one interception...Added six pass breakups, tied for third-most...Made career debut in season opener against Bethune-Cookman (Sept. 2) and finished with two total tackles (one solo)...Had three tackles (two solo) and 1.0 TFL (one yard) in win over Toledo (Sept. 23)...Credited with first PBU of career against Rockets...Tied career mark with three tackles (all solo) in win at Duke (Sept. 29)...Saw action against Florida State (Oct. 7) and Georgia Tech (Oct. 14)...Made first career start in win over Syracuse (Oct. 21) and finished with one solo tackle and two PBUs...Had three tackles (one solo) and 0.5 TFLs in win at North Carolina (Oct. 28)...Started and finished with two tackles in win over Virginia Tech (Nov. 4)...Recorded first interception of career and returned it 65 yards for touchdown in win over Notre Dame (Nov. 11)...Had one tackle against Fighting Irish...

Totalled a career-best four tackles (one solo) and added one PBU in win over Virginia (Nov. 18)...Had one PBU against Pittsburgh (Nov. 24)...Started ACC Championship Game against Clemson (Dec. 2) and finished with three total tackles...Had three solo tackles and one PBU in Capital One Orange Bowl against Wisconsin (Dec. 30).

High School: Consensus four-star prospect by 247Sports, ESPN, Rivals and Scout...Rated as the 30th-best cornerback by 247Sports...Earned a No. 33 ranking in the state of Florida by 247Sports...Rated as the 267th prospect nationwide on ESPN300...Participated in The Opening in 2016...Earned a Top 300 PrepStar All-America ranking...Named First Team All-Dade by the Miami Herald...Totalled a pair of returns for touchdowns as a senior...Coached by Chris Merritt at Columbus High School...Chose Miami over offers from Alabama, Auburn, Cincinnati, Clemson, Oklahoma and Colorado.

BANDY CAREER STATS

DEFENSIVE


YEAR	GP-GS	UT	AT	TT	TFL/Y	SACK	FF/FR	PBU	INT-Y
2018	13-13	25	11	36	4.5/17	0.0/0	0/2	8	3-13
2017	13-3	14	11	25	1.5/2	0.0/0	0/0	6	1-65
Career	26-16	39	22	61	6.0/19	0.0/0	0/2	14	4-78



36

ANDREW BARNES

DB • 6-0 • 190 • FR.
SILVER SPRINGS, MD. (WALTER JOHNSON)



21

BUBBA BAXA

K • 6-0 • 215 • SO.
PASADENA, TEXAS
(PASADENA MEMORIAL)

2018 (True Freshman): Delivered impressive season serving as Miami's starting kicker, finishing 9-for-12 on field goals and 45-for-46 on extra-point attempts...Missed just one field goal inside 40 yards on season...Averaged 61.3 yards on kickoff attempts with 41 touchbacks on 69 kickoffs...Made career debut against LSU (Sept. 2), serving as Miami's starting kicker...Connected on first field goal of career from 38 yards on first-ever attempt vs. Tigers...Finished 1-for-2 on field goals and 2-for-2 on extra-point attempts...Averaged 59.0 yards on four kickoffs with one touchback vs. Tigers...Connected in all nine extra-point attempts (9-for-9) and had seven touchbacks out of 10 kickoff attempts in win over Savannah State (Sept. 8)...Averaged 62.4 yards and had five touchbacks on eight kickoff attempts at Toledo (Sept. 15)...Connected on lone field goal attempt from 30 yards and had five touchbacks in six attempts in win over FIU (Sept. 22)...Connected on both field goal attempts in win over North Carolina (Sept. 27), hitting from 35 and 28 yards...Had four touchbacks on five kickoff attempts in win over Florida State (Oct. 6)...Went 2-for-2 on field goal attempts at Virginia (Oct. 13), including career-long 47-yard effort...Hit lone field goal attempts at Virginia Tech (Nov. 17) and against Pittsburgh (Nov. 24)...Connected on only field goal attempt in New Era Pinstripe Bowl against Wisconsin (Dec. 27), converting from 33 yards.

High School: Listed as three-star prospect by ESPN.com and 247Sports.com...Rated as fourth-best kicker in nation by ESPN.com...Ranked as 126th-best prospect in the state of Texas by

ESPN.com...Rated No. 14 kicker nationwide by 247Sports.com...Competed at 2017 Texas Showcase...Selected to 2018 Blue-Grey All-American Bowl in Dallas...Listed as No. 2 rated kicker in country according to Kohl's Kicking Rankings...Named first team all-district as punter in 2015...Chose Miami over offers from Baylor and Army.

BAXA CAREER STATS

KICKING

YEAR	FG-FGA	PCT	LG	PAT	KO	AVG	TB
2018	9-12	75.0	47	45-46	67	61.3	41
Career	9-12	75.0	47	45-46	67	61.3	41



27

NIGEL BETHEL, JR.

DB • 6-0 • 170 • R-FR.

MIAMI, FLA. (NORTHWESTERN)

True Freshman (2018): Saw action in one game...Made career debut against Savannah State (Sept. 8)...Served as member of practice squad.

High School: Consensus three-star prospect by ESPN.com, 247Sports.com and Rivals.com...Selected to Miami-Dade North vs. South All-Star Game...Named to 2017 *Miami Herald* All-Dade Third Team...Helped Northwestern win Florida Class 6A state championship in 2017...Played both wide receiver and defensive back at Northwestern...Was Bulls' second-leading receiver senior year, catching 18 passes for 357 yards and two touchdowns and recorded one interception...Chose Miami over offers from Georgia, Florida, Louisville, Purdue and UCF, among others.



93

PAT BETHEL

DL • 6-3 • 290 • SR.

VERO BEACH, FLA. (VERO BEACH)

2018 (Junior): Enjoyed breakout season in first year as starter...Started 12 of 13 games and finished with 23 tackles, 6.0 tackles for loss and 2.0 sacks...Made first start of career in season opener against LSU (Sept. 2), finishing with career high-tying four tackles...Started and finished with two tackles and one half-sack in win over Savannah State (Sept. 8)...Started and had one PBU in win at Toledo (Sept. 15)...Started in win over FIU (Sept. 22)...Finished with career-best 1.5 tackles for loss in start vs. North Carolina (Sept. 27)...Had a pair of solo tackles and one solo sack in start vs. Florida State (Oct. 6)...Started at Virginia (Oct. 13)...Finished with career-best six tackles, 1.0 TFL and one half-sack at Boston College (Oct. 26)...Credited with two tackles in start vs. Duke (Nov. 3)...Had one solo tackle in start Georgia Tech (Nov. 10)...Had one tackle in start at Virginia Tech (Nov. 17)...Lone tackle vs. Pittsburgh (Nov. 24) was 1-yard tackle for loss...Started New Era Pinstripe Bowl vs. Wisconsin (Dec. 27) and finished with two total tackles and 0.5 TFLs.

2017 (Sophomore): Saw action in all 13 games...Totaled 18 tackles, one tackle for loss and one sack...Forced and recovered one fumble...Saw action in season opener against Bethune-Cookman (Sept. 2) and finished with two tackles...Had one solo tackle in win versus Toledo (Sept. 23)...Delivered strong performance in win at Duke (Sept. 29), finishing with four tackles (two solo) and 12-yard strip-sack in fourth quarter...Forced fumble of Duke QB Daniel Jones and recovered fumble himself...Had one tackle in win at

Florida State (Oct. 7)...Finished with two tackles (one solo) in win over Georgia Tech (Oct. 14)...Had two solo tackles in win over Syracuse (Oct. 21)...Had one tackle in win at North Carolina (Oct. 28)...Finished with two tackles in win over Virginia Tech (Nov. 4)...Saw action in win over Notre Dame (Nov. 11)...Finished with two tackles in win over Virginia (Nov. 18)...Credited with one PBU at Pittsburgh (Nov. 24)...Had one tackle in ACC Championship Game against Clemson (Dec. 2)...Saw action in Capital One Orange Bowl against Wisconsin (Dec. 30).


2016 (True Freshman): Played in 11 games and totaled six tackles (four solo)...Blocked punt in career debut against Florida A&M in season opener (Sept. 3)...Saw action against FAU (Sept. 10)...Recorded one tackle in road win at Appalachian State (Sept. 17)...Saw action against Georgia Tech (Oct. 1)...Registered two tackles against Florida State (Oct. 8)...Saw action against North Carolina (Oct. 15)...Had three tackles (two) against Virginia Tech (Oct. 20)...Saw action against Pittsburgh (Nov. 5), at Virginia (Nov. 12) and at NC State (Nov. 19)...Competed in regular season finale win over Duke (Nov. 26)...Saw action in Russell Athletic Bowl victory over West Virginia (Dec. 28).

High School: Four-star defensive line prospect by ESPN, 247Sports Scout and Rivals...Three-star prospect by Rivals...Under-Armour All-America Game selection...Enrolled in January 2016...No. 111 on ESPN300 and ranked No. 16 defensive end by ESPN...Ranked No. 10 strong-side defensive end nationally by 247Sports...Fourth-best defensive end in the state of Florida and No. 41 defensive end nationwide according to Scout...Totaled 36 tackles, nine sacks and two forced fumbles senior season at Vero Beach...Treasure Coast Newspapers All-Area first-team selection during his junior year, had 65 tackles, 19 tackles for loss and seven sacks in 2014...Chose Miami over offers from Auburn, Clemson, Florida, Florida State, Georgia, Louisville, LSU, Michigan, Notre Dame and Ohio State, among others...Father Randy played tight end for Miami from 1987-1990.

P. BETHEL CAREER STATS

DEFENSIVE

YEAR	GP-GS	UT	AT	TT	TFL/Y	SACK	FF/FR	PBU	INT-Y
2018	13-12	7	16	23	6.0-17	2.0-9	0/0	1	0-0
2017	13-0	7	11	18	1.0-12	1.0-12	1/1	1	0-0
2016	11-0	4	2	6	0-0	0-0	0/0	0	0-0
Career	37-12	18	29	47	7.0-29	3.0-21	1/1	2	0-0



7

AL BLADES, JR.

DB • 6-1 • 190 • SO.

FORT LAUDERDADE, FLA. (ST. THOMAS AQUINAS)

2018 (True Freshman): Saw action in all 13 games in first season, mainly on special teams...Served as special teams captain twice during season...Totaled 13 tackles (nine solo) and added one tackle for loss...Saw action in season opener against LSU (Sept. 2), finishing with two solo tackles...Had one tackle in win over Savannah State (Sept. 8)...Named special teams captain for game against Toledo (Sept. 15)...Tallied a pair of solo tackles and had 1.0 tackle for loss in win over FIU (Sept. 22)...Had two tackles (one solo) in win over North Carolina (Sept. 27)...Posted one solo tackle in win over Florida State (Oct. 6)...Saw action at Virginia (Oct. 13)...Had one tackle at Boston College (Oct. 26)...Saw action in games against Duke (Nov. 3) and Georgia Tech (Nov. 10)...Recorded one solo tackle in win at Virginia Tech (Nov. 17)...Posted two solo tackles in win over Pittsburgh (Nov. 24) in regular season finale...Had one tackle in New Era Pinstripe Bowl vs. Wisconsin (Dec. 27).

High School: Consensus four-star prospect by ESPN, 247Sports.com and Rivals.com...Rated as No. 67 overall recruit in the country by ESPN.com...Listed as eighth-best cornerback in country and 20th-best prospect in state of Florida by ESPN.com...Ranked No. 12 cornerback, No. 21 player in Florida and 97th-prospect regardless of position by 247Sports.com...Rated tenth-best cornerback, 13th player in Florida and 59 overall prospect by Rivals.com...Participated in The Opening in summer of 2017...Selected to 2018 Under Armour All-America Game in Orlando, Fla....Received honorable mention on 2017 *Sun Sentinel* All-Broward team...Won 2016 Florida Class 7A State Championship at St. Thomas Aquinas... Played in 34 career high school varsity games...Also played two seasons at University School...Totaled over 140 career tackles, including 98 solo stops...Son of late Miami Hurricanes defensive back Al Blades...Received over 30 scholarship offers...Chose Miami over offers from Alabama, Auburn, LSU and Florida State.

BLADES, JR. CAREER STATS

DEFENSIVE

YEAR	GP-GS	UT	AT	TT	TFL/Y	SACK	FF/FR	PBU	INT-Y
2018	13-0	9	4	13	1.0/1	0.0/0	0/0	0	0-0
Career	13-0	9	4	13	1.0/1	0.0/0	0/0	0	0-0



92
JASON BLISSETT, JR.
DL • 6-4 • 280 • FR.
BROOKLYN, N.Y. (POLY PREP)


High School: Listed as four-star prospect by Rivals and 247Sports...Rated three-star prospect by ESPN...Ranked as second-best player in New York and No. 27 defensive lineman by 247Sports...Rated No. 3 player in state and No. 44 at his position by Rivals...Listed as No. 3 player in New York by ESPN...Led Poly Prep to appearance in Metropolitan Independent Football League championship game, in which he had nine tackles and ran for 90 yards and touchdown...Chose Miami over offers from Florida, Texas A&M, UCF, Tennessee, Boston College, Virginia, Purdue, Rutgers, Minnesota, Indiana and Maryland, among others.



21
BUBBA BOLDEN
DB • 6-3 • 200 • R-SO.
LAS VEGAS, NEV. (USC)
(BISHOP GORMAN)

Before Miami: Spent 2017 season at USC...Did not compete in 2018...Saw action in 13 games and totaled eight tackles in lone season with Trojans.

High School: Selected to 2016 Parade All-American First Team, Prep Star All-American Dream Team, Max Preps All-American first team, *Tacoma News Tribune* Western 100, *USA Today* All-Nevada Defensive Player of the Year, *Las Vegas Review-Journal* All-State first team and All-Southwest League as senior safety at Bishop Gorman.... Had 27 tackles, five tackles for loss, one sack, seven interceptions (one touchdown return), two PBUs, one fumble recovery (returned for touchdown) and one blocked field goal as Bishop Gorman won its eighth consecutive state title and third straight *USA Today* national championship...Had 55 tackles, three interceptions (one returned for touchdown) and three PBUs as junior in 2015...Posted 30 tackles and one interception as sophomore during 2014 season.



38
ROBERT BRAND
DB/WR • 5-11 • 180 • R-SO.
WINDERMERE, FLA.
(COLGATE) (WINDERMERE PREP)



6
SAM BROOKS, JR.
LB • 6-2 • 210 • FR.
MIAMI, FLA. (NORTHWESTERN)

High School: Consensus three-star prospect by ESPN.com, Rivals.com and 247Sports.com...Rated top-50 outside linebacker in country by 247Sports.com and Rivals.com...Member of back-to-back Class 6A state champions in 2017-18...Had five tackles and 56-yard fumble return for touchdown in 22-0 victory over Seffner Armwood in 2018 Class 6A state title game...Named to 2017 *Miami Herald* All-Dade Third Team defense despite missing part of season due to injury...Chose Miami over offers from Michigan, Florida, Georgia, Georgia Tech, Auburn, Arkansas, Kansas State, Kentucky, Louisville, NC State, Nebraska, Oregon, South Carolina, UCF and USF, among others.



70
GEORGE BROWN, JR.
OL • 6-7 • 310 • R-SR.
CINCINNATI, OHIO (LSU)
(WINTON WOODS)

2018 (Redshirt Junior): Did not see any game action, missed year while recovering from knee surgery.

2017 (Redshirt Sophomore): Saw action in three games as reserve offensive lineman...Played against Bethune-Cookman (Sept. 2), Notre Dame (Nov. 11) and Virginia (Nov. 18)...Served as member of practice squad.

2016 (Redshirt Freshman): Forced to sit out season due to NCAA transfer rules...Member of practice squad.

Before Miami: Spent 2015 season at LSU...Did not see any game action, redshirted to retain eligibility.

High School: Athletic offensive lineman considered one of nation's top prospects...Ranked as four-star prospect by Rivals while ESPN, 247 Sports and Scout gave Brown three stars...Rated as high as No. 199 prospect nationally and No. 8 prospect in Ohio by Rivals...Touted as No. 16 offensive tackle in country by Rivals and member of the Rivals 250...Ranked as No. 55 prospect in region by ESPN...Earned All-State Special Mention honors.



22
ROBERT BURNS
RB • 5-11 • 225 • R-SO.
MIAMI, FLA. (GULLIVER PREP)

2018 (Redshirt Freshman): Saw action in eight games...Made career debut in win over Savannah State (Sept. 8), finishing with two carries...Had long run of 11 yards vs. Tigers...Had one catch vs. FIU (Sept. 22)...Saw action in New Era Pinstripe Bowl vs. Wisconsin (Dec.

27).

2017 (True Freshman): Did not see any game action, redshirted to retain eligibility...Served as member of practice squad.

High School: Four-star running back prospect by ESPN... Three-star prospect by 247Sports, Rivals and Scout...Selected to 2017 Under Armour All-America Game... Rated No. 108 prospect nationwide regardless of position on ESPN300...Ranked No. 11 running back nationwide by ESPN...Rated No. 25 running back nationwide in 247Sports' Composite Rankings...Rushed for more than 1,200 yards in high school career with 15 rushing touchdowns... Had 265 yards junior year...Totaled 900 yards with 13 touchdowns in first two varsity seasons...Chose Miami over offers from Alabama, Clemson, Florida, Florida State and Ohio State, among others.

BURNS CAREER STATS


RUSHING

YEAR	GP-GS	ATT	YDS	AVG	TD	LG
2018	8-0	2	10	5.0	0	11
Career	8-0	2	10	5.0	0	11



46
SULEMAN BURROWS
DB/K • 5-9 • 179 • R-FR.
 ST. LOUIS, MO. (JOHN BURROUGHS SCHOOL)


2018 (True Freshman): Did not see any game action, served as member of practice squad.



74
JOHN CAMPBELL, JR.
OL • 6-5 • 310 • R-FR.
 ORLANDO, FLA. (DR. PHILLIPS)

2018 (True Freshman): Saw action in four games in first season...Made career debut in home opener vs. Savannah State (Sept. 8)...Saw action in win at Toledo (Sept. 15)...Played in win over FIU (Sept. 22)...Saw action in regular season finale vs. Pittsburgh (Nov. 24)...Redshirted season.

High School: Earned four-star rating from Rivals.com...Listed as 19th-best offensive lineman in country and No. 52 overall prospect in Florida by Rivals.com...Received three-star ranking from 247Sports.com and ESPN.com...Listed as 36th-best prospect at position and 88th-best recruit in state of Florida by ESPN.com...Helped guide Dr. Phillips High School to 13-2 record and first-ever FHSAA football state title in 2017...Received scholarship offers from over 25 schools...Chose Miami over offers from Alabama, Auburn, Florida and Florida State.



5
AMARI CARTER
DB • 6-0 • 200 • JR.
 PALM BEACH GARDENS, FLA.
 (PALM BEACH GARDENS)

2018 (Sophomore): Saw action in 12 of 13 games, making two starts...Finished with 12 tackles, 3.0 tackles for loss, one sack and three PBUs...Saw action in season opener against LSU (Sept. 2)...Set career mark with six tackles (one solo) and added 2.0 tackles for

loss (13 yards), including 10-yard sack, in win over Savannah State (Sept. 8)...Did not attend game at Toledo (Sept. 15) while attending to family issue...Named special teams captain and made first start of career in win over FIU (Sept. 22), finishing with one solo tackle and one PBU...Started and had three tackles (two solo) in win over North Carolina (Sept. 27)...Had two solo tackles and 1.0 TFL (two yards) in win over Florida State (Oct. 6)...Saw action at Virginia (Oct. 13)...Played at Boston College (Oct. 26)...Saw action in games versus Duke (Nov. 3) and Georgia Tech (Nov. 10)...Competed in wins over Virginia Tech (Nov. 17) and Pittsburgh (Nov. 24)...Saw action in New Era Pintripe Bowl vs. Wisconsin (Dec. 27).

2017 (True Freshman): Saw action in all 13 games in first season...Finished with 26 tackles and 2.0 tackles for loss...Totaled two sacks...Had one forced fumble...Was among Miami's top impact players on special teams...Made career debut in season opener against Bethune-Cookman (Sept. 2) and finished with four tackles, all solo, and one forced fumble...Saw action in win over Toledo (Sept. 23) and posted two tackles (one solo)...Totaled three tackles (two solo) in win at Duke (Sept. 29)...Had one tackle in win at Florida State (Oct. 7)...Saw action against Georgia Tech (Oct. 14)...Finished with two solo tackles in win over Syracuse (Oct. 21)...Totaled a pair of solo tackles in win at North Carolina (Oct. 28)...Lone tackle was first sack of career (10 yards) in win over Virginia Tech (Nov. 4)...Recorded three solo tackles in win over Notre Dame (Nov. 11)...Tied career high with four tackles (one solo) in win over Virginia (Nov. 18)...Had one solo tackle at Pittsburgh (Nov. 24)...Finished with two solo tackles, including one four-yard sack, in ACC Championship Game against Clemson (Dec. 2)...Had one solo tackle in Capital One Orange Bowl against Wisconsin (Dec. 30).

High School: Four-star safety prospect by ESPN...Three-star prospect by 247Sports, Rivals and Scout...Ranked No. 239 player nationwide regardless of position in ESPN300...Ranked No. 5 on Palm Beach Big Board and Super 11 pick by *Palm Beach Post*...Named 2016 All-County Defensive Player of the Year by *Sun Sentinel* after senior season... Had 60 tackles and three interceptions during junior year at Palm Beach Gardens...Chose Miami over offers from Auburn, Clemson, LSU, Michigan and Notre Dame, among others.

CARTER CAREER STATS

DEFENSIVE

YEAR	GP-GS	UT	AT	TT	TFL/Y	SACK	FF/FR	PBU	INT-Y
2018	12-2	10	2	12	3.0/15	1.0/10	0/0	1	0-0
2017	13-0	21	5	26	2.0/14	2.0-14	1/0	0	0-0
Career	25-2	31	7	38	5.0/29	3.0-24	1/0	1	0-0



53
JAKAI CLARK
OL • 6-2 • 310 • FR.
 LOGANVILLE, GA. (GRAYSON)

High School: Consensus three-star prospect by ESPN.com, Rivals.com and 247Sports.com...Ranked No. 10 center in country by ESPN.com...Listed as No. 14 center in country by 247Sports.com...Rated No. 101 player in Georgia by Rivals.com...Helped Grayson reach regional finals in 2018 Class AAAAAAA playoffs...Chose Miami over offers from Auburn, Illinois, Syracuse, West Virginia, Arizona, Boston College, Cincinnati, Minnesota, Oregon State, Rutgers, Southern Miss, Temple and Tulane, among others.



23
TE'COREY COUCH
DB • 5-10 • 165 • FR.
HOLLYWOOD, FLA.
(CHAMINADE-MADDONA)

High School: Consensus four-star prospect by ESPN.com, Rivals.com and 247Sports.com...Ranked No. 230 on ESPN 300...Rated No. 18 overall cornerback and No. 37 player in Florida by ESPN.com...Ranked 30th cornerback in country and 303rd player regardless of position by 247Sports.com...Listed as 44th-best cornerback and 48th player in Florida by Rivals.com...Selected to 2019 Under Armour All-America Game...Helped Chaminade-Madonna win 2018 Class 3A state championship...Recorded 65 tackles, 4.0 tackles for loss and five interceptions during senior year...Chose Miami over offers from LSU, Oklahoma, Michigan, Michigan State, Illinois, Kansas State, Kentucky, Louisville, Nebraska, NC State, Ole Miss, Oregon, Pitt, USF, Syracuse, Tennessee, UCF, Wisconsin and Wake Forest, among others.



13
DEEJAY DALLAS
RB • 5-10 • 215 • JR.
BRUNSWICK, GA. (GLYNN ACADEMY)

2018 (Sophomore): Delivered standout sophomore season, compiling team-best 1,260 all-purpose yards...Saw action in all 13 games...Ranked second with 617 rushing yards on 109 carries...Tied for team lead with six rushing touchdowns...Had long rush of 83 yards, marking sixth-longest rush from scrimmage in program history...Caught 10 passes totaling 85 yards...Averaged 17.2 yards on nine punt returns with one punt return touchdown...Had longest punt return (61 yards) and kick return (53) for Miami...Saw action in season opener against LSU (Sept. 2) and finished with team-high 38 yards on eight attempts...Had one 13-yard reception against Tigers...Totaled 48 rushing yards on five carries with long run of 34 yards in win over Savannah State (Sept. 8)...Added 15-yard catch in win over Tigers...Recorded first 100-yard rushing game of career in win at Toledo (Sept. 15), finishing with 110 yards on 17 attempts...Had 35-yard touchdown run in win over Rockets...Caught two passes totaling 30 yards and added 28 rushing yards in win over FIU (Sept. 22)...Had second 100-yard game of career in win over North Carolina (Sept. 27), rushing for 114 yards on just 11 carries...Scored on 4-yard touchdown rush vs. Tar Heels...Totaled 114 all-purpose yards in win over Florida State (Oct. 6), including career-high 60 punt return yards...Had career-long 49-yard punt return against Seminoles...Finished with 24 rushing yards and one 11-yard reception at Virginia (Oct. 13)...Led Miami with 168 all-purpose yards at Boston College (Oct. 26), including career-best 138 kick return yards...Scored one rushing touchdown vs. Eagles...Had third 100-yard rushing game of career vs. Duke (Nov. 3), totaling career-best 124 yards on 12 carries...Had 83-yard rushing touchdown vs. Blue Devils, marking longest run of career and sixth-longest rush from scrimmage in program history...Totaled 191 all-purpose yards...Scored rushing touchdown at Georgia Tech (Nov. 10), marking third straight game with touchdown...Had season-high three catches in win at Virginia Tech (Nov. 17)...Totaled two touchdowns in win over Pittsburgh (Nov. 24) in regular season finale, scoring rushing touchdown and adding career-long 61-yard punt return touchdown...Led Miami with 98 all-purpose yards in New Era Pinstripe Bowl vs. Wisconsin (Dec. 27)...Had 35-yard punt return vs. Badgers.

2017 (True Freshman): Saw action in 12 of 13 games...Made

shift to running back mid-season...Finished with 217 rushing yards and three rushing touchdowns...Added 92 receiving yards with long reception of 49 yards...Made career debut in season opener against Bethune-Cookman (Sept. 2) and had one 16-yard reception...Had 22-yard kick return in win at Duke (Sept. 29)...Had one kick return for 18 yards in win at Florida State (Oct. 7)...Saw action in wins over Georgia Tech (Oct. 14) and Syracuse (Oct. 21)...Had career-long 49-yard reception in win at North Carolina (Oct. 28)...Saw first significant time at running back against Virginia Tech (Nov. 4), finishing with six carries for 32 yards...Added one five-yard reception against Hokies...Totaled career-best 12 carries for 53 rushing yards, including first two rushing touchdowns of career, in win over Notre Dame (Nov. 11)...Had five carries for 15 yards in win over Virginia (Nov. 18)...Finished with three carries at Pittsburgh (Nov. 24)...Rushed for team-high 44 yards in ACC Championship Game against Clemson (Dec. 2)...Had career-best 69 rushing yards, including career-long 39-yard touchdown run, in Capital One Orange Bowl against Wisconsin (Dec. 30).

High School: Consensus four-star prospect by 247Sports, ESPN, Rivals and Scout...Played quarterback, receiver, running back and defensive back at Glynn Academy...Also returned punts and kicks...Ranked No. 15 athlete nationwide by Rivals and No. 196 overall prospect regardless of position...Rated No. 231 prospect nationwide on ESPN300 and the 16th-best athlete...Earned No. 265 ranking on 247Sports' Composite Rankings...Rushed for 1,139 yards and 13 touchdowns during junior year at Glynn...Added 678 passing yards and seven passing touchdowns...Led Terrors to 11-2 record in final year...Rushed for 168 yards to go along with 135 passing yards in final game of high school career in state quarterfinals...Chose Miami over offers from Alabama, Auburn, Florida, Florida State and Georgia, among others.

DALLAS CAREER STATS

RUSHING

YEAR	GP-GS	ATT	YDS	AVG	TD	LG
2018	13-0	109	617	5.7	6	83T
2017	12-0	41	217	5.3	3	39T
Career	25-0	150	834	5.6	9	83T

RECEIVING

YEAR	GP-GS	REC	YDS	AVG	TD	LG
2018	13-0	10	85	8.5	0	26
2017	12-0	4	92	23.0	0	49
Career	25-0	14	177	12.6	0	49

KICK RETURNS

YEAR	GP-GS	RET	YDS	AVG	TD	LG
2018	13-0	17	367	21.6	0	53
2017	12-0	2	40	20.0	0	22
Career	25-0	19	407	21.4	0	53

PUNT RETURNS

YEAR	GP-GS	RET	YDS	AVG	TD	LG
2018	13-0	11	191	17.4	1	65T
2017	12-0	0	0	--	0	--
Career	25-0	11	191	17.4	1	65T



47 TURNER DAVIDSON

K • 5-9 • 155 • R-SO.
SAN ANTONIO, TEXAS
(REAGAN)

2018 (Redshirt Freshman): Did not see any game action, served as member of practice squad.

2017 (True Freshman): Did not see any game action, served as member of practice squad.

High School: Helped Reagan High School to a 9-2 record as a senior in 2016...Scored 69 points as a senior, making 11 of 15 field goal attempts with a long of 43 yards and converting all 36 PATs...Averaged 56.5 yards over 51 kickoffs, including a long of 60 yards in 2016.



55 NAVAUGHN DONALDSON

OL • 6-6 • 345 • JR.
MIAMI, FLA. (CENTRAL)

2017 FRESHMAN ALL-AMERICA (ESPN, FWAA)

2017 ALL-ACC, HONORABLE MENTION

2018 (Sophomore): Saw action in all 13 games and made 12 starts in second season...Shifted from right guard to right tackle prior to season, but moved back inside midway through year...Made six starts at right tackle and five starts at right guard...Started season opener vs. LSU (Sept. 2), making first ever start at right tackle...Helped Miami outgain Tigers with 342 yards of total offense...Started at right tackle against Savannah State (Sept. 8), helping pave way for 494 total yards, including 239 rushing yards...Helped guide Hurricanes offense to 49-point, 473-yard performance in win at Toledo (Sept. 15) with start at right tackle...Made fourth straight start at right tackle against FIU (Sept. 22), leading Miami to 488-yard performance on offense...Started at right tackle against North Carolina (Sept. 27) and helped offense compile 354 yards, including 229 rushing yards...Made sixth straight start at right tackle against Florida State (Oct. 6)...Started at right guard vs. Virginia (Oct. 13)...Made second straight start at right guard at Boston College (Oct. 26)...Started at right guard vs. Duke (Nov. 3)...Saw action at Georgia Tech (Nov. 10)...Started at right guard in win at Virginia Tech (Nov. 17)...Started at right guard in win vs. Pittsburgh (Nov. 24), when Miami totaled 345 yards, including 293 rushing yards...Started at right guard in New Era PinStripe Bowl vs. Wisconsin (Dec. 27).

2017 (True Freshman): Played significant role in first season, starting 10 of 13 games at right guard, missing two games due to injury...Earned All-ACC Honorable Mention recognition...Recognized with one ACC Offensive Lineman of the Week honor...Made career debut and started season opener at right guard and helped lead offense to 550-yard performance against Bethune-Cookman (Sept. 2)...Made second straight start of season at right guard in win over Toledo (Sept. 23) that included 587 yards of total offense and 254 rushing yards...Started at right guard in win at Duke (Sept. 29), where Miami piled up 409 yards of offense...Started at right guard in win at Florida State (Oct. 7)...Did not play against Georgia Tech (Oct. 14) or Syracuse (Oct. 21) due to injury...Saw action at right guard and helped offense gain 415 total yards in win at North Carolina (Oct. 28)...Helped power Miami to win over Virginia Tech (Nov. 4) with start at right guard, leading offense to 429-yard performance including 210 rushing yards...Played important role in win over Notre Dame (Nov. 11), starting

at right guard and helping guide offense to 374 yards, including 237 rushing yards...Earned first ACC Offensive Lineman of the Week honors for performance against Fighting Irish...Started at right guard against Virginia (Nov. 18)...Started at right guard at Pittsburgh (Nov. 24) and in ACC Championship Game against Clemson (Dec. 2)...Started at right guard in Capital One Orange Bowl against Wisconsin (Dec. 30).

High School: Consensus four-star offensive line prospect by 247Sports, ESPN, Rivals and Scout...Selected to 2017 Under Armour All-America Game...Ranked No. 6 offensive tackle nationwide and No. 43 prospect regardless of position by Rivals...Rated 89 prospect nationwide on ESPN300...Ranked seventh-best player at position by ESPN...Rated No. 71 player nationwide on 247Sports Composite Rankings and No. 81 in Top247 rankings...Preseason All-America by USA TODAY entering senior season at Miami Central...Won state championship junior year with Rockets...High school teammate of fellow early enrollee Waymon Steed...Coached by Roland Smith at Central...Chose Miami over offers from Florida, Florida State, Georgia and Louisville, among others.



46 NICHOLAS DUCHEINE

TE • 6-3 • 210 • R-JR.
PEMBROKE PINES, FLA. (DADE
CHRISTIAN)

2018 (Redshirt Sophomore): Saw action in three games...Served as member of practice squad...Made career debut in win over Savannah State (Sept. 8)...Saw action in wins at Virginia Tech (Nov. 17) and at home vs. Pittsburgh (Nov. 24).



67 ZACH DYKSTRA

OL • 6-6 • 300 • R-SO.
SPIRIT LAKE, IOWA (SPIRIT
LAKE)

2018 (Redshirt Freshman): Saw action in one game as reserve offensive lineman...Served as member of practice squad.

2017 (True Freshman): Did not see any game action, member of practice squad.

High School: Consensus three-star offensive line prospect by 247Sports, ESPN, Rivals and Scout...Ranked top-50 offensive tackle nationwide by ESPN...Ranked No. 5 player in state of Iowa by ESPN...Chose Miami over offers from Iowa, Iowa State and Vanderbilt, among others.



77 ADAM ELGAMMAL

OL • 6-4 • 300 • FR.
MIDDLE VILLAGE, N.Y.
(CHRIST THE KING)

High School: Three-star prospect by 247Sports.com...Ranked No. 64 offensive tackle and No. 6 player in New York by 247Sports.com...Played one year of varsity football after playing primarily basketball in high school...Led Christ The King to appearance in the 2018 NYCHSFL State Tournament...Chose Miami over offers from Cincinnati, Rutgers, Temple and Virginia, others among others.



39
GANNON FELDMANN
 DB • 5-10 • 185 • FR.
 DANVILLE, PA. (IMG
 ACADEMY)



27
MARSHALL FEW
 WR • 5-11 • 180 • JR.
 PONTE VEDRA BEACH, FLA.
 (PONTE VEDRA)

2018 (Sophomore): Saw action in four games, largely on special teams...Served as member of practice squad.

2017 (True Freshman): Saw action in seven games, largely on special teams...Served as member of practice squad.

High School: Served as team captain during his senior season...Hauled in 65 catches for 1,171 yards and 11 touchdowns during his senior campaign...Also played varsity lacrosse...Served as the President of FCA.



30
ROMEO FINLEY
 STRK • 6-1 • 218 • SR.
 FORT WALTON BEACH, FLA.
 (NICEVILLE)

2018 (Junior): Saw action in all 13 games and made four starts in breakout season...Totaled 28 tackles, five tackles for loss and two interceptions...Added four PBUs and one forced fumble...Tied for Miami's longest play of season on 83-yard interception return for touchdown...Made first start of career in season opener against LSU (Sept. 2) and finished with one PBU...Had one tackle against Savannah State (Sept. 8)...Had three solo tackles and one PBU in win at Toledo (Sept. 15)...Recorded three tackles in win over FIU (Sept. 22)...Scored first touchdown of career on 83-yard interception return in win over North Carolina (Sept. 27)...Started and had one solo tackle in win vs. Florida State (Oct. 6)...Posted two solo tackles at Virginia (Oct. 13)...Had three tackles, including one tackle for loss, and second interception of career at Boston College (Oct. 26)...Started and finished with one solo tackle vs. Duke (Nov. 3)...Lone tackle at Georgia Tech (Nov. 10) was three-yard TFL...Had career-best five tackles, including one tackle for loss, in start at Virginia Tech (Nov. 17)...Finished with two tackles and 1.5 TFLs totaling 10 yards in regular season finale vs. Pittsburgh (Nov. 24)...Had four tackles and 0.5 TFLs in New Era Pinstripe Bowl vs. Wisconsin (Dec. 27).

2017 (Sophomore): Saw action in all 13 games, mostly on special teams...Finished with seven tackles and one pass breakup...Saw action in season opener against Bethune-Cookman (Sept. 2) and had one solo tackle...Finished with career-high four tackles (all solo) in win over Toledo (Sept. 23)...Had one solo tackle in win at Duke (Sept. 29)...Saw action in win at Florida State (Oct. 7)...Competed against Georgia Tech (Oct. 14) and Syracuse (Oct. 21)...Saw action in wins at North Carolina (Oct. 28) and at home against Virginia Tech (Nov. 4)...Had one solo tackle in win over Notre Dame (Nov. 11)...Played against Virginia (Nov. 18) and at Pittsburgh (Nov. 24)...Saw action in ACC Championship Game against Clemson (Dec. 2)...Competed in Capital One Orange Bowl against Wisconsin (Dec. 30).


2016 (True Freshman): Played in 12 games in first season, mostly on special teams...Credited with seven tackles (three solo)...Saw action in season opener against Florida A&M (Sept. 3) and recorded three solo tackles...Saw action against FAU (Sept. 10) on special teams...Saw action in road win at Appalachian State (Sept. 17)...Competed against Georgia Tech (Oct. 1) and Florida State (Oct. 8), mostly on special teams...Saw action against North Carolina (Oct. 15) and Virginia Tech (Oct. 20)...Had one tackle at Notre Dame (Oct. 29)...Saw action against Pittsburgh (Nov. 5) and at Virginia (Nov. 12)...Had one tackle on special teams in win at NC State (Nov. 19)...Added two tackles in regular season finale win over Duke (Nov. 26)...Saw action in Russell Athletic Bowl victory over West Virginia (Dec. 28).

High School: Three-star prospect by Scout...Ranked No. 12 safety by ESPN and the No. 244 overall prospect on ESPN300...Rated as No. 15 safety and No. 315 prospect regardless of position by 247Sports...Rated as third-best safety in state of Florida and No. 28 safety nationwide by Scout...Totaled 60 tackles, six PBUs and one interception in final season at Niceville...Had 60 tackles, 10 PBUs, one interception and two forced fumbles junior year...Chose Miami over Clemson, Florida, Georgia Tech, Michigan, Missouri, Mississippi and South Carolina.

FINLEY CAREER STATS

DEFENSIVE

YEAR	GP-GS	UT	AT	TT	TFL/Y	SACK	FF/FR	PBU	INT-Y
2018	13-4	18	10	28	5.0/18	0.0/0	1/0	6	2-83
2017	13-0	7	0	7	0.0/0	0.0/0	0/0	1	0-0
2016	12-0	3	4	7	0.0/0	0.0/0	0/0	0	0-0
Career	38-4	28	14	42	5.0/18	0.0/0	1/0	7	2-83



96
JONATHAN FORD
 DL • 6-5 • 306 • JR.
 FORT LAUDERDALE, FLA.
 (DILLARD)

2018 (Sophomore): Saw action in 10 games...Totaled eight tackles and 2.0 tackles for loss...Saw action in season opener against LSU (Sept. 2)...Had one tackle in win over Savannah State (Sept. 8)...Posted two tackles and 1.0 tackle for loss in win at Toledo (Sept. 15)...Had two tackles in win over FIU (Sept. 22)...Saw action against North Carolina (Sept. 27) and Florida State (Oct. 6)...Played at Georgia Tech (Nov. 10)...Saw action in wins at Virginia Tech (Nov. 17) and at home vs. Pittsburgh (Nov. 24)...Had pair of tackles in New Era Pinstripe Bowl vs. Wisconsin (Dec. 27).


2017 (True Freshman): Saw action in seven games...Totaled one tackle...Made career debut in season opener against Bethune-Cookman (Sept. 2) and finished with one tackle...Saw action in win at Duke (Sept. 29) and against Georgia Tech (Oct. 14).

High School: Consensus three-star defensive line prospect by 247Sports, Scout and ESPN...Rated as 27th-best defensive tackle by 247Sports...Ranked as 52nd-best prospect in state of Florida according to 247Sports...Selected *Sun-Sentinel* First Team All-County...Chose Miami over offers from Kentucky, Tennessee, USC, Auburn, Michigan, Ohio State, Oklahoma and West Virginia, among others.

FORD CAREER STATS

DEFENSIVE

YEAR	GP-GS	UT	AT	TT	TFL/Y	SACK	FF/FR	PBU	INT-Y
2018	10-0	1	7	8	2.0/5	0.0/0	0/0	0	0-0
2017	7-0	0	1	1	0.0/0	0.0/0	0/0	0	0-0
Career	17-0	1	8	9	2.0/5	0.0/0	0/0	0	0-0



3 GILBERT FRIERSON

STRK • 6-1 • 200 • R-FR.

CORAL GABLES, FLA. (CORAL GABLES SENIOR)

2018 (True Freshman): Saw action in two games...Had one tackle and one PBU...Made career debut against Savannah State (Sept. 8)...Had first tackle of career and first PBU of career in win over FIU (Sept. 22)...Redshirted season.

High School: Consensus four-star prospect by ESPN.com, 247Sports.com and Rivals.com...Rated 21st-best player at position by ESPN.com, 247Sports.com and Rivals.com...Ranked No. 41 player in state of Florida and 188th overall by ESPN.com...Rated 33rd-best prospect in Florida and 200th overall player nationally by 247Sports.com... Named to 2017 *Miami Herald* All-Dade Second Team...Saw action on both sides of ball at Coral Gables High School...Closed out career with 38 solo tackles, four interceptions, three kickoff return touchdowns and four receiving touchdowns... Led team in receiving yards senior year, averaging 41.7 yards per catch...Was one of only two juniors to be named to 2016 *Miami Herald* First Team Offense All-Dade Football Team...Cousin of Miami Hurricanes legend and Pro Bowl running back Frank Gore...Chose Miami over offers from Alabama, Florida, Georgia and LSU.

FRIERSON CAREER STATS

DEFENSIVE

YEAR	GP-GS	UT	AT	TT	TFL/Y	SACK	FF/FR	PBU	INT-Y
2018	2-0	1	0	1	0.0/0	0.0/0	0/0	1	0-0
Career	2-0	1	0	1	0.0/0	0.0/0	0/0	1	0-0



97 JONATHAN GARVIN

DL • 6-4 • 256 • JR.

LAKE WORTH, FLA. (LAKE WORTH)

2018 (Sophomore): Started all 13 games in breakout season at defensive end...Finished with career-best totals of 60 tackles, 17 tackles for loss, 5.5 sacks, two fumble recoveries and five PBUs...Added first touchdown of career on fumble return... Ranked fourth in ACC and second on team with 17 tackles for loss...Was third on team with 5.5 sacks...Made first start of career in season opener against LSU (Sept. 2) and delivered dominant outing, finishing with career-high eight tackles and three (3.0) tackles for loss...Added one sack, one PBU and one quarterback hurry vs. Tigers...Tied career high with eight total tackles in start vs. Savannah State (Sept. 8)...Also matched career high in tackles for loss (3.0) against Tigers, totaling nine yards...Started and had two tackles in win at Toledo (Sept. 15)...Compiled another strong performance in win over FIU (Sept. 22), tying for team lead with five total tackles, adding 2.5 tackles for loss, one half-sack and one PBU...Started and scored first touchdown of career on fumble recovery against North Carolina (Sept. 27)...Added two

tackles and 1.0 TFL (six yards) against Tar Heels...Dominated in start vs. Florida State (Oct. 6), finishing with career-high five solo tackles and pair of sacks (14 yards)...Started and had 1.5 TFLs and three total tackles at Virginia (Oct. 13)...Posted seven tackles, 1.0 TFL (five yards) and half-sack in start at Boston College (Oct. 26)...Started vs. Duke (Nov. 3) and finished with four tackles and 0.5 tackles for loss...Posted two solo tackles in start at Georgia Tech (Nov. 10)...Recorded five total tackles in start at Virginia Tech (Nov. 17)...Had three tackles, including 1.5 tackles for loss, in start vs. Pittsburgh (Nov. 24)...Started New Era PinStripe Bowl vs. Wisconsin (Dec. 27) and finished with six tackles and 1.0 tackle for loss.


2017 (True Freshman): Saw action in all 13 games...Finished with nine tackles and three tackles for loss...Had two sacks...Made career debut in season opener against Bethune-Cookman (Sept. 2) and had one solo tackle...Finished with two solo tackles and 1.0 TFL (one yard) in win over Toledo (Sept. 23)...Saw action in win at Duke (Sept. 29)...Played in wins at Florida State (Oct. 7), at home against Georgia Tech (Oct. 14) and at home against Syracuse (Oct. 21)...Competed in win at North Carolina (Oct. 28)...Recorded first sack of career and recovered own forced fumble against Virginia Tech (Nov. 4)...Had second straight game with strip-sack and recovered fumble himself in win over Notre Dame (Nov. 11)...Posted two tackles against Fighting Irish...Saw action in win over Virginia (Nov. 18)...Competed at Pittsburgh (Nov. 24)...Had two tackles in ACC Championship Game against Clemson (Dec. 2)...Had one tackle in Capital One Orange Bowl against Wisconsin (Dec. 30).

High School: Four-star defensive end prospect by both ESPN and 247Sports...Four-star prospect by 247Sports, Rivals and Scout...Ranked No. 275 player regardless of position on ESPN300 rankings...Ranked No. 22 defensive end by ESPN and No. 33 by Scout...Rated No. 195 overall player regardless of position in Top247 Rankings and No. 280 player on 247Sports' Composite Rankings...Dominated in final year at Lake Worth, finishing with 97 tackles, 59 tackles for loss and school-record 18 sacks...Totaled 93 tackles, including 36 tackles for loss and nine sacks in junior year at Lake Worth...Added six forced fumbles and one interception for Trojans in 2015...Chose Miami over offers from Clemson, Florida State, Georgia, Oklahoma and Tennessee, among others.

GARVIN CAREER STATS

DEFENSIVE

YEAR	GP-GS	UT	AT	TT	TFL/Y	SACK	FF/FR	PBU	INT-Y
2018	13-13	20	40	60	17.0/63	5.5/32	0/2	5	0-0
2017	13-0	5	4	9	3.0/15	2.0/14	2/2	0	0-0
Career	26-13	25	44	69	20.0/78	7.5/46	2/4	5	0-0



65 COREY GAYNOR

OL • 6-4 • 301 • R-SO.

PARKLAND, FLA. (STONEMAN DOUGLAS)

2018 (Sophomore): Saw action in three games...Made season debut in home opener vs. Savannah State (Sept. 8)...Saw action in win at Toledo (Sept. 15)...Competed in win over Pittsburgh (Nov. 24) in regular season finale...Redshirted season.

2017 (True Freshman): Saw action in 10 games and made one start in first season...Made career debut in season opener against Bethune-Cookman (Sept. 2)...Saw action against Toledo (Sept. 23)...Played in wins at Duke (Sept. 29) and at Florida State (Oct. 7)...Helped lead offense to 481-yard performance, including

184 rushing yards, in first start of career at right guard against Georgia Tech (Oct. 14)...Saw action in ACC Championship Game against Clemson (Dec. 2) and in Capital One Orange Bowl against Wisconsin (Dec. 30).

High School: Listed as three-star prospect by 247Sports, Scout and ESPN...Rated as the 20th-ranked offensive guard out of the South according to Scout... Named *Miami Herald* First Team All-Broward...Selected *Sun-Sentinel* First Team All-County...Recorded 97 pancake blocks as a senior...Versatile offensive linemen saw action at center and guard...Chose Miami over offers from Arizona, Houston, Minnesota, Pittsburgh, UCF and West Virginia.



44 REALUS GEORGE, JR.

FB • 6-2 • 245 • R-FR.

ATLANTA, GA. (PACE ACADEMY)

2018 (True Freshman): Saw action in two games in freshman season...Made career debut in home opener vs. Savannah State (Sept. 8)...Saw action in win over FIU (Sept. 22).

High School: Consensus three-star prospect by ESPN.com, 247Sports.com and Rivals.com...Listed as top-ranked fullback in country by Rivals.com...Rated No. 2 fullback nationally by ESPN.com, and 247Sports.com...Played on both sides of ball in high school, lining up at fullback and middle linebacker...As senior, rushed for 306 yards and two touchdowns while averaging 5.4 yards per carry...Led team with 43 tackles, 19 tackles for loss and eight sacks in 2017...Chose Miami over offers from Appalachian State, Boston College, Memphis and Virginia, among others.



71 JARED GRIFFITH

OL • 6-3 • 305 • R-FR.

SARASOTA, FLA. (RIVERVIEW)


2018 (True Freshman): Did not see any game action, served as member of practice squad.



40 LUIS GUTIERREZ, JR.

DB • 5-9 • 155 • FR.

KEY BISCAYNE, FLA. (IMG ACADEMY)



26 GURUS HALL, JR.

DB • 6-0 • 195 • SO.

WEST PALM BEACH, FLA. (PALM BEACH GARDENS)

2018 (True Freshman): Saw action in 12 of 13 games...Totalled eight tackles (five solo)...Made career debut against Savannah State (Sept. 8) and had one solo tackle...Had two solo tackles in win over FIU (Sept. 22)...Posted two tackles in victory over North Carolina (Sept. 27)...Finished with one tackle at Virginia (Oct. 13)...Saw action in games at Boston College (Oct.


26) and vs. Duke (Nov. 3)...Played at Georgia Tech (Nov. 10)...Saw action at Virginia Tech (Nov. 17)...Had one tackle in regular season finale vs. Pittsburgh (Nov. 24)...Had one tackle in New Era Pinstripe Bowl vs. Wisconsin (Dec. 27).

High School: Consensus four-star prospect by ESPN.com, 247Sports.com and Rivals.com...Listed as 14th-best safety in nation and 38th-best recruit in the state of Florida by ESPN.com...Ranked No. 15 nationally at his position and No. 32 overall in Florida by 247Sports.com...Rated 17th-best safety and 40th player in Florida by Rivals.com...Appeared on ESPN.com's Top 300, ranked 178th...Selected to 2018 Under Armour All-America Game in Orlando, Fla...Named to 2017 *Sun Sentinel* All-Palm Beach first team...Received Palm Beach County First Team All-Conference honors from *Palm Beach Post* in 2016...Saw significant action on both offense and defense throughout his high school career...Chose Miami over offers from Alabama, Auburn, Clemson, Notre Dame, Ohio State, and Wisconsin, among others.

HALL, JR. CAREER STATS

DEFENSIVE

YEAR	GP-GS	UT	AT	TT	TFL/Y	SACK	FF/FR	PBU	INT-Y
2018	12-0	5	3	8	0.0/0	0.0/0	0/0	0	0-0
Career	12-0	5	3	8	0.0/0	0.0/0	0/0	0	0-0



3 MICHAEL HARLEY

WR • 5-9 • 180 • JR.

FORT LAUDERDALE, FLA. (ST. THOMAS AQUINAS)

2018 (Sophomore): Saw action in all 13 games with four starts...Tied for third on team with 21 receptions...Totalled 240 receiving yards with long reception of 42 yards...Caught two passes for 13 yards in season opener against LSU (Sept. 2)...Totalled 12 yards on two receptions in win over Savannah State (Sept. 8)...Had two catches in win at Toledo (Sept. 15)...Delivered best performance of career in win over FIU (Sept. 22), hauling in career-high seven passes for 76 yards...Set career mark with 42-yard reception against Panthers...Made first start of season in win over North Carolina (Sept. 27), finishing with team-high 70 receiving yards on just two catches...Tied career long with 42-yard reception against Tar Heels...Saw action in games against Florida State (Oct. 6) and at Virginia (Oct. 13)...Caught two passes totaling 34 yards vs. Duke (Nov. 3)...Had two catches in start at Virginia Tech (Nov. 17)...Started and finished with 18 receiving yards on two receptions in win vs. Pittsburgh (Nov. 24)...Started New Era Pinstripe Bowl vs. Wisconsin (Dec. 27).

2017 (True Freshman): Saw action in 11 games with five starts...Had nine receptions for 91 yards with long catch of 19 yards...Started at wide receiver in career debut against Bethune-Cookman (Sept. 2) and recorded one 18-yard reception...Started and totaled career-high three receptions for 34 yards, including career-long 19-yard catch, in win over Toledo (Sept. 23)...Had one 2-yard reception in win at Duke (Sept. 29)...Saw action at Florida State (Oct. 7)...Started in win over Georgia Tech (Oct. 14)...Finished with one 9-yard reception in start against Syracuse (Oct. 21)...Missed game against Virginia Tech (Nov. 4)...Saw action against Notre Dame (Nov. 11)...Had one 10-yard catch against Virginia (Nov. 18)...Saw action at Pittsburgh (Nov. 24)...Started ACC Championship Game against Clemson (Dec. 2) and recorded 10-yard reception...Caught one eight-yard pass in Capital One Orange Bowl against Wisconsin (Dec. 30).


High School: Consensus four-star wide receiver prospect by 247Sports, ESPN, Rivals and Scout...Took part in U.S. Army

All-American Game...Ranked as 24th-best player in state of Florida according to Rivals...Ranked as 40th-best player in state of Florida by 247Sports...Named *Miami Herald* First Team All-Broward...Selected *Sun-Sentinel* First Team All-County...Helped guide St. Thomas Aquinas to 12-2 record and 7A Florida State High School Championship during senior season...Caught three touchdown passes in state championship game...Chose Miami over offers from Kentucky, Louisville, Maryland, Michigan, West Virginia and Wisconsin.

HARLEY CAREER STATS

RECEIVING

YEAR	G-GS	ATT	YDS	AVG	TD	LG
2018	13-4	21	240	11.4	0	42
2017	11-5	9	91	10.1	0	19
Career	24-9	30	331	11.0	0	42



23
CAM'RON HARRIS
RB • 5-10 • 205 • SO.
 OPA LOCKA, FLA. (CAROL CITY)

2018 (True Freshman): Saw action in seven games and enjoyed standout second half of year...Rushed for 166 yards on 28 carries, averaging 5.9 yards per carry...Scored two rushing touchdowns, including one on season-long rush of 42 yards...Had three receptions for 25 yards with one receiving touchdown...Made career debut in win over Savannah State (Sept. 8)...Recorded one rush for three yards against Tigers...Had one six-yard reception and totaled 24 rushing yards on five rushes in win over FIU (Sept. 22)...Saw action against Florida State (Oct. 6)...Had six carries for 48 yards at Georgia Tech (Nov. 10), with first rushing touchdown of career coming on 22-yard rush...Delivered best performance of career at Virginia Tech (Nov. 17), posting seven carries for career-best 77 yards with one rushing touchdown...Added 16-yard receiving touchdown vs. Hokies...Had career-high eight carries in regular season finale vs. Pittsburgh (Nov. 24)...Had one rush in New Era Pinstripe Bowl vs. Wisconsin (Dec. 27).

High School: Consensus four-star prospect by ESPN, 247Sports.com and Rivals.com...Rated as nation's seventh-best running back by 247Sports.com...Listed as 29th-best prospect in state of Florida by 247Sports.com...Ranked No. 9 running back, No. 36 player in Florida and No. 167 prospect overall by ESPN.com...Rated No. 6 running back, No. 19 player in Florida and No. 81 prospect nationally by Rivals.com...Participated in The Opening in summer of 2017...Named to 2017 *Miami Herald* All-Dade Second Team...Exploded for 181 yards to help Carol City defeat Dillard 23-0 in opening round of the 2017 Florida State 6A Playoffs...Helped Carol City to its first Class 6A Championship since 2003, rushing for single-season career high of 820 yards and 13 touchdowns during 2016 season...Named to 2016 *Miami Herald* Second Team All-Dade Football Team...Finished career with more than 1,300 yards rushing and 21 touchdowns...Chose Miami over offers from Georgia, Oregon, Tennessee and Wisconsin.

HARRIS CAREER STATS

RUSHING

YEAR	GP-GS	ATT	YDS	AVG	TD	LG
2018	7-0	28	166	5.9	2	42T
Career	7-0	28	166	5.9	2	42T

RECEIVING

YEAR	GP-GS	REC	YDS	AVG	TD	LG
2018	7-0	3	25	8.3	1	16T
Career	7-0	3	25	8.3	1	16T



81
JARED HARRISON-HUNTE
DL • 6-4 • 280 • FR.
 MIDDLE VILLAGE, N.Y. (CHRIST THE KING)

High School: Consensus three-star prospect by ESPN, Rivals and 247Sports...Consensus top-40 defensive tackle nationwide by all major scouting services...Ranked by Rivals as No. 3 player in state of New York regardless of position...Rated No. 4 player in New York by 247Sports and No. 2 player in state by ESPN...Had 45 tackles and three sacks while playing in eight games during senior season...Selected to 2018 All-Diocesan First Team by *The Tablet*...Served as team captain for final year...Played in 2018 CHSFL Senior Bowl...Also saw action at tight end...Caught 23 passes for 227 yards during junior season...Earned second-team All-Diocesan honors from *The Tablet* after junior year...Played just two seasons of high school football, spending early part of career focusing on basketball...Christ The King teammate of fellow Miami signee Adam ElGammal...Chose Miami over offers from Alabama, Ohio State, Georgia, LSU, Michigan and Penn State, among others.



12
JAHFARI HARVEY
DL • 6-4 • 240 • FR.
 PORT ST. LUCIE, FLA. (VERO BEACH)

High School: Enrolled at Miami in January 2019...Consensus four-star prospect by ESPN.com, Rivals.com and 247Sports.com...Rated No. 11 defensive end and No. 23 player in Florida by Rivals.com...Ranked No. 187 player in Rivals Top250...Listed as No. 17 player at position and No. 36 in Florida by 247Sports.com...Ranked No. 240 on Top247 by 247Sports.com...Ranked No. 47 at position and No. 56 in Florida by ESPN.com...Helped lead Vero Beach to 2018 Class 6A regional semifinals...Chose Miami over offers from Georgia, Michigan, Georgia Tech, Louisville, Mississippi State, Missouri, NC State, Nebraska, Oregon, Pitt, Purdue, USF, Syracuse and UCF, among others.



94
LOUIS HEDLEY
P • 6-4 • 230 • R-SO.
 MADURAH, AUSTRALIA (CITY COLLEGE OF SAN FRANCISCO)

Before Miami: Rated two-star prospect by 247Sports...Redshirted in 2018 to preserve eligibility...Averaged 38.6 yards per

punt on the season with long punt of 59 yards in 2017...Had eight punts downed inside 20-yard line and seven punts fair caught over 10 games in 2017...Ran three times on fake punts for 75 yards, including long run of 56 yards...Former Australian Rules Football player.



57
KAI-LEON HERBERT
OL • 6-5 • 302 • R-SO.
 PLANTATION, FLA. (AMERICAN HERITAGE)

2018 (Redshirt Freshman): Saw action in regular season finale vs. Pittsburgh (Nov. 24).

2017 (True Freshman): Saw action in one game, in season opener against Bethune-Cookman (Sept. 2)...Served as member of practice squad...Granted medical redshirt.

High School: Consensus four-star offensive line prospect by 247Sports, ESPN, Rivals and Scout...Rated as 28th-best offensive tackle in class of 2017 by 247Sports...Ranked No. 99 regardless of position on ESPN300 rankings...Participated in The Opening in 2016... Selected to 2017 Under Armour All-America Game...Earned Top 300 PrepStar All-America ranking...Named *Miami Herald* First Team All-Broward... Selected First Team *Sun-Sentinel* All-County...Helped anchor offensive line that helped offense post more than 4,700 total yards...Spent senior season playing for former Miami Dolphin Patrick Surtain at American Heritage High School...Played three seasons for UM cornerbacks coach Mike Rumph at American Heritage High School...Chose Miami over offers Michigan, Auburn, Florida, California, Colorado, Georgia and LSU.



7
BRIAN HIGHTOWER
WR • 6-3 • 210 • SO.
 LEIMERT PARK, CALIF. (IMG ACADEMY)

2018 (True Freshman): Saw action in 11 games and made two starts...Finished with four catches for 60 yards and one touchdown...Had four tackles on special teams...Caught first touchdown pass of career in debut vs. LSU (Sept. 2), hauling in 32-yard pass in end zone for first career catch...Had one 8-yard reception at Toledo (Sept. 15)...Caught 13-yard pass in win over North Carolina (Sept. 27)...Had 7-yard catch in come-from-behind win vs. Florida State (Oct. 6)...Saw action in games versus Boston College (Oct. 26) and Duke (Nov. 3)...Played in wins over Virginia Tech (Nov. 17) and Pittsburgh (Nov. 24).

High School: Consensus four-star prospect by ESPN, 247Sports.com and Rivals.com... Ranked among top 300 recruits by ESPN.com, listed at No. 141 regardless of position...Rated No. 20 wide receiver nationally and 29th overall player in Florida by ESPN.com...Listed as 27th-best wide receiver in nation and 26th-best overall prospect in Florida by 247Sports.com...Ranked as 36th wide receiver and No. 36 recruit in Florida by Rivals.com... Participated in The Opening in summer of 2017...Selected to 2018 U.S. Army All-American Bowl in San Antonio...As senior at IMG, led team with 35 catches for 445 yards and five touchdowns...Posted breakout sophomore season at Calabasas High School (Calif.) in 2015, catching 71 passes for 1,344 yards and 14 touchdowns before transferring to IMG Academy in 2016...Chose UM over offers from Alabama, Clemson, USC, Notre Dame & Ohio State, among others.

HIGHTOWER CAREER STATS

RECEIVING

YEAR	G-GS	ATT	YDS	AVG	TD	LG
2018	11-2	4	60	15.0	1	32T
Career	11-2	4	60	15.0	1	32T



94
TREVON HILL
DL • 6-4 • 245 • R-SR.
 VIRGINIA BEACH, VA. (SALEM) (VIRGINIA TECH)

Before Miami: Spent previous four seasons at Virginia Tech...Saw action in 30 games over career with Hokies and made 16 starts...Totaled 94 tackles, 20.0 tackles for loss and 11.5 sacks in two-plus seasons of playing time...Redshirted freshman season and played in just three games during redshirt junior year.

High School: Listed as No. 21 weakside defensive end in nation and the No. 17 prospect in state by Rivals coming out of Salem High School...Ranked No. 231 prospect in country, No. 4 weakside defensive end and No. 12 player in state by 247Sports... Listed as No. 46 defensive end nationwide and No. 8 defensive end in region by Scout...Ranked as No. 30 defensive end in country, No. 39 player in region and No. 13 player in the state by ESPN...Ranked as No. 14 player in state of Virginia by The Roanoke Times... Member of 247Sports' Top 247.



75
ZALON'TAE HILLERY
OL • 6-6 • 305 • R-SO.
 BRUNSWICK, GA. (GLYNN ACADEMY)

2018 (Redshirt Freshman): Saw action in seven games...Made career debut in home opener vs. Savannah State (Sept. 8)...Saw action in wins over FIU (Sept. 22) and North Carolina (Sept. 27)...Played vs. Duke (Nov. 3)...Saw time at Georgia Tech (Nov. 10)...Saw action in final two games of regular season, wins at Virginia Tech (Nov. 17) and at home vs. Pittsburgh (Nov. 24).

2017 (True Freshman): Did not see any game action, redshirted to retain eligibility...Served as member of practice squad.

High School: Earned three-star ranking from 247Sports, ESPN and Rivals...Rated as 49th-best player at position by ESPN...Ranked as 50th-best player in state of Georgia by 247Sports...Coached by Rocky Hidalgo at Glynn Academy... Helped guide Glynn Academy to 11-2 record during senior season...Teammate of current Hurricane DeeJay Dallas...Chose Miami over offers from Florida, Kentucky, Alabama and Clemson.



81
LARRY HODGES
TE • 6-2 • 230 • FR.
 TAMPA, FLA. (JESUIT)

High School: Listed as four-star prospect by ESPN.com...Rated three-star prospect by Rivals.com and 247Sports.com...Ranked as No. 3 H-back nationally and No. 48 player in Florida by ESPN.com... Listed as No.22 tight end in class by Rivals.com...Rated No. 25 tight end nationally by 247Sports.com...Led Jesuit with 17 receptions for 278 yards and five touchdowns during senior year...Helped Jesuit reach the FHSAA Class 5A state semifinal...Chose Miami over offers from Oklahoma, LSU, Texas, Virginia Tech, Kentucky, Louisville, USF, Cincinnati and Indiana among others.



48
JAKE HOFFMAN
LB • 6-1 • 204 • FR.
 HOLLYWOOD, FLA.
 (CHAMINADE-MADONNA)



98
JALAR HOLLEY
DL • 6-2 • 288 • FR.
 AUBURN, GA. (BUFORD)

High School: Consensus three-star prospect by ESPN.com, Rivals.com and 247Sports.com...Rated No. 37 player at position and No. 78 in state by Rivals.com...Ranked as No. 58 defensive tackle by 247Sports.com...Listed as No. 59 player at position by ESPN.com...Led Buford to 2018 Georgia Class AAAAA regional final...Chose Miami over offers from Florida, Auburn, Arkansas, Arizona State, Colorado, Georgia Tech, Kentucky, Louisville, Michigan State, Minnesota, Nebraska, NC State, Ole Miss, Pitt, South Carolina, Syracuse, Tennessee, UCF and Virginia Tech, among others.



31
JARIUS HOWARD
WR • 5-10 • 175 • FR.
 PORTSMOUTH, VA. (OSCAR FRAMMEL SMITH)



9
AVERY HUFF
LB • 6-3 • 200 • FR.
 FORT LAUDERDALE, FLA. (ST. THOMAS AQUINAS)

High School: Consensus four-star prospect by ESPN.com, Rivals.com and 247Sports.com...Rated No. 8 inside linebacker and the No. 19 player in Florida by Rivals.com...Rated No. 171 player in Rivals Top250...Ranked as 12th outside linebacker and 32nd player in Florida by 247Sports.com... Listed as No. 27 outside linebacker by ESPN.com...Tallied 38 total tackles (24 solo), 8.0 tackles for

loss, 4.0 sacks, one interception and one forced fumble in senior season...Helped lead St. Thomas Aquinas to FHSAA Class 7A state championship game...Chose Miami over offers from Alabama, Auburn, Florida State, Georgia, Kentucky, Louisville, LSU, Mississippi State, Oklahoma, Penn State, Syracuse, Tennessee and Texas, among others.



40
WILL HUGGINS
WR • 6-2 • 205 • R-FR.
 RICHLAND, WASH. (IMG ACADEMY)

2018 (True Freshman): Did not see any game action, served as member of practice squad.

High School: Helped IMG Academy to undefeated 9-0 record in 2017...Member of IMG Academy teams that finished ranked in top 10 nationally in three straight seasons from 2015-17...Named Highest Academic Achiever ...Played three years at IMG Academy after playing freshman year at Terra Linda High School in California, where he also competed in basketball and track and field...High school teammate of fellow freshmen Brian Hightower and Brian Miller.



87
MICHAEL IRVIN II
TE • 6-3 • 240 • R-JR.
 FORT LAUDERDALE, FLA. (ST. THOMAS AQUINAS)

2018 (Junior): Missed entire regular season while recovering from knee surgery...Made season debut in New Era Pinstripe Bowl vs. Wisconsin (Dec. 27).

2017 (Sophomore): Saw action in 12 of 13 games with three starts...Caught nine passes for 78 yards...Saw action in season opener against Bethune-Cookman (Sept. 2) and hauled in first catch of career on 11-yard reception...Had two catches for 28 yards, including career-long catch of 24 yards, in win vs. Toledo (Sept. 23)...Saw action in wins at Florida State (Oct. 7) and at home against Georgia Tech (Oct. 14)...Saw action in wins at North Carolina (Oct. 28) and at home against Virginia Tech (Nov. 4) and Notre Dame (Nov. 11)...Had one 10-yard reception in win over Virginia (Nov. 18)...Made first start of career and had one seven-yard reception at Pittsburgh (Nov. 24)...Started ACC Championship Game against Clemson (Dec. 2) and finished with three catches totaling 18 yards...Started Capital One Orange Bowl against Wisconsin (Dec. 30) and had one four-yard reception.

2016 (True Freshman): Played in six games in first year, including final five contests of season...Saw action in season opener against Florida A&M (Sept. 3)...Saw action on special teams at Virginia Tech (Oct. 20) and at Notre Dame (Oct. 29)...Competed against Pittsburgh (Nov. 5)...Saw action at NC State (Nov. 19) and in regular season finale win over Duke (Nov. 26).

High School: Rated three-star prospect by ESPN, 247Sports and Rivals...Helped guide St. Thomas Aquinas to second straight FHSAA 7A Championship in 2015...Caught three passes in state championship game against Viera...Transferred to St. Thomas Aquinas in 2015 after recording over 1,200 yards receiving at Prestonwood Christian High School (Texas)...Tied Texas single-game record for receptions, hauling in 21 catches against IMG Academy in 2014...Chose Miami over scholarship offers from Georgia, Michigan and NC State.

IRVIN II CAREER STATS

RECEIVING

YEAR	GP-GS	NO	YDS	AVG	TD	LG
2018	1-0	0	0	--	0	--
2017	12-3	9	78	8.7	0	24
2016	6-0	0	0	0.0	0	--
Career	19-3	9	78	8.7	0	24



8

DJ IVEY

DB • 6-1 • 195 • SO.

FLORIDA CITY, FLA. (SOUTH DADE)

2018 (True Freshman): Saw action in 11 games, primarily on special teams...Had three tackles in first season...Made career debut in season opener against LSU (Sept. 2)...Had one tackle in win over Savannah State (Sept. 8)...Saw action in wins vs. Toledo (Sept. 15) and FIU (Sept. 22)...Had one solo tackle in win over North Carolina (Sept. 27)...Saw action in games vs. Florida State (Oct. 6) and at Virginia (Oct. 13)...Played in games at Boston College (Oct. 26) and vs. Duke (Nov. 3)...Had one tackle in win at Virginia Tech (Nov. 17)...Saw action in regular season finale vs. Pittsburgh (Nov. 24).

High School: Rated as four-star prospect by 247Sports.com... Listed as three-star recruit by ESPN.com and Rivals.com... Listed as 32nd-best cornerback in nation by 247Sports.com... Named to 2017 *Miami Herald* All-Dade First Team... Totaled six interceptions during senior season... Helped guide South Dade to Class 8A Regional Playoffs and 9-2 record senior year... Collected interceptions in four straight games during senior season... Picked off pair of passes in South Dade's regular season final over Edison... Anchored secondary unit that held opponents to just 76 yards passing per game... Chose Miami over offers from Auburn, Georgia and South Carolina, among others.

IVEY CAREER STATS

DEFENSIVE

YEAR	GP-GS	UT	AT	TT	TFL/Y	SACK	FF/FR	PBU	INT-Y
2018	11-0	1	2	3	0.0/0	0.0/0	0/0	0	0-0
Career	11-0	1	2	3	0.0/0	0.0/0	0/0	0	0-0



58

CLAY JAMES

LS • 5-9 • 206 • R-FR.

COCOA, FLA. (COCOA)

2018 (True Freshman): Did not see any game action in regular season...Served as member of practice squad.

High School: Starting long snapper for two seasons at Cocoa High School...Helped Tigers win the 2016 Florida Class 4A state title and reach the 2017 Class 4A state championship game... Member of back-to-back distract championship teams at Cocoa High School...Chose Miami over offers from Appalachian State, Army and Jacksonville.



44

BRADLEY JENNINGS, JR.

LB • 6-1 • 230 • R-SO.

JACKSONVILLE, FLA. (SANDALWOOD)

2018 (Sophomore): Saw action in four games and totaled eight tackles...Had 1.5 tackles for loss and one fumble recovery... Set career mark with five tackles in home opener vs. Savannah State (Sept. 8)...Recovered first fumble of career and added one tackle for loss against Tigers...Had one tackle at Toledo (Sept. 15)...Posted two tackles in win over North Carolina (Sept. 27)...Redshirted season.

2017 (True Freshman): Saw action in 12 of 13 games, mostly on special teams...Totaled seven tackles...Made career debut in season opener against Bethune-Cookman (Sept. 2) and finished with two tackles (one solo)...Saw action against Toledo (Sept. 23)...Had two tackles in win at Duke (Sept. 29)...Saw action in wins at Florida State (Oct. 7), at home against Georgia Tech (Oct. 14) and at home against Syracuse (Oct. 21)...Played in wins at North Carolina (Oct. 28) and at home against Notre Dame (Nov. 11) and Virginia (Nov. 18)...Saw time at Pittsburgh (Nov. 24)... Finished with two tackles in ACC Championship Game against Clemson (Dec. 2)...Had one tackle in Capital One Orange Bowl against Wisconsin (Dec. 30).

High School: Consensus three-star linebacker prospect by 247Sports, ESPN, Rivals and Scout...Ranked No. 35 outside linebacker nationwide by Rivals...Had 146 tackles and 10 tackles for loss in junior season at Sandalwood...Added three forced fumbles and two sacks for Saints in 2015...Selected to 2015 *Florida Times-Union* All-First Coast Second Team...Chose Miami over offers from Florida State, Louisville, Michigan and North Carolina, among others.

JENNINGS, JR. CAREER STATS

DEFENSIVE

YEAR	GP-GS	UT	AT	TT	TFL/Y	SACK	FF/FR	PBU	INT-Y
2018	4-0	1	7	8	1.5/5	0.0/0	0/1	0	0-0
2017	12-0	1	6	7	0.0/0	0.0/0	0/0	0	0-0
Career	16-0	2	13	15	1.5/5	0.0/0	0/1	0	0-0



9

BREVIN JORDAN

TE • 6-3 • 245 • SO.

LAS VEGAS, NEV. (BISHOP GORMAN)

2018 ALL-ACC, SECOND TEAM

2018 (True Freshman): Saw action in 12 of 13 games and made 11 starts in standout freshman season...Earned second-team All-ACC recognition...Caught 32 passes - second-most on team - for 287 yards...Four receiving touchdowns were also second-most... Had long catch of 41 yards...Made first start of career against LSU (Sept. 2)...Caught seven passes for 52 yards, including first two touchdowns of career, in win vs. Savannah State (Sept. 8)...Started in win at Toledo (Sept. 15)...Had five catches for career-high 67 yards, including one touchdown, in start vs. FIU (Sept. 22)...Started and had one reception (four yards) in win over North Carolina (Sept. 27)...Started and had two catches for 51 yards, including career-long, go-ahead 41-yard touchdown reception in fourth quarter, in win over Florida State (Oct. 6)...Started and had three receptions totaling 34 yards at Virginia (Oct. 13)...Earned Midseason Freshman


All-America recognition from ESPN...Started and had career-best eight catches at Boston College (Oct. 26)...Had three catches in start vs. Duke (Nov. 3)...Made start at Georgia Tech (Nov. 10)...Started and had one 5-yard catch in win at Virginia Tech (Nov. 17)...Missed regular season finale vs. Pittsburgh (Nov. 24) due to injury suffered previous week...Started and caught two passes in New Era Pinstripe Bowl vs. Wisconsin (Dec. 27).

High School: Widely regarded as one of top high school tight ends in country...Rated as No. 1 tight end in country by ESPN.com and 247Sports.com...Ranked No. 2 at position by Rivals.com...Selected to 2018 Under Armour All-America Game in Orlando, Fla....Consensus four-star prospect by ESPN, 247Sports.com and Rivals.com...Served as team captain during senior year...Helped guide Bishop Gorman to ninth straight Nevada State Championship...Totalled nearly 100 yards receiving and scored rushing touchdown in Bishop Gorman's 48-7 state championship victory...Finished senior year on high note, posting single-season career highs in yards (1,111), receptions (63) and touchdowns (13)...Participated in The Opening in summer of 2017...Caught 27 passes for 501 yards and touchdowns as junior year...Closed high school career with over 1,700 yards, 100 receptions and 29 total touchdowns...Possesses great speed for size and height, having been clocked at 4.78-seconds in 40-yard dash...Father, Darrell, was drafted by Atlanta Falcons in ninth round of 1990 NFL Draft...Chose Miami over offers from Florida, Florida State and Georgia, among others.

JORDAN CAREER STATS

RECEIVING

YEAR	GP-GS	NO	YDS	AVG	TD	LG
2018	12-11	32	287	9.0	4	42T
Career	12-11	32	287	9.0	4	42T



52

PATRICK JOYNER, JR.

LB • 6-2 • 232 • R-FR.

HOMESTEAD, FLA. (SOUTH DADE)

2018 (True Freshman): Saw action in four games in regular season...Totalled five tackles...Made career debut in win over Savannah State (Sept. 8), finishing with three tackles...Posted career-high two tackles for loss against Tigers...Had one tackle in win over FIU (Sept. 22)...Lone tackle in regular season finale vs. Pittsburgh (Nov. 24) was half tackle for loss...Redshirted season.

High School: Four-star prospect by ESPN.com...Earned three-star rating from 247Sports.com and Rivals.com...Rated as 23rd-best prospect at his position by ESPN.com...Ranked No. 38 at position by 247Sports.com...Selected to 2017 *Miami Herald* All-Dade First Team...Helped guide South Dade to Class 8A Regional Playoffs and 9-2 record senior year...Registered 87 total tackles and forced pair of fumbles during senior season...Was named to 2016 *Miami Herald All-Dade* First Team while playing for Keys Gate High School...Logged 63 tackles and registered 15 sacks during junior season...Chose Miami over offers from Florida State, Alabama, Florida and Auburn, among others

JOYNER, JR. CAREER STATS

DEFENSIVE

YEAR	GP-GS	UT	AT	TT	TFL/Y	SACK	FF/FR	PBU	INT-Y
2018	4-0	2	3	5	2.5/6	0.0/0	0/0	0	0-0
Career	4-0	2	3	5	2.5/6	0.0/0	0/0	0	0-0



72

TOMMY KENNEDY

OL • 6-4 • 294 • R-SR.

LAKE BLUFF, ILL. (BUTLER) (LAKE FOREST)

Before Miami: Graduate transfer after spending the previous four seasons as a member of the Butler University football program...In 2018, started all 11 games at left tackle for the Bulldogs and was named All-Pioneer Football League second team as selected by the conference's head coaches...In 2017, started all 11 games at left tackle...anchored an offensive line that allowed only seven sacks on the season, which was the third-best mark in FCS...Saw action in two games in 2016 and redshirted in 2015 to retain eligibility...Chose Miami over offers from Oklahoma, Texas, Boston College, Arizona State and Arizona, among others.



20

ROBERT KNOWLES

DB • 6-1 • 195 • R-SR.

MIAMI, FLA. (EDISON)

2018 (Redshirt Junior): Saw action in 12 of 13 games and totaled 16 tackles (nine solo)...Played in season opener against LSU (Sept. 2)...Had one tackle in win over Savannah State (Sept. 8)...Posted four total tackles (two solo) in win at Toledo (Sept. 15)...Finished with one tackle in win over FIU (Sept. 22)...Had four tackles (two solo) in win over North Carolina (Sept. 27)...Finished with three tackles (two solo) in win over Florida State (Oct. 6)...Saw action at Boston College (Oct. 26) and vs. Duke (Nov. 3)...Had one solo tackle at Georgia Tech (Nov. 10)...Posted one tackle in win at Virginia Tech (Nov. 17)...Saw action in regular season finale vs. Pittsburgh (Nov. 24)...Had one solo tackle in New Era Pinstripe Bowl vs. Wisconsin (Dec. 27).

2017 (Redshirt Sophomore): Saw action in 12 games with one start...Totalled 18 tackles and one forced fumble...Saw action in season opener against Bethune-Cookman (Sept. 2) and finished with one solo tackle...Had one solo tackle in win over Toledo (Sept. 23)...Totalled four tackles (two solo) in win at Florida State (Oct. 7)...Made first start of career in win over Georgia Tech (Oct. 14), finishing with five tackles (four solo) and first forced fumble of career...Saw action in win over Syracuse (Oct. 21)...Had one tackle at North Carolina (Oct. 28)...Finished with two solo tackles in win over Virginia Tech (Nov. 4)...Saw action in wins over Notre Dame (Nov. 11) and Virginia (Nov. 18)...Had two solo tackles at Pittsburgh (Nov. 24)...Posted one tackle in ACC Championship Game against Clemson (Dec. 2)...Had one solo tackle in Capital One Orange Bowl against Wisconsin (Dec. 30).

2016 (Redshirt Freshman): Saw action in all 13 games, mainly on special teams...Finished with six tackles (five solo)...Played in season opener against Florida A&M (Sept. 3) and totaled two tackles...Added one solo tackle in action vs. FAU (Sept. 10)...Saw action in road win at Appalachian State (Sept. 17)...Competed against Georgia Tech (Oct. 1) and Florida State (Oct. 8), mostly on special teams...Had one tackle against North Carolina (Oct. 15)...Saw action against Virginia Tech (Oct. 20) and at Notre Dame (Oct. 29)...Had one solo tackle against Pittsburgh (Nov. 5)...Saw action in win at Virginia (Nov. 12)...Added one solo tackle in win at NC State (Nov. 19)...Saw action in regular season finale win over Duke (Nov. 26)...Played in Russell Athletic Bowl victory over West Virginia (Dec. 28).

2015 (True Freshman): Did not see any game action,


redshirted to retain eligibility.

High School: Earned four-star rating by ESPN...Received three-star ranking by Rivals and 247Sports...Rated one of top-25 prospects in Miami-Dade by *Miami Herald*...Finished senior season with 44 tackles, three interceptions, seven pass break ups, three forced fumbles and three fumble recoveries.

KNOWLES CAREER STATS

DEFENSIVE

YEAR	GP-GS	UT	AT	TT	TFL/Y	SACK	FF/FR	PBU	INT-Y
2018	12-0	9	7	16	0.0/0	0.0/0	0/0	0	0-0
2017	12-1	13	5	18	0.0/0	0.0/0	1/0	0	0-0
2016	13-0	5	1	6	0.0/0	0.0/0	0/0	0	0-0
Career	37-1	27	13	40	0.0/0	0.0/0	1/0	0	0-0



68
ZACHARY LERMAN
DL • 6-2 • 296 • R-SO.
VIRGINIA BEACH, VA. (IMG ACADEMY)


2018 (Redshirt Freshman): Did not see any game action during regular season...Served as member of practice squad.

2017 (True Freshman): Did not see any game action, redshirted to retain eligibility.

High School: Earned Second Team All-Conference honors senior year.



45
BRYAN LEVINE
DL • 6-3 • 240 • FR.
LOS ANGELES, CALIF. (BRENTWOOD SCHOOL)



1
LORENZO LINGARD
RB • 6-0 • 202 • SO.
ORANGE CITY, FLA. (UNIVERSITY)

2018 (True Freshman): Played in six games before suffering leg injury that derailed rookie season...Rushed 17 times for 136 yards with two touchdowns and long rush of 64 yards...Averaged 8.0 yards per carry...Had longest run by true freshman running back (64 yards) since Duke Johnson had 65-yard rush in 2012...Saw action in season opener against LSU (Sept. 2), mainly on special teams...Totaled career-high 82 rushing yards on four attempts in win over Savannah State (Sept. 8), including first two touchdowns of career...Had 8-yard touchdown run and later scored touchdown on career-long 64-yard rush...Posted three carries at Toledo (Sept. 15)...Rushed career-high 10 times for 50 yards, including long run of 17, in win over FIU (Sept. 22)...Saw action against Florida State (Oct. 6)...Had two kick returns totaling 46 yards at Virginia (Oct. 13).

High School: Consensus five-star prospect by ESPN, 247Sports.com and Rivals.com...Rated as No. 2 running back in country by 247Sports.com...Listed as 25th-best prospect in nation and sixth-best recruit in state of Florida by 247Sports.com...Ranked as No. 4 running back, No. 18 recruit in Florida and 60th overall prospect nationally by ESPN...Rated second-best running back,

fourth-best recruit in Florida and 13th recruit nationally by Rivals.com...Selected to 2018 U.S. Army All-American Bowl in San Antonio...Participated in The Opening in summer of 2017...Rushed for more than 2,500 career yards in high school...Gained 1,701 yards on 207 carries and scored 26 touchdowns senior year en route to bGatorade Florida Player of the Year honors...Rushed for 1,418 yards on 130 carries and 22 touchdowns during junior season despite sharing rushing duties with two other running backs...Received offers from more than 30 schools across the country...An accomplished track and field athlete who claimed Florida State 4A Championship in the 110-meter hurdles...Chose Miami over offers from Alabama, Auburn, Clemson, Florida State, Florida and Georgia, among others.

LINGARD CAREER STATS

RUSHING

YEAR	GP-GS	ATT	YDS	AVG	TD	LG
2018	6-0	17	136	8.0	2	64T
Career	6-0	17	136	8.0	2	64T

KICK RETURNS

YEAR	GP-GS	NO	YDS	AVG	TD	LG
2018	6-0	2	46	23.0	0	26
Career	6-0	2	46	23.0	0	26



34
ELIAS LUGO-FAGUNDO
WR • 6-0 • 194 • R-SO.
CABO ROJO, P.R. (IMG ACADEMY)

2018 (Redshirt Freshman): Did not see any game action in regular season...Served as member of practice squad.

2017 (True Freshman): Did not see any game action, redshirted to retain eligibility...Served as member of practice squad.

High School: Member of 2016 IMG Academy team that went 11-0 and finished the season ranked third nationally in *USA Today* Sports Super 25 Computer Rankings.



85
WILL MALLORY
TE • 6-5 • 230 • SO.
JACKSONVILLE, FLA. (PROVIDENCE SCHOOL)

2018 (True Freshman): Saw action in 10 games and made one start during regular season...Caught five passes for 37 yards with one touchdown...Had long catch of 13 yards...Made career debut in season opener vs. LSU (Sept. 2)...Started and recorded touchdown on first reception of career, 2-yard catch vs. Savannah State (Sept. 8)...Saw action in wins vs. Toledo (Sept. 15) and FIU (Sept. 22)...Played against North Carolina (Sept. 27)...Saw action vs. Florida State (Oct. 6) and at Virginia (Oct. 13)...Played at Boston College (Oct. 26)...Had 7-yard reception at Georgia Tech (Nov. 10)...Had career-high three catches for career-best 28 yards at Virginia Tech (Nov. 17)...Had career-long 13-yard reception vs. Hokies.

High School: Consensus four-star prospect by ESPN, 247Sports.com and Rivals.com...Rated as third-best tight end prospect by ESPN.com...Ranked among top 300 recruits by ESPN.

com (No. 190)...Ranked as eighth-best tight end and 37th-best prospect in state of Florida by 247Sports.com...Listed as No. 8 tight end and No. 30 prospect in Florida by Rivals.com...Participated in The Opening in summer of 2017...Selected to 2017 *Florida Times-Union* Super 11 High School Football Team...Caught 46 passes for 900 yards and hauled in 12 touchdowns during junior season... Battled injuries for most of senior season, but was dominant when playing...Caught 11 passes for 193 yards and two touchdowns in first game back from injury in 2017...Finished senior year with 21 catches for 364 yards and three touchdowns...Father, Mike, played college football at Michigan...Chose Miami over offers from Georgia, Michigan, Clemson, Alabama, Auburn, Florida, Louisville, Notre Dame, Ohio State and USC, among others.

MALLORY CAREER STATS

RECEIVING

YEAR	GP-GS	NO	YDS	AVG	TD	LG
2018	10-1	5	37	7.4	1	13
Career	10-1	5	37	7.4	1	13




18

TATE MARTELL

QB • 5-11 • 210 • R-SO.
LAS VEGAS, NEV. (BISHOP GORMAN) (OHIO STATE)

Before Miami: Spent first two seasons of career at Ohio State, redshirting true freshman season in 2017...Saw action in six games as redshirt freshman in 2018...Totaled 269 passing yards with one touchdown on 23-of-28 passing in 2018...Rushed for 128 yards on 22 carries with two rushing touchdowns.

High School: U.S. Army All-American and five-star quarterback by Scout...Named national player of the year by three organizations as senior: Gatorade, MaxPreps, and *USA Today*...Undefeated as starting quarterback (43-0) for coach Kenny Sanchez at Bishop Gorman, Martell threw for 7,507 yards and 113 touchdowns (and only nine interceptions) in his career, and he rushed for 2,294 yards with 35 more scores for team that was undefeated national champion each year he was starting quarterback...Named first-team all-state all three years as starter...Threw for 2,362 yards with 41 touchdowns and only one interception as senior in 2016...Rushed for 1,257 yards and 21 TDs, and was named Southwest League Offensive MVP...Was named No. 2 dual threat quarterback prospect in class by Rivals, 247Sports and Scout...One of top-50 players nationally with Scout and Rivals, positioning him 27th and 39th overall, respectively.



90

TYREIC MARTIN

DL • 6-3 • 295 • R-JR.
LANETT, ALA. (VALLEY)

2018 (Redshirt Sophomore): Saw action vs. Savannah State (Sept. 8)...Served as member of practice squad.

2017 (Redshirt Freshman): Did not see any game action, served as member of practice squad.

2016 (True Freshman): Did not see any game action, redshirted to retain eligibility.

High School: Rated three-star recruit and 51st-best strong-side defensive end by 247Sports...Earned three-star ranking from ESPN and Rivals...Rated as 28th-best player in state of Alabama...Finished prep career with 79 total tackles and 12

sacks...Chose Miami over scholarship offers from Missouri, South Carolina, Louisville and Kentucky.



17

PEYTON MATOCHA

QB • 6-4 • 204 • FR.
HOUSTON, TEXAS (SAINT THOMAS)

High School: Rated three-star prospect by ESPN and 247Sports...Ranked No. 38 dual-threat quarterback in 247Sports' Composite Rankings...Named Houston Touchdown Club Private School Co-Offensive Player of the Year...Threw for school-record 3,692 passing yards and 35 touchdowns...Added 804 rushing yards and 14 rushing touchdowns...Totaled 416 yards and seven touchdowns in 52-49 win over St. Pius X in final regular season home game of career to help Eagles reclaim district championship, its fifth in seven years...Totaled 435 yards and four touchdowns in win over Plano John Paul II TAPPS Division I playoffs...Racked up more than 3,000 passing yards, 900 rushing yards, 27 passing touchdowns and 10 rushing touchdowns over first two seasons of varsity career...Chose Miami over offers from Army, UMass and Wyoming, among others.



53

ZACH MC CLOUD

LB • 6-2 • 235 • SR.
LANTANA, FLA. (SANTALUCES)

2018 (Junior): Saw action in all 13 games and made nine starts...Finished with 44 total tackles and 4.5 tackles for loss...Had 0.5 sacks...Had one tackle vs. LSU (Sept. 2)...Started and finished with six tackles against Savannah State (Sept. 8)...Started at Toledo (Sept. 15)...Totaled one tackle in start vs. FIU (Sept. 22)...Started and had career-high eight tackles vs. North Carolina (Sept. 27)...Added career-best 2.0 tackles for loss against Tar Heels...Had two tackles vs. Florida State (Oct. 6)...Started and posted four tackles at Virginia (Oct. 13)...Recorded eight tackles in start at Boston College (Oct. 26)...Performance against Eagles included 1.5 tackles for loss...Saw action vs. Duke (Nov. 3)...Had two tackles in start at Georgia Tech (Nov. 10)...Had four tackles and one half-sack in win at Virginia Tech (Nov. 17)...Started and posted two solo tackles in finale vs. Pittsburgh (Nov. 24)...Started and finished with six tackles (two solo) in New Era PinStripe Bowl vs. Wisconsin (Dec. 27).

2017 (Sophomore): Saw action in all 13 games and made 11 starts...Finished with 48 tackles, 4.5 tackles for loss and two sacks...Added three quarterback hurries...Forced one fumble...Was among team's top defensive contributors...Earned one ACC Co-Linebacker of the Week recognition...Started season opener against Bethune-Cookman (Sept. 2) and finished with two solo tackles...Started and posted two solo tackles in win over Toledo (Sept. 23)...Finished with three tackles (two solo) and started in win at Duke (Sept. 29)...Started and finished with three tackles (two solo) in win at Florida State (Oct. 7)...Had three tackles (two solo) and first sack of career (eight yards) in start against Georgia Tech (Oct. 14)...Started and had one tackle in win over Syracuse (Oct. 21)...Finished with five tackles and 1.0 TFL (three yards) in start at North Carolina (Oct. 28)...Had two tackles (one solo) in win over Virginia Tech (Nov. 4)...Started and had five tackles (two solo), 1.5 tackles for loss and one sack in win over Notre Dame (Nov. 11)...Earned ACC Co-Linebacker of the Week recognition for performance against Fighting Irish...Had five total tackles (four

solo) and one forced fumble in win over Virginia (Nov. 18)...Posted career-high total of 10 tackles (eight solo) at Pittsburgh (Nov. 24)... Finished with four tackles in ACC Championship Game against Clemson (Dec. 2)...Started Capital One Orange Bowl against Wisconsin (Dec. 30) and finished with three total tackles and one tackle for loss (four yards).


2016 (True Freshman): Delivered impressive freshman season, starting 11 of 13 games at linebacker and finishing with 37 tackles (18 solo)...Added 3.5 tackles for loss (four yards), two pass breakups and four quarterback hurries...Had one blocked kick... Started season opener and made career debut against Florida A&M (Sept. 3), recording one solo tackle...Totaled three tackles (all solo) and first career TFL (one yard) against FAU (Sept. 10)... Made second start of career and recorded three tackles in road win at Appalachian State (Sept. 17)...Started against Georgia Tech (Oct. 1)...Totaled three tackles in start against Florida State (Oct. 8)...Started and recorded two solo tackles against North Carolina (Oct. 15)...Registered five tackles in start at Virginia Tech (Oct. 20)...Recorded first quarterback hurry of career against Hokies... Had one solo tackle and credited with first blocked punt of career in start at Notre Dame (Oct. 29)...Started and totaled three tackles (one solo), 0.5 TFLs and one PBU in win over Pittsburgh (Nov. 5)...Credited with three quarterback hurries against Panthers... Started and had one tackle in win at Virginia (Nov. 12)...Totaled three tackles (one solo) in start at NC State (Nov. 19)...Started and recorded career-high six tackles (two solo) in regular season finale win over Duke (Nov. 26)...Matched career mark with six tackles (one solo), 1.0 TFL (two yards) and one PBU in Russell Athletic Bowl victory over West Virginia (Dec. 28).

High School: Four-star outside linebacker according to ESPN and 247Sports...Three-star prospect by Rivals and Scout... Enrolled in January 2016...Ranked No. 172 player on ESPN300 and No. 11 outside linebacker nationwide by ESPN...Ranked No. 19 outside linebacker in nation by 247Sports...Rated as second-best outside linebacker in state of Florida and No. 26 outside linebacker nationwide by Scout...Named to watch list for high school Butkus Award prior to final season at Santaluces...Earned first-team *Sun Sentinel* All-County recognition in final year... Ranked No. 9 prospect on *Sun Sentinel* Megaboard, rating top players in Broward and Palm Beach...Chose Miami over offers from Auburn, Alabama, Florida, Florida State, Georgia, Louisville, North Carolina and South Carolina, among others.

McCLOUD CAREER STATS

DEFENSIVE

YEAR	GP-GS	UT	AT	TT	TFL/Y	SACK	FF/FR	PBU	INT-Y
2018	13-9	19	25	44	4.5/10	0.5/3	0/0	0	0-0
2017	13-11	29	19	48	4.5/19	2.0/11	1/0	0	0-0
2016	13-11	18	19	37	3.5/4	0.0/0	0/0	2	0-0
Career	39-31	66	63	129	12.5/33	2.5/14	1/0	2	0-0



43
BRIAN MILLER
WR • 5-8 • 170 • R-FR.
CLERMONT, FLA. (IMG ACADEMY)

2018 (True Freshman): Did not see any game action during regular season...Served as member of practice squad.

High School: Helped IMG Academy to an undefeated 9-0 record in 2017...Member of IMG Academy teams that finished ranked in the top 10 nationally in three straight seasons from 2015-17...High school teammate of fellow Hurricanes Brian Hightower and Will Huggins.



91
JORDAN MILLER
DL • 6-4 • 325 • R-FR.
JACKSONVILLE, FLA.
(SANDALWOOD)

2018 (True Freshman): Made career debut in home opener vs. Savannah State (Sept. 8)...Served as member of practice squad... Redshirted season.

High School: Rated three-star prospect by 247Sports.com and Rivals.com...Ranked 86th defensive tackle in country by 247Sports... Played senior season at Sandalwood after attending Palatka High School for first three years of high school...From same high school as Miami linebacker Bradley Jennings, Jr. ...Chose Miami over offers from Tennessee, South Carolina, Virginia, Georgia Tech and Florida Atlantic, among others.




61
JACOB MUÑOZ
LS • 5-11 • 200 • R-JR.
ATLANTA, GA. (MOUNT VERNON)

2018 (Redshirt Sophomore): Did not see any game action during regular season...Served as member of practice squad.

2017 (Redshirt Freshman): Has not seen any game action, member of practice squad.

2016 (True Freshman): Did not see any game action, member of practice squad.

High School: Had second-best average 15-yard snap time (.62) at Rubio Long Snapping's Vegas XXV camp in January 2015...Ranked No. 19 long snapper in Rubio Long Snapping rankings for 2016.



29
JIMMY MURPHY
DB • 5-7 • 195 • R-SR.
AVON, CONN. (WAGNER)
(AVON)

2018 (Redshirt Junior): Saw action in seven games and served as one of Miami's top tacklers on special teams...Had four tackles (three solo)...Named one of five team captains at end-of-season awards banquet...Made career debut in home opener vs. Savannah State (Sept. 8)...Had one tackle at Boston College (Oct. 26)...Posted one solo tackle vs. Duke (Nov. 3)...Had one tackle vs. Georgia Tech (Nov. 10)...Added one tackle in win at Virginia Tech (Nov. 17)...Saw action in New Era Pinstripe Bowl vs. Wisconsin (Dec. 27).

2017 (Redshirt Sophomore): Did not see any game action, served as member of practice squad.

J. MURPHY CAREER STATS

DEFENSIVE

YEAR	GP-GS	UT	AT	TT	TFL/Y	SACK	FF/FR	PBU	INT-Y
2018	7-0	3	1	4	0.0/0	0.0/0	0/0	0	0-0
Career	7-0	3	1	4	0.0/0	0.0/0	0/0	0	0-0



59
ALAN NADELSTICHER

LS • 6-0 • 182 • FR.
MEXICO CITY, MEXICO
(IMG ACADEMY)



49
MASON NAPPER

LS • 6-1 • 204 • FR.
MARIETTA, GA. (LASSITER)



84
JOSH NEELY


DL • 6-3 • 255 • FR.
MIAMI, FLA. (MIAMI SENIOR)



60
ZION NELSON

OL • 6-5 • 285 • FR.
SUMTER, S.C. (SUMTER)

High School: Rated three-star prospect by ESPN and 247Sports...Listed as No. 29 player in South Carolina and No. 100 offensive tackle nationally by ESPN...Rated No. 39 player in South Carolina by 247Sports...Led Sumter to 10-1 record and appearance in Class AAAAA regional semifinals as senior in 2018...Chose Miami over offers from Appalachian State, Coastal Carolina, Campbell, Georgia Southern and Western Kentucky, among others.



83
EVIDENCE NJOKU

WR • 6-6 • 226 • R-SO.
CEDAR GROVE, N.J. (WAYNE HILLS)

2018 (Redshirt Freshman): Saw action in eight games...Had one catch totaling 11 yards...Made career debut in season opener vs. LSU (Sept. 2)...Saw action vs. Savannah State (Sept. 8)...Saw action in wins vs. Toledo (Sept. 15) and FIU (Sept. 22)...Had one 11-yard reception in finale vs. Pittsburgh (Nov. 24)...Saw action in New Era Pinstripe Bowl vs. Wisconsin (Dec. 27).

2017 (True Freshman): Did not see any game action...Member of practice squad before suffering season-ending lower extremity injury midseason.

High School: Consensus three-star prospect by 247Sports, ESPN, Rivals and Scout...One of top recruits in state of New Jersey, ranking No. 10 according to ESPN...Spent three season at Cedar Grove High School before transferring to Wayne Hills...Also excelled on kickoff returns Cedar Grove, totaling 350 yards and four touchdowns during junior season... Finished senior season with more than 400 yards receiving and eight

touchdowns...Younger brother of former Hurricane tight end David Njoku...Chose Miami over offers from Georgia, Illinois, Missouri, Oregon and Penn State among others.

NJOKU CAREER STATS

RECEIVING

YEAR	GP-GS	ATT	YDS	AVG	TD	LG
2018	8-0	1	11	11.0	0	11
Career	8-0	1	11	11.0	0	11



99
CHIGOZIE NNORUKA

DL • 6-2 • 300 • R-SR.
SACRAMENTO, CALIF. (UCLA)
(AMERICAN RIVER COLLEGE)
(KENNEDY)

Before Miami: Spent past three seasons at UCLA after beginning collegiate career at American River College...Saw action in 11 games in final season with Bruins...Enjoyed career year during junior season (2017), seeing action in all 13 games and making 10 starts... Credited with 49 tackles, 8.5 tackles for loss and 2.0 sacks in 2017...Ranked eighth on the team in tackles with 49...Tied for second on the team with 8.5 tackles for loss... Made at least three tackles in 10 games... Credited with 35 tackles, three sacks and eight tackles for loss in 2015 while playing at American River College... Named first-team All-Nor-Cal League selection.

High School: As prep senior in 2014, he made 54 tackles, 10 sacks for John F. Kennedy HS in Sacramento... Born in Lagos, Nigeria.



43
NAT OPOKU

DB • 6-3 • 220 • R-SR.
FORDS, N.J. (MARSHALL)
(WOODBRIIDGE)



2
K.J. OSBORN

WR • 6-0 • 205 • R-SR.
YPSILANTI, MICH. (BUFFALO)
(IMG ACADEMY)

Before Miami: Spent four seasons at Buffalo, serving as one of Bulls' top playmakers in final two seasons...Had 53 catches for 892 yards with seven touchdowns in 2018...Finished career with 96 catches, 1,490 yards and 12 touchdowns...Earned second-team All-MAC honors in final year...Saw action in 14 games and enjoyed career year in 2018...Named to All-MAC Second Team...Caught career-best 53 passes for career-high 892 yards with career-high seven touchdowns...Averaged 10.3 yards on 25 punt returns...Added to midseason watch list for Biletnikoff Award, honoring nation's top receiver...Had best game of career vs. Eastern Michigan, catching seven passes for 188 yards with three touchdowns...Played in all 12 games and started seven in 2017... ranked second on the team in receiving with 35 catches for 493 yards and four touchdowns on the season... an Academic All-MAC selection... registered a catch in every game... had seven catches for 138 yards and three touchdowns (all season highs) against Western Michigan (Oct. 7)... had six

receptions for 36 yards at Akron (Oct. 28)... had three catches for 65 yards and a touchdown against Bowling Green (Nov. 7)... had five receptions for 76 yards at Ball State (Nov. 16)...In 2016, layed in all 12 games and started two at receiver... had eight catches for 105 yards and a touchdown on the year... registered a catch in five different games... had three catches, including a 39-yard touchdown reception against Ball State (10/15)... had two catches for 12 yards at Ohio (11/3)...Redshirted in his first season at Buffalo.

High School: After playing three seasons at Lincoln High School in Ypsilanti, MI, he played his senior season for head coach Chris Weinke at IMG Academy... described as a good route runner with speed, he had 21 receptions for 379 yards and a team-best seven touchdowns as a senior... helped lead the Ascenders to a 10-1 record and a number one ranking in the state of Florida... also runs track and set the school record in the 100 and 200 meters while a junior at Lincoln High School.




41
MICHAEL PARROTT
FB • 5-11 • 240 • R-SO.
CANTON, N.C. (ALABAMA)
(PISGAH)

2018 (Sophomore): Saw action in four games, largely on special teams...Served as member of practice squad.

2017 (True Freshman): Saw action in five games at fullback... Also served as member of practice squad.

Prior to Miami: Transferred to Miami after spending 2017 spring semester at Alabama.

High School: Three-time All-Western North Carolina Athletic Conference selection...Rushed for career-high 1,244 yards and eight touchdowns in 2016...Had 390 rushing yards and six touchdowns during junior year.



71
SCOTT PATCHAN
DL • 6-6 • 255 • R-SR.
BRADENTON, FLA. (IMG
ACADEMY)

2018 (Redshirt Junior): Saw action in 12 of 13 games and finished with career-high 29 tackles (14 solo)...Had 2.5 tackles for loss, one sack, one PBU and one forced fumble...Switched back to defensive end prior to season after spending end of 2017 at tight end...Saw action in season opener against LSU (Sept. 2)...Scored first touchdown on career on blocked punt return vs. Savannah State (Sept. 8)...Had three tackles at Toledo (Sept. 15), including 1.5 TFLs (three yards)...Finished with three solo tackles in win over FIU (Sept. 22)...Recorded one solo tackle in win over North Carolina (Sept. 27)...Totaled three tackles in win over Florida State (Oct. 6)...Had one tackle at Virginia (Oct. 13)... Totaled career-best six tackles (three solo) at Boston College (Oct. 26)...Finished with one solo tackle vs. Duke (Nov. 3)...Posted three solo tackles, one forced fumble and one tackle for loss at Georgia Tech (Nov. 10)...Saw action in regular season finale vs. Pittsburgh (Nov. 24)...Tied career high with six tackles in New Era Pinstripe Bowl vs. Wisconsin (Dec. 27).

2017 (Redshirt Sophomore): Saw action in five games... Made switch from defensive end to tight end...Saw first extended action at tight end in game against Syracuse (Oct. 21)...Saw action in ACC Championship Game against Clemson (Dec. 2).

2016 (Redshirt Freshman): Saw action in one game as he battled injuries throughout the season...Made career debut against Florida State (Oct. 8).

2015 (True Freshman): Did not see any game action, redshirted to retain eligibility.

High School: Earned four-star rating from ESPN and Rivals.com...Rated as 19th-best defensive end in country by Rivals... As junior in 2013, totaled 8.5 sacks, 56 tackles, and 24 tackles for loss...Saw limited action during 2014 campaign after sustaining season-ending injury in first game of senior season...Comes from loaded football family - father, Matt, played for Miami, winning national titles with the Canes in 1983 and 1987...Older brother, Matt, played for Florida and Boston College...Choose Miami over offers from Florida State, Nebraska, Notre Dame, Ohio State, Penn State and UCLA.

PATCHAN CAREER STATS


DEFENSIVE

YEAR	GP-GS	UT	AT	TT	TFLY	SACK	FF/FR	PBU	INT-Y
2018	12-0	15	14	29	2.5/11	1.0/2	1/0	1	0-0
2017	4-0	1	0	1	0.0/0	0.0/0	0/0	0	0-0
2016	1-0	0	0	0	0.0/0	0.0/0	0/0	0	0-0
Career	17-0	16	14	30	2.5/11	1.0/2	1/0	1	0-0



12
JEREMIAH PAYTON
WR • 6-1 • 195 • FR.
NEPTUNE BEACH, FLA.
(FLETCHER)

High School: Consensus four-star prospect by ESPN.com, Rivals.com and 247Sports.com...Ranked as sixth-best wide receiver nationally and sixth-best player in Florida by ESPN.com...Ranked No. 56 on ESPN300...Rated No. 12 wide receiver nationally and No. 10 in Florida by 247Sports.com...Listed as No. 24 wide receiver and No. 17 player in Florida by Rivals.com...Ranked No. 139 player in Rivals250...Selected to participate in the 2019 Under Armour All-America Game...Participated in The Opening in the summer of 2018...Chose Miami over offers from Alabama, Auburn, Florida, Georgia, Mississippi State, Oregon, South Carolina, Tennessee, UCF, Cincinnati, Georgia Tech, Maryland, Minnesota and North Carolina among others.



5
N'KOSI PERRY
QB • 6-4 • 195 • R-SO.
OCALA, FLA. (VANGUARD)

2018 (Redshirt Freshman): Played in 11 games and made six starts in regular season...Finished with 4-2 record as starting quarterback, including 3-0 mark in home games...Threw 13 touchdowns compared to six interceptions, passing for team-high 1,091 yards with a 50.8% completion percentage (97-of-191)... Had long pass of 42 yards...Rushed for 169 yards with one touchdown and long rush of 41 yards...Saw first action of career vs. Savannah State (Sept 8), entering as backup...Finished 9-for-14 for 93 yards, three touchdowns and one interception vs. Tigers with long pass of 38 yards...Saw first major action of career in win over FIU (Sept. 22), entering in third series of game and playing remainder of contest, save for Miami's penultimate offensive series...Finished career-best 17-for-25 for career-high 224 yards, including three touchdowns, against Panthers... Had one interception, long pass of 42 yards and rushed for 32 yards vs. FIU...Made first start of career against North Carolina

(Sept. 27), finishing 8-for-12 for 125 yards, one touchdown and one interception...Tied career long with 42-yard pass against Tar Heels...Posted 26 rushing yards in first start...Started and finished with 204 passing yards and career-high four touchdown passes in come-from-behind win vs. Florida State (Oct. 6)...Had long pass of 41 yards vs. Seminoles on go-ahead touchdown connection with tight end Brevin Jordan...Started at Virginia (Oct. 13) and finished with 20 passing yards and two interceptions...Saw action vs. Duke (Nov. 3)...Made fourth start of season at Georgia Tech (Nov. 10), throwing for 165 yards on 14-of-23 passing...Accounted for three total touchdowns in first road win as starter at Virginia Tech (Nov. 17), throwing for two scores as part of 21-for-34, 171-yard passing performance...Added first rushing touchdown of career vs. Hokies on 1-yard plunge...Started and helped lead Miami to win in regular season finale vs. Pittsburgh (Nov. 24)...Had career-long 41-yard rush vs. Panthers...Completed one pass (1-for-5) and rushed for 11 yards in New Era Pinstripe Bowl vs. Wisconsin (Dec. 27).

2017 (True Freshman): Did not see any game action, redshirted to retain eligibility...Served as member of practice squad.

High School: Widely regarded as one of the most dangerous dual-threat quarterbacks in the nation...Consensus four-star quarterback by 247Sports, ESPN, Rivals and Scout...Rated as the sixth-best quarterback according to 247Sports...Comes to Miami ranked No. 29 in the state of Florida by 247Sports...Ranked No. 84 in the final ESPN300 rankings...Earned a Top 300 PrepStar All-America ranking...Received FHSAA 6A Player of the Year honors...Totaled 24 touchdowns and completed 64 percent of his passes during his senior season...Threw for over 2,000 yards during his junior campaign...Chose Miami over offers from Auburn, Georgia, Tennessee, Florida State and West Virginia

PERRY CAREER STATS

PASSING

YEAR	GP-GS	COMP	ATT	YDS	PCT	TD	INT	LG
2018	11-6	97	191	1,091	50.8	13	6	42T
Career	11-6	97	191	1,091	50.8	13	6	42T

RUSHING

YEAR	GP-GS	ATT	GAIN	LOSS	NET	AVG	TD	LG
2018	11-6	61	278	109	169	2.8	1	41
Career	11-6	61	278	109	169	2.8	1	41



95
JAELAN PHILLIPS
LB • 6-5 • 245 • R-SO.
REDLANDS, CALIF. (UCLA)
(REDLANDS EAST VALLEY)

Before Miami: Spent first two seasons of career at UCLA...Totaled 41 tackles, 8.0 tackles for loss and 4.5 sacks in two season with Bruins.

High School: Listed as a five-star recruit by ESPN and the No. 3 national recruit on the ESPN 300 List ... Five-star prospect according to Scout.com and the No. 5 overall recruit in the country ... First-team Scout.com 2017 Class All-American ... Scout's top-rated DE prospect in the nation ... No. 3 on the Scout.com West 150 List ... No. 2 on the Scout.com California 100 List ... Rivals.com five-star recruit and No. 6 on the Rivals 100 List ... No. 2 on the Rivals California 100 List ... No. 2-rated weak-side DE in the country ... No. 5 on the si.com National List ... PrepStar Dream Team selection and No. 13 national recruit ... CalHSports.com first-team All-State selection ... Invited to the U.S. Army All-

America Bowl Game ... As a senior, he was credited with 142 tackles and 21 sacks ... Named All-CIF Div. II Co-Defensive Player of the Year ... Totaled 76 tackles, 10.5 sacks and two interceptions as a junior.



56
MICHAEL PINCKNEY
LB • 6-1 • 230 • SR.
JACKSONVILLE, FLA. (RAINES)

2018 ALL-ACC, HONORABLE MENTION 2017 ALL-ACC, HONORABLE MENTION 2016 FRESHMAN ALL-AMERICA (ESPN)

2018 (Junior): Delivered another standout season, starting all 12 games in which he participated...Earned All-ACC Honorable Mention recognition...Ranked third on team with 74 total tackles (35 solo)...Added 11.0 tackles for loss...Had 3.5 sacks and one interception...Had two PBU's and credited with five quarterback hurries...Started and finished with four total tackles and 0.5 TFLs in season opener vs. LSU (Sept. 2)...Had four tackles in start vs. Savannah State (Sept. 8)...Posted one tackle for loss vs. Tigers...Recorded five total tackles in start at Toledo (Sept. 15), including two tackles for loss...Had one sack for 11 yards vs. Rockets...Started and finished with three tackles against FIU (Sept. 22)...Credited with four tackles in start vs. North Carolina (Sept. 27)...Had five tackles and key interception in start vs. Florida State (Oct. 6)...Had one tackle for loss vs. Seminoles...Had career-high 12 tackles in start at Virginia (Oct. 13), including career high-tying 2.5 tackles for loss...Totaled 12 yards on 1.5 sacks against Cavaliers...Posted another double-digit tackle performance in start at Boston College (Oct. 26), finishing with 10 tackles - including 0.5 TFLs...Had five solo tackles in start vs. Duke (Nov. 3)...Started and finished with nine tackles at Georgia Tech (Nov. 10), including one tackle for loss...Missed game at Virginia Tech (Nov. 17)...Had eight total tackles in start vs. Pittsburgh (Nov. 24) in home finale...Added one tackle for loss vs. Panthers...Started New Era Pinstripe Bowl vs. Wisconsin (Dec. 27) and finished with five tackles, 1.5 tackles for loss and one sack.

2017 (Sophomore): Saw action in all 13 games with 11 starts...Finished third with 68 tackles...Added 11.0 tackles for loss and 3.5 sacks...Had one interception and two pass breakups...Recorded one fumble recovery...Was among Miami's top defensive contributors...All-ACC Honorable Mention recognition...Earned one ACC Linebacker of the Week honor...Posted three tackles (two solo) and 1.0 TFL (three yards) in season opener against Bethune-Cookman (Sept. 2)...Missed first half of game against Wildcats due to targeting penalty incurred in second half of 2016 Russell Athletic Bowl...Started and posted four tackles (two solo) in win over Toledo (Sept. 23)...Delivered dominant performance in start at Duke (Sept. 29), finishing with career-best 10 tackles (five solo), 1.0 sack (11 yards), 1.5 TFLs and first interception of season...Started and had five tackles (two solo) with 0.5 TFLs and one PBU in win at Florida State (Oct. 7)...Finished with two tackles in start against Georgia Tech (Oct. 14)...Delivered dominant performance in win over Syracuse (Oct. 21), finishing with a team-best nine tackles (six solo) and career-high marks in tackles for loss (3.5) and sacks (2.5)...Earned Walter Camp Defensive Player of the Week honors for his performance against Orange...Named ACC Linebacker of the Week after game against Syracuse...Had five tackles (two solo) in win at North Carolina (Oct. 28)...Finished with five tackles in win over Virginia Tech (Nov. 4)...Totaled three tackles (two solo) in win over Notre Dame (Nov. 11)...Finished with six tackles and 1.0 TFL (one yard) in win over Virginia (Nov. 18)...Had three tackles, 2.0 TFLs (five

yards) and one fumble recovery at Pittsburgh (Nov. 24)...Had eight total tackles and 0.5 TFLs in start in ACC Championship Game against Clemson (Dec. 2)...Started Capital One Orange Bowl against Wisconsin (Dec. 30) and finished with five tackles (two solo) and one tackle for loss (two yards).


2016 (True Freshman): Delivered dominant freshman season, starting all 13 games and finishing with 61 tackles (33 solo)...Earned Freshman All-America recognition from ESPN, Athlon and Campus Insiders...Totaled 7.5 tackles for loss (29 yards) and 2.5 sacks (19 yards)...Added two pass breakups, two quarterback hurries and one interception...Started and made career debut in season opener against Florida A&M (Sept. 3) and totaled three tackles (two solo)...Led team and tied for game high with nine tackles (six solo) in start vs. FAU (Sept. 10)...Added first 1.5 sacks of career vs. Owls...Started and totaled four tackles in road win at Appalachian State (Sept. 17)...Dominant start against Georgia Tech (Oct. 1) included four tackles (three solo), one sack (eight yards) and first career interception...Added one PBU against Yellow Jackets...Credited with five tackles (four solo), 1.0 TFLs and one PBU against Florida State (Oct. 8)...Totaled six tackles (two solo) and added 1.0 TFLs (two yards) in start against North Carolina (Oct. 15)...Recorded four tackles (three solo) in start at Virginia Tech...Had three solo tackles and 1.0 TFL (one yard) in start at Notre Dame (Oct. 29)...Started and had two tackles and 0.5 TFL in win over Pittsburgh (Nov. 5)...Added four tackles in start at Virginia (Nov. 12)...Started and totaled six tackles (four solo) in win at NC State (Nov. 19)...Totaled seven tackles (one solo) in regular season finale win over Duke (Nov. 26)...Started and finished with four tackles (three solo) and 1.0 TFL (three yards) in Russell Athletic Bowl victory over West Virginia (Dec. 28).

High School: Consensus three-star prospect by ESPN, Rivals, 247Sports and Scout...Enrolled in January 2016...19th-best inside linebacker in nation according to 247Sports...Rated No. 20 inside linebacker nationwide by both ESPN and Rivals...Ranked fifth-best inside linebacker in state of Florida by Scout...Named to Florida Times-Union's Super 24, recognizing top players in region...Two-time All-First Coast selection by Times-Union...Had 85 tackles, 10 tackles for loss, eight sacks and one interception in final season at Raines...Chose Miami over offers from Arkansas, Florida, Louisville, LSU, Nebraska and South Carolina, among others.

PINCKNEY CAREER STATS

DEFENSE

YEAR	GP-GS	UT	AT	TT	TFL/Y	SACK	FF/FR	PBU	INT-Y
2018	12-12	35	39	74	11.0/43	3.5/27	0/0	2	1-3
2017	13-11	31	37	68	11.0/52	3.5/32	0/1	2	1-0
2016	13-13	33	28	61	7.5/29	2.5/19	0/0	2	1-2
Career	38-36	99	104	203	29.5/124	9.5/78	0/1	6	3-5



88

BRIAN POLENDEY

TE • 6-6 • 245 • R-SO.

DENTON, TEXAS (GUYER)

2018 (Sophomore): Saw action in two games before suffering season-ending injury...Had one 14-yard catch before injury.

2017 (True Freshman): Saw action in six games, largely on special teams...Served as member of practice squad.

High School: Consensus three-star tight end prospect by 247Sports, ESPN, Rivals and Scout...Ranked No. 11 tight end nationwide by ESPN...Ranked No. 20 tight end in 247Sports' Composite Rankings...Rated No. 27 tight end by Rivals...

Born in Eugene, Ore., and grew up in state of Washington... Finished junior year with nine receptions for 117 yards and two touchdowns...Chose Miami over offers from Arkansas, Colorado, Houston and Michigan, among others.

POLENDEY CAREER STATS

RECEIVING

YEAR	GP-GS	NO	YDS	AVG	TD	LG
2018	2-0	1	14	14.0	0	14
2017	6-0	0	0	0.0	0	--
Career	8-0	1	14	14.0	0	14



6

MARK POPE

WR • 6-1 • 180 • SO.

MIAMI, FLA. (SOUTHRIDGE)


2018 (True Freshman): Saw action in nine games in regular season...Finished with one catch...Made career debut in win over Savannah State (Sept. 8)...Saw action in win at Toledo (Sept. 15)...Recorded first rush of career (four yards) in win over FIU (Sept. 22)...Saw action at Virginia (Oct. 13)...Had first reception of career on 11-yard catch at Virginia Tech (Nov. 17)...Saw action in win over Pittsburgh (Nov. 24) in regular season finale...Played in New Era Pinstripe Bowl vs. Wisconsin (Dec. 27).

High School: Consensus four-star prospect by ESPN, 247Sports.com and Rivals.com...Ranked among top 300 recruits by ESPN.com (No. 227)...Selected to 2018 U.S. Army All-American Bowl in San Antonio...Rated No. 5 wide receiver, No. 9 prospect in Florida and No. 28 recruit nationally by Rivals.com...Listed as 11th-best wide receiver prospect in nation and 13th-best player in state of Florida by 247Sports.com...Ranked No. 35 at his position and 227 overall by ESPN.com...Participated in The Opening in summer of 2017...Named to 2017 *Miami Herald* All-Dade First Team...Totaled over 1,000 yards receiving and 12 touchdowns throughout prep career...Hauled in 37 receptions for 619 yards and seven touchdowns during junior season...Registered 117 yards receiving and caught pair of touchdowns in 2017 FHSAA Regional Playoffs against Miami High School...Named to 2016 *Miami Herald* First Team All-Dade Football Team...Was high school teammates with fellow 2018 recruits Daquiris Wiggins and Delone Scaife...Chose Miami over offers from Alabama, Auburn, Florida, Georgia, LSU and Nebraska, among others.

POPE CAREER STATS

RECEIVING

YEAR	GP-GS	NO	YDS	AVG	TD	LG
2018	9-0	1	11	11.0	0	11
Career	9-0	1	11	11.0	0	11



45

CAMDEN PRICE


K • 6-1 • 175 • R-FR.

SEVERN, MD. (ARCHBISHOP SPALDING)

2018 (True Freshman): Did not see any game action, served as member of practice squad.



11
CARSON PROCTOR
QB • 6-4 • 215 • R-JR.
 VERO BEACH, FLA.
 (COFFEYVILLE CC)
 (ARKANSAS) (VERO BEACH)



48
ROBERT PROSEK
TE • 6-4 • 226 • FR.
 KEY LARGO, FLA. (CORAL SHORES)



55
SHAQ QUARTERMAN
LB • 6-1 • 235 • SR.
 ORANGE PARK, FLA.
 (OAKLEAF)

- 2018 ALL-ACC, FIRST TEAM**
- 2017 ALL-ACC, SECOND TEAM**
- 2016 FRESHMAN ALL-AMERICA** (several)
- 2016 ALL-ACC, THIRD TEAM** (Coaches)
- 2016 ALL-ACC, HONORABLE MENTION** (AC SMA)

2018 (Junior): Delivered another dominant season in middle of defense, starting all 13 games and earning All-ACC First-Team honors...Has started every game at Miami since arriving on campus in January 2016...Start streak of 39 games is longest on team...Ranked second on Miami with 82 total tackles (45 solo)...Had career-best 14.0 tackles for loss...Finished with 6.0 sacks...Had one interception and added two PBUs...Forced one fumble and recovered another...Credited with six quarterback hurries...Started and had seven tackles in season opener vs. LSU (Sept. 2)...Credited with five total tackles, including 2.0 tackles for loss, in start vs. Savannah State (Sept. 8)...Had one 7-yard sack vs. Tigers...Had five tackles in start at Toledo (Sept. 15)...Started and finished with five tackles, including 1.0 tackle for loss, in win over FIU (Sept. 22)...Had most dominant performance of career in start vs. North Carolina (Sept. 27), finishing with five tackles, a career-best 3.0 tackles for loss (18 yards) and a career-best two sacks (16 yards)...Added one forced fumble and one PBU in win over Tar Heels...Earned ACC Co-Linebacker of the Week honors for performance against UNC...Totaled three solo tackles in start vs. Florida State (Oct. 6)...Delivered another standout performance in start at Virginia (Oct. 13), totaling eight tackles, 2.5 tackles for loss (12 yards) and two sacks (10 yards)...Had nine tackles (two solo) in start at Boston College (Oct. 26)...Posted first double-digit tackle performance of season vs. Duke (Nov. 3), finishing with 11 total tackles (six solo)...Finished with eight tackles (seven solo) and added 1.0 tackle for loss in start at Georgia Tech (Nov. 10)...Wore turnover chain for first time with fumble recovery vs. Yellow Jackets...Had four total tackles, including 1.5 tackles for loss, in start at Virginia Tech (Nov. 17)...Wore turnover chain for second time with first interception of career against Hokies, returning it 20 yards...Had six tackles (four solo) and one half-sack (five yards) in start vs. Pittsburgh (Nov. 24)...Started New Era Pinstripe Bowl vs. Wisconsin (Dec. 27) and finished with six tackles, including one tackle for loss.

2017 (Sophomore): Started all 13 games at middle linebacker

and served as one of Miami's top defensive contributors...Ranked second with 83 total tackles...Added 7.0 tackles for loss and 2.5 sacks...Had five pass breakups and added four quarterback hurries...Had one fumble recovery...Earned second-team All-ACC recognition...Has started all 26 games at middle linebacker since arriving at Miami in January 2016 as midyear enrollee...Started season opener against Bethune-Cookman (Sept. 2) and finished with eight tackles (six solo)...Added 1.0 TFL (one yard) in win over Wildcats...Started and posted four tackles (three solo) in win over Toledo (Sept. 23)...Started and finished with nine tackles (four solo) in start at Duke (Sept. 29)...Finished with six tackles (five solo) and added 1.0 TFL (one yard) in start at Florida State (Oct. 7)...Tied for team lead with eight tackles (four solo) in start against Georgia Tech (Oct. 14)...Started and had four tackles (two solo) and one solo sack in win over Syracuse (Oct. 21)...Had three tackles (two solo) and one solo sack (10 yards) in win at North Carolina (Oct. 28)...Finished with five tackles (three solo) in win over Virginia Tech (Nov. 4)...Had five tackles and two PBUs in win over Notre Dame (Nov. 11)...Started and finished with six total tackles in win over Virginia (Nov. 18)...Had eight tackles (three solo) and one half-sack at Pittsburgh (Nov. 24)...Led team with 10 total tackles and added 1.5 tackles for loss (three yards) in ACC Championship Game against Clemson (Dec. 2)...Started Capital One Orange Bowl against Wisconsin (Dec. 30) and had seven tackles (three solo) and one tackle for loss (two yards).

2016 (True Freshman): Delivered dominant freshman season, starting all 13 games and finishing second on team with 84 tackles (43 solo)...Earned Freshman All-America recognition from ESPN, Pro Football Focus and 247Sports...Third-team All-ACC selection by ACC coaches and Honorable Mention All-ACC recognition from Atlantic Coast Sports Media Association (AC SMA)...Ranked third on team with 10.0 tackles for loss (39 yards) and finished with 3.5 sacks...Had team-best eight quarterback hurries...Added one pass breakup and scored one defensive touchdown on fumble recovery...Started in career debut against Florida A&M (Sept. 3) and ranked second on team with seven tackles (five solo)...Added 2.5 TFLs totaling two yards against Rattlers...Started and had three tackles (two solo) and 0.5 TFLs (two yards) against FAU (Sept. 10)...Recorded two tackles, including 0.5 TFLs (1 yard), in start at Appalachian State (Sept. 17)...Dominant start against Georgia Tech (Oct. 1) included first career touchdown on 17-yard fumble return...Second on team with eight tackles (five solo) against Yellow Jackets and added 1.0 TFL (three yards)...Totaled four tackles (three solo) in start against Florida State (Oct. 8)...Started and totaled career-high 11 tackles (six solo) and added 1.0 TFLs (three yards) against North Carolina (Oct. 15)...Ranked second on team with eight tackles (two solo) in start against Virginia Tech (Oct. 20)...Had 11-yard tackle for loss against Hokies...Led Miami with eight tackles (five solo) and added one sack (five yards) and one quarterback hurry in start at Notre Dame (Oct. 29)...Had five tackles and credited with two quarterback hurries in start vs. Pittsburgh (Nov. 5)...Started and recorded five tackles, 1.5 TFLs (three yards) and one sack (three yards) in win at Virginia (Nov. 12)...Started and ranked second with eight tackles (seven solo) in win at NC State (Nov. 19)...Tied for second on team with 10 tackles (four solo) and credited with one PBU and two quarterback hurries in regular season finale win over Duke (Nov. 26)...Started and totaled five tackles (three solo) and 1.0 sack (nine yards) in Russell Athletic Bowl victory over West Virginia (Dec. 28).

High School: Consensus four-star prospect by ESPN, Rivals, 247Sports and Scout...U.S. Army All-America Bowl selection...Enrolled in January 2016...Was rated top-10 inside linebacker nationwide by every major scouting service: No. 3 inside linebacker by ESPN, No. 4 by Rivals, No. 7 by 247Sports and No. 8 by Scout...No. 74 overall prospect regardless of position by Rivals...Ranked No. 98 on ESPN300...Rated No. 108 overall

prospect regardless of position by 247Sports...Had 101 tackles senior year at Oakleaf and 137 tackles junior season...Earned *Florida Times-Union* Defensive Player of the Year honors in final year...Recorded eye-popping totals of 412 tackles, 23.5 TFLs, six sacks, two interceptions, four forced fumbles, four fumble recoveries and eight PBUs over four-year varsity career...Chose Miami over offers from Alabama, Auburn, Florida, Georgia, Michigan, Michigan State and Ohio State, among others.

QUARTERMAN CAREER STATS

DEFENSIVE

YEAR	GP-GS	UT	AT	TT	TFL/Y	SACK	FF/FR	PBU	INT-Y
2018	13-13	45	37	82	14.0/54	6.0/41	1/1	2	1-20
2017	13-13	43	40	83	7.0/19	2.5/12	1/0	4	0-0
2016	13-13	43	41	84	10.0/39	3.5/18	0/1	1	0-0
Career	39-39	131	118	249	31.0/112	12.0/71	2/2	7	1-20

34

RYAN RAGONE

DB • 5-11 • 208 • R-FR.

HOUSTON, TEXAS (ARKANSAS STATE) (PASADENA MEMORIAL)




52

CLEVELAND REED, JR.

OL • 6-3 • 313 • R-FR.

FORT MEADE, FLA. (FORT MEADE)



2018 (True Freshman): Saw action in two games in first season...Made career debut in home opener vs. Savannah State (Sept. 8)...Saw action in win over FIU (Sept. 22)...Served as member of practice squad.


High School: Consensus four-star prospect by ESPN.com, 247Sports.com and Rivals.com...Listed as seventh-best offensive guard in nation, 30th-best overall prospect in Florida and 143rd overall recruit nationally by ESPN.com...Listed as 12th-best prospect at position and 48th-best recruit regardless of position in Florida by 247Sports...Selected to 2018 Under Armour All-America Game in Orlando, Fla....Chose Miami over offers from Ohio State, Florida State, Clemson, Florida, LSU, Louisville, Ohio State, Oregon and USC, among others.

16

RYAN RIZK

QB • 6-1 • 166 • R-FR.

BOYNTON BEACH, FLA. (AMERICAN HERITAGE DELRAY)



2018 (True Freshman): Did not see any game action, served as member of practice squad.



15

GREGORY ROUSSEAU

DL • 6-6 • 260 • R-FR.

COCONUT CREEK, FLA. (CHAMPAGNAT CATHOLIC)

2018 (True Freshman): Saw action in just two games before suffering season-ending ankle injury...Totaled five tackles...Saw action and made career debut in season opener against LSU (Sept. 2)...Totaled career-best five tackles (one solo) in win over Savannah State (Sept. 8)

High School: Rated four-star prospect by Rivals.com...Listed as three-star recruit by 247Sports.com and ESPN.com...Rated as 15th-best athlete in country by Rivals.com...Named to 2017 Miami Herald All-Dade First Team...Saw significant action on both sides of ball...Helped guide Champagnat Catholic to 9-2 record and second Class 2A state title in school history...Anchored defense which limited University Christian to just 233 total yards in state championship...As senior, tallied 80 tackles and 10 sacks – including nine tackles and three sacks in state championship game...Was named to 2016 Miami Herald First Team All-Dade Football Team...Earned Second Team all-state honors as wide receiver in 2016...Caught 28 passes for 467 yards and nine touchdowns in 2016...Chose Miami over offers from Georgia, LSU, Oregon, and USC, among others.

ROUSSEAU CAREER STATS

DEFENSIVE

YEAR	GP-GS	UT	AT	TT	TFL/Y	SACK	FF/FR	PBU	INT-Y
2018	2-0	1	4	5	0.0/0	0.0/0	0/0	0	0-0
Career	2-0	1	4	5	0.0/0	0.0/0	0/0	0	0-0



51

DJ SCAIFE, JR.

OL • 6-3 • 300 • SO.

MIAMI, FLA. (SOUTHRIDGE)

2018 (True Freshman): Delivered impressive true freshman season on offensive line, seeing action in all 13 games and making seven starts...Saw action in season opener vs. LSU (Sept. 2)...Helped Miami outgain Tigers with 342 yards of total offense...Saw action against Savannah State (Sept. 8), helping pave way for 494 total yards, including 239 rushing yards...Helped guide Hurricanes offense to 49-point, 473-yard performance in win at Toledo (Sept. 15)...Saw action vs. FIU (Sept. 22), helping Miami to 488-yard performance on offense...Played vs. North Carolina (Sept. 27) and helped offense compile 354 yards, including 229 rushing yards...Saw action vs. Florida State (Oct. 6)...Made first start of career at right tackle vs. Virginia (Oct. 13)...Started at right tackle at Boston College (Oct. 26)...Helped Miami offense gain 411 yards of offense with start at right tackle vs. Duke (Nov. 3)...Started at right tackle at Georgia Tech (Nov. 10)...Made start at right tackle win at Virginia Tech (Nov. 17)...Started at right tackle in win vs. Pittsburgh (Nov. 24), when Miami totaled 345 yards, including 293 rushing yards...Started at right tackle in New Era Pinstripe Bowl vs. Wisconsin (Dec. 27).

High School: Consensus four-star prospect by ESPN.com, 247Sports.com and Rivals.com...Rated as sixth-best offensive tackle, 14th-best player in Florida and 61st-best recruit nationally by Rivals.com...Ranked fifth-best guard and 25th-best player in Florida by 247Sports.com...Rated No. 11 player at position, No. 49 in Florida and No. 218 overall by ESPN.com...Selected to 2018 Under Armour

All-America Game in Orlando, Fla....Named to 2017 Miami Herald All-Dade First Team...Was named offensive line MVP at Rivals Five-Star Challenge camp in Indianapolis...Helped pave way to allow Southridge running backs to rush for more than 4.0 yards per carry...Participated in The Opening in summer of 2017...Was high school teammates with fellow 2018 recruits Mark Pope and Daquins Wiggins...Chose Miami over offers from NC State, Syracuse and UCF, among others.



68
MICHAEL SCIBELLI
DL • 6-1 • 290 • R-FR.
OCEANSIDE, N.Y. (OCEANSIDE)

2018 (True Freshman): Did not see any game action, served as member of practice squad.

High School: Named All-Martone Nassau County Lineman of the Year in 2017...Earned first-team all-state recognition for OL & DL in 2017...Achieved 2017 academic all-conference recognition...Saw action as guard, tackle, center, fullback and defensive line during four-year varsity career at Oceanside High School.



1
NESTA JADE SILVERA
DL • 6-2 • 302 • SO.
PEMBROKE PINES, FLA.
(PLANTATION AMERICAN HERITAGE)


2018 (True Freshman): Saw action in 10 games in first season and totaled 13 tackles...Added 1.5 tackles for loss and credited with one blocked punt...Saw first action of career and had career-high five tackles in win over Savannah State (Sept. 8)...Added one blocked punt vs. Tigers that was recovered for touchdown...Had one tackle in win at Toledo (Sept. 15)...Posted one tackle in win over FIU (Sept. 22)...Recorded one tackle in win over North Carolina (Sept. 27)...Saw action in games against Florida State (Oct. 6) and at Virginia (Oct. 13)...Played in wins over Virginia Tech (Nov. 17) and Pittsburgh (Nov. 24)...Had three tackles (two solo) in New Era PinStripe Bowl vs. Wisconsin (Dec. 27).

High School: Widely regarded as one of nation's best defensive linemen...Rated as consensus four-star prospect by ESPN.com, 247Sports.com and Rivals.com...Listed as third-best defensive tackle, 14th-best prospect in Florida and No. 50 overall prospect in country by ESPN.com...Ranked No. 2 at position, No. 11 in Florida and No. 54 nationally by 247Sports.com...Rated ninth-best defensive tackle and 26th-best player in Florida by Rivals.com...Helped guide Plantation American Heritage to back-to-back Class 5A state championships and 27 straight wins...Had dominant performance in state final, recovering fumble, scoring touchdown, registering one tackle and one sack...Selected to 2018 U.S. Army All-American Bowl in San Antonio...Named to 2017 *Sun Sentinel* All-Broward First Team...Anchored defensive line with team-best 79 tackles, 25 tackles for loss and 12 sacks in 2017...Participated in The Opening in summer of 2017...Chose Miami over offers from Alabama, Florida State, Georgia, Auburn, Florida, Tennessee, Ohio State, Penn State and TCU, among others.

SILVERA CAREER STATS

DEFENSIVE

YEAR	GP-GS	UT	AT	TT	TFL/Y	SACK	FF/FR	PBU	INT-Y
2018	10-0	3	10	13	1.5/2	0.0/0	0/0	0	0-0
Career	10-0	3	10	13	1.5/2	0.0/0	0/0	0	0-0



25
DERRICK SMITH
DB • 6-2 • 220 • JR.
JACKSONVILLE, FLA. (TRINITY CHRISTIAN)

2018 (Sophomore): Saw action in 12 of 13 games, totaling 11 tackles (six solo)...Had 0.5 TFLs...Saw action in season opener against LSU (Sept. 2) and finished with three tackles...Had one solo tackle in win over Savannah State (Sept. 8)...Had two tackles in win at Toledo (Sept. 15)...Recorded one solo tackle in wins over FIU (Sept. 22) and North Carolina (Sept. 27)...Ejected for targeting call in second half of win over Florida State (Oct. 6)...Saw action in games at Boston College (Oct. 26), vs. Duke (Nov. 3) and at Georgia Tech (Nov. 10)...Posted three total tackles (two solo) and 0.5 TFLs at Virginia Tech (Nov. 17)...Saw action in regular season finale vs. Pittsburgh (Nov. 24)...Played in New Era PinStripe Bowl vs. Wisconsin (Dec. 27).

2017 (True Freshman): Saw action in all 13 games...Totaled 13 tackles (10 solo) and one tackle for loss...Made career debut in season opener against Bethune-Cookman (Sept. 2)...Saw action against Toledo (Sept. 23) and at Duke (Sept. 29)...Saw action in win at Florida State (Oct. 7)...Posted first two tackles of career (both solo) in win over Georgia Tech (Oct. 14)...Had three solo tackles in win over Syracuse (Oct. 21)...Saw action at North Carolina (Oct. 28)...Lone tackle against Virginia Tech (Nov. 4) was first tackle for loss of career (two yards)...Saw action in wins over Notre Dame (Nov. 11) and Virginia (Nov. 18)...Saw time at Pittsburgh (Nov. 24)...Finished with career-best six tackles (four solo) in ACC Championship Game against Clemson (Dec. 2)...Had one tackle in Capital One Orange Bowl against Wisconsin (Dec. 30).

High School: Consensus three-star prospect by 247Sports, ESPN, Rivals and Scout...Listed as 76th-best prospect at his position by ESPN...Listed as 124th-best recruit in state of Florida by 247Sports...Chose Miami over offers from USC, Mississippi State, North Carolina, Kentucky and Cincinnati

D. SMITH CAREER STATS

DEFENSIVE

YEAR	GP-GS	UT	AT	TT	TFL/Y	SACK	FF/FR	PBU	INT-Y
2018	12-0	6	5	11	0.5/1	0.0/0	0/0	0	0-0
2017	13-0	10	3	13	1.0/2	0.0/0	0/0	0	0-0
Career	25-0	16	8	29	1.5/3	0.0/0	0/0	0	0-0




4
KEONTRA SMITH
DB • 5-11 • 195 • FR.
HOLLYWOOD, FLA.
(CHAMINADE-MADONNA)

High School: Consensus four-star prospect by ESPN.com, Rivals.com and 247Sports.com...Ranked as the No. 15 cornerback and No. 38 player in Florida by ESPN.com...Rated the No. 16 cornerback

nationally and No. 26 in Florida by 247Sports.com...Listed as the No. 27 cornerback and No. 33 player in Florida by Rivals.com...Helped Chaminate-Madonna win 2018 Class 3A state championship...As a senior, led team with 115 tackles, 31.0 tackles for loss and 8.0 sacks...Selected to participate in the 2019 Army All-American Bowl...Participated in The Opening in the summer of 2018...Chose Miami over offers from Alabama, Oklahoma, Michigan, Florida, Auburn, Kentucky, Louisville, Michigan State, NC State, Nebraska, Ole Miss, Oregon, Penn State, Pitt, Syracuse and Wisconsin among others.



35
ZAC SMITH
LB • 6-2 • 225 • FR.
BRADENTON, FLA. (BRADEN RIVER)



17
JACK SPICER
P • 6-3 • 220 • R-SR.
ESTERO, FLA. (FLORIDA) (ESTERO)

2018 (Redshirt Junior): Served as one of Miami's punters and was team's primary holder...Averaged 37.7 yards on 34 punts...Had long punt of 53 yards...Landed 11 punts inside opponents' 20-yard line...Had two punts of at least 50 yards.

2017 (Redshirt Sophomore): Served as Miami's primary holder for entire season...Recorded first two punts of Miami career in ACC Championship Game against Clemson (Dec. 2), averaging 42.5 yards with long punt of 51.

2016 (Redshirt Freshman): Did not see any game action, member of practice squad.

Prior to Miami: Spent freshman season at Florida...Did not see any game action, redshirted to retain eligibility.

High School: Averaged 37.4 yards per punt during prep career while gathering *All-Daily News* First-Team accolades as tight end at Estero.



17
WAYMON STEED
LB • 5-11 • 220 • R-SO.
MIAMI, FLA. (CENTRAL)

2018 (Redshirt Freshman): Saw action in five games...Totaled three tackles, one tackle for loss and one fumble recovery...Made career debut in win over Savannah State (Sept. 8), finishing with two tackles, 1.0 TFL (three yards) and first fumble recovery...Saw action vs. North Carolina (Sept. 27)...Played at Virginia (Oct. 13)...Had one tackle in win at Virginia Tech (Nov. 17)...Saw action in regular season finale vs. Pittsburgh (Nov. 24).

2017 (True Freshman): Did not see any game action, redshirted to retain eligibility...Served as member of practice squad.

High School: Consensus-three-star linebacker prospect by 247Sports, ESPN, Rivals and Scout...Ranked No. 21 inside linebacker nationwide by Rivals...Rated No. 13 inside linebacker in Top247 Rankings and No. 25 inside linebacker on 247Sports' Composite Rankings...Suffered torn ACL during senior year...Missed junior season with shoulder injury...Finished sophomore

season at Central with 83 tackles, leading team to state championship...High school teammate of fellow early enrollee Navaughn Donaldson at Miami Central...Chose Miami over offers from Colorado, LSU and NC State, among others

STEED CAREER STATS

DEFENSIVE

YEAR	GP-GS	UT	AT	TT	TFL/Y	SACK	FF/FR	PBU	INT-Y
2018	5-0	2	1	3	1.0/3	0.0/0	0/1	0	0-0
Career	5-0	2	1	3	1.0/3	0.0/0	0/1	0	0-0



41
DARIAN STEPHENSON
LB • 6-1 • 212 • R-FR.
MIAMI, FLA. (WESTMINSTER CHRISTIAN)

2018 (True Freshman): Did not see any game action, served as member of practice squad.

High School: Played three years of varsity football...As junior, recorded 60 tackles, seven tackles for loss, six sacks, three forced fumbles, one fumble recovery and an interception...Was named All-Dade honorable mention by *Miami Herald* following 2015 season.



4
JEFF THOMAS
WR • 5-10 • 180 • JR.
EAST ST. LOUIS, ILL. (EAST ST. LOUIS)

2018 (Sophomore): Saw action in 11 of 13 games...Had 35 catches for 563 yards with three touchdowns...Had long catch of 67 yards...Averaged 24.6 yards on nine punt returns (221 punt return yards) with one punt return touchdown...Started and delivered dominant performance in season opener vs. LSU (Sept. 2), setting career highs with five catches and 132 yards...Hauled in 50-yard pass, marking third catch of at least 50 yards of career, against Tigers...Finished with 183 all-purpose yards in dominant start vs. Savannah State (Sept. 8), hauling in 67-yard touchdown and finishing with career-high 90 punt return yards...Posted 182 all-purpose yards in start at Toledo (Sept. 15), recording second 100-yard receiving game of season with 105 yards on career high-tying five catches...Started and had 11-yard catch vs. FIU (Sept. 22)...Caught one pass in start vs. North Carolina (Sept. 27)...Had three catches for game-high 76 yards, including 17-yard touchdown catch, in start vs. Florida State (Oct. 6)...Finished with team-high 124 all-purpose yards vs. Seminoles...Finished with one reception in start at Virginia (Oct. 13)...Had four catches totaling 31 yards at Boston College (Oct. 26)...Recorded four receptions vs. Duke (Nov. 3)...Caught six passes for 84 yards at Georgia Tech (Nov. 10)...Had first punt return touchdown of career in win at Virginia Tech (Nov. 17).

2017 (True Freshman): Saw action in all 13 games with four starts...Hauled in 17 passes for 374 yards with two touchdowns...22.0 yards-per-reception was best mark on team...Had longest reception of any Hurricane all season, 78-yard catch against North Carolina (Oct. 28)...Served as Miami's primary kickoff returner and averaged 21.6 yards per return on 32 returns...Saw action in season opener against Bethune-Cookman (Sept. 2) and served as primary kickoff returner...Totaled 65 return yards on three kickoffs, including long return of 31 yards...Had one catch vs. Wildcats...Finished with 69 kickoff return yards, including long return of 29, in win over Toledo (Sept. 23)...Recorded one catch and had one kickoff return in win

at Duke (Sept. 29)...Had two catches for 11 yards in win at Florida State (Oct. 7)...Hauled in 70-yard reception and finished with two catches for 78 yards against Georgia Tech (Oct. 14)...Posted two catches for 61 yards and one touchdown in win against Syracuse (Oct. 21)...Recorded first touchdown of career on 48-yard reception against Orange...Added career-best 122 kick return yards against Syracuse...Made first start of career at North Carolina (Oct. 28) and finished with totals of three catches and 101 yards, including 78-yard touchdown...100-yard receiving game was first of career...Started against Virginia Tech (Nov. 4)...Caught two passes for 24 yards in start against Notre Dame (Nov. 11)...Made one 33-yard catch in win over Virginia (Nov. 18)...Totaled 90 kickoff return yards on four returns at Pittsburgh (Nov. 24)...Had one 20-yard reception and totaled 106 kickoff return yards in ACC Championship Game against Clemson (Dec. 2)...Started and had 48-yard reception in Capital One Orange Bowl against Wisconsin (Dec. 30).

High School: Consensus four-star wide receiver prospect by 247Sports, ESPN, Rivals and Scout...Rated as the No. 1 player in the state of Illinois...Listed as the sixth-rated wide receiver and the No. 2 player in the state of Illinois by 247Sports...Ranked No. 55 in the final ESPN300 rankings... Took part in The Opening in 2016...Starred in the 2017 Under Armour All-America Game and posted game records of 148 yards receiving and two touchdowns...Selected to the Top 150 PrepStar All-America Dream Team...Was a three-year starter in high school...Finished his career with 177 receptions for 3,532 yards and 41 touchdowns...Helped guide East Saint Louis High School to a perfect 14-0 season and its first Illinois State Championship in eight years...Hauled in a pair of touchdowns in the state championship... Caught 50 passes for 1,101 yards and 13 touchdowns as a senior... Coached by Darren Sunkett at East Saint Louis High School...Chose Miami over offers from Louisville, Oregon, Illinois, Michigan and Alabama among others.

2016 (True Freshman): Did not see any game action, redshirted to retain eligibility...Member of practice squad.

High School: Two-year starter...Two-year varsity letter winner...Led the team with nine sacks as a junior...Competed in the Florida State wrestling tournament as a senior, competing at heavyweight, while weighing just 200 pounds.



8
DEE WIGGINS
WR • 6-3 • 200 • SO.
MIAMI, FLA. (SOUTHRIDGE)

2018 (True Freshman): Saw action in all 13 games and made three starts in regular season...Caught seven passes for 73 yards with long reception of 24 yards...Saw action in season opener against LSU (Sept. 2)...Saw time in win over Savannah State (Sept. 8)...Played in wins at Toledo (Sept. 15) and vs. FIU (Sept. 22)...Saw action in win over North Carolina (Sept. 27)... Caught first pass of career in win over Florida State (Oct. 6)... Drew three pass interference penalties against Seminoles to help ignite second-half comeback...Made first start of career at Virginia (Oct. 13) and finished with two catches totaling 16 yards...Started at Boston College (Oct. 26)...Had one 8-yard reception vs. Duke (Nov. 3)...Started and finished with career-high 31 receiving yards on two catches at Georgia Tech (Nov. 10)...Caught one pass in win at Virginia Tech (Nov. 17)...Saw action in regular season finale vs. Pittsburgh (Nov. 24)...Saw action in New Era PinStripe Bowl vs. Wisconsin (Dec. 27).

High School: Rated as four-star prospect by ESPN.com... Earned three-star rating from 247Sports.com and Rivals.com... Ranked No. 71 wide receiver in country and No. 72 overall player in Florida by ESPN.com...Rated as 76th-best wide receiver nationally and 78th-best prospect in state of Florida by 247Sports.com...Listed as No. 65 player at position by Rivals.com...Named 2017 *Miami Herald* All-Dade honorable mention... High school teammates with fellow 2018 recruits Mark Pope and Delone Scaife...Played two seasons at Miami-Killian High School with Hurricane defensive backs Jaquan Johnson and Sheldrick Redwine...Scored four touchdowns and had nearly 300 yards receiving over final two seasons of prep career...Named to 2016 *Miami Herald* All-Dade Honorable Mention...Chose Miami over offers from Georgia, Alabama and Florida, among others.

THOMAS CAREER STATS

RECEIVING

YEAR	GP-GS	NO	YDS	AVG	TD	LG
2018	11-10	35	563	16.1	3	67T
2017	13-4	17	374	22.0	2	78T
Career	24-14	52	937	18.0	5	78T



76
OUSMAN TRAORE
OL • 6-3 • 306 • SO.
COLLEGE PARK, GA.
(HUTCHINSON C.C.)
(HAPEVILLE CHARTER)

Before Miami: Spent 2018 season at Hutchinson Community College...Made 11 starts in lone season and earned all-conference recognition...Chose Miami over offers from LSU and East Carolina, among others



49
SHAWN WALKER
LB • 6-2 • 235 • R-SO.
FORT LAUDERDALE, FLA.
(CARDINAL GIBBONS)

2018 (Redshirt Sophomore): Did not see any game action, served as member of practice squad.

2017 (Redshirt Freshman): Did not see any game action, served as member of practice squad.

WIGGINS CAREER STATS

RECEIVING

YEAR	GP-GS	NO	YDS	AVG	TD	LG
2018	13-3	7	73	10.4	0	24
Career	13-3	7	73	10.4	0	24



22
CAMERON WILLIAMS
DL • 6-4 • 250 • FR.
HOLLYWOOD, FLA.
(CHAMINADE-MADONNA)

High School: Listed as four-star prospect by Rivals.com...Rated a three-star prospect by ESPN.com and 247Sports.com...Ranked the No. 16 weakside defensive end and No. 28 player in Florida by Rivals.com...Rated the No. 35 weakside defensive end and No. 61 player in Florida by 247Sports.com...Listed as the No. 100 defensive end by ESPN.com...Helped Chaminade-Madonna win 2018 Class 3A

state championship...As a senior, recorded 88 tackles, 23.0 tackles for loss, 12.0 sacks and an interception...Chose Miami over offers from Florida, Florida State, Oklahoma, Penn State, Kansas State, Kentucky Louisville, Nebraska, Pitt, UCF and Wisconsin among others.


YEAR	GP-GS	ATT	GAIN	LOSS	NET	AVG	TD	LG
2018	1-0	2	2	0	2	1.0	1	1
Career	1-0	2	2	0	2	1.0	1	1



24 CHRISTIAN WILLIAMS

DB • 6-1 • 189 • FR.
DAPHNE, ALA. (DAPHNE)

High School: Consensus four-star prospect by ESPN, Rivals and 247Sports...Ranked No. 141 prospect overall by Rivals...Rated as No. 174 prospect on ESPN300... No. 160 on 247Sports' Composite Rankings...Competed in 2019 Under Armour All-America Game... Took part in The Opening, showcase of elite high school talent, during summer of 2018...Also selected to play in Alabama-Mississippi All-Star Game...Had 52 tackles and eight interceptions as senior, earning first-team all-state recognition for Class 6A from Montgomery Adviser...Earned first-team Coastal Alabama recognition from AL.com after junior season...Had 27 tackles, one interception and one fumble recovery during 2017 season...Also competed at wide receiver during career with Trojans...Played high school basketball... Chose Miami over offers from Alabama, Auburn, LSU, Florida, Michigan, Texas A&M and Oregon, among others.



15 JARREN WILLIAMS

QB • 6-2 • 210 • R-FR.
LAWRENCEVILLE, GA.
(CENTRAL GWINNETT)

2018 (True Freshman): Made career debut in home opener vs. Savannah State (Sept. 8)...Finished 1-for-3 for 17 passing yards...Rushed for 1-yard touchdown versus Tigers.

High School: Consensus four-star prospect by ESPN.com, 247Sports.com and Rivals.com...Consensus top-10 quarterback by all three major scouting services...Listed as nation's No. 6 dual-threat passer and No. 17 overall recruit in Georgia by ESPN.com...Rated as No. 7 dual-threat QB and No. 10 prospect in state of Georgia by 247Sports.com...Ranked No. 8 dual-threat quarterback and No. 12 recruit in Georgia by Rivals.com...Was named to 2017 Elite 11 roster - nation's premier quarterback competition...Ranked among top-300 recruits by ESPN.com... Selected to 2018 U.S. Army All-American Bowl in San Antonio... Completed 61 percent of passes during senior campaign and threw for more than 3,000 yards and 28 touchdowns with just four interceptions...Rushed for 554 yards and scored 10 touchdowns during final season at Central Gwinnett...Participated in The Opening in summer of 2017...Received offers from 28 institutions...Chose Miami over offers from Ohio State, Auburn, Kentucky, Alabama, Arizona State, Florida, Georgia, Louisville, LSU and Ohio State, among others.

J. WILLIAMS CAREER STATS

PASSING

YEAR	GP-GS	COMP	ATT	YDS	PCT	TD	INT	LG
2018	1-0	1	3	17	33.3	0	0	17
Career	1-0	1	3	17	33.3	0	0	17

RUSHING



COACHES & STAFF

Head Coach Manny Diaz.....	42-45
Assistant Coaches.....	46-56
Football Support Staff	57-64



MANNY DIAZ

HEAD COACH | FIRST SEASON AT MIAMI (1ST OVERALL)

Manny Diaz, who has deep roots in the Miami community and catapulted the Hurricane's defense to elite status during his three years as the team's defensive coordinator from 2016-2018, was announced as the 25th head coach of the University of Miami football program on Sun., Dec. 30.

"Manny is one of the nation's elite coaches and the Canes Family has already embraced him and his incredible work ethic over the past three years," said UM Director of Athletics Blake James upon his hiring. "He is absolutely the passionate and innovative leader that our program needs, and we will work together to build an incredible staff to move our program back into championship contention."

Diaz, who has an impressive resume during nearly two decades as a defensive specialist coaching several collegiate programs, accepted his dream job of leading a Hurricanes team he believes is destined to return to the top echelon of collegiate football in the years to come.

"Miami is home. The University of Miami is home. The U has truly been 'the job' for me since I first got into coaching," said Diaz. "Having worked here over the past three years, I came to understand what it means to be part of 'The U' and came to appreciate the passion and commitment to excellence of all who proudly call themselves Canes. We will restore the football program to its place among the nation's elite and we will do it with hard work, dedicated coaches, and outstanding student-athletes. I'm excited about working with Blake and his team to make that happen."

During his 19-year coaching career, Diaz, the son of a former Miami mayor, also named Manny Diaz, has coached in 18 bowl games, amassing a 13-5 record in bowls, and has coached numerous all-conference and NFL players at six collegiate

institutions.

Miami delivered another stellar season on defense in 2018. The Hurricanes ranked No. 4 in the nation in total defense and ranked No. 1 in several categories, including tackles for loss, third down conversion percentage and passing yards allowed. Defensive tackle Gerald Willis earned All-American honors from several outlets while linebacker Shaq Quarterman was named to the All-ACC First Team - one of eight all-conference picks.

Continuing the impressive trends from Diaz's first year running the defense, the Hurricanes ranked among the nation's leaders in several defensive categories in 2017, including first nationally in team sacks, third nationally in tackles for loss and ninth nationally in opponent yards per play. Five Hurricanes on the defensive side of the ball earned 2017 All-ACC honors while another three picked up Honorable Mention recognition.

Thanks in large part to his dominating unit, Miami also ranked No. 5 nationally in turnover margin, No. 8 nationally in fumbles recovered and No. 15 nationally in passes intercepted.

Miami's defense enjoyed vast improvements under Diaz' watch and served as one of the top units both in the ACC and nationally in his first season in 2016.

At the conclusion of the 2016 season, Miami was ranked No. 20 nationally in total defense (up from No. 69 the previous season), No. 9 in yards per play (No. 86 in 2015), No. 12 in scoring defense (No. 77 in 2015), No. 5 in tackles for loss (No. 105 in 2015), No. 22 in team sacks (No. 70 in 2015) and tied for No. 8 in defensive touchdowns allowed (No. 61 in 2015).

Miami was the only team in the country to start

three true freshmen linebackers, and the Hurricanes' trio of Zach McCloud, Michael Pinckney and Shaquille Quarterman helped anchor the unit. Three defensive players earned ACSMA All-ACC honors - senior defensive backs Corn Elder (second team) and Rayshawn Jenkins (honorable mention) and Quarterman at linebacker (honorable mention).

In 2010, during his first stint at Mississippi State, Diaz guided a defense that ranked No. 22 in the nation in scoring defense (19.9 ppg), No. 17 in rushing defense (214.9 ypg) and No. 17 in tackles for loss (7.0 pg). MSU also finished ranked No. 13 in red-zone defense (.730) and No. 22 in turnovers forced (28) nationally in 2010.

In 2015, Diaz's defensive unit helped Mississippi State to a 9-4 record and a victory over NC State in the Belk Bowl. His defensive unit held opponents to just 23.2 points per game and ranked in the nation's top 10 in red zone defense and tackles for loss.

Before his first stop at Mississippi State, Diaz spent four seasons as defensive coordinator at Middle Tennessee State. Diaz coached linebackers for two years after mentoring the safeties during his first two years.

Diaz spent one season, 2014, at Louisiana Tech and his impact was felt in a big way. The Bulldogs led the nation in turnovers gained (42) with 16 fumble recoveries and 26 interceptions. Before his stop at Louisiana Tech, Diaz coached three seasons at Texas (2011-13). His 2011 defensive unit ranked ninth in total yards per play.

In four years under Diaz, MTSU's defense led its conference in sacks and tackles for loss twice, and finished no lower than third in the league in either category during his tenure. In 2009, the Blue Raiders finished second nationally in tackles for loss. Diaz's defense also ranked sixth nationally in sacks that season, posting nearly three per game. Before





joining Middle Tennessee, Diaz played a significant role for one of the country's top-ranked defenses by coaching safeties in 2004-05 and handling the line-backers in 2002-03 for NC State.

Diaz spent the 2000 and 2001 seasons at NCSU as a graduate assistant working primarily with the line-backers. During that time, the Wolfpack went to two bowl games and became the first ACC team to beat Florida State in Tallahassee.

Diaz began his coaching career at Florida State in 1998. In his two years as a graduate assistant, he was on the same coaching staff as former Miami head coach Mark Richt and was part of the Seminoles' national title-winning coaching staff in 1999.

Diaz and his wife Stephanie have three sons: Colin, Gavin and Manny.



THE DIAZ FILE

Hometown: Miami, Fla.
College: Florida State University, 1995
Birthdate: March 13, 1974
Wife: Stephanie
Children: Colin, Gavin, Manny

Florida State (Graduate Assistant), 1998-1999
 North Carolina State (Graduate Assistant), 2000-01
 North Carolina State (Linebackers), 2002-2003
 North Carolina State (Safeties/Special Teams), 2004-05
 Middle Tennessee State (Defensive Coordinator/Safeties), 2006-07
 Middle Tennessee State (Defensive Coordinator/LBs), 2008-09
 Mississippi State (Defensive Coordinator/LBs), 2010
 Texas (Defensive Coordinator/LBs), 2011-13
 Louisiana Tech (Defensive Coordinator / LBs) - 2014
 Mississippi State (Defensive Coordinator) - 2015
 Miami (Defensive Coordinator / LBs) - 2016-2018
 Miami (Head Coach) - 2019 -



BOWL GAMES AS COACH (18)

<u>Bowl</u>	<u>Team</u>
2018 New Era Pinstripe Bowl	Miami
2017 Capital One Orange Bowl	Miami
2016 Russell Athletic Bowl	Miami
2015 Belk Bowl	Mississippi State
2014 Heart of Dallas Bowl	Louisiana Tech
2013 Alamo Bowl	Texas
2012 Alamo Bowl	Texas
2011 Holiday Bowl	Texas
2010 Gator Bowl	Mississippi State
2009 New Orleans Bowl	Middle Tennessee State
2006 Motor City Bowl	Middle Tennessee State
2005 Meineke Car Care Bowl	North Carolina State
2003 Tangerine Bowl	North Carolina State
2002 Gator Bowl	North Carolina State
2001 Tangerine Bowl	North Carolina State
2000 Micron PC Bowl	North Carolina State
1999 Sugar Bowl	Florida State
1998 Fiesta Bowl	Florida State





DAN ENOS

Offensive Coordinator / Quarterbacks | First Season at Miami (29th Overall)

Dan Enos joined the University of Miami football program in January 2019, accepting the position of offensive coordinator and quarterbacks coach.

Enos, a 28-year college coaching veteran, spent the 2018 season as associate head coach/quarterbacks at Alabama, which won 14 games and the Southeastern Conference title while advancing to the College Football Playoff national championship game.

Enos boasts more than a decade of play-calling experience and more than two decades of experience coaching skill position players. Prior to his one-year stint in Tuscaloosa, Enos spent three seasons (2015-17) as the offensive coordinator and quarterbacks coach at Arkansas, where his offenses set school records, and five years (2010-14) as the head coach at Central Michigan, where he led the Chippewas to two bowl games and helped Eric Fisher become the first MAC player to ever be selected with the No. 1 overall pick of the NFL Draft.

Last season under Enos' tutelage, Crimson Tide quarterback Tua Tagovailoa posted one of the best seasons by a quarterback in college football history. Tagovailoa completed 69 percent of his passes, throwing for 3,966 yards with 43 touchdowns and just six interceptions -- setting an all-time FBS single-season passer rating mark (199.44). The Crimson Tide also ranked sixth in the country in total offense, sixth in passing offense and third in scoring offense.

Enos served a short stint as an offensive assistant coach at Michigan in January 2018. Prior to that, he directed some of the most prolific offenses in Arkansas history over three seasons in Fayetteville. His 2015 offense set single-season school records for first downs and completion percentage, while posting the second-best total yardage and yards per play in school history. In 2015 and 2016, the Razorbacks were one of two FBS teams with a 3,000-yard passer and 1,300-yard rushe. Enos helped Brandon Allen (2015) and Austin Allen (2016) throw for 3,000 yards, as the brothers became just the third and fourth players in program history to reach that number

in a season. Brandon threw for 3,440 yards and 30 touchdowns as a senior in 2015, while leading the nation in quarterback efficiency. Austin then led the SEC in 2016 with 3,430 yards and was second in touchdowns with 25.

Enos served as head coach at Central Michigan from 2010-14. He posted a 26-36 record at CMU, leading the Chippewas to six wins or more in each of his final three seasons. CMU's win in the 2012 Little Caesars Pizza Bowl was just the third bowl win in program history. In his five seasons in Mount Pleasant, Enos' offenses passed for more than 3,000 yards four times.

Before being hired at Central Michigan, Enos spent four seasons at Michigan State as an assistant coach. He coached quarterbacks in 2006 and running backs from 2007-09. Enos also spent two years as quarterbacks coach at Cincinnati (2004-05).

Prior to his time at Cincinnati, Enos worked at North Dakota State (offensive coordinator/quarterbacks, 2003), Western Michigan (quarterbacks, 2000-02), Missouri State (offensive coordinator/quarterbacks, 1999), Southern Illinois (quarterbacks/wide receivers, 1997-98), Northern Michigan (offensive coordinator/offensive backs, 1996) and Lakeland College (offensive coordinator/quarterbacks/wide receivers, 1994-95). He served as a graduate assistant on Michigan State's staff from 1991 to 1993.

A standout quarterback for the Spartans from 1987-90, Enos started two seasons and posted a 16-7-1 record as a starter, leading MSU to victories in the 1989 Aloha Bowl and 1990 Sun Bowl. He still ranks among the best in school history with 3,837 career passing yards and 297 completions. His .621 career completion percentage ranks fourth in Spartan history.

Enos graduated from Michigan State with a degree in business administration in 1991 and earned his master's in sports administration in 2006. The Dearborn, Mich., native and his wife Jane, have two children, Lia and Alex.

ENOS FILE

Hometown: Dearborn, Mich.
College: Michigan State, 1991
Birthdate: July 1, 1988
Wife: Jane
Children: Lia, Alex

Coaching Career

2019	Miami
	Offensive Coordinator / Quarterbacks
2018	Alabama
	Associate Head Coach / Quarterbacks
2015-17	Arkansas
	Offensive Coordinator / Quarterbacks
2010-14	Central Michigan
	Head Coach
2007-09	Michigan State
	Running Backs
2006	Michigan State
	Quarterbacks
2004-05	Cincinnati
	Quarterbacks
2003	North Dakota State
	Offensive Coordinator / Quarterbacks
2000-02	Western Michigan
	Quarterbacks
1999	Missouri State
	Offensive Coordinator / Quarterbacks
1997-98	Southern Illinois
	Quarterbacks / Wide Receivers
1996	Northern Michigan
	Offensive Coordinator / Offensive Backs
1994-95	Lakeland College
	Offensive Coordinator / Quarterbacks
1991-93	Michigan State
	Graduate Assistant



BLAKE BAKER

Defensive Coordinator / Inside Linebackers | First Season at Miami (11th Overall)

BAKER FILE

Hometown: Houston, Texas
 College: Tulane, 2008
 Birthdate: June 10, 1982
 Wife: Roslyn
 Children: Anderson, Byron

Coaching Career

2019	Miami
	Defensive Coordinator / Inside Linebackers
2015-18	Louisiana Tech
	Defensive Coordinator / Linebackers
2014	Louisiana Tech
	Safeties
2013	Arkansas State
	Safeties
2010-12	Texas
	Graduate Assistant
2009	Clear Springs H.S.
	Wide Receivers

Blake Baker joined the University of Miami football program in January of 2019, accepting the position of defensive coordinator and inside linebackers coach.

Baker spent the previous four seasons as defensive coordinator at Louisiana Tech. Under Baker's direction, the Bulldogs defense ranked among the nation's best in several categories. In 2018, Louisiana Tech was fourth nationally in team sacks (3.46 per game), 12th nationally in team tackles for loss (7.8) and 33rd nationally in turnovers gained (22). Louisiana Tech ranked 25th nationally in opponent yards per play (4.9) this past season, as the Bulldogs' stout defensive unit was led by All-America defensive end Jaylon Ferguson, who ranked second in the nation in tackles for loss (26.5) and led the country in sacks (17.5). Ferguson was selected in the third round of the 2019 NFL Draft by the Baltimore Ravens.

Baker, 36, replaced Diaz as defensive coordinator at Louisiana Tech when Diaz accepted the same position at Mississippi State for the 2015 season. Baker worked under Diaz as safeties coach at Louisiana Tech in 2014, and also was a two-year graduate assistant (2011-2012) under him during Diaz's time as defensive coordinator at Texas.

In his first season with the Bulldogs, Baker helped lead LA Tech to a 35-18 victory over Illinois in the Zaxby's Heart of Dallas Bowl and a Conference USA West Division title with a 9-5 overall record in 2014. The Bulldog defense led the nation in 2014 with 26 interceptions and 42 turnovers gained under Baker's guidance.

Baker spent the 2013 season at Arkansas State, helping guide the Red Wolves to a Sun Belt Conference co-championship and a GoDaddy Bowl win over Ball State in 2013. He coached a squad that was ranked third in the Sun Belt in scoring defense (26.2 points per game) and third in pass defense (232.9 yards per game). He coached All-Sun Belt Conference Second Team honoree Sterling Young who registered 80 tackles, two interceptions, two pass break-ups and three fumbles recovered on the season.

Baker went to Arkansas State after spending 2010 through 2012 as a defensive graduate assistant coach at Texas. He worked closely with both the Longhorns' linebackers and defensive backs, two position groups that included eight All-Big 12 selections over the last two years. He also helped coach All-America linebacker and Lott Trophy finalist Emmanuel Acho and cornerback Quandre Diggs, the 2011 Big 12 Defensive Freshman of the Year.

He was a part of the Texas coaching staff in 2011 that led the Longhorns to a No. 11 national ranking in total defense, yielding just 306.8 yards per game. The 2011 Longhorns' defense also ranked among the top 20 teams in the nation in rush defense (96.2 yards per game), pass efficiency defense (111.0) and tackles for loss (7.4 per game).

Texas won 17 games in Baker's two years on the coaching staff, including a 21-10 victory over California in the 2011 Bridgepoint Education Holiday Bowl and a 31-27 win against Oregon State in the 2012 Valero Alamo Bowl.

Prior to joining the Texas staff, Baker spent the 2009 season as a wide receivers coach at Clear Springs High School in Houston, Texas, before taking over duties as linebackers coach the following spring.

The Houston native was a four-year letterman and three-year starter at Tulane from 2000-04, helping lead the Green Wave to a win in the 2002 Hawaii Bowl. He earned his bachelor's degree from Tulane in 2008.

Baker is married to the former Roslyn Jones of Mandeville, La., and the couple has a daughter, Anderson, and a son, Byron.



EPHRAIM BANDA

Co-Defensive Coordinator / Safeties | Fourth Season at Miami (12th Overall)



BANDA FILE

Hometown: San Antonio, Texas
College: Incarnate Word, 2004
Birthdate: Nov. 1, 1981
Wife: Crystal
Children: Darian, Aamani

Coaching Career

2019 Miami
Co-Defensive Coordinator / Safeties

2016 - 18 Miami
Safeties

2015 Mississippi State
Defensive Assistant

2012-2015 Texas
Graduate Assistant

2010-2011 Incarnate Word
Graduate Assistant

Ephraim Banda is entering his fourth season as the Hurricanes' safeties coach and first as co-defensive coordinator. He is in his second season as the program's director of youth development.

After Miami's defense delivered another standout season in 2018, Banda was elevated to the position of co-defensive coordinator on Dec. 14, 2018. The Hurricanes ranked No. 4 in the nation in total defense and ranked No. 1 in several categories, including tackles for loss, third down conversion percentage and passing yards allowed.

Safeties Jaquan Johnson (second team) and Sheldrick Redwine (honorable mention) both earned all-conference honors under his direction.

Continuing the impressive trends from Banda's first year on the defensive staff, the Hurricanes ranked among the nation's leaders in several defensive categories in 2017, including first nationally in team sacks, third nationally in tackles for loss, third nationally in turnovers gained, ninth nationally in opponent yards per play and 15th nationally in passes intercepted.

Three members of the Hurricanes secondary earned All-ACC recognition in 2017: Michael Jackson (second team), Johnson (second team) and Malek Young (honorable mention). Under Banda's watch, Johnson was one of just four defensive players nationwide to be named a Walter Camp Player of the Year semifinalist. Johnson was named to the All-America Second Team by both Sports Illustrated and the American Football Coaches Association (AFCA).

Miami's defensive backfield enjoyed vast improvements under Banda's watch in 2016, with senior Rayshawn Jenkins earning ACSMA All-ACC honorable mention recognition.

At the conclusion of the 2016 season, Miami was ranked No. 20 nationally in total defense (up from No. 69 the previous year), No. 9 in yards per play (No. 86 in 2015), No. 12 in scoring defense (No. 77 in 2015), No. 5 in tackles for loss (No. 105 in 2015), No. 22 in team sacks (No. 70 in 2015) and

ranked No. 8 in defensive touchdowns allowed (No. 61 in 2015).

Banda spent the 2015 season at Mississippi State, where he served as a defensive assistant under current Hurricanes defensive coordinator Manny Diaz. In 2015, Mississippi State posted a 9-4 record, including a victory over NC State in the Belk Bowl. The Bulldogs' defensive unit held opponents to just 23.2 points per game and ranked in the nation's top 10 in red zone defense.

In addition, MSU led the nation in fewer pass plays of 20+ yards allowed in 2015, surrendering only 24. Despite several key injuries to seniors, the secondary ranked fourth in the Southeastern Conference in passes defended with 63.

Before arriving in Starkville, Banda spent three seasons as a defensive graduate assistant at Texas from 2012-15. He filled a variety of roles, from scripting practices and organizing scouting reports to assisting with the defensive backs. He also worked with both head coach Charlie Strong and former head coach Mack Brown.

Banda was an instrumental part of the Longhorns defense staff during his time at Texas. In 2014, Banda's assistance to the defensive staff guided the Longhorns to the nation's 24th-best ranking in total defense. The 2014 Texas squad also ranked No. 1 in scoring defense, No. 2 in total defense, No. 1 pass defense and No. 1 pass defense efficiency.

In 2012, Banda assisted with the game plan that allowed Texas to set an Alamo Bowl record with 10 sacks in the win over No. 13 Oregon State. In addition to his work on defense, Banda also assisted with the Longhorn special teams. During his tenure at Texas, Banda coached first-round NFL Draft pick Kenny Vaccaro.

Banda is a graduate of Incarnate Word in San Antonio. He got his coaching start there after his playing days in 2011.

Banda and his wife Crystal have a son, Darian, and a daughter, Aamani.

COACHES & STAFF



BUTCH BARRY

Offensive Line | First Season at Miami (17th Overall)

Butch Barry joined the University of Miami football program in January 2019, accepting the position of offensive line coach.

Barry spent the past four seasons as the assistant offensive line coach for the National Football League's Tampa Bay Buccaneers. He previously coached five seasons at Central Michigan under new Hurricanes offensive coordinator/quarterbacks Dan Enos.

Barry helped the Buccaneers average 415.5 yards per game in 2018, good for third in the NFL. In 2017, Tampa Bay amassed 352 first downs, which ranked second in the league, and tackle Donovan Smith started all 16 games for the third consecutive season, joining Paul Gruber as the only players in franchise history to start all 48 games in their first three seasons.

In 2016, Tampa Bay's offensive line helped the Buccaneers convert a franchise-record 43.9 percent of their third-down attempts. In 2015, his first season with the team, Barry assisted an offensive line that featured two rookie starters, but still managed to block for the NFL's second-leading rusher (Doug Martin – 1,402 yards) and tied for the fourth-fewest sacks allowed in the league.

Prior to his stint with the Buccaneers, Barry spent five seasons at Central Michigan, serving as offensive line coach in 2014 after coaching the tight ends from 2010-13.

In 2014, Barry's unit paved the way for a 1,000-yard season by running back Thomas Rawls. As tight ends coach, Barry headed a group that combined for 63 receptions for 644 yards and six touchdowns over 2012-13, while helping CMU record another 1,000-yard rusher in Zurlon Tipton, who finished with 1,492 yards and 19 touchdowns in 2012. Barry worked directly with All-Mid-American Conference Second Team selection David Blackburn in

2011. Blackburn set career highs for receptions (34), receiving yards (479) and touchdown receptions (5) during his senior season en route to becoming the first CMU tight end since 1996 to earn all-conference recognition.

Barry returned to CMU after spending the 2009 season as the offensive coordinator, recruiting coordinator and offensive line coach at North Greenville University. The Crusaders ranked sixth nationally in sacks allowed (nine sacks in 10 games) in 2009.

Barry spent the 2006-08 seasons at Michigan Tech, coaching the offensive line for three seasons and adding the responsibilities of offensive coordinator for his final two seasons. In three seasons, Barry worked directly with four All-Great Lakes Intercollegiate Athletic Conference First Team selections and a total of 10 All-GLIAC honorees.

The Huskies rushed for at least 2,000 yards each of Barry's three seasons. In 2007, Michigan Tech averaged 30.1 points per game and 414.1 yards of offense per game.

Graduating in 2001 with a bachelor's degree in construction management, Barry was a five-year member of the football program, earning three varsity letters as an offensive lineman. He was named to the Academic All-Mid-American Conference team in 2000. He served as a graduate assistant at CMU for the 2002 and 2003 seasons before being named the offensive line coach at Southwest Minnesota State, where he spent the 2004 and 2005 seasons. Barry also coordinated the strength and conditioning program while at Southwest Minnesota State.

Barry played offensive line at CMU, earning Academic All-Mid-American Conference honors as a senior. He and his wife, Andrea, have two daughters, Aislin and Bridget, and a son, Finn.

BARRY FILE

Hometown: Sturgeon Bay, Wisc.
 College: Central Michigan, 2001
 Birthdate: March 20, 1978
 Wife: Andrea
 Children: Aislin, Bridget, Finn

Coaching Career

2019	Miami Offensive Line
2015-2018	Tampa Bay Buccaneers Assistant Offensive Line
2014	Central Michigan Offensive Line
2010-13	Central Michigan Tight Ends
2009	North Greenville Offensive Coordinator / Offensive Line
2007-08	Michigan Tech Offensive Coordinator / Offensive Line
2006	Michigan Tech Offensive Line
2004-05	Southwest Minnesota State Offensive Line
2002-03	Central Michigan Graduate Assistant

STEPHEN FIELD

Tight Ends | First Season at Miami (17th Overall)



FIELD FILE

Hometown: West Palm Beach, Fla.
 College: University of Phoenix, 2000
 Birthdate: September 14, 1977
 Children: Le'ah

Coaching Career

2019	Miami Tight Ends
2018	Oregon Director of Recruiting
2017	Louisville Director of High School Relations
2016	Florida A&M Tight Ends / Recruiting Coordinator
2014-15	North Marion H.S. Head Coach / Offensive Coordinator
2012-13	Miami Northwestern H.S. Head Coach / Offensive Coordinator
2009-11	Hampton University Running Backs
2007-08	Miami Graduate Assistant
2005-06	Glades Central H.S. Offensive Coordinator / Running Backs
2004	Deerfield Beach H.S. Running Game Coordinator
2000-03	Miami Central H.S. Wide Receivers

Stephen Field joined the University of Miami football program in January 2019, accepting the position of tight ends coach.

Field spent last season as the Director of Recruiting at Oregon, where he helped the Ducks land the top-ranked class in school history. Oregon's 2019 class was ranked first in the Pacific-12 Conference and ninth nationally by 247 Sports.

In 2017, Field served as Louisville's Director of High School Relations and NFL Liaison, helping the Cardinals sign 19 student-athletes during the initial early signing period, eight of which enrolled in January. The 2018 signing class featured a school-best 11 four-star recruits and a pair of Under Armour All-Americans.

Field came to Louisville after serving one season as the tight ends coach and recruiting coordinator at Florida A&M. Prior to joining the staff at FAMU, Field was a highly decorated head football coach and offensive coordinator at North Marion Senior High in 2014-15.

Field was named the 2015 Florida Athletic Coaches Association (FACA) Coach of the Year, guiding North Marion to the regional quarterfinals, after his squad led the county in passing, rushing and scoring. Field was also selected as the offensive coordinator in the 2015 Offense-Defense All-American game in Orlando, Fla., and produced six players selected to play in the All-American game, a Marion County record.

Prior to his stint at North Marion, Field served as head coach and offensive coordinator at Miami Northwestern High (2012-14), where he restored the perennial prep power to prominence, guiding them to a regional appearance in his first season. During his tenure at Northwestern, 46 players earned scholarships, including future Hurricanes and Pittsburgh Steelers cornerback Artie Burns.

Field coached running backs for three seasons at Hampton University (2009-11), in addition to serving as recruiting coordinator, run game coordinator and director of operations. He helped the Pirates produce two top 10 MEAC rushers during that stretch.

Before his stint at Hampton, Field coached two years at UM (2007-08) on the defensive side of the ball, working with future NFL draft picks like Kenny Phillips, Tavares Gooden, Sean Spence, Darryl Sharpton, Brandon Harris and Allen Bailey.

In 2005-06, Field was the offensive run game coordinator, running backs coach and academic coach at Glades Central High in Belle Glade, Fla. While at Glades Central, he coached back-to-back 1,000 yard rushers in Aston Samuels and Damien Berry. In 2006, Glades Central won the Class 3A championship.

Field also spent a season at Deerfield Beach High, where he coached 1,000-yard rusher Roderick Ferguson, and four years at Miami Central High, where he coached the top two statistical ranking wide receivers in Dade County in 2002 (Willie Foster, Marcus Daniels).

Field was a two-time all-state selection at Palm Beach Lakes High, helping them to the only undefeated season in school history. He played tight end for two seasons at Tuskegee University. Field later earned a bachelor's degree in business management from University of Phoenix, and a master's degree in liberal studies from UM.

A native of West Palm Beach, Fla., Field has a daughter, Le'ah Skye Field.



ERIC HICKSON

Running Backs | First Season at Miami (17th Overall)

HICKSON FILE

Hometown: Fort Lauderdale, Fla.
 College: Kansas State, 1998
 Birthdate: October 25, 1974
 Wife: Keisha
 Children: Eric, Jr.

Coaching Career

2019	Miami Running Backs
2018	Kansas State Running Backs
2015-17	Akron Running Backs
2014	Garden City C.C. Interim Head Coach / Running Backs
2013	Emmerich Manual H.S. Head Coach
2012	Emmerich Manual H.S. Offensive Coordinator / Running Backs
2007-11	American Heritage H.S. Running Backs / Special Teams
2003-06	Coral Springs Charter Assistant Head Coach

Eric Hickson joined the University of Miami football program in January 2019, accepting the position of running backs coach.

A native of Fort Lauderdale, Hickson comes to UM after spending the 2018 season as running backs coach at his alma mater Kansas State.

In 2018, Hickson helped Wildcats junior running back Alex Barnes lead the Big 12 with 1,355 rushing yards and 12 touchdowns. Overall, Kansas State ranked third in the conference in rushing, averaging 182.6 yards per game.

Prior to his one-year coaching stint in Manhattan, Hickson spent three seasons as running backs coach at Akron, where he helped the Zips earn a pair of bowl berths, including the 2017 campaign in which Akron won the MAC East Division and played in the Boca Raton Bowl.

During the 2017 season, Hickson helped piece together a backfield that saw four different starters combine for 1,282 yards and 12 touchdowns, while the position combined for another 1,000-yard season in 2016. Hickson tutored Conor Hundley during his senior campaign of 2015 as he left the program with over 2,000 career rushing yards to rank 11th in school history.

In 2015, Akron running back Conor Hundley led the Zips, rushing for 911 yards and 10 touchdowns on 202 carries. He finished his career at No. 11 in career rushing with 2,155 yards.

Hickson joined the Zips after serving as the interim head coach, running backs coach and outgoing recruiting coordinator at Garden City (KS) Community College in 2014.

Prior to joining the Broncbusters, Hickson coached at Emmerich Manual High School in Indianapolis for two seasons, serving as the head coach his last year. He launched his coaching career in the

high school ranks in South Florida, first as assistant head coach at Coral Springs Charter School (2003-06) and then as running backs and special teams coach at American Heritage (2007-11).

The all-time leading rusher in Kansas State football history with 2,537 yards on 507 carries upon graduation, Hickson also set career records with 507 carries and 26 rushing touchdowns while posting 10 performances of 100-yards in his 42-game collegiate career. A three-year starter and four-time letterwinner for the Wildcats, he was the season's leading rusher in 1995, 1997, and 1998. He was named All-Big 8 as a sophomore and was a two-time All-Big 12 Conference selection. The two-time team captain also played in the All-Star Gridiron Classic. A dual-sport athlete, Hickson also ran track at KSU, recording a 6.31 in 55-meter indoors.

Hickson signed with the Tampa Bay Buccaneers as an undrafted free agent in 1999. In 2001, Hickson played for the XFL's Birmingham Thunderbolts. He spent the 2002 season in the Arena Football League.

A native of Fort Lauderdale, Fla., Hickson earned a bachelor's degree in criminal justice from Kansas State in 1998.



JONATHAN PATKE

Strikers / Special Teams Coordinator | Fourth Season at Miami (Seventh Overall)

Jonathan Patke is entering his second season as Miami's strikers coach in 2019 and first as special teams coordinator.

Patke joined the Miami football coaching staff before the start of spring practice in 2016 and served as the team's quality control analyst for Hurricanes' defensive unit for the 2016 and 2017 seasons. He was elevated to outside linebackers coach prior to the 2018 season, where Miami's defense ranked among the nation's best in several categories.

The Hurricanes were ranked No. 4 in the nation in total defense in 2018 and were No. 1 in team tackles for loss, passing yards allowed and third down defense.

In Patke's second season as a quality control analyst in 2017, the Hurricanes ranked among the nation's leaders in several defensive categories, including first nationally in team sacks, third nationally in tackles for loss and ninth nationally in opponent yards per play. Thanks in large part to its dominating defense, Miami also ranked No. 5 nationally in turnover margin, No. 8 nationally in fumbles recovered and No. 15 nationally in passes intercepted.

Miami's defense served as one of the top units both in the ACC and nationally in Patke's first season at Miami in 2016.

At the conclusion of the 2016 season, Miami was ranked No. 20 nationally in total defense (up from No. 69 the previous season), No. 9 in yards per play (No. 86 in 2015), No. 12 in scoring defense (No. 77 in 2015), No. 5 in tackles for loss (No. 105 in 2015), No. 22 in team sacks (No. 70 in 2015) and tied for No. 8 in defensive touchdowns allowed (No. 61 in 2015).

Miami was the only team in the country to start three true freshmen linebackers, and the Hurricanes' trio of Zach McCloud, Michael Pinckney and Shaquille

Quarterman helped anchor the unit. In his former role, Patke worked directly with Miami defensive coordinator Manny Diaz and assisted with the Hurricane linebackers.

In addition, Patke broke down film and provided scouting reports to the defensive staff.

Patke arrived in Coral Gables after he spent the 2015 season at Mississippi State where he also worked with Diaz on the defensive side of the ball, serving as a graduate assistant.

During his lone season in Starkville, Patke helped guide the Bulldogs to a 9-4 record and a victory in the 2015 Belk Bowl in Charlotte, N.C. In addition, the Bulldogs set the school record for tackles for loss and ranked 10th nationally during the 2015 campaign.

Before joining the coaching staff at Mississippi State, Patke also worked with Diaz at Louisiana Tech during the 2014 campaign and helped guide the Bulldogs to a 9-5 record. Louisiana Tech also captured the 2014 Heart of Dallas Bowl, defeating Illinois 35-18.

Louisiana Tech defensive unit ranked No. 1 in the country in turnovers gained and interceptions. The Bulldogs also ranked second nationally in tackles for loss.

Patke began his coaching career in 2011 at University of The Incarnate Word, working with current Miami safety coach Ephraim Banda. He spent two years at UIW and earned his master's degree in business administration with an emphasis on sports management.

Patke received his undergraduate degree in business administration from Stephen F. Austin State University in 2008. He also played linebacker at SFA for four years (2004-08) and was a three-year starter.

PATKE FILE

Hometown: Houston, Texas
College: Stephen F. Austin, '08
Birthdate: May 31, 1986

Coaching Career

2019	Miami
	Strikers / Special Teams Coordinator
2018	Miami
	Outside Linebackers
2016-17	Miami
	Quality Control Analyst
2015	Mississippi State
	Graduate Assistant
2014	Louisiana Tech
	Graduate Assistant
2012-13	Incarnate Word
	Graduate Assistant

COACHES & STAFF



MIKE RUMPH

Cornerbacks | Fourth Season at Miami (Ninth Overall)

Mike Rumph is entering his fourth season as the Hurricanes' cornerbacks coach.

The Hurricanes were ranked No. 4 in the nation in total defense in 2018 and were No. 1 in team tackles for loss, passing yards allowed and third down defense.

Under Rumph's guidance, cornerback Trajan Bandy enjoyed a breakout season in 2018, earning third-team All-ACC honors, while Michael Jackson, Sr., was selected in the fifth round of the 2019 NFL Draft by the Dallas Cowboys after another standout year.

The Hurricanes ranked among the nation's leaders in several defensive categories in 2017, including first nationally in team sacks, third nationally in tackles for loss, ninth nationally in opponent yards per play and 15th nationally in passes intercepted. Three members of the Hurricanes secondary earned All-ACC recognition in 2017: Jackson, Sr. (second team), Jaquan Johnson (second team) and Malek Young (honorable mention).

Miami's defensive backfield enjoyed vast improvements under Rumph's guidance in 2016.

Senior defensive back Corn Elder earned ACSMA All-ACC second-team honors and served as one of Miami's top defensive playmakers.

At the conclusion of the 2016 season, Miami was ranked No. 20 nationally in total defense (up from No. 69 the previous season), No. 9 in yards per play (No. 86 in 2015), No. 12 in scoring defense (No. 77 in 2015), No. 5 in tackles for loss (No. 105 in 2015), No. 22 in team sacks (No. 70 in 2015) and tied for No. 8 in defensive touchdowns allowed (No. 61 in 2015).

Rumph, a member of the Hurricanes' 2001 national championship team, returned to his alma mater after spending the previous three seasons as the head coach at American Heritage High School in Plantation, Fla.

During his three seasons as head coach, Rumph guided the Patriots to three straight Florida High School Athletic Association (FHSA) state playoff appearances and compiled an overall record of 39-6 in one of Florida's most competitive districts.

Rumph wasted little time making his mark on the local high school coaching scene, as his 2013 and 2014 squads claimed 5A FHSA State Championships, defeating its opponents by a combined score of 104-8 in the final game. American Heritage became just the second school in Broward County history to win back-to-back state football championships.

In 2013 and 2014, Rumph was recognized for his work on the sidelines as he was selected as a coach for the U.S. Army All-American Bowl in San Antonio.

Before taking over as the head coach at American Heritage, Rumph served as the team's defensive coordinator for two seasons.

In addition, Rumph served as the boys and girls track and field head coach. In 2011, his boys and girls track and field teams captured the state championship. Following the year, Rumph was named the 2011 Miami Herald Track and Field Coach of the Year.

As a player at the University of Miami, Rumph earned all-conference honors during his junior and senior seasons. As a senior, Rumph finished with 117 tackles and six interceptions as he helped the Hurricanes to the 2001 National Championship.

Following the 2001 campaign, Rumph was selected in the first round of the 2002 NFL Draft with the 27th overall selection by the San Francisco 49ers. He played four seasons in San Francisco before concluding his pro career in 2006 with the Washington Redskins.

Rumph and his wife, Veronica, have two children: Jalen and Sienna.

RUMPH FILE

Hometown: Boynton Beach, Fla.
College: University of Miami, 2002
Birthdate: Nov. 8, 1979
Wife: Veronica
Children: Jalen and Sienna

Coaching Career

2016-present	Miami Cornerbacks
2013-2015	American Heritage Head Coach
2011-2012	American Heritage Defensive Coordinator

COACHES & STAFF



TODD STROUD

Assistant Head Coach / Defensive Line | First Season at Miami (34th Overall)

Todd Stroud was named the University of Miami's Assistant Head Coach / Defensive Line on March 5, 2019.

Stroud most recently served as associate head coach and defensive coordinator at Akron, where he spent the past seven seasons.

Throughout his career, Stroud has tutored numerous NFL Draft picks and developed nationwide recruiting ties. During the 2006 NFL Draft, three of Stroud's North Carolina State defensive linemen were first-round selections, including top overall pick Mario Williams by the Houston Texans. He was the head coach at West Alabama from 1994-96.

In 2018, the Zips' defense ranked third in the Mid-American Conference in third-down defense, third in passing efficiency defense and forced 21 turnovers, including two pick-sixes in a 39-34 win at eventual Big Ten West champion Northwestern - Akron's first win over a Big Ten opponent since 1894. The Zips improved from 91st in yards per play to 36th nationally, and from 66th in yards per pass attempt to 21st in the country.

In 2017, as Akron's assistant head coach, defensive line coach and recruiting coordinator, Stroud helped the Zips advance to the MAC Championship Game for only the second time in school history. Akron finished seventh in the nation in interceptions (19), and ranked eighth in defensive touchdowns and 19th in turnover margin.

In 2015, Akron's rushing defense led the MAC and ranked third nationally, yielding just 92.9 yards per game. In 2014, the Zips ranked in the Top 40 nationally in eight defensive categories, while the defensive line racked up 194 tackles, 13 sacks and 34.5 tackles for loss. Akron's 2013 defensive line amassed 21 sacks and 37.5 tackles for loss.

Prior to his stint at Akron, Stroud coached two seasons at Colorado State. He coached tight ends and fullbacks in 2010 in addition to serving as recruiting coordi-

nator. In 2011, Stroud shifted to defensive line coach. From 2007-09, Stroud was the head strength and conditioning coach at his alma mater, Florida State.

That followed an eight-year run at N.C. State, first as director of strength and conditioning from 1999-2004, and then as associate head coach/defensive line from 2004-06. In 2004, Stroud helped the Wolfpack allow just 221.4 yards per game and 102.4 rushing yards per game, both of which rank second in school history. In 2005, Williams set single-season school records in both sacks (14.5) and tackles for loss (27.5). Williams (Texans), Manny Lawson (San Francisco 49ers) and John McCargo (Buffalo Bills) were all selected in the first round of the 2006 NFL Draft.

Five of his NC State players were selected in NFL drafts; three of those linemen went in the first round of the 2006 NFL Draft.

Stroud was the head strength and conditioning coach at Memphis (1997-99) prior to his three-year head coaching stint at West Alabama. In 1993, as the head strength and conditioning coach at Auburn, Stroud helped the Tigers to an 11-0 regular season, which earned them a No. 4 ranking in the final Associated Press poll. Stroud was the defensive line and strength and conditioning coach at Samford from 1987-93. He got his start in coaching in 1986 as the defensive line coach at UCF and then a weight room assistant at Florida State.

Stroud played nose guard for the Seminoles from 1983-85 and was team captain his senior season. He earned a bachelor's degree in physical education from Florida State and a master's degree in athletics administration from UAB.

Stroud and his wife, Marianne, have four children: daughters Jessica, Alexandra, and Chelsea, and son Stone.

STROUD FILE

Hometown: St. Petersburg, Fla.

College: Florida State, 1985

Birthdate: December 17, 1963

Wife: Marianne

Children: Jessica, Alexandra, Chelsea, Stone

Coaching Career

2019 Miami Assistant Head Coach / Defensive Line

2018 Akron Associate Head Coach / Defensive Coordinator

2016-17 Akron Assistant Head Coach / Defensive Line

2012-15 Akron Defensive Line

2011 Colorado State Defensive Line

2010 Colorado State Tight Ends / Fullbacks

2007-09 Florida State Strength & Conditioning

2004-06 NC State Associate Head Coach / Defensive Line

1999-2004 NC State Strength & Conditioning

1997-99 Memphis Strength & Conditioning

1994-96 Western Alabama Head Coach

1993 Auburn Strength & Conditioning

1987-93 Samford Defensive Line / Strength & Conditioning

1986 Florida State Weight Room Assistant

1986 UCF Defensive Line

COACHES & STAFF



TAYLOR STUBBLEFIELD

Wide Receivers | First Season at Miami (Ninth Overall)

STUBBLEFIELD FILE

Hometown: Yakima, Wash.

College: Purdue, 2005

Birthdate: Jan. 21, 1982

Wife: Lisa

Children: Jagger

Coaching Career

2019	Miami Wide Receivers
2017-18	Air Force Wide Receivers
2016	Toronto Argonauts (CFL) Wide Receivers
2014-16	Utah Wide Receivers
2013	Wake Forest Wide Receivers
2012	New Mexico Wide Receivers
2011	Central Michigan Wide Receivers
2009-2010	Illinois State Wide Receivers
2008	Eastern Michigan Graduate Assistant
2007	Central Washington Wide Receivers

Taylor Stubblefield joined the University of Miami football program in January 2019, accepting the position of wide receivers coach.

A record-setting wide receiver during his playing days at Purdue, Stubblefield comes to UM after two seasons as wide receivers coach at the Air Force Academy.

Stubblefield's receivers averaged 17.7 yards per catch over his two seasons in Colorado Springs. In 2018, senior Marcus Bennett caught 24 passes for 465 yards and three scores and finished his career with an average of 21.6 yards per catch, ranking fifth in Falcons history.

In 2016, Stubblefield coached wide receivers for the Toronto Argonauts of the Canadian Football League, helping Kenny Shaw top the 1,000-yard receiving mark on 77 receptions.

Prior to his CFL stint, Stubblefield had college coaching stops at Utah (2014-15), Wake Forest (2013), New Mexico (2012), Central Michigan (2011), Illinois State (2009-10), Eastern Michigan (2008) and Central Washington (2007).

During his season in Winston-Salem, Stubblefield helped Michael Campanaro earn second-team All-Atlantic Coast Conference honors. Stubblefield coached under Hurricanes offensive coordinator Dan Enos at CMU, where he coached three third-team all-Mid-American Conference receivers in Titus Davis, Courtney Williams and Cody Wilson.

In his two years at Illinois State, Stubblefield mentored three all-Missouri Valley Football Conference honorees, including first-team receiver Eyad Salem. Salem set a school record for receptions in a season with 92. Stubblefield also had two receivers named to the MVFC all-Newcomer team during his time at Illinois State.

As a wide receiver at Purdue, Stubblefield was a consensus All-America selection and a 2004 finalist for the Biletnikoff Award, presented to the nation's out-

standing receiver. He finished his career (2001-04) with a then-NCAA record 316 receptions, ranking second in Big Ten history with 3,629 receiving yards. His 16 receiving touchdowns in 2004 are a Boilermakers single-season record.

After graduating from Purdue in 2005, Stubblefield had professional stints with the National Football League's Carolina Panthers and St. Louis Rams as well as the CFL's Hamilton Tiger-Cats.

Stubblefield and his wife, Lisa, have a son, Jagger.

COACHES & STAFF



DAVID FEELEY

Strength & Conditioning | First Season at Miami (14th Overall)

David Feeley was hired as the University of Miami's Director of Strength and Conditioning for Football, head coach Manny Diaz announced on January 5, 2019

A native of Brick, N.J., Feeley is a 2004 graduate of Plymouth State University, where he was a member of the football team for four years, serving as team captain during his senior season.

Feeley arrived to UM after spending the past two seasons at Temple University. Overall, 2019 will mark Feeley's 14th season in college football.

Feeley is married to the former Ann Marie DeGiglio. The couple has a daughter, Laura Marie, and son, John Francis.

FEELEY FILE

Hometown: Brick, N.J.
 College: Plymouth State, 2004
 Birthdate: April 15, 1981
 Wife: Ann Marie
 Children: Laura, John

Coaching Career

2019	Miami
	Director of Strength & Conditioning
2017-18	Temple
2016	South Carolina
2011-15	Ball State
2008-10	FIU
2006-07	UNLV

"David is an outstanding coach who has a strong track record of motivating players to help them reach their full potential," Diaz said upon his hire. "The culture we're putting into place and the tone we set for the upcoming season starts in the weight room when our players return to campus. That's why this hire was so critical and I'm thrilled to welcome David to the Miami program."

Feeley helped the Owls compile a 15-11 record and advance to two bowls in his two seasons in Philadelphia. Prior to his stint at Temple, Feeley served as assistant strength and conditioning coach at the University of South Carolina for one season, where the Gamecocks earned a bid to the Birmingham Bowl.

Before arriving at South Carolina, Feeley worked as the director of football strength and conditioning at Ball State from 2011-15. During that time, he helped the Cardinals earn two bowl appearances and also assisted with the women's basketball team that made three consecutive NIT appearances.

From 2008-2010 Feeley was the assistant strength and conditioning coach at FIU. In 2010, he helped guide the Panthers to a 7-6 record and a win in the Little Caesar's Pizza Bowl -- the first bowl win in program history. Feeley also assisted with women's tennis, softball and baseball during his three years at FIU.

Feeley began his professional career as an intern at Rutgers and South Florida before becoming the strength and conditioning graduate assistant for football, women's track, softball and baseball at UNLV from 2006-07.



DALLAS CRAWFORD
GRADUATE ASSISTANT /
CORNERBACKS
MIAMI (2015)

Dallas Crawford begins his first season as a graduate assistant with the Hurricanes in 2019, working with the team's cornerbacks.

Prior to his current role, Crawford spent the 2018 season on the Akron coaching staff and the 2017 season as a quality control analyst with the Georgia Bulldogs.

A native of Fort Myers, Fla., Crawford was a four-year letterwinner for the Hurricanes from 2012-2015. He was elected one of three team captains prior to his senior season at Miami.



STEVE HASHEMI
GRADUATE ASSISTANT /
OFFENSIVE LINE
CONNECTICUT (2018)

Steve Hashemi begins his first season as a graduate assistant with the Hurricanes in 2019, working with the team's offensive line.

Prior to his current role, Hashemi spent the 2018 season as the running backs coach at Trinity College in Connecticut.

A native of Trumbull, Conn., Hashemi was a three-year letterwinner with the Connecticut Huskies (2015-17) and was a three-time American Athletic Conference All-Academic selection.

Following his senior year, Hashemi was the recipient of the John L. Toner Scholar Athlete Award, recognizing a senior member of the football program who has demonstrated outstanding academic performance and citizenship while making a significant contribution to the overall success of the team. He earned a bachelors degree in economics with a minor in political science.



DANNY KALTER
GRADUATE ASSISTANT /
SPECIAL TEAMS
MIAMI (2017)

Danny Kalter begins his third season as a graduate assistant with the Hurricanes in 2019, working with the team's special teams units.

Prior to his current role, Kalter served as a student volunteer at Miami for the 2013-2016 seasons.

A native of Pembroke Pines, Fla., Kalter graduated from the University of Miami in 2017.



JAKE SWALLEY
GRADUATE ASSISTANT /
DEFENSIVE LINE
ARKANSAS STATE (2017)

Jake Swalley begins his first season as a graduate assistant with the Hurricanes in 2019, working with the team's defensive line.

Prior to his current role, Swalley spent two seasons on the Louisiana Tech coaching staff from 2017-18, working with the Bulldogs' defensive line.

A native of Overland Park, Kan., Swalley graduated from Arkansas State in 2017 after playing two seasons with the Red Wolves.



JOEL RODRIGUEZ
SENIOR QUALITY CONTROL
ANALYST / OFFENSE
MIAMI (2005)

Joel Rodriguez, a former lineman at the University of Miami, begins his fifth year as a member of the Hurricanes staff in 2019 and first as senior quality control analyst for the offense.

Rodriguez previously served as director of player development for Miami defense from 2015-18. Rodriguez returned to Coral Gables following an impressive three-year tenure at Fordham University, where he primarily worked with the offensive line and served as the run game coordinator. Under his watchful eye, the Fordham offense enjoyed a record-setting year with four of the five starting linemen earning All-Patriot League honors in 2014. The line blocked for freshman running back Chase Edmonds, who won the 2014 Jerry Rice Award as the top NCAA FCS freshman as well as the 2014 Patriot League Rookie of the Year award.

In 2014, the Rams led the Patriot League in passing offense, total offense and scoring offense, while on the national level the Rams ranked fourth in passing offense (326.1 yards/game) in the NCAA FCS and ranked among the top ten in scoring offense (40.6 points/game – fifth), team passing efficiency (156.23 – third), total offense (494.1 yards/game – seventh) and first downs (331 – ninth).

In 2013, the Fordham running game was a key to the Rams' success as the team set school records for scoring (526 points), passing offense (5,052 yards) and total offense (7,214), with linemen Mason Halter and Tom Fisher leading the way as each earned First Team All-Patriot accolades at season's end with Halter also receiving All-America honors. The Rams also led the NCAA FCS in total offense, averaging 376.4 yards/game.

In 2012, Rodriguez coached an offensive line that helped the Fordham offense average 435.7 yards/game, second-best in the Patriot League and 18th-best in the NCAA FCS, while the Rams scored 31.2 ppg, second in the league and 32nd in the NCAA FCS.

Rodriguez arrived at Fordham after serving as the offensive line coach at Bryant University for four years, helping the Bulldogs make the transition from NCAA Div. II to NCAA FCS. In 2011, Rodriguez guided an offensive line that helped running back Jordan Brown lead the NCAA FCS in rushing, averaging 165.0 yards/game. In 2010, the Bulldogs allowed just 14 sacks in eight conference games, ranking in the top half of the league in that category.


In his first year at Bryant, the Bulldogs enjoyed a tremendously successful inaugural season competing at the Division I level, posting a 7-4 record overall, thanks in part to a strong running game. Prior to his four years at Bryant, Rodriguez was a graduate assistant coach at Mississippi in the spring of 2007.

A 2005 graduate of the University of Miami, Rodriguez was a standout offensive lineman with the Hurricanes from 2001-04, garnering Verizon Academic All-District honors during his career and being named to three BIG EAST All-Academic teams and one ACC All-Academic squad.

After serving as a backup during his first two years, Rodriguez was the starting center and anchor on the offensive line as a junior and senior. Rodriguez played in 11 games as a junior with 10 starts before suffering a season-ending injury against Rutgers. He was named offensive MVP by the Miami coaching staff after an outstanding game in the team's win over in-state rival Florida in 2003.

Rodriguez signed a free-agent contract with the NFL's Tennessee Titans following graduation and was a member of the practice squad in 2005 before being allocated to the NFL Europe Berlin Thunder in 2006.

Rodriguez is a graduate of Monsignor Pace High School where he was named the top-ranked center and fifth-best offensive lineman by Florida Prep Football.



MIKE ZUCKERMAN
SENIOR QUALITY CONTROL
ANALYST / DEFENSE
MIAMI (2012)

Mike Zuckerman is entering his first season serving as senior quality control analyst for defense after spending two seasons (2017-18) as a quality control analyst for the Miami Hurricanes football team. He spent the previous three seasons (2014-2016) as a graduate assistant.

Zuckerman returned to Miami after spending nearly two years as a member of the Rutgers coaching staff. He was a player development assistant in 2013 and was elevated to graduate assistant in 2014 before leaving for Miami.

Prior to Rutgers, Zuckerman spent three years working as a student with the Hurricanes. He earned his start as a volunteer operations assistant before serving as a volunteer offensive assistant for the Hurricanes. Zuckerman got his start in coaching at New Rochelle (N.Y.) High School in 2008, working with the offensive and defensive lines as an assistant coach.

A 2012 University of Miami graduate, Zuckerman was a four-year member of the New Rochelle football team, including serving as captain as a senior.



JESSE BYRD
QUALITY CONTROL ANALYST
/ DEFENSE
CALIFORNIA UNIVERSITY OF
PENNSYLVANIA (2013)

Jesse Byrd begins his first season as a quality control analyst with the Hurricanes in 2019, working with the team's defense.

Byrd is entering his third season working with the Hurricanes overall; he spent the 2017 season as a player personnel assistant and was a defensive assistant in 2018.

Prior to Coral Gables, Byrd made stops at Millsaps College,

and as a defensive backs coach, and Lenoir-Rhyne, as an offensive graduate assistant. He started his career a student assistant coach at his alma mater, California University of Pennsylvania, from 2011-13 and was a the outside linebackers coach in 2014 and 2015.

Byrd, who spent time as a personnel assistant with the Buffalo Bills in 2014, graduated from Cal U in 2013 with his bachelor's degree in sport management. He earned his master's from Cal U in 2015.

Byrd and his wife, Emily, live in Miami.




DAVID PARKER
QUALITY CONTROL ANALYST
/ OFFENSE
ARKANSAS (2015)

David Parker enters his first season as a quality control analyst with the Hurricanes in 2019, working with the team's offense.

Parker arrives in Coral Gables after spending the 2017 and 2018 seasons as a quality control coach with the Minnesota Golden Gophers. Prior to Minnesota, Parker was a quality control coach for the Arkansas Razorbacks, working with the defense. During his time at Arkansas, he worked with Miami offensive coordinator Dan Enos.

Parker served on the Arkansas football staff as a student assistant from 2012-15, working primarily with running backs as well as the offensive and special teams scout teams.

Parker graduated from Arkansas in 2015 with a bachelor's degree in political science.



JESSE STONE
QUALITY CONTROL ANALYST
/ OFFENSE
ARKANSAS (2015)

Jesse Stone begins his first season as a quality control analyst with the Hurricanes in 2019, working with the team's offense.

Prior to Coral Gables, Stone spent the prior three seasons as a graduate assistant at Georgia, working with the Bulldogs' quarterbacks.

Stone, who graduated from the University of Arkansas in 2015, spent one season playing quarterback at Arkansas Tech (2010). He also made stops at Hutchinson Junior College and Ouachita Baptist. During his two years at Arkansas, he worked under Miami offensive coordinator Dan Enos.

Stone and his wife, Haley, live in Miami.



DON CORZINE
DIRECTOR OF FOOTBALL
OPERATIONS
 INDIANA (1999)

Former Arizona Cardinals scout Don Corzine is in his eighth year as the Director of Operations for the University of Miami football program.

In his current role, Corzine oversees the day-to-day operations of the Miami football team with responsibilities including team travel, staff coordination and budget control.

Prior to joining the Hurricanes' staff, Corzine had spent the previous seven years with the Arizona Cardinals and was the organization's east coast scout for his last four years. He joined the organization in June 2005 as its northeast scout.

Prior to his jump to the NFL, Corzine served as the Director of Football Operations at Connecticut from 2000-2005 under current Maryland Terrapins head coach Randy Edsall. While at UConn, Corzine was responsible for coordinating team travel, pre-season camp and player housing. He also designed and implemented a recruiting evaluation system, while organizing and coordinating clinics and recruiting visits.

Before being named Director of Football Operations at UConn, he was an assistant coach and recruiting coordinator for the Huskies from March 1999 to May 2000. During his six-year tenure in Storrs, Conn., he directed the Randy Edsall Football Camp; he organized and administered housing, budgeting and scheduling for the camp, while also hiring and assigning camp staff.

A native of Canton, Ohio, Corzine graduated from Indiana University in 1999 with a bachelor's degree in sport management. Following graduation, he spent eight months as a graduate assistant at Ball State.



JUSTIN WELLS
ASSISTANT DIRECTOR /
FOOTBALL OPERATIONS
 CONNECTICUT (2013)

Justin Wells is entering his fifth year on the Miami Hurricanes' football staff and his third as assistant director of football operations.

In his current capacity, Wells coordinates the day-to-day responsibilities of the football program and oversees the football operations intern program, among other duties. Wells also assists with travel coordination (including hotels, airfare and buses), serves as liaison between Miami Football and the rest of the athletics department, oversees all of the Manny Diaz Football Camps and handles all purchasing for football.

Wells spent the 2015 and 2016 seasons at Miami as a football operations assistant, where he was responsible for assisting with day-to-day operations and coordinating the team's nutrition following practice. During the 2014 season, Wells served as a football operations volunteer with the Hurricanes.

Wells arrived in Coral Gables after a stint with the Arizona Rattlers of the Arena Football League in Phoenix, Ariz. During his time with the Rattlers, Wells worked with football operations, scouting and equipment.

A native of Beacon Falls, Conn., Wells graduated from the University of Connecticut in 2013 with a degree in sport management and a minor in business.

During his time as a student at UConn, Wells worked two years in the Huskies' athletics department, serving as an event operations intern.



JORGE BAEZ
DIRECTOR OF PLAYER
DEVELOPMENT / OFFENSE
 FIU (2003)

Jorge Baez begins his sixth season with the Miami Hurricanes football program, serving as the director of player development for the offensive side of the ball - a role he has held since the 2016 season.

In 2015, Baez held the role of director of on-campus recruiting with the Hurricanes' football program. Baez spent the 2014 season with Miami as the program's assistant director of player personnel. In this capacity, Baez assisted with recruiting and gameday operations.

The Miami native also spent the 2003-05 seasons under head coach Larry Coker. During these three seasons with the Hurricanes, Baez gained valuable experience as he assisted in a variety of capacities and helped Miami make three straight bowl appearances, including the 2003 FedEx Orange Bowl, while the Hurricanes posted a record of 31-7 during that stint.

Prior to joining the Hurricanes staff in 2014, Baez spent the 2013 season as Gulliver Prep's offensive coordinator.

Before arriving at Gulliver Prep, Baez spent two seasons at Southern University in Baton Rouge, La.

During his two-year stint at Southern University, Baez served as the program's passing game co-coordinator and wide receivers coach.

In his first season as the program's wide receiver's coach, Baez made an immediate impact on the performance of the Southern receiving corps as the passing offense ranked No. 28 nationally and No. 1 in the SWAC, averaging 248.0 yards per game.

In his two seasons at Southern, Baez tutored three All-SWAC wide receivers (Mike Berry - 2011, LaQuiton Evans - 2011 and Lee Doss - 2012). In addition, Baez recruited and coached All-American wide receiver and Miami native Willie Quinn.

Before his arrival at Southern, Baez served as the offensive coordinator and recruiting coordinator at Lambuth University in Jackson, Tenn.

Prior to Baez' stop at Lambuth, the energetic coach held stints guiding prospects to successful collegiate and professional careers. In 2009, Baez mentored a pair of record-setting receivers at Ole Miss in Shay Hodge and Dexter McCluster. Hodge and McCluster would eventually go on to earn first-team All-SEC honors. Hodge became the first player in Ole Miss history to top 1,000 yards receiving (1,135) and led the SEC in both yards and catches (70), while ranking third in the conference with eight TD receptions. He finished as the Ole Miss all-time leader in receiving yards.

A dual-purpose threat, McCluster became the first SEC player ever with 1,000 yards rushing and 500 yards receiving in the same season. He ended his career No. 2 on the Ole Miss all-time all-purpose yardage list.

In 2008, Baez helped Houston Nutt's Rebels reverse their fortunes, as the team posted a 9-4 record, won the Cotton Bowl and earned a No. 14 final national ranking.

In his second season with the Rebels, Baez mentored a Rebel receiving corps that produced current Miami Dolphins wide receiver Mike Wallace. Wallace entered the NFL after he was selected by the Pittsburgh Steelers in the third round.

Baez coached one season at the prep level before arriving in Oxford. He served as the receivers coach at Miami Palmetto High School in 2006 before holding the same post at Gulliver Prep in spring 2007.

As a player, Baez competed for Upper Iowa University 1998-2000 and later earned a bachelor's degree in 2003 from Florida International University, where he also worked one season with the football staff as a student assistant.

Baez is married to the former Laura Jaca, and the couple has two sons, Robert and Jorge, and a daughter, Chloe.



ALEX DEVINE
ASSISTANT DIRECTOR OF
PLAYER DEVELOPMENT /
DEFENSE
MISSISSIPPI STATE (2015)

Alex Devine begins his fourth season with the Miami Hurricanes football program and first as assistant director of player development in 2019.

Devine, who arrived in Coral Gables in 2016 following two seasons as a student assistant at Mississippi State, spent his first three seasons at The U as a defensive line graduate assistant (2016-18).

During his two seasons as a student assistant with the Bulldogs, Devine worked primarily with the Bulldogs' defensive line.

Devine played two seasons at Mississippi Delta Community College where he started at offensive line during the 2011 and 2012 seasons.

The Winona, Miss. native earned his degree in sport studies from Mississippi State in 2015.



ANDY VAUGHN
DIRECTOR OF PLAYER
PERSONNEL
NORTH GREENVILLE (2003)

Andy Vaughn joined the Miami Hurricanes football program in March of 2019 and serves as the Hurricanes' director of player personnel.

Vaughn came to Miami after spending the 2018 season at Arizona, where he was the Wildcats' senior director of recruiting and high school relations. Prior to Arizona, Vaughn spent three years at Nebraska as director of football & recruiting operations, where he was responsible for spearheading all aspects of the Cornhuskers football program related to recruiting.

Vaughn spent three seasons (2012-2014) at Nevada as the Wolf Pack's director of player personnel. He arrived at Nevada after a successful four-year run at Middle Tennessee State, where he was the coordinator of player personnel. At MTSU, Vaughn's duties included all NCAA compliance-related activities for the Blue Raider football program, assisting the recruiting coordinator in all phases of the day-to-day planning and execution, and overseeing all football camp activities.

A South Carolina native, Vaughn was on the staff at Clemson, where he served as an assistant for football operations, assisting in administrative operations, travel logistics, recruiting, and community relations. Vaughn also developed a high school relations program for the Tigers while serving as the team liaison for the 2005 Champs Sports Bowl.

Vaughn was also a member of the Clemson staff in 2003 as a recruiting assistant. During both tenures at Clemson, Vaughn helped the Tigers land nationally ranked top-25 recruiting classes.

Prior to joining the Clemson staff, Vaughn was a letterwinner at North Greenville University, where he played on the first bowl team in school history.

Vaughn earned a degree in sports management and business administration from North Greenville University in 2003. He also has a master's degree in physical education and sports administration from Florida State University (2005).

Vaughn and his wife, Jahna, have a son, Brayden, and a daughter, Kennedy.



DAVID COONEY
DIRECTOR OF RECRUITING
FAU (2005)

David Cooney, who has deep roots in the south Florida football community, is in his first season as the Hurricanes' director of recruiting.

Prior to his current role, Cooney spent two seasons as a quality control analyst for the Hurricanes football program, assisting with wide receivers.

Before his arrival to Coral Gables, Cooney served as offensive coordinator for the Miami Southridge Spartans, who won the 2016 8A state championship under his guidance.



EDWIN PATA
ASSISTANT DIRECTOR /
RECRUITING
FLORIDA STATE (2006)

Edwin Pata is in his first season as the Hurricanes' assistant director of recruiting.

A Miami native, Pata spent the past five seasons as an assistant coach at Florida A&M, coaching the offense line in his second stint with the Rattlers. Prior to rejoining Florida A&M, Pata spent three seasons (2010-13) on the FIU Panthers staff.

In his first job at FAMU under head coach Joe Taylor (2008-10), Pata was the tight ends coach, producing All-MEAC tight ends Taj Jenkins and Max Purcell. He helped lead the Rattlers to a share of the 2010 MEAC title.

After spending his first year of eligibility playing football at FIU, Pata transferred to Florida State to complete his playing career as a tight end and undergraduate education.

Pata earned his master's degree from Florida A&M in 2010. He is an alumnus of North Miami High School, where he was an all-state tight end.

In his spare time, he works with the Bryan Pata Foundation, which he started in the name of his brother, a four-year defensive lineman for the Hurricanes who was tragically killed in November 2006. The foundation provides food and services for those in need, in South Florida and Haiti.



TYLER STEVENS
ASSISTANT DIRECTOR /
PLAYER PERSONNEL
 FROSTBURG STATE (2015)

Tyler Stevens is in his first season as assistant director of player personnel for the Miami Hurricanes football program.

Stevens arrived to Coral Gables in May of 2017 as a player personnel assistant for the Hurricanes. He was promoted to on-campus recruiting coordinator in February of 2018.

A former football player at Frostburg State University in Maryland, Stevens spent two seasons as a graduate assistant at Georgetown, where he coached receivers and earned his master's degree in 2017.

Stevens, a native of Clarksburg, Md., graduated from Frostburg State in 2015 with a bachelor's degree in kinesiology.



DEMARCUS VAN DYKE
ASSISTANT DIRECTOR /
RECRUITING
 MIAMI (2011)

DeMarcus Van Dyke is entering his first season as assistant director of recruiting after spending 2018 as a defensive quality control analyst for the Miami Hurricanes football program.

Van Dyke, who played six seasons in the NFL, graduated from Miami in 2010. He was selected by the Oakland Raiders in the third round of the 2011 NFL Draft after a standout playing career with the Hurricanes.

The Miami Gardens, Fla., native spent the 2017 season as cornerbacks coach at ASA College in Miami. Van Dyke and his wife, Kiawana Griffin-Van Dyke, live in Miramar. The couple has a son, DeMarcus, Jr., and daughter, Kai.



BROOKE WILSON
ASSISTANT DIRECTOR /
PLAYER PERSONNEL /
RECRUITING OPERATIONS
 WESTFIELD STATE (2010)

Brooke Wilson is in her fifth season as the Miami Hurricanes' assistant director of football operations / recruiting relations.

In her role with the team, Wilson assists with day-to-day team operations, team travel, coordinating on-campus recruiting visits and has direct oversight of the team's recruiting assistants.

Prior to her arrival in Coral Gables, Wilson spent two and a half years at Florida Atlantic University where she held the titles of academic advising intern and Interim Director of Football Operations.

While serving as an athletic academic advising intern during the 2012-13 academic season, Wilson mentored 19 at-risk student-athletes. She also facilitated student-athlete academic progress reports and assistant freshman student-athletes with their transition from high school to college.

In addition, Wilson served as a life skills liaison where she coordinated a series of professional development speakers for FAU's 2013 Spring Workshop Series.

Prior to the 2013 season, Wilson transitioned to the FAU football team where she played a key role in all of the team's day-

to-day activities, serving as the school's Intercollegiate Athletics Coordinator for Football.

Following the 2013 campaign, Wilson was elevated to the title of Interim Director of Football Operations – a role she held for the entire 2014 season.

During 2014, Wilson organized and implemented all team travel, meals, hotels and gameday operations for over 140 individuals, which included players and team personnel. In addition, Wilson structured and implemented all official and unofficial recruiting visits, while managing FAU head coach Charlie Partridge's daily schedule.

Wilson received her bachelor's degree in communications from Westfield State University in 2010 and her master's degree in counseling in 2012.

While obtaining her master's degree at Bloomsburg University, Wilson served as a graduate assistant in the sports information office.

She also assisted the Student-Athlete Advisory Committee in implementing fundraising and community engagement events, frequently developing content for the SAAC website and athletics page. Wilson – a New England native - resides in Miami.



VICTOR ISHMAEL
ASSISTANT STRENGTH &
CONDITIONING COACH
 SOUTH CAROLINA STATE
 (1987)

Victor Ishmael is currently in his 18th year at the University of Miami, and completing his 21st year in collegiate strength and conditioning.

A native of Neeses, South Carolina, Ishmael received his Bachelor's degree in English Education from South Carolina State University in 1987. Ishmael is not only certified by Collegiate Strength and Conditioning Coaches Association (CSCCA) as a Master Strength Coach, but also by the National Strength and Coaches Association (NSCA, as a Certified Strength and Conditioning Specialist (CSCS), and Registered Strength and Conditioning Coach with Distinction (RSCC*D).

He worked as an Assistant Strength Coach at the University of North Carolina from 1998 to 2001, prior to that he coached at the University of South Carolina from 1997 to 1998 and was a volunteer coach at the University of Georgia during the summer of 1996.

Coach Ishmael is married to Renee Davis Ishmael and they have five kids: Victor Jr, Aiyana, Jabari, Jessica and Marisa.



JORDAN BARBER
ASSISTANT STRENGTH COACH
 TOWSON (2016)

Jordan Barber enters his first year as an assistant strength and conditioning coach at the University of Miami.

Barber comes from Temple University, where he served an assistant strength and conditioning coach for two years (2017-2018). The Temple University team played in two bowl games the 2017 Gasparilla Bowl, and the 2018 Independence Bowl Game.

Prior to working at Temple, Barber worked with a University of Maryland squad that made an appearance in the Quick Lane bowl in 2016. Prior to his stint at Maryland, Barber interned at his

alma mater Towson from 2015-16.

The Baltimore, M.D., native graduated from Towson University in 2016 with a bachelor of science degree in exercise science.



KEVIN KROBOTH
ASSISTANT STRENGTH COACH
TEMPLE (2012)

Kevin Kroboth is entering his first season as an assistant strength and conditioning coach for the Miami Hurricanes football program.

Before Miami, Kroboth worked at Baylor University for two seasons (2017-2018). He served as an athletics performance coach with the Baylor football program during his time there.

Kroboth went to Baylor after spending five seasons at his alma mater Temple University. His last three years (2014-2016) he served as an assistant strength and conditioning coach prior to his first two seasons as a graduate assistant.

The Temple football letterman was a member of two bowl teams with the Owls and a member of the school's all-time winningest senior class. A 2011 All-Mid-American Conference honoree at safety, Kroboth started all 13 games as a senior, one of only nine Owls to start every game. He finished the 2011 season second in tackling with 76 stops, a team-best seven break-ups, and three interceptions. Kroboth played in the 2011 Casino Del Sol All-Star Game following his senior season and was a free agent for the Oakland Raiders. He was named the team's 2008 Special Teams MVP as a true freshman.

The Nazareth, Pa., native earned both bachelors and master's degrees from Temple University.



CHAS DODD
ASSISTANT STRENGTH COACH
RUTGERS (2014)

Chas Dodd is entering his first season as an assistant strength and conditioning coach for the Miami Hurricanes football program.

Before Miami, Dodd worked at the University of South Carolina for three seasons (2016-2018). He served as a strength & conditioning graduate assistant during his time there.

Dodd went to South Carolina after spending one year as an assistant football coach/strength & conditioning coach at Opelika HS in Alabama. Prior to that, Dodd played one year of professional football in the IFL (Italian Football League). Dodd was the quarterback for the 2015 Lazio Marines where led the league with 295.8 passing yards per game. Following the season, he was honored as the league's player of the year by *IFL Magazine* in Italy.

Before his short stint in Italy, Dodd was a four year letter winner at Rutgers University. He was a member of three bowl teams with the Scarlet Knights and a member of the Big East All-Academic Football Team. Dodd won Big East Offensive Player of the Week for his performance during his first career start where he threw for 322 yards and two touchdowns in a come from behind victory against the UConn Huskies. Dodd threw for a career 24 touchdowns and more than 4,000 passing yards.

The Lyman, SC native earned his bachelors at Rutgers and a master's degree at California University of Pennsylvania.



KYLE BELLAMY
DIRECTOR OF FOOTBALL
NUTRITION & PERFORMANCE
MIAMI (2009)

Kyle Bellamy is in his sixth season at the University of Miami and his fourth as the Hurricanes' director of football nutrition & performance.

In his current capacity, Bellamy oversees the sports nutrition needs for Miami's entire athletics department, including nutrition education, counseling, training tables, body composition analysis and supplement evaluation.

Bellamy, a 2009 Miami alum and former Hurricanes baseball player, is no stranger to the Coral Gables community, as he spent the previous two seasons working in the Hurricanes' strength and conditioning department as a full-time intern.

The Florida native also spent time as a pitching coordinator at Baseball .365 where he oversaw pitchers at the baseball academy in Doral, Fla.

As a player at Miami, Bellamy participated in College World Series with the No. 1-ranked Hurricanes in 2008, when he was a second-team All-American and was invited to play for Team USA. In 2009, Bellamy earned first-team All-America honors, and was named to watch lists for a number of major honors, including the Golden Spikes Award, the Dick Howser Trophy and Stopper of the Year Award.

Following his collegiate career, the Chicago White Sox selected Bellamy in the fifth round of the 2009 MLB First-Year Player Draft.

During his time with the White Sox, Bellamy was recognized as the "Hardest Working Pitcher in the Organization" in 2010 and 2012.



VINNY SCAVO
ASSOCIATE ATHLETICS
DIRECTOR / ATHLETIC
TRAINING
FLORIDA STATE (1983)

Vincent "Vinny" Scavo begins his 14th season working with the University of Miami's athletic training staff and his fourth as the department's Associate Athletic Director for Athletic Training. Scavo also serves as the team's head football athletic trainer.

Scavo rejoined the University of Miami's athletic training staff as its associate athletic trainer and head football athletic trainer prior to the start of the 2011 season.

Scavo has extensive experience as an athletic trainer at the professional, college and high school levels, previously serving as Miami's baseball athletic trainer from 1984-87, including during the Hurricanes' 1985 national championship season.

From 2008-11, Scavo worked as the director of sports medicine services and head athletic trainer at the University of Miami Miller School of Medicine. With the division serving as the official sports medicine provider for the Hurricanes, Scavo worked closely with the team doctors and student-athletes -- relationships that continue in his current capacity within the athletic department.

Scavo worked with both the New York Yankees (1981-83) and Florida Marlins (1992-96) organizations, earning Minor League Athletic Trainer of the Year honors by the Professional Baseball Athletic Trainer Society and Florida State League Class A Baseball Athletic Trainer of the Year in 1994.


After two years as the rehabilitation coordinator for the Marlins' minor and major league teams (1994-96), he was named Director of Sports Medicine at Doctors Hospital and then served as the head athletic trainer at several South Florida high schools for 13 years, working at Miami Southridge (1996-2001), Chamaina-Madonna (2001-06) and Coral Gables (2006-08). Over that time, he developed the curriculum for the Miami-Dade County Public Schools' Coaches Certification Course and the MDCPS Injury Reporting System. In 2006, Scavo was named Florida's High School Athletic Trainer of the Year.

Additionally, he has worked as a certified athletic trainer with the Florida High School Athletic Association (FHSAA) state wrestling tournament since 1998 and worked with USA Baseball during the 1987 Pan American Games, 1991 Olympic trials and 1994 National trials.

Scavo is also an approved clinical instructor and has taught classes in sports medicine at both the high school and college levels since 1987. He served on the executive board of the Athletic Trainers of Florida for six years and has been a member of the Barry University Sports Medicine Advisory Committee since 2000.

Originally from Staten Island, N.Y., Scavo is a 1983 graduate of Florida State with a bachelor's degree in education. He is certified from the National Athletic Trainers' Association and is a licensed athletic trainer.

Scavo and his wife Tammy have three children - Alyssa, Alec and Ariene. In 2014, Scavo was inducted into the Iron Arrow Society.




DANIEL FOWLER
ASSISTANT ATHLETIC
TRAINER
MIAMI (2014)

Daniel Fowler joined the University of Miami athletic training staff in August 2018. He is in his second season as an assistant athletic trainer with the Hurricanes football team.

Prior to joining the Hurricanes staff, Fowler served a brief stint as an Assistant Athletic Trainer with the Florida Atlantic University football and women's tennis programs. He also worked as a Graduate Assistant Athletic Trainer at Florida State University (2015-2017), providing coverage for the swimming and diving, men's basketball, football, women's soccer, and beach volleyball programs. Following his Graduate Assistantship, Fowler worked as an Athletic Training Fellow with the perennially top-ranked Seminole women's soccer team during their 2017 season.

A University of Miami graduate and Florida native, Fowler earned his bachelor's degree (2014) in athletic training. In 2013, Daniel was a pre-season sports medicine staff assistant for the Miami Dolphins. He then went on to receive his Masters of Science in Education from Florida State University (2017).



DJ MILLER
ASSISTANT ATHLETIC
TRAINER
MIAMI (2013)

DJ Miller was hired as an assistant athletic trainer at the University of Miami in August 2018. He will be primarily working with the Hurricane football and women's rowing teams.

A native of Philadelphia, PA, Miller graduated in 2013 from

the University of Miami with a B.S. Ed. in athletic training. He then went on to spend the next two years working as a graduate assistant with the Mississippi State University Bulldogs football team and graduated with a M.S. in exercise physiology in 2015.

Prior to his return to Miami, Miller served as the Head Football Athletic Trainer at Jackson State University from 2016-2018. Before his two-year stint at Jackson State, Miller spent one year at East Mississippi Community College working as the Assistant Athletic Trainer with the football and men's and women's basketball programs.

Miller is certified as a National Academy of Sports Medicine Corrective Exercise Specialist.



DAVID CASE
ASSOCIATE DIRECTOR OF
ATHLETICS / INTERNAL
OPERATIONS
NC STATE (2004)

David Case is in his eighth year at the University of Miami and his first as the Associate Director of Athletics for Internal Operations.

Case spent the previous four years as Assistant Athletics Director for Equipment before being elevated to his new role in spring 2019. In June 2014, he was voted AEMA District 3 Equipment Manager of the Year.

Prior to his appointment in Coral Gables, Case was the director of equipment operations at Florida Atlantic University from March 2011-December 2012. At FAU, Case oversaw and maintained equipment, apparel and field preparations for all 19 Division I varsity sports.

Prior to Florida Atlantic, he was the assistant equipment manager for nearly four years (June 2007-March 2011) at Baylor University. While at Baylor, he supervised the student managers, prepared all fields for practice and games, assisted in all football camps and coordinated visiting locker room operations for all opponents.

Case has also spent in time as an assistant equipment manager for the Carolina Cobras (2000-02), visiting clubhouse manager for the Carolina Mudcats (2003-04) of the Class A Carolina League and the Mississippi Braves (2005-06) of the Double-A Southern League and was an equipment manager intern at UCF (August 2006 - June 2007).

His start in college athletics came as a student equipment manager at NC State, where he spent four seasons working with Wolfpack football. He was the head student equipment manager during the 2002-03 season. He graduated from NC State in 2004 with a bachelor's degree in mass communication. He and his wife, Erin, have one daughter, Hayley.



SAM NICHOLS
ASSOCIATE DIRECTOR /
EQUIPMENT
NC STATE (2010)

Sam Nichols is entering his first season as an associate director of equipment for the Hurricanes, serving as Miami's head football equipment manager.

Nichols joined the Hurricanes after spending the 2018 season on the Washington Redskins' equipment staff. Prior to his move to the NFL, he spent three seasons as Virginia Tech's associate director of equipment services. Prior to his stop in

Blacksburg, Nichols worked four and a half years at FAU, serving the first two as assistant director before transitioning to director of equipment operations for his final two and a half years, overseeing all equipment and apparel acquisition for the Owls' 21 intercollegiate programs. He began his career as a graduate assistant at Illinois State.

Nichols earned his bachelor's degree in sport management from North Carolina State in 2010. He earned his master's degree from Texas A&M in 2015. He is a native of Norwood, N.C.



BEN HOLLAND
ASSISTANT DIRECTOR /
EQUIPMENT
VIRGINIA TECH (2018)



ARIELLE SCAVO
ASSISTANT DIRECTOR /
EQUIPMENT
MIAMI (2018)



DREW ROSSETTI
VIDEO COORDINATOR
FLORIDA STATE (2005)


Andrew Rossetti is in his seventh year as video coordinator, having joined the University of Miami staff in March 2013. He handles the day-to-day video needs of the football staff and the entire UM athletics department.

Rossetti came to Coral Gables from the University of Kansas, where he was the football video coordinator during the 2012 season. While at KU, he was responsible for the day-to-day video needs of the football staff and oversaw the filming for all football practices and games.

From 2009-2011, he was the video director at Middle Tennessee, where he was in charge of all aspects of video operations and assisted in scoreboard productions for basketball games and special events. Before moving to Middle Tennessee, he spent a year as the assistant football video coordinator at Washington State.

In 2005, he co-founded Professional Sports Inc. (PSI Videos), a company specializing in editing video footage. He left PSI in 2008 for Washington State. He is a 2005 graduate of Florida State with a bachelor's degree in mass media communications and a minor in criminology. He earned his associate's degree from Palm Beach Community College in 2002. During his time at Florida State, he worked for WFSU television station and WFSU 89.7 FSU radio.

Drew and his wife, Rachel, live in Pembroke Pines.



DEVON KLEICH
ATHLETICS VIDEO PRODUCER
NEBRASKA (2015)

Devon Kleich is in his second season as assistant video producer for the Miami Hurricanes football program.

Kleich, who arrived at Miami in July of 2017, spent the spring of 2017 working with the University of Kansas as video assistant.

A video intern with the Minnesota Vikings of the NFL from May 2016 - January 2017, Kleich served as student video coordinator during his undergraduate career at Nebraska.

Kleich graduated from Nebraska in December 2015 with his Bachelor of Journalism degree in broadcasting.



LEO RAMOS
FOOTBALL CREATIVE
DIRECTOR
MIAMI (2012)

Leo Ramos is the football creative director for the University of Miami.

Ramos began his career in the athletic department as the graphic designer for the University of Miami Athletics Department, handling all the graphic design needs and graphic style guide for the Hurricanes programs. Ramos joined the Athletics program in May 2013 after spending the previous seven years at the University of Miami School of Medicine.

Ramos graduated in 2012 from The U with a degree in graphic design and illustration. He and his wife Martha have two sons, LJay and Colin, and a daughter, Olivia.



SEBRINA BEYER
ADMINISTRATIVE ASSISTANT
TO THE HEAD COACH
SOUTH CAROLINA

Sebrina Beyer joined the University of Miami football staff in February 2016. Sebrina is responsible for managing head coach Manny Diaz's schedule, travel, correspondence, speaking engagements and expense reports.

Prior to UM, she spent 16 years as the Director of Public and Media Relations for the Chicago Bulls. Beyer served as liaison between the Bulls, local, national and international media. She was also responsible for facilitating player and staff interviews, photo shoots and press conferences. In addition, Beyer managed the department's budget, staff and publications and traveled with team to handle public relations for road games. Beyer also spent five seasons as Coordinator of Community Relations for the Chicago Bulls.

A native of South Carolina, she graduated from the University of South Carolina with a B.A. degree in Broadcast Journalism and while at USC, worked three years as a student assistant in the sports information department. She earned a master's degree in Sports Management from the U.S. Sports Academy.

Beyer resides in Miami with her husband David Beyer, who is Director of Basketball Operations for the Miami HEAT. They have twin boys, Jordan & Bryce, and a boxer named Buster.



2018 SEASON IN REVIEW

Game Recaps.....	66-72
Final Season Statistics.....	73-100



GAME 1 | SEPT. 2 | ARLINGTON, TEXAS

#8/18 MIAMI	17
#25/#24 LSU	33

Score by Quarters	1	2	3	4	Score
Miami (0-1)	3	0	0	14	17
LSU (1-0)	10	17	6	0	33

Scoring Summary

1st	08:26	LSU	Tracy 43 yd field goal, 7-22 4:34 UM 0 - LSU 3
	06:49	UM	Baxa 38 yd field goal, 6-55 1:37 UM 3 - LSU 3
	00:35	LSU	Brossette 50 yd run (Tracy kick) 6-72 1:16 UM 3 - LSU 10
2nd	09:21	LSU	Brossette 1 yd run (Tracy kick) 11-58 5:21; UM 3 - LSU 17
	04:56	LSU	Tracy 21 yd field goal, 7-53 2:25 UM 3 - LSU 20
	04:21	LSU	Phillips 45 yd interception return (Tracy kick) UM 3 - LSU 27
3rd	07:32	LSU	Tracy 21 yd field goal 7-53 2:25; UM 3 - LSU 30
	03:51	LSU	Tracy 54 yd field goal 4-5 0:41; UM 3 - LSU 33
4th	13:57	UM	Rosier 3 yd run (Baxa kick) 11-77 4:49; UM 10 - LSU 33
	08:43	UM	Hightower 32 yd pass from Rosier (Baxa kick) 4-74 1:19; UM 17 - LSU 33

	UM	LSU
FIRST DOWNS	18	17
RUSHES-YARDS (NET)	34-83	41-156
PASSING YDS (NET)	259	140
Passes Att-Comp-Int	15-35-2	11-24-0
TOTAL OFFENSE PLAYS-YARDS	69-342	65-296
Fumbles: Number-Lost	0-0	0-0
Punt Returns-Yards-TDs	0-0-0	1-22-0
Kickoff Returns-Yards-TDs	2-50	2-38
Interception Returns-Yards-TDs	0-0-0	2-74-1
Punts (Number-Avg)	5-36.4	5-40.6
Penalties-Yards	11-85	6-62
Possession Time	28:11	31:49
Third-Down Conversions	6 of 16	3 of 16
Fourth-Down Conversions	1 of 3	1 of 1
Red-Zone Scores-Chances	2-2	4-4
Sacks By: Number-Yards	2-2	4-36

RUSHING: Miami: Dallas 8-38; Homer 7-30; Gray 3-8; Rosier 16-7; LSU: Brossette 22-125; Edwards-Helaira 8-24; Burrow 4-14; Curry 3--1; TEAM 4--6

PASSING: Miami: Rosier 15-35-2-259; LSU: Burrow 11-24-0-140

RECEIVING: Miami: Thomas 5-132; Cager 2-42; Langham 2-14; Harley 2-13; Hightower 1-32; Dallas 1-13; Richards 1-9; Homer 1-4; LSU: Jefferson 5-81; Anderson 2-20; Chase 1-22; Giles 1-9; Fournette 1-5; Marshall, Jr. 1-3

GAME 2 | SEPT. 8 | MIAMI GARDENS, FLA.

SAVANNAH STATE	0
#22/#21 MIAMI	77

Score by Quarters	1	2	3	4	Score
Savannah State (0-2)	0	0	0	0	0
Miami (1-1)	7	21	21	28	77

Scoring Summary

1st	03:57	UM	Mallory 2 yd pass from Rosier (Baxa kick) 8-31 3:57; SSU 0 - UM 7
2nd	13:44	UM	Rosier 1 yd run (Baxa kick) 8-59 2:57 SSU 0 - UM 14
	11:22	UM	Thomas 67 yd pass from Rosier (Baxa kick) 3-71 0:49; SSU 0 - UM 21
	09:08	UM	Cager 8 yd pass from Perry (Baxa kick) 6-20 2:01; SSU 0 - UM 28
3rd	11:34	UM	Jordan 3 yd pass from Perry (Baxa kick) 7-65 3:26; SSU 0 - UM 35
	3:39	UM	Jordan 7 yd pass from Perry (Baxa kick) 7-80 2:57; SSU 0 - UM 42
	0:52	UM	Weldon 16 yd run (Baxa kick) 2-16 0:12 SSU 0 - UM 49
4th	13:05	UM	Lingard 8 yd run (Baxa kick) 4-32 1:47 SSU 0 - UM 56
	06:42	UM	Patchan 10 yd blocked punt return (Baxa kick) SSU 0 - UM 63
	05:32	UM	Williams 1 yd run (Cardenas kick) 3-24 1:03; SSU 0 - UM 70
	02:58	UM	Lingard 64 yd run (Cardenas kick) 1-64 0:13; SSU 0 - UM 77

	SSU	UM
FIRST DOWNS	23	27
RUSHES-YARDS (NET)	35-85	26-254
PASSING YDS (NET)	344	333
Passes Att-Comp-Int	50-29-0	36-27-1
TOTAL OFFENSE PLAYS-YARDS	85-429	62-587
Fumble Returns-Yards	0-0	1-7
Punt Returns-Yards	0-0	0-0
Kickoff Returns-Yards	5-94	3-69
Interception Returns-Yards	1-35	0-0
Punts (Number-Avg)	7-37.1	4-36.2
Fumbles-Lost	2-1	0-0
Penalties-Yards	10-77	8-75
Possession Time	35:31	24:29
Third-Down Conversions	13 of 23	3 of 9
Fourth-Down Conversions	0 of 0	0 of 0
Red-Zone Scores-Chances	5-5	6-6
Sacks By: Number-Yards	2-14	4-18

RUSHING: Savannah State: Saxton 10-19; Cole 10-8; Durham 8-4; Kicklighter 1-4; McCloud 2-3; Bell 2-2; Gibbons 13--6; Miami: Lingard 4-82; Homer 13-70; Dallas 5-48; Weldon 1-16; Burns 2-10; Gray 4-10; Davis 1-3; Williams 2-2; Rosier 1-1; Perry 4--3

PASSING: Savannah State: Bell 3-7-1-29; Gibbons 3-5-1-19; Miami: Perry 9-14-1-93; Rosier 8-12-0-131; Williams 1-3-0-17; Weldon 1-2-0-14

RECEIVING: Savannah State: Kicklighter 2-12; Snead 1-13; Baldwin 1-11; Ben-eby 1-7; Stevens 1-5; Miami: Jordan 7-52; Cager 2-22; Harley 2-12; Thomas 1-67; Langham 1-38; Ezzard 1-17; Dallas 1-15; Polendy 1-14; Gray 1-9; Homer 1-7; Mallory 1-2

GAME 3 | SEPT. 15 | TOLEDO, OHIO

#21/#20 MIAMI	49
TOLEDO	24

Score by Quarters	1	2	3	4	Score
Miami (2-1)	7	14	14	14	49
Toledo (1-1)	0	7	14	3	24

Scoring Summary

1st	08:11	UM	Rosier 5 yd run (Baxa kick)
			12-76 4:29; UM 7 - TOL 0
2nd	12:27	UM	Thomas 38 yd pass from Rosier (Baxa kick)
			5-61 2:09; UM 14 - TOL 0
	02:56	UM	Rosier 2 yd run (Baxa kick)
			7-58 2:36; UM 21 - TOL 0
2nd	00:37	TOL	Johnson 7 yd pass from Guadagni (Vest kick)
			8-65 2:19; UM 21 - TOL 7
3rd	10:53	TOL	Thompkins 5 yd run (Vest kick)
			7-81 2:41; UM 21 - TOL 14
	08:34	UM	Dallas 19 yd run (Baxa kick)
			5-75 2:19; UM 28 - TOL 14
	07:39	TOL	Johnson 40 yd pass from Guadagni (Vest kick)
			3-65 0:55; UM 28 - TOL 21
	01:28	UM	Cager 5 yd pass from Rosier (Baxa kick)
			14-70 6:06; UM 35 - TOL 21
4th	14:19	TOL	Vest 47 yd field goal
			6-31 2:03; UM 35 - TOL 24
	12:18	UM	Rosier 37 yd run (Baxa kick)
			5-75 1:55; UM 42 - TOL 24
	08:54	UM	Gray 1 yd run (Baxa kick)
			6-35 3:18; UM 49 - TOL 24

	UM	TOLEDO
FIRST DOWNS	24	17
RUSHES-YARDS (NET)	53-268	36-112
PASSING YDS (NET)	205	222
Passes Att-Comp-Int	23-13-0	23-13-1
TOTAL OFFENSE PLAYS-YARDS	76-473	59-334
Fumble Returns-Yards	0-0	0-0
Punt Returns-Yards	0-0	2-18
Kickoff Returns-Yards	2-47	1-40
Interception Returns-Yards	1-0	0-0
Punts (Number-Avg)	5-41.6	6-41.7
Fumbles-Lost	0-0	0-0
Penalties-Yards	0-0	5-38
Possession Time	35:29	24:31
Third-Down Conversions	7 of 15	2 of 11
Fourth-Down Conversions	2 of 2	0 of 1
Red-Zone Scores-Chances	5-5	2-2
Sacks By: Number-Yards	4-25	0-0

RUSHING: Miami: Dallas 17-10; Rosier 8-80; Homer 16-62; Thomas 1-19; Gray 3-6; Lingard 3-4; Perry 1-4; Team 4--9; Toledo: Guadagni 15-47; Thompkins 5-31; Koback 7-23; Seymour 9-11

PASSING: Miami: Rosier 13-23-0-205; Toledo: Guadagni 13-21-1-222; Peters 0-2-0-0

RECEIVING: Miami: Thomas 5-105; Cager 3-67; Langham 2-23; Harley 2-2; Hightower 1-8; Toledo: Johnson, D. 6-119; Seymour 2-34; Thompkins 2-32; Thompson 2-19; Johnson, J. 1-18

GAME 4 | SEPT. 22 | MIAMI GARDENS, FLA.

FIU	17
#21/#20 MIAMI	31

Score by Quarters	1	2	3	4	Score
FIU (2-2)	0	0	0	17	17
Miami (3-1)	7	17	7	0	31

Scoring Summary

1st	02:51	UM	Homer 35 yd run (Baxa kick)
			9-87 4:44; FIU 0 - UM 7
2nd	14:54	UM	Cager 26 yd pass from Perry (Baxa kick)
			5-68 1:51; FIU 0 - UM 14
	02:30	UM	Baxa 30 yd field goal
			14-75 7:11; FIU 0 - UM 17
	00:27	UM	Jordan 12 yd pass from Perry (Baxa kick)
			3-67 0:35; FIU 0 - UM 24
3rd	07:50	UM	Cager 17 yd pass from Perry (Baxa kick)
			5-58 2:31; FIU 0 - UM 31
4th	06:57	FIU	Worton 35 yd pass from Morgan (Borregales kick)
			7-85 3:07; FIU 7 - UM 31
	03:19	FIU	Borregales 28 yd field goal
			4-0 0:55; FIU 10 - UM 31
	01:35	FIU	Worton 5 yd pass from Morgan (Borregales kick)
			5-54 1:44; FIU 17 - UM 31

	FIU	UM
FIRST DOWNS	7	27
RUSHES-YARDS (NET)	17	248
PASSING YDS (NET)	170	240
Passes Att-Comp-Int	13-28-1	20-29-1
TOTAL OFFENSE PLAYS-YARDS	52-187	78-488
Fumbles: Number-Lost	0-0	2-1
Punt Returns-Yards-TDs	0-0-0	3-44-0
Kickoff Returns-Yards-TDs	1-21-0	1-32-0
Interception Returns-Yards-TDs	1-5-0	1-0-0
Punts (Number-Avg)	9-47.0	3-89
Penalties-Yards	3-23	6-60
Possession Time	23:11	36:49
Third-Down Conversions	3 of 14	8 of 15
Fourth-Down Conversions	0 of 0	0 of 2
Red-Zone Scores-Chances	2-2	3-4
Sacks By: Number-Yards	2-15	2-11

RUSHING: FIU: Maxwell 10-25; Price 3-3; Phillips 8-1; Morgan 3--12; Miami: Home 13-114; Lingard 10-50; Perry 9-32; Dallas 7-28; Davis 5-24; Gray 1-7; Pope 1-4; Rosier 2-0; Weldon 1-11

PASSING: FIU: 12-24-1-168; Alexander 1-4-0-2; Miami: Perry 17-25-1-224; Rosier 2-3-0-16; Weldon 1-1-0-0

RECEIVING: FIU: Worton 5-123; Palmer 4-25; Gaiter IV 2-3; Scott 1-17; Maxwell 1-2; Miami: Harley 7-76; Jordan 5-67; Cager 2-43; Dallas 2-30; Thomas 1-11; Ezzard 1-7; Davis 1-6; Burns 1-0



GAME 5 | SEPT. 27 | MIAMI GARDENS, FLA.

GAME 6 | OCT. 6 | MIAMI GARDENS, FLA.

NORTH CAROLINA	10
#16/#16 MIAMI	47

FLORIDA STATE	27
#17/#17 MIAMI	28

Score by Quarters	1	2	3	4
Score				
UNC (1-3, 1-1 ACC)	10	0	0	0
10				
Miami (4-1, 1-0 ACC)	14	19	0	14
47				

Score by Quarters	1	2	3	4	Score
FSU (3-3, 1-3 ACC)	7	13	7	0	27
Miami (5-1, 2-0 ACC)	0	7	14	7	28

Scoring Summary

1st	08:04	NC	Jones 22 yd field goal
			11-78 4:14; NC 3 - UM 0
1st	06:01	UM	Dallas 4 yd run (Baxa kick)
			4-75 2:03; NC 3 - UM 7
1st	04:32	UM	Garvin 9 yd fumble recovery (Baxa kick)
			NC 3 - UM 14
1st	02:11	NC	Surratt 17 yd run (Jones kick)
			NC 10 - UM 14
2nd	12:17	UM	Baxa 35 yd field goal
			10-57 4:54; NC 10 - UM 17
2nd	09:00	UM	Jackson, J. 42 yd interception (Baxa kick)
			NC 10 - UM 24
2nd	02:31	UM	Langham 5 yd pass from Perry (kick blocked)
			NC 10 - UM 30
2nd	00:00	UM	Baxa 28 yd field goal
			2-22 0:11; NC 10 - UM 33
4th	14:47	UM	Finley 83 yd interception (Baxa kick)
			NC 10 - UM 40
4th	04:04	UM	Gray 1 yd run (Baxa kick)
			11-61 7:26; NC 10 - UM 47

Scoring Summary

1st	09:41	FS	Gavin 17 yd pass from Francois (Aguayo kick)
			8-58 3:38; FSU 7 - UM 0
2nd	11:26	UM	Cager 10 yd pass from Perry (Baxa kick)
			14-83 7:49; FSU 7 - UM 7
	04:20	FS	Aguayo 42 yd field goal
			6-18 2:09; FSU 10 - UM 7
	1:32	FS	Terry 17 yd pass from Francois (Aguayo kick)
			6-36 1:58; FSU 17 - UM 7
	0:00	FS	Aguayo 53 yd field goal
			4-16 0:36; FSU 20 - UM 7
3rd	11:52	FS	Matthews 74 yd punt return
			FSU 27 - UM 7
	04:53	UM	Cager 3 yd pass from Perry (Baxa kick)
			5-20 1:49; FSU 27 - UM 14
	04:11	UM	Thomas 17 yd pass from Perry (Baxa kick)
			1-17 0:06; FSU 27 - UM 21
4th	11:52	UM	Jordan 41 yd pass from Perry (Baxa kick)
			4-73 0:50; FSU 27 - UM 28

	FS	UM
FIRST DOWNS	14	20
RUSHES-YARDS (NET)	33-70	46-102
PASSING YDS (NET)	130	204
Passes Att-Comp-Int	32-16-1	
32-13-0		
TOTAL OFFENSE PLAYS-YARDS	65-200	78-306
Fumbles: Number-Lost	2-1	3-1
Punt Returns-Yards-TDs	5-145-1	3-86-0
Kickoff Returns-Yards-TDs	1-29-0	2-45-0
Interception Returns-Yards-TDs	0-0-0	1-3-0
Punts (Number-Avg)	8-43.1	8-40.6
Penalties-Yards	7-80	6-50
Possession Time	25:29	34:31
Third-Down Conversions	5 of 16	5 of 18
Fourth-Down Conversions	0 of 0	3 of 4
Red-Zone Scores-Chances	2-2	3-5
Sacks By: Number-Yards	5-33	6-33

RUSHING: FS: Akers 11-46; Patrick 10-31; Rasul 1-6; Francois 11-13; UM: 21-70; Dallas 10-31; Gray 3-9; Perry 10-3; TM 2-5

PASSING: FS: Francois 15-30-2-129; UM: Perry 13-32-0-204

RECEIVING: FS: Terry 2-37; McKitty 2-29; Gavin 2-26; Matthews 5-15; Murray 2-11; Akers 1-7; Patrick 1-7; Rasul 1-2; UM: Thomas 3-76; Jordan 2-51; Cager 3-33; Gray 1-12; Wiggins 1-9; Langham 1-9; Hightower 1-7; Homer 1-7

RUSHING: NC: Carter 7-75; Surratt 9-69; Sutton 3-24; Williams 4-24; Branch 2-19; Williams 2-15; Brown 6-14; Jackson 1-0; Elliott 6--25; Miami: Dallas 11-114; Homer 14-88; Perry 6-26; Gray 2-3; Team 1--2

PASSING: NC: Elliott 16-25-0-104; Surratt 4-10-3-10; Miami: 8-12-1-125

RECEIVING: NC: Jackson 3-23; Brown 3-6; Carter 3-5; Ratlif 2-33; Williams 2-18; Brown 2-7; Newsome 2--4; Corrales 1-13; Tucker 1-12; Green 1-1; Miami: Langham 3-33; Harley 2-70; Hightower 1-13; Thomas 1-5; Jordan 1-4

GAME 7 | OCT. 13 | CHARLOTTESVILLE, VA.

#15/#16 MIAMI	13
VIRGINIA	16

Score by Quarters	1	2	3	4	Score
Miami (5-2, 2-1 ACC)	0	6	0	7	13
Virginia (5-2, 2-1 ACC)	0	13	0	3	16

Scoring Summary

2nd	13:46	VA	Delaney 26 yd field goal 8-43 3:33; UM 0 - VA 3
	11:16	VA	Ellis 7 yd run (Delaney kick) 2-7 0:06; UM 0 - VA 10
	07:15	UM	Baxa, B. 47 yd field goal 6-23 2:52; UM 3 - VA 10
	03:11	UM	Baxa, B. 28 yd field goal 6-75 2:22; UM 6 - VA 10
	00:00	VA	Delaney 46 yd field goal 9-46 3:11; UM 6 - VA 13
4th	10:49	VA	Delaney 32 yd field goal 16-73 8:35; UM 6 - VA 16
	03:04	UM	Rosier, M. 11 yd run (Baxa kick) 11-93 4:38; UM 13 - VA 16

	UM	VA
FIRST DOWNS	16	18
RUSHES-YARDS (NET)	29-149	41-139
PASSING YDS (NET)	190	92
Passes Att-Comp-Int	29-15-3	21-12-3
TOTAL OFFENSE PLAYS-YARDS	58-339	62-231
Fumbles: Number-Lost	0-0	0-0
Punt Returns-Yards-TDs	0-0-0	3-9-0
Kickoff Returns-Yards-TDs	2-46-0	2-61-0
Interception Returns-Yards-TDs	3-27-0	3-117-0
Punts (Number-Avg)	3-43.7	4-37.5
Penalties-Yards	8-71	
6-60		
Possession Time	28:10	31:50
Third-Down Conversions	4 of 11	3 of 10
Fourth-Down Conversions	0 of 2	0 of 0
Red-Zone Scores-Chances	3-3	3-4
Sacks By: Number-Yards	4-26	2-16

RUSHING: Miami: Homer 8-95; Dallas 10-24; Rosier 5-19; Gray 4-8; Perry 2-3; UVA: Ellis 18-86; Perkins 21-61; Reed 1--2; TM 1--6

PASSING: Miami: Rosier 12-23-170; Perry 3-6-20; UVA: Perkins 12-21-3-92

RECEIVING: Miami: Cager 3-58; Homer 3-50; Jordan 3-34; Gray 2-16; Wiggins 2-16; Dallas 1-11; Thomas 1-5; UVA: Dubois 4-32; Zaccheaus 3-15; Reed 2-32; Butts 1-9; Ellis 1-3; Sharp 1-1

GAME 8 | OCT. 26 | CHESTNUT HILL, MASS.

RV/#25 MIAMI	14
BOSTON COLLEGE	27

Score by Quarters	1	2	3	4	Score
Miami (5-3, 2-2 ACC)	7	7	0	0	14
Virginia (6-2, 3-1 ACC)	14	3	10	0	27

Scoring Summary

1st	08:57	BC	Smith 9 yd pass from Brown (Lichtenberg kick) 10-88 3:28; UM 0 - BC 7
	06:03	UM	Langham 13 yd pass from Rosier (Baxa kick) 6-44 2:54; UM 7 - BC 7
	02:50	BC	Brown 5 yd run (Lichtenberg kick) 10-77 3:13; UM 7 - BC 14
2nd	09:04	BC	Lichtenberg 21 yd field goal 21-79 7:04; UM 7 - BC 17
	04:34	UM	Dallas 10 yd run (Baxa kick) 10-64 4:24; UM 14 - BC 17
3rd	07:48	BC	Lichtenberg 23 yd field goal 7-9 2:11; UM 14 - BC 20
	06:26	BC	Dillon 14 yd run (Lichtenberg kick) 1-14 0:05; UM 14 - BC 27

	UM	BC
FIRST DOWNS	19	22
RUSHES-YARDS (NET)	36-155	53-223
PASSING YDS (NET)	150	210
Passes Comp-Att-Int	19-39-2	17-30-1
TOTAL OFFENSE PLAYS-YARDS	75-305	83-433
Fumbles: Number-Lost	1-0	1-0
Punt Returns-Yards-TDs	1--3-0	1-2-0
Kickoff Returns-Yards-TDs	5-138-0	2-49-0
Interception Returns-Yards-TDs	1-0-0	2-29-0
Punts (Number-Avg)	4-35.8	4-36.0
Penalties-Yards	6-28	8-70
Possession Time	28:24	31:36
Third-Down Conversions	8 of 17	6 of 18
Fourth-Down Conversions	0 of 3	2-2
Red-Zone Scores-Chances	0-3	2-2
Sacks By: Number-Yards	1-10	3-23

RUSHING: Miami: Rosier 14-71; Homer 13-40; Dallas 9-30; Jones 0-14; BC: Dillon 32-149; Brown 7-41; Walker 3-15; Bailey 5-14; Smith 2-7; White 1--1; TM 3--6; Levy 0-4

PASSING: Miami: Rosier 19-36-2150; TM 0-2-0-0; Dallas 0-1-0-0; BC: Brown 15-28-1152; Smith 2-2-0-58

RECEIVING: Miami: Jordan 8-36; Homer 4-46; Thomas 4-31; Langham 2-30; Cager 1-7; BC: Sweeney 3-28; White 3-22; Smith 2-19; Dillon 2-18; Levy 1-31; Brown 1-27; Burt 1-23; Long 1-16; Garrison 1-14; Idrizi 1-11; Marten 1-1



GAME 9 | NOV. 3 | MIAMI GARDENS, FLA.

DUKE	20
RV/RV MIAMI	12

Score by Quarters	1	2	3	4	Score
Duke (6-3, 2-3 ACC)	7	0	10	3	20
Miami (5-4, 2-3 ACC)	0	12	0	0	12

Scoring Summary

1st	14:48	DU	Jackson 75 yd run (Wareham kick) 1-75 0:12; DU 7 - UM 0
2nd	13:14	UM	Dallas 83 yd run (TM rush fumbled) 1-83 0:12; DU 7 - UM 6
	07:26	UM	Homer 6 yd run (Rosier pass failed) 6-82 3:01; DU 7 - UM 12
3rd	09:32	DU	Wareham 27 yd field goal 4-3 0:53; DU 10 - UM 12
	00:18	DU	Helm 2 yd pass from Harris (Wareham kick) 9-65 3:28; DU 17 - UM 12
4th	09:14	DU	Wareham 33 yd field goal 5-29 2:29; DU 20 - UM 12

	DU	UM
FIRST DOWNS	13	16
RUSHES-YARDS (NET)	30-146	44-300
PASSING YDS (NET)	144	111
Passes Comp-Att-Int	19-37-1	13-28-0
TOTAL OFFENSE PLAYS-YARDS	67-290	72-411
Fumbles: Number-Lost	1-0	2-2
Punt Returns-Yards-TDs	2-1-0	1-0-0
Kickoff Returns-Yards-TDs	1-15-0	4-75-0
Interception Returns-Yards-TDs	0-0-0	1-9-0
Punts (Number-Avg)	10-36.6	8-36.8
Penalties-Yards	3-25	6-73
Possession Time	27:54	32:06
Third-Down Conversions	3 of 16	3 of 14
Fourth-Down Conversions	0 of 1	1 of 2
Red-Zone Scores-Chances	3-3	1-2
Sacks By: Number-Yards	3-15	1-8

RUSHING: Duke: Jackson 14-113; Jones 8-21; Durant 6-8; Lloyd 1-3; Harris 1-1; Miami: Homer 18-133; Dallas 12-124; Rosier 8-32; Perry 5-7; Gray 1-4

PASSING: Duke: Jones 17-35-1-150; Jackson 1-1-0-12; Harris 1-1-0-1; Miami: Perry 5-16-0-35; Rosier: 8-12-0-76

RECEIVING: Duke: Lloyd 5-40; Rahming 5-26; Helm 4-34; Bobo 1-24; Jackson 1-9; Fuller 1-7; Philyaw-Johnson 1-3; Taylor 1-1; Miami: Thomas 4-15; Jordan 3-26; Harley 2-45; Dallas 2--8; Cager 1-25; Wiggins 1-8

GAME 10 | NOV. 10 | ATLANTA, GA.

MIAMI	21
GEORGIA TECH	27

Score by Quarters	1	2	3	4	Score
Miami (5-5, 2-4 ACC)	7	7	0	7	21
Ga. Tech (6-4, 4-3 ACC)	14	3	10	0	27

Scoring Summary

1st	09:25	UM	Dallas, D. 1 yd run (Baxa kick) 11-75 5:28; UM 7 - GT 0
	03:10	GT	Marshall, T. 28 yd run (Wells kick) 11-75 6:25; UM 7 - GT 7
	01:24	GT	Marshall, T. 8 yd run (Wells kick) 3-23 1:36; UM 7 - GT 14
2nd	03:55	GT	Wells, W. 38 yd field goal 7-18 4:11; UM 7 - GT 17
	00:50	UM	Davis, C. 22 yd run (Baxa kick) 3-30 0:43; UM 14 - GT 17
3rd	11:08	GT	Wells, W. 24 yd field goal 4-4 2:11; UM 14 - GT 20
	05:27	GT	Stewart 31 yd pass from Marshall (Wells kick) 7-62 3:37; UM 14 - GT 27
4th	06:53	UM	Homer, T. 2 yd run (Baxa kick) 15-95 4:33; UM 21 - GT 27

	UM	GT
FIRST DOWNS	13	15
RUSHES-YARDS (NET)	30-134	53-230
PASSING YDS (NET)	165	73
Passes Att-Comp-Int	14-23-0	3-4-0
TOTAL OFFENSE PLAYS-YARDS	53-299	57-303
Fumbles: Number-Lost	3-3	3-1
Punt Returns-Yards-TDs	1--6-0	1-1-0
Kickoff Returns-Yards-TDs	6-144-0	3-64-0
Interception Returns-Yards-TDs	0-0-0	0-0-0
Punts (Number-Avg)	4-31.2	3-47.3
Penalties-Yards	7-49	3-35
Possession Time	25:08	34:45
Third-Down Conversions	9 of 15	9 of 16
Fourth-Down Conversions	1 of 1	1 of 1
Red-Zone Scores-Chances	2-2	2-3
Sacks By: Number-Yards	0-0	1-3

RUSHING: Miami: Davis 6-48; Perry 6-38; Homer 11-30; Dallas 6-15; Gray 1-3; GT: Marshall 24-91; Howard 12-56; Cottrell 6-51; Mason 5-24; Lynch 3-9; Oliver 1-1; Searcy 2--3

PASSING: Miami: Perry 14-23-0-165; GT: Marshall 3-4-0-73

RECEIVING: Miami: Thomas 6-84; Homer 3-26; Wiggins 2-51; Cager 1-14; Mal-lory 1-7; Davis 1-3; GT: Camp 2-42; Stewart 1-31



GAME 11 | NOV. 17 | BLACKSBURG, VA.

MIAMI	38
VIRGINIA TECH	14

Score by Quarters	1	2	3	4	Score
Miami (6-5, 3-4 ACC)	3	14	21	0	38
Va. Tech (6-4, 4-3 ACC)	7	7	0	0	14

Scoring Summary

Time	Q	Team	Description
1st 12:59	VT	Keene	15 yd pass from Willis (Johnson kick) 5-76 2:01; UM 0 - VT 7
06:29	UM	Baxa	33 yd field goal 13-60 6:30; UM 3 - VT 7
2nd 14:28	UM	Langham	3 yd pass from Perry (Baxa kick) 1-3 0:05; UM 10 - VT 7
10:06	VT	Turner	20 yd run (Johnson kick) 10-75 4:22; UM 10 - VT 14
00:33	UM	Perry	1 yd run (Baxa kick) 10-71 2:36; UM 17 - VT 14
3rd 09:40	UM	Davis	42 yd run (Baxa kick) 8-71 2:18; UM 24 - VT 14
05:47	UM	Thomas	51 yd punt return (Baxa kick) UM 31 - VT 14
01:17	UM	Davis	16 yd pass from Perry (Baxa kick) 5-39 2:38; UM 38 - VT 14

	UM	VT
FIRST DOWNS	17	22
RUSHES-YARDS (NET)	32-168	33-119
PASSING YDS (NET)	171	216
Passes Att-Comp-Int	21-34-0	18-36-2
TOTAL OFFENSE PLAYS-YARDS	66-339	69-335
Fumbles: Number-Lost	1-0	1-1
Punt Returns-Yards-TDs	3-77-1	0-0-0
Kickoff Returns-Yards-TDs	0-0-0	2-30-0
Interception Returns-Yards-TDs	2-30-0	0-0-0
Punts (Number-Avg)	7-37.7	6-40.3
Penalties-Yards	11-71	
3-35		
Possession Time	31:19	
28:41		
Third-Down Conversions	7 of 15	2 of 12
Fourth-Down Conversions	0 of 0	1 of 3
Red-Zone Scores-Chances	4-4	2-3
Sacks By: Number-Yards	4-32	2-16

RUSHING: Miami: Davis 7-77; Homer 12-69; Perry 9-16; Dallas 2-8; TM 2--2; VT: Peoples 10-40; Holston 6-33; Turner 3-25; Willis 11-13; Wheatley 2-10; Fox 1--2

PASSING: Miami: Perry 21-34-0-171; VT: Willis 18-36-2-216

RECEIVING: Miami: Thomas 4-32; Mallory 3-28; Dallas 3-24; Homer 2-21; Harley 2-4; Cager 1-33; Davis 1-16; Pope 1-11; Wiggins 1-9; Jordan 1-5; LAngham 1-3; Perry 1--15; VT: Hazelton 5-58; Turner 4-80; Keene 3-33; Patterson 3-25; Peoples 2-10; Fox 1-10

GAME 12 | NOV. 24 | MIAMI GARDENS, FLA.

#24/#24 PITT	3
MIAMI	24

Score by Quarters	1	2	3	4	Score
Pitt (7-5, 6-2 ACC)	0	0	3	0	3
Miami (7-5, 4-4 ACC)	3	7	7	7	24

Scoring Summary

Time	Q	Team	Description
1st 10:17	UM	Baxa	37 yd field goal 6-62 1:09; UP 0 - UM 3
2nd 09:08	UM	Dallas	65 yd punt return (Baxa kick) UP 0 - UM 10
3rd 03:27	UP	Kessman	40 yd field goal 7-37 2:51; UP 3 - UM 10
02:49	UM	Homer	64 yd run (Baxa kick) 2-75 0:38; UP 3 - UM 17
4th 10:58	UM	Dallas	3 yd run (Baxa kick) 7-81 3:12; UP 3 - UM 24

	UP	UM
FIRST DOWNS	11	12
RUSHES-YARDS (NET)	38-69	32-293
PASSING YDS (NET)	131	52
Passes Att-Comp-Int	15-24-0	6-24-0
TOTAL OFFENSE PLAYS-YARDS	62-200	56-345
Fumbles: Number-Lost	1-1	3-2
Punt Returns-Yards-TDs	2-1-0	3-71-1
Kickoff Returns-Yards-TDs	1-18-0	0-0-0
Interception Returns-Yards-TDs	0-0-0	0-0-0
Punts (Number-Avg)	12-53.3	7-40.7
Penalties-Yards	10-100	3-30
Possession Time	35:34	24:26
Third-Down Conversions	1 of 15	2 of 12
Fourth-Down Conversions	0 of 1	1 of 2
Red-Zone Scores-Chances	1-1	2-3
Sacks By: Number-Yards	1-4	6-46

RUSHING: Pitt: Hall 4-47; Ffrench 1-31; Ollison 9-28; Aston 2-5; arter 1-1; Sib-ley, Jr. 1-1; Mack 1--8; Pickett 9--34; Miami: Homer 8-168; Perry 5-46; Dallas 8-39; Gray 2-25; Davis 8-15

PASSING: Pitt: Pickett 14-22-0-130; George, Jr. 1-2-0-1; Miami: Perry 6-24-0-52

RECEIVING: Pitt: Araujo-Lopes 6-67; Ffrench 3-13; Mack 2-30; Ollison 1-16; Carter 1-6; Aston 1-3; Hall 1--4; Miami: Harley 2-18; Njoku 1-11; Homer 1-11; Cager 1-8; Langham 1-4



GAME 13 | DEC. 27 | NEW YORK, N.Y.

MIAMI	3
WISCONSIN	35

Score by Quarters	1	2	3	4	Score
Miami (7-6)	3	0	0	0	3
Wisconsin (8-5)	14	0	7	14	35

Scoring Summary

1st	11:56	UW	Pryor 35 pass from Coan (Gaglianone kick) 6-65 3:04; UM 0 - UW 7
	11:30	UW	Taylor 7 run (Gaglianone kick) 1-7 0:07; UM 0 - UW 14
	01:15	UM	Baxa 33 FG 6-76 2:23; UM 3 - UW 14
3rd	03:36	UW	Ingold 2 run (Gaglianone kick) 4-59 1:42; UM 3 - UW 21
4th	09:59	UW	Coan 7 run (Gaglianone kick) 5-34 2:18; UM 3 - UW 28
	00:08	UW	Deal 1 run (Gaglianone kick) 10-53 7:12; UM 3 - UW 35

	UM	UW
FIRST DOWNS	6	20
RUSHES-YARDS (NET)	23-121	58-333
PASSING YDS (NET)	48	73
Passes Att-Comp-Int	17-6-4	11-6-1
TOTAL OFFENSE PLAYS-YARDS	40-169	69-406
Fumbles: Number-Lost	2-1	1-0
Punt Returns-Yards	2-36	4-7
Kickoff Returns-Yards	3-54	0-0
Interception Returns-Yards-TDs	1-0-0	4-35-0
Punts (Number-Avg)	5-41.0	4-34.8
Penalties-Yards	1-5	1-15
Possession Time	20:13	39:47
Third-Down Conversions	3 of 11	6 of 13
Fourth-Down Conversions	0 of 0	0 of 0
Red-Zone Scores-Chances	1-1	4-6
Sacks By: Number-Yards	3-9	1-8

RUSHING: UM: 3-90; Homer 10-16; Perry 4-11; Dallas 4-8; Davis 1-1; TM 1-3; UW: Taylor 27-205; Deal 10-52; James 5-26; Groshek 3-15; Cruickshank 1-14; Ingold 5-11; Coan 7-10

PASSING: UM: Rosier 5-12-3-46; Perry 1-5-1-2; UW: Coan 6-11-1-73

RECEIVING: UM: Homer 3-14; Jordan 2-12; Cager 1-22; UW: Ferguson 2-15; Taylor 2-13; Pryor 1-35; Groshek 1-10



2018 FINAL STATISTICS (OVERALL: 7-6, ACC: 4-4, HOME: 5-1, AWAY: 2-3, NEUTRAL: 0-2)

Date	Opponent		Score	Overall	Conference	Time	Attend
Sep 02, 2018	vs #25 LSU	L	17-33	0-1	0-0	3:45	68841
Sep 08, 2018	SAVANNAH STATE	W	77-0	1-1	0-0	3:22	60307
Sep 15, 2018	at TOLEDO	W	49-24	2-1	0-0	3:18	28117
Sep 22, 2018	FIU	W	31-17	3-1	0-0	3:21	59814
* Sep 27, 2018	NORTH CAROLINA	W	47-10	4-1	1-0	3:12	60843
* Oct 06, 2018	FLORIDA STATE	W	28-27	5-1	2-0	4:01	65490
* Oct 13, 2018	at Virginia	L	13-16	5-2	2-1	3:14	42393
* Oct 26, 2018	at Boston College	L	14-27	5-3	2-2	3:21	44514
* Nov 03, 2018	DUKE	L	12-20	5-4	2-3	3:25	62754
* Nov 10, 2018	at Georgia Tech	L	21-27	5-5	2-4	3:05	48217
* Nov 17, 2018	at Virginia Tech	W	38-14	6-5	3-4	3:21	62379
* Nov 24, 2018	#24 PITTSBURGH	W	24-3	7-5	4-4	3:25	59606
Dec 27, 2018	vs Wisconsin	L	3-35	7-6	4-4	2:50	37821



2018 FINAL STATISTICS (OVERALL: 7-6, ACC: 4-4, HOME: 5-1, AWAY: 2-3, NEUTRAL: 0-2)

Team Statistics	UM	OPP
SCORING	374	253
Points Per Game	28.8	19.5
Points Off Turnovers	89	73
FIRST DOWNS	222	205
Rushing	117	107
Passing	89	80
Penalty	16	18
RUSHING YARDAGE	2489	1863
Yards gained rushing	2771	2334
Yards lost rushing	282	471
Rushing Attempts	479	526
Average Per Rush	5.2	3.5
Average Per Game	191.5	143.3
TDs Rushing	25	15
PASSING YARDAGE	2175	1763
Comp-Att-Int	182-356-14	169-317-16
Average Per Pass	6.1	5.6
Average Per Catch	12.0	10.4
Average Per Game	167.3	135.6
TDs Passing	19	11
TOTAL OFFENSE	4664	3626
Total Plays	835	843
Average Per Play	5.6	4.3
Average Per Game	358.8	278.9
KICK RETURNS: #-Yards	29-673	24-540
PUNT RETURNS: #-Yards	22-436	22-221
INT RETURNS: #-Yards	16-230	14-292
KICK RETURN AVERAGE	23.2	22.5
PUNT RETURN AVERAGE	19.8	10.0
INT RETURN AVERAGE	14.4	20.9
FUMBLES-LOST	20-12	17-9
PENALTIES-Yards	73-602	62-611
Average Per Game	46.3	47.0
PUNTS-Yards	64-2448	83-3406
Average Per Punt	38.2	41.0
Net punt average	34.5	34.6
KICKOFFS-Yards	71-4356	56-3519
Average Per Kick	61.4	62.8
Net kick average	39.0	39.2
TIME OF POSSESSION/Game	29:03	30:56
3RD-DOWN Conversions	72/177	47/186
3rd-Down Pct	41%	25%
4TH-DOWN Conversions	10/23	6/14
4th-Down Pct	43%	43%
SACKS BY-Yards	40-245	27-183
MISC YARDS	-30	0
TOUCHDOWNS SCORED	50	28
FIELD GOALS-ATTEMPTS	9-12	19-27
ON-SIDE KICKS	0-0	1-2
RED-ZONE SCORES	(41-48) 85%	(32-39) 82%
RED-ZONE TOUCHDOWNS	(32-48) 67%	(19-39) 49%
PAT-ATTEMPTS	(47-49) 96%	(28-28) 100%
ATTENDANCE	368814	225620
Games/Avg Per Game	6/61469	5/45124
Neutral Site Games		2/53331

Score by Quarters	1st	2nd	3rd	4th	OT	Total
Miami (FL)	61	131	84	98	0	374
Opponents	83	63	67	40	0	253

2018 FINAL STATISTICS

(OVERALL: 7-6, ACC: 4-4, HOME: 5-1, AWAY: 2-3, NEUTRAL: 0-2)

Date	Opponent	Score	Att.
Sep 02, 2018	vs #25 LSU	L 17-33	68841
Sep 08, 2018	SAVANNAH STATE	W 77-0	60307
Sep 15, 2018	at TOLEDO	W 49-24	28117
Sep 22, 2018	FIU	W 31-17	59814
* Sep 27, 2018	NORTH CAROLINA	W 47-10	60843
* Oct 06, 2018	FLORIDA STATE	W 28-27	65490
* Oct 13, 2018	at Virginia	L 13-16	42393
* Oct 26, 2018	at Boston College	L 14-27	44514
* Nov 03, 2018	DUKE	L 12-20	62754
* Nov 10, 2018	at Georgia Tech	L 21-27	48217
* Nov 17, 2018	at Virginia Tech	W 38-14	62379
* Nov 24, 2018	#24 PITTSBURGH	W 24-3	59606
Dec 27, 2018	vs Wisconsin	L 3-35	37821

Record:	Overall	Home	Away	Neutral
All games	7-6	5-1	2-3	0-2
Conference	4-4	3-1	1-3	0-0
Non-Conference	3-2	2-0	1-0	0-2

Team Statistics	UM	OPP
FIRST DOWNS	222	205
Rushing	117	107
Passing	89	80
Penalty	16	18
RUSHING YARDAGE	2489	1863
Rushing Attempts	479	526
Average Per Rush	5.2	3.5
Average Per Game	191.5	143.3
TDs Rushing	25	15
PASSING YARDAGE	2175	1763
Comp-Air-Int	182-356-14	169-317-16
Average Per Pass	6.1	5.6
Average Per Catch	12.0	10.4
Average Per Game	167.3	135.6
TDs Passing	19	11
TOTAL OFFENSE	4664	3626
Average Per Play	5.6	4.3
Average Per Game	358.8	278.9
KICK RETURNS: # Yards	29-673	24-540
PUNT RETURNS: # Yards	22-436	22-221
INT RETURNS: # Yards	16-230	14-292
FUMBLES-LOST	20-12	17-9
PENALTIES-Yards	73-602	62-611
PUNTS-AVG	64-38.2	83-41.0
TIME OF POSSESSION/Game	29:03	30:56
3RD-DOWN Conversions	72/177	47/186
4TH-DOWN Conversions	10/23	6/14

Rushing	gp	att	gain	loss	net	avg	td	lg	avg/g
Travis Homer	13	164	1019	34	985	6.0	4	70	75.8
DeeJay Dallas	13	109	634	17	617	5.7	6	83	47.5
Malik Rosier	8	57	381	81	300	5.3	6	62	37.5
N'Kosi Perry	11	61	278	109	169	2.8	1	41	15.4
Cam'ron Davis	7	28	171	5	166	5.9	2	42	23.7
Lorenzo Lingard	6	17	138	2	136	8.0	2	64	22.7
Trayone Gray	13	24	84	1	83	3.5	2	20	6.4
Jeff Thomas	11	1	19	0	19	19.0	0	19	1.7
Jahair Jones	13	0	14	0	14	0.0	0	0	1.1
Robert Burns	8	2	11	1	10	5.0	0	11	1.2
Cade Weldon	4	2	16	11	5	2.5	1	16	1.2
Mark Pope	9	1	4	0	4	4.0	0	4	0.4
Jarren Williams	1	2	2	0	2	1.0	1	2	2.0
Total	13	479	2771	282	2489	5.2	25	83	191.5
Opponents	13	526	2334	471	1863	3.5	15	75	143.3

Passing	gp	effic	comp-att-int	pct	yds	td	lg	avg/g
N'Kosi Perry	11	114.94	97-191-6	50.8	1091	13	42	99.2
Malik Rosier	8	111.70	82-156-8	52.6	1053	6	67	131.6
Jarren Williams	1	80.93	1-3-0	33.3	17	0	17	17.0
Cade Weldon	4	105.87	2-3-0	66.7	14	0	14	3.5
TEAM	8	0.00	0-2-0	0.0	0	0	0	0.0
DeeJay Dallas	13	0.00	0-1-0	0.0	0	0	0	0.0
Total	13	112.19	182-356-14	51.1	2175	19	67	167.3
Opponents	13	101.39	169-317-16	53.3	1763	11	45	135.6

Receiving	gp	no	yds	avg	td	lg	avg/g
Jeff Thomas	11	35	563	16.1	3	67	51.2
Brevin Jordan	12	32	287	9.0	4	41	23.9
Lawrence Cager	13	21	374	17.8	6	36	28.8
Mike Harley	13	21	240	11.4	0	42	18.5
Travis Homer	13	19	186	9.8	2	24	14.3
Darrell Langham	13	13	154	11.8	3	38	11.8
DeeJay Dallas	13	10	85	8.5	0	26	6.5
Dee Wiggins	13	7	73	10.4	0	24	5.6
Will Mallory	10	5	37	7.4	1	13	3.7
Brian Hightower	11	4	60	15.0	1	32	5.5
Trayone Gray	13	4	37	9.2	0	12	2.8
Cam'ron Davis	7	3	25	8.3	1	16	3.6
Marquez Ezzard	3	2	24	12.0	0	17	8.0
Brian Polendey	2	1	14	14.0	0	14	7.0
Mark Pope	9	1	11	11.0	0	11	1.2
Total	13	182	2175	12.0	19	67	167.3
Opponents	13	169	1763	10.4	11	45	135.6

Field Goals	fg	pct.	01-19	20-29	30-39	40-49	50-99	lg	blk
Bubba Baxa	9-12	75.0	0-0	2-3	6-6	1-3	0-0	47	1

Scoring	td	fg	PAT				dpx	saf	pts
			kick	rush	rcv	pass.			
Bubba Baxa	-	9-12	45-46	-	-	-	-	-	72
DeeJay Dallas	7	-	-	-	-	-	-	-	42
Malik Rosier	6	-	-	-	-	0-1	-	-	36
Lawrence Cager	6	-	-	-	-	-	-	-	36
Brevin Jordan	4	-	-	-	-	-	-	-	24
Jeff Thomas	4	-	-	-	-	-	-	-	24
Travis Homer	4	-	-	-	-	-	-	-	24
Cam'ron Davis	3	-	-	-	-	-	-	-	18
Darrell Langham	3	-	-	-	-	-	-	-	18
Lorenzo Lingard	2	-	-	-	-	-	-	-	12
Trayone Gray	2	-	-	-	-	-	-	-	12
Romeo Finley	1	-	-	-	-	-	-	-	6
N'Kosi Perry	1	-	-	-	-	-	-	-	6
Cade Weldon	1	-	-	-	-	-	-	-	6

Interceptions	no	yds	avg	td	blk
Jhavonte Dean	3	46	15.3	0	25
Trajan Bandy	3	13	4.3	0	13
Sheldrick Redwine	3	14	4.7	0	14
Jaquan Johnson	2	9	4.5	0	9
Romeo Finley	2	83	41.5	1	83
Michael Finckney	1	3	3.0	0	3
Joe Jackson	1	42	42.0	0	42
Shaquille Quarterman	1	20	20.0	0	20

Punting	no	yds	avg	lg	tb	fc	20	50+	blk
Jack Spicer	34	1282	37.7	53	0	7	11	2	0
Zach Feagles	30	1166	38.9	56	1	6	11	4	0

Punt Returns	no	yds	avg	td	lg
DeeJay Dallas	11	191	17.4	1	65
Jeff Thomas	9	221	24.6	1	51
TEAM	1	-1	-1.0	0	0
Nesta Jade Silvera	1	15	15.0	0	0
Scott Patchan	0	0	0.0	0	10
Total	22	436	19.8	3	65
Opponents	22	221	10.0	1	74

Kick Returns	no	yds	avg	td	lg
DeeJay Dallas	17	367	21.6	0	53
Jeff Thomas	10	260	26.0	0	52
Lorenzo Lingard	2	46	23.0	0	26
Total	29	673	23.2	0	53
Opponents	24	540	22.5	0	40

All Purpose	g	rush	rcv	pr	kr	ir	total	avg/g
DeeJay Dallas	13	617	85	191	367	0	1260	96.9
Travis Homer	13	985	186	0	0	0	1171	90.1
Jeff Thomas	11	19	563	221	260	0	1063	96.6
Lawrence Cager	13	0	374	0	0	0	374	28.8
Malik Rosier	8	300	0	0	0	0	300	37.5
Total	13	2489	2175	436	673	230	6003	461.8
Opponents	13	1863	1763	221	540	292	4679	359.9

Total Offense	g	plays	rush	pass	total	avg/g
Malik Rosier	8	213	300	1053	1353	169.1
N'Kosi Perry	11	252	169	1091	1260	114.5
Travis Homer	13	164	985	0	985	75.8
DeeJay Dallas	13	110	617	0	617	47.5
Cam'ron Davis	7	28	166	0	166	23.7
Total	13	835	2489	2175	4664	358.8



2018 FINAL STATISTICS (OVERALL: 7-6, ACC: 4-4, HOME: 5-1, AWAY: 2-3, NEUTRAL: 0-2)

Rushing	gp	att	gain	loss	net	avg	td	lg	avg/g
Travis Homer	13	164	1019	34	985	6.0	4	70	75.8
DeeJay Dallas	13	109	634	17	617	5.7	6	83	47.5
Malik Rosier	8	57	381	81	300	5.3	6	62	37.5
N'Kosi Perry	11	61	278	109	169	2.8	1	41	15.4
Cam'ron Davis	7	28	171	5	166	5.9	2	42	23.7
Lorenzo Lingard	6	17	138	2	136	8.0	2	64	22.7
Trayone Gray	13	24	84	1	83	3.5	2	20	6.4
Jeff Thomas	11	1	19	0	19	19.0	0	19	1.7
Jahair Jones	13	0	14	0	14	0.0	0	0	1.1
Robert Burns	8	2	11	1	10	5.0	0	11	1.2
Cade Weldon	4	2	16	11	5	2.5	1	16	1.2
Mark Pope	9	1	4	0	4	4.0	0	4	0.4
Jarren Williams	1	2	2	0	2	1.0	1	1	2.0
TEAM	8	11	0	21	-21	-1.9	0	0	-2.6
Total	13	479	2771	282	2489	5.2	25	83	191.5
Opponents	13	526	2334	471	1863	3.5	15	75	143.3

Punt Returns	no.	yds	avg	td	lg
DeeJay Dallas	11	191	17.4	1	65
Jeff Thomas	9	221	24.6	1	51
Nesta Jade Silvera	1	15	15.0	0	0
TEAM	1	-1	-1.0	0	0
Scott Patchan	0	10	0.0	1	10
Total	22	436	19.8	3	65
Opponents	22	221	10.0	1	74

Interceptions	no.	yds	avg	td	lg
Jhavonte Dean	3	46	15.3	0	25
Sheldrick Redwine	3	14	4.7	0	14
Trajan Bandy	3	13	4.3	0	13
Romeo Finley	2	83	41.5	1	83
Jaquan Johnson	2	9	4.5	0	9
Joe Jackson	1	42	42.0	1	42
Shaquille Quarterman	1	20	20.0	0	20
Michael Pinckney	1	3	3.0	0	3
Total	16	230	14.4	2	83
Opponents	14	292	20.9	1	62

Passing	gp	effic	comp-att-int	pct	yds	td	lg	avg/g
N'Kosi Perry	11	114.94	97-191-6	50.8	1091	13	42	99.2
Malik Rosier	8	111.70	82-156-8	52.6	1053	6	67	131.6
Jarren Williams	1	80.93	1-3-0	33.3	17	0	17	17.0
Cade Weldon	4	105.87	2-3-0	66.7	14	0	14	3.5
TEAM	8	0.00	0-2-0	0.0	0	0	0	0.0
DeeJay Dallas	13	0.00	0-1-0	0.0	0	0	0	0.0
Total	13	112.19	182-356-14	51.1	2175	19	67	167.3
Opponents	13	101.39	169-317-16	53.3	1763	11	45	135.6

Kick Returns	no.	yds	avg	td	lg
DeeJay Dallas	17	367	21.6	0	53
Jeff Thomas	10	260	26.0	0	52
Lorenzo Lingard	2	46	23.0	0	26
Total	29	673	23.2	0	53
Opponents	24	540	22.5	0	40

Receiving	gp	no.	yds	avg	td	lg	avg/g
Jeff Thomas	11	35	563	16.1	3	67	51.2
Brevin Jordan	12	32	287	9.0	4	41	23.9
Lawrence Cager	13	21	374	17.8	6	36	28.8
Mike Harley	13	21	240	11.4	0	42	18.5
Travis Homer	13	19	186	9.8	0	24	14.3
Darrell Langham	13	13	154	11.8	3	38	11.8
DeeJay Dallas	13	10	85	8.5	0	26	6.5
Dee Wiggins	13	7	73	10.4	0	24	5.6
Will Mallory	10	5	37	7.4	1	13	3.7
Brian Hightower	11	4	60	15.0	1	32	5.5
Trayone Gray	13	4	37	9.2	0	12	2.8
Cam'ron Davis	7	3	25	8.3	1	16	3.6
Marquez Ezzard	3	2	24	12.0	0	17	8.0
Brian Polendey	2	1	14	14.0	0	14	7.0
Mark Pope	9	1	11	11.0	0	11	1.2
Evidence Njoku	8	1	11	11.0	0	11	1.4
Ahmon Richards	1	1	9	9.0	0	9	9.0
Robert Burns	8	1	0	0.0	0	0	0.0
N'Kosi Perry	11	1	-15	-15.0	0	0	-1.4
Total	13	182	2175	12.0	19	67	167.3
Opponents	13	169	1763	10.4	11	45	135.6

Fumble Returns	no.	yds	avg	td	lg
Jonathan Garvin	1	9	9.0	1	9
Sheldrick Redwine	1	7	7.0	0	7
Total	2	16	8.0	1	9
Opponents	1	3	3.0	0	3

SEASON IN REVIEW



2018 FINAL STATISTICS (OVERALL: 7-6, ACC: 4-4, HOME: 5-1, AWAY: 2-3, NEUTRAL: 0-2)

Scoring	td	fg	PAT				dxp	saf	pts	Total Offense						
			kick	rush	rcv	pass				q	plays	rush	pass	total	avg/q	
Bubba Baxa	-	9-12	45-46	-	-	-	-	-	72	Malik Rosier	8	213	300	1053	1353	169.1
DeeJay Dallas	7	-	-	-	-	-	-	-	42	N'Kosi Perry	11	252	169	1091	1260	114.5
Lawrence Cager	6	-	-	-	-	-	-	-	36	Travis Homer	13	164	985	0	985	75.8
Malik Rosier	6	-	-	-	-	0-1	-	-	36	DeeJay Dallas	13	110	617	0	617	47.5
Travis Homer	4	-	-	-	-	-	-	-	24	Cam'ron Davis	7	28	166	0	166	23.7
Jeff Thomas	4	-	-	-	-	-	-	-	24	Lorenzo Lingard	6	17	136	0	136	22.7
Brevin Jordan	4	-	-	-	-	-	-	-	24	Trayone Gray	13	24	83	0	83	6.4
Darrell Langham	3	-	-	-	-	-	-	-	18	Jarren Williams	1	5	2	17	19	19.0
Cam'ron Davis	3	-	-	-	-	-	-	-	18	Jeff Thomas	11	1	19	0	19	1.7
Trayone Gray	2	-	-	-	-	-	-	-	12	Cade Weldon	4	5	5	14	19	4.8
Lorenzo Lingard	2	-	-	-	-	-	-	-	12	Jahair Jones	13	0	14	0	14	1.1
Scott Patchan	1	-	-	-	-	-	-	-	6	Robert Burns	8	2	10	0	10	1.2
N'Kosi Perry	1	-	-	-	-	-	-	-	6	Mark Pope	9	1	4	0	4	0.4
Cade Weldon	1	-	-	-	-	-	-	-	6	TEAM	8	13	-21	0	-21	-2.6
Jarren Williams	1	-	-	-	-	-	-	-	6	Total	13	835	2489	2175	4664	358.8
Brian Hightower	1	-	-	-	-	-	-	-	6	Opponents	13	843	1863	1763	3626	278.9
Will Mallory	1	-	-	-	-	-	-	-	6							
Joe Jackson	1	-	-	-	-	-	-	-	6							
Romeo Finley	1	-	-	-	-	-	-	-	6							
Jonathan Garvin	1	-	-	-	-	-	-	-	6							
Alejandro Cardenas	-	-	2-2	-	-	-	-	-	2							
TEAM	-	-	0-1	-	-	-	-	-	0							
Total	50	9-12	47-49	-	-	0-1	-	-	374							
Opponents	28	19-27	28-28	-	-	-	-	-	253							

Field Goals	fg	pct.	01-19	20-29	30-39	40-49	50-99	lg	blk
Bubba Baxa	9-12	75.0	0-0	2-3	6-6	1-3	0-0	47	1

FG Sequence	Miami (FL)	Opponents
LSU	(38),45	(43),(21),(21),(54)
Savannah State	-	36
TOLEDO	-	42,(47)
FIU	(30)	(28)
North Carolina	(35),(28)	(22),48
Florida State	28	(42),(53),43
Virginia	(47),(28)	(26),(46),(32)
Boston College	-	(21),(23),44
Duke	42	(27),(33)
Georgia Tech	-	(38),(24)
Virginia Tech	(33)	46
Pittsburgh	(37)	(40)
Wisconsin	(33)	41,39

Numbers in (parentheses) indicate field goal was made.

Punting	no.	yds	avg	lg	tb	fc	i20	50+	blk
Jack Spicer	34	1282	37.7	53	0	7	11	2	0
Zach Feagles	30	1166	38.9	56	1	6	11	4	0
Total	64	2448	38.2	56	1	13	22	6	0
Opponents	83	3406	41.0	73	5	32	28	19	1

Kickoffs	no.	yds	avg	tb	ob	retn	net	ydln
Bubba Baxa	69	4229	61.3	41	4			
Alejandro Cardenas	2	127	63.5	1	0			
Total	71	4356	61.4	42	4	22.5	39.0	26
Opponents	56	3519	62.8	26	1	23.2	39.2	25





2018 FINAL STATISTICS (OVERALL: 7-6, ACC: 4-4, HOME: 5-1, AWAY: 2-3, NEUTRAL: 0-2)

All Purpose	q	rush	rcv	pr	kr	lr	total	avg/q
DeeJay Dallas	13	617	85	191	367	0	1260	96.9
Travis Homer	13	985	186	0	0	0	1171	90.1
Jeff Thomas	11	19	563	221	260	0	1063	96.6
Lawrence Cager	13	0	374	0	0	0	374	28.8
Malik Rosier	8	300	0	0	0	0	300	37.5
Brevin Jordan	12	0	287	0	0	0	287	23.9
Mike Harley	13	0	240	0	0	0	240	18.5
Cam'ron Davis	7	166	25	0	0	0	191	27.3
Lorenzo Lingard	6	136	0	0	46	0	182	30.3
Darrell Langham	13	0	154	0	0	0	154	11.8
N'Kosi Perry	11	169	-15	0	0	0	154	14.0
Trayone Gray	13	83	37	0	0	0	120	9.2
Romeo Finley	13	0	0	0	0	83	83	6.4
Dee Wiggins	13	0	73	0	0	0	73	5.6
Brian Hightower	11	0	60	0	0	0	60	5.5
Jhavonte Dean	13	0	0	0	0	46	46	3.5
Joe Jackson	13	0	0	0	0	42	42	3.2
Will Mallory	10	0	37	0	0	0	37	3.7
Marquez Ezzard	3	0	24	0	0	0	24	8.0
Shaquille Quarte	13	0	0	0	0	20	20	1.5
Nesta Jade Silve	10	0	0	15	0	0	15	1.5
Mark Pope	9	4	11	0	0	0	15	1.7
Sheldrick Redwi	13	0	0	0	0	14	14	1.1
Brian Poleney	2	0	14	0	0	0	14	7.0
Jahair Jones	13	14	0	0	0	0	14	1.1
Trajan Bandy	13	0	0	0	0	13	13	1.0
Evidence Njoku	8	0	11	0	0	0	11	1.4
Scott Patchan	12	0	0	10	0	0	10	0.8
Robert Burns	8	10	0	0	0	0	10	1.2
Jaquan Johnson	11	0	0	0	0	9	9	0.8
Ahmmon Richar	1	0	9	0	0	0	9	9.0
Cade Weldon	4	5	0	0	0	0	5	1.2
Michael Pinckne	12	0	0	0	0	3	3	0.2
Jarren Williams	1	2	0	0	0	0	2	2.0
TEAM	8	-21	0	-1	0	0	-22	-2.8
Total	13	2489	2175	436	673	230	6003	461.8

SEASON IN REVIEW



2018 FINAL STATISTICS (OVERALL: 7-6, ACC: 4-4, HOME: 5-1, AWAY: 2-3, NEUTRAL: 0-2)

#	Defensive Leaders	gp	Tackles				tfl/yds	Sacks	Pass defense			Fumbles		blkd	
			ua	a	tot	no-yds		int-yds	brup	qbh	rcv-yds	ff	kick	saf	
4	Jaquan Johnson	11	44	48	92	1.5-2	.	2-9	1	.	.	.	2	1	.
55	Shaquille Quarterman	13	45	37	82	14.0-54	6.0-41	1-20	2	6	.	1-0	1	.	.
56	Michael Pinckney	12	35	39	74	11.0-43	3.5-27	1-3	2	5
22	Sheldrick Redwine	13	35	29	64	3.5-26	3.0-25	3-14	2	.	.	1-7	1	.	.
97	Jonathan Garvin	13	20	40	60	17.0-63	5.5-32	.	5	2	.	2-9	.	.	.
9	Gerald Willis III	12	34	25	59	18.0-58	4.0-25	.	2	5	.	1-0	.	.	.
99	Joe Jackson	13	19	28	47	14.5-55	9.0-45	1-42	3	9	.	.	2	.	.
53	Zach McCloud	13	19	25	44	4.5-10	0.5-3
28	Michael Jackson, Sr.	13	25	17	42	3.5-26	2.5-21	.	6	1
35	Mike Smith	12	18	23	41	7.5-14	1.5-3	1	.	.
2	Trajan Bandy	13	25	11	36	4.5-17	.	3-13	8	.	.	2-0	.	.	.
19	Scott Patchan	12	15	14	29	2.5-11	1.0-2	.	1	1	.	.	1	.	.
30	Romeo Finley	13	18	10	28	5.0-18	.	2-83	4	1	.	.	1	.	.
94	Tito Odenigbo	13	11	14	25	6.5-11
93	Pat Bethel	13	7	16	23	6.0-17	2.0-9	.	1
6	Jhavornte Dean	13	5	12	17	0.5-1	.	3-46	1
20	Robert Knowles	12	9	7	16
15	Nesta Jade Silvera	10	3	10	13	1.5-2	1	.
7B	Al Blades, Jr.	13	9	4	13	1.0-1
5	Amari Carter	12	10	2	12	3.0-15	1.0-10	.	3
25	Derrick Smith	12	6	5	11	0.5-1
24	Travis Homer	13	8	2	10
44	Bradley Jennings Jr.	4	1	7	8	1.5-5	1-0	.	.	.
96	Jonathan Ford	10	1	7	8	2.0-5
26	Gurvan Hall, Jr.	12	5	3	8
31	Demetrius Jackson	12	4	3	7	2.5-6	0.5-2	.	1
23	Terry McCray	8	1	5	6	0.5-1
15	Gregory Rousseau	2	1	4	5
52	Patrick Joyner, Jr.	4	2	3	5	2.5-6	.	.	.	1
7	Brian Hightower	11	3	1	4
9M	Jimmy Murphy	7	3	1	4
13	DeeJay Dallas	13	2	1	3
8	DJ Ivey	11	1	2	3
17	Waymon Steed	5	2	1	3	1.0-3	1-0	.	.	.
9J	Brevin Jordan	12	2	.	2
39	Jordan Butler	13	1	1	2	1
1	Lorenzo Lingard	6	1	1	2
7	Cade Weldon	4	1	.	1
5D	Navaughn Donaldson	12	.	1	1
34	Charles Perry	4	.	1	1
3F	Gilbert Frierson	2	1	.	1	.	.	.	1
4T	Jeff Thomas	11	1	.	1
65	Corey Gaynor	4	.	1	1
Total		13	453	461	914	136-471	40-245	16-230	43	32	.	9-16	9	2	.
Opponents		13	418	408	826	73-294	27-183	14-292	48	19	.	12-3	13	2	.

SEASON IN REVIEW



2018 FINAL STATISTICS (OVERALL: 7-6, ACC: 4-4, HOME: 5-1, AWAY: 2-3, NEUTRAL: 0-2)

#5P Perry, N	Comp	Att	Int	Pct	Yards	TD	Long	Sacked	Effic
Savannah State	9	14	1	64.3	93	3	38	1-6	176.51
FIU	17	25	1	68.0	224	3	42	2-15	174.86
North Carolina	8	12	1	66.7	125	1	42	2-8	165.00
Florida State	13	32	0	40.6	204	4	41	5-33	135.43
Virginia	3	6	2	50.0	20	0	11	0-0	11.33
Duke	5	16	0	31.2	35	0	23	2-9	49.62
Georgia Tech	14	23	0	60.9	165	0	27	1-3	121.13
Virginia Tech	21	34	0	61.8	171	2	33	2-16	123.42
Pittsburgh	6	24	0	25.0	52	0	11	1-4	43.20
Wisconsin	1	5	1	20.0	2	0	2	1-8	-16.64
TOTALS	97	191	6	50.8	1091	13	42	17-102	114.94

#12 Rosier, M	Comp	Att	Int	Pct	Yards	TD	Long	Sacked	Effic
LSU	15	35	2	42.9	259	1	50	4-36	103.02
Savannah State	8	12	0	66.7	131	2	67	0-0	213.37
TOLEDO	13	23	0	56.5	205	2	41	0-0	160.09
FIU	2	3	0	66.7	16	0	11	0-0	111.47
Virginia	12	23	1	52.2	170	0	30	2-16	105.57
Boston College	19	36	2	52.8	150	1	18	3-23	85.83
Duke	8	12	0	66.7	76	0	25	1-6	119.87
Wisconsin	5	12	3	41.7	46	0	22	0-0	23.87
TOTALS	82	156	8	52.6	1053	6	67	10-81	111.70

#7W Weldon, C	Comp	Att	Int	Pct	Yards	TD	Long	Sacked	Effic
Savannah State	1	2	0	50.0	14	0	14	0-0	108.80
FIU	1	1	0	100.0	0	0	0	0-0	100.00
TOTALS	2	3	0	66.7	14	0	14	0-0	105.87

#5W Williams, J	Comp	Att	Int	Pct	Yards	TD	Long	Sacked	Effic
Savannah State	1	3	0	33.3	17	0	17	0-0	80.93
TOTALS	1	3	0	33.3	17	0	17	0-0	80.93

#13 Dallas, D	Comp	Att	Int	Pct	Yards	TD	Long	Sacked	Effic
Boston College	0	1	0	0.0	0	0	0	0-0	0.00
TOTALS	0	1	0	0.0	0	0	0	0-0	0.00

#TM TEAM	Comp	Att	Int	Pct	Yards	TD	Long	Sacked	Effic
Boston College	0	2	0	0.0	0	0	0	0-0	0.00
TOTALS	0	2	0	0.0	0	0	0	0-0	0.00

SEASON IN REVIEW



2018 FINAL STATISTICS (OVERALL: 7-6, ACC: 4-4, HOME: 5-1, AWAY: 2-3, NEUTRAL: 0-2)

RUSHING	No-Yds/TD	LSU	SSU	TOLEDO	FIU	NC	FS	VA	BC	DU	GT	VT	UP	WIS
Homer, T RB	164-985/4	7-30/0	13-70/0	16-62/0	13-114/1	14-88/0	21-70/0	8-95/0	13-40/0	18-133/1	11-30/1	12-69/0	8-168/1	10-16/0
Dallas, D RB	109-617/6	8-38/0	5-48/0	17-110/1	7-28/0	11-114/1	10-31/0	10-24/0	9-30/1	12-124/1	6-15/1	2-8/0	8-39/1	4-8/0
Rosier, M QB	57-300/1	16-7/1	1-1/1	8-80/3	2-0/0	DNP	DNP	5-19/1	14-71/0	8-32/0	DNP	DNP	DNP	3-90/0
Perry, N QB	61-169/1	DNP	4-3/0	1-4/0	9-32/0	6-26/0	10-3/0	2-3/0	DNP	5-7/0	6-38/0	9-16/1	5-46/0	4-11/0
Davis, C RB	28-166/2	DNP	1-3/0	DNP	5-24/0	DNP	-	DNP	DNP	DNP	6-48/1	7-77/1	8-15/0	1-7/0
Lingard, L RB	17-136/2	-	4-82/2	3-4/0	10-50/0	DNP	-	-	DNP	DNP	DNP	DNP	DNP	DNP
Gray, T RB	24-83/2	3-8/0	4-10/0	3-6/1	1-7/0	2-3/1	3-9/0	4-8/0	-	1-4/0	1-3/0	-	2-25/0	-
Thomas, J WR	1-19/0	-	-	1-19/0	-	-	-	-	-	-	-	-	DNP	DNP
Burns, R RB	2-10/0	DNP	2-10/0	DNP	-	DNP	DNP	DNP	-	-	-	-	DNP	DNP
Weldon, C QB	2-5/1	DNP	1-16/1	DNP	1-11/0	-	DNP	DNP	DNP	DNP	DNP	-	DNP	DNP
Pope, M WR	1-4/0	DNP	-	DNP	1-4/0	DNP	DNP	DNP	DNP	DNP	DNP	-	DNP	DNP
Williams, J QB	2-2/1	DNP	2-2/1	DNP	DNP	DNP	DNP	DNP	DNP	DNP	DNP	DNP	DNP	DNP
TEAM	11--21/0	DNP	DNP	4-9/0	DNP	1--2/0	2-5/0	DNP	-	-	DNP	2--2/0	1-0/0	1-3/0

RECEIVING	No-Yds/TD	LSU	SSU	TOLEDO	FIU	NC	FS	VA	BC	DU	GT	VT	UP	WIS
Thomas, J WR	35-563/3	5-132/0	1-67/1	5-105/1	1-11/0	1-5/0	3-76/1	1-5/0	4-31/0	4-15/0	6-84/0	4-32/0	DNP	DNP
Cager, L WR	21-374/6	2-42/0	2-22/1	3-67/1	2-43/2	-	3-33/2	3-58/0	1-7/0	1-25/0	1-14/0	1-33/0	1-8/0	1-22/0
Jordan, B TE	32-287/4	-	7-52/2	-	5-67/1	1-4/0	2-57/1	3-34/0	8-36/0	3-26/0	-	1-5/0	DNP	2-12/0
Hartley, M WR	21-240/0	2-13/0	2-12/0	2-2/0	7-76/0	2-70/0	-	-	-	2-45/0	-	2-4/0	2-18/0	-
Homer, T RB	19-186/0	1-4/0	1-7/0	19-186/0	-	-	1-7/0	3-50/0	4-46/0	-	3-26/0	2-21/0	1-11/0	3-14/0
Langham, D WR	13-154/3	2-14/0	1-38/0	2-23/0	-	3-33/1	1-9/0	-	2-30/1	-	-	1-3/1	1-4/0	-
Dallas, D RB	10-85/0	1-13/0	1-15/0	-	2-30/0	-	-	1-11/0	-	2-8/0	-	3-24/0	-	-
Wiggins, D WR	7-73/0	-	-	-	-	-	1-9/0	2-16/0	-	1-8/0	2-31/0	1-9/0	-	-
Hightower, B WR	4-60/1	1-32/1	-	1-8/0	-	1-13/0	1-7/0	DNP	-	-	DNP	-	-	-
Gray, T RB	4-37/0	-	1-9/0	-	-	-	1-12/0	2-16/0	-	-	-	-	-	-
Mallory, W TE	5-37/1	-	1-2/1	-	-	-	-	-	-	DNP	1-7/0	3-28/0	DNP	DNP
Davis, C RB	3-25/1	DNP	-	DNP	1-6/0	DNP	-	DNP	DNP	DNP	1-3/0	1-16/1	-	-
Ezzard, M WR	2-24/0	DNP	1-17/0	DNP	1-7/0	DNP	DNP	DNP	DNP	DNP	DNP	DNP	-	DNP
Polendey, B TE	1-14/0	-	1-14/0	DNP	DNP	DNP	DNP	DNP	DNP	DNP	DNP	DNP	DNP	DNP
Pope, M WR	1-11/0	DNP	-	-	-	DNP	DNP	-	-	DNP	-	1-11/0	-	-
Njoku, E WR	1-11/0	-	-	-	-	DNP	DNP	DNP	-	-	DNP	DNP	1-11/0	-
Richards, A WR	1-9/0	1-9/0	DNP	DNP	DNP	DNP	DNP	DNP	DNP	DNP	DNP	DNP	DNP	DNP
Burns, R RB	1-0/0	DNP	-	DNP	1-0/0	DNP	DNP	DNP	-	-	-	-	-	-
Perry, N QB	1-15/0	DNP	-	-	-	-	-	-	DNP	-	-	1-15/0	-	-



2018 FINAL STATISTICS (OVERALL: 7-6, ACC: 4-4, HOME: 5-1, AWAY: 2-3, NEUTRAL: 0-2)

SEASON IN REVIEW

PUNT RETURNS	No-Yds	LSU	SSU	TOLEDO	FIU	NC	FS	VA	BC	DU	GT	VT	UP	WIS
Thomas, J	9-221	-	2-90	-	1-36	-	1-26	-	1-3	1-0	1-6	2-78	DNP	DNP
Dallas, D	11-191	-	1-16	-	2-8	-	3-60	-	-	-	-	-	3-71	2-36
Silvera, N	1-15	DNP	1-15	-	-	-	-	-	-	DNP	DNP	-	-	-
TEAM	1-1	DNP	DNP	-	DNP	-	-	DNP	-	-	DNP	1-1	-	-

KICK RETURNS	No-Yds	LSU	SSU	TOLEDO	FIU	NC	FS	VA	BC	DU	GT	VT	UP	WIS
Dallas, D	17-367	-	-	-	-	-	1-23	-	5-138	4-75	4-77	-	-	3-54
Thomas, J	10-260	2-50	1-26	2-47	1-32	1-16	1-22	-	-	-	2-67	-	DNP	DNP
Lingard, L	2-46	-	-	-	-	DNP	-	2-46	DNP	DNP	DNP	DNP	DNP	DNP

INT. RETURNS	No-Yds	LSU	SSU	TOLEDO	FIU	NC	FS	VA	BC	DU	GT	VT	UP	WIS
Dean, J	3-46	-	1-11	-	-	1-25	-	-	-	-	-	1-10	-	-
Redwine, S	3-14	-	1-0	-	1-0	-	-	1-14	-	-	-	-	-	-
Bandy, T	3-13	-	-	1-0	-	-	-	2-13	-	-	-	-	-	-
Finley, R	2-83	-	-	-	-	1-83	-	-	1-0	-	-	-	-	-
Johnson, J	2-9	-	-	-	DNP	DNP	-	-	-	1-9	-	-	-	1-0
Jackson, J	1-42	-	-	-	-	1-42	-	-	-	-	-	-	-	-
Pinckney, M	1-3	-	-	-	-	-	1-3	-	-	-	-	DNP	-	-
Quarterman, S	1-20	-	-	-	-	-	-	-	-	-	-	1-20	-	-

FUMBLE RETURNS	No-Yds	LSU	SSU	TOLEDO	FIU	NC	FS	VA	BC	DU	GT	VT	UP	WIS
Garvin, J	1-9	-	-	-	-	1-9	-	-	-	-	-	-	-	-
Redwine, S	1-7	-	-	-	-	-	-	-	-	-	-	1-7	-	-

2018 FINAL STATISTICS

(OVERALL: 7-6, ACC: 4-4, HOME: 5-1, AWAY: 2-3, NEUTRAL: 0-2)

ALL-PURPOSE YARDS	Total	LSU	SSU	TOLEDO	FIU	NC	FS	VA	BC	DU	GT	VT	UP	WIS
Dallas, D	1260	51	79	110	66	114	114	35	168	191	92	32	110	98
Homer, T	1171	34	77	62	114	88	77	145	86	133	56	90	179	30
Thomas, J	1063	182	183	171	79	21	124	5	28	15	145	110	DNP	DNP
Chager, M	374	42	22	67	43	-	33	58	7	25	14	33	8	22
Rosier, L	300	7	1	80	-	DNP	DNP	19	71	32	DNP	DNP	DNP	90
Jordan, B	287	-	52	-	67	4	51	34	36	26	-	5	DNP	12
Harley, M	240	13	12	2	76	70	-	-	-	45	-	4	18	-
Davis, C	191	DNP	3	DNP	30	DNP	-	DNP	DNP	DNP	51	93	15	-1
Lingard, L	182	-	82	4	50	DNP	-	46	DNP	DNP	DNP	DNP	DNP	DNP
Perry, N	154	DNP	-3	-4	32	26	-3	3	DNP	7	38	1	46	11
Langham, D	154	14	38	23	-	33	9	-	30	-	-	3	4	-
Gray, T	120	8	19	6	7	3	21	24	-	4	3	-	25	-
Finley, R	83	-	-	-	-	83	-	-	-	-	-	-	-	-
Wiggins, D	73	-	-	-	-	-	9	16	-	8	31	9	-	-
Hightower, B	60	32	-	8	-	13	7	DNP	-	-	DNP	-	-	-
Dean, J	46	-	11	-	-	25	-	-	-	-	-	10	-	-
Jackson, J	42	-	-	-	-	42	-	-	-	-	-	-	-	-
Mallory, W	37	-	2	-	-	-	-	-	-	DNP	7	28	DNP	DNP
Ezzard, M	24	DNP	17	DNP	7	DNP	DNP	DNP	DNP	DNP	DNP	DNP	-	DNP
Quarterman, S	20	-	-	-	-	-	-	-	-	-	-	20	-	-
Pope, M	15	DNP	-	-	4	DNP	DNP	-	-	DNP	-	11	-	-
Silvera, N	15	DNP	15	-	-	-	-	-	-	DNP	DNP	-	-	-
Redwine, S	14	-	-	-	-	-	-	14	-	-	-	-	-	-
Polendey, B	14	-	14	DNP	DNP	DNP	DNP	DNP	DNP	DNP	DNP	DNP	DNP	DNP
Jones, J	14	-	-	-	-	-	-	-	14	-	-	-	-	-
Bandy, T	13	-	-	-	-	-	-	13	-	-	-	-	-	-
Njoku, E	11	-	-	-	-	DNP	DNP	DNP	-	-	DNP	DNP	11	-
Burns, R	10	DNP	10	DNP	-	DNP	DNP	DNP	-	-	-	-	-	-
Patchan, S	10	-	10	-	-	-	-	-	-	-	-	-	DNP	-
Johnson, J	9	-	-	-	DNP	DNP	-	-	-	9	-	-	-	-
Richards, A	9	9	DNP	DNP	DNP	DNP	DNP	DNP	DNP	DNP	DNP	DNP	DNP	DNP
Weldon, C	5	DNP	16	DNP	-11	-	DNP	DNP	DNP	DNP	DNP	-	DNP	DNP

SEASON IN REVIEW



2018 FINAL STATISTICS

(OVERALL: 7-6, ACC: 4-4, HOME: 5-1, AWAY: 2-3, NEUTRAL: 0-2)

SEASON IN REVIEW

Total Tackles	UA-A	Total	LSU	SSU	TOLEDO	FIU	NC	ES	VA	BC	DU	GT	VT	UP	WIS
Johnson, J DB	44-48	92	3-8	0-4	4-3	DNP	DNP	7-3	4-8	2-8	5-2	4-0	2-2	5-5	8-5
Quarterman, S LB	45-37	82	2-5	4-1	2-3	3-2	3-2	3-0	4-4	2-7	6-5	7-1	3-1	4-2	3-3
Pinkney, M LB	35-39	74	1-3	0-4	3-2	0-3	1-3	4-1	5-7	4-6	5-0	8-1	DNP	3-5	4-4
Redwine, S DB	35-29	64	2-4	-	4-1	1-0	3-4	2-2	1-2	8-6	2-2	2-1	3-2	4-1	3-4
Garvin, J DL	20-40	60	3-5	2-6	1-1	0-5	0-2	5-0	2-1	0-7	1-3	2-0	2-3	1-2	1-5
Willis, G DL	34-25	59	4-4	0-1	5-0	2-3	2-2	4-1	3-5	1-2	3-3	4-1	3-2	3-1	DNP
Jackson, J DL	19-28	47	0-3	0-1	1-2	1-3	3-2	2-2	1-6	0-3	2-4	2-0	2-1	5-1	-
McCloud, Z LB	19-25	44	0-1	2-4	-	0-1	4-4	2-0	0-4	4-4	-	2-0	1-3	2-0	2-4
Jackson, M DB	25-17	42	2-3	2-1	2-2	2-0	4-1	1-1	1-0	2-3	-	3-0	0-4	4-0	2-2
Smith, M LB	18-23	41	0-3	0-1	2-4	1-3	2-2	3-0	-	-	3-2	-	3-2	DNP	4-6
Bandy, T DB	25-11	36	1-0	-	2-1	-	4-2	0-1	2-1	4-2	3-0	2-1	4-1	3-2	-
Patchan, SDL	15-14	29	-	1-1	2-1	3-0	1-0	1-2	0-1	3-3	0-1	3-0	-	DNP	1-5
Finley, R DB	18-10	28	-	0-1	3-0	1-2	2-0	1-0	2-0	1-2	1-0	1-0	2-3	1-1	3-1
Odenigbo, T DL	11-14	25	0-1	0-1	-	-	2-1	0-2	-	1-2	0-2	4-1	0-1	1-1	3-2
Bethel, P DL	7-16	23	1-3	0-2	-	-	1-1	2-0	-	0-6	0-2	1-0	0-1	1-0	1-1
Dean, J DB	5-12	17	0-4	-	-	0-2	0-1	-	0-3	1-0	-	2-0	1-2	1-0	-
Knowles, R DB	9-7	16	-	1-0	2-2	0-1	2-2	2-1	DNP	-	-	1-0	0-1	-	1-0
Silvera, N DL	3-10	13	DNP	1-4	0-1	0-1	0-1	-	-	-	DNP	DNP	0-1	0-1	2-1
Blades, A DB	9-4	13	2-0	0-1	-	2-0	1-1	1-0	-	-	-	-	-	-	-
Carter, A DB	10-2	12	-	5-1	DNP	1-0	2-1	2-0	-	-	-	-	-	-	-
Smith, D DB	6-5	11	1-2	1-0	0-2	1-0	1-0	-	DNP	-	-	-	-	-	-
Homer, T	8-2	10	2-0	-	-	-	1-0	-	-	-	-	-	-	-	-
Ford, J DL	1-7	8	-	0-1	0-2	0-2	-	-	2-1	-	-	-	2-1	-	-
Hall, G DB	5-3	8	DNP	1-0	-	2-0	1-1	-	DNP	DNP	DNP	-	1-0	-	0-2
Jennings, B LB	1-7	8	-	1-4	0-1	DNP	0-2	DNP	0-1	-	-	-	-	-	0-1
Jackson, D DL	4-3	7	-	DNP	0-1	-	2-0	-	-	-	-	-	-	-	-
McCray, T LB	1-5	6	DNP	0-4	DNP	1-0	-	DNP	DNP	DNP	-	-	0-1	-	-
Joyner, P LB	2-3	5	DNP	2-1	DNP	0-1	DNP	DNP	DNP	DNP	-	DNP	DNP	0-1	-
Rousseau, G DL	1-4	5	-	1-4	DNP	DNP	DNP	DNP	DNP	DNP	DNP	DNP	DNP	DNP	DNP
Murphy, J DB	3-1	4	DNP	-	DNP	DNP	DNP	DNP	DNP	0-1	1-0	1-0	1-0	-	-
Hightower, B	3-1	4	-	-	DNP	1-0	1-0	-	DNP	0-1	1-0	DNP	-	-	-
Steed, W LB	2-1	3	DNP	2-0	DNP	DNP	-	DNP	-	DNP	DNP	DNP	0-1	-	DNP
Dallas, D	2-1	3	0-1	-	-	-	-	-	1-0	-	-	-	-	1-0	-
Ivey, D DB	1-2	3	-	0-1	-	-	1-0	-	-	-	-	-	-	-	DNP
Jordan, B	2-0	2	-	-	-	-	1-0	-	-	1-0	-	-	-	DNP	-
Butler, J	1-1	2	-	-	0-1	-	-	-	-	-	-	-	-	-	-
Lingard, L	1-1	2	-	0-1	-	-	DNP	-	1-0	DNP	DNP	DNP	DNP	DNP	1-0
Thomas, J	1-0	1	-	-	-	-	-	DNP	-	1-0	-	-	-	DNP	DNP
Gaynor, C	1-0	1	DNP	0-1	-	DNP	DNP	DNP	DNP	DNP	DNP	DNP	DNP	DNP	DNP
Frieron, G DB	0-1	1	DNP	-	DNP	1-0	DNP	DNP	DNP	DNP	DNP	DNP	DNP	DNP	DNP

2018 FINAL STATISTICS

(OVERALL: 7-6, ACC: 4-4, HOME: 5-1, AWAY: 2-3, NEUTRAL: 0-2)



TACKLES FOR LOSS	UAA	Total	LSU	SSU	TOLEDO	FIU	NC	FS	VA	BC	DU	GT	VT	UP	WIS
Willis, G DL	15-6	18.0	40-9	-	30-10	30-6	05-1	20-8	05-1	10-1	20-10	10-1	-	10-11	DNP
Garvin, J DL	8-18	17.0	30-7	30-9	-	25-8	10-6	20-14	15-7	10-5	05-1	-	-	15-3	10-3
Jackson, J DL	10-9	14.5	-	05-0	15-4	20-6	10-6	25-10	15-2	05-1	-	-	25-12	25-14	-
Quarterman, S LB	10-8	14.0	-	20-9	05-1	10-1	30-18	-	25-12	10-2	-	10-1	15-4	05-5	10-1
Pinckney, M LB	7-8	11.0	05-1	10-2	20-14	-	-	10-1	25-15	05-0	-	10-2	DNP	10-3	15-5
Smith, M LB	4-7	7.5	05-0	-	10-1	05-1	25-7	10-2	-	05-0	-	-	-	DNP	15-3
Odenigbo, T DL	5-3	6.5	-	-	-	-	10-2	05-1	-	-	05-1	10-1	-	10-2	25-4
Bethel, P DL	3-6	6.0	-	05-1	-	-	15-6	10-3	-	10-5	05-1	-	-	10-1	05-0
Finley, R DB	4-2	5.0	-	-	-	-	-	-	-	10-2	-	10-3	10-2	15-10	05-1
McCloud, Z LB	3-3	4.5	-	05-1	-	-	20-4	-	-	15-2	-	-	05-3	-	-
Bandy, T DB	4-1	4.5	-	-	10-3	-	15-6	-	-	-	-	-	10-4	10-4	-
Jackson, M DB	3-1	3.5	-	-	-	10-5	-	-	-	-	-	-	05-5	20-16	-
Redwine, S DB	3-1	3.5	-	-	10-7	-	-	10-8	05-1	-	-	-	10-10	-	-
Carter, A DB	3-0	3.0	-	20-13	DNP	-	-	10-2	-	-	-	-	-	-	-
Joyner, P LB	2-1	2.5	DNP	20-6	DNP	-	DNP	DNP	DNP	DNP	-	DNP	DNP	05-0	-
Jackson, D DL	2-1	2.5	-	DNP	-	-	-	-	-	-	-	10-2	-	-	15-4
Patchan, S DL	2-1	2.5	-	-	15-3	-	-	-	-	-	-	10-8	-	DNP	-
Ford, J DL	1-2	2.0	-	-	10-4	-	-	-	DNP	DNP	DNP	-	10-1	-	-
Silvera, N DL	0-3	1.5	DNP	05-1	-	-	-	-	-	-	DNP	DNP	05-0	-	-
Jennings, B LB	1-1	1.5	-	10-3	05-2	DNP	-	DNP	DNP	DNP	DNP	DNP	DNP	05-1	-
Johnson, J DB	1-1	1.5	-	-	-	DNP	DNP	-	-	05-1	10-1	-	-	-	-
Blades, A DB	1-0	1.0	-	-	10-1	-	-	-	-	-	-	-	-	-	-
Steed, W LB	1-0	1.0	DNP	10-3	DNP	DNP	-	DNP	DNP	DNP	DNP	DNP	-	-	DNP
McCray, T LB	0-1	0.5	DNP	-	DNP	-	-	DNP	DNP	DNP	-	-	05-1	-	-
Dean, J DB	0-1	0.5	-	-	-	-	-	-	-	-	-	-	05-1	-	-
Smith, D DB	0-1	0.5	-	-	-	-	-	-	DNP	-	-	-	05-1	-	-

SEASON IN REVIEW



2018 FINAL STATISTICS (OVERALL: 7-6, ACC: 4-4, HOME: 5-1, AWAY: 2-3, NEUTRAL: 0-2)

SEASON IN REVIEW

SACKS	UA-A	Total	LSU	SSU	TOLEDO	FIU	NC	FS	VA	BC	DU	GT	VT	UP	WIS
Jackson, JDL	7-4	9.0	-	0.5-0	-	1.5-6	1.0-6	2.0-8	-	-	-	-	1.5-11	2.5-14	-
Quarterman, S LB	5-2	6.0	-	1.0-7	-	-	2.0-16	-	2.0-10	-	-	-	0.5-3	0.5-5	-
Garvin, J DL	4-3	5.5	1.0-1	-	-	0.5-5	-	2.0-14	1.5-7	0.5-5	-	-	-	-	-
Willis, G DL	4-0	4.0	1.0-1	-	1.0-5	-	-	-	-	-	1.0-8	-	-	1.0-11	DNP
Pinckney, M LB	3-1	3.5	-	-	1.0-11	-	-	-	1.5-12	-	-	-	DNP	-	1.0-4
Redwine, S DB	3-0	3.0	-	-	1.0-7	-	-	1.0-8	-	-	-	-	1.0-10	-	-
Jackson, M DB	2-1	2.5	-	-	-	-	-	-	-	-	-	-	0.5-5	2.0-16	-
Bethel, P DL	1-2	2.0	-	0.5-1	-	-	-	1.0-3	-	0.5-5	-	-	-	-	-
Smith, M LB	1-1	1.5	-	-	-	-	-	-	-	-	-	-	-	DNP	1.5-3
Carter, A DB	1-0	1.0	-	1.0-10	DNP	-	-	-	-	-	-	-	-	-	-
Patchan, S DL	1-0	1.0	-	-	1.0-2	-	-	-	-	-	-	-	-	DNP	-
Jackson, D DL	0-1	0.5	-	DNP	-	-	-	-	-	-	-	-	-	-	0.5-2
McCloud, Z LB	0-1	0.5	-	-	-	-	-	-	-	-	-	-	0.5-3	-	-

2018 FINAL STATISTICS

(OVERALL: 7-6, ACC: 4-4, HOME: 5-1, AWAY: 2-3, NEUTRAL: 0-2)



FUMBLES	No-Lost	LSU	SSU	TOLEDO	FIU	NC	FS	VA	BC	DU	GT	VT	UP	WIS
Perry, N QB	5-3	DNP	-	-	1-0	1-1	2-1	-	DNP	-	1-1	-	-	-
Homer, T RB	4-3	-	1-1	-	1-0	-	-	-	-	-	-	-	1-1	1-1
Dallas, D RB	4-3	-	-	-	-	-	-	-	-	2-2	1-1	-	1-0	-
TEAM	2-0	DNP	DNP	-	DNP	-	-	DNP	-	-	DNP	1-0	-	1-0
Thomas, J WR	2-1	-	-	-	-	-	1-0	-	-	-	1-1	-	DNP	DNP
Weldon, C QB	1-1	DNP	-	DNP	1-1	-	DNP	DNP	DNP	DNP	DNP	-	DNP	DNP
Davis, C RB	1-1	DNP	-	DNP	-	DNP	-	DNP	DNP	DNP	-	-	1-1	-
Rosier, M QB	1-0	-	-	-	-	DNP	DNP	-	1-0	-	DNP	DNP	DNP	-

FUMBLES FORCED	Number	LSU	SSU	TOLEDO	FIU	NC	FS	VA	BC	DU	GT	VT	UP	WIS
Johnson, J	2	-	-	-	DNP	DNP	-	-	-	-	1	-	1	-
Jackson, J	2	-	-	-	-	2	-	-	-	-	-	-	-	-
Redwine, S	1	-	-	-	-	-	1	-	-	-	-	-	-	-
Smith, M	1	-	-	-	-	-	1	-	-	-	-	-	DNP	-
Quarterman, S	1	-	-	-	-	1	-	-	-	-	-	-	-	-
Patchan, S	1	-	-	-	-	-	-	-	-	-	1	-	DNP	-
Finley, R	1	-	-	-	-	-	-	-	-	-	-	1	-	-

FUMBLES RECOVERED	Number	LSU	SSU	TOLEDO	FIU	NC	FS	VA	BC	DU	GT	VT	UP	WIS
Garvin, J	2	-	-	-	-	2	-	-	-	-	-	-	-	-
Bandy, T	2	-	1	-	-	-	-	-	-	-	-	-	1	-
Steed, W	1	DNP	1	DNP	DNP	-	DNP	-	DNP	DNP	DNP	-	-	DNP
Jennings, B	1	-	-	-	DNP	1	DNP	DNP	DNP	DNP	DNP	DNP	DNP	DNP
Quarterman, S	1	-	-	-	-	-	-	-	-	-	1	-	-	-
Willis, G	1	-	-	-	-	-	1	-	-	-	-	-	-	DNP
Redwine, S	1	-	-	-	-	-	-	-	-	-	-	1	-	-

2018 FINAL STATISTICS (OVERALL: 7-6, ACC: 4-4, HOME: 5-1, AWAY: 2-3, NEUTRAL: 0-2)

TEAM STATISTICS

Date	Opponent	Rushing			Receiving			Passing				Kick Returns			Punt Returns			tot off				
		no	yds	td	lg	no	yds	td	lg	cmp	att	int	yds	td	lg	no	yds		td	lg		
Sep 02	vs LSU	34	83	1	17	15	259	1	50	15-35-2	259	1	50	2	50	0	27	0	0	0	342	
Sep 08	SAVANNAH STATE	37	239	5	64	19	255	5	67	19-31-1	255	5	67	1	26	0	26	4	131	1	48	494
Sep 15	at TOLEDO	53	268	5	37	13	205	2	41	13-23-0	205	2	41	2	47	0	30	0	0	0	0	473
Sep 22	FIU	49	248	1	35	20	240	3	42	20-29-1	240	3	42	1	32	0	32	3	44	0	36	488
Sep 27	NORTH CAROLINA	34	229	2	56	8	125	1	42	8-12-1	125	1	42	1	16	0	16	0	0	0	0	354
Oct 06	FLORIDA STATE	46	102	0	21	13	204	4	41	13-32-0	204	4	41	2	45	0	23	4	86	0	49	306
Oct 13	at Virginia	29	149	1	70	15	190	0	30	15-29-3	190	0	30	2	46	0	26	0	0	0	0	339
Oct 26	at Boston College	36	155	1	21	19	150	1	18	19-39-2	150	1	18	5	138	0	53	1	-3	0	0	305
Nov 03	DUKE	44	300	2	83	13	111	0	25	13-28-0	111	0	25	4	75	0	25	1	0	0	0	411
Nov 10	at Georgia Tech	30	134	3	22	14	165	0	27	14-23-0	165	0	27	6	144	0	52	1	-6	0	0	299
Nov 17	at Virginia Tech	32	168	2	42	21	171	2	33	21-34-0	171	2	33	0	0	0	0	3	77	1	51	339
Nov 24	PITTSBURGH	32	293	2	64	6	52	0	11	6-24-0	52	0	11	0	0	0	0	3	71	1	65	345
Dec 27	vs Wisconsin	23	121	0	62	6	48	0	22	6-17-4	48	0	22	3	54	0	28	2	36	0	35	169
Opponents		479	2489	25	83	182	2175	19	67	182-356-14	2175	19	67	29	673	0	53	22	436	3	65	4664
		526	1863	15	75	169	1763	11	45	169-317-16	1763	11	45	24	540	0	40	22	221	1	74	3626

Games: 13 • Avg/rush: 5.2 • Avg/catch: 12.0 • Pass effic: 112.19 • KR avg: 23.2 • PR avg: 19.8 • All purpose avg/game: 461.8 • Total offense avg/gm: 358.8

Date	Opponent	Tackles				Sacks		Fumble		Pass Defense			bikd	PAT Attempts			off		pts
		ua	a	total	ttl-yds	no	yds	ff	fr-yds	int-yds	qbh	brup	kick	rush	rcv	saf	l/o		
Sep 02	vs LSU	24	50	74	8.0-17	2.0-2	0	0-0	0-0	5	5	0	2-2	0	0	0	0	0	17
Sep 08	SAVANNAH STATE	26	52	78	14.0-48	3.0-18	0	2-0	2-11	1	0	2	11-11	0	0	0	21	77	
Sep 15	at TOLEDO	33	30	63	13.0-49	4.0-25	0	0-0	1-0	4	0	4	7-7	0	0	0	7	49	
Sep 22	FIU	23	30	53	11.0-28	2.0-11	0	0-0	1-0	8	4	0	4-4	0	0	0	3	31	
Sep 27	NORTH CAROLINA	45	36	81	14.0-56	3.0-22	3	3-9	3-150	3	4	0	5-6	0	0	0	24	47	
Oct 06	FLORIDA STATE	42	16	58	12.0-49	6.0-33	2	1-0	1-3	2	6	0	4-4	0	0	0	14	28	
Oct 13	at Virginia	29	44	73	9.0-38	5.0-29	0	0-0	3-27	0	0	0	1-1	0	0	0	3	13	
Oct 26	at Boston College	35	64	99	8.0-19	1.0-10	0	0-0	1-0	1	5	0	2-2	0	0	0	0	14	
Nov 03	DUKE	33	26	59	5.0-14	1.0-8	0	0-0	1-9	7	2	0	0-1	0	0	0	0	12	
Nov 10	at Georgia Tech	50	8	58	7.0-18	0.0-0	2	1-0	0-0	1	0	0	3-3	0	0	0	7	21	
Nov 17	at Virginia Tech	31	34	65	11.0-44	4.0-32	1	1-7	2-30	3	8	0	5-5	0	0	0	7	38	
Nov 24	PITTSBURGH	42	23	65	14.0-70	6.0-46	1	1-0	0-0	1	3	0	3-3	0	0	0	0	24	
Dec 27	vs Wisconsin	40	48	88	10.0-21	3.0-9	0	0-0	1-0	0	2	0	0-0	0	0	0	3	3	
Opponents		453	461	914	136.0-471	40.0-245	9	9-16	16-230	32	43	2	47-49	0	0	0	89	374	
		419	407	826	73.0-294	27.0-183	13	12-3	14-292	23	48	2	28-28	0	0	0	73	253	

Date	Opponent	Punting							Field Goals				Kickoffs					
		no	yds	avg	long	bikd	tb	fc	50+	120	md-att	long	bikd	no	yds	avg	tb	ob
Sep 02	vs LSU	5	182	36.4	54	0	0	0	2	1	1-2	38	0	4	236	59.0	1	1
Sep 08	SAVANNAH STATE	3	122	40.7	55	0	0	0	1	1	0-0	0	0	12	773	64.4	8	0
Sep 15	at TOLEDO	5	208	41.6	43	0	1	1	0	2	0-0	0	0	8	499	62.4	5	2
Sep 22	FIU	3	89	29.7	36	0	0	2	0	1	1-1	30	0	6	386	64.3	5	0
Sep 27	NORTH CAROLINA	2	75	37.5	41	0	0	1	0	1	2-2	35	0	8	520	65.0	4	0
Oct 06	FLORIDA STATE	8	325	40.6	53	0	0	1	1	2	0-1	0	0	5	310	62.0	4	0
Oct 13	at Virginia	3	131	43.7	48	0	0	0	0	1	2-2	47	0	4	200	50.0	2	0
Oct 26	at Boston College	4	143	35.8	44	0	0	1	0	2	0-0	0	0	3	192	64.0	1	0
Nov 03	DUKE	8	294	36.8	41	0	0	3	0	0	0-1	0	1	3	165	55.0	1	0
Nov 10	at Georgia Tech	4	125	31.2	35	0	0	1	0	2	0-0	0	0	4	223	55.8	1	0
Nov 17	at Virginia Tech	7	264	37.7	50	0	0	1	1	4	1-1	33	0	7	431	61.6	5	0
Nov 24	PITTSBURGH	7	285	40.7	56	0	0	2	1	3	1-1	37	0	5	304	60.8	4	0
Dec 27	vs Wisconsin	5	205	41.0	47	0	0	0	0	2	1-1	33	0	2	117	58.5	1	1
Opponents		64	2448	38.2	56	0	1	13	6	22	9-12	47	1	71	4356	61.4	42	4
		83	3406	41.0	73	1	5	32	19	28	19-27	54	1	56	3519	62.8	26	1

SEASON IN REVIEW

2018 FINAL STATISTICS (OVERALL: 7-6, ACC: 4-4, HOME: 5-1, AWAY: 2-3, NEUTRAL: 0-2)

OPPONENT STATISTICS

Date	Opponent	Rushing			Receiving			Passing			Kick Returns			Punt Returns			tot off					
		no.	yds	td	lg	no.	yds	td	lg	cmp	att	int	yds	td	lg	no.		yds	td	lg		
Sep 02	vs LSU	41	156	2	50	11	140	0	37	11-24-0	140	0	37	2	38	0	27	1	22	0	22	296
Sep 08	SAVANNAH STATE	46	30	0	24	6	48	0	13	6-12-2	48	0	13	4	74	0	23	0	0	0	0	78
Sep 15	at TOLEDO	36	112	1	15	13	222	2	44	13-23-1	222	2	44	1	40	0	40	2	18	0	9	334
Sep 22	FIU	24	17	0	10	13	170	2	40	13-28-1	170	2	40	1	21	0	21	0	0	0	0	187
Sep 27	NORTH CAROLINA	40	215	1	30	20	114	0	20	20-35-3	114	0	20	4	101	0	34	1	15	0	15	329
Oct 06	FLORIDA STATE	33	70	0	13	16	130	2	21	16-32-1	130	2	21	1	29	0	29	5	145	1	74	200
Oct 13	at Virginia	41	143	1	15	12	92	0	24	12-21-3	92	0	24	2	61	0	31	3	9	0	8	235
Oct 26	at Boston College	53	223	2	43	17	210	1	31	17-30-1	210	1	31	2	49	0	26	1	2	0	2	436
Nov 03	DUKE	30	146	1	75	19	144	1	24	19-37-1	144	1	24	1	15	0	15	2	1	0	4	290
Nov 10	at Georgia Tech	53	230	2	34	3	73	1	31	3-4-0	73	1	31	3	64	0	26	1	1	0	1	303
Nov 17	at Virginia Tech	33	119	1	26	18	216	1	45	18-36-2	216	1	45	2	30	0	20	0	0	0	0	335
Nov 24	PITTSBURGH	38	69	0	31	15	131	0	42	15-24-0	131	0	42	1	18	0	18	2	1	0	3	200
Dec 27	vs Wisconsin	58	333	4	41	6	73	1	35	6-11-1	73	1	35	0	50	0	0	4	7	0	4	406
Miami (FL)		526	1863	15	75	169	1763	11	45	169-317-16	1763	11	45	24	540	0	40	22	221	1	74	3626
Miami (FL)		479	2489	25	83	182	2175	19	67	182-356-14	2175	19	67	29	673	0	53	22	436	3	65	4664

Games: 13 • Avg/rush: 3.5 • Avg/catch: 10.4 • Pass eff: 101.39 • KR avg: 22.5 • PR avg: 10.0 • All purpose avg/game: 359.9 • Total offense avg/gm: 278.9

Date	Opponent	Tackles			Sacks	Fumble			Pass Defense			bkd	PAT Attempts			off	pts	
		ua	a	total		tfl/yds	no-yds	ff	fr-yds	int/yds	abn		brup	kick	kick			rush
Sep 02	vs LSU	27	32	59	6.0-41	4.0-36	0	0-0	2-74	5	4	0	3-3	0	0	0	10	33
Sep 08	SAVANNAH STATE	25	44	69	5.0-13	1.0-6	1	1-0	1-13	0	4	0	0-0	0	0	0	0	0
Sep 15	at TOLEDO	29	56	85	3.0-7	0.0-0	0	0-0	0-0	4	5	0	3-3	0	0	0	0	24
Sep 22	FIU	44	42	86	4.0-21	2.0-15	1	1-0	1-5	0	3	0	2-2	0	0	0	3	17
Sep 27	NORTH CAROLINA	27	18	45	6.0-22	2.0-8	2	1-0	1-19	0	0	1	1-1	0	0	0	0	10
Oct 06	FLORIDA STATE	41	28	69	13.0-52	5.0-33	2	1-0	0-0	2	6	0	3-3	0	0	0	3	27
Oct 13	at Virginia	27	39	66	3.0-17	2.0-16	0	0-0	3-117	4	5	0	1-1	0	0	0	10	16
Oct 26	at Boston College	37	38	75	4.0-24	3.0-23	1	0-0	2-29	0	8	0	3-3	0	0	0	10	27
Nov 03	DUKE	47	26	73	8.0-23	3.0-15	2	2-0	0-0	1	2	1	2-2	0	0	0	3	20
Nov 10	at Georgia Tech	36	10	46	4.0-7	1.0-3	1	3-3	0-0	1	3	0	3-3	0	0	0	13	27
Nov 17	at Virginia Tech	35	28	63	10.0-45	2.0-16	0	0-0	0-0	3	0	0	2-2	0	0	0	0	14
Nov 24	PITTSBURGH	26	18	44	1.0-4	1.0-4	2	2-0	0-0	1	5	0	0-0	0	0	0	0	3
Dec 27	vs Wisconsin	18	28	46	6.0-18	1.0-8	1	1-0	4-35	2	3	0	5-5	0	0	0	21	35
Miami (FL)		419	407	826	73.0-294	27.0-183	13	12-3	14-292	23	48	2	28-28	0	0	0	73	253
Miami (FL)		453	461	914	136.0-471	40.0-245	9	9-16	16-230	32	43	2	47-49	0	0	0	89	374

Date	Opponent	Punting								Field Goals			Kickoffs					
		no.	yds	avg	long	bikd	tb	fc	50+	i20	md-att	long	bikd	no.	yds	avg	tb	ob
Sep 02	vs LSU	5	203	40.6	51	0	1	3	1	1	4-4	54	0	8	517	64.6	6	0
Sep 08	SAVANNAH STATE	10	400	40.0	66	1	2	2	2	0	0-1	0	1	1	56	56.0	0	0
Sep 15	at TOLEDO	6	250	41.7	52	0	0	3	2	0	1-2	47	0	5	317	63.4	3	0
Sep 22	FIU	9	423	47.0	58	0	2	4	4	1	1-1	28	0	2	130	65.0	1	0
Sep 27	NORTH CAROLINA	2	82	41.0	43	0	0	1	0	0	1-2	22	0	3	195	65.0	2	0
Oct 06	FLORIDA STATE	8	345	43.1	55	0	0	1	3	2	2-3	53	0	5	305	61.0	3	0
Oct 13	at Virginia	4	150	37.5	46	0	0	2	0	2	3-3	46	0	4	260	65.0	2	0
Oct 26	at Boston College	4	144	36.0	48	0	0	2	0	4	2-3	23	0	6	360	60.0	0	1
Nov 03	DUKE	10	366	36.6	53	0	0	5	2	8	2-2	33	0	5	310	62.0	1	0
Nov 10	at Georgia Tech	3	142	47.3	54	0	0	1	2	2	2-2	38	0	6	360	60.0	0	0
Nov 17	at Virginia Tech	6	242	40.3	49	0	0	2	0	1	0-1	0	0	3	195	65.0	3	0
Nov 24	PITTSBURGH	12	520	43.3	73	0	0	4	3	5	1-1	40	0	2	130	65.0	2	0
Dec 27	vs Wisconsin	4	139	34.8	45	0	0	2	0	2	0-2	0	0	6	384	64.0	3	0
Miami (FL)		83	3406	41.0	73	1	5	32	19	28	19-27	54	1	56	3519	62.8	26	1
Miami (FL)		64	2448	38.2	56	0	1	13	6	22	9-12	47	1	71	4356	61.4	42	4



SEASON IN REVIEW



2018 FINAL STATISTICS

(OVERALL: 7-6, ACC: 4-4, HOME: 5-1, AWAY: 2-3, NEUTRAL: 0-2)

SEASON IN REVIEW

Opponent	Score	Total	Rush	Pass	Pen	Rushing Number-Yards	Comp-Att-Int	Passing Yards	Total Offense Plays-Yards	Return Yards	Turn- Overs
LSU	17-33	18 / 17	6 / 8	9 / 5	3 / 4	34-83 / 41-156	15-35-2 / 11-24-0	259 / 140	69-342 / 65-296	50 / 134	2 / 0
SAVANNAH STATE	77-0	20 / 5	11 / 2	8 / 2	1 / 1	37-239 / 46-30	19-31-1 / 6-12-2	255 / 48	68-494 / 58-78	168 / 87	2 / 4
TOLEDO	49-24	24 / 17	16 / 8	7 / 9	1 / 0	53-268 / 36-112	13-23-0 / 13-23-1	205 / 222	76-473 / 59-334	47 / 58	0 / 1
FIU	31-17	27 / 7	15 / 1	11 / 5	1 / 1	49-248 / 24-17	20-29-1 / 13-28-1	240 / 170	78-488 / 52-187	76 / 26	2 / 1
NORTH CAROLINA	47-10	14 / 24	10 / 14	4 / 8	0 / 2	34-229 / 40-215	8-12-1 / 20-35-3	125 / 114	46-354 / 75-329	175 / 135	2 / 6
FLORIDA STATE	28-27	20 / 14	9 / 5	8 / 9	3 / 0	46-102 / 33-70	13-32-0 / 16-32-1	204 / 130	78-306 / 65-200	134 / 174	1 / 2
Virginia	13-16	16 / 18	6 / 12	9 / 3	1 / 3	29-149 / 41-143	15-29-3 / 12-21-3	190 / 92	58-339 / 62-235	73 / 187	3 / 3
Boston College	14-27	19 / 22	10 / 11	8 / 10	1 / 1	36-155 / 53-223	19-39-2 / 17-30-1	150 / 210	75-305 / 83-433	135 / 80	2 / 1
DUKE	12-20	16 / 13	10 / 5	5 / 6	1 / 2	44-300 / 30-146	13-28-0 / 19-37-1	111 / 144	72-411 / 67-290	84 / 16	2 / 1
Georgia Tech	21-27	13 / 15	7 / 12	6 / 3	0 / 0	30-134 / 53-230	14-23-0 / 3-4-0	165 / 73	53-299 / 57-303	138 / 68	3 / 1
Virginia Tech	38-14	17 / 22	8 / 8	7 / 12	2 / 2	32-168 / 33-119	21-34-0 / 18-36-2	171 / 216	66-339 / 69-335	114 / 30	0 / 3
PITTSBURGH	24-3	12 / 11	6 / 4	4 / 5	2 / 2	32-293 / 38-69	6-24-0 / 15-24-0	52 / 131	56-345 / 62-200	71 / 19	2 / 1
Wisconsin	3-35	6 / 20	3 / 17	3 / 3	0 / 0	23-121 / 58-333	6-17-4 / 6-11-1	48 / 73	40-169 / 69-406	90 / 42	5 / 1
Totals	374-253	222 / 205	117 / 107	89 / 80	16 / 18	479-2489 / 526-1863	182-356-14 / 169-317-16	2175 / 1763	835-4664 / 843-3626	1355 / 1056	26 / 25

Opponent	3rd Down Conversions	4th Down Conversions	Time of Possession	TOP Margin	Avg Yds/Rush	Avg Yds/Pass	Avg Yds/Play	Punting Number-Avg	Penalties Number-Yards	Sacks
LSU	6-16 / 3-16	1-3 / 1-1	28:11 / 31:49	-3:38	24 / 3.8	7.4 / 5.8	5.0 / 4.6	5-36.4 / 5-40.6	11-85 / 6-62	2 / 4
SAVANNAH STATE	7-12 / 2-16	1-2 / 0-1	26:08 / 33:52	-7:44	6.5 / 0.7	8.2 / 4.0	7.3 / 1.3	3-40.7 / 10-40.0	1-15 / 3-28	3 / 1
TOLEDO	7-15 / 2-11	2-2 / 0-1	35:29 / 24:31	10:58	5.1 / 3.1	8.9 / 9.7	6.2 / 5.7	5-41.6 / 6-41.7	0-0 / 5-38	4 / 0
FIU	8-15 / 3-14	0-2 / 0-0	36:49 / 23:11	13:38	5.1 / 0.7	8.3 / 6.1	6.3 / 3.6	3-29.7 / 9-47.0	6-60 / 3-23	2 / 2
NORTH CAROLINA	3-6 / 2-13	0-0 / 1-3	26:48 / 33:12	-6:24	6.7 / 5.4	10.4 / 3.3	7.7 / 4.4	2-37.5 / 2-41.0	7-65 / 4-40	3 / 2
FLORIDA STATE	5-18 / 5-16	3-4 / 0-0	34:31 / 25:29	9:02	2.2 / 2.1	6.4 / 4.1	3.9 / 3.1	8-40.6 / 8-43.1	6-50 / 7-80	6 / 5
Virginia	4-11 / 3-10	0-2 / 0-0	28:10 / 31:50	-3:40	5.1 / 3.5	6.6 / 4.4	5.8 / 3.8	3-43.7 / 4-37.5	8-71 / 6-60	5 / 2
Boston College	8-17 / 6-18	0-3 / 2-2	28:24 / 31:36	-3:12	4.3 / 4.2	3.8 / 7.0	4.1 / 5.2	4-35.8 / 4-36.0	6-28 / 8-70	1 / 3
DUKE	3-14 / 3-16	1-2 / 0-1	32:06 / 27:54	4:12	6.8 / 4.9	4.0 / 3.9	5.7 / 4.3	8-36.8 / 10-36.6	6-73 / 3-25	1 / 3
Georgia Tech	9-15 / 9-16	1-1 / 1-1	25:08 / 34:45	-9:37	4.5 / 4.3	7.2 / 18.2	5.6 / 5.3	4-31.2 / 3-47.3	7-49 / 3-35	0 / 1
Virginia Tech	7-15 / 2-12	0-0 / 1-3	31:19 / 28:41	2:38	5.2 / 3.6	5.0 / 6.0	5.1 / 4.9	7-37.7 / 6-40.3	11-71 / 3-35	4 / 2
PITTSBURGH	2-12 / 1-15	1-2 / 0-1	24:26 / 35:34	-11:08	9.2 / 1.8	2.2 / 5.5	6.2 / 3.2	7-40.7 / 12-43.3	3-30 / 10-100	6 / 1
Wisconsin	3-11 / 6-13	0-0 / 0-0	20:13 / 39:47	-19:34	5.3 / 5.7	2.8 / 6.6	4.2 / 5.9	5-41.0 / 4-34.8	1-5 / 1-15	3 / 1
Totals	72-177 / 47-186	10-23 / 6-14	377:42 / 402:11	-24:29	5.2 / 3.5	6.1 / 5.6	5.6 / 4.3	64-38.2 / 83-41.0	73-602 / 62-611	40 / 27

Note: Game totals are displayed in the format TEAM/OPPONENT for each category

2018 FINAL STATISTICS (OVERALL: 7-6, ACC: 4-4, HOME: 5-1, AWAY: 2-3, NEUTRAL: 0-2)

Miami (FL) - Long Plays

20-YARD PLUS PLAYS

Yds	Type	Player(s)	Opponent
83*	INT	Romeo Finley	North Carolina
83*	Rush	DeeJay Dallas	Duke
70	Rush	Travis Homer	Virginia
67*	Pass	Jeff Thomas from Malik Rosier	Savannah State
65*	PR	DeeJay Dallas	Pittsburgh
64*	Rush	Travis Homer	Pittsburgh
64*	Rush	Lorenzo Lingard	Savannah State
62	Rush	Malik Rosier	Wisconsin
56	Rush	Travis Homer	North Carolina
53	KR	DeeJay Dallas	Boston College
52	KR	Jeff Thomas	Georgia Tech
51*	PR	Jeff Thomas	Virginia Tech
50	Pass	Jeff Thomas from Malik Rosier	LSU
49	PR	DeeJay Dallas	Florida State
48	PR	Jeff Thomas	Savannah State
47	Rush	Travis Homer	Pittsburgh
43	Rush	Travis Homer	Duke
42	Pass	Mike Harley from N'Kosi Perry	North Carolina
42*	INT	Joe Jackson	North Carolina
42	Pass	Mike Harley from N'Kosi Perry	FIU
42*	Rush	Cam'ron Davis	Virginia Tech
42	PR	Jeff Thomas	Savannah State
41*	Pass	Brevin Jordan from N'Kosi Perry	Florida State
41	Pass	Jeff Thomas from Malik Rosier	TOLEDO
41	Rush	N'Kosi Perry	Pittsburgh
38	Pass	Darrell Langham from N'Kosi Perry	Savannah State
38*	Pass	Jeff Thomas from Malik Rosier	TOLEDO
37	Rush	Travis Homer	Pittsburgh
37*	Rush	Malik Rosier	TOLEDO
36	PR	Jeff Thomas	FIU
36	Pass	Lawrence Cager from Malik Rosier	LSU
35	KR	DeeJay Dallas	Boston College
35	PR	DeeJay Dallas	Wisconsin
35*	Rush	Travis Homer	FIU
35	Rush	Travis Homer	Savannah State
35	Rush	Cam'ron Davis	Virginia Tech
34	Rush	DeeJay Dallas	Savannah State
34	Pass	Brevin Jordan from N'Kosi Perry	Virginia Tech
33	Pass	Lawrence Cager from N'Kosi Perry	Savannah State
32	Pass	Jeff Thomas from N'Kosi Perry	Florida State
32	KR	Jeff Thomas	FIU
32	Pass	Jeff Thomas from Malik Rosier	LSU
32	Pass	Lawrence Cager from Malik Rosier	TOLEDO
32*	Pass	Brian Hightower from Malik Rosier	LSU
30	Pass	Lawrence Cager from Malik Rosier	Virginia
30	Rush	Travis Homer	Virginia Tech
30	Pass	Lawrence Cager from Malik Rosier	TOLEDO
30	KR	Jeff Thomas	TOLEDO
29	KR	DeeJay Dallas	Boston College
28	Rush	DeeJay Dallas	Pittsburgh
28	KR	DeeJay Dallas	Wisconsin
28	Pass	Mike Harley from N'Kosi Perry	North Carolina
28	Pass	Jeff Thomas from N'Kosi Perry	North Carolina
27	KR	Jeff Thomas	Florida State
27	PR	Jeff Thomas	LSU
26*	Pass	Lawrence Cager from N'Kosi Perry	Virginia Tech
26	Pass	DeeJay Dallas from N'Kosi Perry	FIU
26	KR	Lorenzo Lingard	FIU
26	KR	DeeJay Dallas	Virginia
26	KR	DeeJay Dallas	Georgia Tech
26	KR	Jeff Thomas	Savannah State
25	Pass	Lawrence Cager from Malik Rosier	Savannah State
25	Rush	DeeJay Dallas	Savannah State
25	KR	DeeJay Dallas	North Carolina
25	INT	Jhavorne Dean	North Carolina
24	Pass	Travis Homer from Malik Rosier	Virginia
24	Pass	Dee Wiggins from N'Kosi Perry	Georgia Tech
23	Pass	Jeff Thomas from N'Kosi Perry	Georgia Tech
23	KR	DeeJay Dallas	Georgia Tech
23	KR	Jeff Thomas	Florida State
23	Pass	Mike Harley from N'Kosi Perry	LSU
22	Pass	Brevin Jordan from Malik Rosier	Duke
22	Pass	Mike Harley from Malik Rosier	Virginia
22	Pass	Darrell Langham from N'Kosi Perry	Duke
22	Rush	DeeJay Dallas	North Carolina
22	Pass	Lawrence Cager from Malik Rosier	North Carolina
22	Pass	Lawrence Cager from Malik Rosier	Wisconsin

LONG PLAYS BY THE NUMBERS

Long Plays By Yards	No.	TD
100+	0	0
90-99	0	0
80-89	2	2
70-79	1	0
60-69	5	4
50-59	5	1
40-49	12	3
30-39	23	4
20-29	43	2

Long Plays By Type	No.	TD
Rushing	26	7
Passing	35	5
Punt returns	8	2
Kick returns	18	0
Interceptions	4	2
Fumble returns	0	0
Other	0	0
TOTAL	91	16

20-YARD PLUS BY PLAYER

Player	No.	TD	R	P	KR	PR	IR	FR
Jeff Thomas	22	3	0	10	7	5	0	0
DeeJay Dallas	19	2	6	1	9	3	0	0
Travis Homer	11	2	9	2	0	0	0	0
Lawrence Cager	9	1	0	9	0	0	0	0
Malik Rosier	5	1	5	0	0	0	0	0
Mike Harley	5	0	0	5	0	0	0	0
Brevin Jordan	4	1	0	4	0	0	0	0
Cam'ron Davis	3	2	3	0	0	0	0	0
Lorenzo Lingard	3	1	1	0	2	0	0	0
Darrell Langham	2	0	0	2	0	0	0	0
Brian Hightower	1	1	0	1	0	0	0	0
Joe Jackson	1	0	0	0	0	0	1	0
Romeo Finley	1	1	0	0	0	0	1	0
N'Kosi Perry	1	0	1	0	0	0	0	0
Jhavorne Dean	1	0	0	0	0	0	1	0
Dee Wiggins	1	0	0	1	0	0	0	0
Trayone Gray	1	0	1	0	0	0	0	0
Shaquille Quarterman	1	0	0	0	0	0	1	0
TOTAL	91	16	26	35	18	8	4	0

LONGEST PLAYS OF THE YEAR

Rushing
83 DeeJay Dallas vs Duke (11/3/2018)
Rushing Touchdown
83 DeeJay Dallas vs Duke (11/3/2018)
Passing
67 Jeff Thomas from Malik Rosier vs Savannah State (9/8/2018)
Passing Touchdown
67 Jeff Thomas from Malik Rosier vs Savannah State (9/8/2018)
Punt Return
65 DeeJay Dallas vs Pittsburgh (11/24/2018)
Kick Return
53 DeeJay Dallas vs Boston College (10/26/2018)
Interception Return
83 Romeo Finley vs North Carolina (9/27/2018)
Fumble Return
9 Jonathan Garvin vs North Carolina (9/27/2018)
Punt
56 Zach Feagles vs Pittsburgh (11/24/2018)
Field Goal
47 Bubba Baxa vs Virginia (10/13/2018)

* touchdown scored on play



2018 FINAL STATISTICS (OVERALL: 7-6, ACC: 4-4, HOME: 5-1, AWAY: 2-3, NEUTRAL: 0-2)

22	KR	Jeff Thomas	Florida State
22*	Rush	Cam'ron Davis	Georgia Tech
22	Pass	Jeff Thomas from Malik Rosier	LSU
21	KR	DeeJay Dallas	Boston College
21	Rush	Malik Rosier	Wisconsin
21	Pass	Travis Homer from Malik Rosier	Virginia
21	Rush	Malik Rosier	Boston College
21	Rush	DeeJay Dallas	Florida State
21	Pass	Brevin Jordan from Malik Rosier	Savannah State
20	Rush	Trayone Gray	Pittsburgh
20	KR	Lorenzo Lingard	Virginia
20	KR	DeeJay Dallas	Georgia Tech
20	Pass	Lawrence Cager from N'Kosi Perry	Florida State
20	INT	Shaquille Quarterman	Virginia Tech
20	Rush	Malik Rosier	Duke



SEASON IN REVIEW

2018 FINAL STATISTICS (OVERALL: 7-6, ACC: 4-4, HOME: 5-1, AWAY: 2-3, NEUTRAL: 0-2)

Miami (FL) Inside Opponent Red-Zone

Date	Opponent	Score	Times		Total Pts	Rush	Pass	FGs Made	Failed to score inside RZ						
			In RZ	Scored		TDs	TDs		TDs	FGA	Down	Int.	Fumb.	Half	Game
Sep 02, 2018	vs LSU	L 17-33	2	2	10	1	1	0	1	0	0	0	0	0	0
Sep 08, 2018	SAVANNAH STATE	W 77-0	9	8	56	8	4	4	0	0	1	0	0	0	0
Sep 15, 2018	at TOLEDO	W 49-24	5	5	35	5	4	1	0	0	0	0	0	0	0
Sep 22, 2018	FIU	W 31-17	4	3	17	2	0	2	1	0	1	0	0	0	0
Sep 27, 2018	NORTH CAROLINA	W 47-10	5	5	26	3	2	1	2	0	0	0	0	0	0
Oct 06, 2018	FLORIDA STATE	W 28-27	5	3	21	3	0	3	0	1	0	0	0	0	1
Oct 13, 2018	at Virginia	L 13-16	3	3	13	1	1	0	2	0	0	0	0	0	0
Oct 26, 2018	at Boston College	L 14-27	3	2	14	2	1	1	0	0	1	0	0	0	0
Nov 03, 2018	DUKE	L 12-20	2	1	6	1	1	0	0	0	0	0	0	0	1
Nov 10, 2018	at Georgia Tech	L 21-27	2	2	14	2	2	0	0	0	0	0	0	0	0
Nov 17, 2018	at Virginia Tech	W 38-14	4	4	24	3	1	2	1	0	0	0	0	0	0
Nov 24, 2018	PITTSBURGH	W 24-3	3	2	10	1	1	0	1	0	1	0	0	0	0
Dec 27, 2018	vs Wisconsin	L 3-35	1	1	3	0	0	0	1	0	0	0	0	0	0
Totals			48	41	249	32	18	14	9	1	4	0	0	2	0

41 of 48 (85.4%)

Opponents Inside Miami (FL) Red-Zone

Date	Opponent	Score	Times		Total Pts	Rush	Pass	FGs Made	Failed to score inside RZ						
			In RZ	Scored		TDs	TDs		TDs	FGA	Down	Int.	Fumb.	Half	Game
Sep 02, 2018	vs LSU	L 17-33	4	4	16	1	1	0	3	0	0	0	0	0	0
Sep 08, 2018	SAVANNAH STATE	W 77-0	1	0	0	0	0	0	0	1	0	0	0	0	0
Sep 15, 2018	at TOLEDO	W 49-24	2	2	14	2	1	1	0	0	0	0	0	0	0
Sep 22, 2018	FIU	W 31-17	2	2	10	1	0	1	1	0	0	0	0	0	0
Sep 27, 2018	NORTH CAROLINA	W 47-10	3	2	10	1	1	0	1	1	0	0	0	0	0
Oct 06, 2018	FLORIDA STATE	W 28-27	2	2	14	2	0	2	0	0	0	0	0	0	0
Oct 13, 2018	at Virginia	L 13-16	4	3	13	1	1	0	2	0	0	0	0	0	1
Oct 26, 2018	at Boston College	L 14-27	5	5	27	3	2	1	2	0	0	0	0	0	0
Nov 03, 2018	DUKE	L 12-20	3	3	13	1	0	1	2	0	0	0	0	0	0
Nov 10, 2018	at Georgia Tech	L 21-27	3	2	10	1	1	0	1	0	0	0	0	0	1
Nov 17, 2018	at Virginia Tech	W 38-14	3	2	14	2	1	1	0	0	1	0	0	0	0
Nov 24, 2018	PITTSBURGH	W 24-3	1	1	3	0	0	0	1	0	0	0	0	0	0
Dec 27, 2018	vs Wisconsin	L 3-35	6	4	28	4	4	0	0	1	1	0	0	0	0
Totals			39	32	172	19	12	7	13	3	2	0	0	2	0

32 of 39 (82.1%)

SEASON IN REVIEW



2018 FINAL STATISTICS (OVERALL: 7-6, ACC: 4-4, HOME: 5-1, AWAY: 2-3, NEUTRAL: 0-2)

3rd-Down Conversions

Date	Opponent	Score	Overall	1st Qtr	2nd Qtr	3rd Qtr	4th Qtr	Overtime
Sep 02, 2018	vs LSU	L 17-33	6-16 37.5	0-3 0.0	0-3 0.0	3-4 75.0	3-6 50.0	
Sep 08, 2018	SAVANNAH STATE	W 77-0	7-12 58.3	2-3 66.7	1-4 25.0	4-4 100.0	0-1 0.0	
Sep 15, 2018	at TOLEDO	W 49-24	7-15 46.7	1-3 33.3	1-2 50.0	4-6 66.7	1-4 25.0	
Sep 22, 2018	FIU	W 31-17	8-15 53.3	1-3 33.3	3-5 60.0	1-3 33.3	3-4 75.0	
Sep 27, 2018	NORTH CAROLINA	W 47-10	3-6 50.0	0-1 0.0	1-2 50.0	0-1 0.0	2-2 100.0	
Oct 06, 2018	FLORIDA STATE	W 28-27	5-18 27.8	2-4 50.0	1-5 20.0	0-3 0.0	2-6 33.3	
Oct 13, 2018	at Virginia	L 13-16	4-11 36.4	0-2 0.0	1-4 25.0	1-3 33.3	2-2 100.0	
Oct 26, 2018	at Boston College	L 14-27	8-17 47.1	1-3 33.3	4-6 66.7	3-5 60.0	0-3 0.0	
Nov 03, 2018	DUKE	L 12-20	3-14 21.4	1-4 25.0	0-2 0.0	0-2 0.0	2-6 33.3	
Nov 10, 2018	at Georgia Tech	L 21-27	9-15 60.0	3-3 100.0	1-5 20.0	1-3 33.3	4-4 100.0	
Nov 17, 2018	at Virginia Tech	W 38-14	7-15 46.7	2-5 40.0	1-3 33.3	3-5 60.0	1-2 50.0	
Nov 24, 2018	PITTSBURGH	W 24-3	2-12 16.7	0-4 0.0	1-3 33.3	0-2 0.0	1-3 33.3	
Dec 27, 2018	vs Wisconsin	L 3-35	3-11 27.3	1-3 33.3	1-2 50.0	1-4 25.0	0-2 0.0	
	Miami (FL)		72-177 40.7	14-41 34.1	16-46 34.8	21-45 46.7	21-45 46.7	0-0 0.0
	Opponents		47-186 25.3	13-39 33.3	11-55 20.0	8-40 20.0	15-52 28.8	0-0 0.0

4th-Down Conversions

Date	Opponent	Score	Overall	1st Qtr	2nd Qtr	3rd Qtr	4th Qtr	Overtime
Sep 02, 2018	vs LSU	L 17-33	1-3 33.3	0-0 0.0	0-0 0.0	0-0 0.0	1-3 33.3	
Sep 08, 2018	SAVANNAH STATE	W 77-0	1-2 50.0	0-0 0.0	1-1 100.0	0-0 0.0	0-1 0.0	
Sep 15, 2018	at TOLEDO	W 49-24	2-2 100.0	0-0 0.0	0-0 0.0	1-1 100.0	1-1 100.0	
Sep 22, 2018	FIU	W 31-17	0-2 0.0	0-1 0.0	0-0 0.0	0-0 0.0	0-1 0.0	
Sep 27, 2018	NORTH CAROLINA	W 47-10	0-0 0.0	0-0 0.0	0-0 0.0	0-0 0.0	0-0 0.0	
Oct 06, 2018	FLORIDA STATE	W 28-27	3-4 75.0	0-0 0.0	1-2 50.0	1-1 100.0	1-1 100.0	
Oct 13, 2018	at Virginia	L 13-16	0-2 0.0	0-1 0.0	0-0 0.0	0-1 0.0	0-0 0.0	
Oct 26, 2018	at Boston College	L 14-27	0-3 0.0	0-0 0.0	0-0 0.0	0-0 0.0	0-3 0.0	
Nov 03, 2018	DUKE	L 12-20	1-2 50.0	0-1 0.0	0-0 0.0	0-0 0.0	1-1 100.0	
Nov 10, 2018	at Georgia Tech	L 21-27	1-1 100.0	0-0 0.0	1-1 100.0	0-0 0.0	0-0 0.0	
Nov 17, 2018	at Virginia Tech	W 38-14	0-0 0.0	0-0 0.0	0-0 0.0	0-0 0.0	0-0 0.0	
Nov 24, 2018	PITTSBURGH	W 24-3	1-2 50.0	0-0 0.0	0-0 0.0	0-0 0.0	1-2 50.0	
Dec 27, 2018	vs Wisconsin	L 3-35	0-0 0.0	0-0 0.0	0-0 0.0	0-0 0.0	0-0 0.0	
	Miami (FL)		10-23 43.5	0-3 0.0	3-4 75.0	2-3 66.7	5-13 38.5	0-0 0.0
	Opponents		6-14 42.9	1-2 50.0	2-3 66.7	1-1 100.0	2-8 25.0	0-0 0.0

Time of Possession

Date	Opponent	Score	Overall	1st Qtr	2nd Qtr	3rd Qtr	4th Qtr	Overtime
Sep 02, 2018	vs LSU	L 17-33	28:11	7:32	5:16	9:46	5:37	
Sep 08, 2018	SAVANNAH STATE	W 77-0	26:08	7:10	7:17	6:44	4:57	
Sep 15, 2018	at TOLEDO	W 49-24	35:29	7:42	6:36	9:56	11:15	
Sep 22, 2018	FIU	W 31-17	36:49	10:21	10:15	6:59	9:14	
Sep 27, 2018	NORTH CAROLINA	W 47-10	26:48	6:56	6:23	5:48	7:41	
Oct 06, 2018	FLORIDA STATE	W 28-27	34:31	8:55	7:40	9:01	8:55	
Oct 13, 2018	at Virginia	L 13-16	28:10	4:28	8:47	8:21	6:34	
Oct 26, 2018	at Boston College	L 14-27	28:24	7:11	6:59	9:51	4:23	
Nov 03, 2018	DUKE	L 12-20	32:06	9:22	7:58	8:49	5:57	
Nov 10, 2018	at Georgia Tech	L 21-27	25:08	6:52	7:55	5:48	4:33	
Nov 17, 2018	at Virginia Tech	W 38-14	31:19	9:06	7:05	7:07	8:01	
Nov 24, 2018	PITTSBURGH	W 24-3	24:26	5:18	5:07	3:37	10:24	
Dec 27, 2018	vs Wisconsin	L 3-35	20:13	5:54	4:18	6:06	3:55	
	Miami (FL)	Total	377:42	96:47	91:36	97:53	91:26	0:00
		Avg.	29:03	7:26	7:02	7:31	7:02	0:00
	Opponents	Total	402:11	98:06	103:24	97:07	103:34	0:00
		Avg.	30:56	7:32	7:57	7:28	7:58	0:00

SEASON IN REVIEW

2018 FINAL STATISTICS

(OVERALL: 7-6, ACC: 4-4, HOME: 5-1, AWAY: 2-3, NEUTRAL: 0-2)

#	PLAYER	GP-GS	LSU	SSU	TOLEDO	FIU	NC	FS	VA	BC	DU	GT	VT	UP	WIS
37	Alford, C	1/-	...	XXX	XXX	...
29	Allen, C	1/-	START	START	START	START	START	START	START	START	START	START	START	START	START
2	Bandy, T	13/13	XXX	XXX	XXX	XXX	XXX	XXX	XXX	XXX	XXX	XXX	XXX	XXX	XXX
21	Baxa, B	13/13	...	XXX
27	Bethel, N	1/-	START	START	START	START	START	START	START	START	START	START	START	START	START
30	Bethel, P	13/11	XXX	XXX	XXX	XXX	XXX	XXX	XXX	XXX	XXX	XXX	XXX	XXX	XXX
7B	Blades, A	13/-	XXX	XXX	XXX	XXX	XXX	XXX	XXX	XXX	XXX	XXX	XXX	XXX	XXX
50	Bouliware, V	13/6	XXX	XXX	XXX	XXX	XXX	XXX	XXX	XXX	XXX	XXX	XXX	XXX	XXX
28	Burns, R	13/6	XXX	XXX	XXX	XXX	XXX	XXX	XXX	XXX	XXX	XXX	XXX	XXX	XXX
2B	Burns, J	13/-	XXX	XXX	XXX	XXX	XXX	XXX	XXX	XXX	XXX	XXX	XXX	XXX	XXX
39	Butler, J	13/12	START	START	START	START	START	START	START	START	START	START	START	START	START
18	Cager, L	4/-	...	XXX	XXX	...
72	Campbell, J	1/-	...	XXX	XXX	...
92	Cardenas, A	1/-	...	XXX	XXX	...
5	Carter, A	12/2	XXX	XXX	XXX	XXX	XXX	XXX	XXX	XXX	XXX	XXX	XXX	XXX	XXX
13	Dallas, D	13/-	XXX	XXX	XXX	XXX	XXX	XXX	XXX	XXX	XXX	XXX	XXX	XXX	XXX
3D	Davis, C	7/-	XXX	XXX	XXX	XXX	XXX	XXX	XXX	XXX	XXX	XXX	XXX	XXX	XXX
6	Dean, J	13/-	XXX	XXX	XXX	XXX	XXX	XXX	XXX	XXX	XXX	XXX	XXX	XXX	XXX
5D	Donaldson, N	13/12	START	START	START	START	START	START	START	START	START	START	START	START	START
46	Duchaine, N	3/-	...	XXX	XXX	...
67	Dykstra, Z	1/-	...	XXX	XXX	...
1E	Ezzard, M	3/-	...	XXX	XXX	...
8F	Feagles, Z	10/-	XXX	XXX	XXX	XXX	XXX	XXX	XXX	XXX	XXX	XXX	XXX	XXX	XXX
7F	Few, M	4/-	XXX	XXX	XXX	XXX	XXX	XXX	XXX	XXX	XXX	XXX	XXX	XXX	XXX
30	Finley, R	13/4	START	START	START	START	START	START	START	START	START	START	START	START	START
96	Ford, J	10/-	XXX	XXX	XXX	XXX	XXX	XXX	XXX	XXX	XXX	XXX	XXX	XXX	XXX
3F	Frierson, G	2/-	...	XXX	XXX	...
97	Garvin, J	13/13	START	START	START	START	START	START	START	START	START	START	START	START	START
74	Gauthier, T	12/12	START	START	START	START	START	START	START	START	START	START	START	START	START
65	Gaynor, C	4/-	...	XXX	XXX	...
4G	George, R	2/-	...	XXX	XXX	...
32	Gray, T	13/1	XXX	XXX	XXX	XXX	XXX	XXX	XXX	XXX	XXX	XXX	XXX	XXX	XXX
26	Hall, G	12/-	XXX	XXX	XXX	XXX	XXX	XXX	XXX	XXX	XXX	XXX	XXX	XXX	XXX
3	Hartley, M	13/4	XXX	XXX	XXX	XXX	XXX	XXX	XXX	XXX	XXX	XXX	XXX	XXX	XXX
57	Herbert, K	1/-	...	XXX	XXX	...
7	Hightower, B	11/3	XXX	XXX	XXX	XXX	XXX	XXX	XXX	XXX	XXX	XXX	XXX	XXX	XXX
75	Hillery, Z	7/-	XXX	XXX	XXX	XXX	XXX	XXX	XXX	XXX	XXX	XXX	XXX	XXX	XXX
24	Hornor, T	13/13	START	START	START	START	START	START	START	START	START	START	START	START	START
87	Ivin, M	1/-	...	XXX	XXX	...
8	Ivey, D	11/-	XXX	XXX	XXX	XXX	XXX	XXX	XXX	XXX	XXX	XXX	XXX	XXX	XXX
31	Jackson, D	12/-	XXX	XXX	XXX	XXX	XXX	XXX	XXX	XXX	XXX	XXX	XXX	XXX	XXX
99	Jackson, J	13/12	START	START	START	START	START	START	START	START	START	START	START	START	START
28	Jackson, M	13/13	START	START	START	START	START	START	START	START	START	START	START	START	START
44	Jennings, B	4/-	XXX	XXX	XXX	XXX	XXX	XXX	XXX	XXX	XXX	XXX	XXX	XXX	XXX
4	Jennings, J	11/11	START	START	START	START	START	START	START	START	START	START	START	START	START
77	Jones, J	13/5	START	START	START	START	START	START	START	START	START	START	START	START	START
9J	Jordan, B	12/11	START	START	START	START	START	START	START	START	START	START	START	START	START
52	Joyner, P	4/-	...	XXX	XXX	...



2018 FINAL STATISTICS

(OVERALL: 7-6, ACC: 4-4, HOME: 5-1, AWAY: 2-3, NEUTRAL: 0-2)

SEASON IN REVIEW

#	PLAYER	GP-GS	LSU	SSU	TOLEDO	FIU	NC	FS	VA	BC	DU	GT	VT	UP	WIS
20	Knowles, R	12/-	XXX	XXX	XXX	XXX	XXX	XXX	...	XXX	XXX	XXX	XXX	XXX	XXX
81	Langham, D	13/5	XXX	START	XXX	XXX	START	START	XXX	XXX	START	XXX	XXX	START	START
1	Lingard, L	6/5	XXX	XXX	XXX	XXX	XXX	XXX	XXX	XXX
62	Mahoney, H	13/10	START	START	START	START	START	START	START	XXX	XXX	START	START	XXX	START
85	Mallory, W	10/1	XXX	START	XXX	XXX	XXX	XXX	XXX	XXX	...	XXX	XXX
90	Martin, T	1/-	XXX	XXX
53	McCloud, Z	13/9	XXX	START	START	START	START	XXX	START	START	XXX	START	XXX	START	START
23	McCray, T	8/-	...	XXX	...	XXX	XXX	XXX	XXX	XXX	XXX	XXX
91	Miller, J	1/-	...	XXX
79	Milo, B	5/-	...	XXX	XXX	XXX	XXX	XXX	...
9M	Murphy, J	7/-	...	XXX	XXX	XXX	XXX	XXX	XXX	XXX
2M	Murphy, T	1/-	...	XXX
83	Njoku, E	8/-	XXX	XXX	XXX	XXX	XXX	XXX	XXX	XXX	XXX	START	START	START	START
94	Odenigbo, T	13/4	XXX	XXX	XXX	XXX	XXX	XXX	XXX	XXX	XXX	START	START	XXX	XXX
41	Parrott, M	4/-	XXX	XXX	XXX	XXX	XXX	...	XXX
19	Patchan, S	12/-	XXX	XXX	XXX	XXX	XXX	XXX	XXX	XXX	XXX	XXX	XXX	...	XXX
34	Perry, C	4/-	...	XXX	...	XXX	XXX	XXX
5P	Perry, N	11/6	...	XXX	XXX	START	START	START	START	...	XXX	START	START	START	START
56	Pinkney, M	12/12	START	START	START	START	START	START	START	START	START	START	START	START	START
88	Polendey, B	2/-	XXX	XXX
6P	Pope, M	9/-	XXX	XXX	XXX	XXX	XXX	XXX	XXX	XXX	XXX	XXX	XXX	XXX	XXX
55	Quarterman, S	13/13	START	START	START	START	START	START	START	START	START	START	START	START	START
22	Redwine, S	13/13	START	START	START	START	START	START	START	START	START	START	START	START	START
2R	Reed, C	2/-	XXX	XXX
82	Richards, A	1/1	START	...	START	XXX	START	START	START
12	Rosier, M	8/7	START	START	START	START
15	Rousseau, G	2/-	XXX	XXX
51	Scaife, D	13/7	XXX	XXX	XXX	XXX	XXX	XXX	START	START	START	START	START	START	START
1S	Silveira, N	10/-	...	XXX	XXX	XXX	XXX	XXX	XXX	XXX	XXX	XXX
25	Smith, D	12/1	XXX	XXX	XXX	XXX	XXX	XXX	XXX	XXX	XXX	XXX	XXX	XXX	XXX
35	Smith, M	12/1	XXX	XXX	XXX	XXX	XXX	XXX	XXX	XXX	XXX	XXX	XXX	XXX	XXX
43	Spicer, J	12/-	XXX	XXX	XXX	XXX	XXX	XXX	XXX	XXX	XXX	XXX	XXX	XXX	XXX
78	St. Louis, T	13/13	START	START	START	START	START	START	START	START	START	START	START	START	START
17	Steed, W	5/-	...	XXX	...	XXX	XXX	...	XXX	XXX	XXX	...
4T	Thomas, J	11/10	START	START	START	START	START	START	START	START	START	START	START
7W	Weldon, C	4/0	...	XXX	...	XXX	XXX	XXX	XXX	...
8W	Wiggins, D	13/3	XXX	XXX	XXX	XXX	XXX	XXX	START	START	START	START	START	START	START
5W	Williams, J	1/-	XXX	XXX
9	Willis, G	12/12	START	START	START	START	START	START	START	START	START	START	START	START	START
59	York, S	1/-	...	XXX

INDIVIDUAL GAME HIGHS

Rushes	21	Travis Homer vs Florida State (Oct 06, 2018)
Yards Rushing	168	Travis Homer vs Pittsburgh (Nov 24, 2018)
TD Rushes	3	Malik Rosier at TOLEDO (Sep 15, 2018)
Long Rush	83	DeeJay Dallas vs Duke (Nov 03, 2018)
Pass attempts	36	Malik Rosier at Boston College (Oct 26, 2018)
Pass completions	21	N'Kosi Perry at Virginia Tech (Nov 17, 2018)
Yards Passing	259	Malik Rosier vs LSU (Sep 02, 2018)
TD Passes	4	N'Kosi Perry vs Florida State (Oct 06, 2018)
Long Pass	67	Malik Rosier vs Savannah State (Sep 08, 2018)
Receptions	8	Brevin Jordan at Boston College (Oct 26, 2018)
Yards Receiving	132	Jeff Thomas vs LSU (Sep 02, 2018)
TD Receptions	2	Brevin Jordan vs Savannah State (Sep 08, 2018)
	2	Lawrence Cager vs FIU (Sep 22, 2018)
	2	Lawrence Cager vs Florida State (Oct 06, 2018)
Long Reception	67	Jeff Thomas vs Savannah State (Sep 08, 2018)
Field Goals	2	Bubba Baxa vs North Carolina (Sep 27, 2018)
	2	Bubba Baxa at Virginia (Oct 13, 2018)
Long Field Goal	47	Bubba Baxa at Virginia (Oct 13, 2018)
Punts	8	Jack Spicer vs Florida State (Oct 06, 2018)
Punting Avg	44.0	Zach Feagles vs Savannah State (Sep 08, 2018)
Long Punt	56	Zach Feagles vs Pittsburgh (Nov 24, 2018)
Punts inside 20	3	Jack Spicer at Virginia Tech (Nov 17, 2018)
	3	Zach Feagles vs Pittsburgh (Nov 24, 2018)
Long Punt Return	65	DeeJay Dallas vs Pittsburgh (Nov 24, 2018)
Long Kickoff Return	53	DeeJay Dallas at Boston College (Oct 26, 2018)
Tackles	14	Sheldrick Redwine at Boston College (Oct 26, 2018)
Sacks	2.5	Joe Jackson vs Pittsburgh (Nov 24, 2018)
Tackles For Loss	4.0	Gerald Willis III vs LSU (Sep 02, 2018)
Interceptions	2	Trajan Bandy at Virginia (Oct 13, 2018)



2018 FINAL STATISTICS (OVERALL: 7-6, ACC: 4-4, HOME: 5-1, AWAY: 2-3, NEUTRAL: 0-2)

TEAM GAME HIGHS

Rushes	53	at TOLEDO (Sep 15, 2018)
Yards Rushing	300	vs Duke (Nov 03, 2018)
Yards Per Rush	9.2	vs Pittsburgh (Nov 24, 2018)
TD Rushes	5	vs Savannah State (Sep 08, 2018)
	5	at TOLEDO (Sep 15, 2018)
Pass attempts	39	at Boston College (Oct 26, 2018)
Pass completions	21	at Virginia Tech (Nov 17, 2018)
Yards Passing	259	vs LSU (Sep 02, 2018)
Yards Per Pass	10.4	vs North Carolina (Sep 27, 2018)
TD Passes	5	vs Savannah State (Sep 08, 2018)
Total Plays	78	vs FIU (Sep 22, 2018)
	78	vs Florida State (Oct 06, 2018)
Total Offense	494	vs Savannah State (Sep 08, 2018)
Yards Per Play	7.7	vs North Carolina (Sep 27, 2018)
Points	77	vs Savannah State (Sep 08, 2018)
Sacks By	6	vs Florida State (Oct 06, 2018)
	6	vs Pittsburgh (Nov 24, 2018)
First Downs	27	vs FIU (Sep 22, 2018)
Penalties	11	vs LSU (Sep 02, 2018)
	11	at Virginia Tech (Nov 17, 2018)
Penalty Yards	85	vs LSU (Sep 02, 2018)
Turnovers	5	vs Wisconsin (Dec 27, 2018)
Interceptions By	3	vs North Carolina (Sep 27, 2018)
	3	at Virginia (Oct 13, 2018)
Punts	8	vs Florida State (Oct 06, 2018)
	8	vs Duke (Nov 03, 2018)
Punting Avg	43.7	at Virginia (Oct 13, 2018)
Long Punt	56	vs Pittsburgh (Nov 24, 2018)
Punts inside 20	4	at Virginia Tech (Nov 17, 2018)
Long Punt Return	65	vs Pittsburgh (Nov 24, 2018)



OPPONENT INDIVIDUAL GAME HIGHS

Rushes	32	Dillon,A, at Boston College (Oct 26, 2018)
Yards Rushing	205	Taylor, J., vs Wisconsin (Dec 27, 2018)
TD Rushes	2	Nick Brossette, vs LSU (Sep 02, 2018)
	2	Marshall, T., at Georgia Tech (Nov 10, 2018)
Long Rush	75	Jackson, D, vs Duke (Nov 03, 2018)
Pass attempts	36	Willis, R, at Virginia Tech (Nov 17, 2018)
Pass completions	18	Willis, R, at Virginia Tech (Nov 17, 2018)
Yards Passing	222	GUADAGNI, M., at TOLEDO (Sep 15, 2018)
TD Passes	2	GUADAGNI, M., at TOLEDO (Sep 15, 2018)
	2	MORGAN, James, vs FIU (Sep 22, 2018)
	2	Francois, D, vs Florida State (Oct 06, 2018)
Long Pass	45	Willis, R, at Virginia Tech (Nov 17, 2018)
Receptions	6	JOHNSON, Di., at TOLEDO (Sep 15, 2018)
	6	Araujo-Lopes, R, vs Pittsburgh (Nov 24, 2018)
Yards Receiving	123	WORTON, C., vs FIU (Sep 22, 2018)
TD Receptions	2	JOHNSON, Di., at TOLEDO (Sep 15, 2018)
	2	WORTON, C., vs FIU (Sep 22, 2018)
Long Reception	45	Turner, T, at Virginia Tech (Nov 17, 2018)
Field Goals	4	Cole Tracy, vs LSU (Sep 02, 2018)
Long Field Goal	54	Cole Tracy, vs LSU (Sep 02, 2018)
Punts	12	Christodoulou, vs Pittsburgh (Nov 24, 2018)
Punting Avg	49.0	LUGO,Giovanni, vs Savannah State (Sep 08, 2018)
Long Punt	73	Christodoulou, vs Pittsburgh (Nov 24, 2018)
Punts inside 20	6	Parker, A, vs Duke (Nov 03, 2018)
Long Punt Return	74	Matthews, D, vs Florida State (Oct 06, 2018)
Long Kickoff Return	40	JOHNSON, Di., at TOLEDO (Sep 15, 2018)
Tackles	14	Ashby, R, at Virginia Tech (Nov 17, 2018)
Sacks	2.0	SILVA, Fermin, vs FIU (Sep 22, 2018)
	2.0	Wilson, M, vs Florida State (Oct 06, 2018)
	2.0	Burns, B, vs Florida State (Oct 06, 2018)
Tackles For Loss	3.0	Burns, B, vs Florida State (Oct 06, 2018)
	3.0	Hollifield, D, at Virginia Tech (Nov 17, 2018)
Interceptions	2	Thornhill, J, at Virginia (Oct 13, 2018)



2018 FINAL STATISTICS (OVERALL: 7-6, ACC: 4-4, HOME: 5-1, AWAY: 2-3, NEUTRAL: 0-2)

OPPONENT TEAM GAME HIGHS

Rushes	58	vs Wisconsin (Dec 27, 2018)
Yards Rushing	333	vs Wisconsin (Dec 27, 2018)
Yards Per Rush	5.7	vs Wisconsin (Dec 27, 2018)
TD Rushes	4	vs Wisconsin (Dec 27, 2018)
Pass attempts	37	vs Duke (Nov 03, 2018)
Pass completions	20	vs North Carolina (Sep 27, 2018)
Yards Passing	222	at TOLEDO (Sep 15, 2018)
Yards Per Pass	18.2	at Georgia Tech (Nov 10, 2018)
TD Passes	2	at TOLEDO (Sep 15, 2018)
	2	vs FIU (Sep 22, 2018)
	2	vs Florida State (Oct 06, 2018)
Total Plays	83	at Boston College (Oct 26, 2018)
Total Offense	433	at Boston College (Oct 26, 2018)
Yards Per Play	5.9	vs Wisconsin (Dec 27, 2018)
Points	35	vs Wisconsin (Dec 27, 2018)
Sacks By	5	vs Florida State (Oct 06, 2018)
First Downs	24	vs North Carolina (Sep 27, 2018)
Penalties	10	vs Pittsburgh (Nov 24, 2018)
Penalty Yards	100	vs Pittsburgh (Nov 24, 2018)
Turnovers	6	vs North Carolina (Sep 27, 2018)
Interceptions By	4	vs Wisconsin (Dec 27, 2018)
Punts	12	vs Pittsburgh (Nov 24, 2018)
Punting Avg	47.3	at Georgia Tech (Nov 10, 2018)
Long Punt	73	vs Pittsburgh (Nov 24, 2018)
Punts inside 20	8	vs Duke (Nov 03, 2018)
Long Punt Return	74	vs Florida State (Oct 06, 2018)



MIAMI FOOTBALL HISTORY

Hurricanes Football History	102-109
All-Time Results.....	110-123
Series History	124-140
National Championships.....	141-145
Bowl Game History	146
Bowl Game Recaps.....	147-159
College/Pro Football Hall of Fame	160-165
First-Team All-Americans	166-174
Ring of Honor.....	175-178
Retired Jerseys.....	179
Award Winners	180-185
#ProCanes	186-196
NFL Draft History.....	197-200
Hurricanes in the Super Bowl / Pro Bowl.....	201-203
All-Time Lettermen	204-224
Attendance.....	225-226
University of Miami Sports Hall of Fame	227-231

1926-36

THE BEGINNING

Before competition even took place on a freshman level, plans for a 50,000-seat on campus stadium were proposed in 1926 by the school's first president, Dr. Bowman Ashe. Work began on a temporary, 8,000-seat structure on campus, but one day later, on September 17, 1926, a hurricane leveled much of South Florida, killing more than 130 people, damaging over 10,000 homes and shelving plans for the stadium.

Due to the storm, classes started late and it wasn't until October 23 that UM played its first game: a 7-0 win over Rollins in front of 304 spectators. The season included two wins over the University of Havana, with a Thanksgiving Day game in Miami and a Christmas Day meeting in Cuba.

The first varsity competition came in 1927 and coach Howard Buck guided the Hurricanes to a 3-6-1 record with a 39-3 win over Rollins in the first game.

MIAMI'S FIRST ROAD VICTORY

J. Burton Rix, who had coached at Texas and SMU, arrived in time for the 1929 season and Miami's first varsity road games. The team traveled via the city's private car, *The Spirit of Miami* on the Eastern Seaboard Railroad.

MIAMI'S FIRST INTERSECTIONAL GAME

Miami's first intersectional game was an indoor contest against Temple in Atlantic City, N.J. The UM players presented their opponents with coconuts prior to the contest; in return Temple handed Miami a 34-0 defeat. Also that season, the Hurricanes played one of the nation's first night games on October 31, 1930 a game vs. Bowden College in Miami.

FIRST BOWL GAME

UM entered the bowl business, upsetting Manhattan in the Palm Festival on January 1, 1933, at Moore Park in Miami. The next year, UM went 5-0-2 but lost in the Palm Festival to a Duquesne team coached by Elmer Layden (one of the famed Four Horsemen of Notre Dame).

BEGINNING OF THE FAMED ORANGE BOWL

UM played Bucknell on New Year's Day following the 1934 season in the Wooden Bowl. A halftime parade that included an orange-colored

bowl was the humble beginning of the famed Orange Bowl extravaganzas produced by Earnie Seiler.

1937-42, 1945-47

THE JACK HARDING ERA

Jack Harding served as both head coach and athletic director in 1937. In nine seasons as head coach (with a two-year break for service in World War II), Harding moved the Hurricanes from the ranks of a small time program into major college status. In 1937 UM also moved into the Roddy Burdine Municipal Stadium (later renamed the Orange Bowl).

HURRICANES' FIRST WIN OVER GATORS

Miami won its first meeting against Florida and that same year captured the Southern Intercollegiate Athletic Association championship for the first time.

HURRICANES DURING WWII

Eddie Dunn, a running back out of Pittsburgh, starred for the Hurricanes in the late '30s and took over as head coach for two years (1943-44) during World War II. When Harding returned just prior to the 1945 season, it appeared that UM would suffer through another miserable season after going 1-7-1 in 1944. But enrollment began to swell as hundreds returned from the service. The Canes forged a 9-1-1 record that included one of the most memorable Orange Bowl games in history.

On January 1, 1946, UM and Holy Cross had battled to a 6-6 tie with just a few seconds remaining. Crusader quarterback Gene DeFilippo threw a desperation pass that went in and out of the arms of an open receiver and wound up in the hands of the Hurricanes' Al Hudson. A former Miami Edison High track star, Hudson juggled the ball and sprinted 89 yards for the winning score as time ran out.

1948-63

THE ANDY GUSTAFSON ERA

In 16 seasons, Andy Gustafson's teams went to four bowls and appeared on national television nine times. He developed the "Miami Drive Series", a form of the belly option generally considered the forerunner of the wishbone and coached Al Carapella as UM's first major college All-American (1950). Gustafson's 1950 squad went 9-1-1, defeated Purdue one week after the

Boilermakers had broken Notre Dame's unbeaten streak at 39 games and earned an Orange Bowl bid against Clemson.

UM'S FIRST TOP 10 RANKING

A No. 9 ranking by both UP and INS in 1954 marked UM's first Top 10 ranking at the end of the season. In 1956, on the strength of an 8-1-1 mark, the Hurricanes finished sixth in all three wire service polls.

HURRICANES AND INTEGRATION

UM broke a Southern tradition by playing against African-American players in a 14-6 defeat of Iowa in the Orange Bowl. In the late 1950s, UM had won a battle with the city to open seating to African-Americans in the entire Orange Bowl, and on January 31, 1961, the UM trustees voted unanimously to open the door to all students.

FIRST AFRICAN-AMERICAN HURRICANES

In December 1966, the University of Miami signed an African-American athlete, Ray Bellamy, a 6-5, 210-pound wide receiver from Palmetto, Fla., who chose Miami over Florida State, Florida A&M and a number of major colleges in the Midwest. Miami became the second major college in the South with an African-American football player on scholarship, and Bellamy became a standout both on and off the football field. Tom Sullivan, a tailback from Jacksonville, became the second African-American signee in 1968 and was followed one year later by future pro stars Burgess Owens and Chuck Foreman.

THE AGE OF MIRACLES

Key West native George Mira led Miami to a pair of bowl games while twice earning All-America honors in the early 1960s. Nicknamed "The Matador," Mira set nearly every passing record in the school's history, finished fifth in the Heisman Trophy voting as a senior and tied a national completion record (368) despite UM's 3-7 record.

1964-69

THE CHARLIE TATE ERA

Charlie Tate was tabbed as head man in early 1964 and after two years at .500 under Tate, another star emerged to lead UM to back-to-back bowl games.

HENDRICKS EMERGES

Born in Guatemala and raised in South Florida, Ted Hendricks, nicknamed "The Mad Stork,"

became one of the most feared pass rushers in college football. He became the school's first and only three-time All-American (1966, 1967 and 1968).

1970-78

CANES FIND THEIR WAY

Five different coaches guided UM from 1970-78, with Walk Kichefski (1970), Fran Curci (1971-72), Pete Elliott (1973-74), Carl Selmer (1975-76) and Lou Saban (1977-78) combining to go 37-61 in nine seasons. Elliott had the most success of the group, going 5-6 in 1973 and 6-5 in 1974. During the 1974 season – one of only two winning seasons for UM in the 1970s – the Canes won road contests at No. 19 Houston and West Virginia, in addition to picking up home victories over Virginia Tech and Syracuse. UM's other winning season of the 1970s came in 1978 when Saban guided UM to 6-5 campaign with road wins at Kansas, at No. 19 Auburn and at Florida to close out the season.

The bad times were eased some when Miami pulled a stunning 14-13 upset of Florida in Gainesville.

FIFTH DOWN PLAY

After three games in 1972, the Hurricanes were winless and playing at home against Tulane when a fifth down play gave Miami a 24-21 win. The Hurricanes had started with a first-and-10 from Tulane's 12-yard line late in the game. After four plays (plus a nullified penalty down), Miami was exiting the field, still trailing 21-17. But the officials called the UM offense back onto the field for another down, which resulted in a 32-yard touchdown pass from quarterback Ed Carney to split end Witt Beckman.

1979-1983

THE HOWARD SCHNELLENBERGER ERA

In January 1979, UM hired Dolphins offensive coordinator Howard Schnellenberger as its eighth head coach since 1963. Schnellenberger installed a pro-style passing attack, and in his first year at the helm UM became known as the "Jet-Lag Kids." The team traveled more than 28,000 miles in 1979, an NCAA record, including trips to the Japan Bowl, San Diego State, Penn State and Syracuse, posting a 5-6 record.

TURNING POINT UNDER SCHNELLENBERGER

A year later, Schnellenberger's Hurricanes went 8-3 and were invited to the Peach Bowl. They posted a 20-10 victory over Virginia Tech to finish 9-3 for the season. That game is cited by many as the turning point in the UM football program. UM went 9-2 in 1981 and 7-4 in 1982, both respectable seasons. Still, nobody knew what was coming next. By Schnellenberger's fifth and last season of 1983, UM had traveled even further - to the national championship of college football. Behind the passing wizardry of freshman quarterback Bernie Kosar, the Hurricanes upset Nebraska 31-30 in the 50th Orange Bowl Classic to cap a storybook 11-1 season and a No. 1 spot in both wire service polls.

1984-88

THE JIMMY JOHNSON ERA

In May 1984, UM athletic director Sam Jankovich plucked Jimmy Johnson away from Oklahoma State. Johnson's first campaign resulted in an 8-5 record, including the "Hail Flutie" loss to Boston College and an appearance in the Fiesta Bowl.

TESTAVERDE BECOMES UM'S FIRST HEISMAN WINNER

In 1986, the 60th year of UM's varsity football history, the Hurricanes fielded what many consider to be one of the best college football teams ever. Led by Miami's first Heisman Trophy winner - Vinny Testaverde - the Hurricanes swept through the regular season with a perfect 11-0 mark. Miami held down the No. 1 national ranking for 15 weeks in the fall of 1986 on the strength of a record-breaking offense and the nation's No. 5 ranked defense, a unit that featured first-team All-Americans Jerome Brown and Bennie Blades.

THREE CANES TAKEN IN FIRST NINE PICKS OF NFL DRAFT

The Hurricanes of 1986 appeared on network TV in eight of their 12 games, and in the spring of 1987, three Hurricanes (Testaverde, Alonzo Highsmith and Eddie Brown) were selected in the first nine picks of the NFL draft.

SECOND TITLE IN 1987

The Hurricanes firmly established themselves as the "Team of the 1980s" in 1987 by winning the school's second national championship in five years. The season was highlighted by "The Game of the Year," as it was later called, on October 3 in Tallahassee, as No. 3 Miami faced No. 4 Florida State on national television (CBS). Miami

overcame a 19-3 deficit behind three Steve Walsh touchdown passes and Bubba McDowell knocked down an FSU two-point conversion attempt to preserve a 26-25 Hurricanes victory.

THE FIRST UNBEATEN SET OF CANES

In the 1988 Orange Bowl, Miami, for the third consecutive season, dealt the powerful Sooners their only defeat of the year, 20-14. Miami completed a 12-0 season, the first undefeated record by a UM varsity team.

BLADES AND STUBBS SHINE

At season's end, safety Bennie Blades, Miami's all-time interceptions leader, was named consensus All-American for the second straight year and in January 1988 he was named co-recipient of the Jim Thorpe Award, which honors the nation's finest defensive back. DE Daniel Stubbs, Miami's all-time sack leader, also closed out his memorable career as a consensus All-American and finished as a finalist for the Outland Trophy.

FIRST TRIP TO THE WHITE HOUSE

On January 29, 1988, the Hurricane players and coaches were honored guests of President Ronald Reagan at the White House, a first for any collegiate athletic team in the state of Florida.

1989-94

THE DENNIS ERICKSON ERA

Dennis Erickson of Washington State was named UM's 18th head coach on March 5, 1989. Erickson earned the distinction of being only the second Division I head coach to win a national title in his first season at a school, leading the Hurricanes to an 11-1 record and the school's third national championship in seven seasons. Truly the "Team of the 1980s", Miami stormed to the crown with a 33-25 win over Alabama in the Sugar Bowl. QB Craig Erickson won Sugar Bowl MVP honors.

The 1990 edition of the Hurricanes went on to set school records in total offense (482.9 yards per game) and in passing yardage (324.8 ypg). A powerful defensive unit anchored by All-Americans Russell Maryland (who went on to become the Hurricanes' first Outland Trophy winner and was the first overall pick in the NFL draft) and Maurice Crum (a Butkus Award finalist) allowed just 79.7 yards per game rushing. Miami finished the season with a 10-2 record and a 46-3 victory over Texas in the Mobil Cotton Bowl (UM's eighth straight New Year's Day Bowl). With its No. 3 final ranking, it became only the second team in

college football history to finish No. 1, 2 or 3 for five straight seasons.

MIAMI JOINS THE BIG EAST

Following the 1990 season, Miami officially became a charter member of the BIG EAST Football Conference, joining Boston College, Syracuse, Pittsburgh, Rutgers, Temple, Virginia Tech and West Virginia.

UNDEFEATED AGAIN

In 1991, Miami went 12-0 for only the second time in its history, winning the AP National Championship, while Washington, which also finished 12-0, was voted National Champion by CNN/USA TODAY (coaches). It was the second title in Dennis Erickson's three years (a feat matched by only one other coach), the third for the school in five years, and fourth in nine.

HUERTA'S RECORD

Kicker Carlos Huerta set an NCAA record with 157 consecutive extra points and set or tied 13 Miami records. He finished with 397 career points, third on the NCAA career list, and was one of five UM first-team All-Americans, joining defensive back Darryl Williams, offensive lineman Leon Searcy, linebacker Darrin Smith and receiver/kick returner Kevin Williams.

WHITE HOUSE AGAIN

The season ended with a third visit to the White House in five years, this time to see President George H.W. Bush, following a convincing 22-0 win over Nebraska in the Federal Express Orange Bowl.

HURRICANE ANDREW STRIKES

The 1992 season saw the Hurricanes face a level of adversity previously unimagined. Just prior to the season, on August 24, South Florida was devastated by Hurricane Andrew causing Erickson, five other coaches and several staff and players' families to move out of their severely damaged homes. The Miami football team was forced to move nearly 200 miles north to Dodgertown in Vero Beach to complete preseason drills before playing the season opener. The 24-7 road victory at Iowa was the first positive symbol for a ravaged Miami community. Head coach Dennis Erickson was named the BIG EAST Coach of the Year, while QB Gino Torretta earned college football's highest individual honor, becoming Miami's second Heisman Trophy winner.

Torretta became the most honored college player in history and was joined by linebackers Micheal Barrow and Darrin Smith and cornerback

Ryan McNeil as first-team All-Americans.

NCAA RECORD SET

A 41-17 defeat of Memphis State in the 1993 season finale gave the Canes their 57th consecutive home victory, tying the NCAA record set by Alabama, and sent a senior class to graduation without a loss in the Orange Bowl during their careers.

58 IN A ROW

Miami opened the 1994 campaign by etching its name atop an NCAA record that may never fall. With a 56-0 victory over Georgia Southern, the Hurricanes recorded their 58th consecutive victory in the Orange Bowl, a streak that began in 1985. After posting a road victory at Arizona State, the Canes returned home to face another Pac-10 foe, Washington. The Huskies capitalized on a series of UM miscues early in the third quarter to produce 22 points, and the Miami home win streak ended with a 38-20 defeat.

SAPP WINS LOMBARDI AWARD

Defensive tackle Warren Sapp etched his name among the great defensive linemen in UM history as he was named a consensus All-American and Miami's first Lombardi Award winner in 1994.

1995-2000

THE BUTCH DAVIS ERA

Former UM assistant Butch Davis returned to Coral Gables following six seasons as an assistant coach with the Dallas Cowboys in January of 1995. By mid-October, Miami found itself with a 1-3 record, including a 0-1 mark in conference play, Miami regrouped and reeled off seven straight wins to finish the season with an 8-3 record. Junior middle linebacker Ray Lewis finished second in the balloting for the 1995 Butkus Award and was honored as a first-team All-American by the Associated Press.

3 FOR 300

The 1997 Hurricanes became the first team in the history of the program to put together three consecutive games of rushing for more than 300 yards. Miami accomplished the feat in wins over Boston College, Temple and Arkansas State. In the thrilling, double overtime victory over BC, running back Edgerrin James set what was then a BIG EAST and University of Miami single-game rushing record with 271 yards in the 45-44 win.

BACK TO THE TOP

In 1998, the Hurricanes began their ascent back to the top of college football. A team that featured 71 sophomores and freshmen battled to a BIG EAST Conference title showdown with Syracuse in the conference finale. Miami rebounded from a bitter defeat at Syracuse to ruin UCLA's national title hopes in the regular-season finale. In a game that was originally scheduled to be played in the Orange Bowl on September 26 but was rescheduled for December 5 as Hurricane George set its sights on South Florida, Miami hosted the third-ranked Bruins and their 20-game winning streak. When Cade McNown's "Hail Mary" pass fell through the back of the end zone as time expired, fans stormed the Orange Bowl field to celebrate UM's dramatic 49-45 victory. The Hurricanes had sent notice to the college football world that the program was headed back in the right direction. Miami finished 1998 with a 9-3 mark and a No. 20 final ranking following a 46-23 dismantling of NC State in the Micron PC Bowl at nearby Pro Player Stadium.

BC COMEBACK

The Hurricanes produced the largest comeback in UM history at Boston College in 1999, erasing a 28-0 third quarter deficit to win, 31-28. That win provided UM with momentum as the Canes would win seven of their final eight games, the only loss coming to No. 2 Virginia Tech.

BACK ON TOP

The 2000 Hurricanes tallied big victories over top-ranked Florida State and No. 2 Virginia Tech on their way to being acknowledged nationally as college football's hottest team at season's end, but were not given a chance to play for the national championship. UM laid an impressive 37-20 win on Florida in the Nokia Sugar Bowl to make a case for a fifth championship and setting the stage for another title run in 2001.

2001-06

THE LARRY COKER ERA

Larry Coker was named as UM's 19th head football coach on February 3, 2001. The 2001 season started with Coker facing coaching legend Joe Paterno and the Penn State Nittany Lions. A crowd of 109,313 – the largest ever for a Miami game – watched the Hurricanes open the season with a resounding statement. Miami raced to a 30-0 halftime lead on the way to a 33-7 victory before a national television audience. QB Ken Dorsey orchestrated a 344-yard passing

performance and the Hurricanes were stifling on defense in the victory.

"BREAK HISTORY AND MAKE HISTORY"

The Seminoles were riding a 54-game home unbeaten streak (37 straight wins), and had not lost on their home turf since a UM victory in 1991. Miami's mission to "Break History and Make History" was accomplished in spectacular fashion with a 49-27 defeat of the Seminoles. Another national television audience watched the Hurricanes' defense cause six FSU turnovers. Miami scored via offense, defense and special teams en route to one of its largest points total ever against the Seminoles, a victory that returned UM to the top of the rankings.

NO. 5 TAKES THE ROSE

The Rose Bowl hosted the Bowl Championship Series (BCS) title game for the first time. It also marked the first time in 56 years that teams from conferences other than the Pac-10 and Big Ten were competing in the game. Miami left little doubt about which team was college football's best, as it raced to a 34-0 halftime lead behind a huge first-half performance by game co-MVPs Ken Dorsey and Andre Johnson. Dorsey and Johnson connected for two touchdowns and 199 yards in the game with Dorsey throwing for a career-best 362 yards. Portis added another score on a brilliant 39-yard touchdown run and the Hurricanes were able to enjoy the second half of their national title victory. Miami's fifth national title team in 19 years ranked among its most dominating, setting a school and BIG EAST record with 475 points in the regular season. Miami's 37-point outburst in the Rose Bowl gave the team 512 points overall. In BIG EAST games, the 2001 Hurricanes scored 290 points, second to 2000's 310. During the 2001 regular season, UM outscored its opponents by an average margin of 43.2 to 9.4. The total included a 239-33 (21.7-3.0) advantage in the first half and 236-70 (21.5-6.36) mark in the second half. The Hurricanes were especially dominant at home as they outscored their opponents by a staggering 306-17 count.

COKER MAKES HISTORY

Coker became the first rookie head coach to lead his team to a national title since 1948. He earned two national Coach of the Year honors, winning the "Bear" Bryant Award from the National Sportswriters and Sportscasters Association, and sharing the American Football Coaches' Association honor with Maryland's Ralph Friedgen.

LOPSIDED WIN IN THE SWAMP

The first regular-season meeting between UM and UF in 16 years was a matchup of a pair of teams ranked in the nation's top 10 in 2002. The top-ranked Hurricanes dominated the sixth-ranked Gators with an impressive show of offensive versatility and defensive force in a stunningly easy 41-16 victory. The outcome was the most lopsided UF home loss in more than 20 years. Quarterback Ken Dorsey threw for four touchdowns, tailback Willis McGahee rushed for 204 yards and the Miami defense created three turnovers.

JUSY SHY OF NO. 6

The Hurricanes had earned a shot at their sixth national title with a berth in the 2003 Tostitos Fiesta Bowl, where they would face Ohio State in Tempe, Ariz., and the matchup provided one of college football's most dramatic games. Miami overcame a 17-7 second-half deficit to tie the game when Todd Sievers nailed a 40-yard field goal as time expired. Miami took the lead 24-17 in the first overtime when Dorsey connected with tight end Kellen Winslow for a score. Ohio State responded with a touchdown to send it to a second overtime, a score made possible by a controversial pass interference call in the end zone on a fourth-down play that kept the Buckeyes' drive alive. OSU took a 31-24 lead, a lead they held when Miami's final possession ended on an incompleteness from the two-yard line on fourth down.

RALLY AGAINST THE GATORS

Miami opened with Florida in 2004 and fell behind the Gators 33-10 midway through the third quarter. A packed house at the Orange Bowl was in disbelief but the Hurricanes rallied behind the hot hand of quarterback Brock Berlin who compiled one of the most amazing performances in Miami history in the second half. Berlin led Miami to a 38-33 comeback win by completing 19 of his final 21 passes over the game's final 21 minutes, leading four touchdown drives and taking the Hurricanes to the winning score with just over a minute remaining. Miami closed its season in the FedEx Orange Bowl against rival Florida State. A missed FSU field goal attempt in the fourth period continued Miami's roll in the series, as the Hurricanes ended 2003 with a five-game win streak over their rivals from Tallahassee.

Eight Hurricanes earned first-team All-BIG EAST honors in 2003, led by conference Defensive Player of the Year Sean Taylor. Taylor and tight end Kellen Winslow were consensus first-team All-Americans while linebacker Jonathan Vilma was mentioned on several All-America squads and was a finalist for the Butkus Award. Winslow

continued Miami's string of award winners as he was named winner of the John Mackey Award as college football's top tight end.

HURRICANES JOIN THE ACC

After having six players selected in the first round of the NFL draft in April, the most ever of any college, the Hurricanes embarked on their first season as members of the Atlantic Coast Conference. UM played on Labor Day night against Florida State in the Orange Bowl in front of a nationally televised ABC audience. However, the arrival of another Hurricane – this one called Hurricane Francis – closed down the campus and delayed the game four days. Devin Hester blocked a late field goal, giving the Hurricanes a chance. Not long after, Brock Berlin led Miami on an 80-yard drive, throwing a 30-yard touchdown pass to Sinorice Moss with 30 seconds remaining. The game went into overtime and Frank Gore scored on an 18-yard run for a 16-10 victory.

2007-10

THE RANDY SHANNON ERA

The Randy Shannon era began on Sept. 1, 2007, with the Hurricanes knocking off Marshall, 31-3, to jumpstart a 2007 season that was a building year for the mighty Hurricanes. One of the two highlight games of the 2007 season occurred on a Thursday night at the Orange Bowl, as a stifling Miami defense wreaked havoc on Texas A&M's triple-option attack, limiting one the nation's top rushing teams to less than 100 yards on the ground. The Hurricanes' offense moved through the air and on the ground as Miami won, 34-17.

Miami had a thrilling 37-29 win at instate rival Florida State. The Hurricanes showed the ability to rally late – using a late touchdown pass in the closing minutes and a fumble return to seal the win. UM closed the Orange Bowl with a loss to Virginia. Miami also made Dolphin Stadium its new home when it opened up the 2008 season with a 52-7 win over Charleston Southern. Freshman LB Sean Spence was named ACC Defensive Rookie of the Year. K/P Matt Boshier was given the Jack Harding MVP Award and was a semifinalist for the Lou Groza Award.

THE AL GOLDEN ERA

Al Golden was named the University of Miami's 22nd head football coach in December 2010. From 2010 to 2011, the Canes improved 19-plus spots among the nation's FBS schools in turnover margin (+19), fewest penalties per game (+63) and fewest yards penalized per game (+85).

The Miami defense finished the season ranked No. 21 in the nation in scoring defense and tied for ninth in red zone defense.

In his second season at the helm, Golden led the Hurricanes, which were picked to finish fifth in the ACC Coastal Division, to a 7-5 record and a 5-3 league mark, earning a share of the 2012 ACC Coastal Division title.

MIAMI TOPS GATORS AGAIN

Golden led the Hurricanes to a 9-4 record in 2013 and a berth in the Russell Athletic Bowl in Orlando - Miami's first bowl appearance since 2010. The 2013 season began with a 7-0 start, including a win over No. 12 Florida as the Hurricanes jumped as high as No. 7 in the BCS rankings.

The 2014 campaign saw the emergence of true freshman quarterback Brad Kaaya. In his rookie campaign with the Hurricanes, Kaaya broke several Miami rookie records, including the school standard for passing yards and touchdowns. Kaaya closed the year with 3,198 yards passing, 26 touchdowns and just 12 interceptions en route to being named ACC Rookie of the Year and received Freshman All-America honors. He became just the third Miami signal-caller to surpass 3,000 yards passing in a single season since 2003.

The start of the 2015 season opened on a high note for the Hurricanes as they posted a 3-0 record for the 17th time in the previous 60 years. Miami would then go on to drop three of its next four games and fell to 4-3 on the year, which led to the dismissal of Golden.

Assistant coach Larry Scott took over head coaching duties on Oct. 25 and would go on to lead the Canes to a 4-1 record over the final five games of the season and helped Miami to an appearance in the Hyundai Sun Bowl. Following the year, defensive backs Artie Burns (Pittsburgh Steelers) and Deon Bush (Chicago Bears) were picked in the first and fourth rounds of the draft.

THE MARK RICHT ERA

A new era in Miami Hurricanes football began on Dec. 4, 2015 as Director of Athletics Blake James named Mark Richt as the 24th head coach in program history.

Richt, a 1982 Miami alum, returned home to South Florida following a 15-year career at Georgia where he compiled a 145-51 overall record and an 85-40 mark in Southeastern Conference play.

CANES WIN BOWL DEBUT UNDER RICHT

In his first season at Miami, Richt guided the Hurricanes to an impressive 9-4 record. Miami finished tied for second in the ACC Coastal, won its final five games and won its first bowl game in 10 years, defeating West Virginia 31-14 in the Russell Athletic Bowl in Orlando, Fla. The Hurricanes finished 20th in the final AP Top 25 rankings and 23rd in the final Amway Coaches Poll, their first season-ending rankings since 2009.

Nine Hurricanes were selected in the 2017 NFL Draft, the most since 2006, including first-round selection David Njoku to the Browns.

Richt helped the Hurricanes improve upon his debut season and then some in 2017 - a year where Miami's "turnover chain" took over college football.

CHARLOTTE-BOUND FOR THE FIRST TIME IN HISTORY

The Hurricanes won 10 games in 2017, climbing as high as second in the College Football Playoff rankings. Miami captured the Atlantic Coast Conference's Coastal Division for the first time in its history and earned an invitation to the Capital One Orange Bowl for the first time in 13 years. Richt won 2017 ACC Coach of the Year honors and was also named the 2017 Walter Camp Coach of the Year. The Hurricanes, who won 10 straight games to open the season, extended their winning streak to 15 straight games dating to 2016 - their longest since 2002.

In the process, Miami ended a seven-game losing streak to Florida State with a last-second win in Tallahassee. The Hurricanes also defeated No. 13 Virginia Tech and No. 3 Notre Dame in back-to-back, nationally televised, prime time telecasts at Hard Rock Stadium. ESPN's College GameDay made its first visit to Coral Gables for the win over the Irish, which was Miami's highest win over a ranked opponent since defeating third-ranked Virginia Tech in 2005.

Richt led the Hurricanes to the New Era

Pinstripe Bowl in 2018, successfully knocking off ACC rivals Florida State and Virginia Tech for the second straight season. He announced his retirement as head coach after Miami's trip to New York City for the Pinstripe Bowl.

"The University of Miami has been a part of my life for more than three decades," Richt shared in an official statement. "It shaped me as a young man and provided me with the coaching opportunity of a lifetime. My love for The U is simply great."

2019 - PRESENT

THE MANNY DIAZ ERA

Manny Diaz, who has deep roots in the Miami community and catapulted the Hurricane's defense to elite status during his three years as the team's defensive coordinator from 2016-2018, was announced as the 25th head coach of the University of Miami football program on Sun., Dec. 30.

"Manny is one of the nation's elite coaches and the Canes Family has already embraced him and his incredible work ethic over the past three years," said UM Director of Athletics Blake James upon his hiring. "He is absolutely the passionate and innovative leader that our program needs, and we will work together to build an incredible staff to move our program back into championship contention."

Diaz, who has an impressive resume during nearly two decades as a defensive specialist coaching several collegiate programs, accepted his dream job of leading a Hurricanes team he believes is destined to return to the top echelon of collegiate football in the years to come.



ALL-TIME RESULTS

HOWARD BUCK

1926-28

1926 8-0

Freshman Team

DATE	UM OPP	OPPONENT	W/L	SCORE
Oct. 30		Rollins	W	7-0
Nov. 6		Florida Southern	W	12-0
Nov. 13		Mercer	W	22-6
Nov. 20		Stetson	W	20-0
Nov. 25		Havana	W	23-0
Nov. 27		Loyola (New Orleans)	W	6-0
Dec. 24		at Havana	W	23-0
Jan. 1		Howard	W	9-7
Total points				122-13

1927 3-6-1

DATE	UM OPP	OPPONENT	W/L	SCORE
Oct. 29		Rollins	W	39-3
Nov. 5		Piedmont	W	46-0
Nov. 11		Spring Hill	L	0-6
Nov. 19		Stetson	L	0-36
Nov. 24		Samford	L	0-52
Dec. 3		Oglethorpe	L	0-13
Dec. 10		Georgetown	T	7-7
Dec. 17		Millsaps	L	0-31
Dec. 26		Louisiana College	W	7-0
Jan. 2		Furman	L	7-39
Total points				106-187

1928 4-4-1

DATE	UM OPP	OPPONENT	W/L	SCORE
Oct. 27		Havana	W	62-0
Nov. 3		Rollins	W	31-0
Nov. 10		Elon	L	18-21
Nov. 17		Stetson	L	6-15
Nov. 29		Samford	L	0-7
Dec. 8		Louisiana College	W	20-0
Dec. 15		Union	W	7-6
Dec. 22		Wake Forest	L	6-13
Jan. 1		Florida Southern	T	13-13
Total points				163-75

J. BURTON RIX

1929

1929 3-2

DATE	UM OPP	OPPONENT	W/L	SCORE
Oct. 19		Florida Southern	W	6-0
Oct. 26		Rollins	W	32-0
Nov. 2		at Louisiana-Lafayette	L	0-14
Nov. 16		at Stetson	L	0-12
Nov. 28		Samford	W	7-0
Total points				45-26

ERNEST BRETT

1930

1930 3-4-1

DATE	UM OPP	OPPONENT	W/L	SCORE
Oct. 24		Florida Southern	W	13-6
Oct. 31		Bowden	W	7-0
Nov. 8		at Temple	L	0-34
Nov. 11		vs. Samford (Dothan, Ala.)	L	0-24
Nov. 14		at Louisiana-Lafayette	W	6-0
Nov. 21		Rollins	T	0-0
Nov. 28		Stetson	L	0-19
Dec. 5		Western Kentucky	L	0-19
Total points				26-102

TOM McCANN

1931-34

1931 4-8

DATE	UM OPP	OPPONENT	W/L	SCORE
Oct. 9		Bowden	L	7-12
Oct. 16		Georgia Southern	L	12-13
Oct. 23		Rollins	W	7-0
Oct. 30		Florida Southern	L	20-31
Nov. 7		at Western Kentucky	L	0-20
Nov. 11		at Murray State	L	0-15
Nov. 14		at Middle Tennessee	L	6-25
Nov. 20		Alabama "B"	L	0-16
Nov. 27		Erskine	W	9-0
Dec. 4		Parris Island	W	12-6
Dec. 11		Jacksonville State	W	14-13
Dec. 18		Norman Park	L	9-19
Total points				96-170

1932 3-4-1

DATE	UM OPP	OPPONENT	W/L	SCORE
Oct. 14		William & Mary	W	6-2
Oct. 28		Piedmont	W	30-6
Nov. 4		Georgia Southern	L	6-19
Nov. 10		at Rollins	L	0-6
Nov. 18		Murray State	T	0-0
Nov. 24		Louisiana-Lafayette	W	7-0
Dec. 3		Middle Tennessee	L	0-7

Palm Festival (Miami, Fla.)

Jan. 1		Manhattan	W	7-0
--------	--	-----------	---	-----

Total points
56-40

1933 5-1-2

DATE	UM OPP	OPPONENT	W/L	SCORE
Oct. 14		Georgia Southern	W	20-0
Oct. 28		Piedmont	W	71-6
Nov. 4		Bowden	W	48-0
Nov. 10		Louisville	W	33-7
Nov. 18		Rollins	W	18-0
Nov. 24		Tampa	T	0-0
Dec. 3		Stetson (HC)	T	0-0

Palm Festival (Miami, Fla.)

Jan. 1		Duquesne	L	7-33
--------	--	----------	---	------

Total points
197-46

ALL-TIME RESULTS

1934

5-3-1

DATE	UM OPP	OPPONENT	W/L	SCORE
Oct. 12		Southeastern Louisiana	W	26-7
Oct. 18		Florida Southern	W	26-6
Oct. 26		Wofford	W	42-14
Nov. 2		Stetson (HC)	T	6-6
Nov. 10		at Rollins	L	0-14
Nov. 16		Oglethorpe	W	19-6
Nov. 23		at Tampa	L	6-7
Nov. 30		Baltimore	W	25-6
Orange Bowl (Miami, Fla.)				
Jan. 1		vs. Bucknell	L	0-26
Total points				150-92

1938

8-2

DATE	UM OPP	OPPONENT	W/L	SCORE
Sept. 30		Spring Hill	W	46-0
Oct. 7		Tampa	W	32-6
Oct. 15		at Florida	W	19-7
Oct. 22		at Drake	L	6-18
Oct. 28		Rollins	W	19-0
Nov. 4		Oglethorpe	W	44-0
Nov. 11		at Catholic	L	0-7
Nov. 18		Duquesne	W	21-7
Nov. 24		Bucknell (HC)	W	19-0
Dec. 2		Georgia	W	13-7
Total points				219-52

IRL TUBBS

1935-36

1935

5-3

DATE	UM OPP	OPPONENT	W/L	SCORE
Oct. 11		Southeastern Louisiana	W	2-0
Oct. 19		at Georgetown	L	0-13
Oct. 25		Tampa	L	7-13
Nov. 1		Stetson	L	12-13
Nov. 15		Wake Forest	W	3-0
Nov. 22		Rollins	W	29-0
Nov. 29		Boston (HC)	W	17-0
Dec. 6		Oglethorpe	W	21-13
Total points				91-52

1939

5-5

DATE	UM OPP	OPPONENT	W/L	SCORE
Oct. 6		Wake Forest	L	0-33
Oct. 14		at Tampa	W	32-7
Oct. 20		Rollins	W	14-6
Oct. 27		Catholic	L	0-14
Nov. 3		Texas Tech	W	19-0
Nov. 10		Drake	W	33-6
Nov. 18		Florida (HC)	L	0-13
Nov. 25		at South Carolina	L	6-7
Dec. 1		NC State	W	27-7
Dec. 8		Georgia	L	0-13
Total points				131-106

1936

6-2-2

DATE	UM OPP	OPPONENT	W/L	SCORE
Sept. 25		Georgia Southern	W	44-0
Oct. 2		Tampa	T	0-0
Oct. 9		at Bucknell	W	6-0
Oct. 17		at Rollins	W	26-0
Oct. 31		at Boston	T	7-7
Nov. 6		Stetson	W	20-6
Nov. 20		Mercer	W	13-0
Nov. 27		Mississippi (HC)	L	0-14
Dec. 4		Georgetown	W	10-6
Dec. 11		South Carolina	L	3-6
Total points				129-39

1940

3-7

DATE	UM OPP	OPPONENT	W/L	SCORE
Oct. 4		Stetson	W	19-0
Oct. 11		Tampa	W	27-0
Oct. 18		Catholic	L	18-20
Oct. 25		Elon	W	31-7
Nov. 1		at Texas Tech	L	14-61
Nov. 8		Rollins	L	0-7
Nov. 16		Florida	L	6-46
Nov. 22		South Carolina	L	2-7
Nov. 29		Mississippi (HC)	L	7-21
Dec. 6		Georgia	L	7-28
Total points				131-197

JACK HARDING

1937-1942, 1945-47

1937

4-4-1

DATE	UM OPP	OPPONENT	W/L	SCORE
Oct. 1		Georgia Southern ¹	W	40-0
Oct. 8		Spring Hill	W	26-0
Oct. 15		at Bucknell	T	6-6
Oct. 29		Tampa	L	0-12
Nov. 5		Stetson ²	W	25-13
Nov. 12		Catholic	W	21-0
Nov. 26		Drake (HC)	L	0-7
Dec. 3		South Carolina	L	0-3
Dec. 10		Georgia	L	0-26
Total points				118-67

1 — First UM home game in Orange Bowl Stadium

2 — Miami's 100th football game

1941

8-2

DATE	UM OPP	OPPONENT	W/L	SCORE
Oct. 3	—	Elon	W	38-0
Oct. 10	—	at Tampa	W	20-6
Oct. 17	—	Rollins	W	21-0
Oct. 24	—	Samford	W	19-0
Oct. 31	—	Texas Tech	W	6-0
Nov. 7	—	West Virginia Wesleyan	W	34-0
Nov. 15	—	Florida (HC)	L	0-14
Nov. 21	—	South Carolina	W	7-6
Nov. 28	—	Alabama	L	7-21
Dec. 5	—	VMI	W	10-7
Total points				162-54



ALL-TIME RESULTS

1942 7-2

DATE	UM OPP	OPPONENT	W/L	SCORE
Oct. 3	—	Jacksonville AFB	L	0-14
Oct. 10	—	Tampa	W	65-6
Oct. 16	—	at St. Louis	W	31-6
Oct. 24	—	Rollins	W	21-0
Oct. 31	—	Furman	W	32-13
Nov. 7	—	NC State	L	0-2
Nov. 14	—	Florida	W	12-0
Nov. 21	—	South Carolina	W	13-6
Nov. 28	—	West Virginia	W	21-13
Total points				195-60

1946 8-2

DATE	UM OPP	OPPONENT	W/L	SCORE
Sept. 27	—	William & Mary	W	13-3
Oct. 4	—	North Carolina	L	0-21
Oct. 11	—	TCU	W	20-12
Oct. 19	—	at Florida	W	20-13
Oct. 25	—	Chattanooga	W	33-13
Nov. 1	—	at Villanova	W	26-21
Nov. 8	—	Miami (Ohio)	W	20-17
Nov. 15	— 11	LSU (HC)	L	7-20
Nov. 22	—	Washington & Lee	W	40-20
Nov. 29	—	Detroit	W	21-7
Total points				200-147

EDDIE DUNN 1943-44

1943 5-1

DATE	UM OPP	OPPONENT	W/L	SCORE
Oct. 2	—	at Jacksonville NATTC	W	6-0
Oct. 16	—	Camp Gordon	W	52-6
Oct. 23	—	Charleston CG	W	13-6
Nov. 5	—	Jacksonville NATTC	L	0-20
Nov. 20	—	Presbyterian	W	32-13
Nov. 26	—	Fort Benning	W	21-7
Total points				124-52

1947 2-7-1

DATE	UM OPP	OPPONENT	W/L	SCORE
Sept. 26	—	Baylor	L	7-18
Oct. 3	—	at Villanova	T	7-7
Oct. 10	—	TCU	L	6-19
Oct. 17	—	Rollins	W	6-0
Oct. 24	—	George Washington	W	28-7
Oct. 31	—	South Carolina	L	0-8
Nov. 8	—	at Cincinnati	L	7-20
Nov. 14	—	Vanderbilt	L	7-33
Nov. 21	—	Florida (HC)	L	6-7
Nov. 28	— 6	Alabama	L	6-21
Total points				80-140

1944 1-7-1

DATE	UM OPP	OPPONENT	W/L	SCORE
Oct. 7	—	South Carolina	T	0-0
Oct. 20	—	Ft. Pierce Amph.	L	0-38
Oct. 27	— 18	Wake Forest	L	0-27
Nov. 3	—	Florida (HC)	L	0-13
Nov. 10	—	NC State	L	7-28
Nov. 17	—	Presbyterian	W	31-12
Nov. 24	—	Auburn	L	19-38
Dec. 1	—	Tulsa	L	2-48
Dec. 8	—	Texas A&M	L	14-70
Total points				73-274

ANDY GUSTAFSON 1948-63

1948 4-6

DATE	UM OPP	OPPONENT	W/L	SCORE	ATT
Oct. 1	—	Rollins ¹	W	25-0	34,557
Oct. 8	—	Villanova	L	10-19	42,827
Oct. 15	—	at Detroit	W	6-0	18,451
Oct. 22	—	Georgia	W	21-42	46,127
Oct. 29	—	Maryland (HC)	L	13-27	35,713
Nov. 5	—	Cincinnati	W	36-6	32,361
Nov. 12	—	Chattanooga	W	19-0	28,548
Nov. 20	—	at Florida	L	13-27	28,000
Nov. 26	—	Kentucky	L	5-25	31,361
Dec. 3	— 12	Vanderbilt	L	6-33	28,952
Total points/Attendance				154-179	326,897
1 — Miami's 200th game					

JACK HARDING 1937-1942, 1945-47

1945 9-1-1

ORANGE BOWL CHAMPIONS

DATE	UM OPP	OPPONENT	W/L	SCORE
Sept. 28	—	at Chattanooga	W	27-7
Oct. 5	—	Georgia	L	21-27
Oct. 12	—	St. Louis	W	21-0
Oct. 19	—	Florida	W	7-6
Oct. 26	—	Miami (Ohio) (HC)	W	27-13
Nov. 2	—	Clemson	W	7-6
Nov. 9	—	South Carolina	T	13-13
Nov. 16	—	NC State	W	21-7
Nov. 23	—	Michigan State	W	21-7
Nov. 30	—	Auburn	W	33-7
Orange Bowl (Miami, Fla.)				
Jan. 1	— 16	Holy Cross ¹	W	13-6
Total points				224-105

1 — Miami's 100th victory

1949 6-3

DATE	UM OPP	OPPONENT	W/L	SCORE	ATT
Sept. 30	—	Rollins	W	52-13	30,776
Oct. 8	—	at Louisville	W	26-0	12,000
Oct. 14	—	Purdue	L	0-14	48,532
Oct. 21	—	Georgia	W	13-9	37,158
Nov. 4	—	Detroit	W	27-6	35,031
Nov. 11	—	South Carolina	W	13-7	34,185
Nov. 18	—	Florida (HC)	W	28-13	55,981
Nov. 25	— 20	Kentucky	L	6-21	42,970
Dec. 2	— 14	Maryland	L	0-13	34,886
Total points/Attendance				165-96	319,507

HISTORY

ALL-TIME RESULTS

1950

9-1-1

ORANGE BOWL

DATE	UM OPP	OPPONENT	W/L	SCORE	ATT
Sept. 29	—	The Citadel	W	21-0	33,332
Oct. 6	—	Villanova	W	18-12	35,294
Oct. 14	—	at Purdue	W	20-14	32,000
Oct. 20	14	Boston Univ.	W	34-7	40,119
Oct. 28	11	at Pittsburgh	W	28-0	24,537
Nov. 3	8	Georgetown	W	42-7	33,425
Nov. 10	9	Louisville	T	13-13	28,824
Nov. 18	17	at Florida	W	20-14	40,000
Nov. 24	14	Iowa (HC)	W	14-6	44,999
Dec. 1	15	Missouri	W	27-9	39,623

Orange Bowl (Miami, Fla.)

Jan. 1	15	10	Clemson	L	14-15	65,000
Total points/Attendance					251-97	417,153

1951

8-3

GATOR BOWL CHAMPIONS

DATE	UM OPP	OPPONENT	W/L	SCORE	ATT	
Sept. 29	—	at Tulane	L	7-21	40,000	
Oct. 5	—	Florida State	W	35-13	38,278	
Oct. 12	—	Purdue	W	7-0	51,838	
Oct. 19	—	Washington & Lee	W	32-12	39,402	
Oct. 26	—	Mississippi	W	20-7	46,191	
Nov. 3	19	14	at Kentucky	L	0-32	28,000
Nov. 9	—	Chattanooga	W	34-7	30,504	
Nov. 17	—	Florida (HC)	W	21-6	61,602	
Nov. 30	—	Nebraska	W	19-7	32,283	
Dec. 7	—	Pittsburgh	L	7-21	39,865	

Gator Bowl (Jacksonville, Fla.)

Jan. 2	—	19	vs. Clemson	W	14-0	37,208
Total points/Attendance					196-126	445,171

1952

4-7

DATE	UM OPP	OPPONENT	W/L	SCORE	ATT
Sept. 26	—	VMI	W	45-0	35,525
Oct. 3	—	Alabama	L	7-21	53,916
Oct. 10	—	at Boston	L	7-9	15,344
Oct. 17	—	Richmond	W	41-6	24,535
Oct. 24	—	Marquette	W	20-6	22,293
Oct. 31	—	Kentucky	L	0-29	25,981
Nov. 7	—	Vanderbilt (HC)	L	0-9	32,906
Nov. 14	—	Stetson	W	35-0	11,846
Nov. 22	—	at Florida	L	6-43	35,000
Nov. 28	—	North Carolina	L	7-34	20,222
Dec. 5	—	Georgia	L	13-35	21,557
Total points/Attendance				181-192	299,125

1953

4-5

DATE	UM OPP	OPPONENT	W/L	SCORE	ATT	
Sept. 25	—	Florida State	W	27-0	26,629	
Oct. 2	—	10	Baylor	L	13-21	28,042
Oct. 9	—	Clemson	W	39-7	27,324	
Oct. 17	—	at Nebraska	L	16-20	38,000	
Oct. 23	—	3	Maryland	L	0-30	42,157
Oct. 31	—	at Fordham	L	0-20	20,308	
Nov. 6	—	15	Auburn	L	20-29	26,472
Nov. 13	—	Virginia Tech	W	26-0	17,105	
Nov. 28	—	Florida (HC)	W	14-10	55,532	
Total points/Attendance				155-137	281,569	

1954

8-1

DATE	UM OPP	OPPONENT	W/L	SCORE	ATT	
Sept. 24	—	Furman	W	51-13	41,827	
Oct. 1	—	11	Baylor	W	19-13	35,063
Oct. 8	—	Holy Cross	W	26-20	32,856	
Oct. 15	—	Mississippi State	W	27-13	40,836	
Oct. 22	16	—	Maryland	W	9-7	56,659
Oct. 29	10	—	Fordham	W	75-7	37,498
Nov. 6	6	—	at Auburn	L	13-14	25,000
Nov. 19	16	—	Alabama (HC)	W	23-7	61,423
Nov. 27	11	—	at Florida	W	14-0	38,000
Total points/Attendance				257-94	638,901	

1955

6-3

DATE	UM OPP	OPPONENT	W/L	SCORE	ATT	
Sept. 17	9	10	at Georgia Tech	L	6-14	39,500
Sept. 30	—	Florida State	W	34-0	42,363	
Oct. 7	15	5	Notre Dame ¹	L	0-14	75,685
Oct. 21	—	18	TCU	L	19-21	46,034
Oct. 29	—	16	at Pittsburgh	W	21-7	40,117
Nov. 4	—	—	Boston College (HC)	W	14-7	42,249
Nov. 11	20	—	Bucknell	W	46-0	30,240
Nov. 18	—	—	Alabama	W	34-12	35,414
Nov. 26	14	—	Florida	W	7-6	49,362
Total points/Attendance				181-81	400,964	

1 — UM's first home sellout in the Orange Bowl

1956

8-1-1

DATE	UM OPP	OPPONENT	W/L	SCORE	ATT	
Sept. 28	—	17	South Carolina	W	14-6	44,484
Oct. 5	13	—	Boston College	W	27-6	37,381
Oct. 12	11	—	Maryland	W	13-6	44,304
Oct. 19	11	—	Georgia	T	7-7	42,682
Oct. 27	19	10	at TCU	W	14-0	25,000
Nov. 2	9	—	Florida State	W	20-7	36,925
Nov. 16	8	13	Clemson	W	21-0	47,603
Nov. 23	6	—	West Virginia	W	18-0	37,073
Dec. 1	6	18	at Florida	W	20-7	40,000
Dec. 8	6	13	Pittsburgh (HC)	L	7-14	38,243
Total points/Attendance				161-53	393,695	

1957

5-4-1

DATE	UM OPP	OPPONENT	W/L	SCORE	ATT	
Sept. 21	14	—	at Houston	L	0-7	52,000
Oct. 5	—	11	Baylor	W	13-7	43,662
Oct. 11	—	18	North Carolina	L	13-20	47,166
Oct. 18	—	12	NC State	T	0-0	40,783
Oct. 25	—	—	Kansas	W	48-6	33,280
Nov. 1	—	—	Villanova	W	13-7	31,900
Nov. 8	—	—	at Florida State	W	40-13	15,712
Nov. 15	—	—	Maryland (HC)	L	6-16	42,701
Nov. 30	—	20	Florida	L	0-14	59,507
Dec. 7	—	—	Pittsburgh	W	28-13	28,231
Total points/Attendance				161-103	394,942	



ALL-TIME RESULTS

1958

2-8

DATE	UM OPP	OPPONENT	W/L	SCORE	ATT
Sept. 26	15 14	Wisconsin	L	0-20	62,087
Oct. 4	— —	at Baylor ¹	W	14-8	20,000
Oct. 10	— 11	LSU	L	0-41	41,467
Oct. 25	— —	at Boston College	L	2-6	11,000
Oct. 31	— —	Vanderbilt	L	15-28	25,425
Nov. 7	— —	Florida State	L	6-17	31,879
Nov. 14	— —	Maryland	L	14-26	26,747
Nov. 21	— —	Houston (HC)	L	26-37	24,822
Nov. 29	— 14	Florida ²	L	9-12	24,000
Dec. 6	— —	Oregon	W	2-0	22,898
Total points/Attendance				88-195	290,325
1 — Miami's 300th game					
2 — at Jacksonville, Fla.					

1959

6-4

DATE	UM OPP	OPPONENT	W/L	SCORE	ATT
Sept. 25	— —	Tulane	W	26-7	35,668
Oct. 3	— —	at Florida State	W	7-6	17,600
Oct. 10	— 1	at LSU	L	3-27	67,000
Oct. 16	— —	Navy	W	23-8	51,694
Oct. 23	— 7	Auburn	L	6-21	42,986
Oct. 30	— —	Kentucky	L	3-22	34,547
Nov. 6	— —	North Carolina	W	14-7	31,136
Nov. 13	— —	South Carolina (HC)W			26-6
31,797					
Nov. 20	18 11	Michigan State	W	18-13	40,870
Nov. 28	12 —	Florida	L	14-23	25,000
Total points/Attendance				140-140	353,298

1960

6-4

DATE	UM OPP	OPPONENT	W/L	SCORE	ATT
Sept. 25	— —	Tulane	W	26-7	35,668
Sept. 30	— —	North Carolina	W	29-12	40,252
Oct. 8	— —	at Pittsburgh	L	6-17	29,455
Oct. 14	— —	South Carolina	W	21-6	28,745
Oct. 22	— 17	at Auburn	L	7-20	25,000
Oct. 28	— —	Boston College	W	10-7	30,699
Nov. 4	— —	Florida State	W	25-7	37,984
Nov. 12	— —	Notre Dame (HC)	W	28-21	58,062
Nov. 18	— 14	Syracuse	L	14-21	45,271
Nov. 26	— 19	Florida	L	0-18	60,122
Dec. 2	— —	Air Force	W	23-14	29,678
Total points/Attendance				163-143	385,268

1961

7-4

LIBERTY BOWL

DATE	UM OPP	OPPONENT	W/L	SCORE	ATT
Sept. 16	— —	Pittsburgh	L	7-10	33,292
Sept. 23	— —	at Kentucky	W	14-7	35,000
Sept. 29	— 8	Penn State	W	25-8	45,687
Oct. 6	— —	Navy	L	6-17	53,182
Oct. 13	— —	Colorado	L	7-9	40,393
Oct. 27	— —	North Carolina (HC)	W	10-0	29,612
Nov. 3	— —	Georgia	W	32-7	38,210
Nov. 11	— —	at Tulane	W	6-0	15,000
Nov. 24	— —	Northwestern	W	10-6	48,628
Dec. 2	— —	at Florida	W	15-6	42,000
Liberty Bowl (Memphis, Tenn.)					
Dec. 16	— 14	Syracuse	L	14-15	15,712
Total points/Attendance				146-85	396,716

1962

7-4

GOTHAM BOWL

DATE	UM OPP	OPPONENT	W/L	SCORE	ATT
Sept. 15	— —	at Pittsburgh	W	23-14	32,765
Sept. 29	— —	TCU	W	21-20	51,251
Oct. 5	9 —	Florida State	W	7-6	43,962
Oct. 13	— 6	at LSU	L	3-17	67,500
Oct. 19	— —	Maryland (HC)	W	28-24	49,381
Oct. 27	— —	at Air Force	W	21-3	32,789
Nov. 2	— —	Kentucky	W	25-17	43,614
Nov. 10	— 3	at Alabama	L	3-36	43,000
Nov. 23	— —	Northwestern	L	7-29	61,381
Dec. 1	— —	Florida ¹	W	17-15	62,441

Gotham Bowl (New York, N.Y.)

Dec. 15	— —	Nebraska	L	34-36	6,166
Total points/Attendance				189-238	494,250
1 — Miami's 200th victory					

1963

3-7

DATE	UM OPP	OPPONENT	W/L	SCORE	ATT
Sept. 20	— —	Florida State	L	0-24	57,596
Sept. 28	— —	Purdue	W	3-0	46,823
Oct. 4	— —	at Tulane	W	10-0	18,000
Oct. 11	— —	LSU	L	0-3	45,986
Oct. 18	— —	Georgia	L	14-31	44,895
Nov. 2	— —	at Kentucky	W	20-14	27,500
Nov. 16	— —	at North Carolina	L	16-27	28,000
Nov. 23	— —	Florida	L	21-27	57,773
Nov. 30	— 5	Pittsburgh	L	20-31	33,230
Dec. 7	— 9	Alabama (HC)	L	12-17	25,472
Total points/Attendance				116-174	385,

CHARLIE TATE

1964-69

1964

4-5-1

DATE	UM OPP	OPPONENT	W/L	SCORE	ATT
Sept. 19	— —	Florida State	L	0-14	51,605
Sept. 26	— —	at Georgia Tech	L	0-20	44,115
Oct. 9	— —	California	L	7-9	32,442
Oct. 17	— —	Pittsburgh	T	20-20	34,663
Oct. 23	— —	Indiana	L	14-28	34,249
Oct. 30	— —	at Detroit	W	10-7	15,180
Nov. 6	— —	Tulane	W	21-0	33,855
Nov. 13	— —	Boston College	W	30-6	32,180
Nov. 20	— —	Vanderbilt (HC)	W	35-17	31,649
Nov. 28	— —	at Florida	L	10-12	31,118
Total points/Attendance				147-133	341,056

1965

5-4-1

DATE	UM OPP	OPPONENT	W/L	SCORE	ATT
Sept. 18	— —	SMU	L	3-7	46,494
Sept. 25	— 9	at Syracuse	W	24-0	32,000
Oct. 2	— —	at Tulane	L	16-24	17,000
Oct. 9	— —	LSU	L	27-34	44,367
Oct. 16	— —	Houston	W	44-12	39,575
Oct. 23	— —	at Pittsburgh	L	14-28	37,431
Nov. 5	— —	Boston College	W	27-6	28,704
Nov. 13	— —	at Vanderbilt	W	28-14	12,996
Nov. 20	— 10	Florida (HC)	W	16-13	67,762
Nov. 27	— 6	Notre Dame	T	0-0	68,077
Total points/Attendance				199-138	394,406

HISTORY

ALL-TIME RESULTS

1966

8-2-1

LIBERTY BOWL CHAMPIONS

DATE	UM	OPP	OPPONENT	W/L	SCORE	ATT
Sept. 17	—	—	at Colorado	W	24-3	39,000
Sept. 24	—	—	Florida State	L	20-23	54,262
Oct. 1	—	—	at LSU	L	8-10	67,979
Oct. 14	—	—	Georgia	W	7-6	41,756
Oct. 21	—	—	Indiana	W	14-7	19,627
Oct. 28	—	5	USC	W	10-7	51,156
Nov. 5	—	—	at Tulane	T	10-10	40,000
Nov. 11	—	—	Pittsburgh (HC)	W	38-14	35,035
Nov. 18	—	—	Iowa	W	44-0	35,003
Nov. 26	—	9	at Florida	W	21-16	59,211

Liberty Bowl (Memphis, Tenn.)

Dec. 10	9	—	Virginia Tech	W	14-7	25,012
Total points/Attendance					210-103	468,041

1967

7-4

BLUEBONNET BOWL

DATE	UM	OPP	OPPONENT	W/L	SCORE	ATT
Sept. 23	8	—	at Northwestern	L	7-12	38,780
Sept. 29	—	—	Penn State	L	8-17	39,156
Oct. 6	—	—	Tulane	W	34-14	27,510
Oct. 14	—	—	at LSU	W	17-15	67,000
Oct. 21	—	—	at Pittsburgh	W	58-0	24,371
Oct. 27	—	—	Auburn	W	7-0	50,056
Nov. 4	—	—	at Virginia Tech	W	14-7	35,000
Nov. 10	—	—	Georgia Tech (HC)	W	49-7	48,267
Nov. 24	—	6	Notre Dame ¹	L	22-24	77,265
Dec. 9	—	—	Florida	W	20-13	53,229

Bluebonnet Bowl (Houston, Texas)

Dec. 23	—	—	Colorado	L	21-31	30,156
Total points/Attendance					257-140	490,790

1 — Miami's 400th game

1968

5-5

DATE	UM	OPP	OPPONENT	W/L	SCORE	ATT
Sept. 20	19	—	Northwestern	W	28-7	37,035
Sept. 28	15	—	at Georgia Tech	W	10-7	44,774
Oct. 5	13	2	at USC	L	3-28	71,189
Oct. 11	—	8	LSU	W	30-0	39,284
Oct. 18	12	—	Virginia Tech	W	13-8	36,884
Oct. 26	9	—	at Auburn	L	6-31	45,000
Nov. 1	—	—	Pittsburgh	W	48-0	36,839
Nov. 9	—	4	at Penn State	L	7-22	49,863
Nov. 16	—	16	Alabama (HC)	L	6-14	43,418
Nov. 30	—	—	at Florida	L	10-14	55,875
Total points/Attendance					161-131	460,161

1969

4-6

DATE	UM	OPP	OPPONENT	W/L	SCORE	ATT
Sept. 26	—	—	Florida State	L	14-16	55,478
Oct. 3	—	—	N.C. State	W	23-13	37,038
Oct. 10	—	14	LSU	L	0-20	41,972
Oct. 18	—	—	at Memphis	L	13-26	28,500
Oct. 24	—	—	TCU	W	14-9	21,195
Nov. 1	—	—	at Houston	L	36-38	25,498
Nov. 7	—	—	Navy (HC)	W	30-10	37,972
Nov. 15	—	—	at Alabama	L	6-42	57,596
Nov. 21	—	—	Wake Forest	W	49-7	24,817
Nov. 29	—	17	Florida	L	16-35	70,934
Total points/Attendance					201-216	401,000

CHARLIE TATE (1-1) / WALT KICHEFSKI (2-7) 1970

1970

3-8

DATE	UM	OPP	OPPONENT	W/L	SCORE	ATT
Sept. 18	—	—	William & Mary	W	36-14	27,286
Sept. 26	—	19	at Georgia Tech	L	21-31	44,426
Oct. 2	—	—	Maryland	W	18-11	30,190
Oct. 16	—	—	Tampa	L	14-31	30,213
Oct. 24	—	18	at Pittsburgh	L	17-28	28,415
Oct. 30	—	—	Florida State	L	3-27	24,168
Nov. 7	—	—	at Tulane	L	16-31	23,250
Nov. 14	—	—	Alabama (HC)	L	8-32	25,469
Nov. 21	—	—	at Syracuse	L	16-56	20,570
Nov. 28	—	—	at Florida	W	14-13	50,149
Dec. 5	—	—	Houston	L	3-36	17,798
Total points/Attendance					166-310	321,934

FRAN CURCI

1971-72

1971

4-7

DATE	UM	OPP	OPPONENT	W/L	SCORE	ATT
Sept. 18	—	—	Florida State	L	17-20	20,266
Sept. 25	—	—	at Wake Forest	W	29-10	24,500
Oct. 1	—	—	Baylor	W	41-15	26,876
Oct. 9	—	7	Notre Dame	L	0-17	66,093
Oct. 15	—	—	Navy	W	31-16	26,728
Oct. 29	—	—	Army (HC)	W	24-13	24,323
Nov. 5	—	—	NC State	L	7-13	19,028
Nov. 13	—	4	at Alabama	L	3-31	57,313
Nov. 20	—	16	at Houston	L	6-27	29,276
Nov. 27	—	—	Florida	L	16-45	37,710
Dec. 4	—	—	Syracuse	L	0-14	17,224
Total points/Attendance					174-221	349,338

1972

5-6

DATE	UM	OPP	OPPONENT	W/L	SCORE	ATT
Sept. 16	—	20	Florida State	L	14-37	35,421
Sept. 23	—	14	at Texas	L	10-23	62,000
Oct. 7	—	—	at Baylor	L	3-10	35,142
Oct. 14	—	—	Tulane	W	24-21	18,956
Oct. 21	—	—	Houston	W	33-13	17,860
Oct. 28	—	—	at Army	W	28-7	42,500
Nov. 4	—	—	UNLV (HC)	W	51-7	18,987
Nov. 11	—	—	at Tampa	L	0-7	22,525
Nov. 18	—	10	at Notre Dame	L	17-20	59,075
Nov. 25	—	—	Maryland	W	28-8	17,342
Dec. 2	—	—	at Florida	L	6-17	46,432
Total points/Attendance					214-170	376,338



ALL-TIME RESULTS

PETE ELLIOTT

1973-74

1973

5-6

DATE	UM	OPP	OPPONENT	W/L	SCORE	ATT
Sept. 16	—	20	Florida State	L	14-37	35,421
Sept. 21	—	6	Texas	W	20-15	30,080
Sept. 29	18	—	at Florida State	W	14-10	22,278
Oct. 6	17	6	at Oklahoma	L	20-24	61,826
Oct. 12	16	—	Boston College	W	15-10	25,418
Oct. 19	15	14	Houston	L	7-30	29,340
Oct. 27	—	—	at Syracuse	W	34-23	19,369
Nov. 2	—	—	West Virginia (HC)	L	14-20	24,890
Nov. 10	—	—	at Army	W	19-7	41,047
Nov. 17	—	2	at Alabama	L	13-43	58,404
Nov. 24	—	—	Florida	L	7-14	39,071
Dec. 1	—	5	Notre Dame	L	0-44	41,047
Total points/Attendance					163-240	382,770

1974

6-5

DATE	UM	OPP	OPPONENT	W/L	SCORE	ATT
Sept. 21	—	19	at Houston	W	20-3	18,767
Sept. 28	20	—	at Tampa	W	28-26	40,672
Oct. 4	16	11	Auburn	L	0-3	33,490
Oct. 11	—	—	Pacific	W	35-6	15,184
Oct. 19	—	—	at West Virginia	W	21-20	32,800
Oct. 26	—	7	at Notre Dame	L	7-28	59,075
Nov. 1	—	—	Virginia Tech	W	14-7	20,134
Nov. 8	—	—	Florida State (HC)	L	14-21	19,785
Nov. 16	—	2	Alabama	L	7-28	26,265
Nov. 22	—	—	Syracuse	W	14-7	12,208
Nov. 30	—	—	at Florida	L	7-31	48,563
Total Points/Attendance					167-180	300,943

CARL SELMER

1975-76

1975

2-8

DATE	UM	OPP	OPPONENT	W/L	SCORE	ATT
Sept. 20	—	—	at Georgia Tech	L	23-38	32,339
Sept. 26	—	1	Oklahoma	L	17-20	37,203
Oct. 4	—	4	at Nebraska	L	16-31	76,231
Oct. 10	—	13	Colorado	L	10-23	18,901
Oct. 17	—	—	Houston	W	24-20	15,362
Nov. 1	—	—	at Boston College	L	7-21	25,331
Nov. 7	—	—	Navy (HC)	L	16-17	18,987
Nov. 15	—	—	at Florida State	W	24-22	30,228
Nov. 22	—	—	Notre Dame	L	9-32	24,944
Nov. 29	—	13	Florida	L	11-15	25,462
Total points/Attendance					157-239	304,988

1976

3-8

DATE	UM	OPP	OPPONENT	W/L	SCORE	ATT
Sept. 18	—	—	Florida State	W	47-0	26,130
Sept. 25	—	—	at Colorado	L	3-33	48,882
Oct. 2	—	5	at Nebraska	L	9-17	76,155
Oct. 9	—	—	Duke	L	7-20	13,818
Oct. 16	—	2	at Pittsburgh	L	19-36	42,434
Oct. 23	—	—	TCU	W	49-0	10,779
Nov. 6	—	—	Boston College (HC)	W	13-6	15,687
Nov. 13	—	—	Penn State	L	7-21	19,766
Nov. 20	—	13	at Notre Dame	L	27-40	59,075
Nov. 27	—	—	at Florida	L	10-19	40,055
Dec. 4	—	6	at Houston	L	16-21	20,849
Total points/Attendance					207-213	373,630

LOU SABAN

1977-78

1977

3-8

DATE	UM	OPP	OPPONENT	W/L	SCORE	ATT
Sept. 10	—	5	at Ohio State	L	0-10	86,287
Sept. 17	—	—	at Georgia Tech ¹	L	6-10	31,916
Sept. 24	—	—	at Florida State	W	23-17	40,060
Oct. 1	—	—	Pacific	W	24-3	33,608
Oct. 8	—	—	Kansas	W	14-7	28,010
Oct. 22	—	—	at TCU	L	17-21	12,224
Oct. 29	—	9	at Penn State	L	7-49	61,853
Nov. 5	—	—	Tulane (HC)	L	10-13	20,140
Nov. 12	—	2	at Alabama	L	0-36	57,422
Nov. 26	—	—	Florida	L	14-31	30,662
Dec. 3	—	5	Notre Dame	L	10-48	35,789
Total points/Attendance					125-245	437,971

¹ — Miami's 500th game

1978

6-5

DATE	UM	OPP	OPPONENT	W/L	SCORE	ATT
Sept. 16	—	—	at Colorado	L	7-17	44,714
Sept. 23	—	13	Florida State	L	21-31	25,003
Sept. 30	—	—	at Kansas	W	38-6	47,420
Oct. 7	—	19	at Auburn	W	17-15	55,136
Oct. 14	—	—	at Georgia Tech	L	19-24	29,695
Oct. 21	—	—	Utah State	W	17-16	25,702
Oct. 28	—	19	at Notre Dame	L	0-20	59,075
Nov. 4	—	—	at Tulane	L	16-20	20,045
Nov. 18	—	—	San Diego State (HC)	W	16-14	17,468
Nov. 25	—	—	Syracuse	W	21-9	15,793
Dec. 2	—	—	at Florida	W	22-21	47,815
Total points/Attendance					194-193	387,866

HOWARD SCHNELLENBERGER 1979-1983

1979

5-6

DATE	UM	OPP	OPPONENT	W/L	SCORE	ATT
Sept. 15	—	—	Louisville	W	24-12	41,129
Sept. 22	—	14	at Florida State	L	23-40	47,679
Sept. 29	—	—	Louisiana Tech	W	6-0	20,069
Oct. 6	—	—	at Florida A&M	L	13-16	34,743
Oct. 13	—	—	at San Diego State	L	20-31	40,126
Oct. 20	—	—	Boston College (HC)	W	19-8	15,013
Oct. 27	—	—	at Syracuse	L	15-25	7,729
Nov. 3	—	19	at Penn State	W	26-10	77,532
Nov. 17	—	1	at Alabama	L	0-30	54,500
Nov. 24	—	—	vs. Notre Dame ¹	L	15-40	62,674
Dec. 1	—	—	Florida	W	30-24	28,051
Total points/Attendance					191-236	429,245

HISTORY

ALL-TIME RESULTS

1980

9-3

PEACH BOWL CHAMPIONS

DATE	UM	OPP	OPPONENT	W/L	SCORE	ATT
Sept. 6	—	—	at Louisville	W	24-10	21,120
Sept. 13	—	—	Florida A&M	W	49-0	20,007
Sept. 20	—	18	at Houston	W	14-7	31,423
Sept. 27	—	9	Florida State	W	10-9	50,008
Oct. 11	13	7	at Notre Dame	L	14-32	59,075
Oct. 18	18	—	Mississippi State	L	31-34	18,651
Nov. 1	—	13	at Penn State	L	12-27	83,661
Nov. 8	—	—	East Carolina (HC)	W	23-10	11,048
Nov. 15	—	—	at Vanderbilt	W	24-17	12,830
Nov. 22	—	—	North Texas	W	26-8	20,293
Nov. 29	—	18	at Florida	W	31-7	56,437

Peach Bowl (Atlanta, Ga.)

Jan. 2	20	—	Virginia Tech	W	20-10	45,384
Total points/Attendance					267-171	429,927

1981

9-2

DATE	UM	OPP	OPPONENT	W/L	SCORE	ATT
Sept. 5	—	17	Florida	W	21-20	73,817
Sept. 19	16	—	Houston	W	12-7	32,586
Sept. 26	14	4	at Texas	L	7-14	74,653
Oct. 3	17	—	Vanderbilt	W	48-16	27,694
Oct. 17	13	16	at Mississippi State	L	10-14	33,225
Oct. 24	—	—	at East Carolina	W	31-6	20,323
Oct. 31	—	1	Penn State (HC)	W	17-14	32,117
Nov. 7	13	14	at Florida State	W	27-19	52,685
Nov. 14	12	—	Virginia Tech	W	21-14	22,257
Nov. 21	11	—	at NC State	W	14-6	36,500
Nov. 28	9	—	Notre Dame	W	37-15	50,681
Total points/Attendance					245-145	456,538

1982

7-4

DATE	UM	OPP	OPPONENT	W/L	SCORE	ATT
Sept. 4	15	16	at Florida	L	14-17	71,864
Sept. 11	19	—	Houston	W	31-12	24,687
Sept. 18	15	—	at Virginia Tech	W	14-8	45,200
Sept. 25	16	—	Michigan State	W	25-22	26,478
Oct. 2	17	—	at Louisville ¹	W	28-6	28,749
Oct. 9	17	10	at Notre Dame	L	14-16	59,075
Oct. 16	17	—	Mississippi State	W	31-14	35,860
Oct. 30	16	14	Florida State (HC)	L	7-24	54,696
Nov. 6	—	19	at Maryland	L	17-18	43,200
Nov. 20	—	—	NC State	W	41-3	20,434
Nov. 27	—	—	Cincinnati	W	19-13	18,447
Total points/Attendance					241-153	428,690

¹ — Miami's 300th victory

1983

11-1

NATIONAL CHAMPIONS

ORANGE BOWL CHAMPIONS

DATE	UM	OPP	OPPONENT	W/L	SCORE	ATT
Sept. 3	—	—	at Florida	L	3-28	73,907
Sept. 10	—	—	at Houston	W	29-7	20,000
Sept. 17	—	—	Purdue	W	35-0	37,150
Sept. 24	—	13	Notre Dame	W	20-0	52,480
Oct. 1	15	—	at Duke	W	56-17	28,750
Oct. 8	12	—	Louisville	W	42-14	30,073
Oct. 15	10	—	at Mississippi State	W	31-7	29,456
Oct. 22	8	—	at Cincinnati	W	17-7	14,163
Oct. 29	7	12	West Virginia (HC)	W	20-3	63,881

Nov. 5	5	—	East Carolina	W	12-7	39,225
Nov. 12	6	—	at Florida State	W	17-16	57,333

Orange Bowl (Miami, Fla.)

Jan. 1	5	1	Nebraska	W	31-30	72,596
Total points/Attendance					313-136	519,014

JIMMY JOHNSON

1984-88

1984

8-5

FIESTA BOWL

DATE	UM	OPP	OPPONENT	W/L	SCORE	ATT
Aug. 27	10	1	vs. Auburn ¹	W	20-18	51,131
Sept. 1	10	17	vs. Florida ²	W	32-20	72,831
Sept. 8	1	14	at Michigan	L	14-22	105,403
Sept. 15	5	—	at Purdue	W	28-17	56,716
Sept. 22	4	15	Florida State	L	3-38	60,210
Sept. 29	16	—	Rice	W	38-3	20,084
Oct. 6	14	16	at Notre Dame	W	31-13	59,075
Oct. 13	10	—	at Cincinnati	W	49-25	25,642
Oct. 20	9	—	Pittsburgh (HC)	W	27-7	32,872
Nov. 3	6	—	at Louisville	W	38-23	20,113
Nov. 10	6	—	Maryland	L	40-42	31,548
Nov. 23	12	—	Boston College	L	45-47	30,325

Fiesta Bowl (Tempe, Ariz.)

Jan. 1	13	14	UCLA	L	37-39	60,310
Total points/Attendance					402-314	626,260

¹ — at East Rutherford, N.J.

² — at Tampa, Fla.

1985

10-2

SUGAR BOWL

DATE	UM	OPP	OPPONENT	W/L	SCORE	ATT
Sept. 7	—	5	Florida	L	23-35	80,277
Sept. 14	—	—	at Rice	W	48-20	15,411
Sept. 28	—	—	at Boston College ¹	W	45-10	31,864
Oct. 5	—	—	at East Carolina	W	27-15	34,511
Oct. 12	—	—	Cincinnati	W	38-0	30,164
Oct. 19	—	3	at Oklahoma	W	27-14	75,008
Oct. 26	15	—	Louisville	W	45-7	31,761
Nov. 2	11	10	at Florida State	W	35-27	61,250
Nov. 9	8	—	at Maryland ²	W	29-22	62,350
Nov. 23	4	—	Colorado State ³ (HC)	W	35,035	24-3
Nov. 30	4	—	Notre Dame	W	58-7	49,236

Sugar Bowl (New Orleans, La.)

Jan. 1	2	8	Tennessee	L	7-35	77,432
Total points/Attendance					406-195	584,299

¹ — at Foxboro, Mass.

² — at Baltimore, Md.

³ — Miami's 600th game



ALL-TIME RESULTS

1986

11-1

FIESTA BOWL

DATE	UM	OPP	OPPONENT	W/L	SCORE	ATT
Aug. 30	3	—	at South Carolina	W	34-14	73,500
Sept. 6	3	13	at Florida	W	23-15	74,875
Sept. 13	2	—	Texas Tech	W	61-11	41,925
Sept. 27	2	1	Oklahoma	W	28-16	71,451
Oct. 4	1	—	Northern Illinois	W	34-0	33,905
Oct. 11	1	—	at West Virginia	W	58-14	63,500
Oct. 18	1	—	at Cincinnati	W	45-13	29,546
Nov. 1	1	20	Florida State	W	41-23	62,834
Nov. 8	1	—	at Pittsburgh	W	37-10	55,338
Nov. 15	1	—	Tulsa (HC)	W	23-10	51,110
Nov. 27	1	—	East Carolina	W	36-10	30,202
Fiesta Bowl (Tempe, Ariz.)						
Jan. 2	1	2	Penn State	L	10-14	73,098
Total points/Attendance					430-150	671,284

1987

12-0

NATIONAL CHAMPIONS

ORANGE BOWL CHAMPIONS

DATE	UM	OPP	OPPONENT	W/L	SCORE	ATT
Sept. 5	10	20	Florida	W	31-4	77,224
Sept. 26	5	10	at Arkansas	W	51-7	55,310
Oct. 3	3	4	at Florida State	W	26-25	62,561
Oct. 10	3	—	Maryland	W	46-16	43,020
Oct. 24	3	—	at Cincinnati	W	48-10	20,011
Oct. 31	3	—	at East Carolina	W	41-3	31,791
Nov. 7	3	—	Miami (Ohio)	W	54-3	40,128
Nov. 14	3	—	Virginia Tech (HC)	W	27-13	40,105
Nov. 21	3	—	Toledo	W	24-14	37,010
Nov. 28	2	10	Notre Dame	W	24-0	76,640
Dec. 5	2	8	South Carolina	W	20-16	63,317
Orange Bowl (Miami, Fla.)						
Jan. 1	2	1	Oklahoma	W	20-14	74,760
Total points/Attendance					412-125	622,877

1988

11-1

ORANGE BOWL CHAMPIONS

DATE	UM	OPP	OPPONENT	W/L	SCORE	ATT
Sept. 3	6	1	Florida State	W	31-0	77,836
Sept. 17	1	15	at Michigan	W	31-30	105,834
Sept. 24	1	—	Wisconsin	W	23-3	48,311
Oct. 1	1	—	Missouri	W	55-0	40,654
Oct. 15	1	4	at Notre Dame	L	30-31	59,075
Oct. 22	4	—	Cincinnati	W	57-3	44,107
Oct. 29	4	—	at East Carolina	W	31-7	29,400
Nov. 5	3	—	Tulsa (HC)	W	34-3	38,196
Nov. 19	3	11	at LSU	W	44-3	79,500
Nov. 26	3	8	Arkansas	W	18-16	63,271
Dec. 3	2	—	BYU	W	41-17	59,367
Orange Bowl (Miami, Fla.)						
Jan. 2	2	6	Nebraska	W	23-3	79,480
Total points/Attendance					418-116	725,031

DENNIS ERICKSON

1989-94

1989

11-1

NATIONAL CHAMPIONS

SUGAR BOWL CHAMPIONS

DATE	UM	OPP	OPPONENT	W/L	SCORE	ATT
Sept. 9	3	—	at Wisconsin	W	51-3	38,646
Sept. 16	3	—	California	W	31-3	56,931
Sept. 23	2	—	at Missouri	W	38-7	43,293
Sept. 30	2	—	at Michigan State	W	26-20	76,217
Oct. 7	2	—	Cincinnati	W	56-0	48,597
Oct. 14	2	—	San Jose State	W	48-16	45,122
Oct. 28	2	9	at Florida State	L	10-24	62,602
Nov. 4	7	—	East Carolina	W	40-10	35,159
Nov. 11	7	14	at Pittsburgh	W	24-3	52,528
Nov. 18	7	—	San Diego State (HC)W		42-6	
42,362						
Nov. 25	7	1	Notre Dame	W	27-10	81,634
Sugar Bowl (New Orleans, La.)						
Jan. 1	2	7	Alabama	W	33-25	77,425
Total points/Attendance					432-127	660,516

1990

10-2

COTTON BOWL CHAMPIONS

DATE	UM	OPP	OPPONENT	W/L	SCORE	ATT
Sept. 8	1	16	at BYU	L	21-28	66,235
Sept. 15	10	—	at California	W	52-24	47,000
Sept. 29	10	—	Iowa	W	48-21	70,420
Oct. 6	9	2	Florida State	W	31-22	80,396
Oct. 13	3	—	Kansas	W	34-0	54,211
Oct. 20	2	6	at Notre Dame	L	20-29	59,075
Oct. 27	8	—	at Texas Tech	W	45-10	50,028
Nov. 3	8	—	Pittsburgh (HC)	W	45-0	50,412
Nov. 17	3	—	Boston College	W	42-12	50,942
Nov. 24	2	—	Syracuse	W	33-7	66,196
Dec. 1	3	—	at San Diego State	W	30-28	34,201
Cotton Bowl (Dallas, Texas)						
Jan. 1	4	3	vs. Texas	W	46-3	73,521
Total points/Attendance					447-184	702,637

1991

12-0, 2-0 BIG EAST (1st)

NATIONAL CHAMPIONS

ORANGE BOWL CHAMPIONS

DATE	UM	OPP	OPPONENT	W/L	SCORE	ATT
Aug. 31	3	—	at Arkansas	W	31-3	46,308
Sept. 12	2	10	Houston	W	40-10	71,842
Sept. 28	2	—	at Tulsa	W	34-10	35,689
Oct. 5	2	—	Oklahoma State	W	40-3	42,751
Oct. 12	2	9	Penn State	W	26-20	75,723
Oct. 19	2	—	Long Beach State	W	55-0	40,498
Oct. 26	2	—	at Arizona	W	36-9	53,349
Nov. 9	3	—	West Virginia* (HC)	W	27-3	60,250
Nov. 16	2	1	at Florida State	W	17-16	63,442
Nov. 23	1	—	at Boston College*	W	19-14	32,071
Nov. 30	1	—	San Diego State	W	39-12	56,721
Orange Bowl (Miami, Fla.)						
Jan. 1	1	11	Nebraska	W	22-0	77,747
Total points/Attendance					386-100	656,391

HISTORY

ALL-TIME RESULTS

1992

11-1, 4-0 BIG EAST (1st)

SUGAR BOWL

DATE	UM	OPP	OPPONENT	W/L	SCORE	ATT
Sept. 5	1	23	at Iowa ¹	W	24-7	70,397
Sept. 19	1	—	Florida A&M	W	38-0	74,292
Sept. 26	1	—	Arizona	W	8-7	47,049
Oct. 3	2	3	Florida State	W	17-16	77,338
Oct. 10	2	7	at Penn State	W	17-14	96,704
Oct. 17	1	—	TCU	W	45-10	42,915
Oct. 24	1	—	at Virginia Tech*	W	43-23	51,423
Oct. 31	1	—	West Virginia*	W	35-23	51,246
Nov. 14	1	—	Temple* (HC)	W	48-0	41,212
Nov. 21	1	8	at Syracuse*	W	16-10	49,857
Nov. 28	1	—	at San Diego State	W	63-17	52,108

Sugar Bowl (New Orleans, La.)

Jan. 1	1	2	Alabama	L	13-34	76,789
Total points/Attendance					369-161	731,330

1 — Miami's 400th victory

1993

9-3, 6-1 BIG EAST (2nd)

FIESTA BOWL

DATE	UM	OPP	OPPONENT	W/L	SCORE	ATT
Sept. 4	4	20	at Boston College*	W	23-7	33,298
Sept. 18	3	—	Virginia Tech*	W	21-2	55,723
Sept. 25	3	—	at Colorado	W	35-29	52,391
Oct. 2	3	—	Georgia Southern	W	30-7	43,147
Oct. 9	3	1	at Florida State	L	10-28	77,813
Oct. 23	6	23	Syracuse*	W	49-0	63,194
Oct. 30	4	—	Temple*	W	42-7	33,927
Nov. 6	4	—	at Pittsburgh*	W	35-7	32,064
Nov. 13	3	—	Rutgers* (HC)	W	31-17	52,561
Nov. 20	4	9	at West Virginia*	L	14-17	70,222
Nov. 27	9	—	Memphis	W	41-17	38,737

Fiesta Bowl (Tempe, Ariz.)

Jan. 1	10	16	vs. Arizona	L	0-29	72,260
Total points/Attendance					331-167	615,337

1994

10-2, 7-0 BIG EAST (1st)

ORANGE BOWL

DATE	UM	OPP	OPPONENT	W/L	SCORE	ATT
Sept. 3	6	—	Georgia Southern	W	56-0	54,058
Sept. 10	5	—	at Arizona State ¹	W	47-10	48,729
Sept. 24	6	17	Washington	L	20-38	62,663
Oct. 1	13	—	at Rutgers*	W	24-3	39,719
Oct. 8	13	3	Florida State	W	34-20	77,010
Oct. 22	7	—	at West Virginia*	W	38-6	63,760
Oct. 29	6	13	Virginia Tech*	W	24-3	57,618
Nov. 5	5	10	at Syracuse*	W	27-6	49,565
Nov. 12	5	—	Pittsburgh* (HC)	W	17-12	50,058
Nov. 19	5	—	at Temple*	W	38-14	11,873
Nov. 26	4	25	Boston College*	W	23-7	60,579

Orange Bowl (Miami, Fla.)

Jan. 1	4	1	vs. Nebraska	L	17-24	81,753
Total points/Attendance					365-143	657,385

1 — Miami's 700th game

BUTCH DAVIS

1995-2000

1995

8-3, 6-1 BIG EAST (1st)

DATE	UM	OPP	OPPONENT	W/L	SCORE	ATT
Sept. 2	12	—	at UCLA	L	8-31	60,091
Sept. 9	19	—	Florida A&M	W	49-3	57,721
Sept. 23	17	—	at Virginia Tech*	L	7-13	51,206
Oct. 7	—	1	at Florida State	L	17-41	80,350
Oct. 14	—	—	Rutgers*	W	56-21	19,747
Oct. 21	—	—	at Pittsburgh*	W	17-16	28,794
Oct. 28	—	—	Temple* (HC)	W	36-12	28,147
Nov. 4	—	—	Baylor	W	35-14	32,655
Nov. 11	—	—	at Boston College*	W	17-14	44,500
Nov. 18	25	—	West Virginia*	W	17-12	43,409
Nov. 25	25	22	Syracuse*	W	35-24	47,544
Total points/Attendance					294-201	494,164

1996

9-3, 6-1 BIG EAST (1st)

CARQUEST BOWL CHAMPIONS

DATE	UM	OPP	OPPONENT	W/L	SCORE	ATT
Aug. 31	11	—	at Memphis	W	30-7	32,096
Sept. 7	11	—	The Citadel	W	52-6	35,747
Sept. 12	10	—	at Rutgers*	W	33-0	29,379
Sept. 28	10	—	Pittsburgh*	W	45-0	32,747
Oct. 12	6	3	Florida State	L	16-34	75,913
Oct. 19	12	—	East Carolina	L	6-31	31,909
Oct. 26	25	12	at West Virginia*	W	10-7	66,948
Nov. 2	22	—	at Temple*	W	57-26	8,608
Nov. 16	18	21	Virginia Tech* (HC)	L	7-21	38,814
Nov. 23	25	—	Boston College*	W	43-26	34,540
Nov. 30	23	16	at Syracuse*	W	38-31	49,426

Carquest Bowl (Miami, Fla.)

Dec. 27	19	—	vs. Virginia	W	31-21	46,418
Total points/Attendance					368-210	487,545

1997

5-6, 3-4 BIG EAST (5th)

DATE	UM	OPP	OPPONENT	W/L	SCORE	ATT
Aug. 30	14	—	at Baylor	W	45-14	36,750
Sept. 13	13	24	Arizona State	L	12-23	42,219
Sept. 18	22	—	at Pittsburgh*	L	17-21	40,194
Sept. 27	—	—	West Virginia*	L	17-28	39,270
Oct. 4	—	4	at Florida State	L	0-47	80,165
Oct. 18	—	—	at Boston College*	W _{2OT}	45-44	40,006
Oct. 25	—	—	Temple	W	47-15	26,351
Nov. 1	—	—	Arkansas State	W	42-10	20,559
Nov. 8	—	20	at Virginia Tech*	L	25-27	53,177
Nov. 15	—	—	Rutgers* (HC)	W	51-23	19,949
Nov. 29	—	16	Syracuse*	L	13-33	25,147
Total points/Attendance					314-285	424,950



ALL-TIME RESULTS

1998 9-3, 5-2 BIG EAST (2nd)

MICRON PC BOWL CHAMPIONS

DATE	UM	OPP	OPPONENT	W/L	SCORE	ATT
Sept. 5	—	—	E. Tennessee State	W	66-17	36,617
Sept. 12	—	—	at Cincinnati	W	38-12	20,681
Sept. 19	—	—	at Virginia Tech*	LOT	20-27	41,155
Oct. 3	—	—	at Rutgers*	W	53-17	21,419
Oct. 10	—	9	Florida State	L	14-26	63,617
Oct. 24	—	13	at West Virginia*	W	34-31	60,081
Oct. 31	25	—	Boston College* (HC)W			35-17
32,917						
Nov. 14	24	—	at Temple*	W	42-7	18,734
Nov. 19	22	—	Pittsburgh*	W	38-10	38,084
Nov. 28	19	21	at Syracuse*	L	13-66	49,521
Dec. 5	—	3	UCLA	W	49-45	46,819
Micron PC Bowl (Miami, Fla.)						
Dec. 29	24	—	N.C. State	W	46-23	44,387
Total points/Attendance					448-298	474,032

1999 9-4, 6-1 BIG EAST (2nd)

GATOR BOWL CHAMPIONS

DATE	UM	OPP	OPPONENT	W/L	SCORE	ATT
Aug. 29	12	9	vs. Ohio State ¹	W	23-12	73,037
Sept. 4	8	—	Florida A&M	W	57-3	54,147
Sept. 18	8	2	Penn State	L	23-27	74,427
Sept. 25	9	—	at East Carolina ²	L	23-27	45,900
Oct. 9	19	1	at Florida State	L	21-31	80,967
Oct. 16	23	—	at Boston College*	W	31-28	44,084
Oct. 30	23	—	West Virginia*	W	28-20	30,310
Nov. 6	22	—	at Pittsburgh*	W	33-3	38,710
Nov. 13	19	2	at Virginia Tech*	L	10-43	53,130
Nov. 20	—	—	Rutgers* (HC)	W	55-0	21,167
Nov. 27	—	—	Syracuse*	W	45-13	35,208
Dec. 4	23	—	Temple*	W	55-0	20,319
Gator Bowl (Jacksonville, Fla.)						
Jan. 1	23	15	vs. Georgia Tech	W	28-13	43,416
Total points/Attendance					404-207	495,885

1 — Kickoff Classic (Meadowlands, N.J.)
 2 — Raleigh, N.C.

2000 11-1, 7-0 BIG EAST (1st)

SUGAR BOWL CHAMPIONS

DATE	UM	OPP	OPPONENT	W/L	SCORE	ATT
Aug. 31	6	—	McNeese State	W	61-14	48,411
Sept. 9	4	15	at Washington	L	29-34	74,157
Sept. 23	12	—	at West Virginia*	W	47-10	63,735
Sept. 30	10	—	at Rutgers*	W	64-6	23,782
Oct. 7	7	1	Florida State	W	27-24	80,905
Oct. 21	4	—	at Temple*	W	45-17	28,351
Oct. 28	4	—	Louisiana Tech	W	42-31	46,671
Nov. 4	3	2	Virginia Tech* (HC)	W	41-21	77,410
Nov. 11	2	—	Pittsburgh*	W	35-7	47,520
Nov. 18	2	—	at Syracuse*	W	26-0	49,327
Nov. 25	2	—	Boston College*	W	52-6	49,715
Sugar Bowl (New Orleans, La.)						
Jan. 2	2	7	vs. Florida	W	37-20	64,407
Total points/Attendance					506-190	654,337

LARRY COKER 2001-06

2001 12-0, 7-0 BIG EAST (1st)

NATIONAL CHAMPIONS

ROSE BOWL CHAMPIONS

DATE	UM	OPP	OPPONENT	W/L	SCORE	ATT
Sept. 1	2	—	at Penn State	W	33-7	109,313
Sept. 8	1	—	Rutgers*	W	61-0	39,804
Sept. 27	1	—	at Pittsburgh*	W	43-21	57,224
Oct. 6	1	—	Troy	W	38-7	36,617
Oct. 13	2	14	at Florida State	W	49-27	82,836
Oct. 25	1	—	West Virginia*	W	45-3	44,411
Nov. 3	1	—	Temple* (HC)	W	38-0	31,128
Nov. 10	1	—	at Boston College*	W	18-7	44,500
Nov. 17	1	14	Syracuse*	W	59-0	52,896
Nov. 24	1	12	Washington	W	65-7	78,114
Dec. 1	1	14	at Virginia Tech*	W	26-24	53,662

Rose Bowl (Pasadena, Calif.)

Jan. 3	1	4	vs. Nebraska	W	37-14	93,781
Total points/Attendance					512-117	630,505

2002 12-1, 7-0 BIG EAST (1st)

FIESTA BOWL

DATE	UM	OPP	OPPONENT	W/L	SCORE	ATT
Aug. 31	1	—	Florida A&M	W	63-17	68,548
Sept. 7	1	6	at Florida	W	41-16	85,777
Sept. 14	1	—	at Temple	W	44-21	33,169
Sept. 21	1	—	Boston College*	W	38-6	73,622
Oct. 5	1	—	Connecticut	W	48-14	52,131
Oct. 12	1	9	Florida State* (HC)	W	28-27	81,927
Oct. 26	1	—	at West Virginia*	W	40-23	56,817
Nov. 2	1	—	at Rutgers*	W	42-17	27,222
Nov. 9	2	—	at Tennessee	W	26-3	107,745
Nov. 21	1	17	Pittsburgh*	W	28-21	64,897
Nov. 30	1	—	at Syracuse*	W	49-7	45,679
Dec. 7	1	17	Virginia Tech*	W	56-45	76,108

Fiesta Bowl (Tempe, Ariz.)

Jan. 3	1	2	vs. Ohio State	L2OT	24-31	77,502
Total points/Attendance					527-248	851,144

1 — Miami's 800th game

2003 11-2, 6-1 BIG EAST (1st)

ORANGE BOWL CHAMPIONS

DATE	UM	OPP	OPPONENT	W/L	SCORE	ATT
Aug. 28	3	—	at Louisiana Tech ¹	W	48-9	43,279
Sept. 6	3	18	Florida	W	38-33	79,932
Sept. 13	2	—	East Carolina	W	38-3	65,825
Sept. 20	2	—	at Boston College*	W	33-14	44,500
Oct. 2	2	—	West Virginia ²	W	22-10	54,621
Oct. 11	2	5	at Florida State	W	22-14	84,336
Oct. 18	2	—	Temple*	W	52-14	49,144
Nov. 1	2	10	at Virginia Tech*	L	7-31	65,115
Nov. 8	6	18	Tennessee	L	6-10	69,722
Nov. 15	14	—	Syracuse* (HC)	W	17-10	48,130
Nov. 22	13	—	Rutgers*	W	34-10	39,572
Nov. 29	10	20	at Pittsburgh*	W	28-14	60,486

Orange Bowl (Miami, Fla.)

Jan. 1	10	9	vs. Florida State	W	16-14	76,739c
Total points/Attendance					361-196	779,227

1 — Shreveport, La.

2 — Miami's 500th victory

ALL-TIME RESULTS

2004

9-3, 5-3 ACC (t3rd)

PEACH BOWL CHAMPIONS

DATE	UM	OPP	OPPONENT	WL	SCORE	ATT
Sept. 10	5	4	Florida State*	W _{OT}	16-10	78,622
Sept. 18	4	—	Louisiana Tech	W	48-0	53,721
Sept. 23	4	—	at Houston	W	38-13	36,698
Oct. 2	4	—	at Georgia Tech*	W	27-3	55,000
Oct. 14	3	18	Louisville	W	41-38	63,715
Oct. 23	4	—	at NC State*	W	45-31	55,600
Oct. 30	4	—	at North Carolina*	L	28-31	58,000
Nov. 6	11	—	Clemson* (HC)	L _{OT}	17-24	55,225
Nov. 13	18	12	at Virginia*	W	31-21	63,701
Nov. 20	12	—	Wake Forest*	W	52-7	41,315
Dec. 4	9	11	Virginia Tech*	L	10-16	62,205
Peach Bowl (Atlanta, Ga.)						
Dec. 31	14	18	vs. Florida	W	27-10	69,322
Total points/Attendance					380-204	693,324

2005

9-3, 6-2 ACC (2nd, Coastal)

PEACH BOWL

DATE	UM	OPP	OPPONENT	WL	SCORE	ATT
Sept. 5	9	14	at Florida State*	L	7-10	84,347
Sept. 17	13	20	at Clemson*	W _{3OT}	36-30	79,000
Sept. 24	12	—	Colorado	W	23-3	51,228
Oct. 1	9	—	USF	W	27-7	58,308
Oct. 8	9	—	Duke*	W	52-7	40,315
Oct. 15	7	—	at Temple	W	34-3	23,129
Oct. 29	6	—	North Carolina* (HC)	W	34-16	30,618
Nov. 5	5	3	at Virginia Tech*	W	27-7	65,115
Nov. 12	3	—	at Wake Forest*	W	47-17	27,106
Nov. 19	3	—	Georgia Tech*	L	10-14	53,764
Nov. 26	10	—	Virginia*	W	25-17	37,629
Peach Bowl (Atlanta, Ga.)						
Dec. 30	9	10	vs. LSU	L	3-40	65,620
Total points/Attendance					356-234	550,559

2006

7-6, 3-5 ACC (4th, Coastal)

MPC COMPUTERS BOWL CHAMPIONS

DATE	UM	OPP	OPPONENT	WL	SCORE	ATT
Sept. 4	11	11	Florida State*	L	10-13	71,481
Sept. 9	16	—	Florida A&M	W	51-10	40,208
Sept. 16	15	12	at Louisville	L	7-31	42,704
Sept. 30	—	—	Houston	W	14-13	36,107
Oct. 7	—	—	North Carolina*	W	27-7	29,261
Oct. 14	—	—	FIU	W	35-0	51,130
Oct. 21	—	—	at Duke*	W	20-15	16,291
Oct. 28	—	21	at Georgia Tech*	L	23-30	55,230
Nov. 4	—	24	Virginia Tech* (HC)	L	10-17	41,504
Nov. 11	—	24	at Maryland*	L	13-14	50,721
Nov. 18	—	—	at Virginia*	L	7-17	54,522
Nov. 23	—	18	Boston College*	W	17-14	23,308
MPC Computers Bowl (Boise, Idaho)						
Dec. 31	—	—	vs. Nevada	W	21-20	28,652
Total points/Attendance					255-201	512,467

RANDY SHANNON

2007-10

2007

5-7, 2-6 ACC (4th, Coastal)

DATE	UM	OPP	OPPONENT	WL	SCORE	ATT
Sept. 1	—	—	Marshall	W	31-3	39,830
Sept. 8	—	6	at Oklahoma	L	13-51	85,357
Sept. 15	—	—	FIU	W	23-9	40,915
Sept. 20	—	16	Texas A&M	W	34-17	44,622
Sept. 29	—	—	Duke*	W	24-14	30,614
Oct. 6	—	—	at North Carolina*	L	27-33	59,000
Oct. 13	—	—	Georgia Tech*	L	14-17	52,416
Oct. 20	—	—	at Florida State*	W	37-29	82,728
Nov. 3	—	—	NC State* (HC)	L _{OT}	16-19	34,621
Nov. 10	—	19	Virginia*	L	0-48	62,106
Nov. 17	—	10	at Virginia Tech*	L	14-44	66,233
Nov. 24	—	—	at Boston College*	L	14-28	44,500
Total points/Attendance					285-274	642,942

2008

7-6, 4-4 ACC (t3rd, Coastal)

EMERALD BOWL

DATE	UM	OPP	OPPONENT	WL	SCORE	ATT
Aug. 28	—	—	Charleston Southern	W	—	52-7
48,119						
Sept. 6	—	5	at Florida	L	3-26	90,833
Sept. 20	—	—	at Texas A&M	W	41-23	84,165
Sept. 27	—	—	North Carolina*	L	24-28	35,830
Oct. 4	—	—	Florida State*	L	39-41	65,786
Oct. 11	—	—	UCF	W	20-14	40,011
Oct. 18	—	—	at Duke*	W	49-31	32,011
Oct. 25	—	—	Wake Forest* (HC)	W	16-10	41,208
Nov. 1	—	—	at Virginia*	W	24-17	53,308
Nov. 13	—	—	Virginia Tech*	W	16-14	46,838
Nov. 20	—	—	at Georgia Tech*	L	23-41	49,335
Nov. 29	—	—	at NC State*	L	28-38	56,329
Emerald Bowl (San Francisco, Calif.)						
Dec. 27	—	—	California	L	17-24	42,268
Total points/Attendance					352-314	686,041

2009

9-4, 5-3 ACC (3rd, Coastal)

CHAMPS SPORTS BOWL

DATE	UM	OPP	OPPONENT	WL	SCORE	ATT
Sept. 7	—	18	at Florida State*	W	38-34	81,077
Sept. 17	20	14	Georgia Tech*	W	33-17	45,329
Sept. 26	9	11	at Virginia Tech*	L	7-31	66,233
Oct. 3	17	8	Oklahoma	W	21-20	61,790
Oct. 10	11	—	Florida A&M	W	48-16	47,859
Oct. 17	9	—	at UCF	W	27-7	48,453
Oct. 24	8	—	Clemson*	L _{OT}	37-40	43,778
Oct. 31	18	—	at Wake Forest*	W	28-27	30,011
Nov. 7	16	—	Virginia* (HC)	W	52-17	48,350
Nov. 14	12	—	at North Carolina*	L	24-33	57,500
Nov. 21	20	—	Duke*	W	34-16	38,200
Nov. 28	19	—	at USF	W	31-10	66,469
Champs Sports Bowl (Orlando, Fla.)						
Dec. 29	15	25	vs. Wisconsin	L	14-20	56,747
Total points/Attendance					394-288	635,049



ALL-TIME RESULTS

2010

7-6, 5-3 ACC (2nd, Coastal)

HYUNDAI SUN BOWL

DATE	UM	OPP	OPPONENT	W/L	SCORE	ATT
Sept. 2	13	—	Florida A&M	W	45-0	53,674
Sept. 11	12	2	at Ohio State	L	24-36	105,454
Sept. 23	19	—	at Pittsburgh	W	31-3	58,115
Oct. 2	16	—	at Clemson*	W	30-21	81,500
Oct. 9	13	23	Florida State*	L	17-45	75,115
Oct. 16	—	—	at Duke*	W	28-13	25,911
Oct. 23	25	—	North Carolina*	W	33-10	43,584
Oct. 30	22	—	at Virginia*	L	19-24	39,528
Nov. 6	—	—	Maryland* (HC)	W	26-20	55,434
Nov. 13	—	—	at Georgia Tech*	W	35-10	47,425
Nov. 20	24	14	Virginia Tech*	L	17-31	40,101
Nov. 27	—	—	USF	L	20-23	41,148

Hyundai Sun Bowl (El Paso, Texas)

Dec. 31	—	—	vs. Notre Dame ^A	L	17-33	54,021
Total points/Attendance					342-269	721,010

^A — Interim Head Coach Jeff Stoutland

2013

9-4, 5-3 ACC (t2nd, Coastal)

RUSSELL ATHLETIC BOWL

DATE	UM	OPP	OPPONENT	W/L	SCORE	ATT
Aug. 30	—	—	FAU	W	34-6	50,151
Sept. 7	—	12	Florida	W	21-16	76,968
Sept. 21	16	—	Savannah State	W	77-7	42,571
Sept. 28	15	—	at USF	W	49-21	47,562
Oct. 5	14	—	Georgia Tech*	W	45-30	47,008
Oct. 17	10	—	at North Carolina*	W	27-23	56,000
Oct. 26	7	—	Wake Forest*	W	24-21	66,160
Nov. 2	7	3	at Florida State*	L	14-41	84,409
Nov. 9	11	—	Virginia Tech*	L	24-42	49,267
Nov. 16	23	—	at Duke*	L	30-48	30,044
Nov. 23	—	—	Virginia*	W	45-26	44,732
Nov. 29	—	—	at Pittsburgh*	W	41-31	40,003

Russell Athletic Bowl (Orlando, Fla.)

Dec. 28	—	18	vs. Louisville	L	9-36	51,098
Total points/Attendance					440-348	685,973

AL GOLDEN

2011-15

2011

6-6, 3-5 ACC (5th, Coastal)

DATE	UM	OPP	OPPONENT	W/L	SCORE	ATT
Sept. 5	—	—	at Maryland*	L	24-32	52,875
Sept. 17	—	17	Ohio State	W	24-6	66,279
Sept. 24	—	—	Kansas State	L	24-28	43,786
Oct. 1	—	—	Bethune-Cookman*	W	45-14	40,387
Oct. 8	—	21	at Virginia Tech*	L	35-38	66,233
Oct. 15	—	—	at North Carolina*	W	30-24	60,000
Oct. 22	—	22	Georgia Tech*	W	24-7	43,716
Oct. 27	—	—	Virginia*	L	21-28	40,403
Nov. 5	—	—	Duke* (HC)	W	49-14	62,053
Nov. 12	—	—	at Florida State*	L	19-23	82,322
Nov. 19	—	—	at USF	W	6-3	57,572
Nov. 25	—	—	Boston College*	L	17-24	43,952
Total points/Attendance					325-234	659,578

1 — Miami's 900th game

2014

6-7, 3-5 ACC (t5th, Coastal)

DUCK COMMANDER INDEPENDENCE BOWL

DATE	UM	OPP	OPPONENT	W/L	SCORE	ATT
Sept. 1	RV	RV	at Louisville*	L	13-31	55,428
Sept. 6	—	—	Florida A&M	W	41-7	48,254
Sept. 13	—	—	Arkansas State	W	20-41	41,519
Sept. 20	—	22	at Nebraska	L	31-41	91,585
Sept. 27	—	23	Duke*	W	22-10	44,559
Oct. 4	—	—	at Georgia Tech*	L	17-28	52,221
Oct. 11	—	—	Cincinnati	W	55-34	43,953
Oct. 23	—	—	at Virginia Tech*	W	30-6	64,007
Nov. 1	—	—	North Carolina*	W	47-20	51,702
Nov. 15	RV	2	Florida State*	L	26-30	76,530
Nov. 22	—	—	at Virginia*	L	13-30	39,112
Nov. 29	—	—	Pittsburgh*	L	23-35	61,106

Russell Athletic Bowl (Shreveport, La.)

Dec. 28	—	—	vs. South Carolina	L	21-24	38,242
Total points/Attendance					380-316	706,218

2012

7-5, 5-3 ACC (t1st, Coastal)

DATE	UM	OPP	OPPONENT	W/L	SCORE	ATT
Sept. 1	—	—	at Boston College*	W	41-32	39,262
Sept. 8	—	21	at Kansas State	L	15-52	48,843
Sept. 15	—	—	Bethune-Cookman	W	38-10	39,435
Sept. 22	—	—	at Georgia Tech*	W ^{OT}	42-36	50,390
Sept. 29	—	—	NC State*	W	44-37	38,510
Oct. 6	—	9	vs. Notre Dame	L	3-41	62,871
Oct. 13	—	—	North Carolina*	L	14-18	58,954
Oct. 20	—	12	Florida State*	L	20-33	73,328
Nov. 1	—	—	Virginia Tech*	W	30-12	37,219
Nov. 10	—	—	at Virginia*	L	40-41	45,870
Nov. 17	—	—	USF	W	40-9	38,869
Nov. 24	—	—	at Duke*	W	52-45	26,895
Total points/Attendance					377-366	560,446

2015

8-5, 5-3 ACC (3rd, Coastal)

HYUNDAI SUN BOWL

DATE	UM	OPP	OPPONENT	W/L	SCORE	ATT
Sept. 5	RV	—	Bethune-Cookman	W	45-0	43,467
Sept. 11	RV	—	at FAU	W	44-20	30,321
Sept. 19	RV	RV	Nebraska	W ^{OT}	36-33	53,580
Oct. 1	RV	—	at Cincinnati	L	23-34	40,101
Oct. 10	—	8	at Florida State*	L	24-29	82,329
Oct. 17	—	—	Virginia Tech*	W	30-20	50,787
Oct. 24	—	6	Clemson*	L	0-58	45,211
Oct. 31	—	22	at Duke ^{AA}	W	30-27	30,143
Nov. 7	—	—	Virginia ^{AA}	W	27-21	40,963
Nov. 14	—	17	at North Carolina ^{AA}	L	21-59	61,000
Nov. 21	—	—	Georgia Tech ^{AA}	W	38-21	51,355
Nov. 27	—	—	at Pittsburgh ^{AA}	W	29-24	40,126

Hyundai Sun Bowl (El Paso, Texas)

Dec. 26	—	—	vs. Washington St.	L	14-20	41,180
Total points/Attendance					361-366	569,383

^{AA} — Interim Head Coach Larry Scott

HISTORY

ALL-TIME RESULTS

MARK RICHT

2016 - 2018

2016

9-4, 5-3 ACC (t2nd, Coastal)

RUSSELL ATHLETIC BOWL CHAMPIONS

DATE	UM	OPP	OPPONENT	W/L	SCORE	ATT
Sept. 3	RV	—	Florida A&M	W	70-0	60,703
Sept. 10	25	—	FAU	W	38-10	57,123
Sept. 17	25	—	at Appalachian State	W	45-10	34,658
Oct. 1	14	—	at Georgia Tech*	W	35-21	53,047
Oct. 8	10	21	Florida State*	L	19-20	65,685
Oct. 15	16	RV	North Carolina*	L	13-20	58,731
Oct. 20	—	—	at Virginia Tech*	L	16-37	63,507
Oct. 29	—	—	at Notre Dame	L	30-27	80,795
Nov. 5	—	—	Pittsburgh*	W	51-28	51,796
Nov. 12	—	—	at Virginia*	W	34-14	39,867
Nov. 19	—	—	at NC State*	W	27-13	56,263
Nov. 26	—	—	Duke*	W	40-21	57,396
Russell Athletic Bowl (Orlando, Fla.)						
Dec. 28	—	12	vs. West Virginia	W	31-14	48,625
Total points/Attendance					446-241	679,571

2017

10-3, 7-1 ACC (1st, Coastal)

CAPITAL ONE ORANGE BOWL

DATE	UM	OPP	OPPONENT	W/L	SCORE	ATT
Sept. 2	18	—	Bethune-Cookman	W	41-13	50,454
Sept. 23	14	—	Toledo	W	52-30	49,361
Sept. 29	13	—	at Duke*	W	31-6	36,314
Oct. 7	12	—	at Florida State*	W	24-20	78,169
Oct. 14	10	—	Georgia Tech*	W	25-24	55,799
Oct. 21	8	—	Syracuse*	W	27-19	56,158
Oct. 28	8	—	at North Carolina*	W	24-19	45,000
Nov. 4	6	13	Virginia Tech*	W	28-10	63,932
Nov. 11	6	3	Notre Dame	W	41-8	65,303
Nov. 18	2	—	Virginia*	W	44-28	63,415
Nov. 24	2	—	at Pittsburgh*	L	14-24	35,978
Dec. 2	7	1	Clemson%	L	3-38	74,372
Capital One Orange Bowl (Miami Gardens, Fla.)						
Dec. 28	10	6	vs. Wisconsin	L	24-34	65,032
Total points/Attendance					378-273	739,287

2018

7-6, 4-4 ACC (T-3rd, Coastal)

NEW ERA PINSTRIPE BOWL

DATE	UM	OPP	OPPONENT	W/L	SCORE	ATT
Sept. 2	8	24	LSU (Arlington TX)	L	17-33	68,841
Sept. 8	21	—	Savannah State	W	77-0	60,307
Sept. 15	20	—	at Toledo	W	49-24	28,117
Sept. 22	20	—	FIU	W	31-17	59,814
Sept. 27	16	—	North Carolina*	W	47-10	60,843
Oct. 6	17	—	Florida State*	W	28-27	65,490
Oct. 13	15	—	at Virginia*	L	13-16	42,393
Oct. 26	25	—	at Boston College*	L	14-27	44,514
Nov. 3	—	—	Duke*	L	12-20	62,754
Nov. 10	—	—	at Georgia Tech*	L	21-27	48,217
Nov. 17	—	—	at Virginia Tech*	W	38-14	62,379
Nov. 24	—	24	Pittsburgh*	W	24-3	59,606
New Era Pinstripe Bowl (The Bronx, N.Y.)						
Dec. 27	—	—	vs. Wisconsin	L	3-35	37,821
Total points/Attendance					374-253	701,096





SERIES RESULTS

AIR FORCE

MIAMI LEADS, 2-0

YEAR	UM	OPP	SITE	W/L	SCORE
1960	—	—	Miami	W	23-14
1962	—	—	Colorado Springs, Colo.	W	21-3

Miami: Miami leads, 1-0

Colorado Springs: Miami leads, 1-0

APPALACHIAN STATE

MIAMI LEADS, 1-0

YEAR	UM	OPP	SITE	W/L	SCORE
2016	—	18	Boone, N.C.	W	45-10

Boone: Miami leads, 1-0

ALABAMA

ALABAMA LEADS, 14-3

YEAR	UM	OPP	SITE	W/L	SCORE
1941	—	18		L	7-21
1947	—	6	Miami	L	6-21
1952	—	—	Miami	L	7-21
1954	16	—	Miami (HC)	W	23-7
1955	—	—	Miami	W	34-12
1962	—	3	Tuscaloosa, Ala.	L	3-36
1963	—	9	Miami (HC)	L	12-17
1968	—	16	Miami (HC)	L	6-14
1969	—	—	Tuscaloosa, Ala.	L	6-42
1970	—	—	Miami (HC)	L	8-32
1971	—	4	Tuscaloosa, Ala.	L	3-31
1973	—	2	Tuscaloosa, Ala.	L	13-43
1974	—	2	Miami	L	7-28
1977	—	2	Tuscaloosa, Ala.	L	0-36
1979	—	1	Tuscaloosa, Ala.	L	0-30
1990	2	7	New Orleans	W	33-25
1993	1	2	New Orleans	L	13-34

Miami: Alabama leads, 7-2

Tuscaloosa: Alabama leads, 6-0

Neutral Sites: Tied, 1-1

ARIZONA

MIAMI LEADS, 2-1

YEAR	UM	OPP	SITE	W/L	SCORE
1991	2	—	Tucson, Ariz.	W	36-9
1992	1	—	Miami	W	8-7
1994	10	16	Tempe, Ariz. (Fiesta)	L	0-29

Miami: Miami leads, 1-0

Tucson: Miami leads 1-0

Neutral Sites: Arizona leads, 1-0

ARIZONA STATE

TIED 1-1

YEAR	UM	OPP	SITE	W/L	SCORE
1994	5	—	Tempe, Ariz.	W	47-10
1997	13	24	Tempe, Ariz.	L	12-13

Tempe: Tied, 1-1

ARKANSAS

MIAMI LEADS, 3-0

YEAR	UM	OPP	SITE	W/L	SCORE
1987	5	10	Fayetteville	W	51-7
1988	3	8	Miami	W	18-16
1991	3	—	Fayetteville	W	31-3

Miami: Miami leads, 1-0

Fayetteville: Miami leads, 2-0

ARKANSAS STATE

MIAMI LEADS, 2-0

YEAR	UM	OPP	SITE	W/L	SCORE
1997	—	—	Miami	W	42-10
2014	—	—	Miami Gardens	W	41-20

Miami: Miami leads, 2-0

ARMY

MIAMI LEADS, 3-0

YEAR	UM	OPP	SITE	W/L	SCORE
1971	—	—	Miami (HC)	W	24-13
1972	—	—	West Point, N.Y.	W	28-7
1973	—	—	West Point, N.Y.	W	19-7

Miami: Miami leads, 1-0

West Point: Miami leads, 2-0

AUBURN

AUBURN LEADS, 7-4

YEAR	UM	OPP	SITE	W/L	SCORE
1944	—	—	Miami	L	19-38
1945	—	—	Miami	W	33-7
1953	—	—	Miami	L	20-29
1954	6	—	Auburn, Ala.	L	13-14
1959	—	7	Miami	L	6-21
1960	—	17	Auburn, Ala.	L	7-20
1967	—	—	Miami	W	7-0
1968	9	—	Auburn, Ala.	L	6-31
1974	16	11	Miami	L	0-3
1978	—	19	Auburn, Ala.	W	17-15
1984	10	1	Tampa, Fla.	W	20-18

Miami: Auburn leads, 4-2

Auburn: Auburn leads, 3-1

Neutral Site: Miami leads, 1-0

SERIES RESULTS

BAYLOR

MIAMI LEADS, 6-3

YEAR	UM	OPP	SITE	W/L	SCORE
1947	—	—	Miami	L	7-18
1953	—	10	Miami	L	13-21
1954	—	11	Miami	W	19-13
1957	—	11	Miami	W	13-7
1958	—	—	Waco, Texas	W	14-8
1971	—	—	Miami	W	41-15
1972	—	—	Waco, Texas	L	3-10
1995	—	—	Miami	W	35-14
1997	14	—	Waco, Texas	W	45-14

Miami: Miami leads, 4-2

Waco, Texas: Miami leads, 2-1

BETHUNE-COOKMAN

MIAMI LEADS, 4-0

YEAR	UM	OPP	SITE	W/L	SCORE
2011	—	—	Miami Gardens	W	45-14
2012	—	—	Miami Gardens	W	38-10
2015	—	—	Miami Gardens	W	45-0
2017	18	—	Miami Gardens	W	41-13

Miami: Miami leads, 4-0

BOSTON COLLEGE

MIAMI LEADS, 24-6

YEAR	UM	OPP	SITE	W/L	SCORE
1955	—	—	Miami	W	14-7
1956	13	—	Miami	W	27-6
1958	—	—	Chestnut Hill, Mass.	L	2-6
1960	—	—	Miami	W	10-7
1964	—	—	Miami	W	30-6
1965	—	—	Miami	W	27-6
1973	16	—	Miami	W	15-10
1975	—	—	Chestnut Hill, Mass.	L	7-21
1976	—	—	Miami (HC)	W	13-6
1979	—	—	Miami (HC)	W	19-8
1984	12	—	Miami	L	45-47
1985	—	—	Chestnut Hill, Mass.	W	45-10
1990	3	—	Miami	W	42-12
1991	1	—	Chestnut Hill, Mass.	W	19-14
1993	4	20	Chestnut Hill, Mass.	W	23-7
1994	4	25	Miami	W	23-7
1995	—	—	Chestnut Hill, Mass.	W	17-14
1996	25	—	Miami	W	43-26
1997	—	—	Chestnut Hill, Mass.	W2OT	45-44
1998	25	—	Miami	W	35-17
1999	23	—	Chestnut Hill, Mass.	W	31-28
2000	2	—	Miami	W	52-6
2001	1	—	Chestnut Hill, Mass.	W	18-7
2002	1	—	Miami	W	38-6
2003	2	—	Miami	W	33-14
2006	—	18	Miami	W	17-14
2007	—	—	Chestnut Hill, Mass.	L	14-28
2011	—	—	Miami Gardens	L	17-24

YEAR	UM	OPP	SITE	W/L	SCORE
2012	—	—	Chestnut Hill, Mass.	W	41-32
2018	25	—	Chestnut Hill, Mass.	L	14-27

Miami: Miami leads, 16-2

Chestnut Hill: Miami leads, 8-4

BOSTON UNIVERSITY

MIAMI LEADS, 2-1-1

YEAR	UM	OPP	SITE	W/L	SCORE
1935	—	—	Miami (HC)	W	17-0
1936	—	—	Boston	T	7-7
1950	14	—	Miami	W	34-7
1952	—	—	Boston	L	7-9

Miami: Miami leads, 2-0

Boston: Boston leads, 1-0-1

BYU

TIED, 1-1

YEAR	UM	OPP	SITE	W/L	SCORE
1988	2	—	Miami	W	41-17
1990	1	16	Provo, Utah	L	21-28

Miami: Miami leads, 1-0

Provo: BYU leads, 1-0

BUCKNELL

MIAMI LEADS, 3-1-1

YEAR	UM	OPP	SITE	W/L	SCORE
1935	—	—	Miami (Orange Bowl)	L	0-26
1936	—	—	Lewisburg, Pa.	W	6-0
1937	—	—	Lewisburg, Pa.	T	6-6
1938	—	—	Miami (HC)	W	19-0
1955	20	—	Miami	W	46-0

Miami: Miami leads, 2-0

Lewisburg: Miami leads, 1-0-1

Neutral Site: Bucknell leads, 1-0

CALIFORNIA

TIED, 2-2

YEAR	UM	OPP	SITE	W/L	SCORE
1964	—	—	Miami	L	7-9
1989	3	—	Miami	W	31-3
1990	10	—	Berkeley, Calif.	W	52-24
2008	—	—	San Francisco	L	17-24

Miami: Tied, 1-1

Berkeley: Miami leads, 1-0

Neutral Site: Cal leads, 1-0



SERIES RESULTS

CHARLESTON SOUTHERN

MIAMI LEADS, 1-0

YEAR	UM	OPP	SITE	W/L	SCORE
2008	—	—	Miami	W	52-7

Miami: Miami leads, 1-0

CHATTANOOGA

MIAMI LEADS, 4-0

YEAR	UM	OPP	SITE	W/L	SCORE
1945	—	—	Chattanooga, Tenn.	W	27-7
1946	—	—	Miami	W	33-13
1948	—	—	Miami	W	19-0
1951	—	—	Miami	W	34-7

Miami: Miami leads, 3-0

Chattanooga: Miami leads, 1-0

CINCINNATI

MIAMI LEADS, 11-2

YEAR	UM	OPP	SITE	W/L	SCORE
1947	—	—	Cincinnati	L	7-20
1948	—	—	Miami	W	36-6
1982	—	—	Miami	W	19-13
1983	8	—	Cincinnati	W	37-7
1984	10	—	Cincinnati	W	49-25
1985	—	—	Miami	W	38-0
1986	1	—	Cincinnati	W	45-13
1987	3	—	Cincinnati	W	48-10
1988	4	—	Miami	W	57-3
1989	2	—	Miami	W	56-0
1998	—	—	Cincinnati	W	38-12
2014	—	—	Miami Gardens	W	55-34
2015	RV	—	Cincinnati	L	23-34

Miami: Miami leads, 6-0

Cincinnati: Miami leads, 5-2

THE CITADEL

MIAMI LEADS, 2-0

YEAR	UM	OPP	SITE	W/L	SCORE
1950	—	—	Miami	W	21-0
1996	11	—	Miami	W	52-6

Miami: Miami leads, 2-0

CLEMSON

MIAMI LEADS, 6-5

YEAR	UM	OPP	SITE	W/L	SCORE
1945	—	—	Miami	W	7-6
1951	—	19	Miami (Orange)	L	14-15
1952	—	—	Jacksonville, Fla.	W	14-0
1953	—	—	Miami	W	39-7

YEAR	UM	OPP	SITE	W/L	SCORE
1956	8	13	Miami	W	21-0
2004	11	—	Miami	LOT	17-24
2005	13	20	Clemson, S.C.	W	36-30
2009	8	—	Miami Gardens	LOT	37-40
2010	16	—	Clemson, S.C.	W	30-21
2015	—	6	Miami Gardens	L	0-58
2017	7	1	Charlotte, N.C.	L	3-38

Miami: Series tied, 3-3

Clemson: Miami leads, 2-0

Neutral Site: Clemson leads, 2-1

COLORADO

COLORADO LEADS, 5-3

YEAR	UM	OPP	SITE	W/L	SCORE
1961	—	—	Miami	L	7-9
1966	—	—	Boulder, Colo.	W	24-3
1967	—	—	Houston	L	21-31
1975	—	13	Miami	L	10-23
1976	—	—	Boulder, Colo.	L	3-33
1978	—	—	Boulder, Colo.	L	7-17
1993	3	—	Boulder, Colo.	W	35-29
2005	12	—	Miami	W	23-3

Miami: Colorado leads, 2-1

Boulder: Tied, 2-2

Neutral Site: Colorado leads, 1-0

COLORADO STATE

MIAMI LEADS, 1-0

YEAR	UM	OPP	SITE	W/L	SCORE
1985	4	—	Miami (HC)	W	24-3

Miami: Miami leads, 1-0

CONNECTICUT

MIAMI LEADS, 1-0

YEAR	UM	OPP	SITE	W/L	SCORE
2002	1	—	Miami	W	48-14

Miami: Miami leads, 1-0

DETROIT

MIAMI LEADS, 4-0

YEAR	UM	OPP	SITE	W/L	SCORE
1947	—	—	Miami	W	21-7
1948	—	—	Detroit	W	6-0
1949	—	—	Miami	W	27-6
1964	—	—	Detroit	W	10-7

Miami: Miami leads, 2-0

Detroit: Miami leads, 2-0

SERIES RESULTS

DRAKE

DRAKE LEADS, 2-1

YEAR	UM	OPP	SITE	W/L	SCORE
1937	—	—	Miami (HC)	L	0-7
1938	—	—	Des Moines, Iowa	L	6-18
1939	—	—	Miami	W	33-6

Miami: Tied, 1-1

Des Moines: Drake leads, 1-0

DUKE

MIAMI LEADS, 13-3

YEAR	UM	OPP	SITE	W/L	SCORE
1976	—	—	Miami	L	7-20
1983	15	—	Durham, N.C.	W	56-17
2005	9	—	Miami	W	52-7
2006	—	—	Durham, N.C.	W	20-15
2007	—	—	Miami	W	24-14
2008	—	—	Durham, N.C.	W	49-31
2009	20	—	Miami Gardens, Fla.	W	34-16
2010	—	—	Durham, N.C.	W	28-13
2011	—	—	Miami Gardens, Fla.	W	49-14
2012	—	—	Durham, N.C.	W	52-45
2013	23	—	Durham, N.C.	L	30-48
2014	—	23	Miami Gardens, Fla.	W	22-10
2015	—	18	Durham, N.C.	W	30-27
2016	—	—	Miami Gardens, Fla.	W	40-21
2017	13	—	Durham, N.C.	W	31-6
2018	—	—	Miami Gardens, Fla.	L	12-20

Miami: Miami leads, 6-2

Durham: Miami leads, 7-1

DUQUESNE

TIED, 1-1

YEAR	UM	OPP	SITE	W/L	SCORE
1934	—	—	Miami	L	7-33
1938	—	—	Miami	W	21-7

Miami: Tied, 1-1

EAST CAROLINA

MIAMI LEADS, 9-2

YEAR	UM	OPP	SITE	W/L	SCORE
1980	—	—	Miami (HC)	W	23-10
1981	—	—	Greenville, N.C.	W	31-6
1983	5	—	Miami	W	12-7
1985	—	—	Greenville, N.C.	W	27-15
1986	1	—	Miami	W	36-10
1987	3	—	Greenville, N.C.	W	41-3
1988	4	—	Greenville, N.C.	W	31-7
1989	7	—	Miami	W	40-10
1996	12	—	Miami	L	6-31
1999	9	—	Miami	L	23-27
2003	2	—	Miami	W	38-3

Miami: Miami leads, 5-2

Greenville: Miami leads, 4-0

EAST TENNESSEE STATE

MIAMI LEADS, 1-0

YEAR	UM	OPP	SITE	W/L	SCORE
1998	—	—	Miami	W	66-17

Miami: Miami leads, 1-0

ELON

MIAMI LEADS, 2-1

YEAR	UM	OPP	SITE	W/L	SCORE
1928	—	—	Miami	L	18-21
1940	—	—	Miami	W	31-7
1941	—	—	Miami	W	38-0

Miami: Miami leads, 2-1

FLORIDA

MIAMI LEADS, 29-26

YEAR	UM	OPP	SITE	W/L	SCORE
1938	—	—	Gainesville, Fla.	W	19-7
1939	—	—	Miami (HC)	L	0-13
1940	—	—	Miami	L	6-46
1941	—	—	Miami (HC)	L	0-14
1942	—	—	Miami	W	12-0
1944	—	—	Miami (HC)	L	0-13
1945	—	—	Miami	W	7-6
1946	—	—	Gainesville, Fla.	W	20-13
1947	—	—	Miami (HC)	L	6-7
1948	—	—	Gainesville, Fla.	L	13-27
1949	—	—	Miami (HC)	W	28-13
1950	17	—	Gainesville, Fla.	W	20-14
1951	—	—	Miami (HC)	W	21-6
1952	—	—	Gainesville, Fla.	L	6-43
1953	—	—	Miami (HC)	W	14-10
1954	11	—	Gainesville, Fla.	W	14-0
1955	14	—	Miami	W	7-6
1956	6	18	Gainesville, Fla.	W	20-7
1957	—	20	Miami	L	0-14
1958	—	14	Jacksonville, Fla.	L	9-12
1959	12	—	Jacksonville, Fla.	L	14-23
1960	—	19	Miami	L	0-18
1961	—	—	Gainesville, Fla.	W	15-6
1962	—	—	Miami	W	17-15
1963	—	—	Miami	L	21-27
1964	—	—	Gainesville, Fla.	L	10-12
1965	—	10	Miami (HC)	W	16-13
1966	—	9	Gainesville, Fla.	W	21-16
=1967	—	—	Miami	W	20-13
1968	—	—	Gainesville, Fla.	L	10-14
1969	—	17	Miami	L	16-35
1970	—	—	Gainesville, Fla.	W	14-13
1971	—	—	Miami	L	16-45
1972	—	—	Gainesville, Fla.	L	6-17



SERIES RESULTS

YEAR	UM	OPP	SITE	W/L	SCORE
1973	—	—	Miami	L	7-14
1974	—	—	Gainesville, Fla.	L	7-31
1975	—	13	Miami	L	11-15
1976	—	—	Orlando, Fla.	L	10-19
1977	—	—	Miami	L	14-31
1978	—	—	Gainesville, Fla.	W	22-21
1979	—	—	Miami	W	30-24
1980	—	18	Gainesville, Fla.	W	31-7
1981	—	17	Miami	W	21-20
1982	15	16	Gainesville, Fla.	L	14-17
1983	—	—	Gainesville, Fla.	L	3-28
1984	16	17	Tampa, Fla.	W	32-20
1985	—	5	Miami	L	23-35
1986	3	13	Gainesville, Fla.	W	23-15
1987	10	20	Miami	W	31-4
2000	2	7	New Orleans	W	37-20
2002	1	6	Gainesville, Fla.	W	41-16
2003	3	18	Miami	W	38-33
2004	14	18	Atlanta	W	27-10
2008	—	5	Gainesville, Fla.	L	3-26
2013	—	12	Miami Gardens	W	21-16

Miami: Tied, 14-14

Gainesville: Miami leads, 12-9

Neutral Site: Tied, 3-3

FLORIDA A&M

MIAMI LEADS, 10-1

YEAR	UM	OPP	SITE	W/L	SCORE
1979	—	—	Tallahassee	L	13-16
1980	—	—	Miami	W	49-0
1992	1	—	Miami	W	38-0
1995	19	—	Miami	W	49-3
1999	8	—	Miami	W	57-3
2002	1	—	Miami	W	63-17
2006	16	—	Miami	W	51-10
2009	11	—	Miami	W	48-16
2010	13	—	Miami	W	45-0
2014	—	—	Miami Gardens	W	41-7
2016	RV	—	Miami Gardens	W	70-3

Miami: Miami leads, 10-0

Tallahassee: Florida A&M leads, 1-0

FLORIDA ATLANTIC

MIAMI LEADS, 3-0

YEAR	UM	OPP	SITE	W/L	SCORE
2013	—	—	Miami Gardens	W	34-6
2015	—	—	Boca Raton	W	44-20
2016	25	—	Miami Gardens	W	38-10

Miami: Miami leads, 2-0

Boca Raton: Miami leads, 1-0

FLORIDA INTERNATIONAL

MIAMI LEADS, 3-0

YEAR	UM	OPP	SITE	W/L	SCORE
2006	—	—	Miami	W	35-0
2007	—	—	Miami	W	23-9
2018	20	—	Miami Gardens, Fla.	W	31-17

Miami: Miami leads, 3-0

FLORIDA STATE

MIAMI LEADS, 33-30

YEAR	UM	OPP	SITE	W/L	SCORE
1951	—	—	Miami	W	35-13
1953	—	—	Miami	W	27-0
1955	—	—	Miami	W	34-0
1956	9	—	Miami	W	20-7
1957	—	—	Tallahassee	W	40-13
1958	—	—	Miami	L	6-17
1959	—	—	Tallahassee	W	7-6
1960	—	—	Miami	W	25-7
1962	9	—	Miami	W	7-6
1963	—	—	Miami	L	0-24
1964	—	—	Miami	L	0-14
1966	—	—	Miami	L	20-23
1969	—	—	Miami	L	14-16
1970	—	—	Miami	L	3-27
1971	—	—	Miami	L	17-20
1972	—	20	Miami	L	14-37
1973	18	—	Tallahassee	W	14-10
1974	—	—	Miami (HC)	L	14-21
1975	—	—	Tallahassee	W	24-22
1976	—	—	Miami	W	47-0
1977	—	—	Tallahassee	W	23-17
1978	—	13	Miami	L	21-31
1979	—	14	Tallahassee	L	23-40
1980	—	9	Miami	W	10-9
1981	13	14	Tallahassee	W	27-19
1982	16	14	Miami (HC)	L	7-24
1983	6	—	Tallahassee	W	17-16
1984	4	15	Miami	L	3-38
1985	11	10	Tallahassee	W	35-27
1986	1	20	Miami	W	41-23
1987	3	4	Tallahassee	W	26-25
1988	6	1	Miami	W	31-0
1989	2	9	Tallahassee	L	10-24
1990	9	2	Miami	W	31-22
1991	2	1	Tallahassee	W	17-16
1992	2	3	Miami	W	19-16
1993	3	1	Tallahassee	L	10-28
1994	13	3	Miami	W	34-20
1995	—	1	Tallahassee	L	17-41
1996	6	3	Miami	L	16-34
1997	—	4	Tallahassee	L	0-47
1998	—	9	Miami	L	14-26
1999	19	1	Tallahassee	L	21-31
2000	7	1	Miami	W	27-24
2001	2	14	Tallahassee	W	49-27
2002	1	9	Miami	W	28-27
2003	2	5	Tallahassee	W	22-14

SERIES RESULTS

YEAR	UM	OPP	SITE	W/L	SCORE
2003	10	9	Miami (Orange Bowl)	W	16-14
2004	5	4	Miami	W (OT)	16-10
2005	9	14	Tallahassee	L	7-10
2006	11	11	Miami	L	10-13
2007	—	—	Tallahassee	W	37-29
2008	—	—	Miami Gardens, Fla	L	39-41
2009	—	18	Tallahassee	W	38-34
2010	13	23	Miami Gardens, Fla.	L	17-45
2011	—	—	Tallahassee	L	19-23
2012	—	14	Miami Gardens, Fla.	L	20-33
2013	7	3	Tallahassee	L	14-41
2014	—	2	Miami Gardens, Fla.	L	26-30
2015	—	12	Tallahassee	L	24-29
2016	10	21	Miami Gardens, Fla.	L	19-20
2017	12	—	Tallahassee	W	24-20
2018	17	—	Miami Gardens, Fla.	W	28-27

Miami: Florida State leads, 20-17

Tallahassee: Miami leads, 15-10

Neutral Site: Miami leads, 1-0

FORDHAM

TIED, 1-1

YEAR	UM	OPP	SITE	W/L	SCORE
1953	—	—	New York	L	0-20
1954	10	—	New York	W	75-7

Miami: Miami leads, 1-0

New York: Fordham leads, 1-0

FURMAN

MIAMI LEADS, 2-1

YEAR	UM	OPP	SITE	W/L	SCORE
1927	—	—	Miami	L	7-39
1942	—	—	Miami	W	32-13
1954	—	—	Miami	W	51-13

Miami: Miami leads, 2-1

GEORGE WASHINGTON

MIAMI LEADS, 1-0

YEAR	UM	OPP	SITE	W/L	SCORE
1947	—	—	Miami	W	28-7

Miami: Miami leads, 1-0

GEORGETOWN

MIAMI LEADS, 2-1

YEAR	UM	OPP	SITE	W/L	SCORE
1935	—	—	Washington, D.C.	L	0-13
1936	—	—	Miami	W	10-6
1950	8	—	Miami	W	42-7

Miami: Miami leads, 2-0

Washington, D.C.: Georgetown leads, 1-0

GEORGIA

GEORGIA LEADS, 7-4-1

YEAR	UM	OPP	SITE	W/L	SCORE
1937	—	—	Miami	L	0-26
1938	—	—	Miami	W	13-7
1939	—	—	Miami	L	0-13
1940	—	—	Miami	L	7-28
1945	—	—	Miami	L	21-27
1948	—	—	Miami	L	21-42
1949	—	—	Miami	W	13-9
1952	—	—	Miami	L	13-35
1956	11	—	Miami	T	7-7
1961	—	—	Miami	W	32-7
1963	—	—	Miami	L	14-31
1966	—	—	Miami	W	7-6

Miami: Georgia leads, 7-4-1

GEORGIA SOUTHERN

MIAMI LEADS, 4-1

YEAR	UM	OPP	SITE	W/L	SCORE
1932	—	—	Miami	L	6-19
1936	—	—	Miami	W	44-0
1937	—	—	Miami	W	40-0
1993	3	—	Miami	W	30-7
1994	6	—	Miami	W	56-0

Miami: Miami leads, 4-1

GEORGIA TECH

TIED, 12-12

YEAR	UM	OPP	SITE	W/L	SCORE
1955	9	10	Atlanta	L	6-14
1964	—	—	Atlanta	L	0-20
1967	—	—	Miami (HC)	W	49-7
1968	15	—	Atlanta	W	10-7
1970	—	19	Atlanta	L	21-31
1975	—	—	Atlanta	L	23-38
1977	—	—	Atlanta	L	6-10
1978	—	—	Atlanta	L	19-24
1999	23	15	Jacksonville, Fla.	W	28-13
2004	4	—	Atlanta	W	27-3
2005	3	—	Miami	L	10-14
2006	—	21	Atlanta	L	23-30
2007	—	—	Miami	L	14-17
2008	—	—	Atlanta	L	23-41
2009	20	14	Miami Gardens	W	33-17
2010	—	—	Atlanta	W	35-10
2011	—	22	Miami Gardens	W	24-7
2012	—	—	Atlanta	W(OT)	42-36
2013	14	—	Miami Gardens	W	45-30
2014	—	—	Atlanta	L	17-28
2015	14	—	Miami Gardens	W	38-21
2016	14	—	Atlanta	W	35-21



SERIES RESULTS

YEAR	UM	OPP	SITE	W/L	SCORE
2017	10	—	Miami Gardens, Fla.	W	25-24
2018	—	—	Atlanta	L	21-27

Miami: Miami leads, 6-2

Atlanta: Georgia Tech leads, 10-5

Neutral Site: Miami leads, 1-0

HOLY CROSS

MIAMI LEADS, 2-0

YEAR	UM	OPP	SITE	W/L	SCORE
1945	—	16	Miami (Orange)	W	13-6
1954	—	—	Miami	W	26-20

Miami: Miami leads, 1-0

Neutral Site: Miami leads, 1-0

HOUSTON

MIAMI LEADS, 11-7

YEAR	UM	OPP	SITE	W/L	SCORE
1957	14	—	Houston	L	0-7
1958	—	—	Miami (HC)	L	26-37
1965	—	—	Miami	W	44-12
1969	—	—	Houston	L	36-38
1970	—	—	Miami	L	3-36
1971	—	16	Houston	L	6-27
1972	—	—	Miami	W	33-13
1973	15	14	Miami	L	7-30
1974	—	19	Houston	W	20-3
1975	—	—	Miami	W	24-20
1976	—	6	Houston	L	16-21
1980	—	18	Houston	W	14-7
1981	16	—	Miami	W	12-7
1982	19	—	Miami	W	31-12
1983	—	—	Houston	W	29-7
1991	2	10	Miami	W	40-10
2004	4	—	Houston	W	38-13
2006	—	—	Miami	W	14-3

Miami: Miami leads, 7-3

Houston: Tied, 4-4

INDIANA

TIED, 1-1

YEAR	UM	OPP	SITE	W/L	SCORE
1964	—	—	Miami	L	14-28
1966	—	—	Miami	W	14-7

Miami: Tied, 1-1

IOWA

MIAMI LEADS, 4-0

YEAR	UM	OPP	SITE	W/L	SCORE
1950	14	—	Miami (HC)	W	14-6
1966	—	—	Miami	W	44-0
1990	10	—	Miami	W	48-21

1992 1 23 Iowa City, Iowa W 24-7

Miami: Miami leads, 3-0

Iowa City: Miami leads, 1-0

JACKSONVILLE STATE

MIAMI LEADS, 1-0

YEAR	UM	OPP	SITE	W/L	SCORE
1931	—	—	Miami	W	14-3

Miami: Miami leads, 1-0

KANSAS

MIAMI LEADS, 4-0

YEAR	UM	OPP	SITE	W/L	SCORE
1957	—	—	Miami	W	48-6
1977	—	—	Miami	W	14-7
1978	—	—	Lawrence, Kan.	W	38-6
1990	3	—	Miami	W	34-0

Miami: Miami leads, 3-0

Lawrence: Miami leads, 1-0

KANSAS STATE

KANSAS STATE LEADS, 2-0

YEAR	UM	OPP	SITE	W/L	SCORE
2011	—	—	Miami Gardens	L	24-28
2012	—	21	Manhattan, Kan.	L	13-52

Miami: K-State leads, 1-0

Manhattan: K-State leads, 1-0

KENTUCKY

KENTUCKY LEADS, 5-3

YEAR	UM	OPP	SITE	W/L	SCORE
1948	—	—	Miami	L	5-25
1949	—	20	Miami	L	6-21
1951	19	14	Lexington, Ky.	L	0-32
1952	—	—	Miami	L	0-29
1959	—	—	Miami	L	3-22
1961	—	—	Lexington, Ky.	W	14-7
1962	—	—	Miami	W	25-17
1963	—	—	Lexington, Ky.	W	20-14

Miami: Kentucky leads, 4-1

Lexington: Miami leads, 2-1

LONG BEACH STATE

MIAMI LEADS, 1-0

YEAR	UM	OPP	SITE	W/L	SCORE
1991	2	—	Miami	W	55-0

Miami: Miami leads, 1-0

SERIES RESULTS

LOUISIANA COLLEGE

MIAMI LEADS, 2-0

YEAR	UM	OPP	SITE	W/L	SCORE
1927	—	—	Miami	W	7-0
1928	—	—	Miami	W	20-0

Miami: Miami leads, 2-0

LOUISIANA

MIAMI LEADS, 2-1

YEAR	UM	OPP	SITE	W/L	SCORE
1929	—	—	Lafayette, La.	L	0-14
1930	—	—	Lafayette, La.	W	6-0
1932	—	—	Miami	W	7-0

Miami: Miami leads, 1-0

Lafayette: Tied, 1-1

LSU

LSU LEADS 10-3

YEAR	UM	OPP	SITE	W/L	SCORE
1946	—	11	Miami	L	7-20
1958	—	11	Miami	L	0-41
1959	—	1	Baton Rouge, La.	L	3-17
1962	—	6	Baton Rouge, La.	L	3-27
1963	—	—	Miami	L	0-3
1965	—	—	Miami	L	27-34
1966	—	—	Baton Rouge, La.	L	8-10
1967	—	—	Baton Rouge, La.	W	17-15
1968	—	8	Miami	W	30-0
1969	—	14	Miami	L	0-20
1988	3	11	Baton Rouge, La.	W	44-3
2005	9	10	Atlanta	L	3-40
2018	8	24	Arlington, Texas	L	17-33

Miami: LSU leads, 5-1

Baton Rouge: LSU leads, 3-2

Neutral Site: LSU leads, 2-0

LOUISIANA TECH

MIAMI LEADS, 4-0

YEAR	UM	OPP	SITE	W/L	SCORE
1979	—	—	Miami	W	6-0
2000	4	—	Miami	W	42-31
2003	3	—	Miami	W	48-9
2004	4	—	Miami	W	48-0

Miami: Miami leads, 4-0

LOUISVILLE

MIAMI LEADS, 9-3-1

YEAR	UM	OPP	SITE	W/L	SCORE
1933	—	—	Miami	W	33-7
1949	—	—	Louisville, Ky.	W	26-0
1950	9	—	Miami	T	13-13
1979	—	—	Miami	W	24-12
1980	—	—	Louisville, Ky.	W	24-10
1982	17	—	Louisville, Ky.	W	28-6
1983	12	—	Miami	W	42-14
1984	6	—	Louisville, Ky.	W	38-23
1985	15	—	Miami	W	45-7
2004	3	18	Miami	W	41-38
2006	15	12	Louisville, Ky.	L	7-31
2013	—	18	Orlando, Fla.	L	9-36
2014	—	—	Louisville, Ky.	L	13-31

Miami: Miami leads, 5-0-1

Louisville: Miami leads, 4-2

Neutral Site: Louisville leads, 1-0

MARYLAND

MARYLAND LEADS, 9-8

YEAR	UM	OPP	SITE	W/L	SCORE
1948	—	—	Miami (HC)	L	13-27
1949	—	14	Miami	L	0-13
1953	—	3	Miami	L	0-30
1954	16	—	Miami	W	9-7
1956	11	—	Miami	W	13-6
1957	—	—	Miami (HC)	L	6-16
1958	—	—	Miami	L	14-26
1962	—	—	Miami	W	28-24
1970	—	—	Miami	W	18-11
1972	—	—	Miami	W	28-8
1982	—	19	College Park, Md.	L	17-18
1984	6	—	Miami	L	40-42
1985	8	—	College Park, Md.	W	29-22
1987	3	—	Miami	W	46-16
2006	—	24	College Park, Md.	L	13-14
2010	—	—	Miami Gardens	W	26-20
2011	—	—	College Park, Md.	L	24-32

Miami: Miami leads, 7-6

College Park: Maryland leads, 3-1

MARSHALL

MIAMI LEADS, 1-0

YEAR	UM	OPP	SITE	W/L	SCORE
2007	—	—	Miami	W	31-3

Miami: Miami leads, 1-0



SERIES RESULTS

MCNEESE STATE

MIAMI LEADS, 1-0

YEAR	UM	OPP	SITE	W/L	SCORE
2000	6	—	Miami	W	61-14

Miami: Miami leads, 1-0

MEMPHIS

MIAMI LEADS, 2-1

YEAR	UM	OPP	SITE	W/L	SCORE
1969	—	—	Memphis, Tenn.	L	13-26
1993	9	—	Miami	W	41-17
1996	11	—	Memphis, Tenn.	W	30-7

Miami: Miami leads, 1-0

Memphis: Tied, 1-1

MERCER

MIAMI LEADS, 2-0

YEAR	UM	OPP	SITE	W/L	SCORE
1926	—	—	Miami	W	22-6
1936	—	—	Miami	W	13-0

Miami: Miami leads, 2-0

MIAMI (OHIO)

MIAMI LEADS, 3-0

YEAR	UM	OPP	SITE	W/L	SCORE
1945	—	—	Miami (HC)	W	27-13
1946	—	—	Miami	W	20-17
1987	3	—	Miami	W	54-3

Miami: Miami leads, 3-0

MICHIGAN

TIED, 1-1

YEAR	UM	OPP	SITE	W/L	SCORE
1984	1	14	Ann Arbor, Mich.	L	14-22
1988	1	15	Ann Arbor, Mich.	W	31-30

Ann Arbor: Tied, 1-1

MICHIGAN STATE

MIAMI LEADS, 4-0

YEAR	UM	OPP	SITE	W/L	SCORE
1945	—	—	Miami	W	21-7
1959	18	11	Miami	W	18-13
1982	16	—	Miami	W	25-22
1989	2	—	East Lansing, Mich.	W	26-20

Miami: Miami leads, 3-0

East Lansing: Miami leads, 1-0

MIDDLE TENNESSEE

MIDDLE TENNESSEE LEADS, 2-0

YEAR	UM	OPP	SITE	W/L	SCORE
1931	—	—	Murfreesboro, Tenn.	L	6-25
1932	—	—	Miami	L	0-7

Miami: Middle Tennessee leads, 1-0

Murfreesboro: Middle Tennessee leads, 1-0

MISSISSIPPI

MISSISSIPPI LEADS, 2-1

YEAR	UM	OPP	SITE	W/L	SCORE
1936	—	—	Miami (HC)	L	0-14
1940	—	—	Miami (HC)	L	7-21
1951	—	—	Miami	W	20-7

Miami: Ole Miss leads, 2-1

MISSISSIPPI STATE

MIAMI LEADS, 3-2

YEAR	UM	OPP	SITE	W/L	SCORE
1954	—	—	Miami	W	27-13
1980	18	—	Miami	L	31-34
1981	13	16	Starkville, Miss.	L	10-14
1982	17	—	Miami	W	31-14
1983	10	—	Starkville, Miss.	W	31-7

Miami: Miami leads, 2-1

Starkville: Tied, 1-1

MISSOURI

MIAMI LEADS, 3-0

YEAR	UM	OPP	SITE	W/L	SCORE
1950	15	—	Miami	W	27-9
1988	1	—	Miami	W	55-0
1989	2	—	Columbia, Mo.	W	38-7

Miami: Miami leads, 2-0

Columbia: Miami leads, 1-0

MURRAY STATE

MURRAY STATE LEADS, 1-0-1

YEAR	UM	OPP	SITE	W/L	SCORE
1931	—	—	Murray, Ky.	L	0-15
1932	—	—	Miami	T	0-0

Miami: Tied, 0-0-1

Murray: Murray State leads, 1-0

SERIES RESULTS

NAVY

MIAMI LEADS, 3-2

YEAR	UM	OPP	SITE	W/L	SCORE
1959	—	—	Miami	W	23-8
1961	—	—	Miami	L	6-17
1969	—	—	Miami (HC)	W	30-10
1971	—	—	Miami	W	31-16
1975	—	—	Miami	L	16-17

Miami: Miami leads, 3-2

NEBRASKA

SERIES TIED, 6-6

YEAR	UM	OPP	SITE	W/L	SCORE
1951	—	—	Miami	W	19-7
1953	—	—	Lincoln, Neb.	L	16-20
1962	—	—	New York (Gotham)	L	34-36
1975	—	4	Lincoln, Neb.	L	16-31
1976	—	5	Lincoln, Neb.	L	9-17
1983	5	1	Miami (Orange)	W	31-30
1988	2	6	Miami (Orange)	W	23-3
1991	1	11	Miami (Orange)	W	22-0
1994	4	1	Miami (Orange)	L	17-24
2001	1	4	Pasadena, Calif.	W	37-14
2014	—	22	Lincoln, Neb.	L	31-41
2015	—	RV	Miami Gardens (OT)	W	36-33

Miami: Miami leads, 2-0

Lincoln: Nebraska leads, 4-0

Neutral Site: Miami leads, 4-2

NEVADA

MIAMI LEADS, 1-0

YEAR	UM	OPP	SITE	W/L	SCORE
2006	—	—	Boise, Idaho	W	21-20

Neutral Site: Miami leads, 1-0

NORTH CAROLINA

TIED, 11-11

YEAR	UM	OPP	SITE	W/L	SCORE
1946	—	—	Miami	L	0-21
1952	—	—	Miami	L	7-34
1957	—	18	Miami	L	13-20
1959	—	—	Miami	W	14-7
1960	—	—	Miami	W	29-12
1961	—	—	Miami	W	10-0
1963	—	—	Chapel Hill, N.C.	L	16-27
2004	4	—	Chapel Hill, N.C.	L	28-31
2005	6	—	Miami	W	34-16
2006	—	—	Miami	W	27-7
2007	—	—	Chapel Hill, N.C.	L	27-33
2008	—	—	Miami	L	24-28
2009	—	—	Chapel Hill, N.C.	L	24-33
2010	25	—	Miami	W	33-10
2011	—	—	Chapel Hill, N.C.	W	30-24
2012	—	—	Miami Gardens, Fla.	L	14-18

2013	10	—	Chapel Hill, N.C.	W	27-23
2014	—	—	Miami Gardens, Fla.	W	47-20
2015	—	—	Chapel Hill, N.C.	L	21-59
2016	16	—	Miami Gardens, Fla.	L	13-20
2017	8	—	Chapel Hill, N.C.	W	24-19
2018	16	—	Miami Gardens, Fla.	W	47-10

Miami: Miami leads, 8-6

Chapel Hill: North Carolina leads, 5-3

NC STATE

MIAMI LEADS, 9-5-1

YEAR	UM	OPP	SITE	W/L	SCORE
1939	—	—	Miami	W	27-7
1942	—	—	Miami	L	0-2
1944	—	—	Miami	L	7-28
1945	—	—	Miami	W	21-7
1957	—	12	Miami	T	0-0
1969	—	—	Miami	W	23-13
1971	—	—	Miami	L	7-13
1981	11	—	Raleigh, N.C.	W	14-6
1982	—	—	Miami	W	41-3
1998	24	—	Miami	W	46-23
2004	4	—	Raleigh, N.C.	W	45-31
2007	—	—	Miami (OT)	L	16-19
2008	—	—	Raleigh, N.C.	L	28-38
2012	—	—	Miami Gardens	W	44-37
2016	—	—	Raleigh, N.C.	W	27-13

Miami: Miami leads, 6-4-1

Raleigh: Miami leads, 3-1

NORTH TEXAS

MIAMI LEADS, 1-0

YEAR	UM	OPP	SITE	W/L	SCORE
1980	—	—	Miami	W	26-8

Miami: Miami leads, 1-0

NORTHERN ILLINOIS

MIAMI LEADS, 1-0

YEAR	UM	OPP	SITE	W/L	SCORE
1986	1	—	Miami	W	34-0

Miami: Miami leads, 1-0

NORTHWESTERN

SERIES TIED, 2-2

YEAR	UM	OPP	SITE	W/L	SCORE
1961	—	—	Miami	W	10-6
1962	—	—	Miami	L	7-29
1967	8	—	Evanston, Ill.	L	7-12
1968	19	—	Miami	W	28-7

Miami: Miami leads, 2-1

Evanston: Northwestern leads, 1-0



SERIES RESULTS

NOTRE DAME

NOTRE DAME LEADS, 18-8-1

YEAR	UM	OPP	SITE	W/L	SCORE
1955	15	5	Miami	L	0-14
1960	—	—	Miami (HC)	W	28-12
1965	—	6	Miami	T	0-0
1967	—	6	Miami	L	22-24
1971	—	7	Miami	L	0-17
1972	—	10	South Bend, Ind.	L	17-20
1973	—	5	Miami	L	0-44
1974	—	7	South Bend, Ind.	L	7-28
1975	—	—	Miami	L	9-32
1976	—	13	South Bend, Ind.	L	27-40
1977	—	5	Miami	L	10-48
1978	—	19	South Bend, Ind.	L	0-20
1979	—	—	Tokyo, Japan	L	15-40
1980	13	7	South Bend, Ind.	L	14-32
1981	9	—	Miami	W	37-15
1982	17	10	South Bend, Ind.	L	14-16
1983	—	13	Miami	W	20-0
1984	14	16	South Bend, Ind.	W	31-13
1985	4	—	Miami	W	58-7
1987	2	10	Miami	W	24-0
1988	1	4	South Bend, Ind.	L	30-31
1989	7	1	Miami	W	27-10
1990	2	—	South Bend, Ind.	L	20-29
2010	—	—	El Paso, Texas	L	17-13
2012	—	9	Chicago	L	3-41
2016	—	—	South Bend, Ind.	L	27-30
2017	6	3	Miami Gardens	W	41-8

Miami: Miami leads, 7-6-1

South Bend: Notre Dame leads, 9-1

Neutral: Notre Dame leads, 3-0

OHIO STATE

OHIO STATE LEADS, 3-2

YEAR	UM	OPP	SITE	W/L	SCORE
1977	—	5	Columbus, Ohio	L	0-10
1999	12	9	East Rutherford, N.J.	W	23-14
2003	1	2	Tempe, Ariz.	L2OT	24-31
2010	12	2	Columbus, Ohio	L	24-36
2011	—	17	Miami	W	24-6

Miami: Tied, 1-1

Columbus: Ohio State leads, 2-0

Neutral Site: Miami leads, 1-0

OKLAHOMA

MIAMI LEADS, 4-3

YEAR	UM	OPP	SITE	W/L	SCORE
1973	17	6	Norman, Okla.	L	20-24
1975	—	1	Miami	L	17-20
1985	—	3	Norman, Okla.	W	27-14
1986	2	1	Miami	W	28-16
1988	2	1	Miami (Orange)	W	20-14
2007	—	6	Norman, Okla.	L	13-51
2009	17	8	Miami	W	21-20

Miami: Miami leads, 2-1

Norman: Oklahoma leads, 2-1

Neutral Site: Miami leads, 1-0

OKLAHOMA STATE

MIAMI LEADS, 1-0

YEAR	UM	OPP	SITE	W/L	SCORE
1991	2	—	Miami	W	40-3

Miami: Miami leads, 1-0

OREGON

MIAMI LEADS, 1-0

YEAR	UM	OPP	SITE	W/L	SCORE
1958	—	—	Miami	W	2-0

Miami: Miami leads, 1-0

PACIFIC

MIAMI LEADS, 2-0

YEAR	UM	OPP	SITE	W/L	SCORE
1974	—	—	Miami	W	35-6
1977	—	—	Miami	W	24-3

Miami: Miami leads, 2-0

PENN STATE

PENN STATE LEADS, 7-6

YEAR	UM	OPP	SITE	W/L	SCORE
1961	—	8	Miami	W	25-8
1967	—	—	Miami	L	8-17
1968	—	4	University Park, Pa.	L	7-22
1976	—	—	Miami	L	7-21
1977	—	9	University Park, Pa.	L	7-49
1979	—	19	University Park, Pa.	W	26-10
1980	—	13	University Park, Pa.	L	12-27
1981	—	1	Miami (HC)	W	17-14
1987	1	2	Tempe, Ariz. (Fiesta)	L	10-14
1991	2	9	Miami	W	26-20
1992	2	7	University Park, Pa.	W	17-14
1999	8	2	Miami	L	23-27
2001	2	—	University Park, Pa.	W	33-7

Miami: Tied, 3-3

University Park: Tied, 3-3

Neutral Site: Penn State leads, 1-0

PITTSBURGH

MIAMI LEADS, 26-11-1

YEAR	UM	OPP	SITE	W/L	SCORE
1950	11	—	Pittsburgh, Pa.	W	28-0
1951	—	—	Miami	L	7-21
1955	—	16	Pittsburgh, Pa.	W	21-7
1956	6	13	Miami (HC)	L	7-14

SERIES RESULTS

YEAR	UM	OPP	SITE	W/L	SCORE
1957	—	—	Miami	W	28-13
1960	—	—	Pittsburgh, Pa.	L	6-17
1961	—	—	Miami	L	7-10
1962	—	—	Pittsburgh, Pa.	W	23-14
1963	—	5	Miami	L	20-31
1964	—	—	Miami	T	20-20
1965	—	—	Pittsburgh, Pa.	L	14-28
1966	—	—	Miami (HC)	W	38-14
1967	—	—	Pittsburgh, Pa.	W	58-0
1968	—	—	Miami	W	48-0
1970	—	18	Pittsburgh, Pa.	L	17-28
1976	—	2	Pittsburgh, Pa.	L	19-36
1984	9	—	Miami (HC)	W	27-7
1986	1	—	Pittsburgh, Pa.	W	37-10
1989	7	14	Pittsburgh, Pa.	W	24-3
1990	8	—	Miami	W	45-0
1993	4	—	Pittsburgh, Pa.	W	35-7
1994	5	—	Miami (HC)	W	17-12
1995	—	—	Pittsburgh, Pa.	W	17-16
1996	10	—	Miami	W	45-0
1997	22	—	Pittsburgh, Pa.	L	17-21
1998	22	—	Miami	W	38-10
1999	22	—	Pittsburgh, Pa.	W	33-3
2000	2	—	Miami	W	35-7
2001	1	—	Miami	W	43-21
2002	1	17	Miami	W	28-21
2003	10	20	Miami	W	28-14
2010	19	—	Pittsburgh, Pa.	W	31-3
2013	—	—	Pittsburgh, Pa.	W	41-31
2014	—	—	Miami Gardens	L	23-35
2015	—	—	Pittsburgh, Pa.	W	29-24
2016	—	—	Miami Gardens	W	51-28
2017	2	—	Pittsburgh, Pa.	L	14-24
2018	—	25	Miami Gardens, Fla.	W	24-3

Miami: Miami leads, 14-5-1

Pittsburgh: Miami leads, 12-6

PRESBYTERIAN

MIAMI LEADS, 2-0

YEAR	UM	OPP	SITE	W/L	SCORE
1943	—	—	Miami	W	32-13
1944	—	—	Miami	W	31-12

Miami: Miami leads, 2-0

PURDUE

MIAMI LEADS, 5-1

YEAR	UM	OPP	SITE	W/L	SCORE
1949	—	—	Miami	L	0-14
1950	—	9	West Lafayette, Ind.	W	20-14
1951	—	—	Miami	W	7-0
1963	—	—	Miami	W	3-0
1983	—	—	Miami	W	35-0
1984	5	—	West Lafayette, Ind.	W	28-17

Miami: Miami leads, 3-1

West Lafayette: Miami leads, 2-0

RICE

MIAMI LEADS, 2-0

YEAR	UM	OPP	SITE	W/L	SCORE
1984	16	—	Miami	W	38-30
1985	—	—	Houston	W	48-20

Miami: Miami leads, 1-0

Houston: Miami leads, 1-0

RICHMOND

MIAMI LEADS, 1-0

YEAR	UM	OPP	SITE	W/L	SCORE
1952	—	—	Miami	W	41-6

Miami: Miami leads, 1-0

RUTGERS

MIAMI LEADS, 11-0

YEAR	UM	OPP	SITE	W/L	SCORE
1993	3	—	Miami (HC)	W	31-17
1994	13	—	Piscataway, N.J.	W	24-3
1995	—	—	Miami	W	56-21
1996	10	—	Piscataway, N.J.	W	33-0
1997	—	—	Miami (HC)	W	51-23
1998	—	—	Miami	W	53-17
1999	—	—	Miami	W	55-0
2000	10	—	Piscataway, N.J.	W	64-6
2001	1	—	Miami	W	61-0
2002	1	—	Piscataway, N.J.	W	42-17
2003	13	—	Miami	W	34-10

Miami: Miami leads, 7-0

Piscataway, N.J.: Miami leads, 4-0

SAMFORD

TIED, 3-3

YEAR	UM	OPP	SITE	W/L	SCORE
1926	—	—	Miami	W	9-7
1927	—	—	Miami	L	0-52
1928	—	—	Miami	L	0-7
1929	—	—	Miami	W	7-0
1930	—	—	Dothan, Ala.	L	0-24
1941	—	—	Miami	W	19-0

Miami: Miami leads, 3-2

Neutral Site: Samford leads, 1-0

SAN DIEGO STATE

MIAMI LEADS, 5-1

YEAR	UM	OPP	SITE	W/L	SCORE
1978	—	—	Miami (HC)	W	16-14
1979	—	—	San Diego	L	20-31
1989	7	—	Miami (HC)	W	42-6



SERIES RESULTS

YEAR	UM	OPP	SITE	W/L	SCORE
1990	3	—	San Diego	W	30-28
1991	1	—	Miami	W	39-12
1992	1	—	San Diego	W	63-17

Miami: Miami leads, 3-0

San Diego: Miami leads, 2-1

SAN JOSE STATE

MIAMI LEADS, 1-0

YEAR	UM	OPP	SITE	W/L	SCORE
1989	2	—	Miami	W	48-16

Miami: Miami leads, 1-0

SAVANNAH STATE

MIAMI LEADS, 2-0

YEAR	UM	OPP	SITE	W/L	SCORE
2013	16	—	Miami Gardens, Fla.	W	77-7
2018	21	—	Miami Gardens, Fla.	W	77-0

Miami: Miami leads, 2-0

SOUTH CAROLINA

MIAMI LEADS, 8-6-2

YEAR	UM	OPP	SITE	W/L	SCORE
1936	—	—	Miami	L	3-6
1937	—	—	Miami	L	0-3
1939	—	—	Columbia, S.C.	L	6-7
1940	—	—	Miami	L	2-7
1941	—	—	Miami	W	7-6
1942	—	—	Miami (HC)	W	13-6
1944	—	—	Miami	T	0-0
1945	—	—	Miami	T	13-13
1947	—	—	Miami	L	0-8
1949	—	—	Miami	W	13-7
1956	—	17	Miami	W	14-6
1959	—	—	Miami (HC)	W	26-6
1960	—	—	Miami	W	21-6
1986	3	—	Columbia, S.C.	W	34-14
1987	2	8	Miami	W	20-16
2014	—	—	Shreveport, La.	L	21-24

Miami: Miami leads, 7-4-2

Columbia: Tied, 1-1

Neutral Site: South Carolina leads, 1-0

SOUTHEASTERN LOUISIANA

MIAMI LEADS, 2-0

YEAR	UM	OPP	SITE	W/L	SCORE
1934	—	—	Miami	W	26-7
1935	—	—	Miami	W	2-0

Miami: Miami leads, 2-0

SMU

SMU LEADS, 1-0

YEAR	UM	OPP	SITE	W/L	SCORE
1965	—	—	Dallas	L	3-7

Dallas: SMU leads, 1-0

STETSON

TIED, 5-5-2

YEAR	UM	OPP	SITE	W/L	SCORE
1926	—	—	Miami	W	20-0
1927	—	—	Miami	L	0-36
1928	—	—	Miami	L	6-15
1929	—	—	DeLand, Fla.	L	0-12
1930	—	—	Miami	L	0-19
1933	—	—	Miami (HC)	T	0-0
1934	—	—	Miami (HC)	T	6-6
1935	—	—	Miami	L	12-13
1936	—	—	Miami	W	20-6
1937	—	—	Miami	W	25-13
1940	—	—	Miami	W	19-0
1952	—	—	Miami	W	35-0

Miami: Miami leads, 5-4-2

DeLand: Stetson leads, 1-0

SYRACUSE

MIAMI LEADS, 16-7

YEAR	UM	OPP	SITE	W/L	SCORE
1960	—	14	Miami	L	14-21
1961	—	14	Memphis, Tenn.	L	14-15
1965	—	9	Syracuse, N.Y.	W	24-0
1970	—	—	Syracuse, N.Y.	L	16-56
1971	—	—	Miami	L	0-14
1973	—	—	Syracuse, N.Y.	W	34-23
1974	—	—	Miami	W	14-7
1978	—	—	Miami	W	21-9
1979	—	—	Syracuse, N.Y.	L	15-25
1990	2	—	Miami	W	33-7
1992	1	8	Syracuse, N.Y.	W	16-10
1993	6	23	Miami	W	49-0
1994	5	10	Syracuse, N.Y.	W	27-6
1995	25	22	Miami	W	35-24
1996	23	16	Syracuse, N.Y.	W	38-31
1997	—	16	Miami	L	13-33
1998	19	21	Syracuse, N.Y.	L	13-66
1999	—	—	Miami	W	45-13
2000	2	—	Syracuse, N.Y.	W	26-0
2001	1	14	Miami	W	59-0
2002	1	—	Syracuse, N.Y.	W	49-7
2003	14	—	Miami	W	17-10
2017	7	—	Miami Gardens	W	27-19

Miami: Miami leads, 9-3

Syracuse: Miami leads, 7-3

Neutral Site: Syracuse leads, 1-0

SERIES RESULTS



TEMPLE

MIAMI LEADS, 13-1

YEAR	UM	OPP	SITE	W/L	SCORE
1930	—	—	Philadelphia	L	0-34
1992	1	—	Miami (HC)	W	48-0
1993	4	—	Miami	W	42-7
1994	5	—	Philadelphia	W	38-14
1995	—	—	Miami (HC)	W	36-12
1996	22	—	Philadelphia	W	57-26
1997	—	—	Miami	W	47-15
1998	24	—	Miami	W	42-7
1999	23	—	Miami	W	55-0
2000	4	—	Philadelphia	W	45-17
2001	1	—	Miami	W	38-0
2002	1	—	Philadelphia	W	44-21
2003	2	—	Miami	W	52-14
2005	7	—	Philadelphia	W	34-3

Miami: Miami leads, 8-0

Philadelphia: Miami leads, 5-1

TENNESSEE

TENNESSEE LEADS, 2-1

YEAR	UM	OPP	SITE	W/L	SCORE
1986	2	8	New Orleans	L	7-35
2002	2	—	Knoxville, Tenn.	W	26-3
2003	6	18	Miami	L	6-10

Miami: Tennessee leads, 1-0

Knoxville: Miami leads, 1-0

Neutral Site: Tennessee leads, 1-0

TEXAS

TIED, 2-2

YEAR	UM	OPP	SITE	W/L	SCORE
1972	—	14	Austin, Texas	L	10-23
1973	—	6	Miami	W	20-15
1981	14	4	Austin, Texas	L	7-14
1991	4	3	Dallas	W	46-3

Miami: Miami leads, 1-0

Austin: Texas leads, 2-0

Neutral Site: Miami leads, 1-0

TEXAS A&M

MIAMI LEADS, 2-1

YEAR	UM	OPP	SITE	W/L	SCORE
1944	—	—	Miami	L	14-70
2007	—	16	Miami	W	34-17
2008	—	—	College Station, Texas	W	41-23

Miami: Tied, 1-1

College Station: Miami leads, 1-0

TCU

MIAMI LEADS, 6-3

YEAR	UM	OPP	SITE	W/L	SCORE
1946	—	—	Miami	W	20-12
1947	—	—	Miami	L	6-19
1955	—	18	Miami	L	19-21
1956	19	10	Fort Worth, Texas	W	14-0
1962	—	—	Miami	W	21-20
1969	—	—	Miami	W	14-9
1976	—	—	Miami	W	49-0
1977	—	—	Fort Worth, Texas	L	17-21
1992	1	—	Miami	W	45-10

Miami: Miami leads, 5-2

Fort Worth: Tied, 1-1

TEXAS TECH

MIAMI LEADS, 4-1

YEAR	UM	OPP	SITE	W/L	SCORE
1939	—	—	Miami	W	19-0
1940	—	—	Lubbock, Texas	L	14-61
1941	—	—	Miami	W	6-0
1986	2	—	Miami	W	61-11
1990	8	—	Lubbock, Texas	W	45-10

Miami: Miami leads, 3-0

Lubbock: Tied, 1-1

TOLEDO

MIAMI LEADS, 3-0

YEAR	UM	OPP	SITE	W/L	SCORE
1987	3	—	Miami	W	24-14
2017	14	—	Miami Gardens, Fla.	W	52-30
2018	20	—	Toledo, Ohio	W	49-24

Miami: Miami leads, 2-0

Toledo: Miami leads, 1-0

TROY

MIAMI LEADS, 1-0

YEAR	UM	OPP	SITE	W/L	SCORE
2001	1	—	Miami	W	38-7

Miami: Miami leads, 1-0

TULANE

MIAMI LEADS, 6-5-1

YEAR	UM	OPP	SITE	W/L	SCORE
1951	—	—	New Orleans	L	7-21
1959	—	—	Miami	W	26-7
1960	—	—	New Orleans	W	6-0
1963	—	—	New Orleans	W	10-0

HISTORY



SERIES RESULTS

YEAR	UM	OPP	SITE	W/L	SCORE
1964	—	—	Miami	W	21-0
1965	—	—	New Orleans	L	16-24
1966	—	—	New Orleans	T	10-10
1967	—	—	Miami	W	34-14
1970	—	—	New Orleans	L	16-31
1972	—	—	Miami	W	24-21
1977	—	—	Miami (HC)	L	10-13
1978	—	—	New Orleans	L	16-20

Miami: Miami leads, 4-1
New Orleans: Tulane leads, 4-2-1

TULSA

MIAMI LEADS, 3-1

YEAR	UM	OPP	SITE	W/L	SCORE
1944	—	—	Miami	L	2-48
1986	1	—	Miami	W	23-10
1988	3	—	Miami	W	34-3
1991	2	—	Tulsa, Okla.	W	34-10

Miami: Miami leads, 2-1
Tulsa: Miami leads, 1-0

UCF

MIAMI LEADS, 2-0

YEAR	UM	OPP	SITE	W/L	SCORE
2008	—	—	Miami	W	20-14
2009	9	—	Orlando, Fla.	W	27-7

Miami: Miami leads, 2-0

UCLA

UCLA LEADS, 2-1

YEAR	UM	OPP	SITE	W/L	SCORE
1985	13	14	Tempe, Ariz.	L	37-39
1995	12	—	Los Angeles	L	8-31
1998	—	3	Miami	W	49-45

Miami: Miami leads, 1-0
Los Angeles: UCLA leads, 1-0
Neutral Site: UCLA leads, 1-0

UNLV

MIAMI LEADS, 1-0

YEAR	UM	OPP	SITE	W/L	SCORE
1972	—	—	Miami (HC)	W	51-7

Miami: Miami leads, 1-0

USC

TIED, 1-1

YEAR	UM	OPP	SITE	W/L	SCORE
1966	—	5	Miami	W	10-7
1968	13	2	Los Angeles	L	3-28

Miami: Miami leads, 1-0
Los Angeles: USC leads, 1-0

USF

MIAMI LEADS, 5-1

YEAR	UM	OPP	SITE	W/L	SCORE
2005	9	—	Miami	W	27-7
2009	19	—	Tampa, Fla.	W	31-10
2010	—	—	Miami (OT)	L	20-23
2011	—	—	Tampa, Fla.	W	6-3
2012	—	—	Miami Gardens	W	40-9
2013	15	—	Tampa, Fla.	W	49-21

Miami: Miami leads, 2-1
Tampa: Miami leads, 3-0

UTAH STATE

MIAMI LEADS, 1-0

YEAR	UM	OPP	SITE	W/L	SCORE
1978	—	—	Miami	W	17-16

Miami: Miami leads, 1-0

VANDERBILT

TIED, 4-4

YEAR	UM	OPP	SITE	W/L	SCORE
1947	—	—	Miami	L	7-33
1948	—	12	Miami	L	6-33
1952	—	—	Miami (HC)	L	0-9
1958	—	—	Miami	L	15-28
1964	—	—	Miami (HC)	W	35-17
1965	—	—	Nashville, Tenn.	W	28-14
1980	—	—	Nashville, Tenn.	W	24-17
1981	17	—	Miami	W	48-16

Miami: Vanderbilt leads, 4-2
Nashville: Miami leads, 2-0

VILLANOVA

MIAMI LEADS, 3-1-1

YEAR	UM	OPP	SITE	W/L	SCORE
1946	—	—	Villanova, Pa.	W	26-21
1947	—	—	Villanova, Pa.	T	7-7
1948	—	—	Miami	L	10-19
1950	—	—	Miami	W	18-12

SERIES RESULTS

YEAR	UM	OPP	SITE	W/L	SCORE
1957	—	—	Miami	W	13-7

Miami: Miami leads, 2-1

Villanova: Miami leads, 1-0-1

YEAR	UM	OPP	SITE	W/L	SCORE
1999	19	2	Blacksburg, Va.	L	10-43
2000	3	2	Miami (HC)	W	41-21
2001	1	14	Blacksburg, Va.	W	26-24
2002	1	17	Miami	W	56-45
2003	2	10	Blacksburg, Va.	L	7-31
2004	9	11	Miami	L	10-16
2005	5	3	Blacksburg, Va.	W	27-7
2006	—	24	Miami (HC)	L	10-24
2007	—	10	Miami	L	14-44
2008	—	—	Miami Gardens	W	16-14
2009	9	11	Blacksburg, Va.	L	7-31
2010	24	14	Miami Gardens	L	17-31
2011	—	21	Blacksburg, Va.	L	35-38
2012	—	—	Miami Gardens	W	30-12
2013	11	—	Miami Gardens	L	24-42
2014	—	—	Blacksburg, Va.	W	30-6
2015	—	—	Miami Gardens	W	30-20
2016	—	—	Blacksburg, Va.	L	16-37
2017	6	13	Miami Gardens	W	28-10
2018	—	—	Blacksburg, Va.	W	38-14

Miami: Miami leads, 13-6

Blacksburg: Virginia Tech leads, 8-7

Neutral Site: Miami leads, 2-0

VIRGINIA

MIAMI LEADS, 9-7

YEAR	UM	OPP	SITE	W/L	SCORE
1996	19	—	Orlando, Fla.	W	31-21
2004	18	12	Charlottesville, Va.	W	31-21
2005	10	—	Miami	W	25-17
2006	—	—	Charlottesville, Va.	L	7-17
2007	—	19	Miami	L	0-48
2008	—	—	Charlottesville, Va.	W	24-17
2009	16	—	Miami Gardens, Fla.	W	52-17
2010	22	—	Charlottesville, Va.	L	19-24
2011	—	—	Miami Gardens, Fla.	L	21-28
2012	—	—	Charlottesville, Va.	L	40-41
2013	—	—	Miami Gardens, Fla.	W	45-26
2014	—	—	Charlottesville, Va.	L	13-30
2015	—	—	Miami Gardens, Fla.	W	27-21
2016	—	—	Charlottesville, Va.	W	34-14
2017	2	—	Miami Gardens, Fla.	W	44-28
2018	15	—	Charlottesville, Va.	L	13-16

Miami: Miami leads, 5-2

Charlottesville: Virginia leads, 5-3

Neutral Site: Miami leads, 1-0

WAKE FOREST

MIAMI LEADS, 8-3

YEAR	UM	OPP	SITE	W/L	SCORE
1928	—	—	Miami	L	6-13
1935	—	—	Miami	W	3-0
1939	—	—	Miami	L	0-33
1944	—	18	Miami	L	0-27
1969	—	—	Miami	W	49-7
1971	—	—	Winston-Salem, N.C.	W	29-10
2004	12	—	Miami	W	52-7
2005	3	—	Winston-Salem, N.C.	W	47-17
2008	—	—	Miami Gardens	W	16-10
2009	18	—	Winston-Salem, N.C.	W	28-27
2013	7	—	Miami Gardens	W	24-21

Miami: Miami leads, 5-3

Winston-Salem: Miami leads, 3-0

VMI

MIAMI LEADS, 2-0

YEAR	UM	OPP	SITE	W/L	SCORE
1941	—	—	Miami	W	10-7
1952	—	—	Miami	W	45-0

Miami: Miami leads, 2-0

VIRGINIA TECH

MIAMI LEADS, 22-14

YEAR	UM	OPP	SITE	W/L	SCORE
1953	—	—	Miami	W	26-0
1966	9	—	Memphis, Tenn.	W	14-7
1967	—	—	Blacksburg, Va.	W	14-7
1968	12	—	Miami	W	13-8
1974	—	—	Miami	W	14-7
1980	20	—	Atlanta	W	20-10
1981	12	—	Miami	W	21-14
1982	15	—	Blacksburg, Va.	W	14-8
1987	3	—	Miami (HC)	W	27-13
1992	1	—	Blacksburg, Va.	W	43-23
1993	3	—	Miami	W	21-2
1994	6	13	Miami	W	24-3
1995	17	—	Blacksburg, Va.	L	7-13
1996	18	21	Miami (HC)	L	7-21
1997	—	20	Blacksburg, Va.	L	25-27
1998	—	—	Miami (OT)	L	20-27

WASHINGTON

WASHINGTON LEADS, 2-1

YEAR	UM	OPP	SITE	W/L	SCORE
1994	6	17	Miami	L	20-38
2000	4	15	Seattle	L	29-34
2001	1	12	Miami	W	65-7

Miami: Tied, 1-1

Seattle: Washington leads, 1-0



SERIES RESULTS

WASHINGTON STATE

WSU LEADS, 1-0

YEAR	UM	OPP	SITE	W/L	SCORE
2015	—	—	El Paso, Texas	L	14-20

Neutral Site: WSU leads, 1-0

WESTERN KENTUCKY

WKU LEADS, 2-0

YEAR	UM	OPP	SITE	W/L	SCORE
1930	—	—	Miami	L	0-19
1931	—	—	Bowling Green, Ky.	L	0-20

Miami: WKU leads, 1-0

Bowling Green: WKU leads, 1-0

WEST VIRGINIA

MIAMI LEADS, 17-3

YEAR	UM	OPP	SITE	W/L	SCORE
1942	—	—	Miami	W	21-13
1956	6	—	Miami	W	18-0
1973	—	—	Miami (HC)	L	14-20
1974	—	—	Morgantown, W.Va.	W	21-20
1983	7	12	Miami (HC)	W	20-3
1986	1	—	Morgantown, W.Va.	W	58-14
1991	3	—	Miami	W	27-3
1992	1	—	Miami	W	35-23
1993	4	9	Morgantown, W.Va.	L	14-17
1994	7	—	Morgantown, W.Va.	W	38-6
1995	25	—	Miami	W	17-12
1996	25	12	Morgantown, W.Va.	W	10-7
1997	—	—	Miami	L	17-28
1998	—	13	Morgantown, W.Va.	W	34-31
1999	23	—	Miami	W	28-20
2000	12	—	Morgantown, W.Va.	W	47-10
2001	1	—	Miami	W	45-3
2002	1	—	Morgantown, W.Va.	W	40-23
2003	2	—	Miami	W	22-20
2016	—	12	Orlando, Fla.	W	31-14

Miami: Miami leads, 9-2

Morgantown: Miami leads, 7-1

Neutral Site: Miami leads, 1-0

WILLIAM & MARY

MIAMI LEADS, 3-0

YEAR	UM	OPP	SITE	W/L	SCORE
1932	—	—	Miami	W	6-2
1946	—	—	Miami	W	13-3
1970	—	—	Miami	W	36-14

Miami: Miami leads, 3-0

WISCONSIN

WISCONSIN LEADS, 4-2

YEAR	UM	OPP	SITE	W/L	SCORE
1958	15	14	Miami	L	0-20
1988	1	—	Miami	W	23-3
1989	3	—	Madison, Wis.	W	51-3
2009	15	25	Orlando, Fla.	L	14-20
2017	10	6	Miami Gardens, Fla.	L	24-34
2018	—	—	New York N.Y.	L	3-35

Miami: Wisconsin leads, 2-1

Madison: Miami leads, 1-0

Neutral: Wisconsin leads, 2-0

WOFFORD

MIAMI LEADS, 1-0

YEAR	UM	OPP	SITE	W/L	SCORE
1934	—	—	Miami	W	42-14

Miami: Miami leads, 1-0



1983 NATIONAL CHAMPIONS

THE MIRACLE IN MIAMI

Less than a decade removed from a period of uncertainty in which there was open talk of dropping the football program, the University of Miami Hurricanes stunned the college football world by defeating the top-ranked Nebraska Cornhuskers, 31-30, in the 1984 Orange Bowl Classic on Jan. 1, 1984.

The victory was monumental — for UM football and for college football in general. It was monumental not only because the Cornhuskers were widely considered to be among the most powerful teams in college football history, but it also heralded the dawn of a new dynasty in the sport from a program that had been all but dead just a few short years earlier. That victory — combined with losses by second-ranked Texas in the Cotton Bowl and Illinois in the Rose Bowl — vaulted the Hurricanes into the top spot in the final national rankings.

This was the first national title team without a single player making an All-America first team voted by AP, UPI, the Football Writers Association or the College Football Coaches Association.

One of the keys was a melting pot offensive line — a Canadian (center Ian Sinclair), a Cuban-American (guard Juan Comendero), an African-American (guard Alvin Ward), an Italian-American (tackle Paul Bertuccelli) and an Irish-American (tackle Dave Heffeman).

Miami was only the second national title team to gain more passing yards than rushing yards.

"It's a tribute to a lot of gutsy players and a real team effort," head coach Howard Schnellenberger said. "We've got a lot of overachievers on our team — or else there has been a poor job of selection done by the All-American selectors."

1983 RESULTS

11-1

ORANGE BOWL CHAMPIONS

DATE	UM	OPP	OPPONENT	W/L	SCORE	ATT
Sept. 3	—	—	at Florida	L	3-28	73,907
Sept. 10	—	—	at Houston	W	29-7	20,000
Sept. 17	—	—	Purdue	W	35-0	37,150
Sept. 24	—	13	Notre Dame	W	20-0	52,480
Oct. 1	15	—	at Duke	W	56-17	28,750
Oct. 8	12	—	Louisville	W	42-14	30,073
Oct. 15	10	—	at Mississippi State	W	31-7	29,456
Oct. 22	8	—	at Cincinnati	W	17-7	14,163
Oct. 29	7	12	West Virginia (HC)	W	20-3	63,881
Nov. 5	5	—	East Carolina	W	12-7	39,225
Nov. 12	6	—	at Florida State	W	17-16	57,333
Orange Bowl (Miami, Fla.)						
Jan. 1	5	1	Nebraska	W	31-30	72,596
Total points/Attendance					313-136	519,014

STARTING LINEUP

OFFENSE

WR	Eddie Brown
OT	Paul Bertuccelli
OG	Juan Comendero
C	Ian Sinclair
OG	Alvin Ward
OT	Dave Heffeman
TE	Glenn Dennison
QB	Bernie Kosar
FB	Albert Bentley
HB	Keith Griffin
WR	Stanley Shakespeare

DEFENSE

DE	Danny Brown
RT	Kevin Fagan
MG	Tony Fitzpatrick
LT	Fred Robinson
DE	Julio Cortes
LB	Jay Brophy
LB	Ken Sisk
SC	Rodney Bellinger
QC	Reggie Sutton
R	Kenny Calhoun
FS	Eddie Williams

SPECIALISTS

PK	Jeff Davis
P	Rick Tuten
LS	Bruce Fleming
H	Rick Tuten
PR	Eddie Brown
KR	Reggie Sutton

1983 STATISTICAL LEADERS

RUSHING

	ATT	YARDS	AVG	TD	LP
Bentley	144	722	5.0	5	60
Griffin	101	447	4.4	0	20

PASSING

	ATT	COMP	PCT	YARDS	TD	INT	LP
Kosar	327	201	61.5	2329	15	13	73

RECEIVING

	NO	YARDS	AVG	TD	LP
Dennison	54	594	11.0	3	25

INTERCEPTIONS

	NO	YARDS	AVG	TD	LP
Calhoun	3	92	30.7	1	92

PUNTING

	NO	YARDS	AVG	I20	LG
Tuten	50	2008	41.2	14	52

PUNT RETURNS


	NO	YARDS	AVG	TD	LP
Brown	31	143	4.6	0	26

KICKOFF RETURNS

	NO	YARDS	AVG	TD	LP
Sutton	14	331	23.6	0	40

FIELD GOALS

	<20	20-20	30-39	40-49	50+	TOTAL
Davis	1-1	3-3	6-6	1-7	0-3	11-20



COACHING STAFF

HEAD COACH

Howard Schnellenberger

ASSISTANT COACHES

Hubbard Alexander, tight ends
 Harold Allen, defensive line
 Mike Archer, defensive backs
 Joe Brodsky, running backs
 Tom Olivadotti,
 defensive coordinator/linebackers
 Mike Rodriguez, offensive line
 Gary Stevens,
 offensive coordinator/receivers
 Marc Trestrman, quarterback
 Bill Trout, defensive ends
 Christ Vagotis, offensive line
 Art Kehoe, graduate assistant

HISTORY



1987 NATIONAL CHAMPIONS

DOMINANCE FROM START TO FINISH

The Hurricanes were supposed to be rebuilding. Reloading was more accurate. This Miami team was supposed to be the lull before the storm of 1988 and 1989. After all, the Hurricanes had lost five starters on offense from a team that had come within a whisper of a national title in 1985 and a 1986 squad that was considered among the best ever, only to lose its title shot in the Fiesta Bowl.

But this team was more offensively balanced than the previous season's juggernaut and, with nine starters returning to an underrated defense, the Hurricanes were a more well-rounded team altogether. Ranked 10th in the preseason Associated Press rankings, this team quickly showed it would be better than advertised.

Miami ripped rival Florida in the season opener, then embarrassed Arkansas on the Razorbacks' home field. The season's third game was a classic. Being dominated by fourth-ranked Florida State, 19-3, late in the third quarter, Miami launched one of its greatest comebacks. The Hurricanes scored three lightning-quick touchdowns: a 49-yard bomb from Steve Walsh to Melvin Bratton, a 26-yarder from Walsh to Michael Irvin (plus a two-point conversion to tie it at 19), then a 73-yard strike from Walsh to Irvin for the lead with 2:22 remaining. Miami would have to stop an FSU two-pointer to hold for a 26-25 victory.

There seemed to be no stopping these Hurricanes after that. Miami rolled through the remainder of the regular season, blanking 10th-ranked Notre Dame (24-0) and surviving a scare from eighth-ranked South Carolina (20-16) to set up a matchup with top-ranked Oklahoma in the Orange Bowl Classic on New Year's Day.

The Hurricanes bottled up OU's wishbone attack, holding the Sooners to just 179 yards on the ground (OU came in averaging 428.8). Elation for Miami was frustration for OU — the Sooners'

only three losses over the last three seasons had come to the Hurricanes.

"We played our way to this championship. We have the best record versus anybody in the country. . . . We beat Oklahoma three in a row, Florida State and Notre Dame three in a row, Florida a couple. . . . What is sweetest is that we did it as a team. We lost starters and had other guys come in and played magnificently."
- Jimmy Johnson, head coach

1987 RESULTS

12-0

ORANGE BOWL CHAMPIONS

DATE	UM	OPP	W/L	SCORE	ATT
Sept. 5	10	20 Florida	W	31-4	77,224
Sept. 26	5	10 at Arkansas	W	51-7	55,310
Oct. 3	3	4 at Florida State	W	26-25	62,561
Oct. 10	3	— Maryland	W	46-16	43,020
Oct. 24	3	— at Cincinnati	W	48-10	20,011
Oct. 31	3	— at East Carolina	W	41-3	31,791
Nov. 7	3	— Miami, Ohio	W	54-3	40,128
Nov. 14	3	— Virginia Tech (HC)	W	27-13	40,105
Nov. 21	3	— Toledo	W	24-14	37,010
Nov. 28	2	10 Notre Dame	W	24-0	76,640
Dec. 5	2	8 South Carolina	W	20-16	63,317
Orange Bowl (Miami, Fla.)					
Jan. 1	2	1 Oklahoma	W	20-14	74,760
Total points/Attendance				412-125	622,877

STARTING LINEUP

OFFENSE

SE	Brian Blades
LT	Matt Patchan
LG	Mike Sullivan
C	Bobby Garcia
RG	Scott Provin
RT	John O'Neill
TE	Charles Henry
FL	Michael Irvin
QB	Steve Walsh
FB	Melvin Bratton
HB	Warren Williams

DEFENSE

RE	Bill Hawkins
RT	Greg Mark
LT	Derwin Jones
LE	Daniel Stubbs
WLB	Rod Carter
MLB	George Mira Jr.
SLB	Randy Shannon
RCB	Tolbert Bain
FS	Bennie Blades
SS	Selwyn Brown
LCB	Bubba McDowell

SPECIALISTS

PK	Greg Cox
P	Jeff Feagles
DS	Willis Peguese
H	Jeff Feagles
PR	Cleveland Gary
KR	Randal Hill, Alex Johnson

COACHING STAFF

HEAD COACH

Jimmy Johnson

ASSISTANT COACHES

Hubbard Alexander, receivers
 Joe Brodsky, running backs
 Dave Campo, defensive backs
 Butch Davis, defensive line
 Art Kehoe, offensive line
 Don Solding, tight ends
 Gary Stevens, asst. head coach/offensive coordinator/quarterbacks
 Dave Wannstedt, defensive coordinator/linebackers
 Tony Wise, offensive line
 Steve Hoffman, graduate assistant
 Bill Johnson, graduate assistant
 Ron Meeks, graduate assistant
 Tommy Tuberville, graduate assistant
 Dan Werner, graduate assistant

1987 STATISTICAL LEADERS

RUSHING

	ATT	YARDS	AVG	TD	LP
Williams	135	673	5.0	5	49

PASSING

	ATT	COMP	PCT	YARDS	TD	INT	LP
Walsh	298	176	59.1	2249	19	7	73

RECEIVING

	NO	YARDS	AVG	TD	LP
Irvin	44	715	16.3	6	73

INTERCEPTIONS

	NO	YARDS	AVG	TD	LP
Bennie Blades	5	61	12.2	0	26

PUNTING

	NO	YARDS	AVG	I20	LG
Feagles	34	1319	38.8		66

PUNT RETURNS

	NO	YARDS	AVG	TD	LP
Perriman	15	97	6.5	0	13

KICKOFF RETURNS

	NO	YARDS	AVG	TD	LP
Hill	19	497	26.2	0	60

FIELD GOALS

	<20	20-20	30-39	40-49	50+ TOTAL
Cox	0-0	6-6	3-5	7-10	1-1 17-22

HISTORY



1989 NATIONAL CHAMPIONS

TWO ERICKSONS AND A TENACIOUS 'D'

By the time head coach Dennis Erickson arrived in Coral Gables to take over the UM football program prior to the 1989 season, Miami football had established itself as the "Team of the '80s". With a new coaching staff in place, Miami switched to a one-back offense, but the Hurricanes remained in their trademark 4-3 defense and had the talent on both sides of the ball to maintain their level of excellence. Twelve starters returned, but the loss of quarterback Steve Walsh, running back Cleveland Gary, linebacker Randy Shannon and cornerback Bubba McDowell would be felt. Nonetheless, the Hurricanes reloaded and ran off six victories to start the season.

Quarterback Craig Erickson was lost for three games in the middle of the season — including a 24-10 loss at Florida State — before returning and leading the Hurricanes on an impressive stretch run.

Miami's defense didn't allow a touchdown for one 10-quarter stretch during the regular season, held six opponents without a touchdown and allowed just 9.3 points per game. Miami rebounded from the FSU loss to whip their remaining opponents by an average margin of 18 points, including a 27-10 trouncing of defending national champion and top-ranked Notre Dame (27-10), ending the Irish's 23-game win streak (the seventh season in a row in which UM had defeated a No. 1-ranked team). That victory clinched a Sugar Bowl berth against seventh-ranked Alabama. Miami dispatched Alabama

by a deceptively close 33-25 score in New Orleans and moved into the top spot of the rankings when Notre Dame knocked off top-ranked Colorado in the Orange Bowl, giving the Hurricanes their third national title in seven seasons.

1989 RESULTS

11-1

SUGAR BOWL CHAMPIONS

DATE	UM	OPP	OPPONENT	W/L	SCORE	ATT
Sept. 9	3	—	at Wisconsin	W	51-3	38,646
Sept. 16	3	—	California	W	31-3	56,931
Sept. 23	2	—	at Missouri	W	38-7	43,293
Sept. 30	2	—	at Michigan State	W	26-20	76,217
Oct. 7	2	—	Cincinnati	W	56-0	48,597
Oct. 14	2	—	San Jose State	W	48-16	45,122
Oct. 28	2	9	at Florida State	L	10-24	62,602
Nov. 4	7	—	East Carolina	W	40-10	35,159
Nov. 11	7	14	at Pittsburgh	W	24-3	52,528
Nov. 18	7	—	San Diego State (H)W		42-6	42,362
Nov. 25	7	1	Notre Dame	W	27-10	81,634
Sugar Bowl (New Orleans, La.)						
Jan. 1	2	7	Alabama	W	33-25	77,425
Total points/Attendance					432-127	660,516

1989 STATISTICAL LEADERS

RUSHING

	ATT	YARDS	AVG	TD	LP
L. Conley	134	529	3.9	4	30

PASSING

	ATT	COMP	PCT	YARDS	TD	INT	LP
C. Erickson	273	147	53.8	2007	16	13	55

RECEIVING

	NO	YARDS	AVG	TD	LP
D. Dawkins	54	833	15.4	7	55

INTERCEPTIONS

	NO	YARDS	AVG	TD	LP
R. Smith	6	28	4.7	0	22

PUNTING

	NO	YARDS	AVG	I20	LG
Kalal	48	1809	37.7	16	56

PUNT RETURNS

	NO	YARDS	AVG	TD	LP
Carroll	32	381	11.9	0	36

KICKOFF RETURNS

	NO	YARDS	AVG	TD	LP
Hill	12	237	19.8	0	32

FIELD GOALS

	<20	20-20	30-39	40-49	50+	TOTAL
Huerta	0-0	6-6	5-7	6-6	1-3	18-22



STARTING LINEUP

OFFENSE

SE	Randal Hill
OT	Mike Sullivan
OG	Rod Holder
C	Bobby Garcia
OG	Darren Handy
OT	Leon Searcy
TE	Rob Chudzinski
FL	Dale Dawkins
WB	Wesley Carroll
QB	Craig Erickson
FB	Leonard Conley

DEFENSE

RE	Greg Mark
RT	Cortez Kennedy
LT	Russell Maryland
LE	Willis Peguese
WLB	Maurice Crum
MLB	Bernard Clark
SLB	Richard Newbill
RCB	Ryan McNeil
FS	Charles Pharms
SS	Hurlie Brown
LCB	Kenny Berry

SPECIALISTS

PK	Carlos Huerta
P	Tim Kalal
DS	Mike Azer
H	Tim Kalal
PR	Wesley Carroll
KR	Alex Johnson, Randal Hill

COACHING STAFF

HEAD COACH

Dennis Erickson

ASSISTANT COACHES

Gregg Smith, assistant head coach/OL
 Bob Bratkowski, offensive coordinator/WRs
 Sonny Lubick, defensive coordinator/DBs
 Dave Arnold, tight ends/special teams
 Bob Karmelowicz, defensive line
 Art Kehoe, offensive line
 Ed Orgeron, defensive line
 Tommy Tuberville, linebackers
 Alex Wood, running backs
 Carmen Grosso, graduate assistant
 Ronnie Lee, graduate assistant
 Scott Runyan, graduate assistant
 Pete Savage, graduate assistant
 Dan Werner, volunteer assistant



1991 NATIONAL CHAMPIONS

GINO, THE RUTHLESS POSSE AND WIDE RIGHT I

A combustible offense, a rock-solid defense and the nation's best special teams — by 1991 all these traits had become synonymous with Miami football and this team represented the zenith of its era. Quarterback Gino Torretta, a group of skill players nicknamed "The Ruthless Posse," and a linebacker corps that ranks among the greatest ever assembled, led these Hurricanes.

Miami started the season by ripping Arkansas on the road and dominating a Houston offense that had terrorized opponents for four seasons up to that game. Their first stiff challenge came against Penn State on Oct. 12 and the Hurricanes, behind staunch defense and big plays by Horace Copeland (80-yard scoring catch) and Kevin Williams (91-yard punt return for a TD) held off the Nittany Lions.

Two challenges in November punctuated the season. First was the annual grudge match in Tallahassee, Fla., against Florida State. In what became known as "Wide Right I" the Hurricanes erased a 16-7 deficit in the final period on a 45-yard field goal by Carlos Huerta and a one-yard run by Larry Jones with 3:01 left to take a 17-16 lead. FSU marched down for a potential game-winning field goal in the closing seconds, but Gerry Thomas' 34-yard attempt was wide right.

Miami escaped another close call a week later, slipping by Boston College on the road. The Hurricanes defense held off a late BC drive in the final seconds to preserve the 19-14 victory. A blowout of San Diego State clinched an Orange Bowl berth.

With their fourth national title in their sights, the Hurricanes stymied the Huskers' offense as few had, limiting the Nebraska ground game to just 82 rushing yards and throwing a shutout of the Big Eight Conference champions.

The victory gave Miami the national title in the Associated Press rankings. The Hurricanes shared overall national honors with Rose Bowl champ Washington, which nudged ahead in the coaches' poll.

"To win one national championship is amazing. For guys to win their second in three years, that hasn't been accomplished by many. That's what makes this championship special. And it came in a situation where we had not been picked to be that good. Some people said we'd be No. 3 in the state of Florida."
— Dennis Erickson, Miami head coach

1991 RESULTS 12-0

ORANGE BOWL CHAMPIONS

DATE	UM OPP	OPPONENT	W/L	SCORE	ATT
Aug. 31	3	— at Arkansas	W	31-3	46,308
Sept. 12	2	10 Houston	W	40-10	71,842
Sept. 28	2	— at Tulsa	W	34-10	35,689
Oct. 5	2	— Oklahoma State	W	40-3	42,751
Oct. 12	2	9 Penn State	W	26-20	75,723
Oct. 19	2	— Long Beach State	W	55-0	40,498
Oct. 26	2	— at Arizona	W	36-9	53,349
Nov. 9	3	— West Virginia* (HC)	W	27-3	60,250
Nov. 16	2	1 at Florida State	W	17-16	63,442
Nov. 23	1	— at Boston College*	W	19-14	32,071
Nov. 30	1	— San Diego State	W	39-12	56,721
Orange Bowl (Miami, Fla.)					
Jan. 1	1	11 Nebraska	W	22-0	77,747
Total points/Attendance				386-100	656,391

STARTING LINEUP

OFFENSE

- SE Horace Copeland
- TE Coleman Bell/Joe Moore
- WT Leon Searcy
- WG Rudy Barber
- C Kelvin Harris
- SG Claude Jones
- ST Mario Cristobal
- FL Lamar Thomas
- QB Gino Torretta
- FB Stephen McGuire
- TB Darryl Spencer

DEFENSE

- RE Rusty Medearis
- RT Eric Miller
- LT Anthony Hamlet
- LE Kevin Patrick
- WLB Jessie Armstead
- MLB Micheal Barrow
- SLB Darrin Smith
- RCB Herbert James
- FS Darryl Williams
- SS Hurie Brown
- LCB Ryan McNeil

SPECIALISTS

- PK Carlos Huerta
- P Paul Snyder
- DS Tom Patterson
- H Joe Moore
- PR Kevin Williams
- KR Kevin Williams, Darryl Spencer

COACHING STAFF

HEAD COACH

Dennis Erickson

ASSISTANT COACHES

- Gregg Smith, assistant head coach/OL
- Bob Bratkowski, offensive coordinator/WRs
- Sonny Lubick, defensive coordinator/DBs
- Dave Arnold, tight ends/special teams
- Bob Karmelowicz, defensive line
- Art Kehoe, offensive line
- Ed Orgeron, defensive line
- Tommy Tuberville, linebackers
- Alex Wood, running backs
- Carmen Grosso, volunteer assistant
- Scott Auker, graduate assistant
- Eddie Gran, graduate assistant
- Jim Michalczik, graduate assistant
- Randy Shannon, graduate assistant

1991 STATISTICAL LEADERS

RUSHING

	ATT	YARDS	AVG	TD	LP
S. McGuire	123	608	4.9	9	34

PASSING

	ATT	COMP	PCT	YARDS	TD	INT	LP
G. Torretta	371	205	55.3	3095	20	8	99

RECEIVING

	NO	YARDS	AVG	TD	LP
L. Thomas	39	623	16.0	6	71

INTERCEPTIONS

	NO	YARDS	AVG	TD	LP
R. McNeil	5	73	14.6	0	50

PUNTING

	NO	YARDS	AVG	I20	LG
P. Snyder	36	1381	38.4	7	50

PUNT RETURNS


	NO	YARDS	AVG	TD	LP
K. Williams	36	560	15.6	3	91

KICKOFF RETURNS

	NO	YARDS	AVG	TD	LP
K. Williams	10	185	18.5	0	42

FIELD GOALS

	<20	20-29	30-39	40-49	50+	TOTAL
Huerta	0-0	10-10	3-3	4-6	0-2	17-21



2001 NATIONAL CHAMPIONS

CHARACTER, CLASS, POISE = CHAMPIONSHIP

The Hurricanes' fifth national championship may have been the program's most rewarding. A veteran senior class that had endured the shame of a losing season in 1997 and had rebuilt the program — inside and out — led this team. Miami returned to the top in 2001 by showing character, class and poise.

How good was this team? Many argue it may have been the greatest college football team ever assembled. This team beat opponents by the largest average margin in UM history (33.2 points per game), produced the biggest two-game whippings of any pair of ranked teams in history by defeating Syracuse and Washington in 2001. The team's defense scored eight touchdowns and led the nation in pass defense, scoring defense and turnover margin.

Throw in a kicking game that featured one of the nation's finest punters and a placekicker who led the nation in field goals and it is hard to argue against the 2001 edition. An astounding seven Hurricanes were named to at least one All-America team's first unit. Six players were finalists for national awards, led by Outland Trophy winner Bryant McKinnie at offensive tackle and Maxwell Award winning quarterback Ken Dorsey.

The 2001 Hurricanes started with a stunning rout of Penn State on the road before the largest crowd (109,313) ever to see a Miami game. They ended Florida State's 54-game unbeaten streak in Tallahassee, Fla., with a resounding 49-27 whipping.

The stars were numerous. On offense: quarterback Ken Dorsey, tailback Clinton Portis (1,200 yards rushing), tight end Jeremy Shockey, an offensive line that allowed an incredibly

low two sacks by the starting unit, a receivers corps led by Andre Johnson, a defensive line in which nine players could play without losing a step led by William Joseph, a linebacker corps that developed into a force and a secondary that was the nation's best, led by safety Edward Reed and cornerbacks Mike Rumph and Phillip Buchanon.

The power of this team was evident for all to see in its Rose Bowl rout of Nebraska for the national title. Miami roared to a 34-0 halftime lead, erasing any doubts about what team was college football's best in 2001.

2001 RESULTS

12-0

ROSE BOWL CHAMPIONS

DATE	UM	OPP	OPPONENT	WL	SCORE	ATT
Sept. 1	2	—	at Penn State	W	33-7	109,313
Sept. 8	1	—	Rutgers*	W	61-0	39,804
Sept. 27	1	—	at Pittsburgh*	W	43-21	57,224
Oct. 6	1	—	Troy	W	38-7	36,617
Oct. 13	2	14	at Florida State	W	49-27	82,836
Oct. 25	1	—	West Virginia*	W	45-3	44,411
Nov. 3	1	—	Temple* (HC)	W	38-0	31,128
Nov. 10	1	—	at Boston College*	W	18-7	44,500
Nov. 17	1	14	Syracuse*	W	59-0	52,896
Nov. 24	1	12	Washington	W	65-7	78,114
Dec. 1	1	14	at Virginia Tech*	W	26-24	53,662
Rose Bowl (Pasadena, Calif.)						
Jan. 3	1	4	vs. Nebraska	W	37-14	93,781
Total points/Attendance					512-117	630,595

2001 STATISTICAL LEADERS

RUSHING

	ATT	YARDS	AVG	TD	LP
C. Portis	220	1200	5.5	10	45

PASSING

	ATT	COMP	PCT	YARDS	TD	INT	LP
K. Dorsey	319	184	57.9	2652	23	9	64

RECEIVING

	NO	YARDS	AVG	TD	LP
J. Shockey	40	519	13.0	7	56

INTERCEPTIONS

	NO	YARDS	AVG	TD	LP
E. Reed	9	206	22.9	2	80

PUNTING

	NO	YARDS	AVG	I20	LG
F. Capshaw	36	1508	41.8	15	59

PUNT RETURNS

	NO	YARDS	AVG	TD	LP
P. Buchanon	31	464	15.0	2	59

KICKOFF RETURNS

	NO	YARDS	AVG	TD	LP
A. Johnson	13	254	19.5	0	30

FIELD GOALS

	<20	20-29	30-39	40-49	50+	TOTAL
Sievers	0-0	5-6	9-11	7-8	0-1	21-26

STARTING LINEUP

OFFENSE

SE	Andre Johnson
TE	Jeremy Shockey
LT	Bryant McKinnie
LG	Sherko Haji-Rasouli/Ed Wilkins
C	Brett Romberg
RG	Martin Bibla
RT	Joaquin Gonzalez
FL	Kevin Beard
QB	Ken Dorsey
FB	Najeh Davenport
TB	Clinton Portis

DEFENSE

RE	Jerome McDougle
RT	Matt Walters
LT	William Joseph
LE	Andrew Williams/Jamaal Green
WLB	D.J. Williams
MLB	Jonathan Vilma
SLB	Chris Campbell
RCB	Mike Rumph
FS	James Lewis
SS	Edward Reed
LCB	Phillip Buchanon

SPECIALISTS

PK	Todd Sievers
P	Freddie Capshaw
DS	Chris Harvey/Joe Fantigrassi
H	Freddie Capshaw
PR	Phillip Buchanon
KR	Andre Johnson, Frank Gore

COACHING STAFF

HEAD COACH

Larry Coker

ASSISTANT COACHES

Rob Chudzinski, offensive coordinator/TEs
Randy Shannon, defensive coordinator
Vernon Hargreaves, linebackers
Curtis Johnson, receivers
Art Kehoe, offensive line
Greg Mark, defensive line
Don Soldinger, special teams coordinator/running backs
Mark Stoops, defensive backs
Dan Werner, quarterbacks
Frank Giufre, graduate assistant
Rod Holder, graduate assistant





ALL-TIME BOWL GAME HISTORY

MIAMI IN BOWL GAMES (20-22)

BOWL	OPPONENT	W-L	SCORE	COACH	DATE	NOTES
1933	Palm Festival	Manhattan	W 7-0	Tom McCann	1/1/33	Cook's 3-yard TD run was lone score
1934	Palm Festival	Duquesne	L 7-33	Tom McCann	1/1/34	Duquesne scored 27 fourth-quarter points
1935	Orange	Bucknell	L 0-26	Irl Tubbs	1/1/35	Bucknell scored 19 second-half points
1946	Orange	Holy Cross	W 13-6	Jack Harding	1/1/46	Hudson 89-yard INT return capped upset of No. 16 HC
1951	Orange	Clemson	L 14-15	Andy Gustafson	1/1/51	Clemson safety in fourth quarter was go-ahead score
1952	Gator	Clemson	W 14-0	Andy Gustafson	12/2/52	Mallios scored both TDs in UM's win in 1951 rematch
1961	Liberty	Syracuse	L 14-15	Andy Gustafson	12/16/61	Up 14-0 at half, UM allowed 15 second-half points
1962	Gotham	Nebraska	L 34-35	Andy Gustafson	12/15/62	Lead changed hands six times before Nebraska won
1966	Liberty	Virginia Tech	W 14-7	Charlie Tate	12/10/66	Rallied from 7-0 halftime deficit for fourth bowl win
1967	Bluebonnet	Colorado	L 21-31	Charlie Tate	12/23/67	Colorado outscored Miami, 21-7, in second half
1981	Peach	Virginia Tech	W 20-10	Howard Schnellenberger	12/8/81	Jim Kelly (offense), Jim Burt (defense) named MOPs
1984	Orange	Nebraska	W 31-30	Howard Schnellenberger	12/2/84	Miami claimed first of five national championships
1985	Fiesta	UCLA	L 37-39	Jimmy Johnson	1/1/85	John Lee kicked FG 23-yard FG with 51 seconds left
1986	Sugar	Tennessee	L 7-35	Jimmy Johnson	1/1/86	After UM took 7-0 lead, UT scored final 35 points
1987	Fiesta	Penn State	L 10-14	Jimmy Johnson	12/2/87	Vinny Testaverde threw INT with 18 seconds to go
1988	Orange	Oklahoma	W 20-14	Jimmy Johnson	1/1/88	Miami collected second national championship
1989	Orange	Nebraska	W 23-3	Jimmy Johnson	12/8/89	Carlos Huerta booted three FGs in win
1990	Sugar	Alabama	W 33-25	Dennis Erickson	1/1/90	Miami's third national title — second in three years
1991	Cotton	Texas	W 46-3	Dennis Erickson	1/1/91	Canes' fourth consecutive bowl win
1992	Orange	Nebraska	W 22-0	Dennis Erickson	1/1/92	Miami claimed fourth national title in nine years
1993	Sugar	Alabama	L 13-34	Dennis Erickson	1/1/93	Loss snapped five-game bowl winning streak
1994	Fiesta	Arizona	L 0-29	Dennis Erickson	1/1/94	Shut out in bowl game for first time since 1935
1995	Orange	Nebraska	L 17-24	Dennis Erickson	1/1/95	Nebraska scored 15 fourth-quarter points
1996	Carquest	Virginia	W 31-21	Butch Davis	12/27/96	Win snapped three-game bowl losing streak
1998	Micron PC	N.C. State	W 46-23	Butch Davis	12/29/98	Scott Covington threw for 320 yards (MVP)
2000	Gator	Georgia Tech	W 28-13	Butch Davis	1/1/00	UM defense, MVP Nate Webster shut down GT offense
2001	Sugar	Florida	W 37-20	Butch Davis	12/2/01	Win wrapped up best season since 1994 (11-1)
2002	Rose	Nebraska	W 37-14	Larry Coker	1/3/02	Miami's fifth national title; first Rose Bowl victory
2003	Fiesta	Ohio State	L2OT 24-31	Larry Coker	1/3/03	34-game winning streak snapped
2004	Orange	Florida State	W 16-14	Larry Coker	12/2/04	Jarrett Payton (MVP) rushing for 131 yards
2004	Peach	Florida	W 27-10	Larry Coker	12/31/04	Devin Hester returned blocked FG 78 yards for TD
2005	Peach	LSU	L 3-40	Larry Coker	12/30/05	Worst bowl loss in program history
2006	MPC Computers	Nevada	W 21-20	Larry Coker	12/31/06	Kirby Freeman threw for 272 yards, added 3 TDs
2008	Emerald	California	L 17-24	Randy Shannon	12/27/08	Cal's Anthony Miller scored go-ahead TD in 4Q
2009	Champs Sports	Wisconsin	L 14-20	Randy Shannon	12/29/09	Wisconsin scored 20 unanswered points
2010	Sun	Notre Dame	L 17-33	Jeff Stoutland ¹	12/31/10	Miami trailed, 30-3, entering fourth quarter
2013	Russell Athletic	Louisville	L 9-36	Al Golden	12/28/13	Scored game's first points on safety
2014	Independence	South Carolina	L 21-24	Al Golden	12/27/14	Miami outgained South Carolina, 422-354
2015	Sun	Washington State	L 14-20	Larry Scott ¹	12/26/15	Canes' second half rally fell short
2016	Russell Athletic	West Virginia	W 31-14	Mark Richt	12/28/16	Miami held WVU to a season-low 229 yards
2017	Capital One Orange	Wisconsin	L 24-34	Mark Richt	12/30/17	UM makes first OB, "NY-6" appearance since 2004
2018	New Era Pinstripe	Wisconsin	L 3-35	Mark Richt	12/27/18	Canes play in first bowl game in NY since '62 Gotham

BOWL GAME RECORD BREAKDOWN

BY DATE

	W	L	PCT
Pre-New Year's Eve	4	11	.267
New Year's Eve	2	1	.667
New Year's Day	7	8	.467
Post-New Year's Day	7	2	.778

BY BOWL GAME

	W	L	PCT
Bluebonnet	0	1	.000
Cotton	1	0	1.000
Fiesta	0	4	.000
Emerald	0	1	.000
Gator	2	0	1.000
Gotham	0	1	.000
Liberty	1	1	.500
Independence	0	1	.000
MPC Computers	1	0	1.000
Orange	6	4	.600
Peach	2	1	.667
Palm Festival	1	1	.500
Pinstripe	0	1	.000
Rose	1	0	1.000
Russell Athletic	2	2	.500
Sugar	2	2	.500
Sun	0	2	.000

BY COACH

	W	L	PCT
Butch Davis	4	0	1.000
Howard Schnellenberger	2	0	1.000
Jack Harding	1	0	1.000
Larry Coker	4	2	.667
Dennis Erickson	3	3	.500
Tom McCann	1	1	.500
Mark Richt	1	2	.333
Charlie Tate	1	1	.500
Jimmy Johnson	2	3	.400
Andy Gustafson	1	3	.250
Irl Tubbs	0	1	.000
Jeff Stoutland	0	1	.000
Larry Scott	0	1	.000
Al Golden	0	2	.000
Randy Shannon	0	2	.000

BOWL GAME RECAPS

1933 PALM FESTIVAL

MIAMI 7, MANHATTAN 0
JANUARY 1, 1933 • MIAMI, FLA.

SCORING

Miami	0	0	0	7	7
Manhattan	0	0	0	0	0

UM Cook 3 run (Bates kick)

1934 PALM FESTIVAL

DUQUESNE 33, MIAMI 7
JANUARY 1, 1934 • MIAMI, FLA.

SCORING

Duquesne	0	0	6	27	33
Miami	0	0	0	7	7

DU Zaneski 1 run (kick failed)
 DU Zaneski 5 run
 UM Reichgott 4 pass from Ott (Petrowski kick)
 DU DeLuca 6 run (Niccolai kick)
 DU Baker 25 pass from DeLuca (Niccolai kick)
 DU DeLuca 30 pass from Strutt (Niccolai kick)

1935 ORANGE BOWL

BUCKNELL 26, MIAMI 0
JANUARY 1, 1935 • MIAMI, FLA.

SCORING

Bucknell	0	7	6	13	26
Miami	0	0	0	0	0

BU Smith 3 run (Dobie kick)
 BU Miller 4 run (kick failed)
 BU Smith 8 run (kick failed)
 BU Resnichak 10 run (Dobie kick)

1946 ORANGE BOWL

MIAMI 13, HOLY CROSS 6
JANUARY 1, 1946 • MIAMI, FLA.

SCORING

Miami	0	6	0	7	13
(16) Holy Cross	0	6	0	0	6

UM Krull 1 run (kick blocked)
 HC Brennan 16 pass from Kozlowski (kick failed)
 UM Hudson 89 interception return (Ghaul kick)

1951 ORANGE BOWL

CLEMSON 15, MIAMI 14
JANUARY 1, 1951 • MIAMI, FLA.

SCORING

(15) Miami	0	0	14	0	14
(10) Clemson	0	7	6	2	15

CU Cone 1 run (Radcliff kick)
 CU G. Smith 7 pass from Hair (kick failed)
 UM Mallios 5 run (Watson kick)
 UM F. Smith 14 pass from Hackett (Watson kick)
 CU Safety, F. Smith tackled in end zone by S. Smith

1952 GATOR BOWL

MIAMI 14, CLEMSON 0
JANUARY 2, 1952 • JACKSONVILLE, FLA.

SCORING

Miami	7	7	0	0	14
(19) Clemson	0	0	0	0	0

UM Mallios 11 run (Tremont kick)
 UM Mallios 2 run (Tremont kick)

1961 LIBERTY BOWL

SYRACUSE 15, MIAMI 14
DECEMBER 16, 1961 • MEMPHIS, TENN.

SCORING

Miami	6	8	0	0	14
(14) Syracuse	0	0	8	7	15

UM Vollenweider 12 run (kick failed)
 UM Spinelli 60 punt return (Miller pass from Mira)
 SU Davis 1 run (Easterly pass from Sarette)
 SU Easterly 7 pass from Sarette (Erickson kick)

1962 GOTHAM BOWL

NEBRASKA 36, MIAMI 34
DECEMBER 15, 1962 • NEW YORK, N.Y.

Played in freezing 17-degree weather in icy, snow-banked Yankee Stadium, the lead changed hands six times before Nebraska won 36-34. The Hurricanes rolled up 502 yards to Nebraska's 296 and had a 34-12 edge in first downs. UM quarterback **George Mira** shattered his UM passing record with 24 completions for 321 yards and two touchdowns, earning him MVP honors.



BOWL GAME RECAPS

SCORING

Miami	6	14	7	7	34
Nebraska	6	14	8	8	36

NEB	Thornton 1 run (run failed)
UM	Rizzo 10 pass from Mira (pass failed)
UM	Spinelli 30 pass from Mira (pass failed)
NEB	Ross 92 kickoff return (Johnson kick)
UM	Ryder 1 run (Ryder pass from Mira)
NEB	Eger 6 pass from Claridge (Johnson kick)
UM	Bennett 3 run (Wilson kick)
NEB	Thornton 1 run (Claridge kick)
NEB	Ross 1 run (Thornton run)
UM	Ryder 1 run (Wilson kick)

1966 LIBERTY BOWL

MIAMI 14, VIRGINIA TECH 7

DECEMBER 10, 1966 • MEMPHIS, TENN.

Playing in frigid 36-degree weather in Memphis, Miami found itself on the trailing end of a 7-0 score at halftime, but proved to be too powerful for Virginia Tech. Miami rallied for a seven-point deficit in the third period on a **Bill Miller** seven-yard TD pass to **Joe Mira**. UM marched to its winning TD in the fourth quarter. On the drive, Miller completed three passes to end **Jimmy Cox** (12, 11, and 38 yards), and **Doug McGee** barreled over from the one on fourth down with 8:05 left in the game. Miami's potent defense was led by All-American **Ted Hendricks**.

SCORING

(9) Miami	0	0	7	7	14
Virginia Tech	7	0	0	0	7

VT	Francisco 1 run (Utin kick)
UM	J. Mira 7 pass from Miller (Harris kick)
UM	McGee 1 run (Harris kick)

1967 BLUEBONNET BOWL

COLORADO 31, MIAMI 21

DECEMBER 23, 1967 • HOUSTON, TEXAS

In a wild scoring spectacle, Colorado won, 31-21, after the lead had changed hands five times at Rice Stadium. In the first quarter, CU's Larry Plantz scored from seven yards out, then Miami came back with **Joe Mira**'s score from the two. UM moved ahead moments later as **Jimmy Dye** stole a pass from **Dan Kelly** and ran 77 yards. A field goal by John Farler just before half, followed by an 80-yard TD march with the second half kickoff, put the Buffs

ahead, 17-14. UM regained the lead, 21-17, in the fourth on an 85-yard drive sparked by **Bill Miller**'s four completions to **Jerry Daanen**, the last one for a nine-yard TD. With six minutes left, CU surged ahead again on a 38-yard run by Bob Anderson.

SCORING

Miami	0	14	0	7	21
Colorado	7	3	7	14	31

CU	Plantz 7 run (Farler kick)
UM	Mira 2 run (Harris kick)
UM	Dye 77 pass interception return (Harris kick)
CU	Farler 31 FG
CU	B. Anderson 2 run (Bartelt kick)
UM	Daanen 9 pass from Miller (Harris kick)
CU	B. Anderson 38 run (Bartelt kick)
CU	Cooks 2 run (Farler kick)

1981 PEACH BOWL

MIAMI 20, VIRGINIA TECH 10

JANUARY 2, 1981 • ATLANTA, GA.

The Hurricanes embarked on their first postseason bowl appearance since 1967, squaring off against Virginia Tech on a clear Georgia day at Fulton County Stadium. **Howard Schnellenberger**'s troops set the pace early with two long scoring drives that proved to be the winning margin. UM took the opening kickoff 68 yards to paydirt, with QB **Jim Kelly** hitting **Larry Brodsky** on a 15-yard strike to culminate the nine-play drive. On Miami's third possession, Kelly connected through the air three times to spark a 10-play, 99-yard drive. **Chris Hobbs** did the honors with a 12-yard scamper up the middle to cap the drive. The Hokies closed the gap to 14-10 early in the second half, but two field goals by **Danny Miller** assured Miami of its first bowl victory since 1966. Kelly was selected the game's outstanding player on offense, while UM middle guard **Jim Burt** was named defensive MVP.

SCORING

(20) Miami	7	7	3	3	20
Virginia Tech	0	3	7	0	10

UM	Brodsky 15 pass from Kelly (Miller kick)
UM	Hobbs 12 run (Miller kick)
VT	Laury 42 FG
VT	Lawrence 1 run (Laury kick)
UM	Miller 31 FG
UM	Miller 37 FG

HISTORY

BOWL GAME RECAPS

NATIONAL CHAMPIONS

1984 ORANGE BOWL

MIAMI 31, NEBRASKA 30

JANUARY 2, 1984 • MIAMI, FLA.

UM ended a storybook climb to the national title by dealing Nebraska a 31-30 defeat. Miami QB **Bernie Kosar** earned MVP honors by throwing for a Orange Bowl-record 300 yards. Linebacker **Jack Fernandez** was named Defensive MVP as the Canes contained a Nebraska offense that had set numerous NCAA records. Late in the game, Jeff Smith set Nebraska up for the potential win with a 24-yard touchdown run to pull the Huskers to within one. Then, Nebraska lined up for a two-point attempt. Turner Gill rolled right under pressure and lofted a pass toward Smith, but UM strong safety **Kenny Calhoun** batted it away to seal the UM win.

SCORING

(5) Miami	17	0	14	0	31
(1) Nebraska	0	14	3	13	30

UM	Dennison 2 pass from Kosar (Davis kick)
UM	Davis 45 FG
UM	Dennison 22 pass from Kosar (Davis kick)
NEB	Steinkuhler 19 run (Livingston kick)
NEB	Gill 1 run (Livingston kick)
NEB	Livingston 34 FG
UM	Highsmith 1 run (Davis kick)
UM	Bentley 7 run (Davis kick)
NEB	Smith 1 run (Livingston kick)
NEB	Smith 24 run (pass failed)

1985 FIESTA BOWL

UCLA 39, MIAMI 37

JANUARY 1, 1985 • TEMPE, ARIZ.

The Hurricanes were dealt a narrow 39-37 defeat by the UCLA Bruins in the Fiesta Bowl to cap the 1984 season. The lead changed hands seven times before the Bruins' John Lee kicked the deciding field goal with 51 seconds remaining. **Melvin Bratton** had put Miami ahead on a 3-yard TD pass from **Bernie Kosar** with 2:58 left, giving UM a 37-36 advantage. The Bruins used eight plays to move 61 yards to the Canes seven, setting up Lee's heroics.

SCORING

(13) Miami	14	7	3	13	37
(14) UCLA	7	15	7	10	39

UCLA	Green 6 run (Lee kick)
UM	Oliver 34 run (Cox kick)
UM	Eddie Brown 68 punt return (Cox kick)
UM	Blades 48 pass from Kosar (Cox kick)
UCLA	Green 72 run (Lee kick)
UCLA	Safety, Shinnick tackled Tuten in end zone
UCLA	Lee 51 FG
UCLA	Lee 33 FG
UM	Cox 31 FG
UCLA	Sherrard 10 pass from Bono (Lee kick)
UCLA	Young 33 pass from Bono (Lee kick)
UM	Bratton 19 run (pass failed)
UM	Bratton 3 pass from Kosar (Cox kick)
UCLA	Lee 23 FG

1986 SUGAR BOWL

TENNESSEE 35, MIAMI 7

JANUARY 1, 1986 • NEW ORLEANS, LA.

Amid the revelry of New Orleans' Bourbon Street, the 1986 Sugar Bowl had it all. Miami, with one of the most dominant offenses in college football, was shooting for the national championship. The Volunteers, an underrated team who rolled into New Orleans with a hard-fought SEC title, were looking for the national respect they felt had eluded them. Tennessee used a solid offense and an opportunistic defense to down the second-ranked Canes. Despite constant pressure, **Vinny Testaverde** threw for 217 yards on 20 of 36 passing. UT QB Daryl Dickey, who earned MVP honors, finished with 131 yards on 15 of 25 passes.

SCORING

(2) Miami	7	0	0	0	7
(8) Tennessee	0	14	14	7	35

UM	Irvin 18 pass from Testaverde (Cox kick)
UT	Smith 6 pass from Dickey (Revez kick)
UT	McGee recovered fumble in end zone (Revez kick)
UT	Henderson 1 run (Revez kick)
UT	Powell 60 run (Revez kick)
UT	Wilson 6 run (Revez kick)

1987 FIESTA BOWL

PENN STATE 14, MIAMI 10

JANUARY 2, 1987 • TEMPE, ARIZ.

A national television audience watched the "Battle For No. 1" and the Hurricanes found themselves 77 yards from the national championship with just



BOWL GAME RECAPS

over three minutes left to play. **Vinny Testaverde** engineered a thrilling drive that included a 31-yard strike to **Brian Blades** on a 4th-and-6 play from Miami's own 27. The pass to Blades was the first of six consecutive completions by Testaverde that brought Miami to PSU's 6-yard line. However, with 18 seconds remaining, Pete Giftopoulos ended UM's drive for the national title by intercepting a Testaverde pass at the goal line. The Canes finished with 445 total yards and 22 first downs while holding PSU to Fiesta Bowl record-lows of 162 yards and just eight first downs. But seven turnovers tripped the Canes on the road to the national title.

SCORING

(1) Miami	0	7	0	3	10
(2) Penn State	0	7	0	7	14

UM	Bratton 1 run (Cox kick)
PSU	Shaffer 4 run (Manca kick)
UM	Selig 38 FG
PSU	Dozier 6 run (Manca kick)

UM	Bratton 30 pass from Walsh (Cox kick)
OU	Stafford 1 run (Lashar kick)
UM	Cox 56 FG
UM	Irvin 23 pass from Walsh (Cox kick)
UM	Cox 48 FG
OU	Hutson 29 run (Lashar kick)

1989 ORANGE BOWL

MIAMI 23, NEBRASKA 3

JANUARY 2, 1989 • MIAMI, FLA.

For the first time in four years, Miami was not playing for the national title in its New Year's bowl game. Moments before kickoff of the 55th annual Orange Bowl Classic vs. Nebraska, the Canes learned that the No. 1 ranked team, Notre Dame, had defeated West Virginia in the Fiesta Bowl. As the nation tuned in to the Orange Bowl, many felt the University of Miami would come out flat, knowing that all possibility of a repeat national title had been lost. UM showed its true mettle, dominating the Big Eight Champions on offense, defense and special teams from the opening kickoff. The statistics backed up the scoreboard as the Canes held a 212-29 advantage in total yards and an 11-2 edge in first downs.

SCORING

(6) Nebraska	0	0	3	0	3
(2) Miami	7	13	0	3	23

UM	Conley 22 pass from Walsh (Huerta kick)
UM	Huerta 18 FG
UM	Conley 42 pass from Walsh (Huerta kick)
UM	Huerta 37 FG
NEB	Barrios 50 FG
UM	Huerta 37 FG

NATIONAL CHAMPIONS

1988 ORANGE BOWL

MIAMI 20, OKLAHOMA 14

JANUARY 1, 1988 • MIAMI, FLA.

For the second time in five years, the Hurricanes were champions of the college football world. Just as they had done in 1983, the '87 Canes knocked off the nation's then No. 1-ranked team in the Orange Bowl Classic. The second-ranked Hurricanes capped the school's second straight undefeated regular season with a 20-14 victory over Oklahoma. Sophomore QB **Steve Walsh** hit on 18-of-30 passing for 209 yards and two touchdowns. Senior fullback **Melvin Bratton** nearly broke a UM single-game receiving mark by hauling in nine catches for 102 yards before leaving the game with a knee injury. **Bernard Clark** stepped into the spotlight at middle linebacker and walked away with the game's MVP award after recording 12 unassisted tackles and 14 overall stops, while the defense limited OU to just 255 yards in total offense.

SCORING

(1) Oklahoma	0	7	0	7	14
(2) Miami	7	0	10	3	20

NATIONAL CHAMPIONS

1990 SUGAR BOWL

MIAMI 33, ALABAMA 25

JANUARY 1, 1990 • NEW ORLEANS, LA.

Miami solidified its title of "Team of the '80s" with its third national championship in seven years by handing Alabama a 33-25 defeat in the USF&G Sugar Bowl. Miami closed out its scoring by capitalizing on a **Charles Pharms** interception with an 88-yard drive that **Craig Erickson** finished off by finding tight end Randy Bethel open for a 12-yard touchdown reception. The Tide managed one more touchdown and two-point conversion with

BOWL GAME RECAPS

a minute remaining.

SCORING

(2) Miami	7	13	6	7	33
(7) Alabama	0	17	0	8	25

UM	McGuire 3 run (Huerta kick)
UA	Battle 4 pass from Hollingsworth (Doyle kick)
UM	Carroll 19 pass from Erickson (kick blocked)
UA	Doyle 45 FG
UM	Johnson 3 run (Huerta kick)
UA	Russell 7 pass from Hollingsworth (Doyle kick)
UM	Chudzinski 11 pass from Erickson (conversion failed)
UM	Bethel 12 pass from Erickson (Huerta kick)
UA	Wimbley 9 pass from Hollingsworth (Russell pass to Hollingsworth)

1991 COTTON BOWL

MIAMI 46, TEXAS 3

JANUARY 1, 1991 • DALLAS, TEXAS

Fourth-ranked Miami won its fourth consecutive bowl game in dominating fashion over No. 3-ranked Texas, 46-3, the most lopsided score in Cotton Bowl history. The Miami defense held Texas to minus-four yards total offense in the first stanza.

Craig Erickson, the game's outstanding offensive player, completed 17-of-26 passes for 272 yards and set a Cotton Bowl record with four TDs. **Russell Maryland**, the game's outstanding defensive player, had nine tackles and three sacks. Miami's defense set a Cotton Bowl mark with nine sacks and **Carlos Huerta's** 50-yard field goal tied a Cotton Bowl record.

SCORING

(4) Miami	12	7	14	13	46
(3) Texas	0	3	0	0	3

UM	Huerta 28 FG
UM	Huerta 50 FG
UM	Carroll 12 pass from Erickson (pass failed)
UT	Pollak 29 FG
UM	Carroll 24 pass from Erickson (Huerta kick)
UM	D. Smith 34 interception return (Huerta kick)
UM	Hill 48 pass from Erickson (Huerta kick)
UM	Bethel 4 pass from Erickson (kick failed)
UM	Conley 26 run (Huerta kick)

NATIONAL CHAMPIONS

1992 ORANGE BOWL

MIAMI 22, NEBRASKA 0

JANUARY 1, 1992 • MIAMI, FLA.

The No. 1-ranked Hurricanes capped a 12-0 season and claimed their fourth national championship in nine years by dominating the Big Eight Champion Nebraska Cornhuskers, 22-0, in front of an Orange Bowl crowd of 77,747. Miami used the running of **Larry Jones**, who responded with a career-high 144 yards rushing (earning him MVP honors) and a dominating defense to roll to victory. Miami played with the knowledge that earlier that day the No. 2-ranked Washington Huskies had soundly defeated the Michigan Wolverines in the Rose Bowl, and would ultimately claim a co-national championship with the Hurricanes. The Miami defense held Nebraska to a single yard of offense in the first quarter and 62 total in the first half en route to its second shutout of the year. For the game, UM recorded two interceptions, two fumble recoveries and five sacks, four by sophomore **Rusty Medearis**.

SCORING

(1) Miami	13	0	9	0	22
(11) Nebraska	0	0	0	0	0

UM	Williams 8 pass from Torretta (Huerta kick)
UM	Huerta 24 FG
UM	Huerta 24 FG
UM	L. Jones 1 run (2-point conversion failed)
UM	Huerta 54 FG

1993 SUGAR BOWL

ALABAMA 34, MIAMI 13

JANUARY 1, 1993 • NEW ORLEANS, LA.

The No. 1-ranked Hurricanes' dream of a second consecutive national championship and an unprecedented fifth title in 10 years ended with a 34-13 defeat at the hands of No. 2-ranked Alabama. **Gino Torretta** set a UM bowl record with 56 pass attempts, throwing for 278 yards on 24-of-56 passing, but had no TDs and three picks. A bright spot in the second half for Miami was **Kevin Williams'** Sugar Bowl-record 78-yard punt return for a touchdown in the fourth quarter.



BOWL GAME RECAPS

SCORING

(1) Miami	3	3	0	7	13
(2) Alabama	3	10	14	7	34

UA	Proctor 19 FG
UM	Prewitt 49 FG
UA	Proctor 23 FG
UA	Williams 2 rush (Proctor kick)
UM	Prewitt 42 FG
UA	Lassic 1 rush (Proctor kick)
UA	Teague 31 interception return (Proctor kick)
UM	Kevin Williams 78 punt return (Prewitt kick)
UA	Lassic 4 rush (Proctor kick)

1994 FIESTA BOWL

ARIZONA 29, MIAMI 0

JANUARY 1, 1994 • TEMPE, ARIZ.

The No. 10-ranked Hurricanes fell victim to the No. 16 Arizona Wildcats, 29-0, in the 23rd annual IBM OS/2 Fiesta Bowl before a sellout crowd of 72,260 and a national television audience. The Wildcats used a strong ground attack and stifling defense to hand the Canes their first shutout since 1979, a span of 168 games. It was also the first time that Miami had been shutout in a bowl game since a 26-0 loss to Bucknell in the 1935 Orange Bowl. The only bright spot for the Canes was receiver **Chris T. Jones**, who had six receptions for 98 yards.

SCORING

(10) Miami	0	0	0	0	0
(16) Arizona	9	7	6	7	29

UA	Dickey 13 pass from White (kick blocked)
UA	McLaughlin 39 FG
UA	Levy 68 rush (McLaughlin kick)
UA	McLaughlin 31 FG
UA	McLaughlin 21 FG
UA	Dickey 14 pass from White (McLaughlin kick)

1995 ORANGE BOWL

NEBRASKA 24, MIAMI 17

JANUARY 1, 1995 • MIAMI, FLA.

The third-ranked Hurricanes' dream of a fifth national title was dashed in front of a record crowd of 81,753 as the top-ranked Nebraska Cornhuskers overcame a 17-9 deficit with two fourth quarter touchdowns to propel them to a 24-17 victory and the 1994 national championship. Nebraska's defense took control after halftime by putting relentless

pressure on Miami QB **Frank Costa** and sacking him four times in the half (five times in the game), including one for a safety early in the third quarter. Miami's defense came up big, forcing two Nebraska turnovers. But Nebraska and its bruising offensive line controlled the final quarter of play.

SCORING

(3) Miami	10	0	7	0	17
(1) Nebraska	0	7	2	15	24

UM	Prewitt 44 FG
UM	T. Jones 35 pass from Costa (Prewitt kick)
NEB	Gilman 19 pass from Berringer (Sieler kick)
UM	J. Harris 44 pass from Costa (Prewitt kick)
NEB	Safety, Harris tackled Costa in end zone
NEB	Schlesinger 15 run (Alford pass from Frazier)
NEB	Schlesinger 14 run (Sieler kick)

1996 CARQUEST BOWL

MIAMI 31, VIRGINIA 21

DECEMBER 27, 1996 • MIAMI, FLA.

Miami won the 1996 Carquest Bowl in entertaining fashion with a 31-21 triumph over Virginia. Defensive standout **Tremain Mack** provided the fireworks with a pair of Miami touchdowns. Mack, who was a unanimous choice for game MVP, returned a UVA fumble 79 yards for a touchdown to give UM a 14-0 first quarter lead. Mack then gave the Canes an insurmountable 24-7 lead when he picked off Cavalier QB Tim Sherman in the second quarter and raced 42 yards to paydirt. Mack continued his heroics in the third quarter by blocking a Rafeal Garcia 29-yard field goal attempt, the first of two blocked FGs by the Canes. **Ryan Clement** ignited the Hurricane offense throwing for a career-best 274 yards on 16-of-26 passing with one touchdown.

SCORING

(19) Miami	14	10	0	7	31
Virginia	7	0	7	7	21

UM	Green 70 pass from Clement (Crosland kick)
UM	Mack 79 fumble return (Crosland kick)
UVA	Crowell 29 pass from Brooks (Garcia kick)
UM	Crosland 20 FG
UM	Mack 42 interception return (Crosland kick)
UVA	Brooks 1 rush (Garcia kick)
UM	T. Jones 2 rush (Crosland kick)
UVA	T. Jones 3 rush (Garcia kick)

HISTORY



BOWL GAME RECAPS

1998 MICRON PC BOWL

MIAMI 46, NC STATE 23

DECEMBER 29, 1998 • MIAMI, FLA.

No. 24 Miami defeated NC State, 46-23, at the 1998 Micron PC Bowl. **Scott Covington** earned game MVP honors, finishing with 320 yards passing and two touchdowns on a 17-of-24 performance. His favorite target was **Santana Moss**, who had five catches for 141 yards including an 80-yard touchdown pass. **Edgerrin James** led the ground attack with 156 yards on 20 carries. UM's offense set a bowl record with 594 total yards. The defense made six tackles for loss and set a Micron PC bowl record with five interceptions. Linebacker **Dan Morgan** made 12 tackles and a forced fumble.

SCORING

(24) Miami	14	13	3	16	46
NC State	7	3	7	6	23

UM	King 4 pass from Covington (Crosland kick)
NCS	Barnette 1 rush (Deskevich kick)
UM	James 5 rush (Crosland kick)
UM	Moss 80 pass from Covington (kick blocked)
NCS	Deskevich 28 FG
UM	James 2 rush (Crosland kick)
UM	Crosland 31 FG
NCS	Spikes 30 rush (Deskevich kick)
UM	Jackson 13 rush (pass failed)
UM	Jackson 25 rush (Crosland kick)
NCS	Coleman 7 pass from Barnette (rush failed)
UM	Gaitan 29 FG

2000 GATOR BOWL

MIAMI 28, GEORGIA TECH 13

JANUARY 1, 2000 • JACKSONVILLE, FLA.

No. 23 Miami routed No. 15 Georgia Tech, 28-13, behind a dominating defensive performance that held a Yellow Jackets' offense ranked second nationally in scoring with an average of 40.7 points a game to a season-low 13 points. The Hurricanes struck on their opening possession with an eight-yard **James Jackson** touchdown run. Miami then took a 14-point lead early in the second quarter when sophomore QB **Kenny Kelly** capped a 73-yard drive with a 15-yard touchdown strike to **Andre King**. Following a Tech score, freshman All-America RB **Clinton Portis** set a UM bowl record with a 73-yard touchdown run to give the Canes a 21-7 halftime lead. Georgia Tech could only muster a pair

of second half field goals as the UM defense, behind the play of Gator Bowl MVP **Nate Webster**, shut down the Yellow Jackets' attack.

SCORING

(23) Miami	7	14	0	7	28
(15) Georgia Tech	7	6	0		13
UM	Jackson 8 run (Crosland kick)				
UM	King 15 pass from Kelly (Crosland kick)				
GT	Hamilton 17 run (Manger kick)				
UM	Portis 73 run (Crosland kick)				
GT	Manger 25 FG				
GT	Manger 36 FG				
UM	Wayne 17 pass from Dorsey (Crosland kick)				

2001 SUGAR BOWL

MIAMI 37, FLORIDA 20

JANUARY 2, 2001 • NEW ORLEANS, LA.

Second-ranked Miami defeated No. 7 Florida, 37-20, in the Nokia Sugar Bowl to wrap up the Hurricanes' best season since 1994 at 11-1 and second in the national rankings. The Canes led, 27-20, with 12:50 remaining when UM turned to running back **Clinton Portis**, who finished with 97 yards on 18 carries. On the first play of the ensuing possession, CB **Phillip Buchanon** picked off Rex Grossman to set up a 3-yard touchdown run by **Najeh Davenport** that gave Miami control. QB **Ken Dorsey** was named the game's Most Valuable Player, completing 22-of-40 passes for 270 yards and three TDs.

SCORING

(2) Miami	10	3	14	10	37
(7) Florida	7	3	7	3	20

UF	Wells 23 pass from Grossman (Chandler kick)
UM	Sievers 44 FG
UM	Shockey 8 pass from Dorsey (Sievers kick)
UM	Sievers 29 FG
UF	Chandler 51 FG
UF	Graham 36 run (Chandler kick)
UM	Williams 19 pass from Dorsey (Sievers kick)
UM	Davenport 2 pass from Dorsey (Sievers kick)
UF	Chandler 26 FG
UM	Sievers 29 FG
UM	Davenport 3 run (Sievers kick)



BOWL GAME RECAPS

NATIONAL CHAMPIONS

2002 ROSE BOWL

MIAMI 37, NEBRASKA 14

JANUARY 3, 2002 • PASADENA, CALIF.

Miami lowered the boom on the Nebraska Cornhuskers in a decisive 37-14 victory in the 88th Rose Bowl game for the National Championship. Miami's 12-0 season was capped by a performance indicative of much of the Hurricanes' season, as UM piled up a huge halftime lead and cruised to the victory. The top-ranked Hurricanes used three touchdown passes by **Ken Dorsey** to build a big early lead.

Andre Johnson caught seven passes for 199 yards and two scores for the Hurricanes, who laid claim to their first national title since 1991. Dorsey and Johnson shared MVP honors and were helped by **Clinton Portis**, who carried 20 times for 104 yards and a score. Dorsey completed 22-of-35 passes for 362 yards, including 258 in the first half.

SCORING

(1) Miami	7	27	0	3	37
(4) Nebraska	0	0	7	7	14

UM	Johnson 49 pass from Dorsey (Sievers kick)
UM	Portis 39 run (Sievers kick)
UM	Lewis 47 interception return (Sievers kick)
UM	Shockey 21 pass from Dorsey (kick failed)
UM	Johnson 8 pass from Dorsey (Sievers kick)
NU	Davies 16 run (Brown kick)
NU	Groce 71 punt return (Brown kick)
UM	Sievers 37 FG

2003 FIESTA BOWL

OHIO STATE 31, MIAMI 24 (2OT)

JANUARY 3, 2003 • TEMPE, ARIZ.

Miami's 34-game winning streak came to an end as Ohio State defeated the Hurricanes 31-24 in double overtime to win the Fiesta Bowl and the BCS National Championship. Maurice Clarett scored his second touchdown on a five-yard run in the second overtime. Craig Krenzel had a pair of touchdown runs for the Buckeyes (14-0), who ended Miami's winning streak -- the sixth-longest in college football history -- in a game of high drama that was prolonged by a controversial pass interference call. It was the first-ever overtime in a BCS title game, despite Miami turning the ball over five times and losing **Willis McGahee** to a knee injury in the fourth quarter. On

the final play of regulation, **Todd Sievers** kicked a 40-yard field goal to tie it at 17-17. **Kellen Winslow Jr.** caught a seven-yard TD pass from **Ken Dorsey** in the first overtime. On 4th-and-goal from the 5, **Glenn Sharpe** batted away a pass intended for Chris Gamble. Miami began its celebration, but Sharpe was flagged for pass interference. Krenzel then scored on a one-yard run and Miami was stopped in the second overtime.

SCORING

(2) Ohio State	0	14	3	0	14	31
(1) Miami	7	0	7	3	7	24

UM	Parrish 25 pass from Dorsey (Sievers kick)
OSU	Krenzel 1 run (Nugent kick)
OSU	Clarett 1 run (Nugent kick)
OSU	Nugent 44 FG
UM	McGahee 9 run (Sievers kick)
UM	Sievers 40 FG
UM	Winslow 7 pass from Dorsey (Sievers kick)
OSU	Krenzel 1 run (Nugent kick)
OSU	Clarett 5 run (Nugent kick)

2004 FEDEX ORANGE BOWL

MIAMI 16, FLORIDA STATE 14

JANUARY 2, 2004 • MIAMI, FLA.

Ninth-ranked Miami used all its energy to take a tense 16-14 victory over eighth-ranked Florida State in the FedEx Orange Bowl at Pro Player Stadium, riding big performances by **Jarrett Payton** and **Jon Peattie** and a big play by **D.J. Williams**. The Hurricanes (11-2) defeated the Seminoles (10-3) for the fifth straight time, benefiting from a crucial missed field goal for the fifth time in the scintillating series since 1991. Xavier Beitia, who was wide left on a potential game-winning 43-yard field goal in the previous year's loss at Miami, was wide right on a 39-yarder with five and a half minutes to go. Payton, who victimized FSU for 97 yards and a TD catch in a win in October, ran for 131 on 22 carries to earn MVP honors. Peattie's career-best 51-yard field goal early in the third quarter was the only scoring in a grueling second half.

SCORING

(9) Miami	3	10	3	0	16
(8) Florida State	0	14	0	0	14



BOWL GAME RECAPS

- UM Peattie 32 FG
- FSU Booker 9 pass from Rix (Beitia kick)
- FSU Henshaw 7 pass from Rix (Beitia kick)
- UM T. Moss 3 run (Peattie kick)
- UM Peattie 44 FG
- UM Peattie 51 FG

2004 CHICK-FIL-A PEACH BOWL

MIAMI 27, FLORIDA 10

DECEMBER 31, 2004 • ATLANTA, GA.

The Miami Hurricanes settled for the state title in the Chick-fil-A Peach Bowl. **Devin Hester** returned a blocked field goal 78 yards for a touchdown, **Roscoe Parrish** returned a punt 72 yards for a score and the No. 14 Hurricanes beat No. 20 Florida, 27-10, at the Georgia Dome. UM earned a third consecutive "state title" by beating Florida and Florida State in the same season and extended its winning streak against the Gators to six games. **Brock Berlin** finished 13-of-23 for 171 yards. Miami's special teams and defense did the most damage on New Year's Eve. After a blocked punt, UM's **Thomas Carroll** blocked Matt Leach's 32-yard field goal try. Hester picked up the loose ball and sprinted the other way for a score. **Jon Peattie** also nailed a 47-yarder to give the Canes a 10-3 lead. Miami forced Florida to punt on the ensuing possession, and Parrish caught the linedrive kick and ran untouched up the seam for a 72-yard score.

SCORING

(20) Florida	0	3	7	0	10
(14) Miami	7	10	7	3	27

- UM Hester 78 blocked field goal return (Peattie kick)
- UF Leach 34-yard field goal
- UM Peattie 47-yard field goal
- UM Parrish 72 punt return (Peattie kick)
- UM Moore 20 pass from Berlin (Peattie kick)
- UF Cornelius 45 pass from Leak (Leach kick)
- UM Peattie 32-yard field goal

2005 CHICK-FIL-A PEACH BOWL

LSU 40, MIAMI 3

DECEMBER 30, 2005 • ATLANTA, GA.

Making his first-career start, Matt Flynn threw for two touchdowns as No. 10 LSU defeated No. 9 Miami, 40-3, in the Chick-fil-A Peach Bowl. Flynn spearheaded a 17-point outburst in the second quarter with touchdown passes of 51 yards and four

yards that gave the Tigers (11-2) a 20-3 advantage at the break. He completed 13-of-22 passes for 196 yards without a turnover. On Miami's first possession, **Devin Hester** lined up at tailback and receiver and also took a direct snap at quarterback. Hester had two catches for 40 yards and six carries for 24 yards. Hester had a 24-yard run on the possession to set up a field goal. **Jon Peattie** kicked a 21-yard field goal to open the scoring in the first quarter for Miami.

SCORING

(9) Miami	3	0	0	0	3
(10) LSU	3	17	14	6	40

- UM Peattie 21 FG
- LSU Jackson 37 FG
- LSU Davis 51 pass from Flynn (David kick)
- LSU Jackson 47 FG
- LSU Addai 4 pass from Flynn (David kick)
- LSU Addai 6 run (David kick)
- LSU Hester 1 run (David kick)
- LSU David 35 FG
- LSU Jackson 50 FG

2006 MPC COMPUTERS BOWL

MIAMI 21, NEVADA 20

DECEMBER 31, 2006 • BOISE, IDAHO

Kirby Freeman threw for 272 yards and two long touchdowns and ran for another score, **Chavez Grant** made a game-saving interception with 18 seconds left and the Hurricanes sent departing coach **Larry Coker** out with a dramatic 21-20 win over Nevada in the MPC Computers Bowl. Freeman threw a 78-yard touchdown pass to **Sam Shields** with 5:59 left in the third quarter to break what was a 14-14 tie and put the Hurricanes (7-6) ahead for good. Freeman also had a 52-yard pass to **Ryan Moore** late in the first half. Shields caught four passes for 101 yards for Miami, while Moore made only two catches, but finished with 96 yards for the Hurricanes.

SCORING

Miami	7	7	7	0	21
Nevada	2	9	3	6	20



BOWL GAME RECAPS

UM	Freeman 1 run (Peattie kick)
NEV	Team safety (Freeman intentional grounding EZ)
NEV	Mitchell 27 from Rowe (Rowe run failed)
UM	R. Moore 52 from Freeman (Peattie kick)
NEV	Jaekle 33 FG
NEV	Jaekle 31 FG
UM	Shields 78 pass from Freeman (Peattie kick)
NEV	Jaekle 44 FG
NEV	Jaekle 40 FG

2008 EMERALD BOWL

CAL 24, MIAMI 17

DECEMBER 27, 2008 • SAN FRANCISCO, CALIF.

Zack Follett forced a fumble by **Jacory Harris** deep in

Miami territory with 3:28 left and Anthony Miller scored the go-ahead touchdown on his first career catch moments later in California's 24-17 victory in the Emerald Bowl. Jahvid Best rushed for a bowl-record 186 yards and two touchdowns, yet the Golden Bears (9-4) still needed a big defensive play and an unlikely hero to hold off the Hurricanes (7-6) in front of a Bay Area crowd teeming with screaming Cal fans. Harris played well in the freshman's second career start, going 25-of-41 for 194 yards and two TDs. **LaRon Byrd** and **Thearon Collier** caught Harris' scoring passes for Miami, which tied it on **Matt Boshers**' 22-yard field goal with 9:13 to play.

SCORING

Miami	0	7	7	3	17
Cal	14	0	3	7	24

CAL	Best 1 run (Tavecchio kick)
CAL	Best 42 run (Tavecchio kick)
UM	Byrd 9 pass from Harris (Bosher kick)
UM	Collier 6 pass from Harris (Bosher kick)
CAL	Tavecchio 23 FG
UM	Bosher 22 FG
CAL	Miller 2 pass from Longshore (Tavecchio kick)

2009 CHAMPS SPORTS BOWL

WISCONSIN 20, MIAMI 14

DECEMBER 30, 2009 • ORLANDO, FLA.

John Clay had 121 yards rushing and two touchdowns, powering No. 24 Wisconsin past No. 14 Miami 20-14 in the Champs Sports Bowl. Scott Tolzien threw for 260 yards and Montee Ball added

61 yards rushing for the Badgers. Miami's **Jacory Harris** struggled before throwing a touchdown pass to **Thearon Collier** with 1:22 remaining. The Hurricanes recovered the onside kick, but Harris threw incomplete on fourth down to end any hope of a comeback. Harris, who threw for 188 yards, was slowed by an injured right thumb, a brace around his left leg and a Badgers team that smothered him with five sacks. Wisconsin's running game helped it hold the ball for nearly 40 minutes, leaving little time for Miami to work.

SCORING

(15) Miami	7	0	0	7	14
(25) Wisconsin	7	10	0	3	20

UM	Cooper 16 run (Bosher kick)
UW	Clay 3 run (Welch kick)
UW	Clay 3 run (Welch kick)
UW	Welch 37 FG
UW	Welch 29 FG
UM	Collier 14 pass from Harris (Bosher kick)

2010 HYUNDAI SUN BOWL

NOTRE DAME 33, MIAMI 17

DECEMBER 31, 2010 • EL PASO, TEXAS

Freshman QB Tommy Rees passed for 201 yards and two touchdowns to Michael Floyd as Notre Dame beat Miami, 33-17, in the Sun Bowl. Notre Dame (8-5) reached the end zone on three of its first four possessions. The Hurricanes trailed, 30-3, going into the fourth quarter. Miami scored twice in the fourth quarter when **Stephen Morris** threw a 6-yard TD pass to **Leonard Hankerson** and a 42-yard scoring play to **Tommy Streeter**, but it was too late by then. The Canes trailed, 27-0, late in the first half and the player with the most catches from a Hurricane quarterback was Irish safety Harrison Smith, who intercepted three passes.

SCORING

Notre Dame	14	13	3	3	33
Miami	0	3	0	14	17

HISTORY



BOWL GAME RECAPS

ND Floyd 3 pass from Rees (Ruffer kick)
 ND Floyd 34 pass from Rees (Ruffer kick)
 ND Wood 34 run (Ruffer kick)
 ND Ruffer 40 FG
 ND Ruffer 50 FG
 UM Boshier 47 FG
 ND Ruffer 19 FG
 UM Hankerson 6 pass from Morris (Boshier kick)
 UM Streeter 42 pass from Morris (Boshier kick)
 ND Tausch 34 FG

2013 RUSSELL ATHLETIC BOWL

LOUISVILLE 36, MIAMI 9

DECEMBER 28, 2013 • ORLANDO, FLA.

Teddy Bridgewater threw three touchdowns and ran for another score to lead No. 18 Louisville to a 36-9 win over future ACC rival Miami. Bridgewater threw for a career-high 447 yards on 35-of-45 passing. Miami opened the game with a bang, as **Deon Bush** sacked Bridgewater in the end zone for a safety. After that, Louisville reeled off 36 unanswered points. Freshman RB **Gus Edwards** rushed for a team-high 38 yards and a touchdown, while QB **Stephen Morris** completed 12-of-27 passes for 160 yards and was sacked four times in his final game in a Miami uniform.

SCORING

Miami	2	0	0	7	9
(18) Louisville	6	16	7	7	36

UM Bush safety
 UL Wallace 36 FG
 UL Wallace 43 FG
 UL Wallace 42 FG
 UL Parker 26 pass from Bridgewater (Wallace kick)
 UL Harris 12 pass from Bridgewater (Wallace kick)
 UL Perry 24 pass from Bridgewater (Wallace kick)
 UL Bridgewater 1 run (Wallace kick)
 UM Edwards 2 run (Goudis kick)

2014 INDEPENDENCE BOWL

SOUTH CAROLINA 24, MIAMI 21

DECEMBER 27, 2014 • SHREVEPORT, LA.

Duke Johnson rushed for 132 yards and added another 51 yards on five receptions but Miami fell to South Carolina, 24-21, in the Duck Commander Independence Bowl. Johnson's performance tied him with Clinton Portis and Edgerin James for the most career 100-yard games with 14. Miami's **Brad**

Kaaya threw for 236 yards, one touchdown and one interception.

SCORING

Miami	3	3	8	7	21
South Carolina	0	17	0	7	24

UM Badgley 27 FG
 UM Badgley 26 FG
 SC Cooper 78 pass from Thompson (Fry kick)
 SC Davis 15 pass from Thompson (Fry kick)
 SC Fry 32 FG
 UM Edwards 3 run (Lewis pass from Kaaya)
 SC Thompson 2 run (Fry kick)
 UM Dorsett 11 pass from Kaaya (Badgley kick)

2015 HYUNDAI SUN BOWL

WASHINGTON STATE 20, MIAMI 14

DECEMBER 26, 2015 • EL PASO, TEXAS

Luke Falk threw two touchdown passes to lead Washington State to a 20-14 victory over Miami in the snowy Sun Bowl. Washington State led 20-7 at the half and looked in total control, limiting Miami to three first downs over the second and third quarters. The Hurricanes rallied in a blizzard in the fourth. **Braxton Berrios'** 60-yard end-around run set up **Mark Walton's** 5-yard scoring run that cut it to 20-14 with 13:10 left. The Cougars, the top passing team in the nation during the regular season, were shut out in the second half, leaving it to their defense to wrap up the victory. After a Cougars punt, the Hurricanes were at the Washington State 28, but an end-over-end halfback pass from **Joe Yearby** was intercepted by Shalom Lunai with 2:58 to play to seal it for Washington State. **Brad Kaaya** was 17-of-30 for 219 yards with one interception. He appeared to give the Hurricanes a 14-7 lead in the second quarter when he connected in the end zone with receiver **Rashawn Scott**, but the ball came out of Scott's hands and was intercepted by Peyton Pelluer.

SCORING

Miami	7	0	0	7	14
Washington St.	7	13	0	0	20

WSU Morrow 31 pass from Falk (Powell kick)
 UM Coley 4 pass from Kaaya (Badgley kick)
 WSU Powell 30 FG
 WSU Marks 25 pass from Falk (Powell kick)
 WSU Powell 25 FG
 UM Walton 5 run (Badgley kick)

HISTORY



BOWL GAME RECAPS

2016 RUSSELL ATHLETIC BOWL

MIAMI 31, WEST VIRGINIA 14

DECEMBER 28, 2016 • ORLANDO, FLA.

In dire need of some offense and with his team trailing West Virginia early in the Russell Athletic Bowl, University of Miami head coach Mark Richt called a simple hitch route to open the Hurricanes' seventh offensive series. Freshman wide receiver **Ahmmon Richards** caught a pass and blew by four defenders for a 51-yard touchdown, jumpstarting a dominant stretch by Russell Athletic Bowl MVP **Brad Kaaya** that propelled Miami to its first bowl win since 2006, 31-14 over West Virginia. After Kaaya hit Richards, 48,625 fans watched the junior complete 18 of his next 20 passes, a streak that included a Miami bowl record-tying four touchdown passes. The Hurricanes (9-4) offense had strung together six straight three-and-outs and totaled just 31 yards over their first six drives, but something clicked for Miami after the Richards touchdown. Miami scored points on five straight possessions, including touchdown passes from Kaaya to **Malcolm Lewis**, **Braxton Berrios** and **David Njoku**. Kaaya's four touchdown passes matched Craig Erickson's performance in the 1991 Cotton Bowl.

SCORING

West Virginia	7	0	7	0	14
Miami	0	21	10	0	31

WVU	McKoy 6 run (Molina kick)
UM	Richards 51 pass from Kaaya (Badgley kick)
UM	Lewis 3 pass from Kaaya (Badgley kick)
UM	Berrios 26 pass from Kaaya (Badgley kick)
UM	Njoku 23 pass from Kaaya (Badgley kick)
WVU	Howard 4 run (Molina kick)
UM	Badgley 30 FG

2017 CAPITAL ONE ORANGE BOWL

WISCONSIN 34, MIAMI 24

DECEMBER 30, 2017 • MIAMI GARDENS, FLA.

In a battle of two teams with outstanding defenses, few could have predicted a game that would feature 58 combined points scored. But an unexpected back-and-forth shootout is exactly what happened at Hard Rock Stadium, as the No. 6 Wisconsin Badgers outscored the No. 10 Miami Hurricanes, 34-24, to win the 2017 Capital One Orange Bowl. Miami (10-3, 7-1 ACC) entered the

game looking to run the ball effectively and limit the Wisconsin (13-1, 12-0 Big Ten) ground game and they accomplished both. The Hurricanes totaled 377 yards of offense, including 174 rushing yards. The Badgers had allowed 150 rushing yards or fewer in 12 of 14 games this season. The Canes also held Wisconsin to just 142 rushing yards after the Badgers averaged 229 rushing yards per game this season. But Miami could not find a solution for Wisconsin quarterback Alex Hornibrook, who threw for 258 yards and four touchdowns en route to game MVP honors. **DeeJay Dallas** and **Travis Homer** each scored rushing touchdowns for the Hurricanes, while **Lawrence Cager** hauled in a 38-yard scoring strike. The loss dropped Miami's all-time Orange Bowl record to 6-4.

SCORING

Wisconsin	3	21	3	7	34
Miami	14	0	7	3	24

WIS	Gaglianone 35 FG
UM	Homer 5 run (Badgley kick)
UM	Dallas 39 run (Badgley kick)
WISC	Davis 20 pass from Hornibrook (Gaglianone kick)
WISC	Taylor 16 pass from Hornibrook (Gaglianone kick)
WISC	Davis 5 pass from Hornibrook (Gaglianone kick)
UM	Cager 38 pass from Rosier (Badgley kick)
WISC	Gaglianone 47 FG
UM	Badgley 41 FG
WISC	Davis 6 pass from Hornibrook (Gaglianone kick)

2018 NEW ERA PINSTRIPE BOWL

WISCONSIN 35, MIAMI 3

DECEMBER 27, 2018 • NEW YORK, N.Y.

The Canes faced the Badgers in a bowl game for the second straight year and were hungry to avenge their 2017 loss to Wisconsin in the Capital One Orange Bowl. But Badgers' All-American running back Jonathan Taylor posted a 205-yard rushing performance and Wisconsin's defense forced five turnovers to ensure a 35-3 victory at Yankee Stadium. The Badgers wasted little time showing they meant business, driving 65 yards in just 3:04 to take a lead in the first quarter. UW doubled its momentum when the Badgers' Eric Burrell picked off Miami quarterback **Malik Rosier** on the Canes' first play from scrimmage and returned the ball to the UM 7. One play later, Taylor made it 14-0. The Canes continued to shine defensively. With their second sack of the

BOWL GAME RECAPS

night, a four-yard loss by **Michael Pinckney**, Miami set the single-season record for tackles for loss in a season. The Canes finished with 10 tackles for loss on the night and closed out the season with a school record 136 TFLs. Miami's previous record of 130 was set in 1999.

SCORING

Miami	3	0	0	0	3
Wisconsin	14	0	7	14	35

UW Pryor 35 pass from Coan (Gaglianone kick)

UW Taylor 7 run (Gaglianone kick)

UM Baxa 33 yd field goal

UW Ingold 2 run (Gaglianone kick)

UW Coan 7 run (Gaglianone kick)

UW Deal 1 run (Gaglianone kick)


COLLEGE AND PRO FOOTBALL HALLS OF FAME



JIM OTTO

PRO FOOTBALL HALL OF FAME INDUCTEE (1980)
CENTER (1957-59)

The Wausau, Wis., native was awarded the NFL's most prestigious honor his first year of eligibility in 1980 and was the first Hurricanes player so honored...a two-year starter for the Hurricanes (1958-59), Otto went on to one of the most prolific careers in the history of pro football...made his jersey number 00 famous through 210 consecutive starts and 308 total games (both team records) for the AFL and NFL Oakland Raiders...earned All-Pro all 10 seasons of the AFL's existence (1960-69) and was chosen All-AFC...played in the NFL Pro Bowl the first three seasons after the leagues merged.



TED HENDRICKS

PRO FOOTBALL HALL OF FAME INDUCTEE (1990)
COLLEGE FOOTBALL HALL OF FAME INDUCTEE (1987)
DEFENSIVE END (1966-68)

The only Hurricane to have his number retired at UM and be inducted into both the Pro and College Football Halls of Fame...was the first UM player selected to the College Football Hall of Fame, entering the Hall in 1986...Miami's only three-time All-American (1966, 1967, 1968)...placed fifth in Heisman Trophy voting in 1968...the "Mad Stork" came out of the University of Miami and immediately became a force in the NFL...switched from defensive end to linebacker and spent five years with the Baltimore Colts, one with the Green Bay Packers and nine with the Oakland/Los Angeles Raiders...Hendricks played on four Super Bowl championship teams: the 1970 Colts, 1976 and 1980 Oakland Raiders

and 1983 Los Angeles Raiders...the second Hurricanes player to receive pro football's highest honor, Hendricks was inducted into the Hall in 1990.



JIM KELLY

PRO FOOTBALL HALL OF FAME INDUCTEE (2002)
QUARTERBACK (1979-82)

East Brady, Pa., native was one of the key players in the rejuvenation of the University of Miami football program...engineered milestone victories over Penn State (1979, 1981) and Notre Dame (1981), along with UM's 1980 Peach Bowl win over Virginia Tech...played in the NFL from 1986 to 1996 with the Buffalo Bills after three seasons with the USFL's Houston Gamblers (1983-85)...selected by the Bills in the first round (14th player overall) of the 1983 NFL draft...joined the Bills in 1986...became the fourth-fastest quarterback in NFL history to reach 30,000 yards passing...passed for more than 3,000 yards in a season eight times...mastered the no-huddle offense that became a Bills' trademark...led Buffalo to an unprecedented four straight Super Bowl appearances...at the time of his retirement, his 84.4 passer rating ranked sixth all-time, his 35,467 career passing yards ranked 10th, his 2,874 completions ranked eighth, and his 237 touchdowns ranked 13th...led the NFL in passing in 1990, posting a 101.2 passer rating, only the fifth quarterback to maintain a rating over 100...led the AFC in passing in 1991...named to five Pro Bowls...All-Pro in 1991, All-Pro second team in 1990 and 1992...Inducted into the Pro Football Hall of Fame in 2002.

COLLEGE AND PRO FOOTBALL HALLS OF FAME



JACK HARDING

COLLEGE FOOTBALL HALL OF FAME INDUCTEE (1980)
HEAD COACH (1937-42, 1945-47)

Came to Miami as athletics director and head coach in 1937 and became UM's first football legend...compiled a record of 54-32-3 in nine seasons, surrounding a two-year stint in the Navy during World War II...moved the Hurricanes to major college status and gained a reputation as a nationally respected coach and administrator... served 26 years as athletics director at Miami until his death in 1963...inducted in the Hall of Fame in 1980.



ANDY GUSTAFSON

COLLEGE FOOTBALL HALL OF FAME INDUCTEE (1985)
HEAD COACH (1948-63)

Led UM to a 93-65 record in 16 seasons as head coach in what became known as "The Glory Years" of Hurricane football...developed the "Drive Series" belly option, considered the forerunner of the veer and wishbone offenses...his teams went to four bowl games and nine players earned first team All-America status...inducted into the College Football Hall of Fame in 1985.



DON BOSSELER

COLLEGE FOOTBALL HALL OF FAME INDUCTEE (1990)
RUNNING BACK (1953-56)

Former Hurricane All-American (1956), Bosseler joined his old Miami coach, Andy Gustafson in the Hall...Bosseler led his team to an 8-1-1 record and No. 6 ranking in 1956, UM's highest ranking until the 1983 National Championship...he was not only an All-American, but he was the team captain, voted the outstanding player in Florida, the Senior Bowl MVP and picked for the College All-Star game...the Washington Redskins drafted him in the first round in 1957 and he gained 3,112 yards over an eight-year career...gained 1,642 yards rushing in his UM career...inducted into the Hall of Fame in 1990.



BENNIE BLADES

COLLEGE FOOTBALL HALL OF FAME INDUCTEE (2006)
SAFETY (1985-87)

Named first-team All-America in both 1986 and 1987 by both Associated Press and United Press International, adding honors as a senior in 1987 from Kodak, The Sporting News, the Walter Camp Foundation and the Football Writers Association of America...received the Jim Thorpe Award as college football's best defensive back in 1987, when he led UM to the national championship and a 12-0 record...as a senior, made 124 tackles, intercepted five passes and was named a consensus All-American...ended his UM career as the school's all-time leader with 19 interceptions and 305 interception return yards (both since broken)... also set school records for most consecutive

COLLEGE AND PRO FOOTBALL HALLS OF FAME

games with an interception (five), total tackles by a safety (286), and unassisted tackles by a safety (155)...led the nation in interceptions in 1986 (0.91 per game)...was a first-round draft choice of the Detroit Lions (the third pick overall) in the 1988 NFL Draft.



ARNOLD TUCKER

COLLEGE FOOTBALL HALL OF FAME INDUCTEE (2008)

QUARTERBACK (MIAMI 1943, ARMY 1944-46)

Played for the University of Miami in 1943...part of three national championship teams with Army (1944-46)...was undefeated at Army, leading his fellow cadets to an unparalleled 27-0-1 record during his career...Earned All-America honors in 1946...passed for 1,127 yards and 10 touchdowns in his three-year campaign...later served in numerous capacities for both the Army and Air Force, including Deputy Chief of Operations for the 5th AF in Japan from 1968-1970 and Commanding Officer of the 16th Special Operations Squadron in Thailand in 1970...from 1971-74, Tucker acted as Commanding Officer of the Army ROTC program at the University of Miami...he retired as a Lieutenant Colonel and presently lives in the Miami area.



MICHAEL IRVIN

PRO FOOTBALL HALL OF FAME INDUCTEE (2007)

WIDE RECEIVER (1985-87)

Three-time Super Bowl champion and leader of UM's 1987 national championship team ... One of the elite receivers in Dallas Cowboys and NFL history ... Cowboys' first-round pick in 1988, the 11th player overall ... Played 12 seasons ... Selected to five straight Pro Bowls (1991-95) ... Led the

NFL with 1,523 yards on 93 receptions in 1991 ... Recorded 1,000-yard seasons in all but one year from 1991-98 ... Set an NFL record with 11 100-yard games in 1995... Totaled 750 receptions for 11,904 yards and 65 touchdowns ... Had 47 100-yard games ... Named to NFL's All-Decade Team of the 1990s ... Teamed with quarterback Troy Aikman and running back Emmitt Smith to give the Cowboys' three of the top play-makers in pro football ... Won back-to-back Super Bowls over the Buffalo Bills (XXVII and XXVIII) and over the Pittsburgh Steelers (XXX) ... Had his finest season in 1995 with 111 receptions for 1,603 yards and 10 touchdowns ... Fort Lauderdale native who attended St. Thomas Aquinas High School ... Inducted into the Pro Football Hall of Fame in 2007.




GINO TORRETTA

COLLEGE FOOTBALL HALL OF FAME INDUCTEE (2009)

QUARTERBACK (1989-92)

Selected for induction into the College Football Hall of Fame by the National Football Foundation and College Hall of Fame on April 30, 2009 ... Fifth Miami player to be selected into the Hall, joining former Canes Bennie Blades (2006), Arnold Tucker (2008), Don Bosseler (1990) and Ted Hendricks (1987) ... Member of the 1989 and 1991 national championship teams ... Awarded unanimous First Team All-America honors and the Heisman Trophy in addition to the Davey O'Brien, Johnny Unitas Golden Arm, Maxwell and Walter Camp awards as a senior in 1992 ... Finished his Miami career with 11 school passing records, including career attempts (991), completions (555), yards (7,690), total offense (7,772), longest pass (99 yards to Horace Copeland vs. Arkansas, an NCAA record) and most passing yards in a game (485 vs. San Diego State) ... A 2008 Ring of Honor inductee ... Led Miami to a 26-2 record as a starter and was part of Miami's NCAA record 58-game home winning streak.

COLLEGE AND PRO FOOTBALL HALLS OF FAME



RUSSELL MARYLAND

COLLEGE FOOTBALL HALL OF FAME INDUCTEE (2011)
DEFENSIVE TACKLE (1987-90)

Maryland was a member of Miami's 1987 and 1989 National Championship teams ... Most prolific work came as senior in 1990 ... During final season with Canes, he recorded 96 tackles (54 solo), including 10.5 quarterback sacks, seven tackles for losses and 19 quarterback pressures ... Also forced five fumbles and broke up two passes ... Became first Hurricane to win 1990 Outland Trophy, given to best defensive lineman in college football ... Also a unanimous All-America selection and named UPI Lineman of the Year ... Best game came in 1991 Cotton Bowl against Texas ... Recorded three sacks for loss of 28 yards and nine tackles, while Hurricanes' defense caused five Longhorn turnovers, each leading to UM touchdowns ... Finished college career with 279 tackles, 25 tackles for losses and 20.5 quarterback sacks ... Jack Harding Most Valuable Player Award winner in 1990 and led Hurricanes to four consecutive bowl berths, two national championships and overall record of 45-3-0 during career ... In 1991 NFL Draft, Maryland was selected as first overall pick by Dallas Cowboys ... Pro Bowl selection in 1993 and won three Super Bowls with Cowboys in 1992, 1993 and 1995 ... Played professionally for nine years with Cowboys (1991-95), Oakland Raiders (1996-99) and Green Bay Packers (2000).



CORTEZ KENNEDY

PRO FOOTBALL HALL OF FAME INDUCTEE (2012)
DEFENSIVE TACKLE (1988-89)

Fifth Hurricane player to be enshrined in Canton, joining Jim Otto (1980), Ted Hendricks (1990), Jim Kelly (2002) and Michael Irvin (2007) ... Kennedy registered 58 sacks and scored one touchdown on fumble recovery in his 11-season career with the Seattle Seahawks ... No. 3 overall pick in the 1990 NFL Draft, Kennedy had a streak of 116 games played, earned selection to eight Pro Bowls (1992-97, 1999, 2000) and missed just nine games out of a possible 176 in his career ... As a senior defensive tackle in 1989, he emerged as a dominant force on what many considered to be the nation's top defensive line unit ... Kennedy started all 12 games and his tenacious defense helped lead UM to a 11-1 season, a victory in the Sugar Bowl over Alabama and the 1989 National Championship ... Earned second-team AP All-American honors.



JIMMY JOHNSON

COLLEGE FOOTBALL HALL OF FAME INDUCTEE (2012)
HEAD COACH (1979-88)

Johnson was ninth Miami Hurricane inducted into College Football Hall of Fame and the third coach from the Hurricanes to be enshrined ... In his five seasons at UM (1984-88), Johnson compiled a 52-9 record and guided the Canes to the 1987 National Championship ... Miami went a perfect 12-0 in 1987 and defeated six nationally ranked teams, including a 20-14 victory over then-No. 1 Oklahoma in the Orange Bowl ... Including his five seasons as the head coach of Oklahoma State, Johnson's career

COLLEGE AND PRO FOOTBALL HALLS OF FAME

collegiate record stands at 81-34-3 ... Johnson left Miami after the 1988 season to replace the legendary Tom Landry as head coach of the Dallas Cowboys...His five-year stay in Dallas culminated with back-to-back Super Bowl wins in 1992 and 1993... Johnson is one of just six men to coach consecutive Super Bowl champions.



WARREN SAPP

PRO FOOTBALL HALL OF FAME INDUCTEE (2013)
DEFENSIVE TACKLE (1992-94)

Sixth Miami Hurricane enshrined in the Pro Football Hall of Fame ... Sapp spent 13 seasons in the NFL (198 games), playing for the Tampa Bay Buccaneers (1995-2003) and the Oakland Raiders (2004-07) ... A first-round pick (12th overall) by Tampa Bay in the 1995 NFL Draft, Sapp started for the Bucs en route to earning All-Rookie Team honors in 1995 ... Amassed 96.5 career sacks despite playing on interior of defensive line ... Named 1999 NFL Defensive Player of the Year after helping lead Tampa Bay to its first division title in 18 years ... A year later, he recorded a career-high 16.5 sacks in 2000. He led the Buccaneers to a 48-21 win over Oakland in Super Bowl XXXVII ... Second-team All-NFL selection in 1997 and 1998, he was selected to seven Pro Bowls and was named to the NFL's All-Decade Teams of the 1990s and 2000s ... Sapp finished his professional career with 569 tackles, 96.5 sacks, eight forced fumbles and four interceptions ... A two-time All-BIG EAST selection, Sapp was awarded the Bronko Nagurski Trophy (best defensive player), Rotary Lombardi Award (best lineman or linebacker) and the Bill Willis Award (best defensive lineman) in 1994 ... Earned BIG EAST Defensive Player of the Year honors the same year, finishing the season with 84 tackles, 10.5 sacks, four forced fumbles and three fumble recoveries.



VINNY TESTAVERDE

COLLEGE FOOTBALL HALL OF FAME INDUCTEE (2013)
QUARTERBACK (1982, 1984-86)

Seventh Miami Hurricane player (10th overall) inducted into College Football Hall of Fame ... One of the greatest quarterbacks in school history, Testaverde was Miami's first Heisman Trophy winner in 1986, while also winning the Walter Camp Player of the Year Award, Maxwell Award and Davey O'Brien Trophy ... Led the Hurricanes to three bowl berths, including the 1987 Fiesta Bowl, which determined the national champion ... A redshirt on Miami's 1983 national championship team ... Went 23-3 as a starter playing for legendary coaches Howard Schnellenberger and Hall of Famer Jimmy Johnson ... Tampa Bay selected Testaverde as the No. 1 overall selection in the 1987 NFL Draft ... Pro career spanned 21 seasons with seven different teams ... 1998 All-Pro and two-time Pro Bowl selection finished his NFL career seventh all-time in passing yards (46,233) and eighth in touchdowns (275).




RAY LEWIS

PRO FOOTBALL HALL OF FAME INDUCTEE (2018)
LINEBACKER (1993-95)

Seventh Hurricane enshrined in the Pro Football Hall of Fame...Named All BIG-EAST in 1994 and 1995...Voted Jack Harding MVP of the team after the 1995 season...Opted for NFL Draft and became a first-round pick of the Baltimore Ravens...Twice named *Associated Press* Defensive Player of the Year (2000, 2003)...Became second player in league history to earn NFL Defensive Player of the Year and Super Bowl MVP in same

COLLEGE AND PRO FOOTBALL HALLS OF FAME

season...Started at middle linebacker in four AFC Championship Games and two Super Bowls...Led Ravens in tackles 14 seasons (1996-2001, 2003-04, 2006-11)...Earned MVP honors in Ravens' 34-7 victory in Super Bowl XXXV...Named All-Pro eight times...Voted to 12 Pro Bowls...Selected to NFL All-Decade Team of 2000s...First player in NFL history with 40 sacks and 30 interceptions in a career...Recorded 41.5 career sacks and 31 interceptions returned for 503 yards and three touchdowns...Recovered a team-record 20 fumbles...Amassed franchise record 2,643 career tackles...Finished with 50 career takeaways, ranking second among linebackers since 1970 merger...



DENNIS ERICKSON

COLLEGE FOOTBALL HALL OF FAME INDUCTEE (2019)
HEAD COACH (1989-1994)

Coaching career was highlighted by two national titles at Miami...Led his teams to 12 bowl games and at least a share of six conference titles in 23 successful seasons...Posted a 63-9 record and an 87.5 winning percentage at Miami, which remains highest in school history...Only coach to win two national titles at Miami (1989, 1991)... His Hurricanes played in two other national championship games (1992, 1994)...1989 national title earned Erickson distinction of being only second Division I head coach to win national crown in first season at a school...1991 Miami squad would be named national champion after becoming the second team in school history to finish 12-0. Won conference coach of the year honors and guided the Canes to conference titles in three of four seasons after UM joined the BIG EAST in 1991...Boasted 35-1 home record, he led Miami to bowl games in all six seasons and the Canes never finished lower than No. 3 from 1989-1992... Became first coach to earn Pac-12 Coach of the Year honors at three different institutions.



ED REED

COLLEGE FOOTBALL HALL OF FAME INDUCTEE (2018)
PRO FOOTBALL HALL OF FAME INDUCTEE (2019)
DEFENSIVE BACK (1982, 1984-86)

Seventh Miami Hurricane player (10th overall) inducted into College Football Hall of Fame ... One of the greatest quarterbacks in school history, Testaverde was Miami's first Heisman Trophy winner in 1986, while also winning the Walter Camp Player of the Year Award, Maxwell Award and Davey O'Brien Trophy ... Led the Hurricanes to three bowl berths, including the 1987 Fiesta Bowl, which determined the national champion ... A redshirt on Miami's 1983 national championship team ... Went 23-3 as a starter playing for legendary coaches Howard Schnellenberger and Hall of Famer Jimmy Johnson ... Tampa Bay selected Testaverde as the No. 1 overall selection in the 1987 NFL Draft ... Pro career spanned 21 seasons with seven different teams ... 1998 All-Pro and two-time Pro Bowl selection finished his NFL career seventh all-time in passing yards (46,233) and eighth in touchdowns (275).



FIRST-TEAM ALL-AMERICANS

AL CARAPPELLA (T, 1950)

Miami's first first-team All-America selection by The Associated Press ... Converted fullback, Carapella became star on the defensive line.

JIM DOOLEY (HB, 1951)

First-team All-American by The Associated Press ... first player at Miami to have jersey retired (42) ... topped 1,000-yard rushing mark in UM career ... set UM bowl record with four interceptions vs. Clemson in 1952 Gator Bowl ... member of Gator Bowl Hall of Fame ... UM's first first-round NFL selection (Chicago Bears) ... Chicago Bears head coach from 1968-71 (20-36, .357).

NICK CHICKILLO (G, 1952)

First-team All-American by The Associated Press ... Standout player on both the offensive and defensive line while playing in the glory days of the early 1950s ... Regarded as one of the truly great 60-minute men in program history ... Driving force behind UM squads which split Orange Bowl Classic games with Clemson in 1950 and 1951 ... Three-year starter for the Canes.

FRANK McDONALD (E, 1954)

First-team All-American by Sporting News ... led Hurricanes in pass receiving in each of 1952-54 seasons ... finished UM career with 69 receptions for 855 yards seventh-round draftee of Baltimore Colts.

DON BOSSELER (FB, 1956)

First-team All-American by The Associated Press ... rushed for 1,642 yards which ranked second all-time at end of UM career ... first-round draftee of Washington Redskins in 1957 NFL Draft ... left Redskins after the 1964 season as Washington's all-time leading rusher (3,112 yards) ... inducted in College Football Hall of Fame in December 1990.

FRAN CURCI (QB, 1959)

First-team All-American by The Associated Press ... garnered Academic All-American honors ... had 1,328 yards in total offense as senior ... in 1959, completed 100 of 195 passes for 1,068 yards ... served as UM's head football coach for 1971 and 1972 seasons ... member of Florida Sports Hall of Fame.

BILL MILLER (WR, 1960 & 1961)

Consensus All-American in 1961 ... First-team All-American by The Associated Press, United Press International, Newspaper Enterprise Association, *Sporting News*, Football Writers Association of America and American Football Coaches Association as senior ... became first UM junior to earn first-team All-America honors in 1960 (FWAA) when he caught 26 passes for 413 yards and five touchdowns ... third-round draftee of NFL's Minnesota Vikings and second-round pick of Dallas Texans (AFL).

GEORGE MIRA, SR. (QB, 1962 & 1963)

First-team All-American by *Look Magazine* (Football Writers Association of America), The Associated Press and CBS Television ... One of only four players in UM football history to have jersey retired (10) ... finished fifth in 1962 Heisman Trophy balloting ... led nation in total offense as senior (2,318 yards) ... tied NCAA record for career pass completions (368, Don Klosterman of Loyola, California) ... named Amateur Athlete of the Year in Florida by Florida Sportswriters Association in 1962 ... nicknamed "The Matador" ... second-round draftee of NFL's San Francisco 49ers ... member of Florida Sports Hall of Fame.

DAN CONNERS (T, 1963)

First-team All-American by *Sporting News* ... played both ways for Hurricanes ... on defense, established UM total tackles record (64) as senior ... finished career with 202 total tackles ... second-round draftee of AFL's Oakland Raiders.

ED WEISACOSKY (DE, 1965)

First-team All-America accolades from The Associated Press ... still holds UM mark for most total tackles in season (164, 1965) and solo tackles (112, 1965) ... tallied 297 total tackles in UM career ... sixth-round draftee of Miami Dolphins ... eight-year veteran of pro football (Giants, 49ers, Patriots and Dolphins).

TED HENDRICKS (DE, 1966, 1967 & 1968)

Miami's second inductee into Pro Football Hall of Fame (1990, after Jim Otto) after playing for Baltimore Colts, Oakland Raiders and Green Bay Packers ... one of four UM inductees in National Football Foundation College Football Hall of Fame

FIRST-TEAM ALL-AMERICANS

... three-time University of Miami All-American ... only UM football player to receive All-America acclaim three consecutive years ... as senior in 1968, was named UPI Lineman of the Year ... consensus All-American in 1967 and 1968 ... first-team All-America by UPI, AP, FWAA, NEA, *Football News*, *Sporting News*, *Time* and the Walter Camp Football Foundation in 1968 ... finished fifth in 1968 Heisman Trophy balloting ... still holds UM's career mark for tackles by defensive end (227) and fumble recoveries (12) ... had UM season-record five fumble recoveries in 1968 ... second-round draftee of Baltimore Colts in 1969.

TONY BEIER (DB, 1966)

Consensus All-American following UM's 1966 (8-2-1) campaign ... first-team All-America by Newspaper Enterprise Association, The Associated Press, United Press International, Football Writers Association of America, America Football Coaches Association, Central Press and *New York Daily News* ... still holds UM record for career tackles by cornerback (120) and season mark for tackles by CB (73) ... 10th-round draftee of Miami Dolphins.

HAROLD SEARS (LB, 1971)

First-team All-American by The Associated Press ... named AP Lineman of the Week for 26-tackle (21 solos) performance vs. Notre Dame (October 9, 1971) ... recorded 117 total tackles as senior.

CHUCK FOREMAN (RB, 1972)

First-team All-American by *Sporting News* ... ranks fifth all-time on UM charts with 3,365 all-purpose yards ... had five career 100-yard rushing performances, returned 42 kickoffs for 882 yards and accumulated 17 touchdowns ... ranks fourth and sixth all-time for all-purpose yards in season (1,555 in 1972 and 1,467 in 1971) ... finished UM career rushing for 1,631 yards and caught 56 passes for 732 yards ... first-round draftee of Minnesota Vikings.

BURGESS OWENS (DB, 1972)

First-team All-American by *Time* magazine and *Sporting News* ... earned first-team All-South Independent team honors ... recorded 160 tackles, eight interceptions and three fumble recoveries in Miami career ... most valuable defensive player of

1973 Senior Bowl ... first-round draftee of New York Jets.

TONY CRISTIANI (MG, 1972 & 1973)

First-team All-America by Football Writers Association of America and Walter Camp Football Foundation ... first-team All-South Independent by The Associated Press ... had 279 total tackles at UM...as senior, tallied 102 total tackles ... in 1972, recorded 84 tackles including 15 quarterback sacks.

RUBIN CARTER (NG, 1974)

First-team All-America by United Press International and Kodak ... first-team All-South Independent by The Associated Press in 1973 and 1974 ... ended career with 306 total tackles ... holds UM school mark for tackles in season by defensive tackle (98, 1973) and tied for seventh in total tackles in season with 147 ... fifth-round draftee of Denver Broncos.

DENNIS HARRAH (OT, 1974)

First-team All-America honors from *Sporting News* and *Time* magazine ... named first-team All-South Independent by The Associated Press in 1973 and 1974 ... first-round draftee of Los Angeles Rams.

EDDIE EDWARDS (DT, 1976)

First-team All-American by *Sporting News* ... played in the 1977 Hula Bowl and Japan Bowl ... winner of the Jack Harding Memorial MVP Award in 1976 ... averaged 13 tackles and had a team-leading 11 sacks as a senior ... high school teammate of fellow UM All-American Don Latimer ... first-round draftee of the Cincinnati Bengals.

DON LATIMER (MG, 1977)

First-team All-American by *Sporting News*...played in the 1978 Blue-Gray Classic and Senior Bowl ... set a UM record with 15 QB sacks as a senior ... high school teammate of Eddie Edwards ... first-round draftee of the Denver Broncos.

DON SMITH (DT, 1978)

First-team All-America accolades from Kodak and *Sporting News* ... named to the Associated Press All-South Independent team ... preseason *Playboy* All-America in 1978 ... in 1977, named first-team AP All-South Independent and winner of the Jack Harding Memorial MVP Award ... first-round draftee

FIRST-TEAM ALL-AMERICANS

of the Atlanta Falcons.

JIM BURT (MG, 1980)

First-team All-American by the Newspaper Enterprise Association ... member of the All-South Independent team by Associated Press ... 1981 Peach Bowl Most Valuable Player (Defensive) ... holds the UM all-time record for fumble recoveries in a game with four versus Vanderbilt (November 15, 1980) ... all-time career record holder for tackles by a middle guard (177) and assists by a middle guard (86).

FRED MARION (DB, 1981)

First-team All-America honors by United Press International, Kodak and *The Football News* ... holds the UM career mark for most assists by a safety (152) ... held the UM career mark for interceptions (16 for 170 yards) and consecutive games with an interception (4), until broken by Bennie Blades (1984-87) ... had a team-leading seven interceptions during the 1980 campaign ... fifth-round draftee of the New England Patriots.

DANNY MILLER (K, 1981)

First-team All-America by *The Football News* and the Mizlou Sports Network ... first-team All-South Independent ... kicked the longest field goal in UM history (57 yards) at Florida State on November 7, 1981 ... most remembered for his 55-yard field goal (2nd longest all-time) off the right upright to defeat Florida, 21-20, in 1981 ... 11th-round draftee of the Washington Redskins.

LESTER WILLIAMS (DT, 1981)

First-team All-America honors by the Walter Camp Football Foundation, *Playboy*, Kodak, and Mizlou ... named first-team All-America and Lineman of the Year by *Parade* magazine ... holds the UM career record for most tackles by a defensive tackle (210) ... first-round draftee of the New England Patriots.

JAY BROPHY (LB, 1983)

First-team All-America by *The Football News* ... named first-team All-South Independent as a senior and junior ... led the Miami defense to its inaugural football national championship in 1983...tallied 308 total tackles in his UM career ... had 133 tackles in 1983, and 135 in '82 to lead the team ... second-round draftee of the Miami Dolphins.

EDDIE BROWN (WR, 1984)

First-team All-American honors from The Associated Press and Kodak ... set a UM single-game receiving yardage record with 220 on 10 catches vs. Boston College in 1984 ... became the first Hurricanes receiver to surpass 1,000 yards in a season by catching 59 passes for 1,114 yards in 1984 ... ended his career with 1,754 yards (on 89 receptions) and 13 TDs, school records at the time ... first-round draftee of the Cincinnati Bengals.

WILLIE SMITH (TE, 1985)

First-team All-America honors by Walter Camp, Kodak and The Associated Press and ranked as the most prolific pass receiver in Hurricanes history ... in two seasons, caught 114 passes, best ever by a Hurricanes tight end ... set reception records for a season (66, 1984) and a single game (12 vs. Maryland, 1984) ... 10th-round draftee of the Cleveland Browns.

JEROME BROWN (DT, 1986)

Consensus first-team All-American ... finalist for the 1986 Outland Trophy and for the Lombardi Award ... finished UM career with 183 total stops, including 21 sacks, 19 tackles for loss, five fumbles caused and four fumble recoveries ... recorded four New Year's Day starting assignments: '84 Orange Bowl, '85 Fiesta Bowl, '86 Sugar Bowl and '87 Fiesta Bowl ... first-round selection by the Philadelphia Eagles.

VINNY TESTAVERDE (QB, 1986)

Winner of the Heisman Trophy, the Maxwell Award, the Davey O'Brien Award, Walter Camp Player of the Year, Washington, D.C., Touchdown Club College Athlete of the Year ... consensus All-American in 1986 ... only the fourth player in UM football history to have his number (14) retired ... as a starter, led Miami to a 21-1 regular season mark ... ranks third in all-time passing yardage (6,058); tied for second in touchdown passes thrown (48) with Steve Walsh ... most memorable performance was in Miami's 28-16 victory over top-ranked Oklahoma in the Orange Bowl in 1986, completing 75 percent of his passes (21 of 28) for 261 yards and four touchdowns ... first player chosen in the 1987 NFL draft by the Tampa Bay Buccaneers.

FIRST-TEAM ALL-AMERICANS

BENNIE BLADES (DB, 1986 & 1987)

First-team All-American by The Associated Press, Kodak, United Press International, *Sporting News*, Walter Camp Foundation and the Football Writers Association of America as a senior in 1987 ... named to the AP and UPI first teams in 1986 ... as a senior, awarded the Jim Thorpe Award recognizing the nation's premier defensive back ... ended his career as UM's all-time leader for interceptions (19) and interception return yards (305) ... also set UM records for consecutive games with an interception (5); total tackles by a safety (286) and unassisted tackles by a safety (155) ... in 1986, led the nation in interceptions (.91 per game) ... first-round draftee of the Detroit Lions (third pick overall).

DANIEL STUBBS (DE, 1987)

First-team All-American by The Associated Press, Kodak, United Press International, The Walter Camp Football Foundation and the Football Writers Association of America ... named one of three finalists for the 1987 Outland Trophy ... one of four finalists for the 1987 Lombardi Trophy ... UM's all-time sack leader with 39.5 career sacks ... recorded 267 total tackles and 25 tackles for loss as a Hurricane ... second-round draftee of the San Francisco 49ers.

CLEVELAND GARY (RB, 1988)

First-team All-American by *The Football News* ... as a senior in 1988, was the Hurricanes' statistical leader in receptions (57 catches) and rushing (480 yards), while ranking second in receiving (655 yards) and scoring (66 points) ... his 57 receptions are most by a UM running back ... finished his UM career rushing for 650 yards on 142 carries and 12 TD's and caught 67 passes for 794 yards and six scores ... first-round draftee of the Los Angeles Rams.

BILL HAWKINS (DE, 1988)

First-team All-America honors from ESPN, Kodak and the Walter Camp Football Foundation, while earning second-team recognition by *The Football News* and The Associated Press... selected as one of 12 semifinalists for the 1988 Lombardi Award ... finished his career with 223 total tackles, 22 sacks and 18 tackles for loss ... first-round draftee of the Los Angeles Rams.

STEVE WALSH (QB, 1988)

Named *The Football News* College Player of the Year as a junior ... selected first-team All-America by The Associated Press, ESPN and the Football Writers Association of America in his junior year ... finished fourth in the 1988 Heisman Trophy balloting and was named to the AP All-South Independent first team ... as a starter recorded a 23-1 overall record ... finished his UM career tied for first in touchdown passes (48) with Vinny Testaverde ... as a sophomore, in his first year as a starter, led UM to a 12-0 mark and a national championship (1987) ... a first-round draftee of the Dallas Cowboys (supplemental draft).

GREG MARK (DE, 1989)

Named to the Associated Press and Kodak All-American teams anchoring the nation's top-ranked defensive line ... was one of 12 Lombardi Award semifinalists, while also being named the South Jersey and New Jersey College Football Player of the Year ... finished his Hurricane career with 253 tackles, 95 quarterback pressures and 34.5 total sacks ... third-round draftee of New York Giants.

MAURICE CRUM (LB, 1990)

First-team All-American status by The Associated Press, Walter Camp Foundation and *The Football News* ... one of five finalists for the 1990 Butkus Award, saluting the nation's top linebacker ... led the team in tackles in 1988, 1989 and 1990 ... finished his UM career with 354 stops ... played on the Hurricanes baseball team for one-and-a-half seasons ... signed as a free agent with the Tampa Bay Buccaneers.

RUSSELL MARYLAND (DT, 1990)

First UM player to win the coveted Outland Trophy as the nation's top interior lineman ... a consensus All-American, Maryland was recognized as a first-team choice by AP, UPI, Kodak, the Walter Camp Football Foundation, *The Football News* and *Sporting News* as a senior ... UPI lineman of the year ... finished his Hurricanes career with 279 tackles, 25 tackles for loss and 20.5 sacks...an Iron Arrow recipient ... first player chosen in the 1991 NFL Draft by the Dallas Cowboys.

FIRST-TEAM ALL-AMERICANS

CARLOS HUERTA (K, 1991)

Developed from a walk-on as a freshman in 1988 to being named consensus All-America (The Associated Press, Walter Camp Football Foundation, *The Football News*, *Sporting News*) and first-team All-BIG EAST as a senior in 1991 ... set an NCAA record by converting 157 consecutive PATs during his career as a four-year starter ... ranks among the NCAA's all-time scoring leaders with 397 career points, including 73 field goals ... set 12 school records and tied one...an Iron Arrow recipient ... 12th-round draftee of the San Diego Chargers.

LEON SEARCY (OT, 1991)

First-team All-American by the Football Writers Association of America, and second-team All-American by *Sporting News*, *The Football News* and The Associated Press ... first-team All-BIG EAST ... started every game his last three seasons ... first-round pick (11th overall) of the Pittsburgh Steelers.

DARRIN SMITH (LB, 1991 & 1992)

Named first-team UPI All-American as a senior ... became UM's first National Football Foundation and College Hall of Fame Scholar-Athlete recipient ... 1992 first-team All-BIG EAST and semi-finalist for the Butkus Award for the second straight year ... as a junior was named first-team All-American by *The Football News*, earned second-team honors by The Associated Press and was co-Defensive Player of the Year in the BIG EAST ... finished career as fourth-leading tackler in UM history ... had 18 tackles (10 solo) against FSU as a junior ... second-round draftee of the Dallas Cowboys.

DARRYL WILLIAMS (FS, 1991)

First-team All-American by The Associated Press, Kodak, and the Walter Camp Football Foundation as a junior in 1991 ... named second-team All-American by *Sporting News* ... first-team All-BIG EAST ... led the secondary with 84 tackles (49 solo) in 1991 ... added 18 tackles (10 solo) against Florida State ... first-round draftee (28th overall) of the Cincinnati Bengals.

KEVIN WILLIAMS (WR/KR, 1991)

First-team All-American and Kickoff Returner of the Year by *Sporting News* and Punt Returner of the Year by the Football Writers Association of America

as a sophomore ... the BIG EAST Special Teams Player of the Year in 1991 and first-team All-BIG EAST ... had three consecutive games with punt returns for TDs, just one shy of the NCAA record ... totaled 217 return yards on seven attempts against Penn State, including a 91-yard punt return for a TD, the longest in Miami history ... had 1,183 all-purpose yards in 1991 ... netted 560 yards on 36 punt returns, a 15.6 yard average (fourth best in the NCAA) ... second-round draft choice of the Dallas Cowboys in 1992.

MICHEAL BARROW (LB, 1992)

First-team All-American by the Walter Camp Football Foundation and The Football News ... a unanimous selection as the BIG EAST Defensive Player of the Year ... runner-up for the Butkus Award, given annually to the nation's best linebacker ... finished seventh in 1992 Heisman Trophy voting with 64 points ... led the team with 136 tackles (80 solo) as a senior ... finished career as the third-leading tackler in Miami history ... second-round draftee of the Houston Oilers.

RYAN McNEIL (DB, 1992)

First-team All-American by Kodak, Walter Camp and *The Football News* ... named All-BIG EAST by the coaches two consecutive years ... semi-finalist for the Jim Thorpe Award, given to the nation's best defensive back ... second-round draftee of the Detroit Lions.

GINO TORRETTA (QB, 1992)

Second UM player to win the Heisman Trophy ... most honored player in school history ... Walter Camp Player of the Year ... earned The Associated Press, Kodak, Walter Camp and *Football News* All-America status ... won the Johnny Unitas Golden Arm Award, the Maxwell Trophy and the Davey O'Brien Award ... unanimous selection as IGE EAST Offensive Player of the Year in 1991 and 1992 ... NCAA Today's Top Six Award winner, Hitachi/CFA Scholar Athlete Award winner, Toyota Leadership Award winner and Chevrolet Offensive Player of the Year ... finished career with 11 records, including career attempts (991), completions (555), yards (7,690), total offense (7,772), longest pass and longest pass for a TD (99 yards to Horace Copeland, also an NCAA record), and most passing

FIRST-TEAM ALL-AMERICANS

yards in a game (485 vs. San Diego St.) ... seventh-round draftee of the Minnesota Vikings.

KEVIN PATRICK (DE, 1993)

First-team All-American by both The Associated Press and Kodak ... named BIG EAST Defensive Player of the Year as a senior and was a first-team All-BIG EAST selection in both his junior and senior years ... started 19 consecutive regular-season games and totaled 30 career starts ... recorded 23 career sacks for 175 yards ... led Miami his final year in both sacks (10 for a loss of 70 yards) and tackles for loss (11 for a loss of 21 yards) ... signed as a free agent by the Los Angeles Rams.

C.J. RICHARDSON (S, 1994)

First-team All-American by The Associated Press and first-team All-BIG EAST Conference ... a semifinalist for the Jim Thorpe Award ... leader of the UM defensive backs that ranked No. 1 in the NCAA for pass defense ... finished the season with 85 total tackles, including 48 solo ... seventh-round draft pick of the Houston Oilers.

WARREN SAPP (DT, 1994)

Consensus All-American and first UM player to win the Lombardi Award, given annually to the nation's top lineman, and the Bronko Nagurski Trophy, given to the nation's top defensive player ... one of six finalists invited to the Downtown Athletic Club for the Heisman Trophy presentation ... named Defensive Player of the Year by ABC Sports, *Sports Illustrated*, Football Writers Association of America, *Football News*, Touchdown Club of Atlanta, Touchdown Club of Columbus and the Big East ... had 84 tackles his junior year and led the Canes in sacks (10.5), tackles for loss (9), fumbles caused (4), fumble recoveries (3), and QB pressures (25) ... first-round draft pick of the Tampa Bay Buccaneers (12th overall).

RAY LEWIS (LB, 1995)

First-team All-American by The Associated Press ... one of three finalists for the Butkus Award, given annually to the nation's top linebacker, and came within one vote of tying Illinois senior Kevin Hardy for the trophy ... unanimous selection first-team All-BIG EAST... three-year starter at UM ... led the defense in tackles as a sophomore and junior, setting consecutive records for solo tackles by a

MLB with 91 in 1994 and 95 in 1995 ... total tackle numbers of 152 in 1994 and 160 in 1995 rank fourth and second in the UM annals for tackles in a season at all positions ... first-round draft pick of the Baltimore Ravens (26th overall).

K.C. JONES (C, 1996)

Associated Press first-team All-American ... three-time first-team All-BIG EAST selection ... a semifinalist for the Lombardi Award, presented annually to the nation's top offensive or defensive lineman or linebacker ... Outland Trophy semifinalist, given to the nation's best interior lineman ... four-year starter at center ... started 41 games during career ... signed as a free agent with the Denver Broncos.

RICHARD MERCIER (OG, 1999)

First-team All-American by *Sporting News* ... a two-time All-BIG EAST first-team selection ... team leader in pancake blocks during both his junior and senior campaigns ... tied Mike Sullivan for the UM record in career starts (48) ... played every down for Miami over his final two seasons ... invited to play in the Senior Bowl, Hula Bowl, East-West Shrine Game and the Florida Citrus All-Star Gridiron Classic ... a fifth-round draft choice of the Baltimore Ravens.

DANIEL "BUBBA" FRANKS (TE, 1999)

First-team All-American by both *The Football News* and *Sporting News* ... two-time first-team All-BIG EAST selection ... recorded 77 career receptions for 1,038 yards and 12 touchdowns ... started 30 of his 34 career games at UM ... also voted Associated Press second-team All-American ... first-round draft pick of the Green Bay Packers (14th overall).

DAN MORGAN (LB, 2000)

First player in college football history to win the Butkus Award (top linebacker), Nagurski Award (college defensive player of the year) and the Bednarik Award (top defensive player) in the same season ... named a first-team All-American by every national service, including The Associated Press, Football Writers Association, *The Football News*, *Sporting News*, Walter Camp, and the National Football Foundation ... a unanimous selection for BIG EAST Defensive Player of the Year ... a three-time first-team All-BIG EAST selection ... set a Miami record for tackles in a career with 532 (also



FIRST-TEAM ALL-AMERICANS

a BIG EAST career mark) ... a first-round (11th pick) selection of the NFL's Carolina Panthers in the 2001 Draft.

SANTANA MOSS (WR/PR, 2000)

First-team All-American as a senior ... finished seventh in the Heisman Trophy voting in 2000, receiving three first-place votes ... the 2000 BIG EAST Offensive and Special Teams Player of the Year (the only player in league history to win both awards in the same year) ... set Miami school records for receiving yards (2,546), all-purpose yards (4,402), punt return yards (1,196), and punt return touchdowns (6) ... returned four punts for touchdowns during the 2000 season ... a unanimous first-team All-BIG EAST selection in 2000 ... a semifinalist for the Biletnikoff Award (top receiver) in 2000 ... first-round (16th pick) selection by the New York Jets in the 2001 NFL Draft.

JOAQUIN GONZALEZ (OT, 2000 & 2001)

First-team All-American by the Football Writers Association of America in 2000 and 2001 and *CNNSI.com* in 2001 ... earned second-team All-America by *College Football News* in 2000 and 2001 and ABC Sports in 2001 ... earned District 3 Academic All-America recognition as a junior ... winner of the 2001 Draddy Award, the "Academic Heisman" by the National Football Foundation, the highest honor bestowed a football scholar-athlete ... two-time first-team All-BIG EAST selection in 2000-2001 ... only offensive lineman in BIG EAST history to earn the Rookie of the Year Award (1998) ... walk-on who attended UM on an academic scholarship before earning a football grant-in-aid.

BRYANT MCKINNIE (OT, 2000 & 2001)

2001 Outland Trophy winner as college football's outstanding interior lineman ... named a first-team All-American by *The Football News* in 2000 and a consensus first-team All-American by every national service in 2001 including The Associated Press, Football Writers Association, *The Football News*, *Sporting News*, Walter Camp and the National Football Foundation ... the 2001 National Player of the Year by *CNNSI.com* ... the 2001 College Football Offensive Player of the Year by Football News ... did not allow a quarterback sack during his entire UM career ... a two-time unanimous first-team All-BIG EAST selection at left tackle ... Minnesota Vikings

first-round pick.

ED REED (SS, 2000 & 2001)

Consensus first-team All-America selection in 2000 and 2001 ... first-team All-American by the Football Writers Association, The Associated Press, *Football News*, *Sporting News* and the American Football Coaches both years ... consensus first-team All-BIG EAST in 2000 and 2001 ... set UM career records for interceptions (21) and interception return yards (389) ... nine interceptions in 2001 (second-best total in UM history) ... eight interceptions (third-best single-season total) ... key factor in a defense that recorded a record 45 takeaways during the 2001 national title season ... also excelled in track and field, winning the javelin at the 1999 All-BIG EAST Outdoor Track & Field Championships ... Baltimore Ravens first-round pick.

PHILLIP BUCHANON (CB/PR, 2001)

First team All-American as a punt return specialist by ABC Sports in 2001 ... named the BIG EAST Special Teams Player of the Year in 2001 ... unanimous first-team All-BIG EAST selection in 2001 ... led the BIG EAST and ranked sixth nationally in punt returns with an average of 14.9 yards per return ... returned punts for 464 yards on 15 attempts in 2001, the fourth-best single-season average in UM history ... one of three finalists for the Mosi Tatupu Award, presented to college football's finest Special Teams performer.

JEREMY SHOCKEY (TE, 2001)

First team All-American by *CNNSI.com* in 2001 ... one of three finalists for the 2001 John Mackey Award for the nation's finest tight end ... unanimous first team All-BIG EAST selection in 2001 ... two-time first team All-BIG EAST pick ... led UM in catches in 2001 with 40 for 519 yards (13.0 avg.) and seven TDs ... finished his career with 61 catches for 815 yards and 10 TDs ... ranks among UM's most productive tight ends ever in catches (sixth), receiving yards (sixth) and touchdowns (tied for second) ... first-round draft choice of the New York Giants.

TODD SIEVERS (PK, 2001)

First team All-American by *CNNSI.com* in 2001 ... second-team All-American by *Sporting News*, ABC Sports in 2001 ... first team All-BIG EAST selection in 2001 ... led the nation and the Big East in field

FIRST-TEAM ALL-AMERICANS

goals made per game (1.9 avg.) in 2001 ... kicked four field goals in a game three times in 2001, the last in a close win over Virginia Tech to clinch a Rose Bowl berth ... ranked fourth in the nation in scoring with 119 points ... set a UM single-season scoring record for overall points and kicking points in 2001 ... tied the school record for field goals made in a season with 21 ... was 21-of-26 (80.8 percent) on field goals in 2001 ... fourth in voting for the Lou Groza Award in 2001.

KEN DORSEY (QB, 2002)

First-team All-American by American Football Coaches Association and Walter Camp Football Foundation ... two-time Heisman Trophy finalist (third in 2001, fifth in 2002) ... BIG EAST Offensive Player of the Year in 2001, and 2002 ... three-time first-team All-BIG EAST selection (2000-2002) ... led UM on a 34-game winning streak, to the 2001 national championship and to the brink of the 2002 national title ... finalist for the Johnny Unitas Award and the Davey O'Brien Award in 2002 ... 2001 Maxwell Award winner ... MVP of 2001 Sugar Bowl and 2002 Rose Bowl ... winningest quarterback in UM history (38-2, a record) ... set eight UM career records, including total offense, passing yards, passing TDs, completions and attempts ... completed 222-of-393 passes for 3,369 yards and 28 touchdowns with 12 interceptions in 2002.

JEROME McDUGGLE (DE, 2002)

First-team All-American by the American Football Coaches Association (AFCA) ... a Hendricks Award Finalist in 2002 ... a Lombardi Award semifinalist in 2002 ... a two-time first-team All-BIG EAST selection (2001-2002) ... made 55 tackles (31 solos) with 16 tackles for losses along with seven sacks in 2002 ... credited with 26 quarterback hurries in 2002 ... had a whopping 74 hurries over his two seasons at UM ... first-round draft choice of the Philadelphia Eagles in 2003.

WILLIS MCGAHEE (RB, 2002)

Consensus first-team All-American in 2002 by AP, American Football Coaches Association, Football Writers Association, *CNN*, *Sporting News* ... Heisman Trophy Finalist (fourth) ... 2002 BIG EAST Co-Offensive Player of the Year ... unanimous first-team All-BIG EAST ... finalist for the

Doak Walker Award and Walter Camp Player of the Year Award ... rushed for 1,753 yards on 282 carries (6.2 avg.) and scored 28 TDs in his only season as a starter ... accumulated 2,108 all-purpose yards ... averaged 134.8 yards rushing per game ... rushed for 100 yards a UM-record 10 times and rushed for more than 200 yards twice in 2002 ... one of only five players in college football history to rush for 1,500-plus yards and score 25-plus touchdowns in a season ... set eight UM single-season records.

BRETT ROMBERG (C, 2002)

Consensus first-team All-American in 2002 by The Associated Press, American Football Coaches Association, Football Writers Association, *CNN*, *Sporting News* ... winner of the Rimington Award as college football's finest center ... did not allow a quarterback sack in his college career ... Outland Trophy Finalist ... Two-time first-team All-BIG EAST by the coaches (2001-2002) ... credited with 33 pancake blocks and 18 "metrorails" in 2002 ... started 37 consecutive games at center ... UM went 35-2 with Romberg at center and averaged 464 yards per game with Romberg starting.

SEAN TAYLOR (FS, 2003)

Consensus first-team All-American as a junior in 2003 by The Associated Press, American Football Coaches Association, Football Writers Association, *CNN*, *Sporting News* ... finalist for the Jim Thorpe Award ... 2003 BIG EAST Defensive Player of the Year ... unanimous first-team All-BIG EAST selection by the coaches ... tied the single-season record for interceptions (10) in 2003 and returned them 184 yards (second most in UM history) ... intercepted a total of 14 passes in his career ... ranks fifth on the UM career list for interceptions (14), second for career interception return yards (306), second for interceptions returned for touchdowns (3) ... first-round draft choice of the Washington Redskins in 2004.

KELLEN WINSLOW II (TE, 2003)

Consensus first-team All-American as a junior in 2003 by The Associated Press, American Football Coaches Association, Football Writers Association, *CNN*, *Sporting News* ... winner of the 2003 John Mackey Award as college



FIRST-TEAM ALL-AMERICANS

football's best tight end ... a semi-finalist for the Lombardi Award (top down lineman) and Biletnikoff Award (top receiver) in 2003 ... unanimous first-team All-BIG EAST Conference selection ... led the team in receptions in 2003 with 60, the second-most in a single season by a tight end ... finished his career with 119 catches (fifth in UM history), the most ever by a tight end at UM ... first-round draft choice of the Cleveland Browns in 2004.

ANTREL ROLLE (CB, 2004)

Consensus first-team All-American as a senior in 2004 by Associated Press, American Football Coaches Association, Football Writers Association, Walter Camp, Cingular/ABC Sports, *Sports Illustrated* and *Sporting News* ... Finalist for the Jim Thorpe Award (best defensive back) and a semifinalist for the Bednarik Award (best defensive player) ... first-team All-ACC ... as a senior, made 71 tackles (38 solo), eight tackles for loss ... finished his career with 192 tackles and nine takeaways ... first round pick of the Arizona Cardinals in the 2005 NFL draft.

DEVIN HESTER (KR, 2004)

All-American as a kick returner by Walter Camp, Football Writers Association and *Sporting News* as a sophomore ... in 2004, returned four kicks for touchdowns, three punts and one kickoff and returned 19 punts for 326 yards, a 17.2-yard average that ranked fifth in the country ... took back 15 kickoffs for 389 yards, a 25.9 average that ranked ninth nationally ... played as the nickelback on defense and led the team with four interceptions ... scored six touchdowns for the year ... named first-team All-ACC as a kick returner.

ERIC WINSTON (OT, 2005)

ACC's Jacobs Trophy winner as the best blocker in the conference in 2005, as voted by the coaches ... first-team All-ACC ... selected first-team All-America by Walter Camp, American Football Coaches Association, *Sports Illustrated* and *Rivals.com* and named second-team All-America by The Associated Press ... semifinalist for the Lombardi Award ... as a senior in 2005, graded highest among UM's offensive linemen, with 23 pancake blocks and 44 "metrorails"... allowed only two half-sacks all season.

BRANDON MERIWEATHER (S, 2005)

First-team All-American by Football Writers of America and ABC Sports/Cingular ... Named second-team All-ACC by conference sportswriters ... semifinalist for the Jim Thorpe Award, presented to the nation's best defensive back ... as a junior in 2005, led the team with 115 tackles, including 13 for loss, seven pass breakups and three interceptions ... made nine or more tackles in six games ... drafted in the first round of the 2007 NFL Draft by the New England Patriots.

KELLY JENNINGS (CB, 2005)

First-team All-America by *Sports Illustrated* and second-team All-America by The Associated Press in 2005 ... All-ACC choice who was third in the country and first in the conference with 16 pass breakups in 2005 ... also tied for the team lead with three interceptions ... three-year starter who finished his career with 41 starts in 49 games ... Had 126 tackles, 1.5 sacks, two forced fumbles and six interceptions ... drafted in the first round of the 2006 NFL Draft by the Seattle Seahawks

RING OF HONOR

OTTIS ANDERSON 1999 INDUCTEE **RUNNING BACK, 1975-1978**

Ottis Anderson became the first player in Miami history to rush for more than 1,000 yards in a season (1978) ... Anderson is the Hurricanes' all-time career rushing leader (3,331) and in 1978, he posted the third-highest single-season rushing total in school history with 1,266 yards on the ground ... He was a first-round pick of the St. Louis Cardinals in the 1979 NFL Draft and was selected to the Pro Bowl his first two pro seasons (1979 and 1980) ... He spent his 14-year NFL career with the Cardinals and the New York Giants, recording 10,273 career rushing yards and 86 total touchdowns ... He joined the UM Sports Hall of Fame in 1990.

BENNIE BLADES 2009 INDUCTEE **DEFENSIVE BACK, 1985-87**

Blades played defensive back for the Hurricanes from 1985 through 1987 ... As a junior selected first-team All-American in 1986 by the Associated Press and United Press International after he lead the nation in interceptions with 10 ... The following season, Blades helped the Hurricanes win the national championship and was selected first-team All-American by The Associated Press, Kodak, United Press International, *Sporting News*, The Walter Camp Foundation and the Football Writers Association of America ... Won the Jim Thorpe Award in 1987, awarded to the nation's top defensive back ... Set school records for interceptions in a career (19), interception return yards (305), consecutive games with an interception (5), total tackles by a safety (286) and unassisted tackles by a safety (155) ... Picked third overall by the Detroit Lions in 1988 ... Played 10 NFL seasons and finished his professional career with 14 interceptions and one touchdown ... In 2006, Blades was inducted into the College Football Hall of Fame.

DON BOSSELER 1999 INDUCTEE **FULLBACK, 1953-1956**

Don Bosseler played fullback at UM from 1953-56 and was inducted into the UM Sports Hall of Fame in 1970 ... He finished his career with 1,642 rushing yards, which at the time ranked second all-time in school history ... Bosseler was an All-American at UM in 1956 and a first-round draft pick of the Washington Redskins in 1957 ...

He played all eight seasons of his professional career with the Redskins, rushing for 3,112 yards and scoring 22 touchdowns from 1957-1964 ... He was a Pro Bowl selection in 1959 and in 1990, was inducted into the National Football Foundation Hall of Fame.

JEROME BROWN 2014 INDUCTEE **DEFENSIVE TACKLE, 1983-86**

A dominant defensive lineman throughout his four years at the University of Miami, 1983 to 1986, Jerome Brown earned consensus All-American honors his senior season...Finalist for both the 1986 Outland Trophy and the 1986 Lombardi Trophy ... Equally effective at stopping the run and rushing the passer, Brown finished his UM career with 183 total tackles, including 21 sacks, 19 tackles for loss, five fumbles caused and four fumbles recovered. ... Recorded four New Year's Day bowl starting assignments: '84 Orange Bowl Classic, '95 Fiesta Bowl, '86 Sugar Bowl, and the '87 Fiesta Bowl ... Became a first-round draft pick of the Philadelphia Eagles, ninth overall pick, in the 1987 NFL Draft and was named to the Pro Bowl twice in his four year career.

JIM DOOLEY 1997 INDUCTEE **HALFBACK, 1949-1951**

Jim Dooley started on both sides of the football as a junior and senior at Miami ... An All-American in 1951 and first player to have his jersey retired at UM, Dooley ranks third in school history with 17 career interceptions ... A first round draft pick of the Chicago Bears in 1952, Dooley recorded 3,172 yards receiving in eight seasons with the Bears ... After his playing career ended in 1961, Dooley went in to coaching and served as head coach of the Bears from 1968-71 ... He finished his UM career with 1,029 yards rushing and 250 yards receiving and still holds a UM bowl record with a four-interception performance against Clemson in the 1952 Orange Bowl ... He joined the UM Sports Hall of Fame in 1972.

EDDIE DUNN 2009 INDUCTEE **RUNNING BACK, 1935-39**

Dunn played running back for UM from 1935-39 ... In 1938, played in the historic Miami-Florida game, scoring all three touchdowns in a 19-7 Miami win in the two teams' first ever meeting on the gridiron

RING OF HONOR

... Set several game, single-season and career records for rushing, scoring, and punt returns ... Served as the head football coach from 1943-44 and head baseball coach from 1947-54 ... He had a stint as athletic director during World War II ... Was a member of the Board of Trustees from 1964-80, helped find the forerunner of the Hurricane Club, chaired the Board of Trustees Athletic Advisory Committee and served as the president of the UM Alumni Association ... Dunn is also credited with designing the first UM baseball field.

TED HENDRICKS 1997 INDUCTEE **DEFENSIVE END, 1966-1968**

Ted Hendricks was one of the most feared pass rushers in college football during his time ... UM's only three-time All-American (1966, '67 & '68), Hendricks finished his Hurricane career as the leading all-time tackler and was voted fifth in the 1968 Heisman Trophy balloting ... In his three seasons at UM, Hendricks recorded 318 tackles and had two interceptions and 12 fumble recoveries ... Hendricks was Miami's second inductee into the Pro Football Hall of Fame, joining fellow Ring of Honor member Jim Otto (1980) in 1990 ... He was selected in the second round of the 1969 NFL Draft by the Baltimore Colts ... Hendricks, who was inducted into the UM Sports Hall of Fame in 1980, is one of four UM players all-time to have their jersey retired.

MICHAEL IRVIN 2017 INDUCTEE **WIDE RECEIVER, 1985-1987**

A Freshman All-America in 1985 and a second-team All-America in 1987, Michael Irvin is one of the most decorated wide receivers in Miami history. Irvin's 26 receiving touchdowns are the most in Hurricanes history, his 2,423 receiving yards are the third-most, his 143 career receptions are tied for fourth, and he led the Hurricanes in receiving yards in each of his three seasons. After winning a national championship with the Hurricanes, Irvin was drafted in the first round by Dallas in 1988 and went on to win three Super Bowls while starring for the Cowboys.

EDGERRIN JAMES 2008 INDUCTEE **RUNNING BACK, 1996-98**

Edgerrin James played running back at UM from 1996-1998 ... Cousin of former UM running back Javaris James, he was named first team All-American in 1998 before he was taken in the first round of the 1999 NFL Draft by the Indianapolis Colts ... James was selected to the NFL Pro Bowl on four occasions and twice led the NFL in rushing ... In nine full NFL seasons, James has seven 1,000-yard years, including a career-high 1,709 in 2000 with the Colts ... For his UM career, James finished with 2,960 yards on the ground, the second-highest total in school history behind fellow Ring of Honor member Ottis Anderson.

JIM KELLY 2008 INDUCTEE **QUARTERBACK, 1979-1982**

Jim Kelly was a star quarterback at UM from 1979-82 and was inducted into the UM Sports Hall of Fame in 1992 ... Kelly, who was a Heisman Trophy candidate at UM before separating his shoulder his senior season, went on to enjoy a stellar pro football career that led to his induction into the Pro Football Hall of Fame in 2002 ... After a short stint in the USFL after college, Kelly was drafted in the first round of the 1983 NFL Draft by the Buffalo Bills and would go on to be selected to the NFL Pro Bowl on five occasions ... He holds nearly every Bills' career passing record, including attempts (4,779), completions (2,874), yards (35,467) and passer rating (60.14%).

CORTEZ KENNEDY 2008 INDUCTEE **DEFENSIVE TACKLE, 1988-1989**

Cortez Kennedy played defensive tackle for the Hurricanes from 1988-89 before being chosen in the first round of the 1990 NFL Draft by the Seattle Seahawks ... Kennedy played exclusively for the Seahawks at the professional level and was named the NFL's Defensive Player of the Year in 1992 ... He was selected to the NFL Pro Bowl on eight occasions and was named First Team All-Pro three times before retiring from the league in 2000 ... Kennedy finished his professional career with 167 games played, 568 tackles, 58 sacks and 11 forced fumbles ... In 1994, Kennedy was inducted in the UM Sports Hall of Fame and in 2012, he was enshrined into the Pro Football Hall of Fame.

RING OF HONOR

BERNIE KOSAR 1999 INDUCTEE **QUARTERBACK, 1982-1984**

Bernie Kosar was instrumental in the University of Miami becoming known as “Quarterback U” ... As a freshman, Kosar guided the Hurricanes to their first of five National Championships in 1983 ... In 1985, he was chosen in the first round of the NFL Draft by the Cleveland Browns, a team he spent nine seasons with ... He finished his 12-year professional career with 23,301 yards passing and 124 touchdowns ... In 1993, Kosar was a member of the Super Bowl XXVIII champion Dallas Cowboys ... He holds a number of single-season records at UM, including pass attempts (416), pass completions (262) and passing yards (3,642) ... In 1995, Kosar was inducted into the UM Sports Hall of Fame and in 1998, he joined the GTE/CoSIDA Academic All-America Hall of Fame.

RAY LEWIS 2017 INDUCTEE **LINEBACKER, 1993-1995**

Ray Lewis earned All-BIG EAST recognition in 1994 and 1995, compiling one of the most dominant careers by a linebacker ever at The U. Lewis, who ranks sixth all-time in career tackles at Miami with 388, has the two most prolific seasons in history to his name, having recorded 160 total tackles in 1995 and 152 in 1994. A two-time Super Bowl champion and 13-time NFL Pro Bowler, Lewis was drafted in the first round by Baltimore in 1995 and played all 17 seasons with the Ravens, compiling over 2,000 career tackles.

RUSSELL MARYLAND 2014 INDUCTEE **DEFENSIVE TACKLE, 1987-90**

Maryland played with the Hurricanes from 1987-90 and helped guide Miami to the 1987 national championship ... First UM player to win the coveted Outland Trophy as the nation’s top interior lineman ... a consensus All-American, Maryland was recognized as a first-team choice by AP, UPI, Kodak, the Walter Camp Football Foundation, *The Football News* and *Sporting News* as a senior ... UPI lineman of the year ... finished his Hurricanes career with 279 tackles, 25 tackles for loss and 20.5 sacks...an Iron Arrow recipient ... first player chosen in the 1991 NFL Draft by the Dallas Cowboys.

GEORGE MIRA 1997 INDUCTEE **QUARTERBACK, 1961-1963**

George Mira Sr. was a two-time All-American at Miami in 1962 and 1963 ... He led the Canes to a pair of bowl games and set nearly every passing record at Miami at the time ... One of only four players to have their jersey retired at UM, Mira threw for 348 yards during a snow storm against Nebraska in Yankee Stadium’s 1962 Gotham Bowl ... He also finished fifth in the 1962 Heisman Trophy balloting and was selected in the second round of the 1964 NFL Draft by the San Francisco 49ers ... Mira, who was inducted into the UM Sports Hall of Fame in 1973, played seven years in the NFL with the 49ers, Eagles and Dolphins.

JIM OTTO 2008 INDUCTEE **CENTER, 1957-1959**

Jim Otto played center for the Hurricanes from 1957-59 and was inducted into the UM Sports Hall of Fame in 1972 and the Pro Football Hall of Fame in 1980 ... A 12-time Pro Bowl selection from 1961-72, Otto was taken in the first round of the 1960 AFL Draft by the Oakland Raiders, a team he spent his entire career with until his retirement in 1974 ... He was one of only three players who saw action in each of his team’s 140 regular season games over the AFL’s 10-year history ... Otto played in six AFL/AFC title games, Super Bowl II and was named All-Pro 13 straight seasons from 1960-72.

BURGESS OWENS 1999 INDUCTEE **DEFENSIVE BACK, 1970-1972**

Burgess Owens patrolled the Miami secondary from 1970-72, earning All-American honors in 1972 ... Owens finished his UM career with 160 tackles, eight interceptions and three fumble recoveries ... He was named the Most Valuable Player of the 1973 Senior Bowl and went on to be a first-round draft pick of the New York Jets in 1973 ... Owens, who joined the UM Sports Hall of Fame in 1982, played 10 years at the professional level and was a starting safety on the Oakland Raiders’ Super Bowl XV title team ... For his career, he recorded 30 interceptions, including a career-high six in 1979.



RING OF HONOR

ED REED 2017 INDUCTEE

SAFETY, 1998-2001

One of the best safeties to ever play the game, Ed Reed was a consensus first-team All-America honoree in his final two seasons at Miami, including a 2001 season where he helped lead the Hurricanes to a national championship. Reed was an All-BIG EAST selection in his final two seasons, and still holds the Hurricanes' record for career interceptions with 21 and interception return yards with 389. Reed won a Super Bowl with Baltimore in 2012, was named to nine Pro Bowls and was selected the NFL Defensive Player of the Year in 2004.

WARREN SAPP 2017 INDUCTEE

DEFENSIVE LINE, 1992-1994

The first Hurricane to ever win the prestigious Lombardi Trophy, Warren Sapp was the unanimous 1994 BIG EAST Defensive Player of the Year before being selected in the first round by Tampa Bay in the 1995 NFL Draft. Sapp was also named Defensive Player of the Year by Sports Illustrated, the Football Writers' Association of America (FWAA) and ABC Sports, among others, and led a Miami defense that ranked first in the NCAA in total defense and scoring defense in 1994. Sapp, who also won the Nagurski Trophy, was selected to seven Pro Bowls and won the Super Bowl with Tampa Bay in 2002.

SEAN TAYLOR 2017 INDUCTEE

SAFETY, 2001-2003

A Miami Hurricanes legend who passed away in 2007, Taylor led the nation in interceptions in his final season in 2003 and set a Miami record by returning three of those picks for scores. Taylor, who was selected in the first round by Washington in the 2004 NFL Draft, was a consensus All-American in 2003, a finalist for the Jim Thorpe Award and was named the 2003 BIG East Defensive Player of the Year. He ranks fifth at Miami in career interceptions (14) and second in interception return yards (306), won a national championship in 2001 and made two Pro Bowls with the Redskins before his tragic death.

VINNY TESTAVERDE 1997 INDUCTEE

QUARTERBACK, 1982-1986

Vinny Testaverde rewrote nearly every Miami passing and total offense record en route to winning the University of Miami's first Heisman

Trophy in 1986 ... He played in only one losing regular-season game and was a consensus All-American selection in 1986 ... He completed 413 of 674 career passing attempts for 6,058 yards and 48 touchdowns in two years as the Miami starting quarterback ... He led the Hurricanes to back-to-back New Year's Day Bowl games at the Sugar and Fiesta Bowls in 1985 and 1986 respectively ... Testaverde, who was inducted into the UM Sports Hall of Fame in 1998, is one of four Hurricanes to have their jersey retired, along with George Mira, Jim Dooley and Ted Hendricks ... Taken as the No. 1 overall pick by the Tampa Bay Buccaneers in the 1987 NFL Draft, Testaverde posted a stellar 21-year pro career with seven different NFL teams.

GINO TORRETTA 2008 INDUCTEE

QUARTERBACK, 1989-1992

Gino Torretta played quarterback for UM from 1989-92 and was inducted into the UM Sports Hall of Fame in 2003 and the College Football Hall of Fame in 2008 ... As a senior, Torretta joined fellow UM quarterback Vinny Testaverde in elite company when he was awarded the 1992 Heisman Trophy ... That season, Torretta threw for 3,060 yards and 19 touchdowns while completing 57 percent of his passes ... In addition to winning the Heisman Trophy in 1992, Torretta also won the Maxwell Award, the O'Brien Award, the Unitas Award and the Walter Camp Player of the Year Award ... Torretta played in the NFL for six different clubs, retiring in 1997.

STEVE WALSH 2009 INDUCTEE

QUARTERBACK, 1985-88

Walsh played quarterback for Miami during the late 80s, leading the Canes to an undefeated regular season and national championship in 1987 ... The following season, Walsh was selected first-team All-American by The Associated Press, ESPN, and the Football Writers Association of America after passing for over 3,100 yards and 29 touchdowns ... As a starter, Walsh went 23-1 for the Hurricanes and finished his career tied with Vinny Testaverde for the most touchdown passes in school history (48) ... He was selected by the Dallas Cowboys in the first round of the 1989 supplemental draft and played 11 seasons in the NFL for six different franchises.

RETIRED JERSEYS

1997 INDUCTEES

The first four inductees into the University of Miami Football Ring of Honor — quarterback George Mira (1961-63), halfback Jim Dooley (1949-51), defensive end Ted Hendricks (1966-68) and quarterback Vinny Testaverde (1982-86) — were recognized on Nov. 1, 1997, during halftime of the Miami vs. Arkansas State game. In addition to their names adorning the facade of the Orange Bowl, these four former Hurricanes had their jerseys retired at the ceremony. They are the only football jersey numbers retired by the University of Miami.

#10 GEORGE MIRA, QB, 1961-63

YEAR	GP/GS	PASSING					RUSHING				
		A-C-I	PCT	YDS	TD	LG	ATT	YDS	AVG	TD	LG
1961	9/8	151-74-6	49.0	906	8	44	66	173	2.7	3	21
1962	10/10	260-122-16	46.9	1,572	10	39	73	166	2.3	3	36
1963	10/10	334-172-14	51.5	2,155	10	47	59	163	2.8	2	37
Totals	29/28	745-368-36	49.4	4,633	28	47	198	502	2.5	8	37

Career passing efficiency: 104.37

#42 JIM DOOLEY, HB, 1949-51

YEAR	RUSHING					RECEIVING				DEFENSE	
	ATT	YDS	AVG	TD	LG	NO	YDS	AVG	TD	LG	
1949	13	68	5.2	1	—	3	53	17.7	1	—	2-68
1950	98	530	5.4	2	36	10	127	12.7	0	—	5-5
1951	89	431	4.9	2	43	5	70	14.2	1	18	10-76
Totals	200	1,029	5.1	5	43	18	250	13.9	2	—	17-149

#89 TED HENDRICKS, DE, 1966-68

YEAR	GP/GS	TT	UT	AT	FR	INT
1966	10/10	100	66	34	3	0-0
1967	10/10	127	83	44	4	1-15
1968	10/10	91	69	22	5	1-1
Totals	30/30	318	218	100	12	2-16

#14 VINNY TESTAVERDE, QB, 1982-86

YEAR	GP/GS	A-C-I	PCT	YDS	TD	LG
1982	2/0	12-5-0	41.7	79	1	25
1983	— redshirt season					
1984	6/0	34-17-1	50.0	184	0	19
1985	11/11	352-216-15	61.4	3,238	21	88
1986	10/10	276-175-9	63.4	2,557	26	56
Totals	29/21	674-413-25	61.3	6,058	48	88

Career passing efficiency: 152.80



JACK HARDING MVP AWARD

AWARD HISTORY

- Each season the players and coaches of the University of Miami football team select a most valuable player, to be awarded the Jack Harding MVP Award at the annual football banquet.
- Presented since 1964, this honor is the highest performance-based award a Hurricanes player can attain from his teammates. The award is named for former UM head coach and athletic director Jack Harding, who coached the Hurricanes' football team from 1937-42 and 1945-47. Harding relinquished his coaching duties after the 1947 season and took over as athletic director, a post he held until his death in 1963.
- As football coach, Harding oversaw the program's rise into a major program. His 1938 team was his best, traveling to Gainesville, Fla., and handing Florida an upset loss in the first meeting between the schools. His teams posted major inter-sectional wins over Michigan State, Auburn, NC State, Clemson and Florida that put Miami football on the map.
- A graduate of the University of Pittsburgh, Harding was an accomplished athlete in his own right, lettering in football for legendary coaches Glenn "Pop" Warner and Jock Sutherland, in addition to earning varsity letters in baseball and basketball.

AWARD RECIPIENTS

1963	George Mira Sr., QB
1964	Robert J. Brown, T
1965	Ed Weisacosky, DE
1966	Tom Beier, DB
1967	Jimmy Cox, SE
1968	Ted Hendricks, DE
1969	Dick Sorensen, LB
1970	Tom Turchetta, G
1971	Mike Riley, LB
1972	Chuck Foreman, RB/FL
1973	Tony Cristiani, MG
1974	Rich Griffiths, LB
1975	Steadman Scavella, DE
1976	Eddie Edwards, DT
1977	Don Smith, DT
1978	Ottis Anderson, FB
1979	Gene Coleman, DB

1980	Mike Goedecker, DE
1981	Jim Kelly, QB
1982	Jay Brophy, LB
1983	Glenn Dennison, TE
1984	Bernie Kosar, QB
1985	Vinny Testaverde, QB
1986	Vinny Testaverde, QB
1987	Steve Walsh, QB
1988	Steve Walsh, QB
1989	Cortez Kennedy, DT
1990	Russell Maryland, DT
1991	Carlos Huerta, PK
1992	Micheal Barrow, LB
	Gino Torretta, QB
1993	Kevin Patrick, DE
1994	Warren Sapp, DT
1995	Ray Lewis, MLB
1996	Tremain Mack, S
1997	Edgerrin James, RB
1998	Scott Covington, QB
1999	Daniel "Bubba" Franks, TE
2000	Dan Morgan, LB
	Santana Moss, WR/RET
2001	Ken Dorsey, QB
	Edward Reed, S
2002	Ken Dorsey, QB
2003	Sean Taylor, S
2004	Brock Berlin, QB
2005	Eric Winston, OT
2006	Calais Campbell, DE
2007	Darnell Jenkins, WR
2008	Matt Boshier, P/K
2009	Jason Fox, OT
	Darryl Sharpton, LB
2010	Leonard Hankerson, WR
	Sean Spence, LB
2011	Senior Class
2012	Mike James, RB
2013	Allen Hurns, WR
2014	Duke Johnson, RB
2015	Brad Kaaya, QB
2016	Mark Walton, RB
2017	Jaquan Johnson, DB
2018	Gerald Willis III, DL

NATIONAL AWARD WINNERS



VINNY TESTAVERDE

1986 HEISMAN TROPHY WINNER
1986 MAXWELL AWARD WINNER
1986 DAVEY O'BRIEN AWARD WINNER

- Became the first Hurricane to capture the Heisman Trophy in 1986.
- Earned the then-second-highest margin of victory in the Heisman Trophy history.
- Threw for 2,557 yards and 26 touchdowns with only nine interceptions while leading Miami to an undefeated regular season and the nation's No. 1 ranking entering the Fiesta Bowl.
- Was named winner of the Maxwell Award Winner (College Player of the Year), the Davey O'Brien Award (nation's best quarterback) and was named a consensus First-Team All-American.
- Competed with what could arguably be called the deepest quarterbacking crew ever assembled on a college team. At one point in the fall of 1982, the Miami roster at quarterback included Testaverde, future NFL Hall of Famer Jim Kelly, and future NFL star Bernie Kosar, along with prep All-American Kyle Vanderwenne and future Miami head coach Mark Richt.
- Led the Hurricanes to a No. 2 national ranking and a Sugar Bowl berth in his first season as the starter, passing for 3,238 yards and completing 61.4 percent of his passes as the Hurricanes posted a 10-2 record.
- Led Miami to a 28-16 win over defending national champion Oklahoma by completing 21-of-28 passes for 261 yards and four touchdowns.
- Set new UM standards for passing greatness as he set school single-season records for completion percentage (63.4%) and passing efficiency (165.80 — the nation's best).

TESTAVERDE'S 1986 GAME-BY-GAME STATS

OPPONENT	ATT	COMP	YARDS	INT	TD	PCT	LG
at South Carolina	30	17	231	0	1	56.7	28
at (13) Florida	25	12	163	3	1	48.0	50
Texas Tech	27	16	330	2	4	59.3	49
(1) Oklahoma	28	21	261	0	4	75.0	33
Northern Illinois	16	12	208	0	2	75.0	56
at West Virginia	20	14	188	0	3	70.0	35
at Cincinnati	35	24	262	0	2	68.6	29
(20) Florida State	35	21	315	2	3	60.0	39
at Pittsburgh	26	17	291	1	4	65.4	31
Tulsa	34	21	308	1	2	61.8	53
East Carolina	Did not play — injured						
TOTALS	276	175	2,557	9	26	63.4	56

*Passing Efficiency Rating: 165.80 (led the nation)

TESTAVERDE'S CAREER STATS

YEAR	G/GS	COMP	ATT	PCT	YARDS	TD	INT	LP
1982	2/0	5	12	41.7	79	1	0	25
1983	Redshirt season							
1984	6/0	17	34	50.0	184	0	1	19
1985	11/11	216	352	61.4	3,238	21	15	88
1986	10/10	175	276	63.4*	2,557	26	9	56
TOTALS	29/21	413	674	61.3	6,058	48*	25	88

Career Passing Efficiency: 152.80*

1986 HEISMAN VOTING

	POINTS	1ST	2ND	3RD
1. Vinny Testaverde, Miami	2,213	678	76	27
2. Paul Palmer, Temple	672	28	207	174
3. Jim Harbaugh, Michigan	458	25	136	111
4. Brian Bosworth, Oklahoma	395	9	136	96
5. Gordon Lockbaum, Holy Cross	242	32	39	68



BENNIE BLADES

1987 JIM THORPE AWARD WINNER

- Awarded the Jim Thorpe Award for the best defensive back in college football, which was created in 1986. It was conceived by former Oklahoma City talk show host Ed Sossen and W. Lynne Draper, the Jim Thorpe Association executive director.
- Led the '87 Hurricanes to the national championship and a 12-0 record
- Made 124 tackles and intercepted five passes
- Named a consensus First-Team All-America and ended his career as UM's all-time leader for interceptions (19) and interception return yards (305). He also set UM records for consecutive games with an interception (5); total tackles by a safety (286) and unassisted tackles by a safety (155).
- Led the nation in interceptions in 1986 (.91 per game) and became a first-round draftee of the Detroit Lions (the 3rd pick overall) in the 1988 NFL Draft.
- Shared the Thorpe Award with Oklahoma's Rickey Dixon. Both finished with 144 points in balloting by a 15-member committee. Florida State's Deion Sanders was third in the voting with 125 points.

BLADES' 1987 GAME-BY-GAME STATS

OPPONENT	UT	AT	TT	INT	TD	FR	FF
Florida	3	5	8	1-14	0	0	0
at Arkansas	3	6	9	0-0	0	0	0
at Florida State	7	10	17	0-0	0	1	0
Maryland	2	6	8	1-0	1*	0	0
at Cincinnati	2	6	8	1-0	0	0	0
at East Carolina	7	10	17	0-0	0	0	0
Miami (Ohio)	1	3	4	0-0	0	0	0
Virginia Tech	8	10	18	0-0	0	0	0
Toledo	8	4	12	1-22	0	0	0
Notre Dame	3	4	7	1-21	0	0	0
South Carolina	9	7	16	0-0	0	0	0
TOTALS	53	71	124	5-57	1	1	0

*Touchdown was a return of a blocked punt.



NATIONAL AWARD WINNERS



CRAIG ERICKSON

1990 UNITAS GOLDEN ARM AWARD WINNER

- The starting signal caller in 1989 and 1990, Erickson led the Hurricanes to the 1989 National Championship and a 21-3 record over the 1989-90 seasons.
- Tallied 3,363 passing yards, which included six 300 yard passing games, twice throwing for more than 400.
- Tied a school record with four touchdown passes three times.
- In addition to winning the Unitas Award, Erickson placed eighth in balloting for the Heisman Trophy.



WARREN SAPP

1994 LOMBARDI AWARD WINNER

1994 NAGURSKI TROPHY WINNER

- Finished sixth in the Heisman voting in 1994.
- Consensus All-American who became the first Miami Hurricane to win the Rotary Lombardi Award, given annually to the nation's top lineman.
- Named Defensive Player of the Year by ABC Sports, Sports Illustrated, Football Writers Association of America, The Football News, Touchdown Club of Atlanta, Touchdown Club of Columbus and The BIG EAST Football Conference
- Led a Miami defense that led the NCAA in total defense, scoring defense and pass defense.
- Eamed Player of the Game honors from ABC vs. Washington, the BIG EAST Network vs. Rutgers and ESPN vs. Florida State.
- As a junior in 1994, had 84 tackles and led the Hurricanes in sacks (10.5), tackles for loss (9.0), fumbles caused, fumble recoveries and quarterback pressures (25).
- First-round draft pick of the Tampa Bay Buccaneers (12th choice overall) in the 1995 NFL Draft.
- Eamed the Nagurski Trophy, the Lombardi Award, a spot as an Outland Trophy finalist, Football News Defensive Player of the Year and BIG EAST Conference Defensive Player of the Year all in 1994.

ERICKSON'S 1990 GAME-BY-GAME STATS

OPPONENT	ATT	COMP	YARDS	INT	TD	PCT	LG
at (16) BYU	52	28	299	1	0	53.8	27
at California	47	32	467	0	4	68.1	40
Iowa	33	17	360	2	3	51.5	73t
(2) Florida State	23	13	128	0	1	56.5	24
Kansas	29	15	229	0	1	51.7	39
at (6) Notre Dame	36	20	355	2	0	55.5	43
at Texas Tech	32	22	307	0	4	68.8	38t
Pittsburgh	35	25	355	0	2	71.4	40
Boston College	26	13	320	1	4	50.0	52t
Syracuse	41	23	259	0	1	56.1	24
at San Diego State	39	17	284	1	2	43.6	56
TOTALS	393	225	3,363	7	22	57.2	73t

Passing Efficiency Rating: 144.00

t-Indicates scoring play



RUSSELL MARYLAND

1990 OUTLAND TROPHY WINNER

- As a defensive tackle in 1990, made 96 tackles (54 solos) and had 10.5 quarterback sacks, seven tackles for losses, 19 quarterback pressures, forced five fumbles and broke up two passes.
- Returned to play for Miami in 1990 as a fifth-year senior, turning down what would surely have been a large pro contract.
- First pick in the 1991 NFL Draft by the Dallas Cowboys

MARYLAND'S 1990 GAME-BY-GAME STATS

OPPONENT	UT	AT	TT	TFL	QBS	FF	FR	INT	QBH	PBU
at BYU	4	2	6	0-0	1-5	0	0-0	0-0	1	0
at California	8	4	12	3-8	1-3	1	0-0	0-0	3	0
Iowa	2	2	4	0-0	0-0	0	0-0	0-0	0	0
Florida State	2	4	6	0-0	0-0	0	1-0	0-0	2	0
Kansas	1	3	4	0-0	1-3	1	0-0	0-0	0	0
at Notre Dame	15	5	20	3-9	1-3	0	0-0	0-0	0	0
at Texas Tech	7	5	12	1-4	2-9	0	0-0	0-0	0	0
Pittsburgh	1	3	4	0-0	0-0	0	0-0	0-0	2	1
Boston College	3	5	8	0-0	1-6	0	0-0	0-0	4	1
Syracuse	7	4	11	0-0	3-27	2	0-0	0-0	1	0
at San Diego State	6	3	9	0-0	-1	1	0-0	0-0	5	0
TOTALS	56	40	96	7-21	10-56	5	1-0	0-0	19	2

SAPP'S 1994 GAME-BY-GAME STATS

OPPONENT	UT	AT	TT	TFL	QBS	FF	FR	INT	QBH	PBU
Georgia Southern	3	2	5	1-4	1-5-9	0	0-0	0-0	0	0
at Arizona State	0	6	6	0-0	-5-3	0	1-0	0-0	0	0
Washington	0	8	8	-5-1	0-0	0	0-0	0-0	0	0
Virginia Tech	3	1	4	2-15	2-15	1	0-0	0-0	1	0
Florida State	2	6	8	2-5-12	1-5-8	0	0-0	0-0	2	1
at Rutgers	4	2	6	1-3	1-3	0	1-19	0-0	1	0
at West Virginia	1	0	1	0-0	0-0	0	0-0	0-0	1	0
Pittsburgh	3	8	11	-2-4	2-11	0	0-0	0-0	0	0
at Syracuse	3	3	6	2-7	1-8	1	0-0	0-0	0	0
at Temple	1	0	1	0-0	0-0	0	0-0	0-0	0	0
Boston College	2	7	9	1-5-5	1-10	0	0-0	0-0	1	0
TOTALS	37	47	84	12-5-42	10-5-67	2	2-19	0-0	5	0

HISTORY

NATIONAL AWARD WINNERS



GINO TORRETTA

- 1992 HEISMAN TROPHY WINNER
- 1992 UNITAS GOLDEN ARM AWARD WINNER
- 1992 DAVEY O'BRIEN AWARD WINNER
- 1992 MAXWELL AWARD WINNER

- Dominated the Heisman voting and became the most decorated football player in Miami history taking every award available to him in '92: the Maxwell Award (best overall player), Davey O'Brien Award (top quarterback), Unitas Award (top senior quarterback), consensus All-American and every player of the year award. As a senior, threw for 3,060 yards while completing almost 57 percent of his pass attempts.
- Second Hurricanes' quarterback to earn the Johnny Unitas Award, capping a brilliant 1992 season with the honor.
- Exceeded 300 yards passing five times, including a 433-yard effort against Iowa in the season opener.
- Very efficient quarterback who threw only seven interceptions in 402 pass attempts while throwing 19 touchdown passes.
- Led the Hurricanes to a perfect 12-0 record in the regular season on the way to a No. 1 ranking and a Sugar Bowl berth.
- The Pinole, Calif., product rewrote the Miami record books during a spectacular senior season, leaving UM with 11 records to his name, including career marks for passing yards (7,690), pass completions (555) and total offense (7,722 yards). He also set a record for consecutive passes thrown without an interception (123).
- Joined former Hurricane Vinny Testaverde (1986) as a Davey O'Brien Award winner. Both Steve Walsh (1988) and Craig Erickson (1990) were runners-up in their respective years.

TORRETTA'S 1992 GAME-BY-GAME STATS

OPPONENT	ATT	COMP	YARDS	INT	TD	PCT	LG
at (23) Iowa	51	31	433	1	2	60.8	51
Florida A&M	22	12	170	0	2	54.5	51
Arizona	46	26	289	1	1	56.5	31
(3) Florida State	48	20	252	1	2	41.7	33
at (7) Penn State	31	11	80	0	0	35.5	15
TCU	35	20	350	1	3	57.1	68
at Virginia Tech	28	17	249	0	3	60.7	33
West Virginia	40	28	363	0	3	70.0	40
Temple	23	16	221	0	2	69.6	39
at (7) Syracuse	43	23	343	3	0	53.5	48
at San Diego State	35	19	310	0	1	54.3	47
TOTALS	402	228	3,060	7	19	56.7	68

Passing Efficiency Rating: 132.80

TORRETTA'S CAREER STATS

YEAR	G/GS	COMP	ATT	PCT	YARDS	TD	INT	LP
1989	10/4	101	177	57.1	1,325	8	8	88t
1990	9/0	21	41	51.2	210	0	1	20
1991	11/11	205	371	55.3	3,095	20	8	99t
1992	11/11	228	402	56.7	3,060	19	7	68t
TOTALS	41/26	555	991	56.0	7,690	47	24	99t

Career Passing Efficiency: 132.00

*-Indicates school record; †Indicates scoring play

1992 HEISMAN VOTING

	POINTS	1ST	2ND	3RD
1. Gino Torretta, Miami	1,400	310	179	112
2. Marshall Faulk, San Diego State	1,080	164	207	174
3. Garrison Hearst, Georgia	982	140	196	170
4. Marvin Jones, Florida State	392	81	51	47
5. Reggie Brooks, Notre Dame	294	42	53	62
6. Charlie Ward, Florida State	126	18	18	36
7. Micheal Barrow, Miami	64	10	10	14



DAN MORGAN

- 2000 BEDNARIK AWARD WINNER
- 2000 NAGURSKI TROPHY WINNER
- 2000 BUTKUS AWARD WINNER

- As a junior in 1999, produced one of the greatest seasons any defensive player has had at the University of Miami, as he made 139 tackles.
- A starter since his true freshman season, came to Miami as a fullback, but during freshman two-a-days in 1997 shined at linebacker.
- Team's leading tackler in 2000 (his third time to lead UM in tackles) with 138.
- Set a school record with 42 consecutive starts and became the first player in the school's history to have 100-plus tackles in each of his four seasons.
- All-time career tackles leader at Miami with 512, breaking the BIG EAST record along the way.
- Named a consensus First-Team All-American and became the first player in college football history to win the Butkus, Nagurski and Bednarik awards in the same season.
- Named Football News National Defensive Player of the Year, an honor he also won on the conference level as voted on by the league's head coaches.

MORGAN'S 2000 GAME-BY-GAME STATS

OPPONENT	UT	AT	TT	TFL	QBS	FF	FR	INT	QBH	PBU
McNeese State	3	4	7	0-0	0-0	0	0-0	0-0	0	0
at Washington	13	7	20	2-3	0-0	0	1-0	1-11	0	3
at West Virginia	9	7	16	2-5	2-5	0	0-0	0-0	4	0
at Rutgers	1	0	1	0-0	0-0	0	0-0	0-0	0	0
Florida State	14	3	17	2-6	0-0	1	0-0	1-23	1	1
at Temple	13	4	17	2-9	1-7	0	0-0	0-0	0	0
Louisiana Tech	2	2	4	0-0	0-0	0	0-0	0-0	0	1
Virginia Tech	7	4	11	0-0	0-0	0	0-0	0-0	0	0
Pittsburgh	11	9	20	2-3	0-0	0	1-0	0-0	0	0
at Syracuse	6	4	10	2-4	0-0	0	0-0	0-0	0	0
Boston College	11	4	15	3-12	1-7	0	0-0	0-0	0	0
TOTALS	90	48	138	15-42	4-19	1	2-0	2-34	5	5

MIAMI HURRICANES IN BUTKUS AWARD VOTING

1990	Maurice Crum, MLB	finalist
1992	Michael Barrow, MLB	finalist
1995	Ray Lewis, MLB	2nd
2000	Dan Morgan, MLB	1st



NATIONAL AWARD WINNERS



KEN DORSEY

2001 MAXWELL AWARD WINNER
2001 ARCHIE GRIFFIN AWARD
2002 ARCHIE GRIFFIN AWARD

- Received the 2001 Maxwell Award, given annually to the outstanding college football player of the year
- Third Miami Hurricane to win the Maxwell Award as he edged fellow finalists Eric Crouch of Nebraska and Rex Grossman of Florida in the closest vote in the 65-year history of the award.
- Was third behind Crouch and Grossman in the 2001 Heisman Trophy voting.
- Led the Hurricanes to a perfect (12-0) record and the 2001 National Championship.
- Finished his career 26-1 at Miami as a starter at quarterback
- Completed 184 of 318 passes for 2,652 yards with 23 touchdowns and nine interceptions during the 2001 regular season.

KEN DORSEY'S 2001 STATS

YEAR	G/GS	COMP	ATT	PCT	YARDS	TD	INT	LP
2001	11/11	206	353	58.3	3,014	26	10	64

Passing Efficiency Rating: 148.7

DORSEY'S 2001 GAME-BY-GAME STATS

OPPONENT	ATT	COMP	YARDS	INT	TD	PCT	LG
at Penn State	27	20	344	1	3	74.1	47
Rutgers	25	14	315	1	2	56.0	64
at Pittsburgh	32	18	208	1	1	56.3	32
Troy State	30	18	299	0	2	60.0	37
at Florida State	27	14	249	0	3	51.9	35
West Virginia	27	16	192	1	2	59.3	27
Temple	24	16	175	0	2	66.7	41
at Boston College	41	20	222	4	0	48.8	19
Syracuse	20	13	224	0	4	65.0	51
Washington	21	14	189	1	3	66.7	32
at Virginia Tech	44	21	235	0	1	47.7	31
TOTALS	318	184	2,652	9	23	58.3	64
Nebraska (Rose Bowl)	35	22	362	1	3	62.9	49



JOAQUIN GONZALEZ

2001 DRADDY TROPHY WINNER

- Named winner of the "Academic Heisman," the HealthSouth Draddy Trophy, in a ceremony honoring 16 national scholar-athletes at the National Football Foundation's 44th Annual Awards dinner in New York City.
- One of the nation's top offensive tackles and a major factor in an offensive line that yielded only three quarterback sacks in 2000.
- The 6-foot-6, 298-pound Dean's List member was a three-time Arthur Ashe Jr. Sports Scholar Team member, being named to the First Team in 2000.
- Was a four-time BIG EAST Academic All-Conference selection and an Iron Arrow inductee in 2000 (the highest academic honor bestowed to any UM student or staff member).
- Received a bachelor's degree in business administration in May of 2001 and received a master's of business administration in December of 2001.
- Named a First Team All-America twice by The Football Writers Association in 2000 and 2001.
- Named a second-team All-America.
- Selected to the First Team All-BIG EAST Team in both 2000 and 2001 and was the BIG EAST Rookie of the Year in 1998 - the first recipient of the award to earn all-conference academic honors in the same season.



BRYANT MCKINNIE

2001 OUTLAND TROPHY WINNER

- Joined Russell Maryland (1990) as an Outland Trophy winner given annually to the nation's top lineman.
- Capped an impressive career when he beat out Nebraska offensive guard Toniu Fonoti and 2000 Outland Trophy winner John Henderson of Tennessee for the award.
- McKinnie, a 6-foot-9, 336-pound senior from Woodbury, N.J., never allowed a sack during his college career and anchored a line that averaged 5.5 yards per rushing attempt on the way to an undefeated season and the national championship.
- Hallmark performance came when he dominated Syracuse All-America defensive end Dwight Freeneey in Miami's 59-0 victory, holding Freeneey without a quarterback sack in 52 plays, setting the pace for an offense that rushed for a season-best 331 yards and accumulated 566 yards against the Orangemen.
- Played two seasons after transferring from Lackawanna Junior College (Pa.) prior to sitting out the 1999 season as a redshirt.
- Made a name for himself in Miami's 27-24 victory over Florida State at the Orange Bowl when he shut down FSU's Jamal Reynolds, who managed just one assisted tackle in the game. Reynolds was a First-Team All-American, the Lombardi winner and a first-round NFL draft pick.

NATIONAL AWARD WINNERS



BRETT ROMBERG

2002 RIMINGTON TROPHY WINNER

- Became the first University of Miami player to win the Rimington Trophy in 2002.
- Contributed in Miami's 34-game winning streak from 2000 to 2002 as the center.
- Had the versatility to play effectively at guard or tackle, but settled in as the center for his sophomore season in 2000.
- Helped the Hurricanes win 35 of 37 games, one National Championship, three BIG EAST Conference championships, a Sugar Bowl and a Rose Bowl during his career - all with Romberg calling the blocking signals for the offensive line.
- Never allowed a quarterback sack at center and led an offensive line that helped produce three 1,000-yard rushers (James Jackson, Clinton Portis and Willis McGahee), a quarterback (Ken Dorsey) who set every major UM career passing record and an offense that averaged more than 465 yards per game for the balance of his three years as the starting center.
- The Dave Rimington Trophy was one of college football's newest annual awards, given each year since 1999 to college football's outstanding center. It is hosted by the Boomer Esiason Foundation for research and treatment of cystic fibrosis.



KELLEN WINSLOW II

2003 MACKEY AWARD WINNER

- Became the first player in Miami history to win the John Mackey Award.
- The Nassau County Sports Commission presents the prestigious John Mackey Award annually to the most outstanding tight end in Division I-A College Football.
- At 6-foot-5, 245-pounds, led the team with 60 catches and was second on the team with 605 receiving yards, averaging 10.1 yards per catch and 46.5 yards per game as a junior.
- Led or tied for the team lead in receptions in nine games in 2003 and broke the UM record for career receptions by a tight end with 119.
- In his biggest game of the season and the second-biggest of his career, pulled in 10 catches for 104 yards against West Virginia, including a leaping catch over the middle on a critical fourth-and-13 that led to Miami's game-winning field goal in the final seconds against the Mountaineers.
- Made seven catches for 106 yards in the Hurricanes' 22-14 win at Florida State, despite playing in a torrential downpour on a rain-soaked field.
- Stood out as a big-play performer on special teams, blocking a punt against Syracuse.
- Impressed with his blocking ability on offense and special teams in a UM win over Pittsburgh, throwing a key block to spring tailback Jason Geathers for a 78-yard gain on a screen pass that set up a Miami touchdown.
- Following his junior season, was drafted by the Cleveland Browns in the first round as the sixth overall pick in the 2004 NFL Draft.

WINSLOW'S CAREER RECEIVING STATS

YEAR	G/GS	NO	YARDS	AVG	TD	LG
2001	11/10	2	34	17.0	0	19
2002	13/13	57	726	12.7	8	58
2003	13/12	60	605	10.1	1	39
TOTALS	37/25	119	1,365	11.5	9	58

WINSLOW'S 2003 GAME-BY-GAME RECEIVING STATS

OPPONENT	NO	YARDS	TD	LG
at Louisiana Tech	4	35	1	13
Florida	5	35	0	17
East Carolina	2	27	0	16
at Boston College	4	41	0	17
West Virginia	10	104	0	19
at Florida State	7	106	0	39
Temple	4	43	0	17
at Virginia Tech	8	48	0	8
Tennessee	7	88	0	22
Syracuse	1	6	0	6
Rutgers	2	15	0	8
at Pittsburgh	1	9	0	9
vs. Florida State	5	48	0	12
TOTALS	60	605	1	39



ALPHABETICAL #PROCANES ROSTER

ADKINS, Spencer (LB) – Atlanta Falcons (2009-12)
 ALVERS, STEVE (TE/C) – Buffalo Bills (1981); New York Jets (1982)
 ANDERSON, Ottis (RB) – St. Louis Cardinals (1979-86); New York Giants (1986-92)
 ARMBRISTER, Thurston (LB) – Jacksonville Jaguars (2015); Detroit Lions (2015-16)
 ARMSTEAD, Jessie (LB) – New York Giants (1993-2001); Washington Redskins (2002-03)
 ARMSTRONG, Ray Ray (LB) – St. Louis Rams (2013-14); Oakland Raiders (2015); San Francisco 49ers (2015-17); Cleveland Browns (2018-19)
 ATKINS, Baraka (DE) – Seattle Seahawks (2007-08); San Francisco 49ers (2009)
 BADGLEY, Michael (K) – Los Angeles Chargers (2018-19)
 BAILEY, Allen (DL) – Kansas City Chiefs (2011-19)
 BAILEY, Don (C) – Indianapolis Colts (1984-85)
 BAILEY, Robert (DB) – Los Angeles Rams (1991-94); Dallas Cowboys (1995); Washington Redskins (2005); Miami Dolphins (1996); Detroit Lions (1997-99); Baltimore Ravens (2000); Detroit Lions (2001)
 BANASZAK, Pete (RB) – Oakland Raiders (1966-78)
 BARNES, Mike (DT/DE) – Baltimore Colts (1973-81)
 BARROW, Micheal (LB) – Houston Oilers (1993-96); Carolina Panthers (1997-99); New York Giants (2000-03); Dallas Cowboys (2005)
 BASS, Robert (LB) – Chicago Bears (1995)
 BEASON, Jon (LB) – Carolina Panthers (2007-13); New York Giants (2013-15)
 BEIER, Tom (DB) – Miami Dolphins (1967, 1969)
 BELK, Rocky (WR) – Cleveland Browns (1983)
 BELL, Coleman (TE) – Washington Redskins (1994-95); Seattle Seahawks (1996)
 BELLINGER, Rodney (DB) – Buffalo Bills (1984-86)
 BENJAMIN, Travis (WR) – Cleveland Browns (2012-15); San Diego Chargers (2016); Los Angeles Chargers (2017-19)
 BENNETT, Donnell (RB) – Kansas City Chiefs (1994-2000); Washington Redskins (2001)
 BENNETT, Phil (LB) – Boston Patriots (1960)
 BENNETT, Woody (RB) – New York Jets (1979-80); Miami Dolphins (1980-88)
 BENTLEY, Albert (RB) – Indianapolis Colts (1985-91); Pittsburgh Steelers (1992)
 BERLIN, Brock (QB) – St. Louis Rams (2007-08)
 BERRIOS, Braxton (WR) – New England Patriots (2018)
 BERRY, Damien (RB) – Baltimore Ravens (2011-13)
 BIBLA, Martin (G) – Atlanta Falcons (2002-05)
 BLADES, Al (DB) – San Francisco 49ers (2001-02)
 BLADES, Bennie (DB) – Detroit Lions (1988-96); Seattle Seahawks (1997)
 BLADES, Brian (WR) – Seattle Seahawks (1988-98)
 BLAISE, Kerlin (G) – Detroit Lions (1999-2003)
 BOOKMAN, Johnny (DB) – New York Giants (1957); Dallas Texans (1960); New York Titans (1961)
 BOSHER, Matt (K) – Atlanta Falcons (2011-19)
 BOSSELLER, Don (FB) – Washington Redskins (1957-64)
 BRATTON, Melvin (RB) – Denver Broncos (1989-90)
 BROPHY, Jay (LB) – Miami Dolphins (1984-86); New York Jets (1987)

BROUGHTON, Willie (DT/NT) – Indianapolis Colts (1985-86); Dallas Cowboys (1989-90); Los Angeles Raiders (1992-93); New Orleans Saints (1995-96)
 BROWN, Andre (WR) – Miami Dolphins (1989-90)
 BROWN, Delvin (DB) – Jacksonville Jaguars (2001)
 BROWN, Eddie (WR) – Cincinnati Bengals (1985-91)
 BROWN, Fred (LB/TE) – Los Angeles Rams (1965); Philadelphia Eagles (1967-69)
 BROWN, Jerome (DT) – Philadelphia Eagles (1987-91)
 BROWN, Kareem (DT) – New England Patriots (2007); New York Jets (2007-08)
 BROWN, Larry (T) – Kansas City Chiefs (1978-79)
 BUCHANON, Phillip (DB) – Oakland Raiders (2002-04); Houston Texans (2005-06); Tampa Bay Buccaneers (2006-08); Detroit Lions (2009); Washington Redskins (2010-11)
 BURGESS, James (LB) – San Diego Chargers (1997-98)
 BURKE, Mike (P) – Los Angeles Rams (1974)
 BURNS, Artie (CB) – Pittsburgh Steelers (2016-19)
 BURT, Jim (NT/DT) – New York Giants (1981-88); San Francisco 49ers (1989-91)
 BUSH, Deon (S) – Chicago Bears (2016-19)
 BUTLER, Rashad (T) – Carolina Panthers (2006); Houston Texans (2007-12); Cleveland Browns (2013); Pittsburgh Steelers (2013)
 BYRD, LaRon (WR) – Arizona Cardinals (2012-13); Cleveland Browns (2014); Washington Redskins (2015); Carolina Panthers (2016)
 CAESAR, Mark (DL) – Miami Dolphins (1994)
 CAMPBELL, Calais (DE) – Arizona Cardinals (2008-16); Jacksonville Jaguars (2017-18)
 CARAPPELLA, Al (DT/MG/T/LB) – San Francisco 49ers (1951-55)
 CAREY, Vernon (T/G) – Miami Dolphins (2004-11)
 CARROLL, Wesley (WR) – New Orleans Saints (1991-92); Cincinnati Bengals (1993)
 CARTER, Jamal (DB) – Denver Broncos (2017)
 CARTER, Rubin (NT/DT) – Denver Broncos (1975-86)
 CESARE, Billy (DB/KR) – Tampa Bay Buccaneers (1978-79); Miami Dolphins (1980); Tampa Bay Buccaneers (1981); Detroit Lions (1982)
 CHICKILLO, Anthony (LB) – Pittsburgh Steelers (2015-19)
 CHICKILLO, Nick (LB/G) – Chicago Cardinals (1953)
 CHICKILLO, Tony (NT/DE/G) – San Diego Chargers (1984-85); New York Jets (1987)
 CLARK, Bernard (LB) – Cincinnati Bengals (1990-91); Seattle Seahawks (1991)
 CLARK, Howard (LB) – Philadelphia Eagles (2003)
 CLEVELAND, Asante (TE) – San Francisco 49ers (2014-15); New England Patriots (2015); San Diego Chargers (2016)
 CLINE, Tony (DE) – Oakland Raiders (1970-75); San Francisco 49ers (1976-77)
 COCHRANE, Kelly (QB) – Houston Oilers (1972)
 COLBERT, Adrian (DB) – San Francisco 49ers (2017-18)
 COLEY, STACY (WR) – Minnesota Vikings (2017-18); New York Giants (2018)
 CONNERS, Dan (LB) – Oakland Raiders (1964-74)
 COOK, Charles (DE) – New York Giants (1983)
 COOPER, Mark (G/T) – Denver Broncos (1983-87); Tampa Bay Buccaneers (1987-89)
 COPELAND, Horace (WR) – Tampa Bay Buccaneers (1993-95, 1997); Miami Dolphins (1998)



ALPHABETICAL #PROCANES ROSTER

COREY, Walt (LB) – Dallas Texans (1960, 1962); Kansas City Chiefs (1963-66)
 CORTES, Julio (LB) – Seattle Seahawks (1987)
 COVINGTON, Scott (QB) – Cincinnati Bengals (1999-2001); St. Louis Rams (2002-03)
 COX, Jim (TE) – Miami Dolphins (1968)
 CURRY, Shane (DE) – Indianapolis Colts (1991)

DAANEN, Jerry (WR) – St. Louis Cardinals (1968-70)
 DAVENPORT, Najeh (RB) – Green Bay Packers (2002-05); Pittsburgh Steelers (2006-08); Indianapolis Colts (2008)
 DAVIS, Tanard (DB) – Indianapolis Colts (2006); Philadelphia Eagles (2007); Tennessee Titans (2008)
 DAWKINS, Dale (WR) – New York Jets (1990-93)
 DEL BELLO, Jack (QB) – Baltimore Colts (1953)
 DEMARCO, Mario (G/LB) – Detroit Lions (1949)
 DENNISON, Glenn (TE) – New York Jets (1984); Washington Redskins (1987)
 DIAMOND, Charley (T) – Dallas Texans (1960-62); Kansas City Chiefs (1963)
 DIXON, Antonio (DT) – Philadelphia Eagles (2009-12); Indianapolis Colts (2012)
 DOOLEY, Jim (B/E/FL/TE) – Chicago Bears (1952-61)
 DORSETT, Phillip (WR) – Indianapolis Colts (2015-17); New England Patriots (2017-19)
 DORSEY, Ken (QB) – San Francisco 49ers (2003-05); Cleveland Browns (2006-08)
 DUNN, Gary (NT/DT/DE) – Pittsburgh Steelers (1976-87)

EDWARDS, Eddie (DE/DT) – Cincinnati Bengals (1977-88)
 ELDER, Corn (CB) – Carolina Panthers (2017-19)
 EPPS, Dedrick (TE) – Miami Dolphins (2010); New York Jets (2011-12)
 ERICKSON, Craig (QB) – Tampa Bay Buccaneers (1992-94); Indianapolis Colts (1995); Miami Dolphins (1996-97); Chicago Bears (1999)
 ETHEREDGE, Carlos (OL) – Indianapolis Colts (1994)
 EVANS, Leon (DE) – Detroit Lions (1985-86)
 EVERETT, Kevin (TE) – Buffalo Bills (2005-07)

FAGAN, Kevin (DE) – San Francisco 49ers (1987-93)
 FEAGLES, Jeff (P) – New England Patriots (1988-89); Philadelphia Eagles (1990-93); Arizona Cardinals (1994-97); Seattle Seahawks (1998-2002); New York Giants (2003-09)
 FELICIANO, Jonathan (G) – Oakland Raiders (2015-18); Buffalo Bills (2019)
 FITZGERALD, Markese (DB) – Tampa Bay Buccaneers (2002)
 FLOWERS, ERECK (T) – New York Giants (2015-18); Washington Redskins (2019)
 FORD, Chase (TE) – Minnesota Vikings (2012-15)
 FOREMAN, Chuck (RB) – Minnesota Vikings (1973-79); New England Patriots (1980)
 FORSTON, Marcus (DL) – New England Patriots (2012-13)
 FOX, Jason (T) – Detroit Lions (2010-13); Miami Dolphins (2014-15)
 FOX, Terry (FB/LB) – Philadelphia Eagles (1941, 1945); Miami Seahawks (1946)
 FRANKLIN, Orlando (OL) – Denver Broncos (2011-14); San Diego Chargers (2015-16)
 FRANKS, Bubba (TE) – Green Bay Packers (2000-07); New York Jets (2008)

FRAZIER, Frank (G) – Washington Redskins (1987)
 FROHBOSE, Bill (DB) – Detroit Lions (1974)
 FULCHER, Mondriel (TE) – Oakland Raiders (2000-02)
 FULLINGTON, Darrell (DB) – Minnesota Vikings (1988-90); New England Patriots (1991); Tampa Bay Buccaneers (1992-93)

GAINES, Jimmy (LB) – Buffalo Bills (2014-15)
 GAITER, Tony (WR) – New England Patriots (1997-98); San Diego Chargers (1998-99)
 GARY, Cleveland (RB) – Los Angeles Rams (1989-93); Miami Dolphins (1994)
 GEATHERS, Jason (WR) – New York Giants (2004)
 GERMAN, Jammie (WR) – Atlanta Falcons (1998-2001)
 GONZALEZ, Joaquin (T) – Cleveland Browns (2002-04); Indianapolis Colts (2005)
 GOODEN, Tavares (LB) – Baltimore Ravens (2008-10); San Francisco 49ers (2011-12); Houston Texans (2013)
 GORDON, Richard (TE) – Oakland Raiders (2011-12); Pittsburgh Steelers (2013); Kansas City Chiefs (2013-15); Tennessee Titans (2014)
 GORE, Frank (RB) – San Francisco 49ers (2005-14); Indianapolis Colts (2015-17); Miami Dolphins (2018); Buffalo Bills (2019)
 GRAHAM, Jimmy (TE) – New Orleans Saints (2010-14); Seattle Seahawks (2015-17); Green Bay Packers (2018-19)
 GREAVES, Gary (T) – Houston Oilers (1960)
 GREEN, Jamaal (DE) – Philadelphia Eagles (2003-04); Chicago Bears (2005); Washington Redskins (2007)
 GREEN, Shayon (LB) – Pittsburgh Steelers (2015)
 GREEN, Yatil (WR) – Miami Dolphins (1997-1999)
 GRIFFIN, Keith (RB) – Washington Redskins (1984-88)
 GUNN, Harland (OL) – Atlanta Falcons (2012-15)
 GUNTER, Ladarius (CB) – Green Bay Packers (2015-17); Carolina Panthers (2017-18)

HAGGERTY, Mike (T) – Pittsburgh Steelers (1967-70); New England Patriots (1971); Detroit Lions (1973)
 HAM, Derrick (DE) – Washington Redskins (1999-2000); Cleveland Browns (2001)
 HANKERSON, Leonard (WR) – Washington Redskins (2011-14); Atlanta Falcons (2015)
 HARDEN, Bobby (DB) – Miami Dolphins (1990-93)
 HARRAH, Dennis (G/C) – Los Angeles Rams (1975-87)
 HARRIS, Brandon (DB) – Houston Texans (2011-13); Tennessee Titans (2014-15)
 HARRIS, Derrick (RB) – St. Louis Rams (1996-99); San Diego Chargers (2000)
 HARRIS, Orien (DT) – Cleveland Browns (2006); New Orleans Saints (2007); Cincinnati Bengals (2008-09); Detroit Lions (2009)
 HAWKINS, Bill (DE/DT) – Los Angeles Rams (1989-92)
 HEAPS, Jake (QB) – New York Jets (2015); Seattle Seahawks (2016-17)
 HEFFERNAN, Dave (G) – Tampa Bay Buccaneers (1988)
 HENDERSON, Seantrel (T) – Buffalo Bills (2014-17); Houston Texans (2018)
 HENDRICKS, Dwayne (DT) – New York Giants (2010-11)
 HENDRICKS, Ted (LB) – Baltimore Colts (1969-73); Green Bay Packers (1974); Oakland Raiders (1975-81); Los Angeles Raiders (1982-83)
 HENRY, Charles (TE) – Miami Dolphins (1991)
 HERNDON IV, Christopher (TE) – New York Jets (2018-19)

HISTORY



ALPHABETICAL #PROCANES ROSTER

HESTER, Devin (WR/PR) – Chicago Bears (2006-13); Atlanta Falcons (2014-17)
 HEURTELOU, Calvin (DT) – Denver Broncos (2016)
 HIGHSMITH, Alonzo (RB) – Houston Oilers (1987-89); Dallas Cowboys (1990-91)
 HILL, Quadtrine (RB) – New England Patriots (2006-07)
 HILL, Randal (WR) – Miami Dolphins (1991); Arizona Cardinals (1991-94); Miami Dolphins (1995-96); New Orleans Saints (1997-98)
 HOLMES, Kenny (DE) – Tennessee Titans (1997-2000); New York Giants (2001-03)
 HOMER, Travis (RB) - Seattle Seahawks (2019)
 HOWARD, Tracy (DB) – Cleveland Browns (2016); Jacksonville Jaguars (2017)
 HUDOCK, Mike (C) – New York Titans (1960-62); New York Jets (1963-65); Miami Dolphins (1966); Kansas City Chiefs (1967)
 HUERTA, Carlos (K) – Chicago Bears (1996), St. Louis Rams (1996)
 HURNS, Allen (WR) – Jacksonville Jaguars (2014-17); Dallas Cowboys (2018-19)
 IRVIN, Michael (WR) – Dallas Cowboys (1988-2000)
 ISIDORA, Danny (OL) - Minnesota Vikings (2017-19)

JACKSON Sr., Michael (DB) - Dallas Cowboys (2019)
 JACKSON, James (RB) – Cleveland Browns (2001-03); Green Bay Packers (2004); Arizona Cardinals (2005)
 JACKSON, Joe (DL) - Dallas Cowboys (2019)
 JAMES, Edgerrin (RB) – Indianapolis Colts (1999-2005); Arizona Cardinals (2006-08); Seattle Seahawks (2009)
 JAMES, Javaris (RB) – Indianapolis Colts (2010-11)
 JAMES, Mike (RB) – Tampa Bay Buccaneers (2013-16); Detroit Lions (2017)
 JELLEY, Tom (DE) – Pittsburgh Steelers (1951)
 JENKINS, Darnell (WR) – Houston Texans (2008-09)
 JENKINS, Rayshawn (DB) - Los Angeles Chargers (2017-19)
 JENNINGS, Kelly (DB) – Seattle Seahawks (2006-10); Cincinnati Bengals (2011)
 JOHNSON, Alex (WR) – Houston Oilers (1991)
 JOHNSON, Andre (WR) – Houston Texans (2003-14); Indianapolis Colts (2015); Tennessee Titans (2016)
 JOHNSON, Bruce (DB) – New York Giants (2009-12)
 JOHNSON, Duke (RB) – Cleveland Browns (2015-19)
 JOHNSON, Jack (DB) – Chicago Bears (1957-59); Buffalo Bills (1960-61); Dallas Texans (1961)
 JOHNSON, Jaquan (DB) - Buffalo Bills (2019)
 JOHNSON, Ken (RB) – New York Giants (1979)
 JONES, Carlos (CB) – Seattle Seahawks (1998); New Orleans Saints (1999); Minnesota Vikings (2000)
 JONES, Chris T. (WR) – Philadelphia Eagles (1995-98); Oakland Raiders (1998-99)
 JONES, Daryl (WR) – New York Giants (2002-03)
 JONES, Ernie (DB) – Seattle Seahawks (1976); New York Giants (1977-79)
 JONES, Jimmie (DT/DE) – Dallas Cowboys (1990-93); L.A./St. Louis Rams (1994-97); Philadelphia Eagles (1997-98)
 JONES, K.C. (C) – Denver Broncos (1997-2001)
 JONES, Larry (FB) – Washington Redskins (1995-96)
 JOSEPH, Carlos (OL) – San Diego Chargers (2004)
 JOSEPH, Joe (DT) – Washington Redskins (2010)
 JOSEPH, William (DT) – New York Giants (2003-07); Oakland

Raiders (2008-10)
 KAAVA, Brad (QB) - Detroit Lions (2017); Indianapolis Colts (2018)
 KALINA, Dave (WR) – Pittsburgh Steelers (1970)
 KAMALU, Ufomba (DT) – Houston Texans (2016-18); New England Patriots (2018-19)
 KEARNS, Tom (T) – New York Giants (1945); Chicago Cardinals (1946)
 KELLY, Jim (QB) – Buffalo Bills (1986-96)
 KENNEDY, Cortez (DT) – Seattle Seahawks (1990-2000)
 KICHEFSKI, Walt (E) – Pittsburgh Steelers (1940-42); Card-Pitt (1944)
 KING, Andre (WR) – Cleveland Browns (2001-04)
 KIRBY, Raphael (LB) - Detroit Lions (2016); Jacksonville Jaguars (2017)
 KOHLBRAND, Joe (DE) – New Orleans Saints (1985-89)
 KOSAR, Bernie (QB) – Cleveland Browns (1985-93); Dallas Cowboys (1993); Miami Dolphins (1994-96)
 KRIEN, Darren (LB) – San Diego Chargers (1994-95)

LANG, Kenard (DE/DT/LB) – Washington Redskins (1997-2001); Cleveland Browns (2002-05); Denver Broncos (2006)
 LARKIN, Eric (DE) – Houston Oilers (1987)
 LATIMER, Don (NT) – Denver Broncos (1978-83)
 LEWIS, Damione (DT) – St. Louis Rams (2001-05); Carolina Panthers (2006-09); Houston Texans (2010)
 LEWIS, Malcolm - Miami Dolphins (2017-18)
 LEWIS, Ray (LB) – Baltimore Ravens (1996-2012)
 LINDER, Brandon (G) – Jacksonville Jaguars (2014-18)
 LIPPETT, Ronnie (DB) – New England Patriots (1983-91)
 LITTLE, Earl (DB) – New Orleans Saints (1997-99); Cleveland Browns (2000-04)
 LOSCH, Jack (HB) – Green Bay Packers (1956)
 LUCHEY, Nick (FB) – Cincinnati Bengals (1999-2002); Green Bay Packers (2003-04); Cincinnati Bengals (2005); Baltimore Ravens (2006)

NOTE: Luchey played under the name Nick Williams at UM

MACK, Tremain (DB) – Cincinnati Bengals (1997-2001)
 MARION, Fred (DB) – New England Patriots (1982-91)
 MARK, Greg (DE/LB) – Philadelphia Eagles (1990); Miami Dolphins (1990)
 MARSHALL, Alfonso (DB) – Chicago Bears (2004-05)
 MARYLAND, Russell (DT) – Dallas Cowboys (1991-95); Oakland Raiders (1996-99); Green Bay Packers (2000-01)
 MASTERSON, Bob (E) – Washington Redskins (1938-43); Brooklyn Dodgers (1944); Boston Yanks (1945); Brooklyn AAFC (1946)
 MATLOCK, John (C) – New York Jets (1967); Cincinnati Bengals (1968)
 MAXEY, Marcus (DB) – Kansas City Chiefs (2006)
 MCCARTHY, Colin (LB) – Tennessee Titans (2011-14)
 McCLOVER, Darrell (LB) – New York Jets (2004-05); Chicago Bears (2006-07)
 McCORD, Tyrir (LB) – Pittsburgh Steelers (2016)
 McDERMOTT, Shane (C) – Carolina Panthers (2015); New York Giants (2016)
 McDOUGAL, Bob (FB) – Green Bay Packers (1947)
 McDOUGLE, Jerome (DE) – Philadelphia Eagles (2003-07); New York Giants (2008)
 McDOWELL, Bubba (DB) – Houston Oilers (1989-94); Carolina Panthers (1995-96)
 McGAHEE, Willis (RB) – Buffalo Bills (2003-06); Baltimore Ravens

ALPHABETICAL #PROCANES ROSTER

(2007-10); Denver Broncos (2011-12); Cleveland Browns (2013)
McGEE, Brandon (DB) – St. Louis Rams (2013-15); Dallas Cowboys (2016)
McINTOSH, RJ (DL) – New York Giants (2018)
McINTOSH, Rocky (LB) – Washington Redskins (2006-11); St. Louis Rams (2012); Detroit Lions (2013)
McKINNIE, Bryant (T) – Minnesota Vikings (2002-10); Baltimore Ravens (2011-13); Miami Dolphins (2013)
McNEIL, Ryan (DB) – Detroit Lions (1993-97); St. Louis Rams (1997-98); Cleveland Browns (1999); Dallas Cowboys (2000); San Diego Chargers (2001-03)
McVEIGH, John (LB) – Seattle Seahawks (1986)
MERCER, Ivan (TE) – Washington Redskins (2001-02)
MERCIER, Richard (OG) – Green Bay Packers (2000-01); Cleveland Browns (2002)
MERIWEATHER, Brandon (DB) – New England Patriots (2007-11), Washington Redskins (2012-14)
MILLER, Bill (SE/WR) – Dallas Texans (1962); Buffalo Bills (1963); Oakland Raiders (1964, 1966-68)
MILLER, Dan (K) – New England Patriots (1982); Washington Redskins (1982); Baltimore Colts (1982)
MILLER, Lamar (RB) – Miami Dolphins (2012-15); Houston Texans (2016-19)
MIRA, George (QB) – San Francisco 49ers (1964-68); Philadelphia Eagles (1969); Miami Dolphins (1971)
MORGAN, Dan (LB) – Carolina Panthers (2001-07)
MORRIS, Stephen (QB) – Jacksonville Jaguars (2014); Philadelphia Eagles (2015); Indianapolis Colts (2015-17)
MORRIS, Victor (LB) – Miami Dolphins (1987)
MOSS, Santana (WR) – New York Jets (2001-04); Washington Redskins (2005-14)
MOSS, Sinorice (WR) – New York Giants (2006-09)
MOSS, Winston (LB) – Tampa Bay Buccaneers (1987-91); L.A. Raiders (1991-94); Seattle Seahawks (1995-97)
MYERS, Chris (G) – Denver Broncos (2005-07); Houston Texans (2008-14)
MYERS, Leonard (DB) – New England Patriots (2001-03)
MUHAMMAD, Al-Quadin (DL) – New Orleans Saints (2017-18)
NEAL, Speedy (FB) – Buffalo Bills (1984)
NELMS, Cory (DB) – Oakland Raiders (2012-13)
NELSON, Bob (NG) – Green Bay Packers (1989-90)
NORTON, Kendrick (DL) – Carolina Panthers (2018)
NJOKU, David (TE) – Cleveland Browns (2017-18)
NICOLAS, Scott (LB) – Cleveland Browns (1982-86); Miami Dolphins (1987)
NOPPENBERG, John (HB/FB) – Pittsburgh Steelers (1940-41); Detroit Lions (1941)
O'DONNELL, Pat (P) – Chicago Bears (2014-19)
OJOMO, Adewale (DE) – New York Giants (2012-13)
OLSEN, Greg (TE) – Chicago Bears (2007-10), Carolina Panthers (2011-19)
O'MAHONEY, Jim (LB) – New York Jets (1965-66)
ORTEGA, Buck (TE) – New Orleans Saints (2008)
OTTO, Jim (C) – Oakland Raiders (1960-74)
OWENS, Burgess (DB) – New York Jets (1973-79); Oakland/L.A. Raiders (1980-82)
PALEWICZ, Al (LB) – Kansas City Chiefs (1973-75); New York Jets (1977)

PARRISH, Roscoe (WR) – Buffalo Bills (2005-11), Tampa Bay Buccaneers (2012)
PAYTON, Jarrett (RB) – Tennessee Titans (2005)
PEGUESE, Willis (DE) – Houston Oilers (1990-92); Indianapolis Colts (1992-93)
PERRIMAN, Brett (WR) – New Orleans Saints (1988-90); Detroit Lions (1991-96); Kansas City Chiefs (1997); Miami Dolphins (1997-98)
PERRYMAN, Denzel (LB) – San Diego Chargers (2015-16); Los Angeles Chargers (2017-19)
PHILLIPS, Kenny (DB) – New York Giants (2008-12); New Orleans Saints (2015)
PHILLIPS, Randy (DB) – Detroit Lions (2010)
PIERRE, Olsen (DT) – Arizona Cardinals (2016-18); New York Giants (2019)
POPOVICH, Jeff (DB) – Tampa Bay Buccaneers (2000); Atlanta Falcons (2001)
PORTIS, Clinton (RB) – Denver Broncos (2002-03); Washington Redskins (2004-10)
RAKOCZY, Gregg (C/G/T) – Cleveland Browns (1987-90); New England Patriots (1991-92)
REED, Ed (DB) – Baltimore Ravens (2002-12); Houston Texans (2013); New York Jets (2013)
REGIS, Micanor (DT) – Atlanta Falcons (2012-13); Carolina Panthers (2014-15)
RENFROW, Justin (DT/OL) – Green Bay Packers (2014); Seattle Seahawks (2014); San Francisco 49ers (2015); Buffalo Bills (2016)
RICHARDSON, C.J. (DB) – Seattle Seahawks (1996-98)
RILEY, Pat (DE) – Chicago Bears (1995)
ROBERTS, Alfredo (TE/WR) – Kansas City Chiefs (1988-90); Dallas Cowboys (1991-92)
ROBINSON, Fred (LB/DE) – San Diego Chargers (1982-86); Miami Dolphins (1986)
ROLLE, Antrel (DB) – Arizona Cardinals (2005-09); New York Giants (2010-14); Chicago Bears (2015)
ROMBERG, Brett (C) – Jacksonville Jaguars (2003-05); St. Louis Rams (2006-08); Atlanta Falcons (2009, 2011)
RUMPH, Mike (DB) – San Francisco 49ers (2002-05); Washington Redskins (2006); St. Louis Rams (2007)
RUSSELL, Twan (LB) – Washington Redskins (1997-99); Miami Dolphins (2000-02)
RYDER, Nick (FB) – Detroit Lions (1963-64)
SAPP, Warren (DT) – Tampa Bay Buccaneers (1995-2003); Oakland Raiders (2004-07)
SCOTT, Rashawn (WR) – Miami Dolphins (2016-18)
SEARCY, Leon (OL) – Pittsburgh Steelers (1992-95); Jacksonville Jaguars (1996-2000); Baltimore Ravens (2001); Miami Dolphins (2002)
SEIGLER, Dexter (DB) – Miami Dolphins (1994-95); Seattle Seahawks (1996-98); Arizona Cardinals (1998)
SHANNON, Randy (LB) – Dallas Cowboys (1989-90)
SHARPTON, Darryl (LB) – Houston Texans (2010-13); Washington Redskins (2014); Chicago Bears (2014); Arizona Cardinals (2015)
SHARPE, Glenn (CB) – Atlanta Falcons (2008-09)
SHIELDS, Sam (DB) – Green Bay Packers (2010-16)
SHOCKEY, Jeremy (TE) – New York Giants (2002-07); New Orleans Saints (2008-10); Carolina Panthers (2011)



ALPHABETICAL #PROCANES ROSTER

- SILEO, Dan (DT) – Tampa Bay Buccaneers (1987)
- SIMON, Jim (G/T) – Detroit Lions (1963-65); Atlanta Falcons (1966-68)
- SISK, Johnny (DB) – Chicago Bears (1964)
- SMITH, Darrin (LB) – Dallas Cowboys (1993-96); Philadelphia Eagles (1997-98); Seattle Seahawks (1998-99); New Orleans Saints (2000-05)
- SMITH, Don (NT/DE/DT) – Atlanta Falcons (1979-84); Buffalo Bills (1985-86); New York Jets (1987)
- SMITH, Michael (LB) – Cleveland Browns (2002)
- SMITH, Roland (DB) – Atlanta Falcons (1990-92)
- SMITH, Russ (RB) – San Diego Chargers (1969-70)
- SMITH, Tom (RB) – Miami Dolphins (1973)
- SMITH, Willie (TE) – Miami Dolphins (1987)
- SPENCE, Sean (LB) – Pittsburgh Steelers (2012-15, 2017); Tennessee Titans (2016-17); Indianapolis Colts (2017)
- SPENCER, Darryl (WR) – Atlanta Falcons (1994-95)
- STARKS, Duane (DB) – Baltimore Ravens (1998-2001); Arizona Cardinals (2002-04); New England Patriots (2005); Oakland Raiders (2006-07)
- STEWART, James (RB) – Minnesota Vikings (1995-96)
- STREETER, Tommy (WR) – Baltimore Ravens (2012); Jacksonville Jaguars (2014); Miami Dolphins (2015)
- STUBBS, Daniel (DE/LB) – San Francisco 49ers (1988-89); Dallas Cowboys (1990-91); Cincinnati Bengals (1991-93); Philadelphia Eagles (1995); Miami Dolphins (1996-99)
- SULLIVAN, Mike (G/C) – Dallas Cowboys (1991); Tampa Bay Buccaneers (1992-95); Chicago Bears (1996)
- SULLIVAN, Tom (RB) – Philadelphia Eagles (1972-77); Cleveland Browns (1978)
- SUTTON, Reggie (DB) – New Orleans Saints (1986-87)
- SWAIN, John (DB) – Minnesota Vikings (1981-84); Miami Dolphins (1985); Pittsburgh Steelers (1985-86); Miami Dolphins (1987)
- SWEENEY, Matt (DE) – Tampa Bay Buccaneers (2000-01)
- SWOOPE, Erik (TE) – Indianapolis Colts (2014-17); San Francisco 49ers (2019)
- TATAREK, Bob (DT) – Buffalo Bills (1968-72); Detroit Lions (1972)
- TAYLOR, Sean (DB) – Washington Redskins (2004-07)
- TESTAVERDE, Vinny (QB) – Tampa Bay Buccaneers (1987-92); Cleveland Browns (1993-95); Baltimore Ravens (1996-97); New York Jets (1998-2003); Dallas Cowboys (2004); New York Jets (2005); New England Patriots (2006); Carolina Panthers (2007)
- THOMAS, Chad (DL) - Cleveland Browns (2018-19)
- THOMAS, Lamar (WR) – Tampa Bay Buccaneers (1993-95); Miami Dolphins (1996-00)
- THOMAS, Antonio (DT) – New England Patriots (2005-07); Cleveland Browns (2008)
- THOMPSON, Woody (RB) – Atlanta Falcons (1975-77)
- TORRETTA, Gino (QB) – Minnesota Vikings (1993); Detroit Lions (1994); San Francisco 49ers (1995-96); Seattle Seahawks (1996-87); Indianapolis Colts (1997)
- TROSCH, Gene (DE) – Kansas City Chiefs (1967, 1969)
- TURNER, John (DB) – Minnesota Vikings (1978-83); San Diego Chargers (1984); Minnesota Vikings (1985, 1987)
- TUTEN, Rick (P) – Philadelphia Eagles (1989); Buffalo Bills (1990); Seattle Seahawks (1991-97); St. Louis Rams (1998-99)
- VAN DYKE, Demarcus (DB) – Oakland Raiders (2011-12); Pittsburgh Steelers (2012-13); Kansas City Chiefs (2014); Minnesota Vikings (2015); Atlanta Falcons (2016)
- VERNON, Olivier (DE) – Miami Dolphins (2012-15); New York Giants (2016-18); Cleveland Browns (2019)
- VICKERS, Kipp (T/G) – Indianapolis Colts (1995-97); Washington Redskins (1999); Baltimore Ravens (2000-01); Washington Redskins (2002)
- VILLMA, Jonathan (LB) – New York Jets (2004-07); New Orleans Saints (2008-13)
- VOGEL, Justin (P) - Green Bay (2017); Cleveland Browns (2018)
- VOLLENWEIDER, Jim (HB) – San Francisco 49ers (1962-63)
- WALFORD, Clive (TE) – Oakland Raiders (2015-17); New York Jets (2018)
- WALSH, Steve (QB) – Dallas Cowboys (1989-90); New Orleans Saints (1990-93); Chicago Bears (1994-95); St. Louis Rams (1996); Tampa Bay Buccaneers (1997-98); Indianapolis Colts (1999)
- WALTERS, Matt (DE) – New York Jets (2003)
- WALTON, Mark (RB) – Cincinnati Bengals (2018)
- WASHINGTON, Brandon (G) – Philadelphia Eagles (2012); St. Louis Rams (2012-15)
- WATERS, Herb (DB) – Green Bay Packers (2016-18)
- WATT, Walt (HB/DB) – Chicago Cardinals (1945)
- WAYNE, Reggie (WR) – Indianapolis Colts (2001-14)
- WEBSTER, Nate (LB) – Tampa Bay Buccaneers (2000-03); Cincinnati Bengals (2004-05); Denver Broncos (2006-08)
- WEISACOSKY, Ed (LB) – New York Giants (1967); Miami Dolphins (1968-70); New England Patriots (1971-72)
- WERL, Bob (DE/G) – New York Jets (1966)
- WHEELER, Jared (OL) – Philadelphia Eagles (2015)
- WILFORK, Vince (NT/DT) – New England Patriots (2004-14); Houston Texans (2015-16)
- WILLIAMS, Andrew (DE) – San Francisco (2003-04)
- WILLIAMS, D. J. (LB) – Denver Broncos (2004-12); Chicago Bears (2013-14)
- WILLIAMS, Darryl (DB) – Cincinnati Bengals (1992-95); Seattle Seahawks (1996-99); Cincinnati Bengals (2000-01)
- WILLIAMS, Marquez (FB) – Jacksonville Jaguars (2017)
- WILLIAMS, Kevin (WR) – Dallas Cowboys (1993-96); Arizona Cardinals (1997); Buffalo Bills (1998-99); San Francisco 49ers (2000)
- WILLIAMS, Leon (LB) – Cleveland Browns (2006-08); Dallas Cowboys (2010); Kansas City Chiefs (2012)
- WILLIAMS, Lester (NT/DE) – New England Patriots (1982-85); San Diego Chargers (1986); Seattle Seahawks (1987)
- WILLIAMS, Marquez (FB) – Cleveland Browns (2017-18)
- WILLIAMS, Warren (RB) – Pittsburgh Steelers (1988-92); Indianapolis Colts (1993)
- WIMBERLY, Marcus (DB) – Atlanta Falcons (1997)
- WINSLOW Jr., Kellen (TE) – Cleveland Browns (2004-08); Tampa Bay Buccaneers (2009-11); New England Patriots (2012); New Yorks Jets (2013)
- WINSTON, Eric (T) – Houston Texans (2006-11); Kansas City Chiefs (2012); Arizona Cardinals (2013); Cincinnati Bengals (2014-17)

NOTE: NFL roster status as of July 1, 2019

ALL-TIME #PROCANES BY TEAM

ARIZONA CARDINALS

PLAYER	POS	YEARS
Anderson, Ottis	RB	1979-85
Byrd, LaRon	WR	2012-13
Campbell, Calais	DE	2008-16
Chickillo, Nick	G	1953
Daanen, Jerry	WR	1968-70
Feagles, Jeff	P	1994-97
Gunn, Harland	G	2012-15
Hill, Randal	WR	1991-94
Jackson, James	RB	2005
James, Edgerrin	RB	2006-08
Keams, Tom	T	1946
Pierre, Olsen	DT	2016-18
Rolle, Antrel	DB	2005-09
Seigler, Dexter	CB	1998
Sharpton, Darryl	LB	2015
Starks, Duane	CB	2002-04
Watt, Walter	HB	1945
Williams, Kevin	WR	1997
Winston, Eric	OT	2013

ATLANTA FALCONS

PLAYER	POS	YEARS
Adkins, Spencer	LB	2009-12
Bibla, Martin	G	2002-05
Bosher, Matt	P/K	2011-19
German, Jammi	WR	1998-2000
Grace, Jermaine	LB	2017, 2019
Hankerson, Leonard	WR	2015
Hester, Devin	KR	2014-16
Horn, Tyler	C	2012
Matlock, John	C	1970-71
Popovich, Jeff	DB	2001
Regis, Micanor	DT	2012-13
Romberg, Brett	OL	2009, 2011
Sharpe, Glenn	DB	2008-09
Simon, Jim	G	1966-68
Smith, Don	DE	1979-84
Smith, Roland	DB	1990-92
Spencer, Darryl	WR	1994-95
Thompson, Woody	RB	1975-77
Van Dyke, Demarcus	DB	2016
Wimberley, Marcus	S	1997

BALTIMORE RAVENS

PLAYER	POS	YEARS
Bailey, Robert	CB	2000
Berry, Damien	RB	2011-13
Gooden, Tavares	LB	2008-10
Lewis, Ray	LB	1996-2012
Luchey, Nick	FB	2006
McGahee, Willis	RB	2007-10
McKinnie, Bryant	OT	2011-13
Reed, Ed	FS	2002-12
Searcy, Leon	OL	2001
Starks, Duane	CB	1998-2001
Streeter, Tommy	WR	2012
Testaverde, Vinny	QB	1996-97
Vickers, Kipp	OL	2000-01
Wilson, Adrian	DE	2001

BUFFALO BILLS

PLAYER	POS	YEARS
Alvers, Steve	TE/C	1981
Bellinger, Rodney	CB	1984-86
Everett, Kevin	TE	2005-07
Feliciano, Jon	OL	2019
Gaines, Jimmy	LB	2014-15

PLAYER	POS	YEARS
Gore, Frank	RB	2019
Hankerson, Leonard	WR	2016
Henderson, Seantrel	T	2014-17
Johnson, Jack	DB	1960-61
Johnson, Jaquan	DB	2019
Kelly, Jim	QB	1986-96
Matlock, John	C	1972
McGahee, Willis	RB	2003-06
Miller, Bill	SE	1963
Neal, Robert "Speedy"	FB	1984
Parrish, Roscoe	WR	2005-11
Renfrow, Justin	OL	2016
Smith, Don	DE	1985-86
Tatarek, Bob	DT	1968-72
Tuten, Rick	P	1990
Williams, Kevin	WR	1998-99

CAROLINA PANTHERS

PLAYER	POS	YEARS
Armstead, Jessie	LB	2004
Barrow, Micheal	LB	1997-99
Beason, Jon	LB	2007-13
Butler, Rashad	OT	2006
Byrd, LaRon	WR	2016-17
Elder, Corn	CB	2017-19
Lewis, Damione	DT	2006-09
McDermott, Shane	C	2015
McDowell, Bubba	DB	1995-97
Morgan, Dan	LB	2001-07
Norton, Kendrick	DL	2018
Olsen, Greg	TE	2011-19
Regis, Micanor	DT	2014-15
Shockey, Jeremy	TE	2011
Testaverde, Vinny	QB	2007

CHICAGO BEARS

PLAYER	POS	YEARS
Bass, Robert	LB	1995
Beason, Jon	LB	2013-15
Bush, Deon	S	2016-19
Dooley, Jim	FL	1952-54, 1956-57, 1959-62
Erickson, Craig	QB	1999
Green, Jamaal	DE	2005-06
Hester, Devin	KR	2006-13
Huerta, Carlos	K	1996
Johnson, Jack	DB	1957-59
Marshall, Alfonso	DB	2004-05
McClover, Darrell	LB	2006-07
Meriweather, Brandon	S	2011
O'Donnell, Pat	P	2014-19
Olsen, Greg	TE	2007-10
Riley, Pat	DE	1995
Rolle, Antrel	DB	2015
Sharpton, Darryl	LB	2014
Sisk, Johnny	DB	1964
Sullivan, Mike	G	1996
Walsh, Steve	QB	1994-95
Williams, D.J.	LB	2013-14
Wise, Ty	C	2001

CINCINNATI BENGALS

PLAYER	POS	YEARS
Brown, Eddie	WR	1985-91
Carroll, Wesley	WR	1993
Clark, Bernard	LB	1990-91
Covington, Scott	QB	1999-2001



ALL-TIME #PROCANES BY TEAM

PLAYER	POS	YEARS
Edwards, Eddie	DE	1977-88
Harris, Orien	DT	2008-09
Jennings, Kelly	DB	2011
Luchey, Nick	FB	1999-2002, 2005
Mack, Tremain	S	1997-2001
Matlock, John	C	1968
Stubbs, Daniel	DE	1991-93
Webster, Nate	LB	2004-05
Williams, Darryl	DB	1992-95, 2000-01
Williams, Nick	FB	1999-2002
Walton, Mark	RB	2018
Winston, Eric	OT	2014-17

CLEVELAND BROWNS

PLAYER	POS	YEARS
Armstrong, Ray Ray	LB	2018-19
Belk, Rocky	WR	1983
Benjamin, Travis	WR	2012-15
Butler, Rashad	OT	2013
Byrd, LaRon	WR	2014
Dorsey, Ken	QB	2006-08
German, Jammi	WR	2001
Gonzalez, Joaquin	OL	2002-04
Ham, Derrick	DE	2001
Harris, Orien	DT	2006
Howard, Tracy	DB	2016
Jackson, James	RB	2001-03
Johnson, Duke	RB	2015-19
King, Andre	WR	2001-04
Kosar, Bernie	QB	1985-93
Lang, Kenard	DE	2002-05
Little, Earl	DB	2000-04
McGahee, Willis	RB	2013
McNeil, Ryan	DB	1999
Mercier, Richard	OL	2002
Nicolas, Scott	LB	1982-86
Njoku, David	TE	2017-19
Rakoczy, Gregg	C	1987-90
Redwine, Sheldrick	DB	2019
Smith, Michael	LB	2002
Sullivan, Tom	RB	1978
Testaverde, Vinny	QB	1993-95
Thomas, Chad	DL	2018-19
Thomas, Antonio	DT	2008
Vernon, Olivier	DL	2019
Vogel, Justin	P	2018
Williams, Leon	LB	2006-08
Williams, Marquez	FB	2018
Winslow II, Kellen	TE	2004-08

DALLAS COWBOYS

PLAYER	POS	YEARS
Bailey, Robert	DB	1995
Barrow, Micheal	LB	2005
Bell, Coleman	TE	1993
Broughton, Willie Lee	DE	1989-90
Gunn, Harland	G	2012
Highsmith, Alonzo	RB	1990-91
Hurns, Allen	WR	2018-19
Irvin, Michael	WR	1988-2000
Jackson Sr., Michael	DB	2019
Jackson, Joe	DL	2019
Jones, Jimmie	DT	1990-93
Kosar, Bernie	QB	1993
Maryland, Russell	DT	1991-95
McGee, Brandon	CB	2016
McNeil, Ryan	DB	2000

PLAYER	POS	YEARS
Roberts, Alfredo	DE	1991-92
Shannon, Randy	LB	1989-90
Smith, Darrin	LB	1993-96
Stubbs, Dan	DE	1990-91
Sullivan, Mike	OL	1991
Testaverde, Vinny	QB	2004
Walsh, Steve	QB	1989-90
Williams, Leon	LB	2010
Williams, Kevin	KR	1993-96

DENVER BRONCOS

PLAYER	POS	YEARS
Bratton, Melvin	RB	1989-90
Brown, Delvin	DB	2002
Carter, Jamal	DB	2017-19
Carter, Rubin	NT	1975-86
Cooper, Mark	G	1983-87
Franklin, Orlando	OL	2011-2014
Goodman, Harvey	G	1976
Heurtefou, Calvin	DT	2016
Jones, K.C.	C	1997-2001
Kang, Kenard	DE	2006
Latimer, Don	NT	1978-83
McGahee, Willis	RB	2011-12
Myers, Chris	G	2005-07
Portis, Clinton	RB	2002-03
Webster, Nate	LB	2006-08
Williams, D.J.	LB	2004-12

DETROIT LIONS

PLAYER	POS	YEARS
Armbrister, Thurston	LB	2016-17
Bailey, Robert	CB	1997-99, 2001
Blades, Bennie	DB	1988-96
Blaise, Kerlin	OL	1998-2003
Buchanan, Phillip	CB	2009
Cesare, Billy	DB/KR	1982
DeMarco, Mario	G	1949
Evans, Leon	DE	1985-86
Fox, Jason	T	2010-13
Frohbose, Bill	DB	1974
Haggerty, Mike	T	1973
Harris, Orien	DT	2009
James, Mike	RB	2017
Kaaya, Brad	QB	2017
Kirby, Raphael	LB	2016
McIntosh, Rocky	LB	2013
McNeil, Ryan	DB	1993-97
Noppenberg, John	HB/FB	1941
Perriman, Brett	WR	1991-96
Phillips, Randy	DB	2010
Ryder, Nick	FB	1963-64
Simon, Jim	G	1963-65
Tatarek, Bob	DT	1972
Torretta, Gino	QB	1994

GREEN BAY PACKERS

PLAYER	POS	YEARS
Davenport, Najeh	RB	2002-05
Franks, Bubba	TE	2000-07
Graham, Jimmy	TE	2018-19
Gunter, Ladarius	CB	2015-2017
Hendricks, Ted	LB	1974
Jackson, James	RB	2004
Losch, Jack	HB	1956
Luchey, Nick	FB	2003-04
Maryland, Russell	DT	2000-01



ALL-TIME #PROCANES BY TEAM

PLAYER	POS	YEARS
McDougal, Bob	B	1947
Mercier, Richard	G	2000-01
Nelson, Bob	NG	1989-90
Renfrow, Justin	DT	2014
Shields, Sam	CB	2010-16
Vogel, Justin	P	2017
Waters, Herb	DB	2016-18

HOUSTON TEXANS

PLAYER	POS	YEARS
Buchanan, Phillip	CB	2005-06
Butler, Rashad	OT	2007-12
Gooden, Tavares	LB	2013
Harris, Brandon	CB	2011-13
Henderson, Seantrel	OL	2018-19
Jenkins, Darnell	WR	2008-09
Johnson, Andre	WR	2003-14
Kamalu, Ufomba	DT	2016-18
Lewis, Damione	DT	2010
Miller, Lamar	RB	2016-19
Myers, Chris	OL	2008-14
Reed, Ed	DB	2013
Sharpton, Darryl	LB	2010-13
Wilfork, Vince	DT	2015-16
Winston, Eric	OT	2006-11

INDIANAPOLIS COLTS

PLAYER	POS	YEARS
Bailey, Don	C	1984-85
Barnes, Mike	DE	1973-81
Bentley, Albert	RB	1985-91
Broughton, Willie Lee	NT	1985-86
Curry, Shane	DT	1991
Davenport, Najeh	RB	2008
Davis, Tanard	DB	2006
Del Bello, Jack	QB	1953
Dixon, Antonio	DT	2012
Dorsett, Phillip	WR	2015-17
Erickson, Craig	QB	1995
Etheredge, Carlos	OL	1994
Gonzalez, Joaquin	OL	2005
Gore, Frank	RB	2015-17
Hendricks, Ted	LB	1969-73
James, Edgerrin	RB	1999-2005
James, Javarri	RB	2010-11
Johnson, Andre	WR	2015
Morris, Stephen	QB	2015-17
Miller, Danny	P/K	1982
Muhammad, Al-Quadin	DL	2018-19
Peguese, Willis	DE	1992-93
Spence, Sean	LB	2017
Swoope, Erik	TE	2015-16, 2018
Toretta, Gino	QB	1997
Vickers, Kipp	OL	1995-97
Walsh, Steve	QB	1999
Wayne, Reggie	WR	2001-14
Williams, Warren	RB	1993

JACKSONVILLE JAGUARS

PLAYER	POS	YEARS
Armbrister, Thurston	LB	2015-16
Brown, Delvin	DB	2001
Campbell, Calais	DE	2017-19
Flowers, Ereck	OL	2018
Hurns, Allen	WR	2014-17
Howard, Tracy	DB	2017
Kirby, Raphael	LB	2017

PLAYER	POS	YEARS
Linder, Brandon	OG	2011-19
Morris, Stephen	QB	2014
Romberg, Brett	C	2003-05
Searcy, Leon	OT	1996-2000
Streeter, Tommy	WR	2014
Williams, Marquez	FB	2017

KANSAS CITY CHIEFS

PLAYER	POS	YEARS
Bailey, Allen	DE	2011-2019
Bennett, Donnell	RB	1994-2000
Bookman, Johnny	DB	1960
Brown, Larry	T	1978-79
Corey, Walt	LB	1960-66
Diamond, Charley	T	1960-63
Gordon, Richard	TE	2013-15
Hudock, Mike	C	1967
Johnson, Jack	DB	1961
Maxey, Marcus	CB	2006
Miller, Bill	SE	1962
Palewicz, Al	LB	1973-75
Perriman, Brett	WR	1997
Roberts, Alfredo	TE	1988-90
Trosch, Gene	DT	1967,69
Van Dyke, DeMarcus	CB	2014
Williams, Leon	LB	2012
Winston, Eric	OT	2012

LOS ANGELES CHARGERS

PLAYER	POS	YEARS
Badgley, Michael	PK	2018-19
Benjamin, Travis	WR	2017-19
Burgess, James	LB	1997-98
Chickillo, Tony	NT	1984-85
Cleveland, Asante	TE	2016-17
Franklin, Orlando	OL	2015-16
Gaiter, Tony	WR	1998-99
Harris, Derrick	FB	2000
Jenkins, Rayshawn	DB	2017-19
Joseph, Carlos	OT	2004
Krien, Darren	LB	1994-95
McNeil, Ryan	CB	2001-03
Parrish, Roscoe	WR	2012
Perryman, Denzel	LB	2015-19
Robinson, Fred	DE	1982-86
Smith, Russ	RB	1969-70
Turner, John	DB	1984
Williams, Lester	DL	1986

LOS ANGELES RAMS

PLAYER	POS	YEARS
Armstrong, Ray Ray	LB	2013-14
Bailey, Robert	DB	1991-94
Berlin, Brock	QB	2007-08
Brown, Fred	LB/DE	1965
Burke, Mike	P	1974
Covington, Scott	QB	2002-03
Gary, Cleveland	RB	1989-93
Harrah, Dennis	G	1975-87
Harris, Derrick	FB	1996-99
Hawkins, Bill	DE	1989-92
Huerta, Carlos	K	1996
Jones, Jimmie	DT	1994-97
Lewis, Damione	DT	2001-05
McGee, Brandon	CB	2013-15
McIntosh, Rocky	LB	2012
McNeil, Ryan	DB	1997-98



ALL-TIME #PROCANES BY TEAM

PLAYER	POS	YEARS
Romberg, Brett	C	2006-08
Rumph, Mike	DB	2007
Shields, Sam	DB	2018-19
Tuten, Rick	P	1998-99
Walsh, Steve	QB	1996
Washington, Brandon	OL	2012-15

MIAMI DOLPHINS

PLAYER	POS	YEARS
Bailey, Robert	CB	1996
Beier, Tom	S	1967, 1969
Bennett, Woody	FB	1980-88
Brophy, Jay	LB	1984-86
Brown, Andre	WR	1989-90
Caesar, Mark	DL	1994
Carey, Vernon	OL	2004-11
Cesare, Billy	S	1980
Copeland, Horace	WR	1998
Cox, Jim	TE	1968
Epps, Dedrick	TE	2010
Erickson, Craig	QB	1996-97
Fox, Jason	OT	2014-15
Gary, Cleveland	RB	1994
Gore, Frank	RB	2018
Green, Yatil	WR	1997-1999
Harden, Bobby	S	1990-93
Henry, Charles	TE	1991
Hill, Randal	WR	1991, 1995-96
Hudock, Mike	C	1966
Kosar, Bernie	QB	1994-96
Lewis, Malcolm	WR	2017-18
Mark, Greg	DE	1990
McKinnie, Bryant	OT	2013
Miller, Lamar	RB	2012-15
Mira, George	QB	1971
Morris, Victor	LB	1987
Nicolas, Scott	LB	1987
Perriman, Brett	WR	1997-98
Robinson, Fred	LB	1986
Russell, Twan	LB	2000-02
Scott, Rashawn	WR	2016-18
Searcy, Leon	OT	2002
Seigler, Dexter	DB	1994-95
Smith, Tom	RB	1973
Smith, Willie	TE	1987
Streeter, Tommy	WR	2015
Stubbs, Daniel	DE	1996-99
Swain, John	CB	1985, 1987
Thomas, Lamar	WR	1997-2000
Tucker, Syii	TE	1998
Vernon, Olivier	DE	2012-15
Walters, Matt	P	2005
Weisacosky, Ed	LB	1968-70
Wimberly, Marcus	S	1999

MINNESOTA VIKINGS

PLAYER	POS	YEARS
Boireau, Michael	DE	2000-01
Coley, Stacy	WR	2017-18
Ford, Chase	TE	2012-15
Foreman, Chuck	RB	1973-79
Fullington, Darrell	DB	1988-90
Isidora, Danny	OL	2017-19
Jones, Carlos	DB	2000
McKinnie, Bryant	OT	2002-10
Stewart, James	RB	1995-96
Swain, John	CB	1981-84

PLAYER	POS	YEARS
Turner, John	DB	1978-83, 85, 87
Torretta, Gino	QB	1993
Van Dyke, DeMarcus	CB	2015

NEW ENGLAND PATRIOTS

PLAYER	POS	YEARS
Bennett, Phil	LB	1960
Berrios, Braxton	WR	2018-19
Brown, Kareem	DT	2007
Cleveland, Asante	TE	2016
Dorsett, Phillip	WR	2017-19
Feagles, Jeff	P	1988-89
Foreman, Chuck	RB	1980
Forston, Marcus	DT	2012-13
Fullington, Darrell	S	1991
Gaiter, Tony	WR	1997-98
Haggerty, Mike	T	1971
Hill, Quadtrine	RB	2006-07
Kamalu, Ufomba	DL	2019
Lippett, Ronnie	CB	1983-91
Marion, Fred	S	1982-91
Meriweather, Brandon	S	2007-11
Miller, Danny	K	1982
Myers, Leonard	CB	2001-03
Rakoczy, Gregg	C	1991-92
Sievers, Todd	P	2003
Starks, Duane	CB	2005
Testaverde, Vinny	QB	2006
Thomas, Santonio	DT	2005-07
Weisacosky, Ed	LB	1971-72
Wilfork, Vince	DT	2004-14
Williams, Lester	NT	1982-85
Winslow II, Kellen	TE	2012

NEW ORLEANS SAINTS

PLAYER	POS	YEARS
Broughton, Willie Lee	DT	1995-96
Carroll, Wesley	WR	1991-92
Graham, Jimmy	TE	2010-14
Harris, Derrick	RB	2000-01
Harris, Orient	DT	2007
Hill, Randal	WR	1997-98
Jones, Carlos	DB	1999
Kohlbrand, Joe	DE	1985-89
Little, Earl	DB	1997-99
Muhammad, Al-Quadin	DE	2017-18
Ortega, Buck	TE	2008
Perriman, Brett	WR	1988-90
Phillips, Kenny	S	2015
Shockey, Jeremy	TE	2008-10
Smith, Darrin	LB	2000-05
Sutton, Reggie	DB	1986-87
Vilma, Jonathan	LB	2008-13
Walsh, Steve	QB	1990-93

NEW YORK GIANTS

PLAYER	POS	YEARS
Anderson, Ottis	RB	1986-92
Armstead, Jessie	LB	1993-2001
Armstrong, Ray Ray	LB	2017-18
Barrow, Micheal	LB	2000-03
Bookman, Johnny	DB	1957
Burt, Jim	NT	1981-88
Coley, Stacy	WR	2018
Cook, Charles	NT	1983
Feagles, Jeff	P	2003-09
Flowers, Ereck	OT	2015-16



ALL-TIME #PROCANES BY TEAM

PLAYER	POS	YEARS
Geathers, Jason	WR	2004
Hendricks, Dwayne	DT	2010-11
Holmes, Kenny	DE	2001-04
Johnson, Bruce	CB	2009-12
Johnson, Ken	RB	1979
Jones, Daryl	WR	2002-03
Jones, Ernie	DB	1977-79
Joseph, William	DT	2003-07
Kearns, Tom	T	1945
Mark, Greg	DE	1990
McDermott, Shane	C	2016
McDougle, Jerome	DE	2008
McIntosh, RJ	DL	2018-19
Moss, Sinorice	WR	2006-09
Ojomo, Adewale	DE	2012-13
Phillips, Kenny	S	2008-12
Pierre, Olsen	DL	2019
Rolle, Antrel	DB	2010-14
Shockey, Jeremy	TE	2002-07
Vernon, Olivier	DE	2016-18
Weisacosky, Ed	LB	1967

NEW YORK JETS

PLAYER	POS	YEARS
Alvers, Steve	TE/C	1982
Bennett, Woody	RB	1979-80
Bookman, Johnny	DB	1961
Brophy, Jay	LB	1987
Brown, Kareem	DT	2007-08
Chickillo, Tony	DE	1987
Dawkins, Dale	WR	1990-93
Dennison, Glenn	TE	1984
Epps, Dedrick	TE	2011-12
Franks, Bubba	TE	2008
Heaps, Jake	QB	2015
Hemdon IV, Christopher	TE	2018-19
Hudock, Mike	C	1960-65
Matlock, John	CB	1967
McClover, Darrell	LB	2004-05
Moss, Santana	WR	2001-04
O'Mahoney, Jim	LB	1965-66
Owens, Burgess	S	1973-79
Palewicz, Al	LB	1977
Reed, Ed	DB	2013
Smith, Don	DT	1987
Testaverde, Vinny	QB	1998-2003, 2005
Wilma, Jonathan	LB	2004-07
Walford, Clive	TE	2018
Walters, Matt	P	2003
Weri, Bob	DE	1966
Winslow II, Kellen	TE	2013

OAKLAND RAIDERS

PLAYER	POS	YEARS
Armstrong, Ray Ray	LB	2015
Banaszak, Pete	RB	1966-78
Broughton, Willie Lee	DT	1992-93
Buchanan, Phillip	CB	2002-04
Cline, Tony	DE	1970-75
Connors, Dan	LB	1964-74
Copeland, Horace	WR	1999
Feliciano, Jon	OL	2015-18
Fulcher, Mondriael	TE	2000-02
Gordon, Richard	TE	2011-12
Hendricks, Ted	LB	1975-83
Jones, Chris T.	WR	1998-99
Joseph, William	DT	2008-10

PLAYER	POS	YEARS
Maryland, Russell	DT	1996-99
Miller, Bill	SE	1964, 1966-68
Moss, Winston	LB	1991-94
Nelms, Cory	DB	2012-13
Otto, Jim	C	1960-74
Owens, Burgess	S	1980-82
Parrish, Roscoe	WR	2012
Sapp, Warren	DT	2004-07
Starks, Duane	CB	2006-07
Swoope, Erik	TE	2019
Van Dyke, DeMarcus	CB	2011-12
Walford, Clive	TE	2015-17

PHILADELPHIA EAGLES

PLAYER	POS	YEARS
Brown, Fred	LB/DE	1967-69
Brown, Jerome	DT	1987-91
Clark, Howard	LB	2003
Davis, Tanard	DB	2007
Dixon, Antonio	DT	2009
Feagles, Jeff	P	1990-93
Ford, Chase	TE	2012
Fox, Terry	FB	1941, 1945
Green, Jamaal	DE	2003-04
Jones, Chris T.	WR	1995-98
Jones, Jimmie	DL	1997-98
Jones, Larry	RB	1996-97
Mark, Greg	DE	1990
McDougle, Jerome	DE	2003-07
Mira, George	QB	1969
Morris, Stephen	QB	2015
Patchan, Matt	OT	1988
Smith, Darrin	LB	1997-98
Stubbs, Daniel	DE	1995
Sullivan, Tom	RB	1972-77
Tuten, Rick	P	1989
Washington, Brandon	OL	2012
Wheeler, Jared	OL	2015

PITTSBURGH STEELERS

PLAYER	POS	YEARS
Bentley, Albert	RB	1992
Burns, Artie	CB	2016-19
Butler, Rashad	OT	2013
Chickillo, Anthony	DL	2015-19
Davenport, Najeh	RB	2006-08
Dunn, Gary	NT	1976-87
Gordon, Richard	TE	2013
Green, Shayon	LB	2015
Haggerty, Mike	T	1967-70
Jelley, Tom	E	1951
Kalina, Dave	WR	1970
Kichelski, Walt	E	1940-42
McCord, Tyriq	LB	2016
Noppenberg, John	HB/FB	1940-41
Searcy, Leon	OL	1992-95
Spence, Sean	LB	2012-15, 2017-18
Swain, John	CB	1985-86
Van Dyke, DeMarcus	CB	2012-13
Waters, Herb	DB	2019
Williams, Warren	RB	1988-92

SAN FRANCISCO 49ERS

PLAYER	POS	YEARS
Armstrong, Ray Ray	LB	2015-17
Atkins, Baraka	DE	2009
Blades, Al	DB	2001-02



ALL-TIME #PROCANES BY TEAM

PLAYER	POS	YEARS
Burt, Jim	NT	1989-91
Carapella, Al	T	1951-55
Cleveland, Asante	TE	2014-15
Cline, Tony	DE	1976-77
Colbert, Adrian	DB	2017-19
Dorsey, Ken	QB	2003-05
Fagan, Kevin	DE	1987-93
Gore, Frank	RB	2005-14
Gooden, Tavares	LB	2011-12
Mira, George	QB	1964-68
Renfrow, Justin	DT	2015
Rumph, Mike	CB	2002-05
Stubbs, Dan	DE	1988-89
Torretta, Gino	QB	1995-96
Vollenweider, Jim	RB	1962-63
Williams, Andrew	DE	2003-04
Williams, Kevin	WR	2000

SEATTLE SEAHAWKS

PLAYER	POS	YEARS
Atkins, Baraka	DE	2007-08
Bell, Coleman	TE	1996
Blades, Bennie	DB	1997
Blades, Brian	WR	1988-98
Clark, Bernard	LB	1991
Cortes, Julio	LB	1987
Feagles, Jeff	P	1998-2002
Graham, Jimmy	TE	2015-17
Heaps, Jake	QB	2016-17
Homer, Travis	RB	2019
James, Edgerrin	RB	2009
Jennings, Kelly	CB	2006-10
Jones, Carlos	CB	1998
Jones, Ernie	DB	1976
Kennedy, Cortez	DT	1990-2000
McVeigh, John	DE	1986
Moss, Winston	LB	1995-97
Renfrow, Justin	DT	2014
Richardson, C.J.	DB	1996-98
Siegler, Dexter	CB	1996-98
Smith, Darrin	LB	1998-99
Torretta, Gino	QB	1996-97
Tuten, Rick	P	1991-97
Winslow II, Kellen	TE	2012
Williams, Darryl	DB	1996-99
Williams, Lester	DL	1987

TAMPA BAY BUCCANEERS

PLAYER	POS	YEARS
Bailey, Don	C	1983
Buchanan, Phillip	DB	2006-08
Cesare, Billy	DB/KR	1978-79, 1981
Cooper, Mark	G	1987-89
Copeland, Horace	WR	1993-98
Ericsson, Craig	QB	1992-94
Fitzgerald, Markese	DB	2002
Fullington, Darrell	DB	1992-93
Heffernan, David	OL	1988
James, Mike	RB	2013-16
Moss, Winston	LB	1987-91
Parrish, Roscoe	WR	2012
Popovich, Jeff	DB	2000
Sapp, Warren	DT	1995-2003
Sileo, Dan	DT	1987
Sullivan, Mike	OL	1992-95

PLAYER	POS	YEARS
Sweeney, Matt	DE	2000-01
Testaverde, Vinny	QB	1987-92
Thomas, Lamar	WR	1993-95
Walsh, Steve	QB	1997-98
Webster, Nate	LB	2000-03
Winslow II, Kellen	TE	2009-11

TENNESSEE TITANS

PLAYER	POS	YEARS
Barrow, Micheal	LB	1993-96
Cochrane, Kelly	QB	1972
Davis, Tanard	DB	2008
Gordon, Richard	TE	2014
Greaves, Gary	DE	1960
Harris, Brandon	DB	2014-15
Highsmith, Alonzo	FB	1987-89
Holmes, Kenny	DE	1997-2003
Johnson, Alex	WR	1991
Larkin, Eric	T	1987
McCarthy, Colin	LB	2011-14
McDowell, Bubba	S	1989-94
Payton, Jarett	RB	2005
Peguese, Willis	DE	1990-92
Spence, Sean	LB	2016

WASHINGTON REDSKINS

PLAYER	POS	YEARS
Armstead, Jessie	LB	2002-03
Bailey, Robert	CB	1995
Barrow, Micheal	LB	2004
Bell, Coleman	TE	1994-95
Bennett, Donnell	RB	2001
Bosseler, Don	FB	1957-64
Buchanan, Phillip	DB	2010-11
Byrd, LaRon	WR	2015
Dennison, Glenn	TE	1987
Flowers, Ereck	OL	2019
Frazier, Frank	G	1987
Green, Jamaal	DE	2007
Griffin, Keith	RB/KR	1984-88
Ham, Derrick	DE	1999-2000
Hankerson, Leonard	WR	2011-14
Jones, Larry	RB	1995-96
Joseph, Joe	DT	2010
Lang, Kenard	DE	1997-2001
Masterson, Bob	E	1938-43
McIntosh, Rocky	LB	2006-11
Mercer, Ivan	TE	2001-02
Meriweather, Brandon	S	2012-14
Miller, Danny	K	1982
Moss, Santana	WR	2005-14
Portis, Clinton	RB	2004-10
Rumph, Mike	CB	2006
Sharpton, Darryl	LB	
Taylor, Sean	S	2004-07
Russell, Twan	LB	1997-99
Vickers, Kipp	OG	1999, 2002

NOTE: Roster status as of July 1, 2019



NFL DRAFT PICKS

EARLY ERA 1936-1959

YEAR	RD	PICK	NAME, POS.	TEAM
1938	6	50	Bob Masterson, E	Chicago Bears
1940	13	113	John Noppenberg, B	Pittsburgh Steelers
	22	197	Walt Kichefski, E	Chicago Bears
1941	17	153	Terry Fox, B	Pittsburgh Steelers
1942	8	68	Tom Kearns, T	New York Giants
	15	140	Joe Krutulis, E	Chicago Bears
1944	18	183	Howie Plasman, B	Chicago Bears
	28	289	Pat Petroski, G	Pittsburgh Steelers
1945	3	18	Walter Watt, B	Chicago Cardinals
1946	23	211	Bill Levitt, C	Boston Yanks
	23	217	Ed Cameron, G	Philadelphia Eagles
1947	7	51	Tony Yovicins, E	Philadelphia Eagles
	8	56	Harvey James, C	Detroit Lions
	9	72	Bob McDougal, B	Green Bay Packers
1949	11	102	Ernie Settembre, T	Detroit Lions
	11	83	Ernie Settembre, T	Buffalo (AAFC)
1951	4	49	Tom Jelley, E	Chicago Bears
	5	54	Al Carapella, T	San Francisco 49ers
	13	152	Pete Mastellone, C	Philadelphia Eagles
	18	218	Frank Smith, B	New York Giants
	29	314	Ralph Fielier, E	Green Bay Packers
1952	1	8	Jim Dooley, B	Chicago Bears
	30	352	Wilfred Stolk, B	Chicago Cardinals
1953	15	172	Nick Chickillo, G	Chicago Cardinals
	24	282	Bob Schneidenbach, B	Pittsburgh Steelers
1954	21	247	Dan Tassotti, T	Pittsburgh Steelers
1955	4	39	Gordon Malloy, B	Detroit Lions
	7	75	Frank McDonald, E	Baltimore Colts
	11	122	Tom Pepsin, E	Chicago Cardinals
1956	1	8	Jack Losch, B	Green Bay Packers
	9	107	Whitey Rouviere, B	Washington Redskins
	10	118	Bob Nolan, E	Pittsburgh Steelers
	11	128	Mike Hudock, C	Green Bay Packers
1957	1	9	Don Bosseler, B	Washington Redskins
	4	49	Jack Johnson, B	Chicago Bears
	9	102	Charles Hutchings, T	Pittsburgh Steelers
	19	221	Phil Bennett, E	Pittsburgh Steelers
1958	4	46	John Varone, B	San Francisco 49ers

AFL/NFL ERA 1960-1966

YEAR	RD	PICK	NAME, POS.	TEAM
1961	5	68	Jack Novak, G	Green Bay Packers
	6	73	Jon O'Day, T	Washington Redskins
	15	201	Charles Linning, T	Chicago Bears
	15	208	Ray Lardani, T	Green Bay Packers
1962	3	30	Bill Miller, E	Minnesota Vikings
	8	106	Jim Vollenweider, B	San Francisco 49ers
	12	161	Bill Watts, T	Chicago Bears
	13	174	Bill Diamond, G	St. Louis Cardinals

YEAR	RD	PICK	NAME, POS.	TEAM
1963	5	60	Roland Benson, T	Los Angeles Rams
	8	100	Jim O'Mahoney, LB	Minnesota Vikings
	10	139	Nick Ryder, B	Detroit Lions
	15	206	Bob Dentel, C	Chicago Bears
	15	208	Jim Simon, E	Detroit Lions
	17	234	John Sisk, B	Chicago Bears
	20	270	Ben Rizzo, B	Philadelphia Eagles
1964	2	15	George Mira, QB	San Francisco 49ers
	5	70	Dan Conners, T	Chicago Bears
1965	3	37	Fred Brown, E	Los Angeles Rams
	12	162	Bob Werl, E	Los Angeles Rams

COMMON DRAFT 1967-1969

YEAR	RD	PICK	NAME, POS.	TEAM
1967	1	24	Gene Trosch, DT	Kansas City Chiefs
	6	140	Mike Haggerty, T	Pittsburgh Steelers
	10	241	Tom Beier, DB	Miami Dolphins
	16	418	Fred Cassidy, RB	Green Bay Packers
	17	422	Mario Cordoves, T	Miami Dolphins
1968	2	34	Bob Tatarak, DT	Buffalo Bills
	2	54	Jim Cox, WR	Miami Dolphins
	7	166	Steve Smith, TE	Cincinnati Bengals
	8	198	Hank Urbanowicz, DT	Minnesota Vikings
	8	205	Jerry Daanen, WR	St. Louis Cardinals
	10	253	Joe Mirto, T	Miami Dolphins
	15	388	Ken Corbin, LB	Miami Dolphins
	15	401	Bill Chambliss, G	Kansas City Chiefs
	15	408	Joe Mira, WR	Cincinnati Bengals
1969	2	33	Ted Hendricks, LB	Baltimore Colts

MODERN ERA 1970-PRES.

YEAR	RD	PICK	NAME, POS.	TEAM
1970	4	102	Tony Cline, LB	Oakland Raiders
	8	188	Bill Trout, DT	Cincinnati Bengals
	10	256	Vince Opalsky, RB	Dallas Cowboys
1971	9	228	Joe Schmidt, WR	Los Angeles Rams
	16	412	Tony Stawarz, DB	Oakland Raiders
1972	15	378	Tom Sullivan, RB	Philadelphia Eagles
	17	421	Kelly Cochrane, QB	Houston Oilers
1973	1	12	Chuck Foreman, RB	Minnesota Vikings
	1	13	Burgess Owens, DB	New York Jets
	2	35	Mike Barnes, DE	Baltimore Colts
	7	182	Tom Smith, RB	Miami Dolphins
	8	197	Al Palewicz, LB	Kansas City Chiefs
1975	1	11	Dennis Harrah, OT	Los Angeles Rams
	3	65	Woody Thompson, RB	Atlanta Falcons
	5	118	Joe Wysock, G	New York Jets
	5	121	Rubin Carter, DT	Denver Broncos
	7	167	Bill Capraun, T	Philadelphia Eagles
	15	368	Steve Marcantonio, WR	Chicago Bears
	16	395	Witt Beckman, WR	Chicago Bears

HISTORY



NFL DRAFT PICKS

YEAR	RD	PICK NAME, POS.	TEAM	YEAR	RD	PICK NAME, POS.	TEAM
1976	5	145 Steadman Scavella, LB	Detroit Lions		12	321 John McVeigh, LB	Seattle Seahawks
	5	153 Ernie Jones, DB	Seattle Seahawks	1987	1	1 Vinny Testaverde, QB	Tampa Bay Bucs
	5	156 Larry Bates, RB	Seattle Seahawks		1	3 Alonzo Highsmith, RB	Houston Oilers
	6	159 Gary Dunn, DT	Pittsburgh Steelers		1	9 Jerome Brown, DT	Philadelphia Eagles
	16	451 Steve Ludwig, C	Baltimore Colts		2	32 Gregg Rakoczy, C	Cleveland Browns
	16	455 George Demopoulos, T	Cincinnati Bengals		2	50 Winston Moss, LB	Tampa Bay Bucs
1977	1	3 Eddie Edwards, DE	Cincinnati Bengals		5	140 Paul O'Connor, G	New York Giants
	8	217 Phil August, WR	Pittsburgh Steelers		11	297 Darryl Oliver, RB	Seattle Seahawks
	10	266 Dennis Breckner, DE	Chicago Bears	1988	1	3 Bennie Blades, S	Detroit Lions
1978	1	27 Don Latimer, DT	Denver Broncos		1	11 Michael Irvin, WR	Dallas Cowboys
	2	48 John Turner, DB	Minnesota Vikings		2	33 Danny Stubbs, OLB	San Francisco 49ers
	8	196 John McGriff, LB	Tampa Bay Bucs		2	49 Brian Blades, WR	Seattle Seahawks
	9	224 Larry Brown, T	Kansas City Chiefs		2	52 Brett Perriman, WR	New Orleans Saints
	10	269 Bryan Ferguson, DB	New England Patriots		3	64 Matt Patchan, T	Philadelphia Eagles
	11	301 George Halas, LB	Seattle Seahawks		5	124 Darrell Fullington, S	Minnesota Vikings
1979	1	8 Ottis Anderson, RB	St. Louis Cardinals		6	155 Warren Williams, RB	Pittsburgh Steelers
	1	17 Don Smith, DE	Atlanta Falcons		8	197 Alfredo Roberts, TE	Kansas City Chiefs
	7	172 Steve Alvers, TE	New York Giants		10	269 Derwin Jones, DE	Seattle Seahawks
	11	284 Ken Johnson, RB	New York Giants		12	331 George Mira, LB	San Francisco 49ers
1980	12	326 Gene Coleman, DB	Tampa Bay Bucs	1989	1	21 Bill Hawkins, DE	Los Angeles Rams
1981	4	101 John Swain, DB	Minnesota Vikings		1	26 Cleveland Gary, RB	Los Angeles Rams
	10	263 Jim Joiner, WR	St. Louis Cardinals		3	77 Bubba McDowell, DB	Houston Oilers
	11	290 Pat Walker, WR	Denver Broncos		7	180 Melvin Bratton, RB	Denver Broncos
1982	1	27 Lester Williams, NT	New England Patriots		10	252 Rod Carter, LB	Dallas Cowboys
	5	112 Fred Marion, DB	New England Patriots		11	280 Randy Shannon, LB	Dallas Cowboys
	5	120 Bob Nelson, DT	Miami Dolphins	1990	1	3 Cortez Kennedy, DT	Seattle Seahawks
	9	228 David Jefferson, LB	Seattle Seahawks		3	64 Jimmie Jones, DT	Dallas Cowboys
	10	268 Larry Brodsky, WR	Kansas City Chiefs		3	65 Bernard Clark, ILB	Cincinnati Bengals
	11	281 Dan Miller, K	Washington Redskins		3	72 Willis Peguese, DE	Houston Oilers
	12	310 Scott Nicolas, LB	Cleveland Browns		3	79 Greg Mark, ILB	New York Giants
1982	12	331 Mike Rodrigue, WR	Miami Dolphins		5	126 Richard Newbill, LB	Houston Oilers
1983	1	14 Jim Kelly, QB	Buffalo Bills		9	223 Dale Dawkins, WR	New York Jets
	2	31 Mark Cooper, T	Denver Broncos		10	256 Kenny Berry, DB	San Diego Chargers
	4	100 Mark Rush, RB	Minnesota Vikings		12	315 Bobby Harden, S	Miami Dolphins
	5	131 Tony Chickillo, DT	Tampa Bay Bucs	1991	1	1 Russell Maryland, DT	Dallas Cowboys
	7	176 Rocky Belk, WR	Cleveland Browns		1	23 Randal Hill, WR	Miami Dolphins
	8	214 Ronnie Lippett, DB	New England Patriots		2	40 Shane Curry, DE	Indianapolis Colts
	11	283 Don Bailey, C	Denver Broncos		2	42 Wesley Carroll, WR	New Orleans Saints
1984	2	39 Glenn Dennison, TE	New York Jets		4	107 Robert Bailey, DB	Los Angeles Rams
	2	53 Jay Brophy, LB	Miami Dolphins		5	131 Craig Erickson, QB	Philadelphia Eagles
	3	77 Rodney Bellinger, DB	Buffalo Bills		6	153 Mike Sullivan, G	Dallas Cowboys
	3	82 Speedy Neal, RB	Buffalo Bills		8	220 Roland Smith, DB	Miami Dolphins
	8	198 Fred Robinson, DE	Tampa Bay Bucs		10	251 Randy Bethel, TE	New England Patriots
	10	279 Keith Griffin, RB	Washington Redskins		10	278 Luis Cristobal, G	New York Giants
	11	308 Lawrence Thompson, WR	Minnesota Vikings		12	325 Alex Johnson, WR	Houston Oilers
1985	1	13 Eddie Brown, WR	Cincinnati Bengals	1992	1	11 Leon Searcy, T	Pittsburgh Steelers
	4	88 Willie Broughton, DE	Indianapolis Colts		1	28 Darryl Williams, DB	Cincinnati Bengals
	7	183 Dave Heffernan, G	Kansas City Chiefs		4	86 Craig Erickson, QB	Tampa Bay Bucs
	7	194 Dallas Cameron, DT	Denver Broncos		10	263 Anthony Hamlet, DE	Seattle Seahawks
	8	206 Joe Kohlbrand, LB	New Orleans Saints		12	312 Kelvin Harris, C	Los Angeles Rams
1986	4	102 Kevin Fagan, DT	San Francisco 49ers		12	315 Carlos Huerta, P	San Diego Chargers
	5	115 Reggie Sutton, DB	New Orleans Saints	1993	2	33 Ryan McNeil, DB	Detroit Lions
	10	265 Willie Smith, TE	Cleveland Browns		2	46 Kevin Williams, WR	Dallas Cowboys



NFL DRAFT PICKS

YEAR	RD	PICK NAME, POS.	TEAM	YEAR	RD	PICK NAME, POS.	TEAM
	2	47 Michael Barrow, LB	Houston Oilers		7	227 Joaquin Gonzalez, OT	Cleveland Browns
	2	56 Darrin Smith, LB	Dallas Cowboys	2003	1	3 Andre Johnson, WR	Houston Texans
	3	60 Lamar Thomas, WR	Tampa Bay Bucs		1	15 Jerome McDougle, DE	Philadelphia Eagles
	4	104 Horace Copeland, WR	Tampa Bay Bucs		1	23 Willis McGahee, RB	Buffalo Bills
	6	157 Carlos Etheredge, TE	Indianapolis Colts		1	25 William Joseph, DT	New York Giants
	7	192 Gino Torretta, QB	Minnesota Vikings		3	89 Andrew Williams, DE	San Francisco 49ers
	8	207 Jessie Armstead, LB	New York Giants		4	131 Jamaal Green, DE	Philadelphia Eagles
1994	2	58 Donnell Bennett, RB	Kansas City Chiefs		5	150 Matt Walters, DE	New York Jets
	5	150 Darren Krein, DE	San Diego Chargers		7	241 Ken Dorsey, QB	San Francisco 49ers
1995	1	12 Warren Sapp, DT	Tampa Bay Bucs	2004	1	5 Sean Taylor, S	Washington Redskins
	2	52 Patrick Riley, DT	Chicago Bears		1	6 Kellen Winslow II, TE	Cleveland Browns
	3	78 Chris T. Jones, WR	Philadelphia Eagles		1	12 Jonathan Vilma, LB	New York Jets
	4	103 Larry Jones, RB	Washington Redskins		1	17 D.J. Williams, LB	Denver Broncos
	5	157 James Stewart, RB	Minnesota Vikings		1	19 Vernon Carey, OT	Miami Dolphins
	7	211 C.J. Richardson, DB	Houston Oilers		1	21 Vince Wilfork, DT	New England Patriots
	7	231 A.C. Tellison, WR	Cleveland Browns		7	213 Darrell McClover, LB	New York Jets
1996	1	26 Ray Lewis, LB	Baltimore Ravens		7	215 Alfonso Marshall, DB	Chicago Bears
	6	175 Derrick Harris, RB	St. Louis Rams		7	254 Carlos Joseph, OT	San Diego Chargers
1997	1	15 Yatil Green, WR	Miami Dolphins	2005	1	8 Antrel Rolle, CB	Arizona Cardinals
	1	17 Kenard Lang, DE	Washington Redskins		2	55 Roscoe Parrish, WR	Buffalo Bills
	1	18 Kenny Holmes, DE	Tennessee Oilers		3	65 Frank Gore, RB	San Francisco 49ers
	4	111 Tremain Mack, DB	Cincinnati Bengals		3	86 Kevin Everett, TE	Buffalo Bills
	5	133 Marcus Wimberly, DB	Atlanta Falcons		6	200 Chris Myers, G	Denver Broncos
	5	148 Twan Russell, LB	Washington Redskins	2006	1	31 Kelly Jennings, CB	Seattle Seahawks
	6	192 Tony Gaiter, WR	New England Patriots		2	35 Rocky McIntosh, LB	Washington Redskins
	7	211 Carlos Jones, DB	Seattle Seahawks		2	44 Sinorice Moss, WR	New York Giants
1998	1	10 Duane Starks, CB	Baltimore Ravens		2	57 Devin Hester, RB	Chicago Bears
	3	74 Jammi German, WR	Atlanta Falcons		3	66 Eric Winston, OT	Houston Texans
1999	1	4 Edgerrin James, RB	Indianapolis Colts		3	89 Rashad Butler, OT	Carolina Panthers
	5	135 Nick Luchey, FB	Cincinnati Bengals		4	110 Leon Williams, LB	Cleveland Browns
	7	245 Scott Covington, QB	Cincinnati Bengals		4	133 Orien Harris, DT	Pittsburgh Steelers
2000	1	14 Bubba Franks, TE	Green Bay Packers		5	154 Marcus Maxey, CB	Kansas City Chiefs
	2	56 Michael Boireau, DE	Minnesota Vikings	2007	1	24 Brandon Meriweather, S	New England Patriots
	3	90 Nate Webster, LB	Tampa Bay Bucs		1	25 Jon Beason, LB	Carolina Panthers
	5	148 Richard Mercier, G	Baltimore Ravens		1	31 Greg Olsen, TE	Chicago Bears
	7	227 Mondriel Fulcher, TE	Oakland Raiders		4	121 Baraka Atkins, DE	Seattle Seahawks
2001	1	11 Dan Morgan, LB	Carolina Panthers		4	127 Kareem Brown, DT	New England Pats
	1	12 Damione Lewis, DT	St. Louis Rams	2008	1	31 Kenny Phillips, S	New York Giants
	1	16 Santana Moss, WR	New York Jets		2	50 Calais Campbell, DE	Arizona Cardinals
	1	30 Reggie Wayne, WR	Indianapolis Colts		3	71 Tavares Gooden, LB	Baltimore Ravens
	3	65 James Jackson, RB	Cleveland Browns	2009	6	176 Spencer Adkins, LB	Atlanta Falcons
	6	200 Leonard Myers, CB	New England Patriots	2010	3	95 Jimmy Graham, TE	New Orleans Saints
	7	245 Andre King, WR	Cleveland Browns		4	102 Darryl Sharpton, LB	Houston Texans
2002	1	7 Bryant McKinnie, OT	Minnesota Vikings		4	128 Jason Fox, OT	Detroit Lions
	1	14 Jeremy Shockey, TE	New York Giants		7	235 Dedrick Epps, TE	San Diego Chargers
	1	17 Phillip Buchanon, CB	Oakland Raiders	2011	2	46 Orlando Franklin, OT	Denver Broncos
	1	24 Ed Reed, FS	Baltimore Ravens		2	60 Brandon Harris, CB	Houston Texans
	1	26 Mike Rumph, CB	San Francisco 49ers		3	79 Leonard Hankerson, WR	Washington Redskins
	2	51 Clinton Portis, RB	Denver Broncos		3	81 DeMarcus Van Dyke, CB	Oakland Raiders
	4	116 Martin Bibla, G	Atlanta Falcons		3	86 Allen Bailey, DE	Kansas City Chiefs
	4	135 Najeh Davenport, RB	Green Bay Packers		4	109 Colin McCarthy, LB	Tennessee Titans
	6	183 James Lewis, DB	Indianapolis Colts		6	181 Richard Gordon, TE	Oakland Raiders
	7	226 Daryl Jones, WR	New York Giants		6	192 Matt Bosher, P	Atlanta Falcons



NFL DRAFT PICKS

YEAR	RD	PICK	NAME, POS.	TEAM
2012	3	72	Olivier Vernon, DE	Miami Dolphins
	3	86	Sean Spence, LB	Pittsburgh Steelers
	4	97	Lamar Miller, RB	Miami Dolphins
	4	100	Travis Benjamin, WR	Cleveland Browns
	6	198	Tommy Streater, WR	Baltimore Ravens
	6	200	Brandon Washington, G	Philadelphia
2013	5	149	Brandon McGee, DB	St. Louis Rams
	6	189	Mike James, RB	Tampa Bay Bucs
2014	3	93	Brandon Linder, OG	Jacksonville Jaguars
	6	191	Pat O'Donnell, P	Chicago Bears
	7	237	Seantrel Henderson, OL	Buffalo Bills
2015	1	9	Ereck Flowers, OL	New York Giants
	1	29	Phillip Dorsett, WR	Indianapolis Colts
	2	48	Denzel Perryman, LB	San Diego Chargers
	3	68	Clive Walford, TE	Oakland Raiders
	3	77	Duke Johnson, RB	Cleveland Browns
	4	128	Jon Feliciano, OL	Oakland Raiders
	6	212	Anthony Chickillo, DL	Pittsburgh Steelers
2016	1	25	Artie Burns, CB	Pittsburgh Steelers
	4	124	Deon Bush, S	Chicago Bears
2017	1	29	David Njoku, TE	Cleveland Browns
	4	113	Rayshawn Jenkins, DB	Los Angeles Chargers
	5	152	Corn Elder, DB	Carolina Panthers
	5	180	Danny Isidora, OL	Minnesota Vikings
	6	196	Al-Quadin Muhammad, DL	New Orleans Saints
	6	215	Brad Kaaya, QB	Detroit Lions
	7	219	Stacy Coley, WR	Minnesota Vikings
	7	229	Adrian Colbert, DB	San Francisco 49ers
	7	240	Marquez Williams, FB	Jacksonville Jaguars
2018	3	67	Chad Thomas, DL	Cleveland Browns
	4	112	Mark Walton, RB	Cincinnati Bengals
	4	107	Chris Herndon, TE	New York Jets
	5	139	RJ McIntosh, DL	New York Giants
	6	210	Braxton Berrios, WR	New England Patriots
	7	242	Kendrick Norton, DL	Carolina Panthers
2019	4	119	Sheldrick Redwine, DB	Cleveland Browns
	5	158	Michael Jackson, DB	Dallas Cowboys
	5	165	Joe Jackson, DL	Dallas Cowboys
	6	181	Jaquan Johnson, DB	Buffalo Bills
	6	204	Travis Homer, RB	Seattle Seahawks

29	232	John Sisk Jr., DB	Kansas City Chiefs	
1964	2	15	Dan Conners, LB	Oakland Raiders
	18	137	George Mira, QB	Denver Broncos
1965	8	63	Fred Brown, LB	Boston Patriots
1966	5	40	Russ Smith, RB	San Diego Chargers
	6	42	Ed Weisacosky, LB	Miami Dolphins
	7	59	Pete Banaszak, RB	Oakland Raiders
	19	166	Tom Coughlin, DE	Denver Broncos

SUPPLEMENTAL DRAFT PICKS

YEAR	RD	PICK	NAME, POS.	TEAM
1984	1		Bernie Kosar, QB	Cleveland Browns
	2		Albert Bentley, RB	Indianapolis Colts
1987	3		Dan Sileo, DT	Tampa Bay Bucs
1989	1		Steve Walsh, QB	Dallas Cowboys

HISTORY

AFL DRAFT PICKS

1960-66

YEAR	RD	PICK	NAME, POS.	TEAM
1960	—	—	Bob Rosbaugh, HB	Denver Broncos
	—	—	Fran Curci, QB	Minneapolis (Oakland)
	—	—	Jim Otto, C	Minneapolis (Oakland)
1961	8	59	Charles Linning, T	Buffalo Bills
	8	62	John O'Day, T	Dallas Texans
	24	188	Jack Novak, G	Oakland Raiders
1962	2	11	Bill Miller, E	Dallas Texans
	18	137	Jim Vollenweider, FB	Oakland Raiders
	34	270	Ray Lardani, T	Boston Patriots
1963	9	71	Jim Simon, G	Boston Patriots
	15	119	Bob Dentel, C	Boston Patriots
	16	123	Nick Ryder, FB	New York Jets
	16	127	Rex Benson, T	Houston Oilers

HURRICANES IN THE SUPER BOWL

YEAR	SB	PLAYER, POS.	TEAM	YEAR	SB	PLAYER, POS.	TEAM
1966	I	Walt Corey, LB	Kansas City Chiefs	1995		Russell Maryland, DT	Dallas Cowboys
1967	II	Pete Banaszak, HB	Oakland Raiders			Darrin Smith, LB	Dallas Cowboys
		Dan Conners, LB	Oakland Raiders			Kevin Williams, WR	Dallas Cowboys
		Bill Miller, DL	Oakland Raiders			Leon Searcy, OL	Pittsburgh Steelers
		Jim Otto, C	Oakland Raiders	1998	XXXIII	K.C. Jones, C	Denver Broncos
1969	IV	Gene Trosch, DE	Kansas City Chiefs	1999	XXXIV	Kenny Holmes, DE	Tennessee Titans
1970	V	Ted Hendricks, LB	Baltimore Colts			Derrick Harris, FB	St. Louis Rams
1971	VI	George Mira Sr., QB	Miami Dolphins	2000	XXXV	Jessie Armstead, LB	New York Giants
1973	VIII	Chuck Foreman, RB	Minnesota Vikings			Michael Barrow, LB	New York Giants
1974	IX	Chuck Foreman, RB	Minnesota Vikings			Robert Bailey, DB	Baltimore Ravens
1976	XI	Pete Banaszak, HB	Oakland Raiders			Ray Lewis, LB	Baltimore Ravens
		Ted Hendricks, LB	Oakland Raiders			Duane Starks, DB	Baltimore Ravens
		Chuck Foreman, RB	Minnesota Vikings			Kipp Vickers, OL	Baltimore Ravens
1977	XII	Rubin Carter, NT	Denver Broncos	2001	XXXVI	Damione Lewis, DT	St. Louis Rams
1978	XIII	Gary Dunn, DT	Pittsburgh Steelers			Leonard Myers, DB	New England Patriots
1979	XIV	Gary Dunn, DT	Pittsburgh Steelers	2002	XXXVII	Warren Sapp, DT	Tampa Bay Buccaneers
		Dennis Harrah, OG	Los Angeles Rams			Nate Webster, LB	Tampa Bay Buccaneers
1980	XV	Ted Hendricks, LB	Oakland Raiders	2003	XXXVIII	Dan Morgan, LB	Carolina Panthers
		Burgess Owens, S	Oakland Raiders	2004	XXXIX	Jerome McDougal, DE	Philadelphia Eagles
1981	XVI	Eddie Edwards, DE	Cincinnati Bengals			Jamaal Green, DE	Philadelphia Eagles
1982	XVII	Woody Bennett, RB	Miami Dolphins			Vince Wilfork, DT	New England Patriots
1983	XVIII	Ted Hendricks, LB	Oakland Raiders	2006	XLII	Tanard Davis, DB	Indianapolis Colts
1984	XIX	Woody Bennett, RB	Miami Dolphins			Reggie Wayne, WR	Indianapolis Colts
		Jay Brophy, LB	Miami Dolphins			Devin Hester, KR	Chicago Bears
1985	XX	Ronnie Lippett, CB	New England Patriots			Darrell McClover, LB	Chicago Bears
		Fred Marion, S	New England Patriots	2007	XLII	Jeff Feagles, P	New York Giants
		Lester Williams, NT	New England Patriots			Sinorice Moss, WR	New York Giants
						Brandon Meriweather, S	New England Patriots
1986	XXI	Ottis Anderson, RB	New York Giants			Vince Wilfork, DT	New England Patriots
		Jim Burt, NT	New York Giants	2008	XLIII	Calais Campbell, DE	Arizona Cardinals
		Rubin Carter, NT	Denver Broncos			Antrel Rolle, DB	Arizona Cardinals
		Mark Cooper, OG	Denver Broncos			Edgerin James, RB	Arizona Cardinals
1987	XXII	Rubin Carter, NT	Denver Broncos	2009	XLIV	Glenn Sharpe, CB	New Orleans Saints
		Mark Cooper, OG	Denver Broncos			Jeremy Shockey, TE	New Orleans Saints
		Keith Griffin, RB	Washington Redskins			Jonathan Vilma, LB	New Orleans Saints
1988	XXIII	Eddie Brown, WR	Cincinnati Bengals			Reggie Wayne, WR	Indianapolis Colts
		Kevin Fagan, DE	San Francisco 49ers	2010	XLV	Sam Shields, CB	Green Bay Packers
		Daniel Stubbs, DE	San Francisco 49ers	2011	XLVI	Vince Wilfork, DT	New England Patriots
1989	XXIV	Melvin Bratton, RB	Denver Broncos			Dwayne Hendricks, DT	New York Giants
		Jim Burt, NT	San Francisco 49ers			Bruce Johnson, DB	New York Giants
		Kevin Fagan, DE	San Francisco 49ers			Kenny Phillips, SS	New York Giants
		Daniel Stubbs, DE	San Francisco 49ers			Antrel Rolle, DB	New York Giants
1990	XXV	Ottis Anderson, RB	New York Giants	2012	XLVII	Tavares Gooden, LB	San Francisco 49ers
		Jim Kelly, QB	Buffalo Bills			Frank Gore, RB	San Francisco 49ers
1991	XXVI	Jim Kelly, QB	Buffalo Bills			Ray Lewis, LB	Baltimore Ravens
1992	XXVI	Jim Kelly, QB	Buffalo Bills			Bryant McKinnie, OL	Baltimore Ravens
		Michael Irvin, WR	Dallas Cowboys			Ed Reed, S	Baltimore Ravens
		Jimmie Jones, DT	Dallas Cowboys			Orlando Franklin, OL	Denver Broncos
		Russell Maryland, DT	Dallas Cowboys	2014	XLIX	Vince Wilfork, DT	New England Patriots
1993	XXVIII	Coleman Bell, TE	Dallas Cowboys	2015	L	Greg Olsen, TE	Carolina Panthers
		Michael Irvin, WR	Dallas Cowboys	2016	LI	Matt Boshers, P	Atlanta Falcons
		Jimmie Jones, DT	Dallas Cowboys	2017	LII	Phillip Dorsett, WR	New England Patriots
		Bernie Kosar, QB	Dallas Cowboys	2018	LIII	Phillip Dorsett, WR	New England Patriots
		Russell Maryland, DT	Dallas Cowboys			LIII Ufomba Kamalu, DL	New England Patriots
		Alfredo Roberts, TE	Dallas Cowboys			LIII Sam Shields, DB	Los Angeles Chargers
		Darrin Smith, LB	Dallas Cowboys				
		Kevin Williams, WR	Dallas Cowboys				
		Jim Kelly, QB	Buffalo Bills				
1995	XXX	Robert Bailey, DB	Dallas Cowboys				
		Michael Irvin, WR	Dallas Cowboys				



HURRICANES IN THE PRO BOWL

YEAR	PLAYER	TEAM	YEAR	PLAYER	TEAM
1980	Ted Hendricks, LB	Oakland Raiders	2002	Bubba Franks, TE	Green Bay Packers
	Ottis Anderson, RB	Los Angeles Rams		Warren Sapp, DT	Tampa Bay Bucs
	Dennis Harrah, G	Los Angeles Rams		Bubba Franks, TE	Green Bay Packers
1981	Ted Hendricks, LB	Oakland Raiders		Jeremy Shockey, TE	New York Giants
1982	Ted Hendricks, LB	Los Angeles Raiders		Warren Sapp, DT	Tampa Bay Bucs
1983	Ted Hendricks, LB	Los Angeles Raiders	2003	Ray Lewis, LB	Baltimore Ravens
1985	Dennis Harrah, G	Los Angeles Rams		Ed Reed, S	Baltimore Ravens
	Fred Marion, S	New England Patriots		Clinton Portis, RB	Denver Broncos
1986	Dennis Harrah, G	Los Angeles Rams	Jeremy Shockey, TE	New York Giants	
	Jim Burt, DT	New York Giants	Warren Sapp, DT	Tampa Bay Bucs	
1987	Bernie Kosar, QB	Cleveland Browns	2004	Ray Lewis, LB	Baltimore Ravens
	Dennis Harrah, G	Los Angeles Rams		Ed Reed, S	Baltimore Ravens
1988	Eddie Brown, WR	Cincinnati Bengals		Dan Morgan, LB	Carolina Panthers
1989	Brian Blades, WR	Seattle Seahawks	Andre Johnson, WR	Houston Texans	
1990	Jim Kelly, QB	Buffalo Bills	Edgerrin James, RB	Indianapolis Colts	
1991	Jim Kelly, QB	Buffalo Bills	2005	Edgerrin James, RB	Indianapolis Colts
	Michael Irvin, WR	Dallas Cowboys		Jeremy Shockey, TE	New York Giants
	Bennie Blades, S	Detroit Lions	Jonathan Vilma, LB	New York Jets	
	Cortez Kennedy, DT	Seattle Seahawks	Santana Moss, WR	Washington Redskins	
1992	Jim Kelly, QB	Buffalo Bills	2006	Ray Lewis, LB	Baltimore Ravens
	Michael Irvin, WR	Dallas Cowboys		Ed Reed, S	Baltimore Ravens
	Cortez Kennedy, DT	Seattle Seahawks	Devin Hester, KR	Chicago Bears	
1993	Michael Irvin, WR	Dallas Cowboys	Andre Johnson, WR	Houston Texans	
	Cortez Kennedy, DT	Seattle Seahawks	Reggie Wayne, WR	Indianapolis Colts	
1994	Michael Irvin, WR	Dallas Cowboys	Jeremy Shockey, TE	New York Giants	
	Cortez Kennedy, DT	Seattle Seahawks	Frank Gore, RB	San Francisco 49ers	
1995	Michael Irvin, WR	Dallas Cowboys	Sean Taylor, S	Washington Redskins	
	Cortez Kennedy, DT	Seattle Seahawks	2007	Ray Lewis, LB	Baltimore Ravens
1996	Vinny Testaverde, QB	Baltimore Ravens		Willis McGahee, RB	Baltimore Ravens
	Cortez Kennedy, DT	Seattle Seahawks	Ed Reed, S	Baltimore Ravens	
1997	Ray Lewis, LB	Baltimore Ravens	Devin Hester, KR	Chicago Bears	
	Jessie Armstead, LB	New York Giants	Kellen Winslow Jr., TE	Cleveland Browns	
	Warren Sapp, DT	Tampa Bay Bucs	Reggie Wayne, WR	Indianapolis Colts	
	Ray Lewis, LB	Baltimore Ravens	Vince Wilfork, DT	New England Patriots	
1998	Jessie Armstead, LB	New York Giants	Sean Taylor, S	Washington Redskins	
	Vinny Testaverde, QB	New York Jets	Ray Lewis, LB	Baltimore Ravens	
	Cortez Kennedy, DT	Seattle Seahawks	Ed Reed, S	Baltimore Ravens	
	Warren Sapp, DT	Tampa Bay Bucs	Jon Beason, LB	Carolina Panthers	
1999	Ray Lewis, LB	Baltimore Ravens	Andre Johnson, WR	Houston Texans	
	Tremain Mack, S	Cincinnati Bengals	Reggie Wayne, WR	Indianapolis Colts	
	Edgerrin James, RB	Indianapolis Colts	Jeff Feagles, P	New York Giants	
	Leon Searcy, OT	Jacksonville Jaguars	Clinton Portis, RB	Washington Redskins	
	Jessie Armstead, LB	New York Giants	2009	Antrel Rolle, S	Arizona Cardinals
	Cortez Kennedy, DT	Seattle Seahawks		Ray Lewis, LB	Baltimore Ravens
2000	Warren Sapp, DT	Tampa Bay Bucs	Ed Reed, S	Baltimore Ravens	
	Ray Lewis, LB	Baltimore Ravens	Jon Beason, LB	Carolina Panthers	
	Edgerrin James, RB	Indianapolis Colts	Andre Johnson, WR	Houston Texans	
	Jessie Armstead, LB	New York Giants	Reggie Wayne, WR	Indianapolis Colts	
2001	Warren Sapp, DT	Tampa Bay Bucs	Bryant McKinnie, OT	Minnesota Vikings	
	Ray Lewis, LB	Baltimore Ravens	Vince Wilfork, DT	New England Patriots	
			Brandon Meriweather, S	New England Patriots	

HISTORY

HURRICANES IN THE PRO BOWL

YEAR	PLAYER	TEAM	
2010	Jonathan Vilma, LB	New Orleans Saints	
	Frank Gore, RB	San Francisco 49ers	
	Antrel Rolle, S	Arizona Cardinals	
	Ray Lewis, LB	Baltimore Ravens	
	Ed Reed, S	Baltimore Ravens	
	Jon Beason, LB	Carolina Panthers	
	Andre Johnson, WR	Houston Texans	
	Reggie Wayne, WR	Indianapolis Colts	
	Bryant McKinnie, OT	Minnesota Vikings	
	Vince Wilfork, DT	New England Patriots	
	Brandon Meriweather, S	New England Patriots	
2011	Jonathan Vilma, LB	New Orleans Saints	
	Frank Gore, RB	San Francisco 49ers	
	Ed Reed, S	Baltimore Ravens	
	Ray Lewis, LB	Baltimore Ravens	
	Jon Beason, LB	Carolina Panthers	
	Devin Hester, KR	Chicago Bears	
	Andre Johnson, WR	Houston Texans	
	Reggie Wayne, WR	Indianapolis Colts	
	Vince Wilfork, DT	New England Patriots	
	Brandon Meriweather, S	New England Patriots	
	Jonathan Vilma, LB	New Orleans Saints	
2012	Antrel Rolle, S	New York Giants	
	Ed Reed, S	Baltimore Ravens	
	Ray Lewis, LB	Baltimore Ravens	
	Willis McGahee, RB	Denver Broncos	
	Jimmy Graham, TE	New Orleans Saints	
	Frank Gore, RB	San Francisco 49ers	
	Chris Myers, C	Houston Texans	
	Vince Wilfork, DT	New England Patriots	
	2013	Reggie Wayne, WR	Indianapolis Colts
		Andre Johnson, WR	Houston Texans
		Chris Myers, C	Houston Texans
Ed Reed, S		Baltimore Ravens	
2014	Vince Wilfork, DT	New England Patriots	
	Frank Gore, RB	San Francisco 49ers	
	Jimmy Graham, TE	New Orleans Saints	
	Antrel Rolle, S	New York Giants	
2015	Frank Gore, RB	San Francisco 49ers	
	Andre Johnson, WR	Houston Texans	
	Calais Campbell, DL	Arizona Cardinals	
	Devin Hester, WR	Atlanta Falcons	
2016	Greg Olsen, TE	Carolina Panthers	
	Andre Johnson, WR	Houston Texans	
2017	Calais Campbell, DL	Arizona Cardinals	
	Greg Olsen, TE	Carolina Panthers	
2018	Jimmy Graham, TE	Seattle Seahawks	
	Lamar Miller, RB	Houston Texans	
	Calais Campbell, DL	Jacksonville Jaguars	
	Olivier Vernon, DL	New York Giants	



ALL-TIME LETTERMEN

A

Aaron, Doyle	1988-89-90
Abbott, Bob	1967-68
Abdallah, Luqman	2006-07
Abdul Qawi, Rashid	1993-94-95
Abramson, Ross	2005-06-07
Acuff, John	1966-67-68
Adams, Mike	1975-76
Adkins, Spencer	2005-06-07-08
Adler, Alfred	1941-42,46-47
Aguiera, Ralph	1951-52
Akpejori, Raphael	2014
Albrecht, Richard	1952
Alder, Alfred	1941-42
Alekna, Dave	1985-86
Alford, Colin	2015
Allen, Harold	1949-50
Alter, Foster	1931
Altheide, Gary	1971-72-73
Alvers, Steve	1977-78
Anderson, Jeff	1970
Anderson, Larry	2000-01-02-03
Anderson, Ottis	1975-76-77-78
Anderson, Rhyan	2005
Andreadis, John	1963
Andres, Omar	1993-94
Arcangeletti, Ray	1949-50-51
Archer, Mike	1973-74-75
Arenas, Alvario	1978
Arline, Darell	1999
Armbrister, Thurston	2012-13-14
Armour, Carlos	2004, 2006-07-08
Armstead, Jessie	1989-90-91-92
Armstrong, Ray-Ray	2009-10-11
Arries, Verdun	1939-40
Ashman, Rod	1927-28
Atkins, Baraka	2003-04-05-06
Atrio, Andy	1995-96
August, Phil	1973-74-75-76
Austin, Jimmy	1982
Axson, Mozell	1977-78-79-80
Azer, Mike	1988-89
Azrak, Fred	1976-77-78

B

Babb, Larry	1959
Badgley, Michael	2014-15-16-17
Bahen, John	1961-63
Bailey, Allen	2007-08-09-10
Bailey, Don	1979-80-81-82
Bailey, Robert	1987-88-89-90
Bain, Andrew	2004-05-06-07
Bain, Tolbert	1984-85-86-87
Bain, Travarous	2003-04
Baker, Charles	1934-35
Baker, E.J.	1976-77-78
Baker, Frank	1965-66
Baker, Kary	1973-74-75
Banaszak, Pete	1963-64-65
Bandy, Trajan	2017-18
Baratta, Andy	1979-80-81-82
Barbarino, Clem	1978-80-81
Barber, Rudy	1990-91-92-93
Barlow, John	1970
Barnes, Marlin	1994-95
Barnes, Mike	1970-71-72
Barnett, John	1966-67-68
Barney, Chris	2006
Barnwell, Scott	1993
Barone, Steve	1973
Barrett, Pat	1969-70
Barrington, Glenn	1944
Barrow, Micheal	1989-90-91-92
Bartemus, Joe	1944
Barth, Robert	1963-64-65
Bartolovich, Joseph	1950-51
Barwick, Bill	1943
Bass, Robert	1992-93
Bates, Johnny	1930-31-32
Bates, Junior	1969-70
Bates, Larry	1974-75
Batten, Gage	2015-16
Baxa, Bubba	2018
Beard, Kevin	2000-01-02-03
Beary, James	1934
Beasley, Eric	1973
Beason, Jon	2004-05-06



ALL-TIME LETTERMEN

Bebber, Gene	1964	Blanchard, Norman	1964-65
Beck, Frank	1963-64-65	Blasko, Byron	1957
Beckman, Witt	1971-72-74	Bleier, Theodore	1927-28-29
Beier, Tom	1965-66	Bloxsom, Charles	1976-77-78
Belk, Rocky	1980-81-82	Bodie, Larry	1965-66-67
Bell, Coleman	1990-91-92	Bogart, Eugene	1940
Bellamy, Ray	1968-69	Boireau, Michael	1998-99
Bellinger, Rodney	1980-82-83	Bolash, John	1936-37-38
Bender, Vic	1965	Bolton, Broderick	1978-79
Benes, Edgar	1987-88	Boney, Fleeman	1934-35
Benjamin, Travis	2008-09-10-11	Bonner, Tavokius	1997
Bennett, Donnell	1991-92-93	Bonofiglio, Mario	1954-55
Bennett, John	1961-62-63	Bookman, John	1953-54-55-56
Bennett, Phil	1955-56	Boone, Jamie	1979-80-81-82
Bennett, Woody	1976-77	Borek, Matthew	1938-39-40
Benson, Rowland	1962-63	Bosher, Matt	2007-08-09-10
Bentley, Albert	1982-83	Bosseler, Don	1953-54-55-56
Benton, Magic	1995-96-97	Botts, Dalton	2011-12
Bergman, Robert	2002-03-04	Bouffard, Frank	1958-59
Berlin, Brock	2003-04	Boulware, Venzell	2018
Berrios, Braxton	2014-15-16-17	Bow, Johnny	1950-51
Berry, Damien	2007-08-09-10	Bowman, Bob	1945-47
Berry, Kenny	1987-88-89	Boxx, Bernard	1950
Bertani, Fred	1964	Boyd, Tyra	1942
Bertucelli, Paul	1983-84-85	Boyle, Ralph	1976
Best, Bobby	1968-69-70	Brady, Tyre	2014-15
Bethel, Damon	1990-91-92	Brandy, Dominic	1967-68
Bethel, Randy	1987-88-89-90	Brasington, Jack	1949
Bethel, Pat	2016-17-18	Brasington, Jack	1971-72-73
Bettencourt, Joe	1975-76	Bratton, Melvin	1984-85-86-87
Beusse, James	1933-34-35	Breckner, Dennis	1974-75-76
Bibla, Martin	1998-99-00-01	Breckner, Gary	1978-80-81-82
Bielinski, Henry	1930	Brennan, Don	1970
Bierkamper, Gwynn	1933-34	Brickman, Bill	1959
Biletnikoff, Bob	1964-65	Brinkos, Bruce	1962-63-64
Binion, Cameron	1996-97-98	Brinkworth, Kevin	1993-94
Bishop, Bruce	1970	Brion, Harold	1933-34
Black, William	1937	Britton, Matt	1988-89-90-91
Blades, Al	1998-99-00	Brodsky, Larry	1978-79-80-81
Blades Jr., Al	2018	Broker, Nick	1940-41
Blades, Bennie	1985-86-87	Brooks, Nate	1995-96-97-98
Blades, Brian	1984-85-86-87	Brophy, Jay	1979-81-82-83
Blaise, Kerlin	1994-95-96-97	Broughton, Willie	1981-82-83-84



ALL-TIME LETTERMEN

Brown, Andre	1985-86-87-88
Brown, Arthur	2008
Brown, Charlie	1963
Brown, Danny	1979-81-82-83
Brown, Delvin	1997-98-99-00
Brown, Eddie	1983-84
Brown, Fred	1963-64
Brown, Freeman	1994-95-96-97
Brown, Greg	1980-81-82
Brown, Hurlie	1988-89-90-91
Brown, James	1944
Brown, Jerome	1983-84-85-86
Brown, Joseph	2015
Brown, Kareem	2003-04-05-06
Brown, Larry	1975-76-77
Brown, Robert	1963-64
Brown, Selwyn	1985-86-87
Browning, Jim	1976-77-78
Bruce, Darren	1987-88
Bruno, James	1961
Bryant, James	2004-05-06
Buccilli, Eugene	1951-52-53
Buccilli, Edward	1953
Buchanan, Ramon	2008-09-10-11
Buchanon, Phillip	1999-00-01
Buck, Walter	1933
Budroni, Jason	1991-92-93
Bujalski, Stan	1970-71-72
Bunche, Malcolm	2011-12-13
Buoyoucas, Ted	1949-50
Burgess, James	1993-94-95-96
Burke, Mike	1971-72
Burklin, Trey	2005
Burney, Jack	1948
Burns, Artie	2013-14-15
Burns, Robert	2018
Burt, Jim	1978-79-80
Bush, Deon	2012-13-14-15
Butkus, Arnold	1967-68-69
Butler, Jordan	2015-16-17-18
Butler, Rashad	2002-03-04-05
Byrd, Bobby	1990-91
Byrd, Laron	2008-09-10-11

Byrd, Tyrone	2005-06-07-08
Byrne, Jake	2008-09
Bythwood, Dinavon	1992

C

Caesar, Mark	1989-90-91-92
Cager, Lawrence	2015, 2017, 2018
Cain, Kelvin	2010-11-12
Cain, Lamont	1994
Cain, Larry	1973-74-75-76
Calhoun, Kenny	1981-82-83-84
Calhoun, John	2008-09-11
Callejas, Carlos	1996-97
Cameron, Dallas	1982-83-84
Cameron, Edward	1941-42-43-44-45
Campbell, Calais	2005-06-07
Campbell, Chris	1998-99-2000-01
Campbell, Jared	2007-08-09-10
Campbell, Whitey	1946-47-48-49
Campoli, Sam	1974
Camut, Bert	1973-74-75
Canei, John	1979-80-81-82
Capello, Greg	1974
Capshaw, Freddie	1999-2000-01-02
Capraun, Bill	1972-74
Carapella, Al	1948-49-50
Carbone, Marc	1995-96
Carbonneau, Harold	1927
Carden, N.J.	1943
Cardoso, Silvio	1971-73
Carew, Hal	1966-67
Carey, Marcus	1990-91-92-93
Carey, Vernon	2000-01-02-03
Carifeo, George	1946-47
Carifeo, Paul	1940-41-43
Carlin, Bob	1967-68
Carney, Ed	1972-73
Carroll, Kevin	2016
Carroll, Ricky	2014
Carroll, Robert	1947-48-49
Carroll, Thomas	2002-03-04-05
Carroll, Wesley	1989-90

ALL-TIME LETTERMEN

Carter, Amari	2017=18	Coleman, Gene	1977-78-79
Carter, Jamal	2013-14-15-16	Coley, Stacy	2013-14-15-16
Carter, Matt	2003-04	Coley, Tony	1993-94-95-96
Carter, Rod	1985-86-87-88	Colip, Tom	1968
Carter, Rubin	1972-73-74	Collier, Thearon	2008-09
Casimir, Quincy	2015	Collins, Hank	1967-68
Cassidy, Fred	1964-65-66	Collins, Ryan	1992-93-94-95
Castagno, John	1950-51	Comendeiro, Juan	1981-82-83-84
Catha, Lawrence	1927-28-29	Condon, Thomas	1937
Cesare, Bill	1978	Conley, Leonard	1987-88-89-90
Chaltas, James	1967-68-69	Connors, Dan	1961-62-63
Chambers, Jermaine	1993-94-95-96	Constantino, Anthony	1951-52
Chambers, Lee	2008-09-10-11	Cook, Cecil	1933-34-35
Chambless, Bill	1965-66-67	Cook, Charles	1978-79-80
Chappas, James	1945	Cook, Glenn	2004-05-06-08
Chauvet, Jack	1968-69-70	Cooper, Graig	2007-08-09-10
Chesna, Lou	1937	Cooper, Mark	1978-80-81-82
Chickillo, Anthony	2011-12-13-14	Cooper, Willie	2004-05-06-07
Chickillo, Nick	1951-52	Copeland, Horace	1990-91-92
Chickillo, Tony	1979-80-81-82	Corbin, Ken	1965-67
Chickillo, Wyatt	2016	Corcoran, John	1938-39
Chudzinski, Rob	1988-89-90	Corey, Walter	1957-59
Chuprevich, Joe	1942	Corker, Clarence	1973-74
Chwalik, Walter	1949-50-51	Cornileus, Tyrone	2010-11-12-13
Cifra, Don	1962-63-64	Corrigan, Phil	1972-73
Clancy, Don	1964	Corrigan, William	1945
Clark, Bernard	1986-87-88-89	Cortes, Julio	1983-84
Clark, Howard	1999-2000-01-02	Cosden, Craig	1975-76-77
Clark, Tom	1959	Costa, Frank	1991-92-93-94
Claud, Charlie	1975-76-77	Costello, John	1958
Clausell, Dietrich	1991-92-93	Coughlin, Dan	1958
Clement, Ryan	1994-95-96-97	Coughlin, Tom	1964-65
Clements, Eduardo	2010-11-12-13	Courtney, Cliff	1927-28-29
Cleveland, Asante	2010-11-12-13	Covington, Scott	1995-96-97-98
Cline, Tony	1967-68-69	Cox, Greg	1984-85-86-87
Coates, Russell	1940-41-42	Cox, James	1965-66-67
Cobb, Donald	1947-48-49	Craig, Akil	2013
Cobia, Kyle	2001-02-03-04	Crawford, Antonio	2012-13-14
Cochrane, Kelly	1969-70-71	Crawford, Dallas	2012-13-14-15
Cochran, Rick	1982	Crawford, James	1957-58-59
Cohen, Alvin	1938	Crissy, Mike	1993-94-95
Cohen, Seymour	1940	Cristiani, Tony	1971-72-73
Colbert, Adrian	2016	Cristobal, Luis	1988-89-90



ALL-TIME LETTERMEN

Cristobal, Mario	1989-90-91-92	Deiderich, Harry	1957
Cronin, Joseph	1931	Delaney, Dee	2017
Crosland, Andy	1996-97-98-99	Delapenha, Hugo	2013-14
Crow, Gray	2013, 2015	Del Bello, Jack	1948-49-50
Crowe, Luke	1930-31	Delegal, Lucious	1983-84
Crowell, Shannon	1987-88-89-90	DelGrano, Edward	1945
Crudup, Derrick	2001-02-03-04	Del Vecchio, Pat	1996-98-99
Crum, Maurice	1987-88-89-90	Della Valle, Robert	1952-53-54-55
Csaky, Andrew	1936-37-38	DeLonga, Leonard	1947
Csaky, John	1936	DeMarco, Mario	1945-46-47-48
Cummins, Mike	1970	Demopoulos, George	1973-74-75
Cunio, Bob	1954-55-56	Dennis, Chris	1974-75-76-77
Curci, Fran	1957-58-59	Dennison, Glenn	1981-82-83
Curry, Shane	1988-89-90	Dentel, Robert	1960-61-62
Curtright, Don	1964-65	Dermigny, Samuel	1945-46-47
Czaplinski, Richard	1948-49-50	DeRoss, Bill	1967-68
Czipulis, Bob	1966-67-68	deShaw, Ricou	1976

D

Daanen, Jerry	1965-66-67	Devereaux, William	1950
Dallas, DeeJay	2017-18	DeVore, Chuck	1955-56
Daly, Daren	2006-07	Diamond, Bill	1959-60-61
Daly, Mike	1972-73-74	Diamond, Charles	1956-57-58
Dangel, Al	1959-60	Diamond, William	1950-51
Daniels, John	1977-78-79-80	Diaz, Gabriel	2006
Dangerfield, Ken	1999-2000-001	DiBuono, Carl	1945
Daphnis, Gerard	1993-94-95-96	Dice, David	1965-66-67
Dansky, Walter	1931-32-33-34	Dicker, Jack	1935-36
Darling, Trevor	2014-15-16-17	Dielens, Gus	1944
Davenport, Najeh	1998-99-2000-01	DiGiammarino, Larry	1958-60
David, Sam	1948-49-50	Ditthardt, David	1981-82-83-84
Davies, Arthur	1947-48-49	Dittmar, Jim	1972
Davis, Doug	1958-59	Dixon, Antonio	2005-06-07-08
Davis, Ed	1984-85-86	Dixon, Joseph	1937-38-39
Davis, Jeff	1979-82-83	Dixon, William	1942-47
Davis, Marvin	1993-94-95-96	Dobard, Standish	2014-15-16
Davis, Romeo	2004-05-06-08	Domke, Robert	1966
Davis, Tanard	2003-04-05	Donaldson, Navaughn	2017-18
Dawkins, Dale	1987-88-89	Donahoo, "Peanuts"	1933
Dean, Jhavonte	2017-18	Dooley, Jim	1949-50-51
Deakins, David	1982	Dorn, Andrew	1970
Deas, Lonnie	1943	Dorsett, Phillip	2011-12-13-14
		Dorsey, Ken	1999-2000-01-02
		Dorshimer, Don	1953-56



ALL-TIME LETTERMEN

Douglas, John	1937-38-40	Feagles, Jeff	1985-86-87
Douglas, Robert	1941-42	Feagles, Zach	2017
Downes, Robert	1928-29-30-31	Feliciano, Jon	2011-12-13-14
Doyle, Keith	1945-46-47	Felicione, Frank	1964
Duggan, Bob	1974-75	Fenton, John	1976-78-79-80
Dunlop, Art	1947	Fenwick, William	1930
Duncan, Eugene	1938	Fenwick, Bill	1932
Dunckel, Chris	2011	Fentress, Nantambu-Akil	2011-12-13-14
Dunn, Bo	1970-71-72	Ferguson, Bryan	1975-76-77
Dunn, Eddie	1936-37-38	Ferguson, Danyell	1992-94-96
Dunn, Gary	1973-74-75	Ferguson, John	1980
Dunn, Raymond	1941-42-46	Ferguson, John	1948-49
Dye, Jimmy	1966-67	Ferguson, Ralph	1943
Dye, Dyron	2010-11-12	Fernandez, Jack	1980-83
Dyess, Bill	1977	Fernandez, Jorge	2006
		Fernandez, Sam	1960-61
		Ferrante, Lou	1942-46
		Fersch, Harry	1962-63-64
		Fetrow, Mike	1974
		Few, Marshall	2017-18
		Fieler, Ralph	1947-48-49-50
		Figueroa, Alex	2013
		Figueroa, Joel	2007-08-09-10-11
		Finley, Romeo	2016-17-18
		Finnie, Thomas	2011-12
		Fisher, William	1951-52
		Fitzgerald, Markese	1998-99-2000-01
		Fitzpatrick, Tony	1982-83
		Flaharty, Shon	1984
		Flanagan, Tim	1978-79-80
		Fleming, Bruce	1982-83-84-85
		Flowers, Ereck	2012-13-14
		Flynn, Thomas	1947-48-49
		Fogler, Floyd	1932
		Folkins, Allan	1966-67-68
		Foote, Norman	1932
		Ford, Chase	2010-11
		Ford, Jonathan	2017-18
		Foreman, Chuck	1970-71-72
		Forston, Marcus	2008-09-10-11
		Fortay, Bryan	1989
		Fortney, Denny	1994-95-96-97
		Foster, Harvey	1961-62-63

E

Eastburn, Brian	1978		
Eberst, Bruce	1989-90-91-92		
Edwards, Eddie	1974-75-76		
Edwards, Gus	2013-14-16		
Eggert, Robert	1959-60-61		
Eisnor, Bill	1943		
Elder, Corn	2013-14-15-16		
Eldredge, Dave	1946		
Ellis, Donald	1985-86-87-88		
Ely, Bruce	1974		
Epps, Dedrick	2006-07-08-09		
Erickson, Craig	1987-88-89-90		
Erwin, Lou	1969		
Etheredge, Carlos	1989-90-91-92		
Evans, John	1976-77-78		
Evans, Leon	1979-80-81		
Evans, Mark	1989		
Everett, Kevin	2003-04		

F

Fagan, Kevin	1983-84-85		
Fahrney, Emerson	1933		
Fantigrassi, Joe	2000-01-02		
Farquharson, Kayne	2007-08		
Farr, DajLeon	2005-06-07		



ALL-TIME LETTERMEN

Fox, Jason	2006-07-08-09
Fox, Terrence	1938-39-40
Fowler, Otis	1989
Francis, Corwin	1991-92-93-94
Franklin, Alfred	1927-28-29-30
Franklin, Orlando	2007-08-09-10
Franklin, Vegas	2004-05-06-07
Franks, Daniel	1997-98-99
Frantz, William	1945-46-47
Frazier, Frank	1978-79-80-81
Frederick, Anthony	1980
Freeman, Kirby	2005-06-07
French, Norman	1951-52-53-54
Fritzsche, Ron	1959-60
Frohbose, Bill	1971-72-73
Fulcher, Mondriel	1996-97-98-99
Fullerton, Chuck	1967-68
Fullington, Darrell	1984-85-86-87
Futch, Jordan	2008-09-10-11

Gayot, Marques	2014-15
Geathers, Jason	2000-01-02-03
Geatz, Phil	1956-57-58
Geiger, Joe	1971
Gent, Mark	2002-03-04-05
George, Charlie	1949-50-51
German, Jammi	1993-94-95
Gerrard, Stephen	1929
Gholston, Nathan	2010-11
Ghaul, Harry	1945-46-47-48
Gibson, Chris	1993-94-95-96
Gilbert, David	2013
Gimenez, Julio	1999-2000
Girardi, Joe	2006
Glogowski, Nat	1934-35-36
Glover, Frank	1974-75-76
Goedeker, Mike	1978-79-80
Golden, Derrick	1988-89-90-91
Goldenberg, Jared	2015
Golding, Steve	1974-75-76
Golloher, Marty	1991
Golmont, Van	1968-69-70
Gonzalez, Barry	1977-78-79
Gonzalez, Joaquin	1998-99-2000-01
Gonzalez, Jose	1972-73-74
Gonzalez, Oscar	1967-68-69
Gooden, Tavares	2003-04-06-07
Gordon, Richard	2006-07-08-10
Gore, Frank	2001-03-04
Gorman, Raymond	1940-41-42
Gostowski, Henry	1935-36
Goudis, Matt	2012-13
Grace, Jermaine	2013-14-15
Gracyk, Edward	1931-32-33
Grady, Frank	1952
Grady, Steve	1979
Graney, Thomas	1931-32
Grant, Chavez	2006-07-08-09
Grau, Erwin	1935
Gray, Trayone	2015, 2018
Graves, Archie	1935
Greaves, Gary	1956-57-58
Green, Cornelius	2000-01-02

G

Gabriel, Frank	2014-15-16
Gadbois, Taylor	2013-14
Gagliardi, George	1941-42
Gaiero, Augustus	1934
Gaines, Jimmy	2010-11-12-13
Gaines, Robert	1950
Gaitan, Jorge	1996-97-98
Gaiter, Tony	1994-95-96
Galente, Tony	1977-78
Gall, Alex	2013-14-15-16
Ganong, Ray	1975-76
Garcia, Alex	2003-04
Garcia, Bobby	1987-88-89
Garcia, Carlos	1995-96-97
Garden, David	1964
Garrigus, Carl	1952-54
Garvin, Jonathan	2017-18
Gary, Cleveland	1986-87-88
Gaunt, Steve	1970-71-72
Gauthier, Tyler	2016-17-18
Gaynor, Corey	2017



ALL-TIME LETTERMEN

Green, David	1964	Harden, Bobby	1986-87-88-89
Green, Jamaal	1999-2000-01-02	Hardy, Corries	1992-93
Green, Shayon	2010-11-12-13	Harley, Michael	2017-18
Green, Yatil	1994-95-96	Harrah, Dennis	1972-73-74
Greene, Tirrell	1991-92-93-94	Harrell, Robert	1944
Greenspan, Sidney	1952	Harris, Brandon	2008-09-10
Greer, Casey	1989-90-91-92	Harris, Cam'Ron	2018
Greer, Wallace	1932	Harris, Courtney	2006-07
Griffin, Keith	1980-81-82-83	Harris, Dayall	2017
Griffin, McKinney	1977-78	Harris, Derrick	1992-93-94-95
Griffin, Kevin	1969	Harris, Grant	1928
Griffiths, Rich	1972-73-74	Harris, Jacory	2008-09-10-11
Grimble, Jalen	2011-12	Harris, Jonathan	1991-92-93-94
Grimes, Robert	1938-39	Harris, Kelvin	1989-90-91
Guimento, Charles	1937-38-39	Harris, Kevin	1987-88
Gunn, Harland	2008-09-10-11	Harris, Orien	2002-03-04-05
Gunter, Ladarius	2012-13-14	Harris, Ray	1966-67
Guthrie, Stuart	1970	Harris, Reddic	1940

H

Hackett, Jack	1949-50-51	Harris, Ron	1981-82-83-84
Hagen, Arthur	1945	Harris, Terris	1991-92-93
Hagens, Maurice	2010-11-12-13	Harris, Trent	2014-15-16-17
Haggerty, Mike	1965-66	Harrison, Claude	1943
Haines, Roger	1973-74	Harrison, Mike	1959-60
Haji-Rasouli, Sherko	1999-2000-01	Hart III, Robert	1961-62-63
Halas, George	1975-76-77	Hart, Zachary	1999
Hall, Coy	1972-73	Hartsel, Paul	1966
Hall Jr., Gurvan	2018	Harvey, Chris	2000-01-02-03
Hall, Robert	1997-98-99	Harvey, Sean	2013-14
Hallmon, Jack	1993-94-95-96	Houck, Ed	1946-47
Ham, Derrick	1995-96-97-98	Hauser, Francis	1927-28-29-30
Ham, Eric	1986	Haviland, Jim	1969-70
Hamlet, Anthony	1988-90-91	Hawkins, Bill	1985-86-87-88
Hamilton, George	1938	Hayes, Bill	1957-58
Hamilton, Jelani	2012-13, 2015	Hays, Bob	1979
Hamilton, Tom	1965-66-67	Hayward, Harry	1937-38
Hancock, Gene	1944-45-46	Heaps, Jake	2014
Handy, Darren	1988-89-90	Heckman, Charles	1931-32-33
Hankerson, Leonard	2007-08-09-10	Heffernan, David	1983-84
Hanley, Augustus	1937	Hefli, Paul	1954-55-56
Hansen, Louis	1928-29-30	Heinly, Ray	1966-67-68
		Hembrough, Chris	1983
		Henderson, James	1932-33
		Henderson, Seantrel	2010-11-12-13

HISTORY



ALL-TIME LETTERMEN

Jastrab, Bob	1985	Jones, Claude	1989-90-91
Jefferson, David	1978-79-80-81	Jones, D'Mauri	2014-15
Jelley, Thomas	1949-50	Jones, Daryl	1997-98-2000-01
Jennings Jr., Bradley	2017	Jones, Derwin	1984-85-86-87
Jenkins, Courtel	2014-15-16	Jones, Don	1945
Jenkins, Darnell	2003-04-05-07	Jones, Ernie	1973-74-75
Jenkins, Willie	1974-75-76	Jones, Greg	1982-83-84
Jenkins, Rayshawan	2012-13-15-16	Jones, Jahair	2018
Jennings, Kelly	2002-03-04-05	Jones, Jerome	1981-82
Johns, Eddie	1960	Jones, Jimmie	1986-87-88-89
Johnson, Aldarius	2008-09-10	Jones, K.C.	1993-94-95-96
Johnson, Alex	1987-88-89-90	Jones, Khalil	2005-06-07-08
Johnson, Andre	2000-01-02	Jones, Larry	1991-92-93-94
Johnson, Andrew	2004-05-06	Jones, Rashaun	2004-05-06
Johnson, Bruce	2005-06-07-08	Jones, Trent	1994-95-96-97
Johnson, Dan	1969-70-71	Jones, William	1929-30
Johnson, Davon	2008-10-11-12	Jordan, Brevin	2018
Johnson, DJ	2017	Joseph, Carlo	1995-96-97
Johnson, Don	1953-54-55-56	Joseph, Carlos	2000-01-02-03
Johnson, Duke	2012-13-14	Joseph, Joe	2006-07-08-09
Johnson, Dwayne	1992-93-94	Joseph, William	1999-2000-01-02
Johnson, Eddie	2012	Jupin, Eugene	1941
Johnson, J	1994-95-96	Just, Jim	1973
Johnson, Jack	1955-56	Justus, Curtis	2004
Johnson, James	1941		
Johnson, Jaquan	2015-16-17-18		
Johnson, Jermaine	2010-11		
Johnson, Ken	1976-77-78		
Johnson, Michael	1987		
Johnson, Storm	2010		
Johnson, Taj	1994		
Johnson, Tervaris	2006-07-08-09		
Johnston, Hal	1946-47		
Johnston, J.B.	1953		
Joiner, Jim	1977-78-79-80		
Jolla, Akieem	2002-04-05		
Jones, Aaron	1993-94		
Jones, Ben	2009-10-12		
Jones, Carl	1937-38-39		
Jones, Carlos	1993-94-95-96		
Jones, Charlie	2004-05-06		
Jones, Chris C.	1994-95-96-97		
Jones, Chris T.	1991-92-93-94		

K

Kaaya, Brad	2014-15-16
Kalal, Tim	1988-89
Kaldor, Joe	1941
Kalina, David	1968-69
Kalix, Martin	1934-35
Kalombo, Bukasa	1989
Kamalu, Ufomba	2013-14-15
Kaplan, Phil	1943-46
Kasulin, Al	1941-42-47
Kavney, Hugh	1928-29-30-31
Kearns, Tom	1939-40-41-43
Kehoe, Art	1979-80
Kelleher, Dennis	1986-87-88-89
Kelly, Jim	1979-80-81-82
Kelly, Kenny	1998-99
Kelly, Maurice	1970



ALL-TIME LETTERMEN

Kelly, Paul	2012-13
Kelly, Tim	2001-02-03
Kendall, Jack	1941
Kendrick, Jay	1946-47
Kennedy, Cortez	1988-89
Kennedy, Donald	1946
Kichowski, Walter	1936-38-39
Kidd, Garrett	2012-13-14
Kidwell, Dale	1927
Kimbrough, Stanford	1931
Kimbrough, William	1927-28
King, Andre	1997-98-99-2000
King, Corey	2012-13
Kinsey, John	1943
Kintigh, David	1983-84-85-86
Kirby, Raphael	2012-13-14-15
Kirkeide, Kevin	1991-92
Klein, Morris	1942-43-46
Knighton, Hunter	2015
Knowles, Robert	2016-17-18
Knust, Art	1951-52-53
Kochifos, Andy	1956
Kohlbrand, Joe	1983-84
Kohut, Joe	1953-54-55
Kolz, Bob	1942
Konovalchick, Andy	1948
Kosar, Bernie	1983-84
Koslowski, Adolph	1931-32
Krasnai, William	1945-46
Kraszewski, Ed	1963-64-65
Krein, Darren	1990-91-92-93
Kresl, Jim	1967-68-69
Kreuger, Don	1976-78
Krotec, John	1953-54-55
Krull, Joe	1945-46-47-48
Krutulis, Joe	1939-40-41-43
Kryzak, Ed	1973-74-75
Kuder, Frank	1933
Kunz, Brad	2002-03-04
Kurucza, John	1938-39-40

L	
L'Italien, William	1931-32-33
LaBelle, Greg	1979-80-81-82
Laffere, Greg	1999-2000
Lancaster, Larry	1971
Lang, Kenard	1994-95-96
Langham Jr., Darrell	2017-18
Langley, Michael	2003
Lanham, Bill	1973-74
LaPointe, Larry	1965-66-67
Lardani, Ray	1960
Larkin, Eric	1981-82
LaRussa, James	1952
Latimer, Mike	1973-74-75
Latimer, Clarence	1974
Latimer, Don	1974-75-77
Lawrence, Wayne	1969-70
Lawson, Michael	1995-96-97-98
Leary, Mike	1970-71-72
Leavitt, James	1943
LeCompte, Max	1944
Lee, George	1931
Lee Jr., Hartford	1940
Leggett, Lance	2004-05-06-07
Lehn, Frank	1940-41
Leonard, Dennis	1933-34-45
Levitt, William	1943-44-45
Lewis Jr., D.G.	1933
Lewis, Damione	1997-98-99-2000
Lewis, James	1998-99-2000-01
Lewis, Jeremy	2009-10-11-12
Lewis, LeeRoy	1964-65
Lewis, Malcolm	2012-13-14-15-16
Lewis, Ray	1993-94-95
Ley, Chris	1985
Liddell, Rick	1972-73-74
Liebel, Robert	1965-66
Lillimagi, Leo	1961-63
Linder, Brandon	2010-11-12-13
Linder, Nick	2014-15-16
Lindstrom, Evan	1927-28-29
Lingard, Lorenzo	2018

HISTORY



ALL-TIME LETTERMEN

Linning, Charles	1958-59-60	Mariutto, Don	1950-51-52
Linus, James	1952-53	Mark, Greg	1986-87-88-89
Lipchick, Pete	1945	Markowski, Stan	1959-60
Lipkovich, Gary	1971	Marler, Sylvan	1945
Lippett, Ronnie	1980-81-82	Marley, Rohan	1992-93-94
Little, Earl	1993-94-95-96	Marshall, Alfonso	2000-01-02-03
Livingston, Charles	1959-60	Marshall, Sheven	1998-99
Llinas, Jim	1980	Martens, Raymond	1930
London, Diego	1989-91-92	Martin, Don	1974-75
Loram, Kevin	1973-74-75	Martin, Leo	1949-50-51
Lopez, Kenny	1990-91-92-93	Martin, Sylvester	1953-54-55
Losch, Jack	1954-55	Martinez, Willie	1983-84
Losego, Richard	1961-62	Marucci, Jason	1990-91-92
Lowe, Jack	1953	Marve, Robert	2008
Lubas, Ted	1951-52-53	Maryland, Russell	1987-88-89-90
Ludwig, Steve	1974-75	Marzella, Sam	1942
Lumelski, Zev	1991-92-93-94	Mason, George	1975-76-77
Lutes, Ed	1950-51	Mastellone, Pete	1948-49-50
Luttrell, Larry	1994	Masters, Brett	1981
Lyden, Joe	1949-50	Masterson, Robert	1935-36-37
Lyons, Herman	1927-28	Mastro, Salvatore	1934-35-36

M

Mabry, Jerrell	2006-07	Matthes, Dieter	1969-70
MacDowell, Buz	1969-70	Matlock, John	1963-64-65
MacIntyre, George	1958	Matthews, Gralyn	1975-76
Mack, Rod	1996-97-98-99	Matthews, Wiley	1969-70
Mack, Tremain	1994-95-96	Maulty, Stanley	1961-62
Maddox, Maurice	1984-86	Maxey, Marcus	2002-03-04-05
Mahon, Gary	1985-86-87-88	Mayes, Ryan	2016
Mahoney, Hayden	2017-18	Mayhew, Jon	1959-60
Majewski, Bill	1968-69	Mazejka, Ernest	1945-46-47
Makarevich, Frank	1975-76	McCarthy, Colin	2006-07-09-10
Maler, Jim	1976	McCloskey, Jack	1950-51
Malley, Jeff	2003-04	McCloud, Zach	2016-17-18
Mallios, Harry	1950-51-52	McClover, Darrell	2000-01-02-03
Mallory, Will	2018	McCord, Tyriq	2012-13-14-15
Malloy, Gordon	1952-53-54	McCray, Teraz	2004-05-06-07
Mann, Jonathan	2003	McCray, Terry	2015, 2016, 2018
Marcantonio, Steve	1972-73-74	McCreary, William	1944
Marion, Fred	1978-79-80-81	McCrimmon, Steve	1937-38-39
Mariscal, Dan	1985-86	McCullough, Jason	1995
		McCutcheon, Kevin	1985-86
		McDermott, Kc	2014-15-16-17



ALL-TIME LETTERMEN

McDermott, Shane	2011-12-13-14	Miller, Lamar	2010-11
McDonald, Dave	1949	Miller, Phil	1976
McDonald, Frank	1951-52-53-54	Millican, Pat	1977-78
McDougal, Robert	1941-42-46	Mills, Austin	1927-28
McDougle, Jerome	2001-02	Mills, Reuben	1959-60
McDowell, Bubba	1985-86-87-88	Minie, Steve	1984
McFadden, Doug	1985-86	Mira, George, Sr.	1961-62-63
McGahee, Willis	2001-02	Mira, George, Jr.	1984-85-86-87
McGee, Brandon	2009-10-11-12	Mira, Joe	1965-66-67
McGee, Doug	1965-66-67	Miranda, Jesus	1976-77
McGrath, Joe	2001-02-03	Mirilovich, Jon	1957-58-59
McGriff, John	1927	Mirto, Joe	1965-66-67
McGriff, John	1975-76-77	Mitchell, Eldridge	1972-73-75-76
McGuire, Stephen	1989-90-91-92	Mitchell, Theron	1958
McGuirt, Jimmy	1966-67	Mollinea, Al	1981
McIntosh, R.J.	2016-17	Moncur, Eric	2005-06-07
McIntosh, Roger	2002-03-04-05	Monroe, Brian	2003-04-05-06
McKinnie, Bryant	2000-01	Monroe, Earl	1975-76-77
McMeans, Tyler	2004-05	Monroe, Karl	1976-77-78
McMillan, Dyral	1995-96	Montanti, Dennis	1964
McMillan, Kenny	1977-78	Mooney, George	1941-42
McMillian, Jerry	1965	Moore, Earl	2012-13, 2015
McMurray, Darin	1983-84-85	Moore, Joe	1989-90-91
McNally, Sean	2012-13	Moore, Lenny	1982-83
McNeal, Shawnbrey	2007-08	Moore, Mike	1982-83-84
McNeil, Ryan	1989-90-91-92	Moore, Ryan	2003-04-05-06
McPartland, Will	1998-99-2000	Morgan, Dan	1997-98-99-2000
McVeigh, John	1984-85	Morgan, Tim	1973-74-75-76
Medearis, Rusty	1990-91-92-94	Morris, Stephen	2010-11-12-13
Melear, John	1951-52	Morris, Victor	1983-84-85-86
Mell, John	1944-45-46	Morse, Derrick	2004-05-06-07
Melwid, John	1955	Moser, Aaron	1998-99-2000
Mercer, Ivan	1999-2000	Mosketti, Robert	1952
Mercier, Richard	1995-96-98-99	Moskos, Jim	1957
Mercurio, Marion	1928-29-30	Moss, Santana	1997-98-99-2000
Meriweather, Brandon	2003-04-05-06	Moss, Sinorice	2002-03-04-05
Michaels, George	1990-91	Moss, Tyrone	2003-04-05-06
Mick, Gary	1969-71	Moss, Winston	1983-84-85-86
Middleton, John	1931-32	Mosso, Carl	1946-47-48
Miller, Bill	1965-66-67	Moten, Anthony	2014-15-16-17
Miller, Bill	1959-60-61	Moyer, Ed	1945-46-47-48
Miller, Dan	1978-79-80-81	Mugler, Glenn	1952
Miller, Eric	1988-89-90-91	Muhammad, Al-Quadin	2013, 2015
		Mundrick, Scott	1970

ALL-TIME LETTERMEN

Murphy, Bill	1971	Odogwu, Sunny	2014-15-16
Murphy, Jimmy	2018	O'Gara, Bob	1975-76-77
Murray, Krishna	1995	Ojomo, Adewale	2008-10-11
Musante, Andrew	1942	O'Leary, Jack	1948
Myers, Chris	2001-02-03-04	O'Mahony, James	1960-61-62
Myers, Leonard	1997-98-99-2000	O'Neal, Maston	1940

N

Nanton, Javon	2003-04-05	Oesovich, John	1937-39
Napoli, Chris	2003-04	Okell, George	1929-30-32
Nardulli, Frank	1953	Oliver, Darryl	1983-84-85-86
Neal, Speedy	1980-81-82-83	Oliver, Ed	1953-55-56
Nealon, Robert	1942	Oliver, Kenny	1985
Neely, Damond	1995-97-98	Olivo, David	1966-67-68
Nelms, Cory	2009-10	Olsen, Greg	2004-05-06
Nelson, Bob	1978-79-80-81	Omiecenski, Tom	1966-67
Nettles, Nick	2000	Opalsky, Vincent	1967-68-69
Newbill, Richard	1988-89	Oram, Hal	1928
Newcomb, Vester	1956-57	Ortega, Buck	2002-03-04-05
Newman, Bob	1946	Ott, John	1932-33-35
Nicolas, JoJo	2007-08-10-11	Otto, Jim	1957-58-59
Nicolas, Scott	1978-79-80-81	Owens, Burgess	1970-71-72
Nixon, Herman	1976	Owens, Darrion	2014, 2016-17
Njoku, David	2015-16		
Njoku, Evidence	2018		
Nock, James	1964-65		
Nodoline, Frank	1957		
Nolan, Robert	1952-53-54-55		
Noppenberg, John	1937-38-39		
Norton, Kendrick	2015-16-17		
Novak, Andy	1946-47-48-49		
Novak, Jack	1958-59		

O

O'Boyle, Leo	1951	Pagley, Vincent	1951-52
O'Brien, Jim	1927-28	Palewicz, Al	1969-71-72
O'Connell, Ken	1971	Palmer, Jeff	1974-75-76
O'Connor, Paul	1984-85-86	Panfil, Barry	1987-88
O'Day, John, Sr.	1930-31-32	Panker, Joe	1934-35-36
O'Day, John, Jr.	1959-60	Panno, Phil	1952
O'Donnell, Jake	2015	Panther, Mark	1962
O'Donnell, Pat	2013	Parish, Earnest	1985-86-87-88
Odenigbo, Tito	2018	Parker, Charles	1968-69
		Parr, Steve	1971
		Parrish, Roscoe	2002-03-04
		Parsons, Van	1961-62
		Paskewich, Frank	1937-38-39
		Pasley, Stanley	2003-04
		Pata, Bryan	2003-04-05-06
		Patchan, Matt	1985-86-87
		Patchan, Scott	2017-18
		Patrick, Kevin	1990-91-92-93



ALL-TIME LETTERMEN

Patterson, Tom	1991-92-93	Plasman, Howard	1941
Patton, Martin	1990-91	Plevel, Joe	1956-57-58
Paul, Gionni	2011-12	Pokorney, Jim	1978-79-80
Payne, Jack	1951-52	Pollock, Richar	1942
Payton, Jarrett	1999-2001-02-03	Ponder, Lovon	2005-06-07-08
Pearson, Malcolm	1991-92-93-94	Poole, Bill	1957-58
Peattie, Jon	2003-04-05-06	Poore, James	1937-38-39
Peasley, John	1980	Pope, Mark	2018
Pegues, Chad	1995-96-97	Popovich, Jeff	1996-97-98-99
Peguese, Willis	1986-89	Porter, Curtis	2009-10-12-13
Penny, J.C.	1984-85-86	Portis, Clinton	1999-2000-01
Pepsin, Thomas	1952-53-54	Pou, Alex	2003-04-05-06
Perez, Gregory	1968-69	Pratt, Thomas	1953-54-55-56
Perkins, Bill	1971	Presnell, James	1952
Perrelli, Matt	2006-08-09	Prewitt, Dane	1992-93-94-95
Perriman, Brett	1984-85-86-87	Procida, Sam	1944
Perrin, Tom	1944	Proctor, Basil	1986
Perry, David	2011-12	Proctor, Ron	1971
Perry, Charles	2015-16-17	Provin, Scott	1986-87
Perry, N'Kosi	2018	Puckett, Scott	1998-99-2000-01
Perry, Ricky	1992-93-94-96	Puglisi, Frank	1931
Perryman, Denzel	2011-12-13-14	Pytel, Lew	1968-69
Peterniche, John	1931-32		
Petetti, Carl	1991		
Petroski, Joseph	1941		
Petrowski, Pete	1933-34-35		
Pharms, Charles	1988-89-90-91		
Phillips, Kenny	2005-06-07		
Phillips, Randy	2005-06-07-09		
Phillips, Stanley	1931-32-34		
Phillips, Willie	1993-94		
Pickett, Booker	1993-94-95-96		
Pickett, Malcolm	1934		
Pierce, Jerry	1966-67-68		
Pierre, Olsen	2011-12-13-14		
Pigza, Mike	1985-86-87-88		
Pinckney, Michael	2016-17-18		
Pinckney, Vincent	1944-45		
Pinkston, Jim	1973-74-75		
Piper, Wally	1952		
Pipho, Matt	2006-07-08-09		
Pisani, Dominic	1973-74		
Pittard, George	1937-38-39		

Q

Quarterman, Shaquille	2016-17-18
Queer, Barry	1964

R

Radford, Henry	1973
Rajsich, Rob	1977-78
Rakoczy, Gregg	1983-84-85-86
Ramsbotham, Ernest	1930
Raski, Stan	1937-38-39
Ratesic, Patrick	1963-64
Reddick, Anthony	2004-05-06-08
Redwine, Sheldrick	2015-16-17-18
Reed, Edward	1998-99-2000-01
Reeh, Daryl	1971
Reeves, Gene	1955
Regis, Micanor	2008-09-10-11
Regula, Ronald	2013-14
Reichgott, George	1931-32-33



ALL-TIME LETTERMEN

Schmitt, Paul	1969	Silvera, Nesta Jade	2018
Schneiderbach, Robert	1950-51-52	Sikes, Maurice	2000-01-02-03
Schneider, James	1967-68-69	Sikora, James	2001-02-03
Schnellenberger, Stu	1982-83	Sileo, Dan	1986
Schnupp, Eric	1997-98-99	Siler, Frank	1929-30-31
Schottenheimer, Kurt	1969-70	Simmons, Malcolm	1977-79
Schuler, Harold	1946-47	Simon, James	1961-62
Schultz, Joseph	1952	Sims, Jack	1962-63-64
Schultz, Leon	1942-43	Sinclair, Ian	1983-84
Scott, Dennis	1994-95-96-97	Sisk, John	1962-63
Scott, James	1999-2000-01-02	Sisk, Ken	1982-83
Scott, LaVaar	1999-2000-01	Sissman, Mike	1932-33-34
Scott, Rashawn	2011-12-13-14-15	Sixkiller, Andy	1964-65
Searcy, Leon	1988-89-90-91	Skoog, Karl	1968
Sears, Harold	1971-72	Smatana, John	1981-82-83
Sebald, Brandon	2002-03-04	Smerdel, Joe	1961-62-63
Sedley, Tom	1976-77-78	Smith, Al	1944-45
Seelig, Mark	1984-85-86	Smith, Andrew	2008-09-10-11
Seely, James	1968-69	Smith, Brian	1985-86
Seibel, William	1956	Smith, Cannon	2008
Seigler, Dexter	1990-91-92-93	Smith, Dan	1998-99
Seiple, Todd	1991	Smith, Darius	2011-12
Selmer, Brian	1973-74-75-76	Smith, Darrin	1989-90-91-92
Semerene, Jon	2015	Smith, Derrick	2017-18
Settembre, Ernest	1945-46-47-48	Smith, Don	1975-76-78
Settle, Cecil	1944	Smith, Elmer	1948
Shakespeare, Stanley	1983-84	Smith, Frank	1948-50-51
Shannon, Randy	1985-86-87-88	Smith, Kris	2004
Shannon, Xavier	2008	Smith, Mark	1978-79-80
Sharpe, Bill	1975	Smith, Michael	1996-97-98-99
Sharpe, Glenn	2002-03-06-07	Smith, Mike	2016-17-18
Sharpton, Darryl	2006-07-08-09	Smith, Nate	2001
Shields, John	1954-56	Smith, Nelson	1995
Shields, Sam	2006-07-08-09	Smith, Norman	1930
Shinn, Charles	1934-35-36	Smith, Pee Wee	1988-89
Shipman, Al	1993-94	Smith, Phil	1965-66-67
Shirey, Brad	1990-91-92	Smith, Ray	1943
Shiver, Rex	1950-51-52	Smith, Roland	1987-88-89-90
Shockey, Jeremy	2000-01	Smith, Russell	1963-64-65
Short, Baraka	1991-92-93-94	Smith, Steve	1965-66-67
Shrader, Clive	1947-48-49	Smith, Tom	1971-72
Siegel, John	1955	Smith, William	1952-53
Sievers, Todd	1998-2000-01-02	Smith, Willie	1984-85

HISTORY

ALL-TIME LETTERMEN

Snowden, Charles	1946	Stolk, Wilfred	1950-51
Snowden, Crumpton	1938-39-40	Stone, Dean	1968-69-70
Snowden, Olin	1932	Stranahan, Kyle	1990-91
Snyder, Paul	1990-91-92	Stransky, Fred	1968-69
Sobeck, John	1944	Strawbridge, Rick	1968-69
Solie, Lloyd	1927-28-29-30	Streeter, Ron	1974
Sopko, Mike	1971	Streeter, Tommy	2009-10-11
Sorensen, Dick	1967-68-69	Streicher, Gary	1972-73
Sparks, Hoyt	1962-63	Streiter, Bob	1961-62
Spence, Sean	2008-09-10-11	Strimple, David	2006-07
Spencer, Darryl	1988-90-91-92	Stubbs, Daniel	1984-86-87
Spicer, Jack	2017-18	Sullivan, Jim	1974
Spinelli, Nick	1962-63	Sullivan, Mike	1987-88-89-90
Spinelli, Vincent	1945	Sullivan, Tom	1969-70-71
Square, John	2001-02-03	Sunderland, John	1949-50
St-Pierre, Jonathan	2005	Sutter, Robert	1946-47
Staffier, Steve	1984-86	Sutton, James	1997-98-99
Stafford, Robert	1950	Sutton, Otis	1927-28-29
Standifer, Jim	1976	Sutton, Otis B.	1932
Stange, Kurt	2004	Sutton, Reggie	1983-84
Stanish, Todd	1984-85	Swain, John	1977-78-79-80
Stanley, Ed	1977	Swan, Rick	1964
Stanley, Joe	1959	Swasey, Andrew	2011-12
Stanley, Richard	1976	Sweeney, Matt	1996-97-98-99
Stanley, Robert	1965	Sweeting, Walt	1971-72-73
Stanton, Robert	1927	Sydnor, Dave	1973-74-75
Starks, Duane	1996-97	Symonette, Alan	1992-93-94-95
Stawarz, Tony	1967-68-70	Symonette, Ian	2006-07-08-09
Steiner, William	1938-39-40		
Steed, Waynmon	2018		
Stephens, James	1964		
Stephens, Owen	1985		
Stewart, Bob	1955-56-57		
Stewart, David	1979-80-81		
Stewart, Demetri	2006		
Stewart, James	1993-94		
Stewart, Michael	2000		
Stewart, Terry	1957		
Stinson, Brian	1998-99-2000		
St. Louis, Tyree	2015-16-17-18		
Stockdale, Grant	1938-39		
Stokes, Bob	1966		
Stokes, John	1954		

T

Tassotti, Dan	1952-53
Tatarek, Bob	1965-66-67
Taylor, Bob	1968
Taylor, Bob S.	1970
Taylor, Jeffrey	1994-95-96-97
Taylor, Rod	1967-68
Taylor, Sean	2001-02-03
Teal, David	1967-69-70
Tedder, Phil	1951
Telemaque, Vaughn	2009-10-11-12
Tella, Tony	2002-03-04-05
Tellison, A.C.	1991-92-93-94



ALL-TIME LETTERMEN

Terry, Gabe	2013
Testaverde, Vinny	1982-84-85-86
Tezanos, Ralph	1974-76
Thomas, Chad	2014-15-16-17
Thomas, Derron	2005-06-07-08
Thomas, Jeff	2017-18
Thomas, Joe	1944
Thomas, Lamar	1989-90-91-92
Thomas, Santonio	2000-01-03-04
Thomas, William	1927
Thompkins, Kendal	2009-10-11-12
Thompson, Dave	1973-74-75
Thompson, Gary	1968
Thompson, Lawrence	1980-81-82
Thompson, Sean	1989-90-91
Thompson, Tommy	1932-33-34
Thompson, Woody	1972-73-74
Threat, Greg	2002-03-04-05
Timmons, George	2005
Timmons, Racey	1960-61-62
Timmons, Taylor	1976-77-79
Tobey, Ernest	1953-54
Tobin, John	1939-40-41
Tocco, Tony	1965-66
Tokarski, Gary	1975-76
Tolson, Jordan	2013-14
Torretta, Geoff	1985-86
Torretta, Gino	1989-90-91-92
Totterdale, Bill	1940
Tracy, Phil	1967-68
Trathen, Dick	1944
Tremont, Elmer	1950-51
Triay, Jim	1966-67
Trobliger, Bernard	1940-41
Trocolor, Bob	1968-69-70
Trosch, Gene	1964-65-66
Trout, Bill	1967-68-69
Trower, Dick	1969-70-71
Trump, A.J.	2006-07-08-09
Tucek, John	1964-65-66
Tucker, Arnold	1943
Tucker, Syii	1992-93-94-95
Tucker, Walter	2013-14-15

Turchetta, Tom	1970-71
Turner, John	1974-75-76-77
Turner, Mike	1967-68-69
Tuten, Rick	1983-84
Tuttle, Leonard	1927

U

Upperco, Pete	1978-79
Upton, Mike	1964
Urbanowicz, Hank	1966-67
Uribe, Alex	2009

V

Vaccarelli, Anthony	1935-36-37
Vaccaro, Jim	1945
Vacchio, Mike	1949-50
Valdez, Wilber	1998-99
Valerio, Rick	1975-76-77-78
Vanderwende, Kyle	1982-83-84
Van Dyke, DeMarcus	2007-08-09-10
Vari, Armand	1950-51-52
Varone, John	1955-56-57
Vasiloff, Bill	1956-57
Vasu, George	1954
Verkuilen, Dave	1960
Vernon, Oliver	2009-10-11
Vickers, Kipp	1989-90-91-92
Vilma, Jonathan	2000-01-02-03
Vogel, Justin	2014-15-16
Volcy, Jean	2004-05
Vollenweider, James	1959-60-61
Vujanov, Garry	1970-71

W

Wahnee, Jim	1965-66
Walters, Tracy	1986-87-88
Walden, Terrell	2005-06
Walford, Clive	2011-12-13-14
Walker, Carl	2000-01-02-03
Walker, Keith	1983-84
Walker, Pat	1977-78-79-80

ALL-TIME LETTERMEN

Walker, Ronnie	1975-76	Wilber, John	1964
Wallace, Don	1956-57-58	Wilder, De'Andre	2017
Wallick, Gregg	1974-75-76	Wilfork, Vince	2001-02-03
Walsh, Chris	1994	Wilkinson, Charlie	1928-29
Walsh, Steve	1987-88	Wilkins, Ed	1999-2000-01-02
Walters, Matt	1999-2000-01-02	Williams, Andrew	2001-02
Walton, Mark	2015-16-17	Williams, D.J.	2000-01-02-03
Ward, Alvin	1981-82-83-84	Williams, Darryl	1989-90-91
Ward, Nick	1995-97-98-99	Williams, David	2001-02
Washington, Brandon	2009-10-11	Williams, Eddie	1982-83
Waters, Herb	2012-13-14-15	Williams, Johnny	1972-73-74
Watson, Gordon	1949-50	Williams, Kevin	1990-91-92
Watson, John	1970	Williams, Leon	2002-03-04-05
Watt, Walter	1941-42-43-44	Williams, Lester	1978-79-80-81
Watts, John	1959	Williams, Marquez	2016
Watts, William	1960-61	Williams, Mike	2011
Wayne, Reggie	1997-98-99-2000	Williams, Nick	1995-96-97-98
Weaver, Bobby	1961	Williams, Reed	1928-29
Weaver, Jarrell	2000-01-02-03	Williams, Robert	1998-99-2000-01
Weaver, Jermell	2000-01	Williams, Ryan	2012-13-14
Webster, Nate	1998-99	Williams, Warren	1984-85-86-87
Wehner, Mike	1994-95-96-97	Williams, Willie	2005
Weisacosky, Ed	1963-64-65	Willis III, Gerald	2016, 2018
Welch, Bill	1982	Wilson, Adrian	1997-98
Welch, Michael	2016	Willis, Gerald	2016
Wells, Hunter	2013-14-15	Wilson, Bob	1961-62
Werl, Robert	1962-63-65	Wilson, Chad	1992-93-94
Wesley, Steven	2007-08-09	Wilson, Jay	1970
West, Isaiah	1980-81-82	Wilson, Jim	1999-2000-01-02
Wheeler, Jared	2010-11-12-13	Wilson, Larry	1959-60-61
Whipple, Spencer	2010-11	Wilson, Larry	1975-76
White, Corey	2010	Wilson, Larry	1970-71
White, Ken	1970-71-72	Wilson, Lee	1946
White, Mike	1975-76-77	Wilson, Reggie	1933-34
White, Paul	1990-91-92-93	Wilson, Rex	1964-65
White, Phillip	1927	Wimberly, Marcus	1993-94-95-96
White, Shelton	1945	Wimbs, Cyrim	2004-05-06-07
Wieclaw, Jake	2011-12	Winslow, Kellen	2001-02-03
Wiggins, Dee	2018	Winston, Eric	2002-03-04-05
Wiggins, Doug	2007	Wise, Ty	1996-97-98-99
Wignall, Fred	1927-28	Wohleb, Bruce	1973-74
Wike, Dave	1939	Wolcuff, Nicholas	1934-35-36
		Wollschlager, Anthony	2003-04-05-06



ALL-TIME LETTERMEN

Wood, Hayes	1927
Woodus, Robert	1992-93-94
Woolum, Kerry	1968
Word, Jim	1971
Wright, Alton	2003-04
Wright, Cedrick	2016
Wright, Kyle	2004-05-06-07
Wright, Leon	1943
Wunder, Bill	1940-41
Wyche, Michael	2014
Wysock, Joe	1973-74

Y

Yaffa, Bernard	1964-65
Yanda, Charles	1960-61

Yarbrough, Bonnie	1956-58
Yearby, Joseph	2014-15-16
Yosha, Brandon	2012
Young, Juwon	2014-15
Young, Malek	2016-17
Youngblood, Reggie	2005-06-07-08
Yoviczin, Tony	1946-47

Z

Zachary, Art	1964-65
Zampogna, Francesco	2004-05-06-07
Zappala, Greg	1980-81-82
Zelch, David	1961-62
Zellner, Chris	2005-06-07-08



ATTENDANCE

HOME ATTENDANCE

YEAR	G	W/L/T	TOTAL	AVERAGE
1937	7	4-3-0	65,261	9,323
1938	7	7-0-0	91,118	13,017
1939	8	4-4-0	133,820	16,727
1940	9	3-6-0	151,535	16,837
1941	9	7-2-0	184,840	20,538
1942	8	6-2-0	84,077	10,509
1943	5	4-1-0	70,256	14,051
1944	9	1-7-1	118,357	13,150
1945	9	7-1-1	186,454	20,717
1946	8	6-2-0	233,390	29,173
1947	8	2-6-0	228,796	28,599
1948	8	3-5-0	280,446	35,056
1949	8	5-3-0	319,449	39,931
1950	7	6-0-1	255,626	36,518
1951	8	7-1-0	339,963	42,495
1952	9	4-5-0	248,781	27,642
1953	7	4-3-0	223,259	31,894
1954	7	7-0-0	306,162	43,737
1955	7	5-2-0	321,347	45,907
1956	8	6-1-1	328,672	41,084
1957	8	4-3-1	327,230	40,904
1958	7	1-6-0	235,325	33,618
1959	7	5-2-0	268,718	38,388
1960	8	6-2-0	390,944	48,868
1961	7	4-3-0	289,004	41,286
1962	6	5-1-0	312,030	52,005
1963	7	1-6-0	311,775	44,539
1964	7	3-3-1	250,603	35,800
1965	6	3-2-1	294,979	49,163
1966	6	5-1-0	236,830	39,471
1967	6	4-2-0	295,843	49,307
1968	5	4-1-0	194,460	38,892
1969	7	4-3-0	289,306	41,329
1970	6	2-4-0	155,142	25,857
1971	8	3-5-0	238,294	29,787
1972	5	4-1-0	110,566	22,113
1973	6	2-4-0	191,767	31,961
1974	6	3-3-0	127,066	21,177
1975	6	1-5-0	140,859	23,476
1976	5	3-2-0	86,180	17,236
1977	5	2-3-0	174,209	29,642
1978	4	3-1-0	83,912	20,978
1979	4	4-0-0	104,262	26,065
1980	5	4-1-0	120,007	24,001
1981	6	6-0-0	239,106	39,851
1982	6	5-1-0	180,602	30,100
1983	5	5-0-0	222,839	44,555
1984	5	2-3-0	247,852	41,309
1985	5	4-1-0	225,353	45,070
1986	6	6-0-0	291,427	48,571
1987	7	7-0-0	377,444	53,920
1988	7	7-0-0	371,742	53,106
1989	6	6-0-0	309,805	51,634
1990	6	6-0-0	372,577	62,096
1991	6	6-0-0	347,785	57,964
1992	6	6-0-0	334,052	55,675
1993	6	6-0-0	287,319	47,887

YEAR	G	W/L/T	TOTAL	AVERAGE
1994	6	5-1-0	361,986	60,331
1995	6	6-0-0	229,223	38,204
1996	6	3-3-0	249,670	41,612
1997	6	3-3-0	173,495	28,916
1998	6	4-2-0	259,209	43,202
1999	6	5-1-0	235,578	39,263
2000	6	6-0-0	350,578	58,430
2001	6	6-0-0	282,972	46,162
2002	6	6-0-0	417,233	69,539
2003	7	6-1-0	406,945	58,135
2004	6	4-2-0	354,803	59,134
2005	6	4-2-0	271,862	45,310
2006	7	5-2-0	293,359	41,908
2007	7	4-3-0	305,124	43,589
2008	6	4-2-0	277,792	46,299
2009	6	5-1-0	285,306	47,551
2010	6	3-3-0	309,056	51,509
2011	7	4-3-0	340,576	48,654
2012	6	4-2-0	286,315	47,719
2013	7	6-1-0	376,857	53,837
2014	7	5-2-0	367,623	52,518
2015	6	5-1-0	285,363	47,560
2016	6	4-2-0	351,434	58,572
2017	8	7-1-0	469,454	58,682
2018	6	5-1-0	366,184	61,469

LARGEST HOME CROWDS

	TOTAL	OPPONENT	YEAR
1.	81,927	Florida State	2002
2.	81,753	Nebraska ⁴	1995
3.	81,634	Notre Dame	1989
4.	80,905	Florida State	2000
5.	80,396	Florida State	1990
6.	80,227	Florida	1985
7.	79,932	Florida	2003
8.	79,480	Nebraska ³	1989
9.	78,622	Florida State	2004
10.	78,114	Washington	2001
11.	77,836	Florida State	1988
12.	77,747	Nebraska	1992
13.	77,410	Virginia Tech	2000
14.	77,338	Florida State	1992
15.	77,265	Notre Dame	1967
16.	77,224	Florida	1987
17.	77,010	Florida State	1994
18.	76,968	Florida	2013
19.	76,640	Notre Dame	1987
20.	76,530	Florida State	2014
21.	76,108	Virginia Tech	2002
22.	75,913	Florida State	1996
23.	75,723	Penn State	1991
24.	75,685	Notre Dame	1955
25.	75,115	Florida State	2010
26.	74,760	Oklahoma ²	1988
27.	74,427	Penn State	1999
28.	74,292	Florida A&M	1992
29.	73,817	Florida	1981
30.	73,622	Boston College	2002



ATTENDANCE

TOTAL	OPPONENT	YEAR
31. 73,328	Florida State	2012
32. 72,549	Nebraska ¹	1984
33. 71,842	Houston	1991
34. 71,451	Oklahoma	1986
35. 70,934	Florida	1969
36. 70,420	Iowa	1990
37. 68,548	Florida A&M	2002
38. 68,077	Notre Dame	1965

- 1 — 1984 Orange Bowl Classic (Jan. 2, 1984)
- 2 — 1988 Orange Bowl Classic (Jan. 1, 1988)
- 3 — 1989 Orange Bowl Classic (Jan. 2, 1989)
- 4 — 1995 Orange Bowl Classic (Jan. 1, 1995)

LARGEST CROWDS - ANY

TOTAL	OPPONENT	YEAR
1. 109,313	at Penn State	2001
2. 107,745	at Tennessee	2002
3. 105,834	at Michigan	1988
4. 105,454	at Ohio State	2010
5. 105,403	at Michigan	1984
6. 96,704	at Penn State	1992
7. 93,781	vs. Nebraska ¹	2001
8. 91,585	at Nebraska	2014
9. 90,833	at Florida	2008
10. 86,287	at Ohio State	1977

- 1 — 2002 Rose Bowl (Jan. 3, 2002)

LARGEST ROAD CROWDS

TOTAL	OPPONENT	YEAR
1. 109,313	Penn State	2001
2. 107,745	Tennessee	2002
3. 105,834	Michigan	1988
4. 105,454	Ohio State	2010
5. 105,403	Michigan	1984
6. 96,704	Penn State	1992

TOTAL	OPPONENT	YEAR
7. 90,833	Florida	2008
8. 91,585	Nebraska	2014
9. 86,287	Ohio State	1977
10. 85,777	Florida	2002
11. 85,357	Oklahoma	2007
12. 84,409	Florida State	2013
13. 84,347	Florida State	2005
14. 84,336	Florida State	2003
15. 84,165	Texas A&M	2008
16. 83,661	Penn State	1980
17. 82,329	Florida State	2015
18. 82,322	Florida State	2011
19. 81,077	Florida State	2009
20. 80,967	Florida State	1999
21. 80,795	Notre Dame	2016
22. 80,350	Florida State	1995
23. 80,165	Florida State	1997
24. 79,500	LSU	1988
25. 77,813	Florida State	1993
26. 77,532	Penn State	1979
27. 76,231	Nebraska	1975
28. 76,217	Michigan State	1989
29. 76,155	Nebraska	1976
30. 75,008	Oklahoma	1985
31. 74,875	Florida	1986
32. 74,653	Texas	1981
33. 74,157	Washington	2000
34. 73,907	Florida	1983
35. 73,500	South Carolina	1986
36. 71,864	Florida	1982
37. 71,189	USC	1968
38. 70,397	Iowa	1992
39. 70,222	West Virginia	1993
40. 67,979	LSU	1966

HISTORY





THE UNIVERSITY MIAMI SPORTS HALL OF FAME

- Randy Ableman (diving coach)
- Hal Allen (football coach)
- Patrina Allen (track & field)
- Will Allen (basketball)
- Yonder Alonso (baseball)
- Ottis Anderson (football)
- Jodi Appelbaum Steinbauer (tennis)
- Ray Arky (football)
- Jessie Armstead (football)
- J.D. Arteaga (baseball)
- Woody Austin (golf)
- Dr. Bowman F. Ashe (UM president)
- Rod Ashman (football, basketball)
- Wilbert Bach (sports information)
- Pete Banaszak (football)
- Mike Barnes (football)
- Micheal Barrow (football)
- Rick Barry (basketball)
- Wayne Beckner (basketball)
- Tom Beier (football)
- Ray Bellamy (football)
- Bill Bennett (track and field)
- Lloyd Bennett (track and swimming coach)
- Albert Bentley (football)
- Sharon Berg (swimming)
- Stanley "Skip" Bertman (baseball coach)
- Al Besseling (men's golf)
- Warren Bogle (baseball)
- Don Bosseler (football)
- Bennie Blades (football)
- Octavia Blue (women's basketball)
- Megan Bradley (tennis)
- Ryan Braun (baseball)
- Melvin Bratton (football)
- Melissa Briley-Mieras (diving)
- Chanivia Broussard (women's basketball)
- Eddie Brown (football)
- Eric Brown (basketball)
- Jerome Brown (football)
- Janet Buchanan-Kerr (swimming)
- Dr. Charles Burbacher (team doctor)
- Pat Burrell (baseball)
- Andrew Burrow (tennis)
- Jim Burt (football)
- Britney Butcher (soccer)
- Edward "Red" Cameron (football, boxing)
- Whitey Campbell (football, basketball, baseball, and football and baseball coach)
- Al Carapella (football)
- Cesar Carrillo (baseball)
- Rubin Carter (football)
- Sy Chadroff (basketball, baseball)
- Tabia Charles Collins (track & field)
- Nick Chickillo (football)
- Rob Chudzinski (football)
- Davian Clarke (track & field)
- Tony Cline (football)
- Audra Cohen (women's tennis)
- Julius Cohen (basketball)
- Larry Coker (football coach)
- Dan Connors (football)
- Ed Contreras (baseball)
- Horace Copeland (track and field)
- Alex Cora (baseball)
- Jim Cox (football)
- Pat Cramer (tennis)
- Tony Cristiani (football)
- Nathaniel Crosby (golf)
- Maurice Crum (football)
- Fran Curci (football, football coach)
- Don Curnutt (basketball)
- Dan Davies (baseball)
- Paul Dee (athletic director)
- Amy Deem (women's track coach)
- Bill Deering (track and field)
- Dr. Mickey Demos (boxing)
- Paul Desjardins (golf)
- Bill Diaz (swimming coach)
- Eddie Dibbs (tennis)
- Carl DiBernardo (boxing)
- Dominique Darden (track and field)
- Jim Dooley (football, track and field)
- Ken Dorsey (football)
- Lin Dunn (women's basketball coach)
- Eddie Dunn (football, basketball, baseball, coach)



THE UNIVERSITY MIAMI SPORTS HALL OF FAME

- Gary Dunn (football)
- Ian Duvenhage (women's tennis coach)
- Eddie Edwards (football)
- Steve Edwards (men's basketball)
- Judy Eller (golf)
- Craig Erickson (football)
- Dennis Erickson (football)
- Lee Evans (reporter)
- Jorge Fabregas (baseball)
- Kevin Fagan (football)
- Jeff Feagles (football)
- Alex Fernandez (baseball)
- Jaime Fillol (tennis)
- Mike Fiore (baseball)
- Chuck Foreman (football)
- Dawn Frady (swimming)
- Bubba Franks (football)
- Ron Fraser (baseball coach)
- Abe Friedman (basketball)
- George Gallett (sports information)
- Luis Garcia (tennis)
- Greg Garlich (diving)
- Charlie George (football)
- Harry Ghaul (football, baseball)
- Bryan Gillooly (diving)
- Ron Godfrey (basketball coach)
- Tom Gompf (swimming coach)
- Joaquin Gonzalez (football)
- Orlando Gonzalez (baseball)
- Frank Gore (football)
- Joe Grahe (baseball)
- Danny Graves (baseball)
- Dr. Joel Green (baseball)
- Lise Gregory (tennis)
- Matt Gribble (swimming)
- Randy Guerra (baseball)
- Andy Gustafson (football coach and athletic director)
- Jack Hackett (football)
- Bruce Hale (basketball coach)
- Leonard Hamilton (basketball)
- Penny Hammel (women's golf)
- John Hammil (tennis)
- Jack Harding (football coach, athletic director)
- Robin Harmony (women's basketball)
- Dennis Harrah (football)
- Doris Hart (tennis)
- Al Harum (tennis)
- Janet Hass (women's tennis)
- Bill Hawkins (football)
- Neal Heaton (baseball)
- Jeannie Hebert-Truax (women's basketball)
- Ted Hendricks (football)
- Devin Hester (football)
- Dr. Bill Heuson (golf coach)
- Dick Hickox (basketball)
- Alonzo Highsmith (football)
- Bobby Hill (baseball)
- Randal Hill (football)
- Charlie Hodgson (swimming and diving)
- Kym Hope (women's basketball)
- Carlos Huerta (football)
- Aubrey Huff (baseball)
- Isabella Hutchinson (women's athletics)
- Michael Irvin (football)
- James Jackson (football)
- Stan Jakubowski (baseball)
- Edgerin James (football)
- Calvin James (baseball)
- Don James (football)
- Harvey James (football)
- Tamara James (basketball)
- Tim James (basketball)
- Jon Jay (baseball)
- Sam Jankovich (athletic director)
- Jenny Keim Johansen (diving)
- Andre Johnson (football)
- Charles Johnson (baseball)
- Jack Johnson (football)
- Jimmy Johnson (football coach)
- James Jones (men's basketball)
- K.C. Jones (football)
- Daphne Jongejans-Bousquet (diving)
- Art Kehoe (football, football coach)
- Jim Kelly (football)
- Cortez Kennedy (football)

HISTORY



THE UNIVERSITY MIAMI SPORTS HALL OF FAME

- Tracy Kerdyk (golf)
- Walter Kichefski (football, coach)
- Bill Kimbrough (football)
- Tom Kearns (football, basketball, boxing)
- Chuck Klein (football)
- Bernie Kosar (football)
- Dr. Jenny Krawec (rowing)
- Wayne Krenchicki (baseball)
- Ferne Labati (women's basketball)
- Phil Lane (baseball)
- Don Latimer (football)
- Lenny Layland (diving)
- Ann Laughlin (golf)
- Thom Lehman (baseball)
- Denny Leonard (football, boxing)
- Dale Lewis (tennis coach)
- Ray Lewis (football)
- Steve Lichtner (swimming)
- Ron Lippett (football)
- Jack Losch (football, baseball, track and field)
- Greg Louganis (diving)
- William "Bunny" Lovett (boxing, coach)
- William C. Lufler (tennis coach)
- Melinda Lyverse (swimming)
- Jorge Maduro (baseball)
- Dr. Harry Mallios (football, athletic director)
- Gordon Malloy (football)
- Rodney Mandelstam (tennis, soccer)
- Chris Mantilla (diving)
- Fred Marion (football)
- Greg Mark (football)
- Don Mariutto (football)
- Leo Martin (football)
- Russell Maryland (football)
- Pete Mastellone (football)
- Bob Masterson (football, boxing)
- Mike McCoy (basketball)
- Yolanda McCray (track and field)
- Frank McDonald (football)
- Willis McGahee (football)
- Stephen McGuire (football)
- Bryant McKinnie (football)
- Ryan McNeil (football)
- Rusty Medearis (football)
- Katie Meier (women's basketball coach)
- Rich Mercier (football)
- Winston Moss (football)
- Jason Michaels (baseball)
- Bill Miller (football)
- Danny Miller (football)
- Tina Miller Lloyd (golf)
- George Mira Sr. (football)
- George Mira Jr. (football)
- Dan Morgan (football)
- Hart Morris (football, basketball coach)
- Ed Morris (basketball)
- Jim Morris (baseball coach)
- Jeff Morrison (baseball)
- Robbie Morrison (baseball)
- Cathy Morse (golf)
- Jerry Moss (tennis)
- Santana Moss (football)
- Gardnar Mulloy (tennis, and coach)
- Wyllesheia Myrick (track and field)
- Jack Nelson (swimming, and coach)
- Connie Nickel (administration)
- Scott Nicolas (football)
- John Noppenberg (football)
- Jim Otto (football)
- Burgess Owens (football)
- Mike Pagliarulo (baseball)
- Dean Panaro (men's swimming and diving)
- Norm Parsons (administration, coaching)
- Kevin Patrick (football)
- Vicki Plowden (women's basketball)
- Constantin Popa (men's basketball)
- Clinton Portis (football)
- Tom Pratt (football)
- Larry Pyle (baseball)
- Rick Raether (baseball)
- Rio Ramirez (diving)
- Joaquim Rasgado (tennis)
- Ed Reed (football)
- Billy Regan (boxing coach)
- Ronni Reis-Bernstein (tennis)
- Ros Riach (women's tennis)



THE UNIVERSITY MIAMI SPORTS HALL OF FAME

- Maria Rivera (women's basketball)
Patti Rizzo (golf)
Javy Rodriguez (baseball)
Antrel Rolle (football)
Brett Romberg (football)
Al "Flip" Rosen (football, baseball)
Gaither Rosser (swimming)
Tyce Routsen (diving)
Dr. Francis "Whitey" Rouviere (football and baseball)
Ed Rubinoff (tennis)
Gillian Russell (track and field)
Art Saey (Boxing, football)
John Salmons (men's basketball)
Alex Santos (baseball)
Warren Sapp (football)
Frances Savage (women's basketball)
Sam Scarnecchia (football)
Howard Schnellenberger (football coach)
Sid Schwartz (men's tennis)
Leon Searcy (football)
Harold Sears (football)
Pancho Segura (tennis)
Kevin Sheary (baseball)
Jeremy Shockey (football)
Doug Shields (baseball)
Archie Slaton (boxing)
Danny Smith (baseball)
Darrin Smith (football)
Don Smith (football)
Frank Smith (football)
Sam Sorce (baseball)
Don Soldinger (coach)
Roberta A. Speer (golf)
Gene Stage (basketball)
Daniel Stubbs (football)
Mike Sullivan (football)
Tom Sullivan (football)
Bob Tatarek (football)
Sean Taylor (football)
Jay Tessmer (baseball)
Vinny Testaverde (football)
Lamar Thomas (football)
Ron Thorne (track and field)
Valeria Tipiana (women's volleyball)
John "Red" Tobin (football, basketball)
Gino Torretta (football)
Armand "Stitch" Vari (football and coach)
Jesse Vassallo (swimming)
Jonathan Vilma (football)
Rachel Violet (tennis)
Steve Walsh (football)
Marshall Wayne (diving)
Reggie Wayne (football)
Ed Weisacosky (football)
Earl Welbaum (track and field)
Dave Wike (coach, trainer)
Vince Wilfork (football)
David Wilkie (swimming)
Darryl Williams (football)
Lauryn Williams (track and field)
Wendy Williams (women's diving)
Larry Wilson (football, baseball)
Kellen Winslow (football)
Mike Wittman (men's basketball)
Nick Wolcuff (football, boxing, wrestling)
William Wrona (baseball)
Jodi Yambor (swimming)
Ernie Yaroshuk (baseball)
Paige Yaroshuk-Tews (women's tennis coach)



MIAMI FOOTBALL RECORDS

Individual Records.....	232-234
Individual Leaders.....	235-246
Individual Game Bests.....	247-250
Individual Superlatives.....	251-254
Team Season Bests	255-260
Team Game Bests.....	261-262
Opponent Game Bests.....	262



INDIVIDUAL RECORDS

RUSHING

ATTEMPTS

GAME

39 — Ottis Anderson at Florida, 12/27/8; Edgerrin James vs. UCLA, 12/5/98; Willis McGahee vs. Virginia Tech 12/8/2002

SEASON

282 — Willis McGahee, 2002 [1,753]

CAREER

691 — Ottis Anderson, 1975-78 [3,331]

YARDS

GAME

299 — Edgerrin James vs. UCLA, 12/5/98 [39]

SEASON

1,753 — Willis McGahee, 2002 [282]

CAREER

3,519 — Duke Johnson, 2012-14 [526]

YARDS PER ATTEMPT

GAME

MINIMUM 4 ATTEMPTS

39.3 — Jack Losch vs. Bucknell, 11/11/55 [4]

SEASON

MINIMUM 25 ATTEMPTS

10.01 — Al Shipman, 2001 [45]

YARDS PER GAME

SEASON

MINIMUM 9 GAMES

134.8 — Willis McGahee, 2002 [13/1,753]

TOUCHDOWNS

GAME

6 — Willis McGahee vs. Virginia Tech, 12/7/02

SEASON

28 — Willis McGahee, 2002

CAREER

35 — Stephen McGuire, 1989-92

CONSECUTIVE GAMES W/ TD

10 — Willis McGahee, 2002

100-YARD GAMES

SEASON

10 — Willis McGahee, 2002

CAREER

14 — Duke Johnson, 2012-2014; Clinton Portis, 1999-2001

CONSECUTIVE 100-YARD GAMES

CAREER

6 — Duke Johnson, 2014; Willis McGahee, 2002; Edgerrin James, 1998

PASSING

ATTEMPTS

GAME

54 — Ryan Collins vs. Memphis, 11/27/93 [32]; Brock Berlin vs. West Virginia, 10/2/03 [37]

SEASON

421 — Brad Kaaya, 2016 [261]; Stephen Morris, 2012 [245]

CAREER

1,188 — Brad Kaaya, 2014-16 [720]

COMPLETIONS

GAME

37 — Brock Berlin vs. West Virginia, 10/2/03 [54]

SEASON

262 — Bernie Kosar, 1984 [416]

CAREER

720 — Brad Kaaya, 2014-16 [1,188]

COMPLETION PERCENTAGE

SEASON

MINIMUM 100 ATTEMPTS

65.0 — Jacory Harris, 2011 [195-300]

CAREER

MINIMUM 250 ATTEMPTS

62.5 — Bernie Kosar, 1983-84 [463-743]

CONSECUTIVE COMPLETIONS

GAME

14 — Vinny Testaverde vs. Oklahoma, 1986

YARDS

GAME

566 — Stephen Morris vs. NC State, 9/29/12

SEASON

3,642 — Bernie Kosar, 1984 [262-416]

CAREER

9,968 — Brad Kaaya, 2014-16 [720-1,188]

TOUCHDOWNS

GAME

5 — Bernie Kosar at Cincinnati, 10/13/84; Steve Walsh vs. Cincinnati, 10/22/88; Ken Dorsey vs. Boston College, 11/25/00; Brock Berlin at NC State, 10/23/04; Kyle Wright at Wake Forest, 11/12/05; Stephen Morris vs. NC State, 9/29/12

SEASON

29 — Steve Walsh, 1988

CAREER

86 — Ken Dorsey, 1999-2002

200-YARD GAMES

SEASON

11 — Brad Kaaya, 2016; Vinny Testaverde, 1985; Steve Walsh, 1988

CAREER

30 — Brad Kaaya, 2014-16

CONSECUTIVE 200-YARD GAMES

CAREER

12 — Vinny Testaverde, 1985-86; Steve Walsh, 1987-88

300-YARD GAMES

SEASON

8 — Bernie Kosar, 1984

CAREER

11 — Brad Kaaya, 2014-16

400-YARD GAMES

SEASON

3 — Stephen Morris, 2012

CAREER

3 — Gina Torretta, 1989-92; Stephen Morris 2010-12

CONSECUTIVE PASSES W/O INT

GAME

50 — Steve Walsh vs. Arkansas, 11/26/88; Gino Torretta at Arizona, 10/26/91

INDIVIDUAL RECORDS

CAREER

193 — Ken Dorsey, 1999-2000

RECEIVING

RECEPTIONS

GAME

12 — Willie Smith vs. Maryland,
11/10/84 [128]; Phillip Dorsett vs. USF,
11/17/12 [111]

SEASON

72 — Leonard Hankerson, 2010 [1,156]

CAREER

173 — Reggie Wayne, 1997-2000 [2,510]

CONSECUTIVE GAMES W/ RECEPTION

CAREER

36 — Reggie Wayne, 1997-2000

YARDS

GAME

220 — Eddie Brown vs. Boston College,
11/23/84 [10]

SEASON

1,162 — Allen Hurms, 2013 [62]

CAREER

2,546 — Santana Moss, 1997-2000 [143]

TOUCHDOWNS

GAME

3 — Lamar Thomas at Texas Tech,
10/27/90; Tony Gaiter vs. Pittsburgh,
9/28/96; Santana Moss at Rutgers,
10/3/98

SEASON

13 — Leonard Hankerson, 2010

CAREER

26 — Michael Irvin, 1985-87

CONSECUTIVE GAMES W/ TD

SEASON

8 — Michael Irvin, 1988

TOTAL OFFENSE

TOTAL YARDS

GAME

568 — Stephen Morris vs. NC State,
9/29/12 [2r, 566p]

SEASON

3,415 — Stephen Morris, 2012 [70r;
3,345p]

CAREER

9,582 — Brad Kaaya, 2014-2016
[-386 rush; 9,968 pass]

ALL-PURPOSE

TOTAL YARDS

GAME

368 — Duke Johnson at Virginia,
11/10/12

SEASON

2,108 — Willis McGahee, 2002

CAREER

5,526 — Duke Johnson, 2012-2014

SCORING

TOTAL TOUCHDOWNS

GAME

6 — Willis McGahee vs. Virginia Tech,
12/7/02 [6 rush]

SEASON

28 — Willis McGahee, 2002

CAREER

35 — Stephen McGuire, 1989-92;
Edgerrin James, 1996-98

FIELD GOALS MADE

GAME

5 — Jon Peattie vs. West Virginia,
10/2/03; Michael Badgley vs. Nebras-
ka, 9/19/15; Michael Badgley at Pitt,
11/27/15

SEASON

25 — Michael Badgley, 2015

CAREER

73 — Carlos Huerta, 1988-91

FIELD GOAL PERCENTAGE

SEASON

92.9 — Dane Prewitt, 1994 [13-14]

CONSECUTIVE FIELD GOALS MADE

CAREER

13 — Dane Prewitt, 1994

PAT KICKS MADE

GAME

11 — Matt Goudis vs. Savannah
State, 9/21/13 [11 att.]

SEASON

66 — Todd Sievers [2002]

CAREER

178 — Carlos Huerta, 1988-91

DEFENSE

TOTAL TACKLES

SEASON

164 — Ed Weisacosky (E), 1965

CAREER

532 — Dan Morgan (LB), 1997-
2000

INTERCEPTIONS

GAME

3 — by 11 players; most recently
by Kenny Phillips at Duke,
10/21/06

SEASON

10 — Bennie Blades, 1986 [128
yards];
Sean Taylor, 2003 [184 yards]

CAREER

21 — Edward Reed, 1998-2001
[389 yards]

INTERCEPTION RETURN YARDS

SEASON

201 — Edward Reed, 2001 [9
INT]

CAREER

389 — Edward Reed, 1998-2001
[21 INT]

CONSECUTIVE GAMES W/INT

CAREER

5 — Bennie Blades, 1986-87;
Dexter Siegler, 1992-93

INTERCEPTION RETURNS FOR TD

GAME

2 — Ken Corbin vs. Florida,
12/9/67



INDIVIDUAL RECORDS

CAREER

4 — Edward Reed, 1998-2001

FUMBLE RECOVERIES

GAME

4 — Jim Burt at Vanderbilt,
11/15/80

SEASON

5 — LeeRoy Lewis, 1965;
Ted Hendricks, 1968;
Mike Barnes, 1972

CAREER

12 — Ted Hendricks, 1966-68

PUNTING

PUNTING AVERAGE

GAME

55.3 — Harry Ghaul vs. Miami
(Ohio), 11/8/46 [6]

SEASON

47.1 — Pat O'Donnell, 2013 [53]



RECORDS

INDIVIDUAL LEADERS

RUSHING

ATTEMPTS

CAREER LEADERS

PLAYER	SEASONS	YDS	AVG	ATT
1. Ottis Anderson	1975-78	3,331	4.82	691
2. James Jackson	1996-2000	2,953	5.46	541
3. Duke Johnson	2012-14	3,519	6.69	526
4. Javarris James	2006-09	2,162	4.29	505
5. Edgerrin James	1996-98	2,960	6.24	474
6. Graig Cooper	2007-10	2,383	5.12	465
7. Danyell Ferguson	1992,1994-96	2,214	4.88	454
8. Stephen McGuire	1989-92	1,953	4.34	450
9. Clinton Portis	1999-2001	2,523	5.73	440
10. Tyrone Moss	2003-06	1,942	4.71	412

SEASON LEADERS

PLAYER	SEASON	YDS	AVG	ATT
1. Willis McGahee	2002	1,753	6.22	282
2. Duke Johnson	2014	1,652	6.82	242
Edgerrin James	1998	1,416	5.85	242
4. Lamar Miller	2011	1,272	5.60	227
5. Ottis Anderson	1978	1,266	5.65	224
6. Clinton Portis	2001	1,200	5.45	220
7. Ottis Anderson	1976	918	4.31	213
8. Danyell Ferguson	1995	1,069	5.04	212
9. Mark Walton	2016	1,117	5.30	209
10. Joe Yearby	2015	1,002	4.88	205

YARDS

CAREER LEADERS

PLAYER	SEASONS	ATT	AVG	YDS
1. Duke Johnson	2012-14	526	6.69	3,519
2. Ottis Anderson	1975-78	691	4.82	3,331
3. Edgerrin James	1996-98	474	6.24	2,960
4. James Jackson	1996-2000	541	5.46	2,953
5. Clinton Portis	1999-2001	440	5.73	2,523
6. Graig Cooper	2007-10	465	5.12	2,383
7. Danyell Ferguson	1992,1994-96	454	4.88	2,214
8. Javarris James	2006-09	505	4.29	2,162
9. Joe Yearby	2014-16	379	5.59	2,119
10. Willis McGahee	2001-02	351	5.89	2,067
11. Mark Walton	2015-17	394	5.06	1,995
12. Frank Gore	2001-04	348	5.68	1,975
13. Stephen McGuire	1989-92	450	4.34	1,953
14. Tyrone Moss	2003-06	412	4.71	1,942
15. Lamar Miller	2010-11	335	5.73	1,918
16. Alonzo Highsmith	1989-92	387	4.95	1,914
17. Leonard Conley	1987-90	400	4.73	1,892
18. Eddie Dunn	1936-38	334	5.32	1,778
19. Warren Williams	1984-87	333	5.21	1,734
20. Don Bosseler	1953-56	385	4.26	1,642
21. Chuck Foreman	1970-72	345	4.73	1,631
22. Frank Smith	1948-51	309	5.10	1,576
23. Tom Sullivan	1969-71	387	3.98	1,541

PLAYER	SEASONS	ATT	AVG	YDS
24. Damien Berry	2009-10	283	5.35	1,515
25. Joe Yearby	2014-2016	277	5.45	1,511

SEASON LEADERS

PLAYER	SEASON	ATT	AVG	YDS
1. Willis McGahee	2002	282	6.22	1,753
2. Duke Johnson	2014	242	6.82	1,652
3. Edgerrin James	1998	242	5.85	1,416
4. Lamar Miller	2011	227	5.60	1,272
5. Ottis Anderson	1978	224	5.65	1,266
6. Clinton Portis	2001	220	5.45	1,200
7. Mark Walton	2016	209	5.30	1,117
8. Edgerrin James	1997	184	5.97	1,098
9. Danyell Ferguson	1995	212	5.04	1,069
10. James Jackson	2000	201	5.01	1,006

YEARLY LEADERS

YEAR	PLAYER	ATT	YDS	AVG
1947	Harry Ghaul	53	310	5.9
1948	Frank Smith	71	250	3.5
1949	Bob Campbell	98	482	5.0
1950	Jim Dooley	98	532	7.0
1951	Harry Mallios	138	494	4.2
1952	Pud Constantino	81	400	4.9
1953	Gordon Malloy	90	342	3.8
1954	Gordon Malloy	87	492	5.7
1955	Don Bosseler	104	435	4.2
1956	Don Bosseler	161	723	4.5
1957	John Varone	79	460	5.8
1958	Frank Bouffard	77	289	3.8
1959	Frank Bouffard	105	387	3.7
1960	Eddie Johns	123	521	4.2
1961	James Vollenweider	112	538	4.8
1962	Nick Ryder	155	702	4.5
1963	Pete Banaszak	97	461	4.8
1964	Russell Smith	84	370	4.1
1965	Pete Banaszak	111	473	4.7
1966	Doug McGee	100	377	3.8
1967	John Acuff	112	572	5.1
1968	Vincent Opalsky	152	446	2.9
1969	Vincent Opalsky	109	453	4.2
1970	Tom Sullivan	156	461	2.7
1971	Chuck Foreman	191	951	4.9
1972	Chuck Foreman	107	484	4.5
1973	Woody Thompson	189	802	4.3
1974	Woody Thompson	78	343	4.4
1975	Ottis Anderson	67	365	5.5
1976	Ottis Anderson	213	918	4.3
1977	Ottis Anderson	187	782	4.1
1978	Ottis Anderson	224	1,266	5.7
1979	Chris Hobbs	105	406	3.9
1980	Lorenzo Roan	152	669	4.4
1981	Lorenzo Roan	111	388	3.3
1982	Keith Griffin	131	473	3.6
1983	Albert Bentley	144	722	5.0

INDIVIDUAL LEADERS

YEAR	PLAYER	ATT	YDS	AVG
1984	Alonzo Highsmith	146	906	6.2
1985	Warren Williams	89	522	5.9
1986	Alonzo Highsmith	105	442	4.2
1987	Warren Williams	135	673	5.0
1988	Cleveland Gary	117	480	4.1
1989	Leonard Conley	134	529	3.9
1990	Stephen McGuire	150	621	4.1
1991	Stephen McGuire	123	608	4.9
1992	Donnell Bennett	97	421	4.3
1993	James Stewart	112	639	5.7
1994	James Stewart	147	724	4.9
1995	Danyell Ferguson	212	1,069	5.0
1996	Dyral McMillan	111	565	5.1
1997	Edgerrin James	184	1,098	6.0
1998	Edgerrin James	242	1,416	5.9
1999	Clinton Portis	143	839	5.9
2000	James Jackson	201	1,006	5.0
2001	Clinton Portis	220	1,200	5.5
2002	Willis McGahee	282	1,753	6.2
2003	Jarrett Payton	182	985	5.4
2004	Frank Gore	197	945	4.8
2005	Tyrone Moss	137	701	5.1
2006	Javarris James	175	802	4.7
2007	Graig Cooper	125	682	5.5
2008	Graig Cooper	171	841	4.9
2009	Graig Cooper	134	695	5.2
2010	Damien Berry	190	899	4.7
2011	Lamar Miller	227	1,272	5.6
2012	Duke Johnson	139	947	6.8
2013	Duke Johnson	145	920	6.3
2014	Duke Johnson	242	1,652	6.8
2015	Joe Yearby	205	1,002	4.9
2016	Mark Walton	209	1,117	5.3
2017	Travis Homer	163	966	5.9
2018	Travis Homer	164	985	6.0

YARDS PER ATTEMPT

SEASON LEADERS (MINIMUM 25 ATTEMPTS)

	PLAYER	SEASON	ATT	YDS	AVG
1.	Al Shipman	1994	45	454	10.09
2.	Frank Gore	2001	62	565	9.10
3.	Jack Losch	1955	47	426	9.06
4.	James Jackson	1997	81	596	7.35
5.	John Varone	1955	46	324	7.04
	Najeh Davenport	1998	55	388	7.04
7.	Larry Jones	1993	57	401	7.02
8.	Harry Ghaul	1948	25	175	7.00
	Jim Dooley	1950	98	686	7.00
10.	Duke Johnson	2012	139	947	6.81

YARDS PER GAME

SEASON LEADERS (MINIMUM 9 GAMES)

	PLAYER	SEASON	G	YDS	AVG
1.	Willis McGahee	2002	13	1,753	134.8
2.	Edgerrin James	1998	11	1,416	128.7
3.	Duke Johnson	2014	13	1,652	127.1
4.	Ottis Anderson	1978	11	1,266	115.1
5.	Edgerrin James	1997	10	1,098	109.8
6.	Clinton Portis	2001	11	1,200	109.1
7.	Lamar Miller	2011	12	1,272	106.0
8.	Danyell Ferguson	1995	11	1,069	97.2
9.	James Jackson	2000	11	1,006	91.5
10.	Chuck Foreman	1971	11	951	86.5

TOUCHDOWNS

CAREER LEADERS

	PLAYER	SEASONS	TD
1.	Stephen McGuire	1989-92	35
2.	Edgerrin James	1996-98	32
3.	Willis McGahee	2001-02	31
4.	James Jackson	1997-2000	29
5.	Duke Johnson	2012-14	26
	Melvin Bratton	1984-87	26
	Tyrone Moss	2003-06	26
	Mark Walton	2015-17	26
9.	Eddie Dunn	1936-38	25
10.	Clinton Portis	1999-2001	21

SEASON LEADERS

	PLAYER	SEASON	TD
1.	Willis McGahee	2002	28
2.	Edgerrin James	1998	17
3.	Mark Walton	2016	14
	Eddie Dunn	1938	14
5.	Harry Ghaul	1945	13
	Edgerrin James	1997	13
7.	James Stewart	1994	12
	Danyell Ferguson	1995	12
	Tyrone Moss	2005	12
10.	Stephen McGuire	1990	11
	James Jackson	1999	11
	James Jackson	2000	11

100-YARD GAMES

CAREER LEADERS

	PLAYER	SEASONS	G
1.	Duke Johnson	2012-2014	14
	Clinton Portis	1999-2001	14
	Edgerrin James	1996-98	14
4.	Ottis Anderson	1975-78	13
5.	James Jackson	1997-2000	11
6.	Willis McGahee	2001-02	10
7.	Lamar Miller	2010-11	9



INDIVIDUAL LEADERS

	PLAYER	SEASONS	G
8.	Frank Gore	2001-04	8
	Mark Walton	2015-17	8
10.	Tyrone Moss	2003-06	7

SEASON LEADERS

	PLAYER	SEASON	G
1.	Willis McGahee	2002	10
2.	Ottis Anderson	1978	8
	Clinton Portis	2001	8
4.	Duke Johnson	2014	7
	Edgerrin James	1998	7
	Lamar Miller	2011	7
7.	Mark Walton	2016	6
8.	Alonzo Highsmith	1984	5
	Edgerrin James	1997	5
	Clinton Portis	1999	5

PASSING

PASSING YARDS

CAREER LEADERS

	PLAYER	SEASONS	ATT	COMP	PCT	YDS
1.	Brad Kaaya	2014-16	1,188	720	60.6	9,968
2.	Ken Dorsey	1999-2002	1,153	668	57.9	9,565
3.	Jacory Harris	2008-11	1,170	703	60.1	8,826
4.	Stephen Morris	2010-13	955	551	57.7	7,896
5.	Gino Torretta	1989-92	991	555	56.0	7,690
6.	Vinny Testaverde	1982,1984-86	674	413	61.3	6,058
7.	Craig Erickson	1987-90	752	420	55.9	6,056
8.	Ryan Clement	1994-97	747	443	59.3	6,004
9.	Bernie Kosar	1983-84	743	463	62.3	5,971
10.	Kyle Wright	2004-07	807	478	59.2	5,805

PASSING YARDS

SEASON LEADERS

	PLAYER	SEASON	ATT	COMP	PCT	YDS
1.	Bernie Kosar	1984	416	262	63.0	3,642
2.	Ken Dorsey	2002	393	222	56.5	3,369
3.	Craig Erickson	1990	393	225	57.3	3,363
4.	Jacory Harris	2009	406	242	59.6	3,352
5.	Stephen Morris	2012	421	245	58.2	3,345
6.	Brad Kaaya	2016	421	261	62.0	3,532
7.	Brad Kaaya	2015	389	238	61.2	3,238
	Vinny Testaverde	1985	352	216	61.4	3,238
9.	Brad Kaaya	2014	378	221	58.5	3,198
10.	Malik Rosier	2017	415	224	54.0	3,120

YEARLY LEADERS

YEAR	PLAYER	ATT	COMP	INT	YARDS
1947	Hal Johnston	38	19	6	239
1948	Jack DelBello	101	45	9	455
1949	Jack Hackett	76	28	8	302

YEAR	PLAYER	ATT	COMP	INT	YARDS
1950	Jack Hackett	107	52	2	612
1951	Jack Hackett	71	34	3	544
1952	Don James	144	82	9	913
1953	Don James	75	39	6	450
1954	Carl Garrigus	47	27	2	305
1955	Sam Scarnecchia	49	31	3	485
1956	Sam Scarnecchia	59	27	5	357
1957	Fran Curci	85	41	6	476
1958	Bonnie Yarbrough	80	32	4	509
1959	Fran Curci	195	100	14	1,068
1960	Eddie Johns	91	54	5	657
1961	George Mira	172	81	6	1,000
1962	George Mira	306	146	18	1,893
1963	George Mira	334	172	14	2,155
1964	Bob Biletnikoff	159	85	7	920
1965	Bill Miller	141	72	10	856
1966	Bill Miller	155	84	11	1,114
1967	David Olivo	140	62	13	729
1968	David Olivo	248	137	15	1,727
1969	Kelly Cochrane	243	121	15	1,673
1970	Kelly Cochrane	287	127	21	1,328
1971	John Hornibrook	179	73	10	1,006
1972	Ed Carney	209	94	15	1,399
1973	Ed Carney	94	41	3	658
1974	Kary Baker	146	61	13	805
1975	E.J. Baker	130	66	10	999
1976	E.J. Baker	131	64	10	907
1977	E.J. Baker	84	35	6	515
1978	Kenny McMillian	108	53	7	611
1979	Mike Rodrigue	201	94	16	1,197
1980	Jim Kelly	206	109	7	1,519
1981	Jim Kelly	285	168	14	2,403
1982	Mark Richt	149	71	9	838
1983	Bernie Kosar	327	201	13	2,329
1984	Bernie Kosar	416	262	16	3,642
1985	Vinny Testaverde	352	216	15	3,238
1986	Vinny Testaverde	276	175	9	2,557
1987	Steve Walsh	298	176	7	2,249
1988	Steve Walsh	390	233	12	3,115
1989	Craig Erickson	273	147	13	2,007
1990	Craig Erickson	393	225	7	3,363
1991	Gino Torretta	371	205	8	3,095
1992	Gino Torretta	402	228	7	3,060
1993	Ryan Collins	203	117	13	1,605
1994	Frank Costa	313	168	15	2,443
1995	Ryan Clement	201	119	10	1,638
1996	Ryan Clement	272	164	8	2,257
1997	Ryan Clement	267	157	11	2,089
1998	Scott Covington	270	159	8	2,301
1999	Kenny Kelly	259	141	14	1,913
2000	Ken Dorsey	322	188	5	2,737
2001	Ken Dorsey	318	184	9	2,652
2002	Ken Dorsey	393	222	12	3,369

INDIVIDUAL LEADERS

2003	Brock Berlin	352	211	17	2,419
2004	Brock Berlin	348	195	6	2,680
2005	Kyle Wright	307	180	10	2,403
2006	Kyle Wright	250	152	7	1,655
2007	Kyle Wright	241	141	14	1,747
2008	Robert Marve	213	116	13	1,293
2009	Jacory Harris	406	242	17	3,352
2010	Jacory Harris	270	148	15	1,793
2011	Jacory Harris	300	195	9	2,486
2012	Stephen Morris	421	245	7	3,345
2013	Stephen Morris	344	198	12	3,028
2014	Brad Kaaya	378	221	12	3,198
2015	Brad Kaaya	389	238	5	3,238
2016	Brad Kaaya	421	261	7	3,532
2017	Malik Rosier	415	224	14	3,120
2018	N'Kosi Perry	191	97	6	1,091

6.	Kyle Wright	2004-07	807	5,805	478
7.	Bernie Kosar	1983-84	743	5,971	463
8.	Ryan Clement	1994-97	747	6,004	443
9.	Craig Erickson	1987-90	752	6,056	420
10.	Vinny Testaverde	1982,1984-86	674	6,058	413

SEASON LEADERS

	PLAYER	SEASON	ATT	YDS	COMP
1.	Bernie Kosar	1984	416	3,642	262
2.	Brad Kaaya	2016	421	3,532	261
3.	Stephen Morris	2012	421	3,345	245
4.	Jacory Harris	2009	406	3,352	242
5.	Brad Kaaya	2015	389	3,238	238
6.	Steve Walsh	1988	390	3,115	233
7.	Gino Torretta	1992	402	3,060	228
8.	Craig Erickson	1990	393	3,363	225
9.	Malik Rosier	2017	415	3,120	224
10.	Ken Dorsey	2002	393	3,369	222

ATTEMPTS

CAREER LEADERS

	PLAYER	SEASONS	COMP	YDS	ATT
1.	Brad Kaaya	2014-16	720	9,968	1,188
2.	Jacory Harris	2008-11	703	8,826	1,170
3.	Ken Dorsey	1999-2002	668	9,565	1,153
4.	Gino Torretta	1989-92	555	7,690	991
5.	Stephen Morris	2010-13	551	7,896	955
6.	Kyle Wright	2004-07	478	5,805	807
7.	Craig Erickson	1987-90	420	6,056	752
8.	Ryan Clement	1994-97	443	6,004	747
9.	George Mira	1961-63	368	5,048	745
10.	Bernie Kosar	1983-84	463	5,971	743

COMPLETION PERCENTAGE

CAREER LEADERS

	PLAYER	SEASONS	COMP	ATT	PCT
1.	Bernie Kosar	1983-84	463	743	62.3
2.	Vinny Testaverde	1982, 84-86	413	674	61.3
3.	Brad Kaaya	2014-16	720	1,188	60.6
4.	Jacory Harris	2008-11	703	1,170	60.1
5.	Steve Walsh	1986-88	410	690	59.4
6.	Ryan Clement	1994-97	443	747	59.3
7.	Kyle Wright	2004-07	478	807	59.2
8.	Brock Berlin	2003-04	406	700	58.0
9.	Ken Dorsey	1999-2002	668	1,153	57.9
10.	Stephen Morris	2010-13	551	955	57.7

SEASON LEADERS

	PLAYER	SEASON	COMP	YDS	ATT
1.	Brad Kaaya	2016	261	3,532	421
	Stephen Morris	2012	245	3,345	421
3.	Bernie Kosar	1984	262	3,642	416
4.	Malik Rosier	2017	224	3,120	415
5.	Jacory Harris	2009	242	3,252	406
6.	Gino Torretta	1992	228	3,060	402
7.	Craig Erickson	1990	225	3,363	393
	Ken Dorsey	2002	222	3,369	393
9.	Steve Walsh	1988	233	3,115	390
10.	Brad Kaaya	2015	238	3,238	389

SEASON LEADERS

	PLAYER	SEASON	COMP	ATT	PCT
1.	Jacory Harris	2011	195	300	65.0
2.	Vinny Testaverde	1986	175	276	63.4
3.	Bernie Kosar	1984	262	416	63.0
4.	Brad Kaaya	2016	261	421	62.0
5.	Ken Dorsey	1999	74	120	61.7
6.	Bernie Kosar	1983	201	327	61.5
7.	Vinny Testaverde	1985	216	352	61.4
9.	Brad Kaaya	2015	238	389	61.2
10.	Kyle Wright	2006	152	250	60.8
	Jacory Harris	2008	118	194	60.8

COMPLETIONS

CAREER LEADERS

	PLAYER	SEASONS	ATT	YDS	COMP
1.	Brad Kaaya	2014-16	1,188	9,986	720
2.	Jacory Harris	2008-11	1,170	8,826	703
3.	Ken Dorsey	1999-2002	1,153	9,565	668
4.	Gino Torretta	1989-92	991	7,690	555
5.	Stephen Morris	2010-13	955	7,896	551

TOUCHDOWNS

	PLAYER	SEASONS	TD
1.	Ken Dorsey	1999-2002	86
2.	Jacory Harris	2008-11	70
3.	Brad Kaaya	2014-16	69
4.	Stephen Morris	2010-13	49



INDIVIDUAL LEADERS

	PLAYER	SEASONS	TD
5.	Vinny Testaverde	1982, 84-86	48
	Steve Walsh	1986-88	48
7.	Gino Torretta	1989-92	47
8.	Craig Erickson	1987-90	46
9.	Ryan Clement	1994-97	43
10.	Bernie Kosar	1983-84	40

SEASON LEADERS

	PLAYER	SEASON	TD
1.	Steve Walsh	1988	29
2.	Ken Dorsey	2002	28
3.	Brad Kaaya	2016	27
4.	Vinny Testaverde	1986	26
	Brad Kaaya	2014	26
	Malik Rosier	2017	26
7.	Bernie Kosar	1984	25
	Ken Dorsey	2000	25
9.	Jacory Harris	2009	24
10.	Ken Dorsey	2001	23

RECEIVING

RECEPTIONS

CAREER LEADERS

	PLAYER	SEASONS	YDS	AVG	REC
1.	Reggie Wayne	1997-2000	2,510	14.51	173
2.	Stacy Coley	2013-16	2,218	13.60	168
3.	Lamar Thomas	1989-92	2,271	15.77	144
4.	Michael Irvin	1985-87	2,423	16.94	143
	Santana Moss	1997-2000	2,546	17.80	143
6.	Leonard Hankerson	2007-10	2,160	16.12	134
7.	Travis Benjamin	2008-11	2,146	16.38	131
8.	Phillip Dorsett	2011-14	2,132	17.61	121
	Allen Hurns	2010-13	1,891	15.63	121
10.	Kellen Winslow	2001-03	1,365	11.47	119

SEASON LEADERS

	PLAYER	SEASON	YDS	AVG	REC
1.	Leonard Hankerson	2010	1,156	16.06	72
2.	Willie Smith	1984	852	12.91	66
3.	Stacy Coley	2016	754	12.00	63
4.	Allen Hurns	2013	1,162	18.74	62
5.	Wesley Carroll	1990	952	15.61	61
6.	Kellen Winslow	2003	605	10.08	60
7.	Eddie Brown	1984	1,114	18.88	59
8.	Phillip Dorsett	2012	842	14.52	58
9.	Cleveland Gary	1988	655	11.49	57
10.	Kellen Winslow	2002	726	12.74	57

RECEIVING YARDS

CAREER LEADERS

	PLAYER	SEASONS	REC	AVG	YDS
1.	Santana Moss	1997-2000	143	17.80	2,546
2.	Reggie Wayne	1997-2000	173	14.51	2,510
3.	Michael Irvin	1985-87	143	16.94	2,423
4.	Lamar Thomas	1989-92	144	15.77	2,271
5.	Stacy Coley	2013-16	168	13.60	2,218
6.	Leonard Hankerson	2007-10	134	16.12	2,160
7.	Travis Benjamin	2008-11	131	16.38	2,146
8.	Phillip Dorsett	2011-14	121	17.61	2,132
9.	Allen Hurns	2010-13	121	15.63	1,891
10.	Andre Johnson	2000-02	92	19.90	1,831

SEASON LEADERS

	PLAYER	SEASON	REC	AVG	YDS
1.	Allen Hurns	2013	62	18.74	1,162
2.	Leonard Hankerson	2010	72	16.10	1,156
3.	Eddie Brown	1984	59	18.88	1,114
4.	Andre Johnson	2002	52	21.00	1,092
5.	Wesley Carroll	1990	61	15.61	952
6.	Ahmmmon Richards	2016	49	19.06	934
7.	Santana Moss	1999	54	16.60	899
8.	Phillip Dorsett	2014	36	24.19	871
9.	Michael Irvin	1986	53	16.38	868
10.	Willie Smith	1984	66	12.91	852

YEARLY LEADERS

YEAR	PLAYER, POS	REC	YDS	AVG
1947	Andy Novak, E	8	146	18.3
1948	Al Hudson, B	5	190	38.0
1949	Ralph Fieler, E	14	151	10.8
1950	Tom Jolley, E	24	399	16.6
1951	Ed Lutes, E	16	409	25.6
1952	Frank McDonald, TE	32	418	13.1
1953	Frank McDonald, TE	20	235	11.8
1954	Frank McDonald, TE	15	181	12.1
1955	Jack Losch, B	7	206	29.4
1956	John Varone, B	10	107	10.7
1957	John Varone, B	11	108	9.8
1958	Doug Hildebrandt, E	12	177	14.6
1959	Bill Miller, E	33	395	12.0
1960	Bill Miller, E	26	413	15.9
1961	Bill Miller, E	44	648	14.7
1962	Nick Spinelli, FL	33	506	15.3
1963	Nick Spinelli, FL	41	501	12.2
1964	Tom Coughlin, SE	22	294	13.4
1965	Jerry Daanen, WB	29	367	12.7
1966	James Cox, SE	41	627	15.3
1967	James Cox, SE	39	552	14.2
1968	David Kalina, SE	43	628	14.6
1969	David Kalina, SE	45	532	11.8
1970	Joe Schmidt, SE	37	549	14.8

INDIVIDUAL LEADERS

1971	Witt Beckman, SE	21	288	13.7
1972	Chuck Foreman, RB	37	557	15.1
1973	Steve Marcantonio, SE	35	568	16.2
1974	Steve Marcantonio, SE	22	337	15.3
1975	Phil August, SE	25	419	16.7
1976	Larry Cain, WB	18	444	24.7
1977	Steve Alvers, TE	14	249	17.8
1978	James Joiner, WR	15	235	15.7
1979	Larry Brodsky, SE	30	495	16.5
1980	Larry Brodsky, SE	33	570	17.3
1981	Larry Brodsky, SE	37	631	17.3
1982	Rocky Belk, FL	35	646	18.4
1983	Glenn Dennison, TE	54	594	11.0
1984	Eddie Brown, SE	59	1,114	18.9
1985	Michael Irvin, SE	46	840	18.3
1986	Michael Irvin, SE	53	868	16.4
1987	Michael Irvin, SE	44	715	16.3
1988	Andre Brown, SE	47	746	15.9
1989	Dale Dawkins, FL	54	833	15.4
1990	Wesley Carroll, SE	61	952	15.6
1991	Lamar Thomas, SE	39	623	16.0
1992	Horace Copeland, SE	47	769	16.4
1993	Chris T. Jones, FL	51	798	15.6
1994	Chris T. Jones, FL	39	664	17.0
1995	Jammi German, SE	41	730	17.8
1996	Yatil Green, FL	44	746	17.0
1997	Reggie Wayne, SE	48	640	13.3
1998	Reggie Wayne, SE	42	629	15.0
1999	Santana Moss, FL	54	899	16.6
2000	Santana Moss, FL	45	748	16.6
2001	Jeremy Shockey, TE	40	519	13.0
2002	Kellen Winslow II, TE	57	726	12.7
2003	Kellen Winslow II, TE	60	605	10.1
2004	Roscoe Parrish, WR	43	693	16.1
2005	Sinorice Moss, WR	37	614	16.6
2006	Greg Olsen, TE	40	489	12.2
2007	Darnell Jenkins, WR	31	619	20.0
2008	Aldarius Johnson, WR	31	332	10.7
2009	Leonard Hankerson, WR	45	801	17.8
2010	Leonard Hankerson, WR	72	1,156	16.1
2011	Tommy Streeter, WR	46	811	17.6
2012	Phillip Dorsett, WR	58	842	14.5
2013	Allen Hurns, WR	62	1,162	18.7
2014	Clive Walford, TE	44	676	15.3
2015	Rashawn Scott, WR	52	695	13.4
2016	Stacy Coley, WR	63	754	12.0
2017	Braxton Berrios, WR	55	679	12.3
2018	Jeff Thomas, WR	35	563	16.1

TOUCHDOWNS

CAREER LEADERS

PLAYER	SEASONS	TD
1. Michael Irvin	1985-87	26
2. Lamar Thomas	1989-92	23
3. Leonard Hankerson	2007-10	22
4. Stacy Coley	2013-16	20
Reggie Wayne	1997-2000	20
Andre Johnson	2000-02	20
7. Santana Moss	1997-2000	19
8. Phillip Dorsett	2011-14	17
9. Brian Blades	1984-87	15
10. Clive Walford	2011-14	14
Eddie Brown	1983-84	14
Allen Hurns	2010-13	14
Braxton Berrios	2014-17	14

SEASON LEADERS

PLAYER	SEASON	TD
1. Leonard Hankerson	2010	13
2. Michael Irvin	1986	11
3. Phillip Dorsett	2014	10
Lamar Thomas	1992	10
Reggie Wayne	2000	10
Andre Johnson	2001	10
7. Stacy Coley	2016	9
Eddie Brown	1984	9
Michael Irvin	1985	9
Andre Johnson	2002	9
Braxton Berrios	2017	9

TOTAL OFFENSE

TOTAL YARDS

CAREER LEADERS

PLAYER	SEASONS	RUSH	PASS	TOTAL
1. Brad Kaaya	2014-16	-386	9,968	9,582
2. Ken Dorsey	1999-2002	-79	9,565	9,486
3. Jacory Harris	2008-11	-3	8,826	8,823
4. Stephen Morris	2010-13	54	7,896	7,950
5. Gino Torretta	1989-92	32	7,690	7,722
6. Craig Erickson	1987-90	-35	6,056	6,021
7. Vinny Testaverde	1982, 1984-86	-320	6,058	5,738
8. Kyle Wright	2004-07	-99	5,805	5,706
9. Ryan Clement	1994-97	-345	6,004	5,659
10. Bernie Kosar	1983-84	-386	5,971	5,585

SEASON LEADERS

PLAYER	SEASON	RUSH	PASS	TOTAL
1. Malik Rosier	2017	468	3,120	3,588
1. Stephen Morris	2012	70	3,345	3,415
2. Bernie Kosar	1984	-230	3,642	3,412



INDIVIDUAL LEADERS

PLAYER	SEASON	RUSH	PASS	TOTAL
3. Brad Kaaya	2016	-136	3,532	3,396
4. Craig Erickson	1990	-26	3,363	3,389
5. Ken Dorsey	2002	-39	3,369	3,330
6. Gino Torretta	1991	60	3,095	3,155
7. Jacory Harris	2009	-219	3,352	3,133
8. Brad Kaaya	2015	-119	3,238	3,119
9. Steve Walsh	1988	-33	3,115	3,082
10. Brad Kaaya	2014	-131	3,198	3,067

9. Danny Miller	1978-81	244
10. Edgerrin James	1996-98	212

SEASON LEADERS

PLAYER	SEASONS	PTS
1. Willis McGahee	2002	168
2. Todd Sievers	2001	119
3. Michael Badgley	2016	116
4. Michael Badgley	2015	115
5. Edgerrin James	1998	114
6. Carlos Huerta	1988	107
7. Todd Sievers	2002	105
8. Jon Peattie	2003	103
9. Carlos Huerta	1989	101
Carlos Huerta	1990	101

ALL-PURPOSE

TOTAL YARDS

CAREER LEADERS

PLAYER	SEASONS	RUSH	REC	RET	TOTAL
1. Duke Johnson	2012-14	3,519	719	1,288	5,526
2. Santana Moss	1997-2000	277	2,546	1,196	4,394
3. Otis Anderson	1975-78	3,331	539	395	4,265
4. Travis Benjamin	2008-11	126	2,148	1,602	3,876
5. Graig Cooper	2007-10	2,383	402	1,079	3,864
6. Stacy Coley	2013-16	109	2,218	1,467	3,794
7. Edgerrin James	1996-98	960	595	35	3,590
8. Eddie Dunn	1936-38	1,778	32	1,666	3,476
9. Chuck Foreman	1970-72	1,631	732	992	3,355
10. James Jackson	1996-2000	2,953	278	0	3,231

POINTS SCORED, KICKING

CAREER LEADERS

PLAYER	SEASONS	PTS
1. Michael Badgley	2014-17	403
2. Carlos Huerta	1988-91	397
3. Jon Peattie	2003-06	337
4. Todd Sievers	1998, 2000-02	310
5. Greg Cox	1984-87	302
6. Andy Crosland	1996-99	292
7. Dane Prewitt	1992-95	272
8. Matt Boshier	2008-10	248
9. Danny Miller	1978-81	244
10. Chris Dennis	1974-77	156

SEASON LEADERS

PLAYER	SEASON	RUSH	REC	RET	TOTAL
1. Willis McGahee	2002	1,753	355	0	2,108
2. Duke Johnson	2014	1,652	421	0	2,073
3. Duke Johnson	2012	947	221	892	2,060
4. Otis Anderson	1978	1,266	47	395	1,708
5. Edgerrin James	1998	1,416	255	0	1,671
6. Santana Moss	2000	201	748	655	1,604
7. Chuck Foreman	1972	484	557	514	1,555
8. Lamar Miller	2011	1,272	85	162	1,519
9. Santana Moss	1999	2	899	601	1,502
10. Chuck Foreman	1971	951	72	444	1,467

SEASON LEADERS

PLAYER	SEASON	PTS
1. Todd Sievers	2001	119
2. Michael Badgley	2016	116
3. Michael Badgley	2015	115
4. Carlos Huerta	1988	107
5. Todd Sievers	2002	105
6. Jon Peattie	2003	103
7. Carlos Huerta	1989	101
Carlos Huerta	1990	101
9. Jake Wieclaw	2012	99
10. Matt Goudis	2013	96
Michael Badgley	2017	96

SCORING

POINTS SCORED

CAREER LEADERS

PLAYER	SEASONS	PTS.
1. Michael Badgley	2014-17	403
2. Carlos Huerta	1988-91	397
3. Jon Peattie	2003-06	337
4. Todd Sievers	1998, 2000-02	310
5. Greg Cox	1984-87	302
6. Andy Crosland	1996-99	292
7. Dane Prewitt	1992-95	272
8. Matt Boshier	2008-10	248

TOUCHDOWNS

CAREER LEADERS

PLAYER	SEASONS	TD
1. Stephen McGuire	1989-92	35
Edgerrin James	1996-98	35
3. Duke Johnson	2012-14	32
Melvin Bratton	1984-87	32
James Jackson	1996-2000	32



INDIVIDUAL LEADERS

	PLAYER	SEASONS	TD
6.	Willis McGahee	2001-02	31
7.	Santana Moss	1997-2000	29
8.	Mark Walton	2015-17	28
9.	Michael Irvin	1985-87	26
	Tyrone Moss	2003-06	26

SEASON LEADERS

	PLAYER	SEASON	TD
1.	Willis McGahee	2002	28
2.	Edgerrin James	1998	19
3.	Mark Walton	2016	15
4.	Eddie Dunn	1938	14
	Edgerrin James	1997	14
6.	Duke Johnson	2014	13
	Harry Ghaul	1945	13
	Danyell Ferguson	1995	13
	James Jackson	2000	13
	Leonard Hankerson	2010	13
	Duke Johnson	2012	13
	Dallas Crawford	2013	13

FIELD GOALS MADE

CAREER LEADERS

	PLAYER	SEASONS	FGM
1.	Michael Badgley	2014-17	77
2.	Carlos Huerta	1988-91	73
3.	Jon Peattie	2003-06	64
4.	Danny Miller	1978-81	56
5.	Greg Cox	1984-87	47
6.	Todd Sievers	1998, 2000-02	45
	Matt Boshier	2008-10	45
8.	Andy Crosland	1996-99	44
9.	Dane Prewitt	1992-95	41
10.	Chris Dennis	1974-77	31

SEASON LEADERS

	PLAYER	SEASON	FGM
1.	Michael Badgley	2015	25
2.	Jon Peattie	2003	22
3.	Michael Badgley	2016	21
	Carlos Huerta	1988	21
	Todd Sievers	2001	21
6.	Jake Wieclaw	2012	19
7.	Danny Miller	1981	18
	Carlos Huerta	1989	18
	Matt Boshier	2008	18
10.	Greg Cox	1987	17
	Carlos Huerta	1990	17
	Carlos Huerta	1991	17
	Michael Badgley	2017	17

CONSECUTIVE FIELD GOALS MADE

	PLAYER	SEASON(S)	FGM
1.	Dane Prewitt	1994	13
2.	Carlos Huerta	1989-90	11
	Jake Wieclaw	2012	11
4.	Michael Badgley	2016	10
	Jon Peattie	2003	10
6.	Carlos Huerta	1988	9
7.	Michael Badgley	2015	8
8.	Greg Cox	1987	7
	Carlos Huerta	1989	7
	Jake Wieclaw	2011	7
	Matt Goudis	2013	7

FIELD GOALS ATTEMPTED

SEASON LEADERS

	PLAYER	SEASON	FGA
1.	Michael Badgley	2015	30
2.	Jon Peattie	2003	28
3.	Danny Miller	1981	27
	Carlos Huerta	1988	27
5.	Michael Badgley	2016	26
6.	Jake Wieclaw	2012	25
7.	Jon Peattie	2004	24
8.	Greg Cox	1987	22
	Carlos Huerta	1989	22
	Todd Sievers	2002	22

PAT KICKS MADE

CAREER LEADERS

	PLAYER	SEASONS	PAT
1.	Carlos Huerta	1988-91	178
2.	Todd Sievers	1998, 2000-02	175
3.	Andy Crosland	1996-99	163
4.	Greg Cox	1984-87	161
5.	Dane Prewitt	1992-95	149
6.	Jon Peattie	2003-06	145
7.	Michael Badgley	2014-17	127
	Matt Boshier	2008-10	127
9.	Jake Wieclaw	2011-12	81
10.	Danny Miller	1978-81	76

SEASON LEADERS

	PLAYER	SEASON	PAT
1.	Todd Sievers	2002	66
2.	Matt Goudis	2013	57
3.	Todd Sievers	2001	56
4.	Michael Badgley	2016	53
5.	Todd Sievers	2000	52
6.	Andy Crosland	1998	51
7.	Matt Boshier	2009	50
	Carlos Huerta	1990	50

INDIVIDUAL LEADERS

	PLAYER	SEASON	PAT
9.	Carlos Huerta	1989	47
10.	Greg Cox	1985	46
	Andy Crosland	1999	46

CONSECUTIVE PAT KICKS MADE

CAREER LEADERS

	PLAYER	SEASONS	PAT
1.	Carlos Huerta	1988-91	157
2.	Matt Boshier	2008-10	113
3.	Jon Peattie	2003-05	99
4.	Jake Wieclaw	2011-12	81
5.	Greg Cox	1984-85	78
6.	Michael Badgley	2014-16	72
7.	Matt Goudis	2013-14	57
8.	Jeff Davis	1982-83	54
9.	Dane Prewitt	1992-93	51
10.	Greg Cox	1986-87	44

SEASON LEADERS

	PLAYER	SEASON	PAT
1.	Matt Goudis	2013	57
2.	Michael Badgley	2016	53
3.	Matt Boshier	2009	50
	Carlos Huerta	1990	50
5.	Carlos Huerta	1989	47
6.	Jon Peattie	2004	45
7.	Carlos Huerta	1988	44
8.	Greg Cox	1987	43
9.	Jake Wieclaw	2012	42
10.	Michael Badgley	2015	40
	Greg Cox	1984	40
	Matt Boshier	2008	40

DEFENSE

TOTAL TACKLES

CAREER LEADERS

	PLAYER, POS	SEASONS	TT
1.	Dan Morgan, LB	1997-2000	532
2.	George Mira Jr., MLB	1984-87	490
3.	Scott Nicolas, LB	1978-80	456
4.	Micheal Barrow, MLB	1989-92	423
5.	Darrin Smith, LB	1989-92	401
6.	Ray Lewis, MLB	1993-95	388
7.	Jonathan Vilma, MLB	2000-03	377
8.	Rod Carter, LB	1985-88	361
9.	Denzel Perryman, MLB	2011-14	351
10.	James Burgess, LB	1993-96	343

SEASON LEADERS

	PLAYER, POS	SEASON	TT
1.	Ray Lewis, LB	1995	160
2.	Ray Lewis, LB	1994	152
3.	Dan Morgan, LB	1998	150
	Nate Webster, LB	1999	150
5.	George Mira Jr., MLB	1987	147
6.	Ken Sisk, LB	1983	139
7.	Dan Morgan, LB	2000	138
8.	Greg Threat, S	2004	136
9.	Jay Brophy, LB	1982	135
	George Mira, Jr., MLB	1985	135

YEARLY LEADERS

YEAR	PLAYER, POS	UT	AT	TT
1981	Scott Nicolas, LB	81	43	124
1982	Jay Brophy, LB	89	46	135
1983	Ken Sisk, LB	67	72	139
1984	Bruce Fleming, LB	77	34	111
1985	George Mira Jr., LB	76	59	135
1986	George Mira Jr., LB	61	61	122
1987	George Mira Jr., LB	79	68	147
1988	Maurice Crum, LB	61	49	110
1989	Maurice Crum, LB	51	47	98
1990	Maurice Crum, LB	69	59	128
1991	Darrin Smith, LB	68	58	126
1992	Micheal Barrow, LB	80	51	131
1993	Rohan Marley, LB	50	45	95
1994	Ray Lewis, LB	92	60	152
1995	Ray Lewis, LB	95	65	160
1996	Twain Russell, LB	63	62	125
1997	Dan Morgan, LB	68	37	105
1998	Dan Morgan, LB	78	72	150
1999	Nate Webster, LB	92	58	150
2000	Dan Morgan, LB	92	46	138
2001	Jonathan Vilma, LB	49	24	73
2002	Jonathan Vilma, LB	75	58	133
2003	Jonathan Vilma, LB	81	46	127
2004	Greg Threat, S	53	83	136
2005	Brandon Meriweather, S	76	38	114
2006	Jon Beason, LB	60	32	92
2007	Tarvares Gooden, LB	85	34	119
2008	Glenn Cook, LB	44	32	76
2009	Darryl Sharpton, LB	65	41	106
2010	Colin McCarthy, LB	51	68	119
2011	Sean Spence, LB	54	52	106
2012	Shayon Green, DE	38	29	67
2013	Denzel Perryman, LB	69	39	108
2014	Denzel Perryman, LB	79	31	110
2015	Jemaine Grace, LB	44	35	79
2016	Jamal Carter, DB	53	32	85
2017	Jaquan Johnson, DB	54	42	96
2018	Jaquan Johnson, DB	44	48	92



INDIVIDUAL LEADERS

SACKS

CAREER LEADERS

	PLAYER	SEASONS	SACKS
1.	Daniel Stubbs	1984-87	39.5
2.	Greg Mark	1986-89	34.5
3.	Kenny Holmes	1993-96	30.0
4.	Joe Jackson	2016-18	24.0
	Jamaal Green	1999-2002	24.0
6.	Kevin Patrick	1990-93	23.0
	Kenard Lang	1994-96	23.0
8.	Bob Nelson	1978-81	22.0
	Bill Hawkins	1985-88	22.0
	Rusty Medearis	1990-92, 1994	22.0
11.	Jerome Brown	1983-86	21.0

SEASON LEADERS

	PLAYER	SEASON	SACKS
1.	Daniel Stubbs	1986	17.0
2.	Greg Mark	1989	15.5
3.	Don Latimer	1977	15.0
4.	Daniel Stubbs	1985	12.0
	Kenard Lang	1996	12.0
	Derrick Ham	1998	12.0
7.	Kenny Holmes	1996	11.0
	Kareem Brown	2006	11.0
9.	Russell Maryland	1990	10.5
	Warren Sapp	1994	10.5
	Calais Campbell	2006	10.5

INTERCEPTIONS

CAREER LEADERS

	PLAYER	SEASONS	YDS	INT
1.	Ed Reed	1998-2001	389	21
2.	Bennie Blades	1984-87	305	19
3.	Jim Dooley	1949-51	149	17
4.	Fred Marion	1978-81	174	16
5.	Sean Taylor	2001-03	306	14
6.	Whitey Rouviere	1952-55	55	13
	Gene Coleman	1977-79	103	13
8.	Bryan Ferguson	1975-77	142	11
	Roland Smith	1987-90	138	11
10.	Whitey Campbell	1946-49	64	10
	Ronnie Lippett	1980-8	179	10

SEASON LEADERS

	PLAYER	SEASON	INT
1.	Bennie Blades	1986	10
	Sean Taylor	2003	10
3.	Gene Coleman	1979	9
	Ed Reed	2001	9
5.	Ed Reed	2000	8
6.	Whitey Rouviere	1954	7
	Racey Timmons	1960	7

	PLAYER	SEASON	INT
	Bryan Ferguson	1977	7
	Fred Marion	1980	7
10.	Arnold Tucker	1943	6
	Jim Dooley	1951	6
	John Bookman	1956	6
	Jimmy Dye	1967	6
	Fred Marion	1981	6
	Artie Burns	2015	6

YEARLY LEADERS

YEAR	PLAYER, POS	INT
1949	Jack del Bello, DB	3
1950	Jack del Bello, DB	5
	Jim Dooley, DB	5
1951	Jim Dooley, DB	10
1952	Three Players	3
1953	Whitey Rouviere, DB	3
	Bill Smith, DB	3
1954	Whitey Rouviere, DB	7
1955	Jack Losch, DB	4
1956	John Bookman, DB	6
1957	Joe Plevel, DB	4
1958	Larry DiGiammarino, DB	4
1959	Fran Curci, DB	3
1960	Ray Timmons, DB	7
1961	Bill Miller, DB	3
1962	Nicholas Ryder, DB	3
	James O'Mahoney, LB	3
1963	John Sisk, DB	2
1964	Art Zachary, DB	3
1965	Andy Sixkiller, DB	3
1966	Tom Beier, DB	4
1967	Jimmy Dye, DB	6
1968	Gregory Perez, DB	3
	Dean Stone, DB	3
1969	Gregory Perez, DB	5
1970	Wayne Lawrence, LB	2
	Kurt Schottenheimer, DB	2
1971	Burgess Owens, CB	5
1972	Paul Horschel, DB	3
	Gary Streicher, DB	3
1973	Ernie Jones, S	5
1974	Mike Archer, CB	3
	Ernie Jones, S	3
1975	Joe Bettencourt, S	2
1976	Bryan Ferguson, CB	4
1977	Bryan Ferguson, CB	7
1978	Three players	3
1979	Gene Coleman, FS	9
1980	Fred Marion, FS	7
1981	Fred Marion, FS	6
1982	Three players	3
1983	Jay Brophy, LB	3

INDIVIDUAL LEADERS

YEAR	PLAYER, POS	INT
	Ken Calhoun, SS	3
1984	Darrell Fullington, CB	5
1985	Bennie Blades, FS	4
	Don Ellis, CB	4
1986	Bennie Blades, FS	10
1987	Bennie Blades, FS	5
1988	Bobby Harden, SS	4
1989	Roland Smith, CB	6
1990	Darryl Williams, CB	3
1991	Ryan McNeil, CB	5
1992	Dexter Seigler, CB	4
	Paul White, CB	4
1993	Dexter Seigler, CB	4
1994	Carlos Jones, CB	5
1995	Four players	2
1996	Duane Starks, CB	3
1997	Duane Starks, CB	3
1998	Leonard Myers, CB	2
	Ed Reed, FS	2
1999	Mike Rumph, CB	4
	Nate Webster, LB	4
2000	Ed Reed, FS	8
2001	Ed Reed, FS	9
2002	Sean Taylor, FS	4
2003	Sean Taylor, FS	10
2004	Devin Hester, CB	4
2005	Three Players	3
2006	Kenny Phillips, S	4
2007	Randy Phillips, S	3
2008	Four players	1
2009	Three players	2
2010	Three players	3
2011	JoJo Nicolas, DB	2
2012	Brandon McGee, DB	2
	Jimmy Gaines, LB	2
2013	Tracy Howard, DB	4
2014	Three players	2
2015	Artie Burns, DB	6
2016	Rayshawn Jenkins, DB	2
2017	Michael Jackson, DB	4
	Jaquan Johnson, DB	4
2018	Trajan Bandy, DB	3
	Jhavonte Dean, DB	3
	Sheldrick Redwine, DB	3

INTERCEPTION RETURN YARDS

CAREER LEADERS

PLAYER	SEASONS	INT	YDS
1. Ed Reed	1998-2001	21	389
2. Sean Taylor	2001-03	14	306
3. Bennie Blades	1984-87	19	305
4. Maurice Sikes	2000-03	6	222
5. Dexter Siegler	1990-93	8	208
6. Greg Perez	1968-69	8	182

7. Ronnie Lippett	1980-82	10	179
8. John Bookman	1953-56	9	178
9. Fred Marion	1978-81	16	174
10. Randy Phillips	2005-09	5	170

SEASON LEADERS

PLAYER	SEASON	INT	YDS
1. Ed Reed	2001	9	206
2. Sean Taylor	2003	10	184
3. Maurice Sikes	2002	3	150
4. Gary Streicher	1972	3	148
5. Dexter Seigler	1992	4	146
6. John Bookman	1956	6	137
7. Arnold Tucker	1943	6	132
8. Bennie Blades	1986	10	128
9. Ken Corbin	1967	2	125
10. Sean Taylor	2002	4	122

INTERCEPTIONS RETURNED FOR TD

CAREER LEADERS

PLAYER	SEASONS	TD
1. Ed Reed	1998-2001	4
2. Sean Taylor	2001-03	3
3. Ken Corbin	1965-67	2
Bennie Blades	1985-87	2
Dexter Seigler	1990-93	2
Carlos Jones	1993-96	2
Leonard Myers	1998-2001	2
Phillip Buchanon	1999-2001	2
Maurice Sikes	2000-03	2

CONSECUTIVE GAMES WITH INT

CAREER LEADERS

PLAYER	SEASONS	G
1. Bennie Blades	1986-87	5
Dexter Seigler	1992-93	5
3. Fred Marion	1980-81	4
Bennie Blades	1986	4
Ed Reed	2000	4
Ed Reed	2001	4
Sean Taylor	2003	4
8. Bryan Ferguson	1977	3
Ryan McNeil	1991	3
Sean Taylor	2003	3
Artie Burns	2015	3
Jaquan Johnson	2017	3

FUMBLE RECOVERIES

CAREER LEADERS

PLAYER	SEASONS	FR
1. Ted Hendricks	1966-68	12
2. Pete Mastellone	1948-50	8
Mike Barnes	1970-72	8
4. George Mira, Jr.	1984-87	7

INDIVIDUAL LEADERS

	PLAYER	SEASONS	FR
5.	Walt Kichefski	1936-39	6
	Sam David	1948-50	6
	Dick Sorensen	1967-69	6
	Al Palewicz	1969-72	6
	Jonathan Vilma	2000-03	6

PUNT RETURNS

PUNT RETURNS FOR TD

CAREER LEADERS

	PLAYER	SEASONS	TD
1.	Santana Moss	1997-2000	6
2.	Devin Hester	2003-05	4
3.	Kevin Williams	1990-92	3
4.	Gordon Malloy	1952-54	2
	Andy Sixkiller	1964-65	2
	Phillip Buchanon	1999-2001	2
	Roscoe Parrish	2002-04	2
	Thearon Collier	2008-09	2

KICK RETURNS

KICK RETURN YARDS

CAREER LEADERS

	PLAYER	SEASONS	KR	YDS
1.	Duke Johnson	2012-14	41	1,288
2.	Randal Hill	1987-90	54	1,169
3.	Stacy Coley	2013-16	46	1,142
4.	Travis Benjamin	2008-11	49	1,137
5.	Tom Sullivan	1969-71	49	1,121
6.	J.C. Penny	1984-86	52	1,088
7.	Mark Rush	1979-82	49	1,066
8.	Tim Morgan	1973-76	43	1,036
9.	Devin Hester	2003-05	40	1,019
10.	Chuck Foreman	1970-72	42	882

SEASON LEADERS

	PLAYER	SEASON	KR	YDS
1.	Duke Johnson	2012	27	892
2.	Jeff Thomas	2017	32	691
3.	Travis Benjamin	2011	25	592
4.	Graig Cooper	2009	52	582
5.	Stacy Coley	2013	22	570
6.	Stacy Coley	2014	24	541
7.	Tremain Mack	1996	14	528
8.	Jason Geathers	2002	24	521
9.	Devin Hester	2003	18	517
10.	Randal Hill	1987	19	497

PUNTING

PUNTING AVERAGE

SEASON LEADERS

	PLAYER	SEASON	P	AVG
1.	Pat O'Donnell	2013	53	47.13
2.	Matt Boshier	2010	59	44.02
3.	Justin Vogel	2016	64	43.80
4.	Freddie Capshaw	2000	49	43.20
5.	Pat Barrett	1969	45	43.10
6.	Justin Vogel	2014	52	42.82
7.	Howard Plasman	1941	54	42.70
8.	Dalton Botts	2011	48	42.70
9.	Matt Boshier	2009	51	42.50
	Justin Vogel	2015	67	42.50

PARTICIPATION

GAMES PLAYED

CAREER LEADERS

	PLAYER	SEASONS	GP
1.	Brandon Meriweather	2002-06	52
2.	Jon Peattie	2002-06	51
	LaRon Byrd	2008-11	51
4.	Anthony Chickillo	2011-14	50
	William Joseph	1999-2002	50
	Matt Walters	1999-2002	50
	Darnell Jenkins	2003-07	50
	JoJo Nicolas	2007-11	50
	Mike James	2009-12	50
	Vaughn Telemaque	2008-12	50

CONSECUTIVE GAMES PLAYED

CAREER LEADERS

	PLAYER	SEASONS	GP
1.	Jon Peattie	2002-06	51
	Tyriq McCord	2012-15	51
	Dallas Crawford	2012-15	51
	Tracy Howard	2012-15	51
5.	Anthony Chickillo	2011-14	50
	William Joseph	1999-2002	50
	Matt Walters	1999-2002	50
8.	Mike James	2009-12	50

GAMES STARTED

CAREER LEADERS

	PLAYER	SEASONS	GS
1.	William Joseph	1999-2002	50
2.	Joaquin Gonzalez	1998-2001	49
3.	Ed Reed	1998-2001	48
4.	Anthony Chickillo	2011-14	47
	Jason Fox	2006-09	47

INDIVIDUAL LEADERS - SINGLE GAME

CONSECUTIVE GAMES STARTED

CAREER LEADERS

	PLAYER	SEASONS	GS
1.	William Joseph	1999-2002	50
2.	Joaquin Gonzalez	1998-2001	49
3.	Anthony Chickillo	2011-14	47
4.	Dan Morgan	1997-2000	45
5.	Mike Rumph	1998-2001	40

2.	Bill L'Italien	Piedmont, 10/28/32	5
3.	Mark Walton	FAU, 9/10/16	4
	Melvin Bratton	Boston College, 11/23/84	4
	Alonzo Highsmith	at Notre Dame, 10/6/84	4
	Willis McGahee	at Temple, 9/14/02	4
	Tyrone Moss	North Carolina, 10/29/05	4

RUSHING

RUSHING ATTEMPTS

	PLAYER	OPPONENT, DATE	ATT
1.	Ottis Anderson	at Florida, 12/2/78	39
	Edgerrin James	UCLA, 12/5/98	39
	Willis McGahee	Virginia Tech, 12/7/02	39
4.	Clinton Portis	at Boston College, 11/10/01	36
5.	Clinton Portis	at Virginia Tech, 12/1/01	34
6.	Lorenzo Roan	East Carolina, 11/8/80	33
	Edgerrin James	at Boston College, 10/18/97	33
	James Jackson	Penn State, 9/18/99	33
	Dallas Crawford	at North Carolina, 10/17/13	33
10.	Woody Thompson	Boston College, 10/12/73	32
	Willis McGahee	at West Virginia, 10/26/02	32

RUSHING YARDS

	PLAYER	OPPONENT, DATE	ATT	YDS
1.	Edgerrin James	UCLA, 12/5/98	39	299
2.	Edgerrin James	at Boston College, 10/18/97	33	271
3.	Duke Johnson	at Virginia Tech, 10/23/14	29	249
	Lorenzo Roan	East Carolina, 11/8/80	33	249
5.	Willis McGahee	Virginia Tech, 12/7/02	39	205
6.	Willis McGahee	at Florida, 9/7/02	24	204
	Mark Walton	Toledo, 9/23/17	11	204
8.	Jason Geathers	Florida A&M, 8/31/02	22	199
9.	Frank Gore	at Virginia, 11/13/04	28	195
	Tyrone Moss	North Carolina, 10/29/05	24	195

RUSHING AVERAGE

MINIMUM 4 ATTEMPTS

	PLAYER	OPPONENT, DATE	ATT	AVG
1.	Jack Losch	Bucknell, 11/11/55	4	39.3
2.	Al Shipman	Georgia Southern, 9/3/94	5	26.0
3.	Frank Gore	West Virginia, 10/25/01	6	20.7
4.	Walter Watt	at St. Louis, 10/16/42	6	20.3
5.	Mark Walton	Toledo, 9/23/17	11	18.5
6.	Larry Jones	at Pittsburgh, 11/6/93	8	16.9
7.	Jack Losch	Boston College, 11/4/55	8	16.3
8.	Duke Johnson	Cincinnati, 10/11/14	10	16.2
	Eddie Dunn	Spring Hill, 10/8/37	8	16.2
10.	Eddie Dunn	Georgia Southern, 10/1/37	11	15.9

TOUCHDOWNS

	PLAYER	OPPONENT, DATE	TD
1.	Willis McGahee	Virginia Tech, 12/7/02	6

LONGEST RUSH FROM SCRIMMAGE

	PLAYER	OPPONENT, DATE	YDS
1.	Duke Johnson	North Carolina, 11/1/14	90
	Jack Losch	Bucknell, 11/11/55	90
3.	Larry Jones	at Pittsburgh, 11/6/93	88
4.	Mike Vacchio	Florida State, 10/5/51	87
5.	Danyell Ferguson	at Boston College, 11/11/95	85
6.	Harry Ghaul	Florida, 11/21/47	82
	Al Shipman	Georgia Southern, 9/3/94	82
	Clinton Portis	McNeese State, 8/31/00	82
	Mark Walton	Toledo, 9/23/17	82
10.	Joe Plevel	Villanova, 11/1/57	80
	Ottis Anderson	Florida State, 9/23/78	80
	Edgerrin James	Rutgers, 11/15/97	80
	Mark Walton	at Appalachian State, 9/17/16	80

PASSING

COMPLETIONS

	PLAYER	OPPONENT, DATE	ATT	COMP
1.	Brock Berlin	West Virginia, 10/2/03	54	37
2.	Steve Walsh	vs. Arkansas, 11/26/88	50	33
3.	Brad Kaaya	Pittsburgh, 11/5/16	47	32
	Gino Torretta	San Jose State, 10/14/89	49	32
	Craig Erickson	at California, 9/15/90	47	32
	Ryan Collins	Memphis, 11/27/93	54	32
7.	Steve Walsh	at Notre Dame, 10/15/88	50	31
	Gino Torretta	at Iowa, 9/5/92	51	31
	Stephen Morris	at Georgia Tech, 9/22/12	52	31
10.	Bernie Kosar	Maryland, 11/10/84	50	30
	Stephen Morris	at Duke, 11/16/13	49	30

ATTEMPTS

	PLAYER	OPPONENT, DATE	COMP	ATT
1.	Ryan Collins	Memphis, 11/27/93	32	54
	Brock Berlin	West Virginia, 10/2/03	37	54
3.	Craig Erickson	at BYU, 9/8/90	28	52
	Stephen Morris	at Georgia Tech, 9/22/12	31	52
5.	Gino Torretta	at Iowa, 9/5/92	31	51
6.	Jacory Harris	at North Carolina, 11/14/09	28	50
	Bernie Kosar	Maryland, 11/10/84	30	50
	Steve Walsh	at Notre Dame, 10/15/88	31	50
	Steve Walsh	Arkansas, 11/26/88	33	50
10.	Gino Torretta	San Jose State, 10/14/89	32	49
	Stephen Morris	NC State, 9/29/12	26	49
	Stephen Morris	at Duke, 11/16/13	30	49
	Brad Kaaya	at Florida State, 10/10/15	29	49



INDIVIDUAL LEADERS - SINGLE GAME

PASSING YARDS

PLAYER	OPPONENT, DATE	COMP	ATT	YDS
1. Stephen Morris	NC State, 9/29/12	26	49	566
2. Gino Torretta	San Diego State, 11/30/9123	44	485	
3. Gino Torretta	San Jose State, 10/14/89 32	49	468	
4. Craig Erickson	at California, 9/15/90	32	47	467
5. Bernie Kosar	Boston College, 11/23/84	25	38	447
6. Stephen Morris	at Georgia Tech, 9/22/12	31	52	436
7. Gino Torretta	at Iowa, 9/5/92	31	51	433
8. Steve Walsh	at Notre Dame, 10/15/88	31	50	424
Craig Erickson	San Diego State, 11/18/89	27	45	424
10. Ken Dorsey	at West Virginia, 10/26/02	22	36	422

TOUCHDOWNS

PLAYER	OPPONENT, DATE	TD
1. Bernie Kosar	at Cincinnati, 10/13/84	5
Steve Walsh	Cincinnati, 10/22/88	5
Ken Dorsey	Boston College, 11/25/00	5
Brock Berlin	at NC State, 10/23/04	5
Kyle Wright	at Wake Forest, 11/12/05	5
Stephen Morris	NC State, 9/29/12	5
7. 19 times, most recently:		
Brad Kaaya	West Virginia, 12/28/16	4

LONGEST PASS PLAY

PLAYERS	OPPONENT, DATE	YDS
1. Gino Torretta (Horace Copeland)	at Arkansas, 8/31/91	99
2. Kyle Wright (Darnell Jenkins)	at North Carolina, 10/6/07	97
3. Kyle Wright (Sinorice Moss)	at Temple, 10/15/05	92
4. V. Testaverde (A. Highsmith)	at East Carolina, 10/5/85	88
Gino Torretta (Wesley Carroll)	Cincinnati, 10/7/89	88
6. Stephen Morris (Herb Waters)	USF, 11/17/12	87
7. Bernie Kosar (Eddie Brown)	at Cincinnati, 10/13/84	85
Scott Covington (Tony Gaiter)	Pittsburgh, 9/28/96	85
9. Scott Covington (Reggie Wayne)	Virginia Tech, 9/19/98	84
Stephen Morris (Allen Hurns)	Virginia Tech, 11/9/13	84

RECEIVING

PLAYER	OPPONENT, DATE	YDS	REC
1. Willie Smith	Maryland, 11/10/84	128	12
Phillip Dorsett	USF, 11/17/12	111	12
3. Jerry Daanen	LSU, 10/9/65	127	11
Willie Smith	vs. Florida, 9/1/84	152	11
Cleveland Gary	at Notre Dame, 10/15/88	130	11
Wesley Carroll	at California, 9/15/90	208	11
Wesley Carroll	Syracuse, 11/24/90	97	11
Kellen Winslow	vs. Ohio State, 1/3/03	122	11
9. Eddie Brown	Boston College, 11/23/84	220	10
Willie Smith	at Louisville, 11/3/84	124	10
Andre Brown	BYU, 12/3/88	131	10
Wesley Carroll	at Florida State, 10/28/89	119	10
Christopher Herndon	Syracuse, 10/21/17	96	10

RECEIVING YARDS

PLAYER	OPPONENT, DATE	REC	YDS
1. Eddie Brown	Boston College, 11/23/84	10	220
2. Wesley Carroll	at California, 9/15/90	11	208
3. Phillip Dorsett	Arkansas State, 9/13/15	4	201
4. Andre Johnson	vs. Nebraska, 1/3/02	7	199
5. Michael Irvin	East Carolina, 11/27/86	8	194
6. Andre Johnson	Virginia Tech, 12/7/02	6	193
7. Phillip Dorsett	NC State, 9/29/12	7	191
8. Joe Schmidt	at Houston, 11/1/69	5	186
9. Phillip Dorsett	at Georgia Tech, 9/22/12	9	184
10. Andre Johnson	at Syracuse, 11/30/02	6	181

TOTAL OFFENSE

TOTAL YARDS

PLAYER	OPPONENT, DATE	RUSH	PASS	YDS
1. Stephen Morris	NC State, 9/29/12	2	566	568
2. Gino Torretta	San Diego State, 11/30/91	-11	485	474
3. Craig Erickson	at California, 9/15/90	5	467	472
4. Gino Torretta	at Iowa, 9/5/92	18	433	451
5. Stephen Morris	at Georgia Tech, 9/22/12	10	436	446
6. Gino Torretta	San Jose State, 10/14/89	-25	468	443
7. Bernie Kosar	Boston College, 11/23/84	-11	447	436
8. Steve Walsh	at Notre Dame, 10/15/88	-4	424	420
9. Ryan Collins	Memphis, 11/27/93	25	392	417
10. Ken Dorsey	at West Virginia, 10/26/02	-8	422	414

SCORING

TOTAL TOUCHDOWNS

PLAYERS	OPPONENT, DATE	TD
1. Willis McGahee	Virginia Tech, 12/7/02	6
2. Bill L'Italien	Piedmont, 10/28/33	5
3. Mark Walton	FAU, 9/10/16	4
Melvin Bratton	Boston College, 11/23/84	4
Alonzo Highsmith	at Notre Dame, 10/6/84	4
Willis McGahee	at Temple, 9/14/02	4
Tyrone Moss	North Carolina, 10/29/05	4
Mike James	at Georgia Tech, 9/22/12	4

PAT KICKS MADE

PLAYER	OPPONENT, DATE	XPA	XPM
1. Matt Goudis	Savannah State, 9/21/13	11	11
2. Michael Badgley	FAMU, 9/3/16	10	10
3. Andy Crosland	East Tennessee State, 9/5/98	9	9
Todd Sievers	Florida A&M, 8/31/02	9	9
5. Carlos Huerta	Cincinnati, 10/7/89	8	8
Dane Prewitt	at San Diego State, 11/28/92	8	8
Dane Prewitt	Georgia Southern, 9/3/94	8	8
Dane Prewitt	Rutgers, 10/14/95	8	8
Todd Sievers	Syracuse, 11/17/01	8	8
Todd Sievers	Washington, 11/24/01	9	8
Todd Sievers	Virginia Tech, 12/7/02	8	8



INDIVIDUAL LEADERS - SINGLE GAME

FIELD GOALS MADE

PLAYERS	OPPONENT, DATE	FGM
1. Jon Peattie	West Virginia, 10/2/03	5
Michael Badgley	Nebraska, 9/19/15	5
Michael Badgley	at Pittsburgh, 11/27/15	5
3. Michael Badgley	Duke, 11/26/16	4
Danny Miller	Houston, 9/19/81	4
Danny Miller	North Texas, 11/22/80	4
Greg Cox	vs. Florida, 9/1/84	4
Carlos Huerta	Syracuse, 11/24/90	4
Dane Prewitt	Washington, 9/24/94	4
Todd Sievers	at Penn State, 9/1/01	4
Todd Sievers	at Boston College, 11/10/01	4
Todd Sievers	at Virginia Tech, 12/1/01	4
Todd Sievers	at Tennessee, 11/9/02	4
Jake Wieclaw	USF, 11/17/12	4

LONGEST FIELD GOAL

PLAYERS	OPPONENT, DATE	YDS
1. Danny Miller	at Florida State, 11/7/81	57
Michael Badgley	Georgia Tech, 11/21/15	57
3. Danny Miller	Florida, 9/5/81	55
Jon Peattie	Virginia Tech, 11/4/06	55
5. Chris Dennis	Navy, 11/7/75	54
6. Danny Miller	Notre Dame, 11/28/81	53
Todd Sievers	at Florida, 9/7/02	53
8. Greg Cox	at East Carolina, 10/31/87	52
Carlos Huerta	at Michigan State, 9/30/89	52
Carlos Huerta	Syracuse, 11/24/90	52
Matt Boshier	Wake Forest, 10/25/08	52

DEFENSE

INTERCEPTIONS

PLAYERS	OPPONENT, DATE	INT
1. Joe Dixon	Catholic, 11/12/37	3
Bill Steiner	Georgia, 12/6/40	3
Al Hudson	Michigan State, 11/23/45	3
Whitey Campbell	Chattanooga, 10/25/46	3
Whitey Campbell	Rollins, 10/17/47	3
Al Hudson	Georgia, 10/22/48	3
John Bookman	Boston College, 10/5/56	3
Larry DiGiammarino	Oregon, 12/6/58	3
Gene Coleman	Florida, 12/1/79	3
Bobby Harden	BYU, 12/3/88	3
Kenny Phillips	at Duke, 10/21/06	3

LONGEST INTERCEPTION RETURN

PLAYER	OPPONENT, DATE	YDS
1. Selwyn Brown	at Boston College, 9/28/85	100
2. Paul Hefti	Fordham, 10/29/54	98
3. Maurice Sikes	at Florida, 9/7/02	97
4. Ed Injaychocck	Chattanooga, 10/25/46	96
Gary Streicher	at Army, 10/28/72	96

PLAYER	OPPONENT, DATE	YDS
6. Kenny Calhoun	Louisville, 10/8/83	92
7. Dexter Seigler	Temple, 11/14/92	89
Al Hudson	vs. Holy Cross, 11/1/86	89
9. Art Knust	Marquette, 10/24/54	85
Willie Cooper	at Duke, 10/21/06	85

PUNTING

PUNTING AVERAGE

MINIMUM 5 ATTEMPTS

PLAYER	OPPONENT, DATE	P	AVG
1. Harry Ghaul	Miami (Ohio), 11/8/46	6	55.3
2. Pat O'Donnell	Virginia Tech, 11/9/13	5	55.2
3. Justin Vogel	Nebraska, 9/19/15	5	52.0
4. Justin Vogel	at Cincinnati, 10/11/15	5	51.6
5. Justin Vogel	North Carolina, 11/11/14	5	50.4
6. Mike Burke	Houston, 11/21/72	6	50.3
7. Brian Monroe	North Carolina, 10/7/06	7	49.3
8. Harry Ghaul	Georgia, 10/22/48	5	49.2
9. Pat O'Donnell	Virginia, 11/23/13	7	49.1
10. Pat O'Donnell	Florida, 9/7/13	8	49.0

LONGEST PUNT

PLAYERS	OPPONENT, DATE	YDS
1. Rob Rajsich	at Kansas, 9/30/78	79
2. Harry Ghaul	Florida, 11/21/47	77
Rob Rajsich	Florida State, 9/23/78	77
4. Matt Boshier	at Duke, 10/18/08	76
5. Matt Boshier	at Virginia Tech, 11/17/07	75
6. Howard Plasman	Alabama, 11/28/41	74
Brian Monroe	vs. North Carolina, 10/7/06	74
8. John Douglas	at Florida, 10/15/38	73
Justin Vogel	Clemson, 10/24/15	73
10. Al Kasulin	Furman, 10/31/42	71
Harvey Foster	Georgia, 11/3/61	71
Pat O'Donnell	Virginia, 11/23/13	71

PUNT RETURNS

RETURN YARDS

PLAYER	OPPONENT, DATE	RET	YDS
1. Kevin Williams	Penn State, 10/12/91	4	152
2. Devin Hester	Louisiana Tech, 9/18/04	2	142
3. Santana Moss	Rutgers, 11/20/99	4	127
4. Duane Starks	at Baylor, 8/30/97	4	123
5. Wesley Carroll	at Wisconsin, 9/9/89	6	122
6. Santana Moss	at Temple, 10/21/00	4	121
Roscoe Parrish	at Virginia, 11/13/04	3	121
8. Kevin Williams	Long Beach State, 10/19/91	4	120
9. Santana Moss	Boston College, 11/25/00	4	114
10. Phillip Buchanon	Temple, 11/3/01	3	109

LONGEST PUNT RETURN

PLAYERS	OPPONENT, DATE	YDS
1. Roscoe Parrish	at Boston College, 9/20/03	92
Devin Hester	Louisiana Tech, 9/18/04	92



INDIVIDUAL LEADERS - SINGLE GAME

PLAYERS	OPPONENT, DATE	YDS			
3. Kevin Williams	Penn State, 10/12/91	91	7.	Russell Coates	West Virginia, 11/28/42 96
4. Walter Watt	Texas A&M, 12/8/44	87	8.	Tremain Mack	at Syracuse, 11/30/96 95
Daryl Jones	Boston College, 11/25/00	87		Duke Johnson	Bethune-Cookman, 9/17/12 95
6. Duane Starks	at Baylor, 8/30/97	85		Duke Johnson	at Virginia, 11/10/12 95
Santana Moss	Boston College, 11/25/00	85		Duke Johnson	Savannah State, 9/21/13 95
8. Jack Brasington	at Louisville, 10/8/49	82			
9. Hal Johnston / John Mell	LSU, 11/15/46	80			
10. Jimmy Dye	Florida, 12/9/67	79			
Stacy Coley	at Duke, 11/16/13	79			

KICK RETURNS

RETURN YARDS

PLAYER	OPPONENT, DATE	RET	YD
1. Duke Johnson	at Virginia, 11/10/12	4	214
2. Najeh Davenport	at Syracuse, 11/28/98	7	208
3. Tremain Mack	at Temple, 11/2/96	4	205
4. Tremain Mack	at Syracuse, 11/30/96	3	146
5. Duke Johnson	at Kansas State, 9/8/12	5	141
6. Silvio Cardoso	at Wake Forest, 9/25/71	2	140
7. Tom Sullivan	Florida State, 9/26/69	5	135
Ryan Hill	vs. Virginia, 11/10/07	6	135
9. Tim Morgan	at Notre Dame, 11/20/76	4	130
Travis Benjamin	vs. Virginia, 10/27/11	4	130

LONGEST KICKOFF RETURN

PLAYER	OPPONENT, DATE	YD
1. Tim Morgan	Houston, 10/17/75	100
Ottis Anderson	Utah State, 10/21/78	100
Ottis Anderson	at Tulane, 11/4/78	100
Devin Hester	at NC State, 10/23/04	100
5. Tom Sullivan	Army, 10/29/71	99
6. Devin Hester	Florida, 9/6/03	97



INDIVIDUAL SUPERLATIVES

300-YARD PASSING GAMES

PLAYER	OPPONENT	DATE	C-A	YDS	TD
Bernie Kosar	Nebraska	1/2/1984	19-35	300	2
Bernie Kosar	Auburn	8/27/1984	21-38	329	2
Bernie Kosar	Florida	9/1/1984	25-33	300	1
Bernie Kosar	Rice	9/29/1984	27-35	368	3
Bernie Kosar	Cincinnati	10/13/1984	23-32	373	5
Bernie Kosar	Pitt	10/20/1984	29-42	351	1
Bernie Kosar	Louisville	11/3/1984	22-36	330	3
Bernie Kosar	Maryland	11/10/1984	30-50	363	4
Bernie Kosar	Boston College	11/23/1984	25-38	447	2
Vinny Testaverde	Rice	9/14/1985	23-35	350	2
Vinny Testaverde	East Carolina	10/5/1985	23-34	385	3
Vinny Testaverde	Florida State	11/2/1985	23-41	339	4
Vinny Testaverde	Notre Dame	11/30/1985	22-32	356	2
Vinny Testaverde	Texas Tech	9/13/1986	16-27	330	4
Vinny Testaverde	Florida State	11/1/1986	21-35	315	3
Vinny Testaverde	Tulsa	11/15/1986	21-34	308	2
Vinny Testaverde	East Carolina	11/27/1986	20-30	328	3
Steve Walsh	South Carolina	12/5/1987	22-40	310	2
Steve Walsh	Michigan	9/17/1988	24-45	335	3
Steve Walsh	Notre Dame	10/15/1988	31-50	424	4
Steve Walsh	Arkansas	11/26/1988	33-50	361	0
Craig Erickson	Missouri	9/23/1989	23-41	351	1
Gino Torretta	San Jose State	10/14/1989	32-49	468	3
Craig Erickson	San Diego State	11/18/1989	27-45	424	4
Craig Erickson	Cal	9/15/1990	32-47	467	4
Craig Erickson	Iowa	9/29/1990	17-33	360	3
Craig Erickson	Notre Dame	9/20/1990	20-36	355	0
Craig Erickson	Texas Tech	9/27/1990	22-32	307	4
Craig Erickson	Pitt	11/3/1990	25-35	355	2
Craig Erickson	Boston College	11/17/1990	13-26	320	4
Gino Torretta	Houston	9/12/1991	16-35	365	4
Gino Torretta	Tulsa	9/28/1991	20-33	327	2
Gino Torretta	Arizona	10/26/1991	26-50	350	2
Gino Torretta	San Diego State	11/30/1991	23-44	485	4
Gino Torretta	TCU	10/17/1992	20-35	350	3
Gino Torretta	West Virginia	10/12/1992	28-40	363	3
Gino Torretta	Syracuse	11/21/1992	23-43	343	0
Gino Torretta	San Diego State	11/28/1992	19-35	310	1
Ryan Collins	Memphis	11/27/1993	32-54	392	3
Ryan Clement	Boston College	10/18/1997	27-35	323	2
Scott Covington	Rutgers	10/3/1998	21-30	312	3
Scott Covington	UCLA	12/5/1998	19-28	318	3
Scott Covington	NC State	12/29/1998	17-24	320	2
Kenny Kelly	Florida State	10/9/1999	27-41	370	3
Ken Dorsey	Florida State	10/7/2000	27-42	328	2
Ken Dorsey	Penn State	9/1/2001	20-27	344	3
Ken Dorsey	Rutgers	9/8/2001	14-25	315	2
Ken Dorsey	Nebraska	1/3/2002	22-35	362	3
Ken Dorsey	Temple	9/14/2002	20-35	314	2
Ken Dorsey	Florida State	10/12/2002	20-45	362	2
Ken Dorsey	West Virginia	10/26/2002	22-36	422	2
Ken Dorsey	Syracuse	11/30/2002	16-25	345	2
Ken Dorsey	Virginia Tech	12/7/2002	12-20	300	2
Brock Berlin	Florida	9/6/2003	27-41	340	2
Brock Berlin	West Virginia	10/2/2003	37-54	352	1
Brock Berlin	Louisville	10/14/2004	25-37	308	3
Brock Berlin	North Carolina	10/30/2004	20-35	338	2
Brock Berlin	Wake Forest	11/20/2004	13-19	361	4
Kyle Wright	Wake Forest	11/6/2005	17-27	319	5
Kyle Wright	North Carolina	10/6/2007	17-33	302	2
Jacory Harris	Florida State	9/7/2009	21-34	386	2
Jacory Harris	Wake Forest	10/31/2009	22-43	330	3
Jacory Harris	North Carolina	11/14/2009	28-50	319	1
Jacory Harris	Duke	11/21/2009	25-43	348	2
Jacory Harris	Virginia	10/27/2011	21-30	311	3
Stephen Morris	at Georgia Tech	9/22/2012	31-52	436	2
Stephen Morris	NC State	9/29/2012	26-49	566	5
Stephen Morris	USF	11/17/2012	21-32	413	3
Stephen Morris	at Duke	11/24/2012	15-25	369	3
Stephen Morris	Georgia Tech	10/5/2013	17-22	324	3
Stephen Morris	at North Carolina	10/17/2013	19-35	322	0
Stephen Morris	Virginia Tech	11/9/2013	16-29	324	2

PLAYER	OPPONENT	DATE	C-A	YDS	TD
Stephen Morris	at Duke	11/16/2013	30-49	379	2
Brad Kaaya	Arkansas State	9/13/2014	16-24	342	4
Brad Kaaya	at Nebraska	9/20/2014	28-42	359	3
Brad Kaaya	Florida State	11/15/2014	16-34	316	2
Brad Kaaya	Nebraska	9/19/2015	25-42	379	2
Brad Kaaya	at Florida State	10/10/2015	29-49	405	3
Brad Kaaya	at North Carolina	11/14/2015	24-43	326	1
Brad Kaaya	Georgia Tech	11/21/2015	16-25	300	1
Brad Kaaya	at Appalach. State	9/17/2016	21-27	368	3
Brad Kaaya	at Virginia Tech	10/20/2016	23-38	323	2
Brad Kaaya	Pittsburgh	11/5/2016	32-37	356	4
Brad Kaaya	Duke	11/26/2016	22-35	396	4
Malik Rosier	Toledo	9/23/2017	27-36	333	3
Malik Rosier	Syracuse	10/21/2017	26-43	344	2
Malik Rosier	at North Carolina	10/28/2017	16-38	356	3

100-YARD RUSHING GAMES

PLAYER	OPPONENT	DATE	ATT	YDS	TD
Smokey Neal	East Carolina	11/8/1980	33	250	1
Speedy Neal	Cincinnati	11/27/1982	17	110	1
Albert Bentley	Louisville	10/8/1983	18	152	2
Alonzo Highsmith	Auburn	8/27/1984	22	146	0
Alonzo Highsmith	Michigan	9/8/1984	16	126	0
Alonzo Highsmith	Cincinnati	10/13/1984	13	107	1
Alonzo Highsmith	Pitt	10/20/1984	15	106	2
Alonzo Highsmith	Louisville	11/3/1984	18	104	1
Melvin Bratton	Boston College	11/23/1984	6	134	4
Warren Williams	Colorado State	11/23/1985	12	110	0
Melvin Bratton	South Carolina	8/30/1986	10	107	3
Alonzo Highsmith	Penn State	1/2/1987	18	119	0
Warren Williams	Arkansas	9/26/1987	11	108	2
Leonard Conley	Cincinnati	10/24/1987	8	120	2
Melvin Bratton	Cincinnati	10/24/1987	6	118	1
Warren Williams	Cincinnati	10/24/1987	20	104	1
Leonard Conley	Tulsa	11/5/1988	13	121	0
Leonard Conley	Missouri	9/23/1989	21	105	1
Steve McGuire	Iowa	9/29/1990	20	128	2
Steve McGuire	Florida State	10/6/1990	31	176	1
Leonard Conley	Florida State	10/6/1990	16	149	2
Steve McGuire	Houston	9/12/1991	19	120	0
Steve McGuire	Florida State	11/26/1991	22	142	1
Larry Jones	Nebraska	1/1/1992	30	144	1
Donnell Bennett	Colorado	9/25/1993	20	125	2
James Stewart	Georgia Southern	10/2/1993	19	107	0
James Stewart	Syracuse	10/23/1993	10	102	2
James Stewart	Rutgers	10/30/1993	14	115	1
James Stewart	Georgia Southern	9/4/1994	17	146	3
James Stewart	Syracuse	11/5/1994	20	101	2
Danyell Ferguson	Florida A&M	9/9/1995	24	137	1
Danyell Ferguson	Baylor	11/4/1995	18	144	3
Danyell Ferguson	Boston College	11/11/1995	26	167	1
Danyell Ferguson	Syracuse	11/25/1995	29	168	2
Dyral McMillan	Memphis	8/31/1996	24	119	0
Dyral McMillan	Citadel	9/5/1996	19	157	2
Danyell Ferguson	Rutgers	9/12/1996	17	102	2
Danyell Ferguson	Pitt	9/28/1996	18	122	1
Edgerin James	Temple	11/2/1996	13	107	0
Dyral McMillan	Boston College	11/23/1996	20	147	2
Edgerin James	Boston College	11/23/1996	13	123	2
Edgerin James	Baylor	8/30/1997	14	120	3
Edgerin James	Pitt	9/18/1997	20	113	0
Edgerin James	Boston College	10/18/1997	33	274	3
Edgerin James	Temple	10/25/1997	18	190	2
Edgerin James	Arkansas State	11/1/1997	13	155	2
James Jackson	Arkansas State	11/1/1997	10	116	1
James Jackson	Virginia Tech	11/8/1997	9	148	2
Edgerin James	Rutgers	11/15/1997	30	198	2
James Jackson	E. Tennessee State	9/5/1998	12	147	2
Najeh Davenport	Cincinnati	9/12/1998	8	100	1
Edgerin James	Virginia Tech	9/19/1998	17	101	0
Edgerin James	Rutgers	10/3/1998	15	131	2
Edgerin James	West Virginia	10/24/1998	31	170	2
Edgerin James	Boston College	10/31/1998	31	185	2



INDIVIDUAL SUPERLATIVES

PLAYER	OPPONENT	DATE	ATT	YDS	TD	PLAYER	OPPONENT	DATE	ATT	YDS	TD
Edgerrin James	Pitt	11/19/1998	23	106	2	Damien Berry	USF	11/23/2009	12	114	0
Edgerrin James	Syracuse	11/28/1998	18	118	1	Damien Berry	Clemson	10/2/2010	24	114	0
Edgerrin James	UCLA	12/5/1998	39	305	3	Damien Berry	Florida State	10/9/2010	20	108	1
Edgerrin James	NC State	12/29/1998	20	160	2	Damien Berry	Duke	10/16/2010	25	115	1
James Jackson	NC State	12/29/1998	11	104	2	Damien Berry	North Carolina	10/23/2010	19	109	1
James Jackson	Ohio State	8/27/1999	24	102	1	Lamar Miller	Maryland	11/6/2010	22	127	1
James Jackson	Florida A&M	9/4/1999	19	106	2	Lamar Miller	Virginia Tech	11/30/2010	15	164	1
James Jackson	Penn State	9/17/1999	33	143	2	Lamar Miller	Maryland	9/5/2011	18	128	1
Clinton Portis	East Carolina	9/25/1999	27	155	1	Lamar Miller	Ohio State	9/17/2011	26	185	0
James Jackson	Boston College	10/23/1999	22	135	1	Lamar Miller	Kansas State	9/24/2011	18	108	1
Clinton Portis	Virginia Tech	11/13/1999	27	149	0	Lamar Miller	Bethune-Cookman	10/1/2011	14	102	2
Clinton Portis	Rutgers	11/20/1999	27	133	1	Lamar Miller	Virginia Tech	10/8/2011	18	171	1
Clinton Portis	Georgia Tech	1/1/2000	12	117	1	Lamar Miller	Georgia Tech	10/22/2011	27	104	1
James Jackson	Georgia Tech	1/1/2000	21	116	1	Lamar Miller	Duke	11/5/2011	20	147	2
Clinton Portis	McNeese State	8/31/2000	9	141	1	Lamar Miller	Boston College	11/25/2011	12	123	1
James Jackson	Rutgers	9/30/2000	15	118	2	Duke Johnson	Boston College	9/1/2012	7	135	2
James Jackson	Florida State	10/7/2000	23	100	0	Mike James	North Carolina	10/13/2012	22	100	1
James Jackson	Louisiana Tech	10/28/2000	26	188	2	Duke Johnson	Virginia Tech	11/1/2012	11	104	1
James Jackson	Virginia Tech	11/4/2000	28	158	1	Duke Johnson	Virginia	11/10/2012	16	150	0
James Jackson	Syracuse	11/18/2000	23	108	2	Duke Johnson	Duke	11/24/2012	16	181	3
Clinton Portis	Penn State	9/1/2001	17	165	0	Duke Johnson	FAU	8/30/2013	19	186	1
Clinton Portis	Pitt	9/27/2001	24	136	3	Gus Edwards	Savannah State	9/21/2013	12	113	3
Clinton Portis	Florida State	10/17/2001	17	122	0	Duke Johnson	Georgia Tech	10/5/2013	22	184	0
Frank Gore	West Virginia	10/25/2001	6	125	2	Dallas Crawford	at North Carolina	10/17/2013	33	137	2
Clinton Portis	Temple	11/3/2001	20	118	1	Duke Johnson	Wake Forest	10/26/2013	30	168	2
Clinton Portis	Boston College	11/10/2001	36	173	0	Dallas Crawford	at Duke	11/16/2013	19	115	0
Frank Gore	Syracuse	11/17/2001	11	158	0	Duke Johnson	Duke	9/27/2014	25	155	1
Clinton Portis	Syracuse	11/17/2001	18	133	1	Duke Johnson	at Georgia Tech	10/4/2014	14	100	1
Clinton Portis	Washington	11/24/2001	12	105	0	Duke Johnson	Cincinnati	10/11/2014	10	162	1
Clinton Portis	Virginia Tech	12/1/2001	34	139	1	Joe Yearby	Cincinnati	10/11/2014	8	113	0
Clinton Portis	Nebraska	1/3/2002	20	112	1	Duke Johnson	at Virginia Tech	10/23/2014	29	249	1
Jason Geathers	Florida A&M	8/31/2002	22	103	2	Gus Edwards	at Virginia Tech	10/23/2014	20	115	2
Willis McGahee	Florida	9/7/2002	24	210	0	Duke Johnson	North Carolina	11/1/2014	19	177	2
Willis McGahee	Temple	9/14/2002	21	137	4	Joe Yearby	North Carolina	11/1/2014	22	104	1
Willis McGahee	Boston College	9/21/2002	17	140	2	Duke Johnson	Florida State	11/15/2014	27	130	1
Willis McGahee	UConn	10/5/2002	11	107	3	Duke Johnson	South Carolina	12/27/2014	24	132	0
Willis McGahee	Florida State	10/12/2002	26	105	1	Joe Yearby	at FAU	9/11/2015	18	146	1
Willis McGahee	West Virginia	10/26/2002	32	116	3	Joe Yearby	Nebraska	9/19/2015	17	125	1
Willis McGahee	Rutgers	11/2/2002	23	188	2	Joe Yearby	at Cincinnati	10/1/2015	17	113	1
Willis McGahee	Tennessee	11/9/2002	30	156	1	Mark Walton	FAMU	9/3/2016	15	116	1
Willis McGahee	Pitt	11/21/2002	19	164	2	Joe Yearby	FAMU	9/3/2016	7	105	2
Willis McGahee	Syracuse	11/30/2002	14	135	2	Gus Edwards	FAMU	9/3/2016	7	106	1
Willis McGahee	Virginia Tech	12/7/2002	39	209	6	Mark Walton	FAU	9/10/2016	17	155	4
Frank Gore	Louisiana Tech	8/28/2003	21	124	0	Joe Yearby	FAU	9/10/2016	20	121	1
Frank Gore	Florida	9/6/2003	24	132	2	Mark Walton	at Appal. State	9/17/2016	16	130	2
Frank Gore	East Carolina	9/13/2003	24	139	1	Mark Walton	Pittsburgh	11/5/2016	14	125	1
Jarrett Payton	Florida State	10/11/2003	26	110	0	Mark Walton	at Virginia	11/12/2016	16	111	1
Tyrone Moss	Temple	10/18/2003	15	131	1	Mark Walton	at NC State	11/19/2016	19	120	3
Jarrett Payton	Temple	10/18/2003	16	115	2	Mark Walton	Bethune-Cookman	9/2/2017	16	148	2
Tyrone Moss	Syracuse	11/15/2003	18	100	1	Travis Homer	Bethune-Cookman	9/2/2017	11	103	0
Jarrett Payton	Pitt	11/29/2003	17	131	1	Mark Walton	Toledo	9/23/2017	11	204	1
Tyrone Moss	Pitt	11/29/2003	21	115	2	Travis Homer	Georgia Tech	10/14/2017	20	170	1
Jarrett Payton	Florida State	1/1/2004	22	142	0	Travis Homer	Notre Dame	11/11/2017	18	146	0
Tyrone Moss	Houston	9/23/2004	19	148	2	DeeJay Dallas	at Toledo	9/15/2018	17	110	1
Frank Gore	Georgia Tech	10/2/2004	15	127	0	Travis Homer	FIU	9/22/2018	13	114	1
Frank Gore	Clemson	11/6/2004	20	115	2	DeeJay Dallas	North Carolina	9/27/2018	11	114	1
Frank Gore	Virginia	11/14/2004	28	201	1	DeeJay Dallas	Duke	11/3/2018	12	124	1
Tyrone Moss	Clemson	9/17/2005	31	141	3	Travis Homer	Duke	11/3/2018	18	133	1
Tyrone Moss	North Carolina	10/24/2005	24	199	4	Travis Homer	Pittsburgh	11/24/2018	8	168	1
Derron Thomas	Florida A&M	9/6/2006	11	109	0						
Javaris James	Houston	9/30/2006	18	148	1						
Javaris James	North Carolina	10/6/2006	16	115	1						
Javaris James	Georgia Tech	10/28/2006	19	116	0						
Tyrone Moss	Virginia Tech	11/4/2006	13	107	1						
Graig Cooper	Duke	9/27/2007	12	101	1						
Javaris James	NC State	11/3/2007	18	115	0						
Graig Cooper	Texas A&M	9/20/2008	16	135	2						
Graig Cooper	North Carolina	9/27/2008	19	120	0						
Graig Cooper	UCF	10/11/2008	23	100	1						
Graig Cooper	Virginia	11/1/2008	24	136	0						
Graig Cooper	Georgia Tech	9/17/2009	17	101	0						
Javaris James	Oklahoma	10/3/2009	15	150	0						
Damien Berry	Florida A&M	10/10/2009	14	165	1						
Graig Cooper	Virginia	11/7/2009	18	152	1						

RECORDS

100-YARD RECEIVING GAMES

PLAYER	OPPONENT	DATE	REC	YDS	TD
Rocky Belk	Virginia Tech	9/18/1982	6	116	0
Mark Rush	Florida State	10/30/1982	5	124	0
Rocky Belk	Maryland	11/6/1982	5	117	0
Rocky Belk	NC State	11/20/1982	5	112	2
Eddie Brown	Florida State	11/12/1983	8	150	1
Eddie Brown	Auburn	8/27/1984	8	157	0
Willie Smith	Florida	9/1/1984	11	152	0
Stanley Shakespeare	Michigan	9/8/1984	6	111	1
Stanley Shakespeare	Florida State	9/22/1984	8	109	0

INDIVIDUAL SUPERLATIVES

Eddie Brown	Notre Dame	10/6/1984	7	126	0	Yatil Green	Florida State	10/12/1996	8	157	2
Eddie Brown	Cincinnati	10/13/1984	5	136	2	Yatil Green	Virginia Tech	11/16/1996	9	152	0
Staley Shakespeare	Pitt	10/20/1984	6	125	1	Tony Gaiter	Boston College	11/23/1996	4	127	1
Eddie Brown	Louisville	11/3/1984	5	113	2	Yatil Green	Syracuse	11/30/1996	6	129	1
Willie Smith	Louisville	11/3/1984	10	124	0	Tony Gaiter	Virginia	12/27/1996	3	101	0
Willie Smith	Maryland	11/10/1984	12	128	2	Reggie Wayne	Pitt	9/18/1997	9	137	0
PLAYER	OPPONENT	DATE	REC	YDS	TD	PLAYER	OPPONENT	DATE	REC	YDS	TD
Melvin Bratton	Maryland	10/11/1984	7	169	0	Daniel Franks	Temple	10/25/1997	5	110	1
Eddie Brown	Boston College	11/23/1984	10	220	0	Reggie Wayne	Rutgers	11/15/1997	7	112	0
Eddie Brown	Rice	9/14/1985	9	127	0	Reggie Wayne	Virginia Tech	9/19/1998	6	153	2
Michael Irvin	Boston College	9/28/1985	7	114	1	Santana Moss	Rutgers	10/3/1998	6	146	3
Bennie Blades	East Carolina	10/5/1985	4	117	1	Andre King	UCLA	12/5/1998	8	124	0
Alonzo Highsmith	East Carolina	10/5/1985	5	114	1	Santana Moss	NC State	12/29/1998	5	124	1
Michael Irvin	Louisville	10/26/1985	5	145	1	Santana Moss	Ohio State	8/27/1999	3	115	1
Bennie Blades	Florida State	11/2/1985	5	123	2	Santana Moss	Florida State	10/9/1999	9	180	2
Willie Smith	Maryland	11/9/1985	8	140	0	Reggie Wayne	West Virginia	9/23/2000	7	127	2
Michael Irvin	South Carolina	8/30/1986	6	101	0	Santana Moss	Florida State	10/7/2000	7	115	0
Alonzo Highsmith	Texas Tech	9/13/1986	5	121	2	Santana Moss	Virginia Tech	11/4/2000	4	115	2
Michael Irvin	Texas Tech	9/13/1986	4	104	1	Andre Johnson	Rutgers	9/8/2001	2	104	1
Bennie Blades	Tulsa	11/15/1986	4	106	1	Andre Johnson	Florida State	10/17/2001	5	111	2
Michael Irvin	E. Carolina	11/27/1986	8	194	2	Andre Johnson	Syracuse	11/17/2001	4	116	2
Michael Irvin	Arkansas	9/26/1987	6	104	1	Andre Johnson	Nebraska	1/3/2002	7	199	2
Michael Irvin	Florida State	10/3/1987	4	132	2	Andre Johnson	West Virginia	10/26/2002	6	111	2
Michael Irvin	South Carolina	12/5/1987	7	121	1	Quadtrine Hill	West Virginia	10/26/2002	6	108	0
Melvin Bratton	Oklahoma	1/1/1988	9	102	1	Andre Johnson	Tennessee	11/9/2002	5	103	0
Cleveland Gary	Michigan	9/17/1988	9	162	2	Andre Johnson	Syracuse	11/30/2002	6	181	1
Cleveland Gary	Notre Dame	11/5/1988	11	130	1	Andre Johnson	Virginia Tech	12/7/2002	6	193	1
Andre Brown	Notre Dame	10/15/1988	8	125	2	Kellen Winslow	Ohio State	1/3/2002	11	122	1
Andre Brown	BYU	12/3/1988	10	131	0	Kevin Beard	Florida	9/6/2003	7	164	1
Wesley Carroll	Wisconsin	9/9/1989	7	13	2	Kellen Winslow	West Virginia	10/2/2003	10	104	0
Dale Dawkins	Wisconsin	9/9/1989	5	114	0	Kellen Winslow	Florida State	10/11/2003	7	106	0
Randal Hill	Cal	9/16/1989	7	108	1	Ryan Moore	Virginia Tech	11/1/2003	7	101	0
Rob Chudzinski	Missouri	9/23/1989	8	101	1	Sinorice Moss	Florida State	9/10/2004	4	112	1
Wesley Carroll	Cincinnati	10/7/1989	4	124	1	Roscoe Parrish	Wake Forest	11/20/2004	5	141	1
Dale Dawkins	San Jose State	10/14/1989	8	112	0	Sinorice Moss	Colorado	9/24/2005	5	111	1
Wesley Carroll	San Jose State	10/14/1989	7	119	1	Sinorice Moss	Temple	10/15/2005	3	122	1
Wesley Carroll	Florida State	10/28/1989	10	119	0	Lance Leggett	Duke	10/21/2006	6	131	0
Randal Hill	San Diego State	11/18/1989	6	138	0	Sam Shields	Nevada	12/31/2006	4	101	1
Dale Dawkins	San Diego State	11/18/1989	7	111	2	Darnell Jenkins	FIU	9/15/2007	5	108	0
Dale Dawkins	Notre Dame	11/25/1989	7	123	2	Sam Shields	Texas A&M	9/20/2007	6	117	0
Lamar Thomas	BYU	9/8/1990	8	120	0	Darnell Jenkins	North Carolina	10/6/2007	3	110	1
Wesley Carroll	Cal	9/15/1990	11	208	1	Darnell Jenkins	Florida State	10/20/2007	4	106	0
Randal Hill	Cal	9/15/1990	10	114	1	Dedrick Epps	NC State	11/29/2008	4	101	1
Wesley Carroll	Iowa	9/29/1990	6	146	2	Travis Benjamin	Florida State	9/7/2009	4	128	1
Lamar Thomas	Kansas	10/31/1990	7	139	0	Leonard Hankerson	Duke	11/21/2009	8	143	1
Lamar Thomas	Notre Dame	9/20/1990	5	114	0	Leonard Hankerson	Florida A&M	9/2/2010	6	115	2
Rob Chudzinski	Texas Tech	9/27/1990	6	112	1	Leonard Hankerson	Clemson	10/2/2010	7	147	3
Wesley Carroll	Boston College	11/17/1990	4	112	1	Travis Benjamin	Maryland	11/6/2010	5	127	0
Randal Hill	San Diego State	12/1/1990	6	112	1	Leonard Hankerson	Georgia Tech	11/13/2010	3	132	1
Wesley Carroll	Texas	1/1/1991	8	135	2	Leonard Hankerson	USF	11/27/2010	9	127	0
Horace Copeland	Arkansas	8/31/1991	4	131	1	Tommy Streeter	Virginia	10/27/2011	7	176	2
Lamar Thomas	Houston	9/12/1991	6	138	2	Phillip Dorsett	Georgia Tech	9/22/2012	9	184	1
Kevin Williams	Houston	9/12/1991	4	126	2	Davon Johnson	Georgia Tech	9/22/2012	7	107	0
Lamar Thomas	Tulsa	9/28/1991	5	106	0	Phillip Dorsett	NC State	9/29/2012	7	191	2
Horace Copeland	Penn State	10/12/1991	5	106	1	Rashawn Scott	NC State	9/29/2012	6	180	2
Horace Copeland	San Diego State	11/30/1991	6	141	2	Phillip Dorsett	Virginia	11/10/2012	6	103	1
Martin Patton	San Diego State	11/30/1991	2	112	1	Allen Hums	Savannah State	9/21/2013	2	100	1
Kevin Williams	Nebraska	11/1/1992	8	126	1	Allen Hums	Georgia Tech	10/5/2013	4	108	1
Horace Copeland	Arizona	9/26/1992	9	139	0	Allen Hums	Virginia Tech	11/9/2013	4	142	1
Lamar Thomas	Florida State	10/3/1992	7	104	1	Allen Hums	at Duke	11/16/2013	8	107	0
Coleman Bell	Virginia Tech	10/24/1992	6	117	1	Herb Waters	at Duke	11/16/2013	9	116	2
Coleman Bell	West Virginia	10/31/1992	8	114	0	Allen Hums	Virginia	11/23/2013	6	126	1
Lamar Thomas	Temple	11/14/1992	4	116	0	Allen Hums	at Pittsburgh	11/29/2013	9	173	0
Horace Copeland	Syracuse	11/21/1992	5	107	0	Phillip Dorsett	Arkansas State	9/13/2014	4	201	2
Horace Copeland	San Diego State	11/28/1992	8	141	0	Phillip Dorsett	Cincinnati	10/11/2014	3	143	2
Lamar Thomas	San Diego State	11/28/1992	5	117	2	Clive Walford	Florida State	11/15/2014	4	127	1
Jonathan Harris	Georgia Southern	10/2/1992	5	104	1	Clive Walford	at Virginia	11/22/2014	7	105	0
Chris Jones	Memphis	11/27/1993	7	152	1	Phillip Dorsett	Pittsburgh	11/29/2014	5	103	1
Jonathan Harris	Memphis	11/27/1993	9	133	1	Rashawn Scott	BCU	9/5/2015	6	100	1
Chris Jones	Rutgers	10/1/1994	3	104	1	Herb Waters	at FAU	9/11/2015	5	102	0
Yatil Green	Virginia Tech	9/23/1995	8	171	0	Rashawn Scott	Nebraska	9/19/2015	9	151	0
Jammi German	Temple	10/28/1995	6	169	2	Stacy Coley	at Florida State	10/1/2015	7	139	1
Magic Benton	Citadel	9/5/1995	6	113	2	Rashawn Scott	at Florida State	10/1/2015	6	108	1
Magic Benton	Rutgers	9/12/1996	7	105	0	Stacy Coley	Virginia	11/7/2015	7	132	1
Tony Gaiter	Pitt	9/28/1996	4	135	3	Ahmmon Richards	at Appal. State	9/17/2016	4	142	0



INDIVIDUAL SUPERLATIVES

PLAYER	OPPONENT	DATE	REC	YDS	TD
Ahmmnon Richards	Pittsburgh	11/5/2016	8	144	0
Ahmmnon Richards	at Virginia	11/12/2016	3	100	1
Ahmmnon Richards	at NC State	11/19/2016	9	117	0
Stacy Coley	Duke	11/26/2016	9	118	1
David Njoku	Duke	11/26/2016	2	134	2
Braxton Berrios	Toledo	9/23/2017	5	105	1
Ahmmnon Richards	at Duke	9/29/2017	3	106	1
Darrell Langham	Georgia Tech	10/14/2017	5	100	0
Jeff Thomas	at North Carolina	10/28/2017	3	101	1
Jeff Thomas	LSU	9/2/2018	5	132	0
Jeff Thomas	at Toledo	9/15/2018	5	105	1



RECORDS



TEAM SEASON BESTS

RUSHING

MOST ATTEMPTS

1.	567	1957
2.	557	1977
3.	547	1971
4.	542	1956
5.	541	1978
6.	540	1974
7.	523	1952
8.	521	1973
9.	520	1976
10.	519	1972

FEWEST ATTEMPTS

1.	318	1963
2.	365	1949
3.	369	1964
4.	371	2012
5.	372	1991
6.	381	1992
7.	393	1969
8.	395	1953
9.	398	2011
10.	401	1988

MOST YARDS

1.	2,558	1954
2.	2,540	1957
3.	2,388	2010
4.	2,379	2002
5.	2,345	2014
6.	2,338	2003
7.	2,328	1978
8.	2,251	2001
9.	2,232	1998
10.	2,210	1955

FEWEST YARDS

1.	798	1968
2.	1,092	1979
3.	1,204	1964
4.	1,213	1970
5.	1,227	1963
6.	1,264	1965
7.	1,325	1992
8.	1,344	1969
9.	1,351	1981
10.	1,376	1953

MOST YARDS PER GAME

1.	284.2	1954
----	-------	------

2.	254.0	1957
3.	245.5	1955
4.	211.6	1978
5.	209.7	1956
6.	204.6	2001
7.	202.9	1998
8.	194.8	2000
9.	187.0	1951
10.	185.1	1960

FEWEST YARDS PER GAME

1.	79.8	1968
2.	99.3	1979
3.	110.3	1970
4.	116.0	2005
5.	119.9	2015
6.	120.4	1964
7.	120.5	1992
8.	122.7	1963
9.	122.8	1981
10.	126.4	1965

MOST YARDS PER ATTEMPT

1.	5.48	2002
2.	5.33	2001
3.	5.30	2014
4.	5.11	1954
5.	5.05	2017
6.	4.94	2000
7.	4.89	1998
8.	4.84	2010
9.	4.78	2013
10.	4.76	1955

FEWEST YARDS PER ATTEMPT

1.	1.88	1968
2.	2.63	1970
3.	2.64	1979
4.	2.67	1977
5.	2.83	1981
6.	2.96	1965
7.	3.14	1975
8.	3.19	1958
9.	3.26	1964
10.	3.29	1976

MOST TOUCHDOWNS

1.	33	2002
2.	29	1954
	29	1998
4.	27	1990
5.	26	1997
6.	25	1994

	25	2001
	25	2013
9.	24	2016
	24	1987
	24	2000

FEWEST TOUCHDOWNS

1.	3	1977
2.	5	1963
3.	7	1958
4.	9	1961
	9	1968
	9	1988
7.	10	1970
8.	11	1965
	11	1975
10.	12	1966
	12	1981

PASSING

MOST COMPLETIONS

1.	279	1984
2.	268	2015
3.	264	2012
4.	263	2016
5.	260	1988
6.	259	1992
7.	254	1989
8.	246	2009
	246	1990
10.	245	2003

FEWEST COMPLETIONS

1.	35	1935
2.	43	1954
3.	48	1957
4.	52	1951
5.	54	1955
6.	55	1949
7.	59	1948
8.	61	1953
	61	1956
10.	64	1960

MOST ATTEMPTS

1.	465	1989
2.	457	1992
3.	450	1984
4.	449	2015
5.	447	2012
6.	443	2010
7.	441	1988



TEAM SEASON BESTS

8.	434	1990
9.	432	2002
10.	426	2016
	426	2017

FEWEST ATTEMPTS

1.	65	1945
2.	87	1954
3.	95	1955
4.	105	1957
5.	112	1960
6.	127	1951
7.	129	1853
8.	143	1949
	143	1956
10.	146	1948

MOST YARDS

1.	3,826	1984
2.	3,695	2002
3.	3,602	2015
4.	3,573	1990
5.	3,564	2016
6.	3,545	2012
7.	3,503	1988
8.	3,501	1985
9.	3,476	1992
10.	3,452	2013

FEWEST YARDS

1.	269	1945
2.	429	1957
3.	553	1954
4.	675	1949
5.	721	1956
6.	762	1960
7.	782	1953
8.	800	1951
9.	826	1948
10.	903	1955

MOST TOUCHDOWNS

1.	35	1988
2.	32	2002
3.	30	1986
4.	27	2016
	27	1999
6.	26	2014
	26	2000
	26	2017
9.	25	1984
	25	2009
	25	2013

FEWEST TOUCHDOWNS

1.	3	1947
	3	1971
3.	4	1953
	4	1954
	4	1955
	4	1973
7.	5	1952
	5	1956
	5	1958
	5	1959
	5	1964
	5	1975
	5	1987

FEWEST YARDS PER GAME

1.	156.2	1944
2.	221.6	1964
3.	229.9	1948
4.	239.8	1953
5.	245.2	1949
6.	254.3	1965
7.	254.9	1977
8.	257.4	1952
9.	261.2	1958
10.	261.3	1960

MOST PLAYS

1.	936	2010
2.	917	2003
3.	898	1989
4.	887	2002
5.	879	2009
6.	873	2015
7.	865	1984
8.	861	2016
9.	860	1999
10.	842	1996

TOTAL OFFENSE

MOST TOTAL YARDS

1.	6,074	2002
2.	5,594	2014
3.	5,542	2016
4.	5,536	2013
5.	5,493	2010
6.	5,367	1984
7.	5,312	1990
8.	5,282	2012
9.	5,243	2017
10.	5,199	2009

FEWEST PLAYS

1.	508	1949
2.	524	1953
3.	527	1947
4.	546	1964
5.	560	1955
6.	565	1948
7.	577	1960
8.	588	1954
9.	622	1951
10.	639	1965

FEWEST TOTAL YARDS

1.	1,406	1944
2.	2,158	1953
3.	2,207	1949
4.	2,216	1964
5.	2,299	1948
6.	2,543	1965
7.	2,612	1958
8.	2,613	1960
9.	2,727	1959
10.	2,799	1975

MOST FIRST DOWNS

1.	288	1984
	288	2010
3.	275	2009
4.	270	1989
5.	267	2002
6.	266	1990
	266	1994
8.	264	2003
9.	261	2016
10.	260	2001

MOST YARDS PER GAME

1.	482.9	1990
2.	467.2	2002
3.	461.5	1985
4.	460.8	2000
5.	454.8	2001
6.	454.1	1989
7.	452.5	1988
8.	451.5	1998
9.	441.3	1991
10.	440.2	2012

FEWEST FIRST DOWNS

1.	77	1944
2.	98	1949
3.	103	1948
4.	119	1953



TEAM SEASON BESTS

5.	130	1964
6.	138	1960
7.	141	1951
	141	1958
9.	144	1975
10.	150	1955
	150	1965

	35	1955
	35	1960
10.	37	1956

10.	43	1962
	43	1984

MOST FIRST DOWNS, RUSHING

1.	135	1938
2.	129	1957
3.	125	1954
4.	124	1978
5.	122	2010
6.	120	1994
7.	117	1974
8.	115	2003
9.	114	2014
10.	112	1955

MOST FIRST DOWNS, PENALTY

1.	26	2012
2.	25	1989
3.	23	1984
4.	20	1987
	20	2005
	20	2013
7.	18	2016
	18	1979
	18	2010
	18	2015

HIGHEST PUNTING AVERAGE

1.	44.8	2013
2.	44.1	2016
3.	44.0	2010
4.	42.8	2014
5.	42.7	2011
6.	42.5	2015
7.	42.4	2000
8.	42.3	1969
9.	40.9	2005
10.	40.8	1984

FEWEST FIRST DOWNS, RUSHING

1.	53	1968
2.	61	1979
3.	65	1970
4.	66	1949
	66	1963
6.	70	1964
7.	75	1975
8.	76	1969
9.	79	1953
	79	1988
	79	2015

FEWEST FIRST DOWNS, PENALTY

1.	1	1952
2.	3	1955
3.	5	1971
	5	1975
	5	1949
	5	1953
	5	1957
8.	6	1950
	6	1960
10.	7	1951
	7	1954
	7	1972

LOWEST PUNTING AVERAGE

1.	32.4	1962
2.	32.6	1953
3.	33.1	1958
4.	33.2	1954
5.	33.3	1961
6.	33.6	1950
	33.6	1957
8.	34.0	1949
9.	34.5	1951
	34.5	1994

MOST FIRST DOWNS, PASSING

1.	169	2009
2.	161	1988
3.	159	1984
4.	156	1990
5.	153	1989
	153	1992
7.	152	2015
8.	151	2002
9.	149	1985
10.	148	2016
	148	2010

MOST PUNTS

1.	92	1939
2.	84	1970
3.	77	1977
4.	76	1968
	76	2017
6.	74	1971
7.	73	1951
8.	72	1948
	72	1957
	72	1978

PUNT RETURNS

MOST RETURNS

1.	52	1989
2.	50	2002
3.	47	2003
4.	45	2000
5.	44	1985
	44	2001
7.	43	1986
	43	1991
9.	42	2004
10.	41	1950
	41	1970

PUNTING

FEWEST PUNTS

1.	30	1954
2.	33	1985
3.	36	1955
	36	1987
5.	38	1991
	38	2001
7.	39	1988
8.	40	1953
	40	1994

FEWEST RETURNS

1.	11	2011
2.	14	2017
3.	15	1966
4.	17	1955
	17	1960
	17	2012
7.	18	1958
	18	1979
9.	19	1984
10.	20	1975



TEAM SEASON BESTS

MOST RETURN YARDS

1.	832	2000	3	1991	6.	349	1991	
2.	707	1947	3	1995	7.	351	1993	
3.	697	2004	3	2001	8.	352	1989	
4.	662	2002	7.	2	1954	9.	353	1961
5.	636	1989		2	1996	10.	379	1968
6.	622	1991		2	1999			
7.	583	2001		2	2003			
8.	531	2003		2	2009			
9.	528	1999						
10.	475	1954						

FEWEST RETURN YARDS

1.	90	1966
2.	105	1975
3.	118	2012
4.	121	2011
5.	129	1978
6.	131	1974
7.	137	1984
8.	139	1983
9.	145	2014
10.	146	1958
	146	1977

HIGHEST RETURN AVERAGE

1.	26.2	1947
2.	19.8	2018
	19.8	1954
4.	18.5	2000
5.	16.6	2004
6.	15.7	2017
7.	15.4	1949
8.	15.1	1948
9.	14.5	1991
10.	14.1	1967

LOWEST RETURN AVERAGE

1.	3.4	1983
2.	4.5	2010
3.	4.9	1977
4.	5.3	1975
	5.3	1976
6.	5.6	1978
7.	5.8	1973
8.	5.9	1959
9.	6.0	1966
	6.0	1974

MOST TOUCHDOWNS

1.	7	2004
2.	5	2000
3.	3	1986

KICK RETURNS

MOST RETURNS

1.	60	2013
2.	57	2009
3.	53	1944
	53	2008
5.	49	2007
6.	45	2012
7.	44	1984
	44	2010
9.	43	1979
	43	2011

FEWEST RETURNS

1.	12	1956
2.	15	1961
3.	16	1955
4.	17	1950
	17	1949
6.	18	1992
7.	19	1951
8.	20	1993
9.	21	2016
	21	1981

MOST RETURN YARDS

1.	1,505	2013
2.	1,235	2009
	1,235	2012
4.	1,054	1970
5.	1,020	2008
6.	944	2007
7.	915	1971
	915	2011
9.	870	1979
10.	865	2010

FEWEST RETURN YARDS

1.	253	1950
2.	263	1956
3.	277	1949
4.	280	1951
5.	347	1955

HIGHEST RETURN AVERAGE

1.	27.4	2012
2.	27.2	1996
3.	25.2	2003
4.	25.1	2013
5.	24.7	1978
6.	24.1	1954
	24.1	1971
8.	23.5	1961
9.	23.2	2018
9.	22.7	2000

LOWEST RETURN AVERAGE

1.	9.3	1963
2.	10.4	1970
3.	14.2	1984
4.	14.7	1951
	14.7	1989
6.	14.9	1950
7.	15.2	1968
8.	15.9	1948
	15.9	1991
10.	16.3	1949

MOST TOUCHDOWNS

1.	2	1954
	2	1970
	2	1976
	2	1978
	2	2012
6.	1	1961
	1	1970
	1	1971
	1	1975
	1	1980
	1	1996
	1	2003
	1	2004
	1	2010
	1	2013
	1	2015

DEFENSE

MOST QB SACKS (SINCE 1981)

1.	52	1989
2.	50	1988
3.	49	1986

RECORDS



TEAM SEASON BESTS

4.	48	1992
5.	47	2002
6.	45	1993
7.	44	1987
	44	1990
	44	1991
	44	2017

4.	4	1985
	4	1992
	4	2003
7.	3	1988
	3	1954
9.	2	11 times
	last:	2017

6.	88	1958
7.	91	1935
8.	96	1931
9.	106	1927
10.	116	1963

FEWEST QB SACKS (SINCE 1981)

1.	13	2012
2.	16	1984
3.	23	1997
4.	24	2009
	24	2000
	24	2011
7.	25	1995
8.	26	2015
9.	27	2014
	27	1981

MOST INT RETURN YARDS

1.	539	2001
2.	460	1967
3.	456	1954
4.	416	1950
5.	415	2000
6.	374	1952
7.	328	2002
8.	306	2003
9.	286	1988
10.	283	1986

MOST FUMBLES

1.	49	1971
2.	48	1973
	48	1972
4.	43	1950
5.	40	1978
6.	38	1974
7.	36	1970
8.	33	1948
9.	32	1957
	32	1966
	32	1985
	32	1996

MOST INTERCEPTIONS

1.	34	1950
2.	28	1954
3.	27	2001
4.	26	1967
5.	23	1948
	23	2000
7.	21	1951
	21	1952
	21	1971
	21	1979
	21	1989

FEWEST RETURN YARDS

1.	11	1963
2.	36	2008
3.	52	1976
4.	57	1973
5.	58	2016
6.	64	1958
7.	67	1964
8.	74	1959
	74	2011
10.	78	1970
	78	1974

FEWEST FUMBLES

1.	7	2016
2.	10	2017
3.	11	2008
	11	2012
5.	14	2009
	14	2013
7.	15	2004
8.	16	1992
	16	1963
10.	17	1955
	17	2011

FEWEST INTERCEPTIONS

1.	4	1957
	4	1976
	4	2008
4.	5	1963
5.	6	2011
6.	7	1997
7.	8	2016
	8	1973
9.	9	2009
	9	1998
	9	1974
	9	1970
	9	1956
	9	1947

SCORING

MOST POINTS SCORED

1.	527	2002
2.	475	2001
3.	469	2000
4.	446	2016
5.	440	2013
6.	420	1986
7.	404	1999
8.	402	1998
9.	401	1990
10.	399	1985

MOST FUMBLES LOST

1.	26	1972
2.	24	1950
3.	22	1948
	22	1973
5.	21	1958
6.	20	1962
	20	1970
	20	1988
9.	18	1969
	18	1971
	18	1982

FEWEST POINTS SCORED

1.	26	1930
2.	45	1929
3.	49	1932
4.	73	1944
5.	80	1947

FEWEST FUMBLES LOST

1.	3	2016
2.	4	2009
	4	2017
4.	5	2015
	5	2008

MOST INT RETURNS FOR TDs

1.	6	2000
2.	5	2001
	5	1967



TEAM SEASON BESTS

6.	5	1997
7.	6	1995
	6	1992
9.	7	1987
	7	2004

PENALTIES

MOST PENALTIES

1.	124	2002
	124	2003
3.	121	2001
	121	2015
5.	119	1991
6.	107	1989
	107	2010
8.	104	1992
9.	98	1998
10.	97	2000

FEWEST PENALTIES

1.	27	1953
2.	39	1975
3.	40	1960
4.	42	1965
5.	43	1948
6.	46	1966
	46	1978
8.	48	1967
9.	49	1969
	49	1974

MOST PENALTY YARDS

1.	1,094	2015
2.	1,055	2002
3.	1,027	2003
4.	996	1991
5.	944	2001
6.	909	1992
	909	2010
8.	887	2000
9.	880	1989
10.	876	2016

FEWEST PENALTY YARDS

1.	236	1953
2.	380	1965
3.	385	1975
4.	405	1973
5.	428	1960
6.	429	1978
7.	434	1948
8.	442	1966
9.	443	1967
10.	456	1959



TEAM SINGLE-GAME BESTS

MIAMI

RUSHING

MOST ATTEMPTS

OPPONENT	DATE
69 East Carolina	Nov. 8, 1980
66 Florida State	Sept. 18, 1976
64 Auburn	Oct. 27, 1967

FEWEST ATTEMPTS

OPPONENT	DATE
14 Florida State	Oct. 4, 2008
16 Pittsburgh	Nov. 30, 1963
16 Boston College	Nov. 25, 2011
19 Florida State	Oct. 10, 2015
21 Pittsburgh	Oct. 23, 1965
21 Alabama	Nov. 15, 1969

MOST YARDS

OPPONENT	DATE
498 Pacific	Oct. 11, 1974
497 Spring Hill	Sept. 30, 1938
454 East Carolina	Nov. 8, 1980

FEWEST YARDS

OPPONENT	DATE
-85 Auburn	Oct. 26, 1968
-33 Florida State	Oct. 4, 1997

PASSING

MOST YARDS

OPPONENT	DATE
566 NC State	Sept. 29, 2012
485 San Diego State	Nov. 30, 1991
473 California	Sept. 15, 1990
468 San Diego State	Nov. 18, 1989
463 USF	Nov. , 2012

FEWEST YARDS

OPPONENT	DATE
-6 N.C. State	Oct. 18, 1957

MOST ATTEMPTS

OPPONENT	DATE
59 Memphis	Nov. 27, 1993
54 West Virginia	Oct. 2, 2003
53 San Diego State	Nov. 30, 1991
52 NC State	Sept. 29, 2012

MOST COMPLETIONS

OPPONENT	DATE
37 West Virginia	Oct. 2, 2003
35 Memphis	Nov. 27, 1993
33 Arkansas	Nov. 26, 1988

MOST TOUCHDOWNS

OPPONENT	DATE
6 Missouri	Oct. 1, 1988
6 Cincinnati	Oct. 22, 1988
5 Cincinnati	Oct. 13, 1984
5 NC State	Oct. 23, 2004
5 Duke	Oct. 8, 2005
5 Wake Forest	Nov. 12, 2005
5 Duke	Oct. 18, 2008
5 NC State	Sept. 29, 2012

MOST INTERCEPTIONS THROWN

OPPONENT	DATE
7 Tulsa	Dec. 1, 1944
7 Texas A&M	Dec. 8, 1944

TOTAL OFFENSE

OPPONENT	DATE	ADD'L STATS
689 UCLA	12/5/1998	371 rush, 318 pass
655 Boston College	11/23/1984	208 rush, 447 pass
651 NC State	9/29/2012	85 rush, 566 pass
646 at Duke	12/24/2012	248 rush, 398 pass
637 Savannah St.	9/21/2013	324 rush, 313 pass
621 Cincinnati	10/11/2014	335 rush, 286 pass

FEWEST TOTAL YARDS

OPPONENT	DATE	ADD'L STATS
22 Kentucky	Nov. 3, 1951	7 rush, 15 pass
87 Notre Dame	Nov. 27, 1965	-17 rush, 104 pass
111 Notre Dame	Oct. 9, 1971	60 rush, 51 pass

MOST FIRST DOWNS

OPPONENT	DATE
33 Cincinnati	Oct. 24, 1987
32 Boston College	Nov. 23, 1996
32 Kansas	Nov. 23, 1984
32 Vanderbilt	Oct. 3, 1981
32 Alabama	Dec. 7, 1963
32 Kansas	Oct. 25, 1957

MOST FIRST DOWNS, RUSHING

OPPONENT	DATE
27 Pacific	Oct. 11, 1974
24 Kansas	Oct. 25, 1957
23 Spring Hill	Sept. 30, 1938

MOST FIRST DOWNS, PASSING

OPPONENT	DATE
23 Notre Dame	Oct. 15, 1988
23 California	Sept. 15, 1990
21 Notre Dame	Nov. 30, 1985

MOST FIRST DOWNS, BY PENALTY

OPPONENT	DATE
8 Florida State	Oct. 28, 1989
5 Wake Forest	Nov. 21, 1969
5 BYU	Dec. 3, 1988
5 NC State	Sept. 29, 2012
5 North Carolina	Oct. 13, 2012

DEFENSE

MOST SACKS

OPPONENT	DATE
11 NC State	Nov. 20, 1982
11 San Diego State	Nov. 18, 1989

MOST INTERCEPTIONS

OPPONENT	DATE
7 Charleston CG	Oct. 23, 1943
7 Georgetown	Nov. 3, 1950
7 Florida	Dec. 2, 1978

MOST INT RETURN YARDS

OPPONENT	DATE
169 Fordham	Oct. 29, 1954

PUNT RETURNS

MOST YARDS

OPPONENT	DATE
199 Boston College	Nov. 25, 2000
192 Louisiana Tech	Sept. 18, 2004

KICK RETURNS

MOST YARDS

OPPONENT	DATE
273 Syracuse	Nov. 28, 1998

SCORING

MOST POINTS SCORED

OPPONENT	DATE
77 Savannah State	Sept. 21, 2013
75 Fordham	Oct. 29, 1954

MOST POINTS ALLOWED

OPPONENT	DATE
70 Texas A&M	Dec. 8, 1944

MOST POINTS SCORED IN A DEFEAT

OPPONENT	DATE
45 Boston College	Nov. 23, 1984

MOST POINTS ALLOWED IN A VICTORY

OPPONENT	DATE
45 Virginia Tech	Dec. 7, 2002

MOST POINTS SCORED, QUARTER

OPPONENT	DATE QTR
42 FAMU	Sept. 3, 2016 3rd

MOST POINTS ALLOWED, QUARTER

OPPONENT	DATE QTR
28 Syracuse	Nov. 21, 1970 2nd
28 Houston	Dec. 5, 1970 2nd

MOST POINTS SCORED IN A SHUTOUT VICTORY

OPPONENT	DATE
62 Havana	Oct. 27, 1928

MOST POINTS ALLOWED IN A SHUTOUT LOSS

OPPONENT	DATE
58 Clemson	Oct. 24, 2015

LARGEST MARGIN OF VICTORY

OPPONENT	DATE
SCORE 70 Savannah State	Sept. 21, 2013 77-7
68 Fordham	Oct. 29, 1954 75-7

LARGEST MARGIN OF DEFEAT

OPPONENT	DATE
SCORE 58 Clemson	Oct. 24, 2015 0-58

FUMBLES

MOST FUMBLES

OPPONENT	DATE
9 NC State	Nov. 5, 1971



TEAM SINGLE-GAME BESTS

MOST FUMBLES LOST

OPPONENT	DATE
5 Holy Cross	Oct. 8, 1954
5 Boston College	Oct. 25, 1958
5 LSU	Oct. 10, 1959
5 Indiana	Oct. 23, 1964
5 Maryland	Oct. 2, 1970

PENALTIES

MOST PENALTIES

OPPONENT	DATE	ADD'L
23 Duke	10/31/15	194 yards
18 Boston College		11/23/91
138 yards		
18 Virginia Tech	10/24/1998	160 yards

OPPONENT

RUSHING

MOST ATTEMPTS

OPPONENT	DATE
81 Oklahoma	Oct. 6, 1973
74 Pittsburgh	Oct. 23, 1965
74 Notre Dame	Dec. 1, 1973

FEWEST ATTEMPTS

OPPONENT	DATE
17 Rice	Sept. 14, 1985
18 Pittsburgh	Oct. 20, 1984
18 Louisiana Tech	Oct. 28, 2000

MOST YARDS

OPPONENT	DATE
536 Auburn	Nov. 24, 1944
472 Georgia Tech	Nov. 20, 2008
448 Notre Dame	Dec. 1, 1973

FEWEST YARDS

OPPONENT	DATE
-47 Florida A&M	Sept. 13, 1980
-32 Spring Hill	Sept. 30, 1938

PASSING

MOST YARDS

OPPONENT	DATE
513 UCLA	Dec. 5, 1998
442 Boston College	Nov. 23, 1984
477 Louisville	Dec. 28, 2013
441 Boston College	Sept. 1, 2012
440 NC State	Sept. 29, 2012

FEWEST YARDS

OPPONENT	DATE
0 SE Louisiana	Oct. 11, 1935
0 Mississippi	Oct. 26, 1951
0 Auburn	Oct. 4, 1974

MOST ATTEMPTS

OPPONENT	DATE
62 Duke	Nov. 24, 2012
60 Cincinnati	Oct. 11, 2014
59 Memphis	Nov. 27, 1993
59 Houston	Sept. 12, 1991
55 BYU	Sept. 8, 1990
55 California	Sept. 15, 1990
55 Clemson	Sept. 17, 2005

MOST COMPLETIONS

OPPONENT	DATE
40 Virginia	Nov. 10, 2012
38 BYU	Sept. 8, 1990
36 Duke	Nov. 24, 2012
35 Wake Forest	Oct. 31, 2009
35 Louisville	Dec. 28, 2013
34 Duke	Nov. 26, 2016
34 Florida	Nov. 27, 1971
34 Boston College	Nov. 23, 1984

MOST TOUCHDOWNS

OPPONENT	DATE
6 Oklahoma	Sept. 8, 2007
5 Florida	Nov. 27, 1971
5 UCLA	Dec. 5, 1998
4 Syracuse	Nov. 21, 1970
4 NC State	Oct. 23, 2004
4 NC State	Sept. 29, 2012
4 Duke	Nov. 24, 2012
4 Nebraska	Sept. 19, 2015

MOST INTERCEPTIONS THROWN

OPPONENT	DATE
7 Charleston CG	Oct. 23, 1943
7 Georgetown	Nov. 3, 1950
7 Florida	Dec. 2, 1978

TOTAL OFFENSE

MOST TOTAL YARDS

OPPONENT	DATE	STATS
670 UCLA	12/5/1998	157 rush, 513 pass
664 NC State	9/29/2012	224 rush, 440 pass
627 BC	11/23/1984	155 rush, 472 pass
587 Notre Dame	10/6/2012	376 rush, 211 pass
583 Duke	11/24/2012	151 rush, 432 pass
574 Notre Dame	12/1/1973	448 rush, 126 pass

FEWEST TOTAL YARDS

OPPONENT	DATE	ADD'L STATS
-2 Spring Hill	9/30/1938	-32 rush, 30 pass
14 Florida A&M	9/13/1980	-47 rush, 61 pass
51 Miami (Ohio)	11/7/1987	-19 rush, 70 pass

MOST FIRST DOWNS

OPPONENT	DATE
34 Notre Dame	Oct. 6, 2012
33 Clemson	Oct. 24, 2015
33 Wake Forest	Oct. 31, 2009
30 Boston College	Nov. 23, 1984
30 Florida State	Oct. 13, 2001
30 North Carolina	Oct. 30, 2004
30 NC State	Sept. 29, 2012
30 North Carolina	Oct. 13, 2012
30 Duke	Nov. 24, 2012

MOST FIRST DOWNS, RUSHING

OPPONENT	DATE
24 Auburn	Nov. 24, 1944

MOST FIRST DOWNS, PASSING

OPPONENT	DATE
23 Louisville	Dec. 28, 2013
20 Boston College	Nov. 23, 1984
20 BYU	Sept. 8, 1990
19 Georgia	Oct. 18, 1963
19 Penn State	Oct. 31, 1981
18 Boston College	Sept. 1, 2012

MOST FIRST DOWNS, BY PENALTY

OPPONENT	DATE
6 Virginia Tech	Oct. 24, 1992
6 Duke	Nov. 24, 2012
5 Virginia Tech	Sept. 18, 1982

PUNT RETURNS

MOST YARDS

OPPONENT	DATE
187 Vanderbilt	Nov. 14, 1948

KICK RETURNS

MOST YARDS

OPPONENT	DATE
273 Syracuse	Nov. 28, 1998
222 Tampa	Oct. 10, 1942

DEFENSE

MOST SACKS

OPPONENT	DATE
9 Florida State	Sept. 5, 2005
8 Virginia Tech	Oct. 20, 2016
7 Georgia Tech	Nov. 19, 2005
6 Virginia Tech	Sept. 23, 1995
6 Florida State	Oct. 12, 1996
6 West Virginia	Sept. 27, 1997
6 Syracuse	Nov. 20, 1997
6 USF	Nov. 19, 2011

MOST INTERCEPTIONS

OPPONENT	DATE
7 Tulsa	Dec. 1, 1944
7 Texas A&M	Dec. 8, 1944

MOST INT RETURN YARDS

OPPONENT	DATE
214 North Carolina	Nov. 14, 2009

FUMBLES

MOST FUMBLES

OPPONENT	DATE
8 Houston	Dec. 5, 1970
8 Louisiana Tech	Sept. 18, 2004
7 Boston College	Nov. 4, 1955

MOST FUMBLES LOST

OPPONENT	DATE
6 Florida State	Oct. 5, 1962
6 Tulane	Nov. 7, 1970
6 Vanderbilt	Nov. 15, 1980

PENALTIES

MOST PENALTIES

OPPONENT	DATE
ADD'L STATS	
18 Kentucky	Oct. 30, 1959 148 yards



MIAMI HURRICANES FOOTBALL

2019 SCHEDULE



FLORIDA
AUGUST 24



NORTH CAROLINA
SEPTEMBER 7



BETHUNE-COOKMAN
SEPTEMBER 14



CENTRAL MICHIGAN
SEPTEMBER 21



VIRGINIA TECH
OCTOBER 5



VIRGINIA
OCTOBER 11



GEORGIA TECH
OCTOBER 19



PITTSBURGH
OCTOBER 26



FLORIDA STATE
NOVEMBER 2



LOUISVILLE
NOVEMBER 9



FIU
NOVEMBER 23



DUKE
NOVEMBER 30

HOME  AWAY  NEUTRAL 

