

MIAMI BASKETBALL QUICK HITS

- 9** Miami has just **9** eligible scholarship student-athletes on the roster, led by seniors Davon Reed and Kamari Murphy, and junior Ja'Quan Newton.
- 4** The Hurricanes have **4** new players wearing Miami uniforms this season, all of whom are true freshmen.
- 14** Among active coaches, Coach L is the **14th**-winningest coach in the country with 600 victories, and ranks No. 47 on the list of all-time winningest coaches.
- 1.7** Miami's facilities are undergoing **\$1.7** million in renovations with graphics and new features in the office areas and locker rooms of the Watsco Center.
- 15** This season Jim Larrañaga and associate head coach Chris Caputo are in their **15th** season on the sidelines together, dating back to their time at George Mason.

2016-17 SCHEDULE

Nov. 2	Barry (Ex.)	ACCN E	W, 73-62
Nov. 11	Western Carolina	ACCN E	W, 92-43
Nov. 16	at North Florida	ESPN3	W, 94-56
Nov. 19	Penn	ACCN E	W, 74-62

AdvoCare Invitational, HP Field House, Orlando, Fla.

Nov. 24	Stanford	ESPN2	W, 67-53
Nov. 25	#21/22 Iowa State	ESPN2	L, 56-73
Nov. 27	Florida	ESPN2	L, 56-65

ACC/Big Ten Challenge

Nov. 30	Rutgers	ESPNU	W, 73-61
---------	---------	-------	----------

HoopHall Miami Invitational, AAA, Miami

Dec. 3	Wofford	ESPN3	W, 74-57
Dec. 6	South Carolina State	ACCN E	W, 82-46
Dec. 16	Florida Atlantic	ACCN E	W, 76-56
Dec. 22	George Washington	ACCN E	W, 72-64
Dec. 28	Columbia	ACCN E	W, 78-67

Atlantic Coast Conference Schedule

Dec. 31	NC State	RSN	W, 81-63
Jan. 4	at Syracuse	RSN	L, 55-70
Jan. 12	#20 Notre Dame	ESPN	L, 62-67
Jan. 14	at Pittsburgh	RSN	W, 72-46
Jan. 18	at Wake Forest	ACCN	L, 79-96
Jan. 21	at #18 Duke	ESPN	L, 58-70
Jan. 25	Boston College	RSN	W, 78-77
Jan. 28	#9/6 North Carolina	CBS	W, 77-62
Feb. 1	#15/16 Florida State	ACCN	8 p.m.
Feb. 4	at NC State	ACCN	3 p.m.
Feb. 8	RV/- Virginia Tech	RSN	9 p.m.
Feb. 11	at #6/7 Louisville	ESPN2	2 p.m.
Feb. 15	Georgia Tech	ACCN	8 p.m.
Feb. 18	Clemson	RSN	12 p.m.
Feb. 20	at #9/11 Virginia	ESPN	7 p.m.
Feb. 25	#21 Duke	CBS	4 p.m.
Feb. 27	at RV/- Virginia Tech	ESPN2	9 p.m.
March 4	at #15/16 Florida State	ACCN	4 p.m.
March 7-11	ACC Tournament, Brooklyn, N.Y.		

MIAMI COMMUNICATIONS

Amy LaBrie, Associate Director of Communications
 O: (305) 284-3241 | C: (813) 410-1194
 LaBrie@miami.edu | @CanesHoops
 Kevin Ivany, Communications Assistant

GAME 21



-/RV MIAMI HURRICANES (14-6, 4-4 ACC)

Head Coach: Jim Larrañaga
Record at Miami: 132-63, sixth season
Career Record: 602-397, 33rd season

2013 & 2016 ACC Coach of the Year
ACC Record at Miami: 58-38
Alma Mater: Providence, 1971



#15/16 FLORIDA STATE SEMINOLES (18-4, 6-3 ACC)

Head Coach: Leonard Hamilton
Record at FSU: 274-191, 15th season

Alma Mater: Tennessee-Martin, 1971
Career Record: 474-401, 29th season

SETTING THE SCENE

DATE	Wednesday, Feb. 1, 2017
TIME	8 p.m.
LOCATION	Watsco Center Coral Gables, Fla.
BROADCASTS	TV: ACC Network - Tim Brando, Mike Gminski <i>Affiliates in Florida:</i> Jacksonville - This TV, Miami-Fort Lauderdale - My Network TV, Orlando-Daytona Beach-Melbourne - My Network TV, Panama City - This TV, Tallahassee-Thomasville - CW, West Palm Beach-Ft. Pierce - CW Radio: 560 WQAM - Joe Zagacki 1040 Actualidad - Pepe "Chamby" Campos, Jose Martinez & Daniel Ramirez Sirius 135, XM 193, Internet 955 Internet: ACC Network Extra - http://es.pn/2kuJmbp
SERIES	All-time: 34-43 Home: 27-12 Under Coach Larrañaga: 7-4 Current streak: Miami won 3. Since rebirth in 1985-86: 14-19 Away: 8-28 Coach L all-time vs. Florida State: 7-4 Neutral: 0-2 Last matchup: Feb. 14, 2016. No. 12/11 Miami won, 67-65. Last Florida State win: Feb. 1, 2015. FSU won, 54-55.
POLLS	Miami AP: NR USA Today: RV NCAA RPI: 64 KenPom: 33 Florida State AP: 15 USA Today: 16 NCAA RPI: 10 KenPom: 23
WEATHER	Coral Gables, Fla.: High 76 / Low 61 Tallahassee, Fla.: High 72 / Low 50

THE 2016-17 HURRICANES

Miami has nine scholarship players eligible for competition, led by a trio of captains in seniors Davon Reed and Kamari Murphy, along with junior Ja'Quan Newton. Sophomores Anthony Lawrence and Ebuka Izundu also returned for the Hurricanes. This season a group of four newcomers comprising Miami's top recruiting class in program history donned a UM jersey for the first time. The Canes' coaching staff reeled in four freshmen in McDonald's All-American Dewan Huell, Jordan Brand Classic All-American Bruce Brown, Australian standout Dejan "DJ" Vasiljevic and Rodney Miller from national powerhouse Oak Hill Academy (Va.). The four-man group was named one of the top 2016 classes in the country, with a No. 9 ranking from 247Sports, No. 10 from Scout, No. 13 from ESPN and No. 13 from Rivals.

CANES SIGN A TRIO OF TOP-100 PLAYERS

Jim Larrañaga has signed three ESPN Top 100 players for the 2017 class in McDonald's All-American and Jordan Brand Classic All-American guard Lonnie Walker (No. 18), guard Chris Lykes (46) and forward Deng Gak (92). New Zealander Sam Waardenburg also joins the class, and is practicing with the team this spring. This marks the second straight Miami recruiting class with at least two ESPN Top 100 players, following last year's signing of Bruce Brown (26) and Dewan Huell (28).

Walker is a 6-foot-5-inch shooting guard from Reading, Pa., with great ball handling skills and is Miami's highest-ranked recruit in program history. Lykes is a 5-foot-6-inch explosive do-it-all point guard from Bowie, Md., who plays at Gonzaga College (D.C.) High School. Gak is a 6-foot-11-inch forward playing his prep ball at Blair Academy in New Jersey.



HEAD COACH JIM LARRAÑAGA

Coach Jim Larrañaga has led the Hurricanes to a pair of NCAA Sweet 16 appearances and won the 2013 ACC regular season and ACC Tournament titles. He has been named the AP, Naismith, USBWA and Henry Iba National Coach of the Year, twice was both the ACC and USBWA District Coach of the Year (2013, 2016), and was the 2013 NABC District Coach of the Year. With Miami's win over Pittsburgh on Jan. 14, 2017, Coach L earned his 600th career victory.



2016-17 MIAMI HURRICANES

NAME	YR.	POS.	HT.	WT.	HOMETOWN PREVIOUS SCHOOL(S)
0 Ja'Quan Newton	Jr.	G	6-2	187	Philadelphia, Pa. / Neumann-Goretti HS Captain. Starting PG after being touted as Sixth Man of the Year a season ago. Scored 1,972 career points in high school.
2 Mike Robinson	So.	G	5-10	170	New Britain, Conn. / New Britain HS Team manager turned walk-on. Played basketball, football and was on track team in high school.
3 Anthony Lawrence, Jr.	So.	G/F	6-7	210	St. Petersburg, Fla. / Lakewood Senior HS PG in high school, small forward at Miami. Son of a high school coach. Nickname is Amp. Father and uncle played at Miami.
4 Dejan "DJ" Vasiljevic	Fr.	G	6-3	198	Melbourne, Australia / Australian Institute of Sport Goes by DJ. Combo guard. Experience with FIBA and Australian national team. Gained 50lbs on bench press since June.
5 Davon Reed	Sr.	G	6-6	220	Ewing, N.J. / Princeton Day School Three-year captain. Workman mentality. 2016 NABC Honors Court. All-ACC Academic Team.
11 Bruce Brown	Fr.	G	6-5	190	Boston, Mass. / Vermont Academy 2016 Jordan Brand Classic All-American. Boasts 6-9 wingspan. Multi-sport athlete in high school, also playing football.
14 Rodney Miller, Jr.	Fr.	C	7-0	258	Laurelton, N.Y. / Oak Hill Academy Ranked No. 15 center by ESPN and No. 17 by Scout. 7-1 wingspan. Ranked No. 90 overall by Scout and No. 96 by 247.com.
15 Ebuka Izundu	So.	C	6-10	231	Charlotte, N.C. / Victory Christian Center / Nigeria Born in Lagos, Nigeria, and moved to the United States in 2013. Lefty who has gained 30 pounds of muscle in two years.
20 Dewan Huell	Fr.	F	6-11	220	Miami, Fla. / Miami Norland HS 2016 McDonald's All-American. Ranked No. 21 by ESPN, No. 23 by Rivals and No. 25 by Scout.
21 Kamari Murphy	RSr.	F	6-8	220	Brooklyn, N.Y. / Oklahoma State / IMG / Lincoln HS Captain. Graduated in May 2016 with B.A. in sociology. Transfer from Oklahoma State. 43-inch three-step vertical jump.
35 Chris Stowell	Jr.	F	6-6	208	Exeter, N.H. / Tilton School / Exeter HS Walk-on with good athleticism. Speaks English, Spanish, some Italian, Russian, Chinese and Hebrew.
RS Sam Waardenburg	Fr.	F	6-9	205	Henderson, New Zealand / Rangitoto College HS Joined the team Dec. 29, with the expectation to begin competition in the fall of 2017.

LARRAÑAĞA BY THE NUMBERS

5 - Coach Jim Larrañağa is one of five ACC coaches with a Final Four appearance to his credit. In 2006, Larrañağa became the first coach at a mid-major school to take his team to the NCAA Final Four in 27 years.

7 - In 33 years of coaching, Jim Larrañağa has a winning record in the NCAA Tournament, a 9-7 mark in seven appearances.

7 - Larrañağa is no stranger to the ACC. In his seven seasons as an assistant coach at Virginia, the Cavaliers participated in the NCAA Final Four in 1981 and 1984, won three ACC Championships and finished in the top five of the rankings.

16 - Larrañağa has made 16 postseason appearances in the past 27 years, including reaching seven NCAA Tournaments.

33 - Larrañağa is in his 33rd year as a head coach and has successfully transitioned three institutions into winning programs: Miami, Bowling Green and George Mason.

600 - Coach L is one of five ACC coaches with 600 or more wins.

COACH L TIES TO THE ACC

Coach Jim Larrañağa was an assistant coach at Virginia from 1979-1986, under the leadership of Terry Holland. In those seven seasons, Larrañağa helped the Cavaliers to five NCAA appearances: Final Four twice, Elite Eight once, Sweet 16 once and Round of 64 once, as well as two NIT appearances, including the Championship and Quarterfinal round.

LARRAÑAĞA - WHY MIAMI?

Along with returning to the best basketball conference in the country, Coach L had a few personal reasons for accepting the head coaching job at Miami. Coach's grandfather was from Cuba, where he produced the Larrañağa [lare-en-YAH-ga] cigar. Coach's father was raised in Key West, Fla., before moving to The Bronx, N.Y., getting married and raising six children. Coach L was raised in The Bronx, but vacationed to Florida as a boy. He also owns a house in Sarasota, Fla., and three of his siblings have retired to Florida.

MIAMI VS. AP RANKED OPPONENTS

AP Only, Not USA TODAY

All-Time	Overall	Home	at Watsco Center	Away	Neutral	Overtime + 2OT	Single Overtime	Double Overtime	Since the Rebirth ('85-'86)	Overall	Home	Away	Neutral	Since the Arrival of Coach L	2011-12	All: 2-6	H: 1-2	A: 1-3	N: 0-1	2012-13	All: 3-3	H: 2-0	A: 1-1	N: 0-2	2013-14	All: 0-5	H: 0-3	A: 0-2	N: 0-0	2014-15	All: 3-6	H: 1-3	A: 2-2	N: 0-1	2015-16	All: 5-4	H: 3-0	A: 0-2	N: 2-2	2016-17	All: 1-3	H: 1-1	A: 0-1	N: 0-1	Vs. Ranked ACC Teams, Under Coach L (ACC games only)	Top 5	All: 3-6	H: 2-2	A: 1-4	Top 10	All: 5-8	H: 3-4	A: 2-4	Top 15	All: 7-13	H: 5-5	A: 2-9	Top 20	All: 8-16	H: 5-7	A: 3-10	Top 25	All: 9-19	H: 6-8	A: 3-11	OT: 1-2	10T: 1-1	20T: 0-1																											
Overall	51-143	Home	33-53	Away	15-24	Neutral	4-24	Overtime + 2OT	2-8	Single Overtime	2-4	Double Overtime	0-4	Overall	14-27	Home	8-9	Away	4-11	Neutral	2-7	Conference Games	9-19	OT + 2OT	1-2	2OT	0-1	ACC Tournament	0-3	NCAA Tournament	0-2	Since the Rebirth ('85-'86)	Overall	50-132	Home	32-47	Away	14-61	Neutral	4-24	Since the Arrival of Coach L	2011-12	All: 2-6	H: 1-2	A: 1-3	N: 0-1	2012-13	All: 3-3	H: 2-0	A: 1-1	N: 0-2	2013-14	All: 0-5	H: 0-3	A: 0-2	N: 0-0	2014-15	All: 3-6	H: 1-3	A: 2-2	N: 0-1	2015-16	All: 5-4	H: 3-0	A: 0-2	N: 2-2	2016-17	All: 1-3	H: 1-1	A: 0-1	N: 0-1	Vs. Ranked ACC Teams, Under Coach L (ACC games only)	Top 5	All: 3-6	H: 2-2	A: 1-4	Top 10	All: 5-8	H: 3-4	A: 2-4	Top 15	All: 7-13	H: 5-5	A: 2-9	Top 20	All: 8-16	H: 5-7	A: 3-10	Top 25	All: 9-19	H: 6-8	A: 3-11	OT: 1-2	10T: 1-1	20T: 0-1

PRONUNCIATIONS

Players		
0 Ja'Quan Newton	Juh-quan	
4 Dejan Vasiljevic	Day-on	
	Vass-EEL-uh-vitch	
5 Davon Reed	Dave-on	
15 Ebuka Izundu	E-boo-kuh	
	E-zoon-du	
20 Dewan Huell	Duh-wan	
	Hue-ull	
21 Kamari Murphy	Kuh-mar-EE	
35 Chris Stowell	Stole	
Coaches		
Jim Larrañağa	lare-uh-nay-guh	
Chris Caputo	ca-poo-toe	

CLASS BREAKDOWN

Seniors (2)	Kamari Murphy Davon Reed
Juniors (2)	Ja'Quan Newton Chris Stowell#
Sophomores (3)	Ebuka Izundu Anthony Lawrence Jr., Mike Robinson#
Freshmen (5)	Bruce Brown Dewan Huell, Rodney Miller Jr. Dejan "DJ" Vasiljevic Sam Waardenburg

#Walk on

BY LOCATION

Australia	DJ Vasiljevic
New Zealand	Sam Waardenburg
Nigeria	Ebuka Izundu
Connecticut	Mike Robinson
Florida	Dewan Huell Anthony Lawrence, Jr.
Massachusetts	Bruce Brown
New Hampshire	Chris Stowell
New Jersey	Davon Reed
New York	Kamari Murphy Rodney Miller
Pennsylvania	Ja'Quan Newton

PRESEASON POLL

October 2016	Jan. 30, 2017	
1. Duke	North Carolina	7-2
2. North Carolina	Virginia	6-2
3. Virginia	Florida State	6-3
4. Louisville	Louisville	6-3
5. Syracuse	Notre Dame	6-3
6. NC State	Virginia Tech	5-4
7. Notre Dame	Georgia Tech	5-4
8. Florida State	Syracuse	5-4
9. Miami	Duke	4-4
10. Virginia Tech	Miami	4-4
11. Clemson	NC State	3-6
12. Pitt	Wake Forest	3-6
13. Wake Forest	Clemson	2-6
14. Georgia Tech	Boston College	2-7
15. Boston College	Pittsburgh	1-7



CANES IN THE POLLS IN 2016-17

	AP	USA TODAY	KenPom	RPI
Pre	RV (48)	RV (11)		
Nov. 14	RV (38)	RV (29)		
Nov. 21	RV (44)	RV (37)		
Nov. 28	NR	RV (4)	28	
Dec. 5	NR	NR	29	
Dec. 12	RV (6)	RV (13)	26	
Dec. 19	RV (5)	RV (13)	24	
Dec. 26	RV (8)	RV (13)	28	
Jan. 2	RV (16)	RV (19)	30	
Jan. 9	NR	RV (1)	36	71
Jan. 16	NR	RV (5)	68	31
Jan. 23	NR	RV (2)	40	81
Jan. 30	NR	RV (19)	33	64

DID YOU KNOW ...

Coach L became the first Miami coach to win 20+ games in his first two seasons at UM and only the third of 12 UM coaches to post at least three 20-win seasons.

Former Cane Rick Barry was named one of the Greatest Players in NBA History.

Miami native and former Cane standout James Jones won the 2010-2011 NBA All-Star Weekend 3-Point Contest and the NBA Championship in the 2011-2012 and 2012-13 seasons.

Six-time NBA All Star Amar'e Stoudemire enrolled at UM in 2013 and took classes to earn his bachelor's degree.

UM is in its 13th season in the ACC.

Coach L led the George Mason Patriots to the 2006 Final Four with big wins over some of basketball's elite teams such as Michigan State, North Carolina and UConn. He was the first coach to take a mid-major to a Final Four in 27 years (Penn '79) when his team advanced in 2006.

In 14 years at George Mason, Larrañaga led the Patriots to five NCAA Tournament appearances (2011, 2008, 2006, 2001, 1999), including the 2006 Final Four.

Miami basketball received APR (Academic Progress Rate) Public Recognition Awards for being among the top 10 percent in APR in its sport. Miami ranks in the top 10 percent of NCAA men's basketball with a 990 APR.

The Miami Department of Athletics recorded a Graduation Success Rate (GSR) of 89 percent. Miami's department-wide GSR is 16th overall among FBS programs. UM has exceeded the NCAA average GSR in each of the last 10 years.

The Canes have averaged 20.0 wins over the last 11 seasons.

The Hurricanes have made at least one trey in 958 of 966 games since the NCAA adopted the 3-point shot in 1986. The last time Miami was held without a 3-pointer was Feb. 26, 2014 at Virginia.

Miami has held 817 of its last 818 opponents to less than 100 points. North Carolina was the last team to score 100+, defeating UM, 105-64, on Jan. 31, 2007.

THE SERIES: MIAMI VS. FLORIDA STATE

Miami is 27-12 all-time at home against Florida State, including 4-1 at home under Coach L.

The Hurricanes have won their last three matchups and seven of the last 10 games overall with the Seminoles.

Davon Reed combined for 26 points and eight rebounds in his two games against Florida State last season.

In 1959, Miami's Harry Manushaw grabbed a remarkable 27 rebounds in a game against Florida State. That is just two boards shy of Miami's all-time record for rebounds in a game, which is held by Rick Barry's 29 vs. Oklahoma City in 1965. Rusty Parker pulled down 25 rebounds against FSU in 1968, good enough for sixth-most (tie) in Miami's record book.

The Hurricanes are looking to win four straight games against Florida State for the first time since the two teams began playing in 1950-51.

Miami is 1-3 overall against Florida State when the Seminoles are ranked in the AP Poll, and 1-2 under Coach L when FSU is ranked, all of which were in the 2011-12 season. When the Canes are in the top 25, UM is 5-0 against FSU. The teams have never played a game in which both schools are ranked.

In just his sixth season at UM, Coach L is 132-63 (.677) with a 4-2 mark in two NCAA Tournament trips, and 5-2 record in two NIT appearances. In 10 seasons as the head coach at Miami from 1990-00, Leonard Hamilton was 144-147 (.495), and posted a 3-3 mark in three NCAA Tournaments, as well as a 0-2 record in a pair of NIT appearances.

HOME COURT ADVANTAGE

Miami has won 23 of its last 24 games at the Watsco Center, with a 10-1 mark this season, added to 13 straight victories in the 2015-16 campaign. In six seasons under Coach L, Miami is 73-21 overall at home, 40-7 in non-conference play at home and 34-14 in ACC action at home. In both 2012-13 and 2015-16, the Canes had just one loss overall at the Watsco Center.

Year	Overall	N-C	ACC	Year	All	N-C	ACC
2016-17	10-1	7-0	3-1	2013-14	8-8	5-2	3-6
2015-16	15-1	6-1	9-0	2012-13	14-1	6-0	8-1
2014-15	12-6	7-2	5-4	2011-12	14-4	8-2	6-2
Totals	73-21	40-7	34-14				

LARRAÑAGA TO COACH 1,000TH GAME

Coach Larrañaga opened the 2016-17 season just 21 shy of 1,000 career games coached. Miami's 21st game of the season is vs. Florida State on Feb. 1. He has coached 53 games at American International, 314 at Bowling Green, 437 at George Mason and now 195 at Miami.

Earlier this season Coach Larrañaga recorded his 600th career win on Jan. 14 at Pitt. With 600 wins, he is one of five ACC coaches with 600 victories, and the other four men are in the Basketball Hall of Fame.

MIAMI AGAINST TOP-10 AND TOP-15 TEAMS

With the win over No. 9 UNC on Jan. 28, Miami is 6-11 against AP top-10 teams since Coach L took over as head coach for the 2011-12 season. The Canes have won at least one game against a top-10 team in five of six seasons under Coach L, and have defeated a top-five team three times (No. 1 Duke, 1/23/13; No. 4 Duke 1/13/15; No. 3 Virginia 2/22/16).

Miami is 8-19 against AP top-15 teams under Coach L. UM is 1-1 against FSU under Coach L when the Seminoles are ranked No. 15.

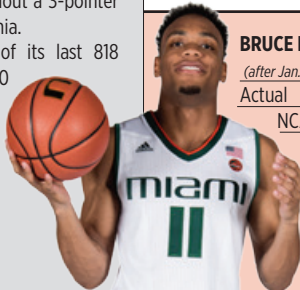
RANKED OPPONENTS AHEAD FOR MIAMI

Seven of Miami's final 10 regular season games will be played against teams currently listed in national polls. The Canes, who are receiving votes in the USA TODAY Coaches Poll, host No. 15/16 Florida State (2/1), then host RV Virginia Tech (2/8) and No. 21 Duke (2/25) later this season. UM faces four ranked teams on their respective home courts: No. 6/7 Louisville (2/11), No. 9/11 Virginia (2/20), RV VT (2/27) and No. 15/16 FSU (3/4).

BRUCE BROWN - ACC ALL-FRESHMAN TEAM CANDIDATE

(after Jan. 29 games)	PPG	RPG	SPG	APG	DRPG	A/TO
Actual	12.1	6.8	1.7	3.3	5.0	1.7
NCAA Freshmen	-	14	11	-	10	23
ACC Freshmen	6	2	1	3	2	2
NCAA (Guards)	-	T26	T103	-	T37	T-183
ACC (Guards)	4	1	5	-	1	15
NCAA (All)	-	228	T111	-	181	196
ACC (All)	-	15	5	-	13	16

Stats are from NCAA.org



WINNINGEST ACTIVE COACHES AT MAJOR SCHOOLS

*Totals listed are prior to the 2016-17 season

List compiled from "wins vs. major schools" on sports-reference.com

Rank	Coach	Wins*
1.	Mike Krzyzewski, Duke	1,043
2.	Jim Boeheim, Syracuse	884
3.	Roy Williams, North Carolina	783
4.	Rick Pitino, Louisville	743
5.	Bob Huggins, West Virginia	719
6.	Cliff Ellis, Coastal Carolina	715
7.	John Calipari, Kentucky	662
8.	Rick Barnes, Tennessee	619
9.	Bill Self, Kansas	592
10.	Dana Altman, Oregon	564
11.	Jim Larrañaga, Miami	560
12.	Tubby Smith, Memphis	557
13.	Steve Fisher, San Diego State	552
14.	Fran Dunphy, Temple	524
15.	Tom Izzo, Michigan State	524

IN COACH JIM LARRAÑAGA'S FIRST FIVE SEASONS IN THE ACC

(Includes only seasons coaching at ACC schools during years as ACC member)

Among the 29 all-time ACC coaches with 100+ overall wins and 50+ ACC wins, in just five years in the league, Coach L is ...

- No. 8 all-time in winning percentage in ACC Tournament games (.636)
- No. 9 all-time in winning percentage in ACC games only (.614)
- No. 25 all-time in ACC wins (54)
- No. 27 all-time in overall wins (118)
- one of 18 coaches to win multiple ACC Coach of the Year honors

Among the 29 all-time ACC coaches with 100+ overall and 50+ ACC victories, in their first five years in the ACC, Coach L is ...

- No. 2 in overall victories (118)
- No. 3 in ACC victories (54)
- tied for No. 4 in ACC Tournament victories (7)
- No. 5 in ACC Tournament winning percentage (.636)
- tied for No. 7 in ACC winning percentage (.614)
- No. 9 overall winning percentage (.674)

Coach L is one of five coaches who ...

- posted at least four 20-win seasons
- won at least seven ACC Tournament games

Coach L is one of seven coaches who ...

- won two-or-more ACC Coach of the Year honors

Coach L is one of eight coaches who had ...

- an overall winning season each year
- at least four ACC winning seasons

Among the seven current ACC coaches with five-plus years of experience, in their first five seasons in the league, Coach L is ...

- the only coach to win two ACC Coach of the Year honors

- No. 2 in overall wins (118), overall winning percentage (.674), ACC victories (54), winning percentage in ACC games only (.614)

- tied for No. 2 in ACC Championships (1)

- No. 3 in wins in the ACC Tournament (7)

Coach L is one of two coaches who had ...

- an overall winning season each year
- at least four ACC winning seasons

Coach L is one of three coaches who ...

- had at least four NCAA Tournament victories
- won an ACC Championship
- posted at least four 20-win seasons
- won at least seven ACC Tournament games



UM COMMUNICATIONS

MBB Contact Amy (Woodruff) LaBrie
Associate Director of Communications
Work/Cell (305) 284-3241 / (813) 410-1194
E-mail LaBrie@miami.edu
Communications Assistant Kevin Ivany
Website www.HurricaneSports.com

2016-17 UM QUICK FACTS

Location Coral Gables, Fla.
Stadium Watsco Center (7,972)
Press Row 305-284-2111
Enrollment 16,188
Founded 1925
Colors Orange, Green, White
Nickname Hurricanes
Mascot Sebastian the Ibis
Conference Atlantic Coast
President Dr. Julio Frenk
Director of Athletics Blake James
Address 5821 San Amaro Drive
Coral Gables, FL 33146
Ticket Office Phone 1-800-GoCanes
Website HurricaneSports.com

2015-16 in Review

Overall Record 27-8
Home/Away/Neutral 15-1 / 6-5 / 6-2
ACC Record / Finish 13-5 / t-2nd
Letterwinners Returning / Lost 5 / 5
Starters Returning / Lost 2 / 3
Newcomers 5

Head Coach Jim Larrañaga
Alma Mater Providence, 1971
Record at UM 132-63 / 6th season
Overall Record 602-397 / 33rd season
ACC Record 58-38 (6th)
Assistants
Chris Caputo Westfield (Mass.) State, '02
Jamal Brunt Randolph-Macon, '03
Adam Fisher Penn State, '06, '09

HISTORY

First Season of Basketball 1926
Overall All-Time Record 1,004-733
Year UM Joined ACC 2004-05
All-Time ACC Record 101-107 (13)
NCAA Appearances Eight (8-8)
1960, 1998, 1999, 2000, 2002, 2008, 2013, 2016
Last NCAA Appearance Sweet 16, 2016
vs. Villanova
NIT Appearances 12 (11-12)
1961, 1963, 1964, 1995, 1997,
2001, 2005, 2006, 2009, 2011, 2015
Last NIT Appearance Championship Game
L, 66-64 (ot), vs. Stanford, 2015
ACC Regular Season Champs 1 / 2013
ACC Tournament Championship 1 / 2013

BROWN NOTCHES 30 POINTS IN WIN OVER NO. 9/6 UNC

Freshman guard Bruce Brown scored 30 points in Miami's win over No. 9/6 North Carolina, added to his five assists, four rebounds, two blocks and a pair of steals. He was 8-of-11 from the field, 4-of-6 from three and 10-of-13 at the line in his 34 minutes on the hardwood against the Tar Heels. According to the AP, Brown is one of only six D-1 players this season to score 30 points and take 11 (or fewer) shots.

He continues to re-write the Miami freshman record book, becoming UM's first rookie since joining the ACC in 2004-05 to record 30 points. The previous freshman high was 29 points by Durand Scott at UNC on March 2, 2010. Brown also set Miami's freshman game record (since 2004-05) for free throws made (10) and free throw attempts (13).

Brown is the first Miami player to score more than 30 points in a game since Sheldon McClellan had 31 at Charlotte in 2014.

Prior to his 30 against UNC, Brown's previous high was 17 twice, at Pitt and vs. NC State. The 30-point effort was Brown's first game in which he led the team in scoring. Earlier this season, Brown recorded a triple-double, just the second occurrence in Miami's program history.

MIAMI'S 30-POINT SCORERS SINCE 2011-12

Since the arrival of Coach L prior to the 2011-12 season, Miami has had four players score 30-plus points in a game.
32, Durand Scott, vs. NC State, 3-16-13
31, Sheldon McClellan, at Charlotte, 11-25-14
30 Bruce Brown, vs. North Carolina, 1-28-17
30, Kenny Kadji vs. UNCG, 1-2-12

THE MIAMI - FSU RIVALRY GOES BEYOND THE HARDWOOD

In football, nearly half of the Miami-Florida State games (30 of 61 previous meetings) have been decided by eight points or less, including last year's match up (FSU won, 20-19). Seven games in the series have been decided by a single point. Miami is 7-1 in those games. At least one team has entered the Miami-Florida State game unbeaten in 28 of the last 32 years.

In women's tennis, Miami is 33-6 against FSU, and UM won the first 16 finished matches.

In men's tennis, Miami is 48-17 against the Seminoles, with UM winning the first 33 matches.

In baseball, Miami won two of three in its regular season series at Florida State in 2016 to clinch the ACC Regular Season Championship. It was the Hurricanes' second ACC Regular Season Championship in the past three seasons. The series victory was Miami's first over FSU at Dick Howser Stadium since 2008.

NEWTON HAS KNOCKED DOWN 14 STRAIGHT FREE THROWS

Ja'Quan Newton has drained 14 straight free throws, beginning with one made in the second half at Duke, added to a 7-of-7 performance vs. Boston College and 6-of-6 against No. 9/6 North Carolina.

HOLDING DOWN A TOP-RANKED TEAM

Miami outrebounded North Carolina, the then-No. 1 rebounding team in the NCAA, 41-36. The Tar Heels entered the game averaging 45.9 rebounds per game. Miami also held the then-No. 4 team in the NCAA in offensive scoring per game (89.4) to just 62 points, its lowest point total of the season. UNC's original season low was 63 against Georgia Tech, Dec. 31, 2016

UM SINCE JOINING THE ACC IN 2004-05

Season	Overall	ACC W-L	ACC Rank/Seed	ACCT	Post Season
2004-05	16-13	7-9	t6 / 6	0-1	NIT 0-1
2005-06	18-16	7-9	t7 / 8	1-1	NIT 2-1
2006-07	12-20	4-12	12 / 12	1-1	
2007-08	23-11	8-8	t5 / 5	1-1	NCAA 1-1
2008-09	19-13	7-9	t7 / 9	0-1	NIT 1-1
2009-10	20-13	4-12	12 / 12	2-1	
2010-11	21-15	6-10	9 / 9	1-1	NIT 2-1
2011-12	20-13	9-7	t4 / 6	1-1	NIT 1-1
2012-13	29-7	15-3	1 / 1	3-0	NCAA 2-1
2013-14	17-16	7-11	10 / 10	1-1	
2014-15	25-13	10-8	6 / 6	1-1	NIT 4-1
2015-16	27-8	13-5	2 / 3	1-1	NCAA 2-1
2016-17	14-6	4-4			

MIAMI PICKED NINTH IN ACC PRESEASON POLL

Miami was predicted to finish ninth out of 15 teams in the Atlantic Coast Conference this season, as announced by the league at the 55th annual Operation Basketball. Duke was picked to win the ACC, followed by North Carolina, Virginia and Louisville. Miami's all-time preseason poll breakdowns and finishes are as follows:

2015-16 - 5th - t-2nd	2009-10 - 10th - 12th
2014-15 - 10th - t-6th	2008-09 - 4th - t-7th
2013-14 - 12th - 10th	2007-08 - 12th - t-5th
2012-13 - 5th - 1st	2006-07 - 11th - 12th
2011-12 - 5th - t-4th	2005-06 - 7th - t-7th
2010-11 - 8th - 9th	2004-05 - 11th - t-6th

EXCEEDING EXPECTATIONS

In the past five years, Coach Jim Larrañaga's Canes have exceeded preseason expectations every campaign. Larrañaga is the only coach in the ACC to finish above the preseason poll predictions every season, and has the largest margin of surpassing those expectations.

TOTAL	2015-16	'14-15	'13-14	'12-13	AVG
Miami	2	4	2	4	3.0
Clemson	4	2	8	-3	2.75
Virginia	0	3	3	3	2.25
Virginia Tech	7	0	0	-2	1.25
Louisville	3	-1	N/A	N/A	0.5
Georgia Tech	1	-1	0	0	0.0
Wake Forest	-3	0	1	1	-0.25
Boston College	0	1	-6	4	-0.25
Syracuse	0	-3	0	N/A	-0.75
Pittsburgh	0	-5	1	N/A	-1.00
North Carolina	0	-3	-1	0	-1.00
NC State	-5	2	3	-4	-1.00
Duke	-2	-1	-2	0	-1.25
Notre Dame	-2	4	-8	N/A	-1.5
Florida State	-5	-2	0	-2	-2.25

Key: A fifth-place prediction and second-place finish = +3


PRO CANES

James Jones	Cleveland Cavaliers
Sheldon McClellan	Washington Wizards
Jimmy Graham	Seattle Seahawks
Erik Swoope	Indianapolis Colts
Trey McKinney Jones	Fort Wayne Mad Ants (D-League)
Garrigus Adams	Le Havre (France)
Rion Brown	Kataja Basket (Finland)
Ivan Cruz Uceda	Cafes Candelas Breogan Lugo (Spain)
Guillermo Diaz	San Lorenzo de Almagra (Argentina)
Julian Gamble	Telekom Baskets Bonn (Germany)
Malcolm Grant	KK Tajfun Sentjur (Slovenia)
Tonye Jekiri	Bandirma Kirmizi (Turkey)
Reggie Johnson	Mono Vampire Bangkok (Thailand)
DeQuan Jones	Lille Metropole Basket (France)
Kenny Kadji	Trabzonspor Medical Park Basketbol (Turkey)
Donnavan Kirk	Fukuoka Rizing (Japan)
Shane Larkin	Saski Baskonia Vitoria (Spain)
Angel Rodriguez	Cholet (France)
Durand Scott	Enel Basket Brindisi (Italy)

KAMARI MURPHY - ACC ALL-DEFENSIVE TEAM CANDIDATE

Murphy vs.	PPG	A	ST	FG	3FG	R	TO
Abu, NC State	11.6/11	1.2/1	0.4/0	55.9/40.0	--	7.2/9	2.5/2
Colson, ND	16.4/8	2.0/0	1.2/2	48.7/16.7	30.0/50.0	10.8/11	1.3/1
Young, Pitt	22.0/2	3.4/3	0.5/0	48.8/(0-10)	42.1/(0-3)	7.8/4	2.5/3
Mitiglou, WFU	10.8/5	1.1/1	0.7/0	43.5/40.0	37.7/0.00	6.4/4	2.1/1
Meeks, UNC	13.1/5	1.2/0	1.1/0	52.2/33.3	--	9.8/6	1.4/0

Opponent averages prior to game vs. Miami / Actual stats vs. Miami





CANES VS. FLORIDA STATE		TOTAL					3-PTS			FREE THROWS				REBOUNDS			PF		FO		A		TO		Blk		Stl		Pts		Avg	
Opponent	Date	GP-S	Min	FG	FGA	Pct	3FG	FGA	Pct	FT	FTA	Pct	Off	Def	Tot	Avg	PF	FO	A	TO	Blk	Stl	Pts	Avg								
Izundu	2-14-16	1-0	5	0	0	.000	0	0	.000	0	0	.000	0	0	0	0.0	3	0	0	0	0	1	0	0	0	0	0	0	0.0			
Lawrence	1-9-16	0-0	6	0	2	.000	0	1	.000	0	0	.000	0	0	0	2.2	0	0	0	0	0	0	0	0	0	0	0	0	0			
	2-14-16	0-0	13	1	3	.333	1	1	1.000	0	0	.000	1	0	1	1.7	0	0	1	2	1	0	3									
Total		2-0	19	1	5	.200	1	2	.500	0	0	.000	1	0	1	0.5	0	0	1	2	1	0	3						1.5			
Murphy	1-9-16	1-1	27	2	6	.333	0	1	.000	1	2	.500	1	5	6	5.8	2	0	1	1	0	0	5									
	02-14-16	1-1	23	2	3	.667	0	0	.000	0	0	.000	2	7	9	5.6	1	0	0	1	1	0	4									
Total		2-2	50	4	9	.444	0	1	.000	1	2	.500	3	12	15	7.5	3	0	1	2	1	0	9						4.5			
Newton	2-1-15	1-0	4	1	1	1.000	0	0	.000	0	0	.000	0	0	0	0.0	0	0	1	0	0	0	2									
	1-9-16	1-0	21	6	10	.600	0	1	.000	1	1	1.000	0	1	1	2.4	2	0	4	2	0	1	13									
	2-14-16	1-0	26	1	3	.333	0	0	.000	5	8	.625	0	4	4	2.7	2	0	2	4	1	0	7									
Total		3-0	51	8	14	.571	0	1	.000	6	9	.667	0	5	5	1.7	4	0	7	6	1	1	22						7.3			
Reed	1-15-14	1-0	14	0	4	.000	0	4	.000	0	0	.000	0	1	1	1.9	0	0	0	1	0	0	0									
	2-10-14	1-0	16	2	4	.500	0	1	.000	3	4	.750	1	1	2	1.9	0	0	2	0	1	0	7									
	2-01-15	1-1	34	4	9	.444	1	4	.250	2	2	1.000	4	2	6	2.9	0	0	2	3	0	1	11									
	2-25-15	1-1	34	5	8	.625	2	4	.500	6	6	1.000	3	5	8	3.5	3	0	1	0	0	0	18									
	1-9-16	1-1	26	3	6	.500	3	5	.600	3	4	.750	0	4	4	4.5	1	0	2	5	0	1	12									
	2-14-16	1-1	33	6	14	.429	2	7	.286	0	0	.000	2	2	4	4.2	2	0	2	1	1	0	14									
Total		6-4	157	20	45	.444	8	25	.320	14	16	.875	10	15	25	4.2	6	0	9	10	2	2	62						10.3			

RECAPPING MIAMI'S WIN OVER NORTH CAROLINA

With the win on Jan. 28, Miami improved to 7-20 all-time against North Carolina, and 3-8 when hosting the Tar Heels. Head Coach Jim Larrañaga is 5-4 at Miami against UNC, and the Canes have won five of the last seven matchups ... In the opening half, the Hurricanes trailed the Tar Heels, 11-2, at the 16:28 minute mark. Following three consecutive 3-pointers by sophomore guard Anthony Lawrence Jr., senior guard Davon Reed and Brown, Miami finished the half on a 37-11 run ... Defensively, Miami held UNC to its lowest point total (22) in a half this season. UNC's previous low was 29, which was recorded twice against both Wisconsin and Indiana. The

Hurricanes were the first team since Duke, on March 9, 2013, to lead the Tar Heels by 15 or more points heading into the locker room at the half ... UM held North Carolina to just 20.7 percent (6-29) from the field and 22.2 percent (2-9) from beyond the arc in the opening half. The Canes did not allow a field goal in the closing 8:36 of the half ... For the first time since falling to Georgia Tech, 75-63, only two players reached double digits in scoring for UNC.

REED IN MIAMI'S CAREER RECORD BOOKS

In his fourth year at The U, senior Davon Reed is making his way into the UM career record books. Reed is currently ninth in 3-point field goals made (172), tied for sixth in consecutive games with a 3-point field goal made (20) and 10th in minutes played (3,208).

CANES RETURN HOME FOR A TRIO OF ACC GAMES

After three consecutive games on the road, Miami returned to the Watsco Center and are hosting three games in eight days in Boston College (Jan. 25), No. 9/6 North Carolina (Jan. 28) and No. 6/8 Florida State (Feb. 1).

Among the schools with three straight ACC games on the road this year, Miami's past stretch - at Pittsburgh (Jan. 14), at Wake Forest (Jan. 18) and at No. 18 Duke (Jan. 21) - takes the title for most mileage to those three consecutive contests.

Miami - at Pitt, at Wake Forest, at Duke - 4,982 miles
 Notre Dame - at Miami, at VT, at FSU - 3,963 miles
 Florida State - at GT, at Syracuse, at Miami - 2,885 miles
 Pitt - at UNC, at Duke, at Boston College - 2,358 miles
 Georgia Tech - at NC State, at VT, at Virginia - 1,678 miles
Research courtesy of ND-SID

DAVON REED STEPS UP IN ACC PLAY

Senior guard Davon Reed has improved his offensive stats tremendously from the non-conference to ACC action. In eight ACC outings, he has scored 17+ points six times, after doing so just five times in 12 non-conference outings. He is hitting 2.75 shots from long distance per game in ACC play after just 2.3 per game in non-league games.

	PPG	3FGM/g	APG	MPG	17+pts	3+asts
ACC (8)	17.4	2.75	3.0	37.1	6	5
Non-Conf. (12)	14.2	2.3	1.9	33.1	5	4

BROWN FINDING HIS TOUCH FROM DOWNTOWN

Freshman Bruce Brown is knocking down 3-pointers at a 58.1 percent clip in the past 10 games, after hitting only 20.8 percent of his threes in the first 10 games. Since the game against GW, Brown has drained 18-of-31 from long range and improved to 13.8 points per game in those nine outings. Prior to GW, Brown was 5-of-24 from long range, and averaging 10.4 ppg.

CANES IN NATIONAL STATS

Miami is ranked in the top 100 in 14 NCAA statistical categories, through games as of Jan. 29. The Canes are 18th in scoring defense (62.7), eighth in fewest fouls, and No. 24 in field goal percentage defense (39.6%). UM is also No. 28 in rebound margin (6.7) and No. 48 in 3-point field goal defense (31.5). A complete list of national stats is on page seven of the notes.

BECKNER NAMED ACC BASKETBALL LEGEND

Forward Wayne Beckner (1962-65) has been named Miami's 2017 ACC Basketball Legend. Beckner served as the Hurricanes' team captain for both the 1963-64 and 1964-65 seasons. The 6-foot-5-inch Flora, Ind., native finished his collegiate career with 960 points, 386 field goals made and 538 rebounds. Beckner was a career 83 percent free-throw shooter, and his Miami tenure included a game in which he connected on 18 field goal attempts (versus Tampa in 1965) and another in which he pulled down 24 rebounds (versus Rollins in 1963). Beckner averaged 18.3 points per game and 8.2 rebounds per game for the 1964-65 season, helping to lead the Hurricanes to a 22-4 record. Miami earned postseason appearances in the NIT in both Beckner's sophomore and junior seasons.

COACH L AGAINST THE ACC

In Larrañaga's six seasons in the ACC, Miami has at least a .500 record against 11 league opponents.

UM has a .500 record or better at home against 13 teams, and on the road against nine ACC squads.

The Hurricanes have won a road game against all but three league opponents: Virginia (0-3), Wake Forest (0-3) and Louisville (0-1).

	Overall	Home	Away	Neutral
Boston College	10-0	5-0	4-0	1-0
Clemson	4-2	3-0	1-2	--
Duke	4-3	2-1	2-2	--
Florida State	7-4	4-1	3-2	0-1
Georgia Tech	5-2	0-2	5-0	--
Louisville	1-2	1-1	0-1	--
North Carolina	5-4	2-2	2-2	1-0
NC State	5-5	2-2	2-2	1-1
Notre Dame	3-3	2-1	1-1	0-1
Pittsburgh	3-1	1-1	2-0	--
Syracuse	2-3	1-1	1-2	--
Virginia	2-5	2-1	0-3	0-1
Virginia Tech	9-3	4-1	2-2	3-0
Wake Forest	3-3	3-0	0-3	--



SELLING OUT THE WATSCO CENTER

In just his fifth season in Coral Gables, Jim Larrañaga and Miami SOLD OUT the season ticket allotment for all home games last year at the Watsco Center. It was the first time in Miami athletics history a team sold out their season. And now, the arena is sold out in back-to-back seasons.

For two straight years, fans have bought over 5,500 season tickets, more than doubling the total number of season tickets sold in Larrañaga's first season in Coral Gables. When Coach L began his reign in Miami, fans bought 2,251 season tickets for the 2011-12 campaign. After a record-breaking season on the court in 2012-13, season tickets peaked at 3,674 for 2013-14, prior to this year's 5,750 mark.

Season Tickets per Year

2016-17: 5,750	2015-16: 5,500	2014-15: 3,427
2013-14: 3,674	2012-13: 2,372	2011-12: 2,251

FIRSTS UNDER JIM LARRAÑAGA AT MIAMI

First game: Nov. 11, 2011 vs. Tennessee Tech. W, 69-58.
 First starting lineup: Malcolm Grant, Durand Scott, Garris Adams, Erik Swoope, Kenny Kadji.
 First opening tip: Miami - Kenny Kadji.
 First UM FG: 18:38, Durand Scott, 3-pointer.
 First lead: 18:38, 3-0.
 First halftime score: Tennessee Tech 32, Miami 27.
 First win: Nov. 11, 2011. Miami 69, Tennessee Tech 58.
 Attendance at first game: 3,600.
 First loss: Nov. 25, 2011 at Ole Miss, 64-61 (OT).
 First road win: Dec. 22, 2011 at Charlotte, 76-61.
 First ACC game: Jan. 7, 2012 at Virginia, L, 52-51.
 First ACC win: Jan. 18, 2012 vs. Clemson, 76-73.
 First ACC regular season title: 2012-13.
 First NIT championship game: April 2, 2015.

JIM LARRAÑAGA = PROGRAM CHANGER

In Coach L's Five Seasons at Miami ...

- ACC regular season & tournament championships
- .674 winning percentage
- Four 20-win seasons in five years
- Four postseason appearances with nine victories
- 15 ACC wins in 2013
- One All-American

Seven Seasons before Coach L at UM ...

- .561 winning percentage
- Best conference finish was fifth place
- One NCAA Tournament appearance
- Most ACC wins in a season was eight

In Coach L's 14 Seasons at George Mason ...

- .626 winning percentage
- 13 straight winning seasons
- A Final Four appearance
- Five trips to the NCAA Tournament
- Nine postseason appearances
- First national ranking
- First appearance in top 10
- First wins over top 10 teams
- Winningest coach in league history

Seven Seasons before Coach L at GMU...

- .340 winning percentage
- Seven straight losing seasons
- Zero postseason appearances
- Worst team in the CAA

SEBASTIAN THE IBIS



In 1926, the University of Miami adopted the Ibis as the official mascot for the University's athletic teams. Representing the leadership, courage, knowledge, strength and speed characteristics that our student-athletes portray. As the clouds become dark and a hurricane approaches, folklore maintains that other birds look to the Ibis for leadership. The Ibis uses its instinct to detect danger. It is the last sign of wildlife to take shelter before a hurricane hits, giving warning that danger is imminent. As the storm passes the Ibis is the first to reappear, a sign that clear skies are approaching.

QUICK HITS - TEAM

Miami has made six-or-more shots from three in every ACC game, after doing so in only eight of 12 non-conference outings.

For the season, the Canes have shot better than 45 percent in 12 games, and three times in ACC play.

UM's defense has held opponents to shoot less than 30 percent from downtown in 10 games (three in ACC) and has forced double-digit turnovers in 16 outings.

Miami has outrebounded all but four of its opponents - Stanford (-4), GWU (-1), Syracuse (-4) and Wake Forest (-2).

Twelve of Miami's 14 victories are by a double-digit margin. The only single-digit margin games were +1 vs. Boston College and +8 vs. GW.

WHAT'S TRENDING, INDIVIDUALLY

Freshman guard Bruce Brown has scored in double digits four of the last five outings, including 30 against UNC. He has grabbed at least four rebounds in 19 of 20 games, has eight-or-more in seven outings and pulled down double-digit boards in two contests. He has at least two assists in 15 contests, with five-plus in eight outings.

Freshman Dewan Huell has scored in seven straight games and has a rebound in five straight outings.

Sophomore Ebuka Izundu has multiple rebounds in all but one game this season.

Sophomore guard Anthony Lawrence, Jr., has swiped at least one steal in each game but six, and had three-or-more in five outings. He has five-plus rebounds in eight of the last 13 outings. He has hit a 3-pointer in 12 games.

Redshirt senior forward Kamari Murphy has recorded a pair of double-doubles (vs. Wofford, vs. NC State). He has pulled down double-digit boards in seven outings. He has a block in six of the last seven games.

Junior point guard Ja'Quan Newton has recorded five 20-point games this season. He has scored 11-plus points in every game but three (WFU-9, FAU-8, Syracuse-8). Newton has three steals in a trio of games and has dished out three-or-more assists in 13 outings. He has made at least one free throw in every game but two (GW and Pitt).

Senior guard Davon Reed has scored in double digits 17 times this season, including 15 of the last 16 games. He has scored 20-plus in four outings this season. He has grabbed five-plus rebounds in nine games. Reed has hit at least one shot from long range in every game, with multiple threes in 15 contests, led by five against Duke and FAU. He has multiple threes in 11 of the last 12 games. He has three-plus assists in nine games.

Freshman DJ Vasiljevic has drained three-or-more shots from 3-point range in five games and has hit a three in all but four outings (Florida, Rutgers, FAU, Duke).

R33D FROM DOWNTOWN

Senior guard Davon Reed has knocked down 36 shots from long range in the past 12 games. He hit five against Duke and FAU, four at Pitt, three against SC State, George Washington, Columbia, NC State and Wake Forest, and a pair at Syracuse and vs. Notre Dame and Boston College. For the year, he is 49-123 (39.8%) from downtown, hitting multiple 3-pointers in 15 outings, including three-or-more nine times.

Reed has hit at least one three in every game this season. In 2011-12, Malcolm Grant tied Jack McClinton's school record (set in 2008-09) of 35 straight games hitting a 3-point shot.

LUCKY SEVENS FROM LONG RANGE

Miami has made at least seven shots from long range in 116 of Larrañaga's 195 games at UM. The Canes are 90-26 when making at least seven from 3-point range. This season, Miami is 8-3 when hitting seven from deep. 2015-16: 17-3; 2014-15: 18-5; 2013-14: 9-6; 2012-13: 19-3; 2011-12: 19-6.

FRESHMAN RECORDS - GAME - SINCE 2004-05

Points	
30	Bruce Brown vs. North Carolina 01/28/17
29	Durand Scott at North Carolina 03/02/10
Field Goals Made	
11	Durand Scott at North Carolina 03/02/10
Field Goal Attempts	
18	2x, last Dwayne Collins at Boston College 01/16/07
Field Goal Pct, min. 7 made	
1,000 (8-8)	Reggie Johnson vs. Wake Forest 03/11/10
3-Point Field Goals Made	
6	Rion Brown vs. Maryland 03/02/11
3-Point FG Attempts	
12	Denis Clemente at Temple 11/27/05
3-Pt FG Pct, min. 4 made	
1,000 (5-5)	James Palmer at Virginia Tech 03/07/15
Free Throws Made	
10	Bruce Brown vs. North Carolina 01/18/17
8	3x, last Shane Larkin vs. Florida State 02/26/12
Free Throw Attempts	
13	Bruce Brown vs. North Carolina 01/18/17
10	4x, last Reggie Johnson vs. Duke 03/13/10
FT Pct, min. 8 made	
.800 (8-10)	2x, last Reggie Johnson vs. Duke 03/13/10
Rebounds	
14	Dwayne Collins vs. Virginia 02/21/07
Assists	
10	Bruce Brown vs. SC State 12/06/16
10	Durand Scott vs. NC Central 11/14/09
Steals	
6	2x, last Shane Larkin at North Carolina 01/10/12
Blocked Shots	
5	Dwayne Collins vs. Mississippi St. 12/11/06
Minutes	
41	Shane Larkin vs. Maryland 02/01/12

CAREER TRIPLE-DOUBLES

Bruce Brown
11p 11r 10a vs. SC State, 12-6-16

CAREER DOUBLE-DOUBLES

Bruce Brown
11p 11r 10a vs. SC State, 12-6-16
14p 12r vs. George Washington, 12-22-16

Kamari Murphy
11p 10r vs. NC State, 12-31-16 ACC
14p 10r vs. Wofford, 12-3-16
11p 13r vs. Buffalo, 3-17-16 NCAA T
10p 10r at Texas (at OSU)

Davon Reed
10p 12r vs. Buffalo, 3-17-16 NCAA T
10p 12r at Richmond, 3-24-15 NIT

CAREER 30-POINT GAMES

Bruce Brown
30 vs. North Carolina, 1-28-17 ACC

CAREER 20-PLUS POINT GAMES

Bruce Brown
30 vs. North Carolina, 1-28-17 ACC
Ja'Quan Newton
23 vs. Boston College, 1-27-17 ACC
22 vs. Columbia, 12-28-16
21 vs. NC State, 12-31-16 ACC
21 vs. #21/22 Iowa State, 11-25-16
20 vs. Stanford, 11-24-16
20 vs. Charleston, 12-19-15
Davon Reed
24 at Wake Forest, 1-18-17 ACC
21 vs. Notre Dame, 1-12-17 ACC
21 vs. FAU, 12-16-16
21 vs. Virginia, 2-22-16 ACC
20 vs. NC State, 12-31-16 ACC



MIAMI'S INDIVIDUAL STAT RANKINGS IN ACC GAMES

Through games as of Jan. 29, four Hurricanes are ranked in ACC stats (conference games only), including Bruce Brown, Kamari Murphy, Ja'Quan Newton and Davon Reed.

Bruce Brown

Steals - 4th - 1.8/g Rebounding - 17th - 6.0/g
Scoring - 25th - 14.5/g FG% - 6th - 55.4%

Kamari Murphy

Off. Rebounds - 2nd - 3.4 Rebounding - 5th - 8.8/g
Def. Rebounds - 17th - 5.4

Ja'Quan Newton

Scoring - 22nd - 15.0/g

Davon Reed

Minutes Played - 3rd - 37.1/g Scoring - 11th - 17.4/g
3-Point FG Made - 7th - 2.8 FT% - 3rd - 85.2

MIAMI BOASTS THREE TOP 15 WINNINGEST COACHES

Miami is the only FBS school with head coaches in football, men's basketball and baseball that rank among the 15 winningest active coaches in their respective sports. Basketball coach Jim Larrañaga is No. 14 with 601 wins, football coach Mark Richt is No. 10 with 154 victories and baseball coach Jim Morris is third with 1,535 games won.

REED SERVING AS MARKETING INTERN

Senior Davon Reed will graduate in May with a degree in sports administration with a minor in marketing and communications. Since June of 2016, Reed has been an intern in the athletics marketing department, assisting the execution of strategic marketing planning for athletics programs with a focus on increasing attendance, game atmosphere and fan experience at Hurricane athletics events.

COACHING COORDINATORS FOR MIAMI

Miami's assistant coaching staff is set up in a coordinator system, with Jamal Brunt as the offensive coordinator, Chris Caputo manning the defense and Adam Fisher handling the scout for every opponent. James Johnson is the dean of discipline.

LARRAÑAGA CONTRACT EXTENDED THROUGH 2022

The University of Miami extended Coach Jim Larrañaga's contract through May 31, 2022, Director of Athletics Blake James announced in September 2014. Larrañaga first signed a five-year contract in April 2011, then was granted a three-year extension in 2012.

LARRAÑAGA WINS 600TH CAREER GAME

Coach Jim Larrañaga won his 600th career game at Pittsburgh on Jan. 14. In 33 seasons as a head coach, Larrañaga's 600 wins place him at 47th in all-time NCAA victories and 14th among active coaches (as of games through Jan. 12). Of those 14, five are in the Naismith Memorial Basketball Hall of Fame, including four from the Atlantic Coast Conference. In his career, Coach L has won 27 games at American International, 170 at Bowling Green, 273 at George Mason and 130 at Miami. He is one of 15 coaches all-time with 100 or more wins at three D-I schools, four of whom are actively coaching.

He is also 11th among active coaches in total games coached (997) and ninth in most seasons coached (33).

MILESTONES FOR THE CANES

600 Victories - Coach Larrañaga recorded his 600th career win on Jan. 14 at Pitt. With 600 wins, he is one of five ACC coaches with 600 victories, and the other four men are in the Basketball Hall of Fame.

1,000 Games - Coach Larrañaga opened the 2016-17 season just 21 shy of 1,000 career games coached. Miami's 21st game of the season is vs. Florida State on Feb. 1. He has coached 53 games at American International, 314 at Bowling Green, 437 at George Mason and now 195 at Miami.

100 Blocks - With one swat against Syracuse, redshirt senior Kamari Murphy recorded his 100th career block. He had 61 at Oklahoma State before coming to Miami as a junior.

1,000 Points - In his 109th game at The U, senior guard Davon Reed scored 17 points against George Washington, solidifying his name in Miami's 1,000-point club. He is the 37th Hurricane to score 1,000 points.

100 Games - Seniors Kamari Murphy and Davon Reed each played in their 100th career game at North Florida on Nov. 16, 2016. Murphy, a redshirt senior, played in 66 games at Oklahoma State before coming to Miami as a junior. All of Reed's games are at UM.

1,000 Program Wins - With a 78-67 win over Columbia on Dec. 28, 2016, the University of Miami men's basketball program earned its 1,000th program victory. Current Coach Jim Larrañaga has helped UM to both its 900th victory, a 73-58 win over Hawaii on Dec. 22, 2012, and the 1,000th win, over Columbia.

ROOKIE MCCLELLAN SIGNS WITH WIZARDS

In June, former Cane Sheldon McClellan signed a partially guaranteed contract with the Washington Wizards, and on the NBA's opening day, the NBA rookie played in his first professional game. The contract of McClellan became fully guaranteed for the Wizards in January, locking in the undrafted rookie for the rest of the season.

McClellan made his first NBA start on Nov. 12 vs. Chicago, in just his fifth professional game played. Against the Bulls, he scored 15 points in 35 minutes played. "Mac" is averaging 3.5 points per game and hitting 38.6 percent from the field in his 11.5 minutes per game.

CANES VS. OPPONENT IN NATIONAL STATS (as of 1/30)

Category	Miami Rank	Actual	FSU	Actual
Fewest Fouls	13	328	251	435
Scoring Defense	18	62.7	171	71.6
FG Percentage Defense	24	39.6	28	39.9
Rebound Margin	28	6.7	114	2.5
Personal Fouls Per Game	29	16.4	228	19.8
Scoring Margin	40	10.1	23	12.0
Three Pt FG Defense	48	31.5	116	33.5
Total Rebounds Per Game	51	38.75	67	38.45
Won-Lost Percentage	59	70.0	19	81.8
Off Rebounds Per Game	63	12.25	103	11.73
Blocked Shots Per Game	66	4.5	22	5.5
Total Blocks (346 ranked)	81	90	21	120
Three-Point FG Percentage	90	36.9	140	35.9
Field-Goal Percentage	100	46.0	27	48.2
Def Rebounds per Game	105	26.50	85	26.73
Fewest Turnovers	108	270	129	275
Steals Per Game	111	6.8	46	7.6
Free-Throw Percentage	149	70.3	196	68.9
Total Steals	155	136	41	168
Turnovers Per Game	183	13.5	97	12.5
Total Rebounds	186	775	62	846
Scoring Offense	199	72.8	18	83.7
Turnover Margin	231	-0.8	48	2.5
Turnovers Forced	233	12.70	67	14.95
Three-Point FG Per Game	239	6.7	208	7.0
Total 3-point FGM	264	134	190	154
Assist Turnover Ratio	265	0.90	94	1.17
Free Throws Made	266	274	41	381
Assists Per Game	268	12.2	107	14.7
Free Throw Attempts	276	390	19	553
Total Assists	297	243	93	323
3-pt Field Goal Attempts	304	363	211	429

NON-CONFERENCE 2016-17

10-2 OVERALL

7-0 HOME

1-0 ROAD

2-2 NEUTRAL

#	Player	gp-gs	min	avg	Total		3-Point		F-Throw		Rebounds		pf	dq	a	to	blk	stl	pts	avg		
					fg-fga	fg%	3fg-fga	3fg%	ft-fta	ft%	off	def									tot	avq
00	Ja'Quan Newton	12-12	382	31.8	69-139	.496	6-18	.333	40-55	.727	10	34	44	3.7	16	0	50	39	1	16	184	15.3
05	Davon Reed	12-12	397	33.1	55-124	.444	27-67	.403	33-41	.805	7	43	50	4.2	13	0	23	23	6	17	170	14.2
11	Bruce Brown	12-8	354	29.5	43-99	.434	8-29	.276	32-43	.744	23	64	87	7.3	27	1	39	22	5	19	126	10.5
20	Dewan Huell	12-6	248	20.7	39-75	.520	0-0	.000	15-19	.789	25	33	58	4.8	28	0	2	12	11	5	93	7.8
03	Anthony Lawrence	12-6	293	24.4	28-61	.459	11-29	.379	18-26	.692	9	42	51	4.3	30	1	15	21	9	21	85	7.1
21	Kamari Murphy	12-12	324	27.0	34-68	.500	0-1	.000	16-27	.593	32	61	93	7.8	29	1	7	25	8	3	84	7.0
04	DJ Vasiljevic	12-0	219	18.3	26-68	.382	21-53	.396	7-7	1.000	3	12	15	1.3	19	0	8	5	1	4	80	6.7
15	Ebuka Izundu	11-4	125	11.4	22-32	.688	0-0	.000	16-19	.842	18	16	34	3.1	23	0	2	14	12	4	60	5.5
14	Rodney Miller	7-0	38	5.4	4-7	.571	0-0	.000	3-7	.429	3	4	7	1.0	5	0	0	1	0	0	11	1.6
02	Mike Robinson	3-0	11	3.7	0-4	.000	0-3	.000	1-2	.500	1	0	1	0.3	1	0	0	1	0	1	1	0.3
35	Chris Stowell	3-0	9	3.0	0-1	.000	0-1	.000	0-0	.000	0	2	2	0.7	0	0	0	0	0	0	0	0.0
Team											18	22	40				1					
Total.....		12	2400		320-678	.472	73-201	.363	181-246	.736	149	333	482	40.2	191	3	146	164	53	90	894	74.5
Opponents.....		12	2400		260-699	.372	63-223	.283	120-166	.723	131	251	382	31.8	222	2	123	159	40	81	703	58.6



2017-18 ROSTER WILL HAVE SIX TOP-100 RECRUITS

Miami has signed three ESPN Top 100 recruits for the class of 2017, including No. 18 Lonnie Walker from Reading, Pa., No. 46 Chris Lykes from Bowie, Md., and No. 92 Deng Gak from Blairstown, N.J.

The 2017 trio will join current ESPN Top 100 Hurricanes Bruce Brown (No. 26 in 2016), Dewan Huell (No. 28 in 2016) and Ja'Quan Newton (No. 58 in 2014) in the fall of 2017. In just six seasons at The U, Larrañaga has recruited six of Miami's 11 ESPN Top 100 players since 2007.

ESPN Top 100 Players on 2017-18 Roster

18 Lonnie Walker - 2017	26 Bruce Brown - 2016
46 Chris Lykes - 2017	28 Dewan Huell - 2016
92 Deng Gak - 2017	58 Ja'Quan Newton - 2014

Miami's ESPN Top 100 Players, Since 2007

18 Lonnie Walker - 2017	53 Edwin Rios - 2007
26 Bruce Brown - 2016	58 Ja'Quan Newton - 2014
28 Dewan Huell - 2016	83 Garrius Adams - 2009
28 DeQuan Jones - 2008	88 Donnavan Kirk - 2009
43 Durand Scott - 2009	92 Deng Gak - 2017
46 Chris Lykes - 2017	

- Recruits under Coach L are in italics

CANES HOOPS PLAYERS IN THE NFL

Two former Hurricane basketball student-athletes made moves in the NFL this season. Jimmy Graham played his second season with the Seattle Seahawks and Erik Swoope played his first season with the Indianapolis Colts after being on the practice squad for two years. Graham, who played one season of football at Miami, recorded 923 yards and six touchdowns on 65 receptions for the Seahawks this season. Swoope, who never played organized football prior to his NFL career, tallied 297 yards and one touchdown from 15 receptions in his first season on an active roster in the pros.

LARRAÑAGA AND CAPUTO TOGETHER 15 YEARS

This season head coach Jim Larrañaga and associate head coach Chris Caputo begin their 15th season on sidelines together, dating back to their time at George Mason University. Caputo started on Coach L's staff as the video coordinator for the 2002-03 season, and along the way, the native of Elmhurst, N.Y., was an assistant coach and is now the associate head coach for the Hurricanes. Caputo helped the 2006 GMU team to the NCAA Final Four and has made five total NCAA Tournament appearances with Larrañaga. Both Caputo and Larrañaga attended Archbishop Molloy High School (N.Y.) and played for legendary head coach Jack Curran.

LARRAÑAGA GRADUATES CANES

All four Hurricane seniors graduated from Miami following the 2015-16 campaign. In May 2015 Sheldon McClellan earned his bachelor of liberal arts degree and in December Angel Rodriguez earned his bachelor's of education degree with a major in sports administration and a minor in sociology, the same degree Ivan Cruz Uceda and Tonye Jekiri both completed in May. Now all four men are playing professional basketball, with McClellan in the NBA (Wizards) and Rodriguez (France), Jekiri (Turkey) and Cruz Uceda (Spain) all overseas.

THROWBACK UNIFORMS VS. NOTRE DAME

In the game against Notre Dame, Miami wore throwback adidas uniforms replicating those worn in the final three seasons before the team was disbanded from 1971-1985. The cream-colored uniforms with vertical green stripes were worn by players such as All-American Don Curnutt and 1,000-point scorers Willie Allen and Rusty Parker.

REED NAMED A SENIOR CLASS AWARD CANDIDATE

Senior guard Davon Reed was one of 60 NCAA men's and women's basketball student-athletes who were selected as candidates for the 2016-17 Senior CLASS Award, honoring those players who excel both on and off the court. To be eligible for the Senior CLASS Award, a student-athlete must have notable achievements in four areas of excellence: Community, classroom, character and competition.

"MATCH MARCUS" CAMPAIGN

Miami Athletics, in partnership with Miami native and the star of CNBC show "The Profit", Marcus Lemonis, have announced the 'Match Marcus' fundraising campaign for student-athlete excellence. The 'Match Marcus' campaign challenges the University of Miami community and Canes fans to raise a total of \$2 million to support UM student-athletes in their pursuit of excellence. For every donation to the campaign, Lemonis will match half of the total - resulting in up to a \$1 million gift from Lemonis.

WAARDENBURG ADDED TO CANES SQUAD

New Zealand native Sam Waardenburg has signed a grant-in-aid agreement with the University of Miami men's basketball team. Waardenburg, a forward from Henderson, New Zealand, has joined and is practicing with the team, but is expected to begin competition with the Hurricanes for the 2017-18 season.

BROWN RECORDS PROGRAM'S SECOND TRIPLE-DOUBLE

Freshman guard Bruce Brown recorded a triple-double with 11 points, 11 rebounds and 10 assists against South Carolina State on Dec. 6. It was the second triple-double in program history at Miami, the 11th in the NCAA this season, fourth by a Power 6 player, second by a freshman (De'Aaron Fox, Kentucky) and the 23rd in ACC history.

In 2004, Miami's Anthony King recorded the school's first triple-double with 11 points, a school-record 13 blocks and 10 rebounds against FAU.

REED NOMINATED FOR GOOD WORKS TEAM

Senior Davon Reed has been nominated for the Allstate NBC Good Works Team, the National Association of Basketball Coaches and Allstate Insurance Company announced Nov. 30. For three years he has served as an elementary school pen pal, writing letters to local students, promoting the importance of academics while striving for professional dreams, in any field of work. Reed has also volunteered in the community at the Miami Rescue Mission Homeless Shelter.

BROWN TABBED ACC FRESHMAN OF THE WEEK

Guard Bruce Brown was recognized as the ACC Freshman of the Week Dec. 5. Brown, a 6-foot-5 guard from Boston, averaged 11.5 points, 7.0 rebounds, 1.5 steals and 1.5 assists per game in a pair of wins over Rutgers and Wofford that week. He hit 70 percent (7-10) of his shots from the field, 50 percent (2-4) from long range and connected on all seven of his attempts from the foul line.

2016-17 STARTERS BY GAME

WCU	Newton	Lawrence	Reed	Izundu	Murphy
UNF	Newton	Lawrence	Reed	Izundu	Murphy
Penn	Newton	Brown	Reed	Lawrence	Murphy
Stanford	Newton	Lawrence	Reed	Izundu	Murphy
Iowa St.	Newton	Lawrence	Reed	Izundu	Murphy
Florida	Newton	Brown	Reed	Lawrence	Murphy
Rutgers	Newton	Brown	Reed	Huell	Murphy
Wofford	Newton	Brown	Reed	Huell	Murphy
SC State	Newton	Brown	Reed	Huell	Murphy
FAU	Newton	Brown	Reed	Huell	Murphy
GWU	Newton	Brown	Reed	Huell	Murphy
Columbia	Newton	Brown	Reed	Huell	Murphy
NC State	Newton	Brown	Reed	Huell	Murphy
Syracuse	Newton	Brown	Reed	Huell	Murphy
ND	Newton	Brown	Reed	Huell	Murphy
Pitt	Newton	Brown	Reed	Huell	Murphy
WFU	Newton	Brown	Reed	Huell	Murphy
Duke	Newton	Brown	Reed	Huell	Murphy
BC	Newton	Brown	Reed	Lawrence	Murphy
UNC	Newton	Brown	Reed	Lawrence	Murphy

RECORD BY STARTING LINEUP

Newton, Brown, Reed, Huell, Murphy	8-4
Newton, Brown, Reed, Lawrence, Murphy	3-1
Newton, Reed, Lawrence, Murphy, Izundu	3-1

MIAMI INDIVIDUAL HIGHS	
Points	30, Bruce Brown, vs. North Carolina, 1/28
Field Goals Made	9 (2x), last Davon Reed, vs. Notre Dame, 1/12
Field Goal Attempts	17 (2x), last Davon Reed, at Wake Forest, 1/18
3-Point FG Made	6, DJ Vasiljevic, at Syracuse, 1/4
3-Point FG Attempts	12, DJ Vasiljevic, at Syracuse, 1/4
Free Throws Made	10, Bruce Brown, vs. North Carolina, 1/28
Free Throw Attempts	13, Bruce Brown, vs. North Carolina, 1/28
Rebounds	15, Kamari Murphy, at Duke, 1/21
Assists	12 (2x), last Bruce Brown, vs. George Washington, 12/22
Blocks	3 (9x), last by Davon Reed, vs. Boston College, 1/25

OPPONENT INDIVIDUAL HIGHS	
Points	27 (2x), last Jerome Robinson, vs. Boston College, 1/25
Field Goals Made	9 (2x), last Jerome Robinson, vs. BC, 1/25
Field Goal Attempts	18, Jerome Robinson, vs. Boston College, 1/25
3-Point FG Made	4 (2x), last Justin Jackson, vs. North Carolina, 1/28
3-Point FG Attempts	10, Justin Jackson, vs. North Carolina, 1/28
Free Throws Made	9, John Collins, at Wake Forest, 1/18
Free Throw Attempts	10, Kasey Hill, vs. Florida, 11/27
Rebounds	12, Amile Jefferson, at Duke, 1/21
Assists	10, John Gillon, at Syracuse, 1/4
Blocks	4, John Egbunu, vs. Florida, 11/27

MIAMI HIGHS	
Points	94, at North Florida, 11/16
Points/Half	51 (2nd), vs. Western Carolina, 11/11
Field Goals Made	37, at North Florida, 11/16
Field Goal Att.	68, at North Florida, 11/16
Field Goal Pct.	55.6, at Pittsburgh, 1/14
3-Point FG Made	11, at Syracuse, 1/4
3-Point FG Att.	26, at Syracuse, 1/4
Free Throws Made	24 (2x), vs. North Carolina, 1/28
Free Throw Att.	36, vs. Western Carolina, 11/11
Rebounds	52, vs. Western Carolina, 11/11
Assists	24, vs. South Carolina State, 12/6
Steals	11, vs. Penn, 11/19
Blocks	12, vs. Notre Dame, 1/12
Turnovers	20, vs. Columbia, 12/28
Bench Points	39, at North Florida, 11/16
Victory Margin	49, vs. Western Carolina, 11/11

OPPONENT HIGHS	
Points	96, at Wake Forest, 1/18
Points/Half	55 (2nd), vs. Boston College, 1/25
Field Goals Made	30, at Wake Forest, 1/18
Field Goal Att.	67 (2x), last vs. Notre Dame, 1/12
Field Goal Pct.	57.7, at Wake Forest, 1/18
3-Point FG Made	10, vs. NC State, 12/31
3-Point FG Att.	33, vs. Western Carolina, 11/11
Free Throws Made	27, at Wake Forest, 1/18
Free Throw Att.	33, at Wake Forest, 1/18
Rebounds	38, vs. Notre Dame, 1/12
Assists	18, vs. Columbia, 12/28
Steals	10, vs. Iowa State, 11/25
Blocks	11, vs. Florida, 11/27
Turnovers	21, vs. Penn, 11/19
Bench Points	35, at North Florida, 11/16
Victory Margin	17 (2x), last at Wake Forest, 1/18

MIAMI LOWS	
Points	55, at Syracuse, 1/4
Points/Half	22 (2nd half), at Duke, 1/21
Field Goals Made	18, vs. Iowa State, 11/25
Field Goal Att.	48, vs. Wofford, 12/3
Field Goal Pct.	36.0, vs. Iowa State, 11/25
3-Point FG Made	2, vs. Iowa State, 11/25
3-Point FG Att.	12, vs. Rutgers, 11/24
Free Throws Made	2 (2x), last at Pittsburgh, 1/14
Free Throw Att.	3, at Pittsburgh, 1/14
Rebounds	26, at Syracuse, 1/4
Assists	6, vs. Iowa State, 11/25
Steals	3 (2x), at Wake Forest, 1/18
Blocks	1, at Wake Forest, 1/18
Turnovers	6, vs. George Washington, 12/22
Bench Points	0, at Duke, 1/21
Victory Margin	1, vs. Boston College, 1/25

OPPONENT LOWS	
Points	43, vs. Western Carolina, 11/11
Points/Half	14 (1st), vs. South Carolina State, 12/6
Field Goals Made	17, vs. Western Carolina, 11/11
Field Goal Att.	44, at Syracuse, 1/4
Field Goal Pct.	25.4, vs. Western Carolina, 11/11
3-Point FG Made	3 (4x), last vs. FAU, 12/16
3-Point FG Att.	9, vs. Florida, 11/27
Free Throws Made	2, vs. Western Carolina, 11/11
Free Throw Att.	3, vs. Western Carolina, 11/11
Rebounds	23, at Pittsburgh, 1/14/17
Assists	6, vs. South Carolina State, 12/6
Steals	2 (2x), last vs. North Carolina, 1/28
Blocks	1 (5x), last at Pittsburgh, 1/14
Turnovers	6, vs. Notre Dame, 1/12
Bench Points	9 (2x), last at Syracuse, 1/4
Victory Margin	5, vs. Notre Dame, 1/12



MURPHY NAMED HOOPBALL INVITATIONAL MVP

Senior forward Kamari Murphy notched his third-career double-double with a career-high 14 points and 10 rebounds against Wofford, earning him MVP honors for the game. Murphy was 5-10 from the field and 4-4 at the free throw line. He also tallied one block for the Canes.

GRADUATION RATE ABOVE NATIONAL AVERAGE

UM student-athletes posted a Graduation Success Rate (GSR) of 90 percent, the NCAA announced in November. The figures released by the NCAA show that the Hurricanes are above the national average of 84 percent. Miami's GSR rate is tied for 15th among Football Bowl Subdivision (FBS) institutions. The men's basketball team posted a GSR score of 91 percent, which is above the national average, and is tied for 18th among FBS schools.

MIAMI IN 2017 DIAMOND HEAD CLASSIC

Miami will join Akron, Davidson, Middle Tennessee, New Mexico State, USC, Utah State and Hawai'i in the Hawaiian Airlines Diamond Head Classic, which will be played Dec. 22, 23 and 25, 2017 at the Stan Sheriff Center in Honolulu.

REED TABBED TO NABC HONORS COURT

Senior Davon Reed was tabbed to the National Association of Basketball Coaches (NABC) 2015-16 NABC Honors Court, recognizing those student-athletes who excelled in academics during the past season.

LARRAÑAGA TAPPED INTO IRON ARROW

Coach Jim Larrañaga has been tapped into the Iron Arrow Honor Society, the highest honor one can attain at UM. Women's head coach Katie Meier and Golden Cane Sandy Nusbaum tapped Larrañaga and Deputy AD Tony Hernandez presented Coach L with his Iron Arrow jacket.

LARRAÑAGA ONE OF THE BEST

All stats below are prior to the 2016-17 season.

Among active coaches, Jim Larrañaga is the 11th-winningest coach in the country at major schools with 588 victories, and is ranked No. 42 on the list of all-time winningest coaches at major schools. Among the seven ACC coaches with five-plus years in the league, in their first five years at their current school, Coach L is second in overall wins (118), overall winning percentage (.674), ACC

victories (54), winning percentage in ACC games only (.614). Among all-time ACC coaches (includes only seasons coaching at ACC schools during years as ACC member), Coach L is ranked No. 25 all-time in ACC wins and No. 29 all-time in overall wins, in just five years in the league. He is ninth all-time in winning percentage in ACC games only (.614).

HURRICANES MAKE D-I ATHLETICS HISTORY

Miami was the only school in NCAA Division I athletics to have its football team play in a bowl game, men's and women's basketball teams reach the NCAA tournament and baseball team advance to the College World Series during the 2015-16 academic year.

NAVY SEALS TRAINING

The Miami basketball team went through a two-day training session with the Navy Seals on the UM campus in late August. The team worked out on both the land and in the swimming pool. Check out the highlight video here: https://youtu.be/VCZ_9t2FVR0.

RECRUITING THE STATE OF MIAMI

Coach Jim Larrañaga has put great emphasis on recruiting the "state of Miami." UM's recruits from Florida in the past five years include Shane Larkin (Orlando), Tonye Jekiri (Hialeah), Angel Rodriguez (Miami), Joe Thomas (Miami), Anthony Lawrence (St. Petersburg), Dewan Huell (Miami).

ACC TELECONFERENCE

Miami head coach Jim Larrañaga and the league's 14 other coaches will be featured on a weekly teleconference each Monday during the 2016-17 basketball season from 10:30 a.m. to 1 p.m. Each coach will have 10 minutes to make an opening statement and answer questions. There will be an audio file available of each teleconference on the Conference's official website (theACC.com) each Monday afternoon. Media representatives wishing to participate in the teleconference should contact the ACC Communications Office or Amy LaBrie at Miami for the call-in number. Coach Larrañaga will be on the call at the following times each week: Feb. 6 - 12:10 p.m. Feb. 13 - 12:10 p.m. Feb. 20 - Not on the call. Feb. 27 - Not on the call.

BASKETBALL FACILITY UNDERGOING \$1.7 MILLION RENOVATION

In addition to the arena being renamed the Watso Center, the University of Miami basketball facility is undergoing a \$1.7 million renovation. The project, which includes work on areas used by both the men's and women's programs, will feature upgrades to the locker rooms, student-athlete lounges, office spaces, weight room and practice facility hallways. The project is being split into two phases, with the second set to begin following the 2016-17 season.

The coaches' offices and hallways of the facility will feature highlights from great moments in Miami basketball history, as well as photos of select stars from both the men's and women's teams. Also on display will be large-scale images of UM's ProCanes, as well as the newest Miami adidas gear. The players' lounge will feature a gaming center complete with couches and televisions. The walls of the practice facility will showcase photos of celebrity Canes fans throwing up the U. Student-athletes will have custom lockers and the sound system in the locker room, lounges and coaches' offices will be upgraded.

MIAMI ANNOUNCES THE WATSCO CENTER

In October, the University of Miami announced the naming of its multi-purpose entertainment facility as the Watsco Center. Watsco, Inc., based in Miami, is traded on the New York Stock Exchange and is the largest distributor of air conditioning, heating and refrigeration products with annual sales of more than \$4 billion, 5,000 employees and 563 locations throughout North America. Watsco has provided funding to the University since the 1990s through its "Watsco's Kids" program, providing children in the community free access to performance arts, sports and other events at the University.

MIAMI'S LARGEST IN 2016-17

	Non-Conference	ACC
Lead	57, WCU	28, at Pitt
Deficit	21, vs. #21/22 Iowa State	23, at Wake Forest
Margin of Victory	49, vs. WCU	26, at Pitt
Margin of Defeat	17, vs. #21/22 Iowa State	17, at Wake Forest
Halftime Lead	28 (2x) last vs. SC State	17, vs. North Carolina
Halftime Deficit	6, vs. #21/22 Iowa State	14, at Wake Forest
Deficit in Win	4, vs. Penn	9, vs. North Carolina
Halftime Deficit in Win	--	--
Lead in Loss	8, vs. Florida	12, at Duke
Halftime Lead in Loss	--	11, at Duke

2016-17 LED (TIED) THE TEAM IN ...

	Points	Rebounds	Assists	Steals	Blocks
Bruce Brown	1 (1)	4 (1)	6 (3)	3 (6)	1 (3)
Dewan Huell		1 (1)		(2)	7 (5)
Ebuka Izundu	1				1 (7)
Anthony Lawrence			(1)	4 (4)	1 (3)
Rodney Miller					(1)
Kamari Murphy		12 (2)			2 (4)
Ja'Quan Newton	7 (1)	1	7 (4)	2 (2)	
Davon Reed	8		1 (4)	4 (1)	2 (2)
DJ Vasiljevic	2			(2)	

Player	10+ pts	20+ pts	7+ rebs	2+ blks	4+ asts	3+ stls
Bruce Brown	13	1	9	3	8	4
Dewan Huell	5		5	2		
Ebuka Izundu	2		1	4		
Anthony Lawrence	5		2	2	1	5
Rodney Miller						
Kamari Murphy	3		14	4		
Ja'Quan Newton	17	5	2		9	3
Davon Reed	17	4	2	4	6	4
DJ Vasiljevic	5					

AP TOP 25

Jan. 30, 2017

1 Gonzaga (46)	22-0	1,594
2 Baylor (6)	20-1	1,504
3 Kansas (9)	19-2	1,503
4 Villanova (4)	20-2	1,479
5 Arizona	20-2	1,387
6 Louisville	18-4	1,237
7 West Virginia	17-4	1,101
8 Kentucky	17-4	1,083
9 Virginia	16-4	1,061
10 Wisconsin	18-3	1,058
11 UCLA	19-3	993
12 North Carolina	19-4	965
13 Oregon	19-3	863
14 Cincinnati	19-2	756
15 Florida State	18-4	727
16 Butler	18-4	717
17 Maryland	19-2	518
18 Saint Mary's	19-2	409
19 South Carolina	17-4	384
20 Notre Dame	17-5	363
21 Duke	16-5	339
22 Creighton	19-3	307
23 Purdue	17-5	264
24 Florida	16-5	213
25 Northwestern	18-4	106

USA TODAY COACHES POLL

Jan. 30, 2017

1 Gonzaga (24)	22-0	785
2 Kansas (7)	19-2	749
3 Baylor	20-1	720
4 Villanova (1)	20-2	719
5 Arizona	20-2	672
6 Kentucky	17-4	583
7 Louisville	18-4	525
8 UCLA	19-3	518
9 Wisconsin	18-3	509
10 North Carolina	19-4	499
11 Virginia	16-4	470
12 West Virginia	17-4	457
13 Oregon	19-3	451
14 Cincinnati	19-2	360
15 Butler	18-4	328
16 Florida State	18-4	321
17 Maryland	19-2	253
18 Notre Dame	17-5	228
19 Saint Mary's	19-2	214
20 South Carolina	17-4	191
21 Duke	16-5	165
22 Creighton	19-3	159
23 Florida	16-5	137
24 Purdue	17-5	106
25 Xavier	15-6	97

SMU 69, Xavier 67, USC 29, Wichita St 8, Akron 5, Middle Tennessee 5, VCU 3, Virginia Tech 2, Illinois State 2, New Mexico State 2, Utah 1, Iowa State 1

Northwestern 73, SMU 33, USC 24, Miami 19, Middle Tennessee 9, UNC Wilmington 8, New Mexico State 7, Indiana 3, Nevada 3, Wichita St 3, Akron 1, Kansas State 1



MIAMI'S RECORD WHEN... RECORD	2016-17		COACH L	
	ALL	ACC	AT UM	ACC
All games	14-6	4-4	132-63	58-38
Home	10-1	3-1	73-21	34-14
Away	2-3	1-3	38-29	24-24
Neutral	2-2	0-0	21-13	--
November	5-2	--	29-9	--
December	6-0	1-0	27-9	1-1
January	3-4	3-4	26-18	24-18
February	--	--	27-15	26-15
March	--	--	23-11	7-4
April	--	--	0-1	--
Vs. Top 10 opponents	1-0	1-0	6-11	5-8
Vs. Top 25 opponents (includes Top 10)	1-3	1-2	14-27	9-19
Vs. RV opponents (either or both polls)	1-1	--	11-3	4-0
Vs. teams over .500 on game day	6-5	3-4	82-55	41-32
Vs. teams under .500 on game day	6-0	1-0	33-6	13-5
Vs. teams at .500 on game day	1-0	--	15-1	4-0
While UM is in the Top 25	--	--	42-16	25-10
While UM is RV (only)	14-6	4-4	32-10	8-5
Leading at halftime	13-1	4-1	100-14	40-11
Trailing at halftime	1-4	0-2	27-46	14-25
Tied at halftime	0-1	0-1	5-3	3-2
Single overtime	--	--	3-6	1-2
Double overtime	--	--	3-1	2-1
In overtime games (single+double)	--	--	6-7	3-3
Leading with 2:00 left in regulation	14-1	4-1	122-8	54-4
Trailing with 2:00 left in regulation	0-5	0-3	8-52	3-33
Tied with 2:00 left in regulation	--	--	2-1	0-1
UM shoots 50% or better from field	7-0	2-0	49-5	16-2
UM shoots 40-49% from field	7-2	2-2	68-19	36-16
UM shoots under 40% from field	0-4	0-2	15-39	6-20
Opp. shoots 50% or better from field	1-1	1-1	8-20	4-12
Opp. shoots 40-49% from field	4-3	1-1	56-28	28-16
Opp. shoots under 40% from field	10-1	3-1	70-14	27-9
UM shoots 70% or better from the line	7-2	2-1	84-31	35-18
UM shoots less than 70% from the line	7-4	2-3	48-32	32-19
UM makes more 3-point FGs	6-4	1-3	68-27	31-21
UM makes fewer 3-point FGs	4-2	2-1	41-24	20-14
3-point FGs are even	4-0	1-0	14-5	7-3
Four or more Canes in double figures	8-1	1-0	65-13	25-9
Three Canes score in double figures	6-1	3-1	50-23	26-10
Two or less Canes score in double figures	0-4	0-3	17-27	7-19
UM outrebounds opponent	12-4	4-2	88-23	34-15
Opp. outrebounds UM	2-2	0-2	38-40	22-23
Tied in rebounds	--	--	5-0	2-0
UM records 10 or more steals	2-0	--	21-4	7-1
UM records 15 or more assists	5-1	1-1	39-3	16-2
UM commits less than 15 turnovers	8-3	2-2	113-52	51-32
UM commits 15 or more turnovers	6-3	2-2	23-6	5-6
UM commits less turnovers than opp.	7-0	2-0	73-23	33-12
UM commits more turnovers than opp.	7-4	2-2	47-27	19-18
Tied in turnovers	0-2	0-2	12-12	6-8
UM scores 59 points or less	0-4	0-2	9-30	5-19
UM scores between 60-69 points	1-1	0-1	37-21	20-9
UM scores between 70-79 points	9-1	3-1	54-11	22-9
UM scores between 80-89 points	2-0	1-0	21-1	7-1
UM scores between 90-99 points	2-0	--	10-0	3-0
UM scores 100 or more points	--	--	1-0	0-0
Playing during the morning (11 a.m.)	0-1	--	1-1	--
Playing during the afternoon	4-1	3-0	40-21	23-15
Playing in the evening (5 p.m. or later)	10-4	1-4	90-40	35-23
Games decided by three points or less	1-0	1-0	16-13	9-9
Games decided by four to 10 points	1-1	0-1	37-23	18-16
Games decided by 11-19 points	7-4	2-2	48-20	20-8
Games decided by more than 20 points	5-0	1-0	31-6	11-4

SINCE THE ARRIVAL OF COACH JIM LARRAÑAGA AT MIAMI IN 2011-12 ...

(only includes teams while in the ACC, not with previous conference affiliations)

- Miami won ACC Regular Season and ACC Tournament Championships in 2013.
- Miami has played in a pair of NCAA Sweet 16 games, in 2013 and 2016.
- Miami is one of four schools with seven-or-more wins in the ACC Tournament: North Carolina 10, NC State 8, Miami 7 and Florida State 7.
- Miami is one of six ACC schools with a winning record in the NCAA Tournament: Duke, Louisville, Miami, North Carolina, NC State and Notre Dame.
- Miami's seeds in the ACC Tournament have been No. 1, No. 3, No. 6 (2x) and No. 10.
- Miami is one of 10 ACC teams to make an NCAA tournament appearance.
- Miami played in the championship game of the NIT in 2015.
- ACC Selections: Two ACC Coach of the Year, one ACC Player of the Year, ACC Defensive Player of the Year, one ACC Tournament MVP, four ACC All-Tournament, one first-team All-ACC, two second-team All-ACC, four third-team All-ACC, six honorable mention All-ACC, one ACC All-Rookie Team and five ACC All-Defensive Team.
- Miami has the most lopsided win over Duke (27 points) and second-most lopsided wins over North Carolina (26 points) and Florida State (24 points) of any ACC team.
- Miami has won nine ACC games by 20-or-more points: Boston College (27, 22, 22 and 21), Duke (27), North Carolina (26), Pitt (26), Florida State (24) and Virginia Tech (24).
- Won at Cameron Indoor Stadium twice. Dealt Duke two of its six overall, and four ACC, losses by 16-plus points. Scored 90 points against Duke twice. Dealt Duke its last two of the last three regular-season losses by 16-or-more points: 27 (90-63) on Jan. 23, 2013 at Miami, and 16 (90-74) on Jan. 13, 2015 at Duke.
- All 20 seniors have earned academic degrees from UM: Garrius Adams, Raphael Akpejori, Rion Brown, Ivan Cruz Uceda, Julian Gamble, Malcolm Grant, Justin Heller, Tonye Jekiri, Reggie Johnson, DeQuan Jones, Kenny Kadji, Donnavan Kirk, Sheldon McClellan, Kamari Murphy, Trey McKinney Jones, Ryan Quigtar, Angel Rodriguez, Durand Scott, Erik Swoope and Joe Thomas.

In the five years prior to the arrival of Coach L (2006-11) ...

- Miami tied for the 10th-most ACC wins (29) in the league, tied with Georgia Tech (29), and ahead of NC State (25).
- Miami recorded 95 overall wins, seventh-most in the ACC.
- Miami's seeds in the ACC Tournament were No. 5, No. 8, No. 9 (2x) and No. 12.
- Miami was 1-14 combined vs. Duke and UNC.
- Miami had one first-team All-ACC, one second-team All-ACC, two third-team All-ACC, one honorable mention All-ACC, one ACC All-Rookie Team and one ACC All-Tournament Team selection.

COACH LARRAÑAGA'S MILESTONE VICTORIES

Victory	Date	Opponent	Score	School
50	02/10/88	Miami (Ohio)	65-59	Bowling Green
100	02/23/91	Kent State	84-57	Bowling Green
150	12/22/94	at Ohio State	59-50	Bowling Green
200	12/27/97	Northeastern	66-60	George Mason
250	12/20/00	Coastal Carolina	81-65	George Mason
300	12/02/03	East Carolina	76-65	George Mason
350	01/26/06	William & Mary	81-58	George Mason
400	02/27/08	William & Mary	68-59	George Mason
450	12/08/10	Loyola (Md.)	66-52	George Mason
500	01/05/12	at Georgia Tech	62-49	Miami
550	01/24/15	at Syracuse	66-62	Miami
600	1/14/17	at Pittsburgh	72-46	Miami
100th win at Miami		Co. of Charleston, 12/19/15	85-63	



THE LAST TIME ...

Player Scored 30 Points

Miami Bruce Brown (30), vs. North Carolina, 1/28/17
Opponent Seth Allen (31), vs. Virginia Tech, 3/10/16

Player Scored 35 Points

Miami Jack McClinton (35) vs. North Carolina, 3/15/09
Opponent Xavier Rathan-Mayes (35) Florida State, 2/25/15

Player Scored 40 Points

Miami Darius Rice (43) vs. Connecticut, 1/20/03
Opponent Sean Singletary (41), Virginia, 3/1/08

Two Players Scored 20 Points

Miami Ja'Quan Newton (21), Davon Reed (20), vs. NC State, 12/31/16
Opponent John Collins (27), Keyshawn Woods (20), at Wake Forest, 1/18/17

Three Players Scored 20 Points

Miami Dwayne Collins (23), Brian Asbury (21), Jack McClinton (20) vs. Virginia Tech, 1/25/09
Opponent Travis Mays (40), Alvin Heggs (22), Lance Blanks (21), Texas, 2/22/89

Five (not 5+) Players Scored in Double Figures

Miami Ja'Quan Newton (18), Bruce Brown (15), Dewan Huell (11),
DJ Vasiljevic (11), Davon Reed (11) vs Penn, 11/19/16
Opponent Shawn Long (21), Jay Wright (13), Kasey Shepherd (12),
Bryce Washington (11), Devonta Walker (11) vs. Louisiana 11/16/15

Six (not 6+) Players Scored in Double Figures

Miami Davon Reed (19), Angel Rodriguez (18), Sheldon McClellan (16),
Ivan Cruz Uceda (13), Anthony Lawrence (12), Ja'Quan Newton (11)
vs. Louisiana 11/16/15

Seven+ Players Scored in Double Figures

Miami Sheldon McClellan (18), Ja'Quan Newton (15), James Palmer (14), Ebuka Izundu (11)
Angel Rodriguez (11), Ivan Cruz Uceda (10), Anthony Lawrence Jr. (10)
vs. Mississippi State 11/19/15

Player Grabbed 15 Rebounds

Miami Kamari Murphy (15), at Duke, 1/21/17
Opponent Brice Johnson (15) vs. North Carolina, 2/20/16

Two Players Grabbed 10 Rebounds

Miami Kamari Murphy (10), Dewan Huell (10), vs. FAU, 12/16/16
Opponent Tyler Roberson (11), Tyler Lydon (10), Syracuse, 1/2/16

Three Players Grabbed 10 Rebounds

Miami Mark Richardson (11), Eric Brown (10), Joe Wylie (10) vs. FIU, 3/6/89
Opponent Matt Harpring (12), Dion Glover (10), Michael Maddox (10), Georgia Tech, 12/2/7/97

Player Had 10 Assists

Miami Bruce Brown (10), vs. South Carolina State, 12/6/16
Opponent John Gillon (11), at Syracuse, 1/4/17

Player Had 10 Blocks

Miami Anthony King (10) vs. Florida Atlantic, 11/29/04
Opponent Jarvis Varnado (10), Mississippi State, 12/13/07

Player Had a Double-Double

Miami Kamari Murphy (11 pts, 10 reb), vs. NC State, 12/31/16
Opponent Andrew White III (22 pts, 10 reb), at Syracuse, 1/4/17

Player Had a Triple-Double

Miami Bruce Brown (11 pts, 11 reb, 10 ast), vs. South Carolina State, 12/6/16
Opponent Brendan Haywood (18 pts, 14 reb, 10 blks), North Carolina, 12/4/00

Two Players Had Double-Doubles

Miami Kamari Murphy (11 pts, 13 reb) and Davon Reed (10 pts, 12 reb) vs. Buffalo, 3/17/16
Opponent Brice Johnson (22 pts, 11 rebs) & J.P. Tokoto (10 pts, 10 rebs), North Carolina, 2/28/15

Team Scored 100 Points

Miami 105 vs. Mississippi State, 11/19/15
Opponent 105, North Carolina, 1/31/07

Team Scored 90-99 Points

Miami 94, at North Florida, 11/16/16
Opponent 96, at Wake Forest, 1/18/17

Team Scored 50 Points in a Half

Miami 51 (2nd half) vs. Western Carolina, 11/11/16
Opponent 55 (2nd half) vs. Boston College, 1/25/17

Team Shot 50 Percent in Both Halves

Miami .519 (14-27) / .592 (16-27), at Pittsburgh, 1/14/17
Opponent .533 (16-30) / .636 (14-22), at Wake Forest, 1/18/17

Team Shot 60 Percent in a Half

Miami .62.5 (15-24), second half, vs. Stanford, 11/24/16
Opponent .606 (20-33), second half, vs. Boston College, 1/25/17

Team Shot 70 Percent in a Half

Miami .739 (17-23), first half, at Florida State, 2/13/13

Team Shot 60 Percent in a Game

Miami .638 (30-47), at Florida State, 2/13/13
Opponent .627 (32-51), Villanova, 3/24/16

Team Shot Less Than 30 Percent in a Game

Miami .293 (12-41), vs. Eastern Kentucky, 12/19/14
Opponent .290 (18-62), vs. South Carolina State, 12/6/16

Team Won by 50+ Points

Miami 50, vs. Nova Southeastern, 11/16/09
Opponent 53, by Notre Dame, 2/22/86

Team won by 40-49 Points

Miami 49, vs. Western Carolina, 11/11/16
Opponent 41, at North Carolina, 1/31/07

Team Won by 30-39 Points

Miami 36, vs. South Carolina State, 12/6/16
Opponent 32, at Charlotte (11/28/00)

Overtime

Miami won in overtime 77-72 (OT) at Nebraska, 12/01/15
Miami lost in overtime 66-64 (OT) vs. Stanford, 4/2/15, NIT Championship

Rankings

Miami defeated a ranked opponent 77-62, vs. No. 9/6 North Carolina, 1/28/17
Miami lost to a ranked opponent 70-58 at No. 18 Duke, 1/21/17
Miami defeated a top 5 opponent 64-61 vs. No. 3 Virginia, 2/22/16
Miami lost to a top 5 opponent 73-68 vs. No. 4 Virginia, 3/11/16

THE LAST TIME A MIAMI FRESHMAN ...

Scored 26+ Points: Bruce Brown (30), vs. North Carolina, 1/28/17
Scored 20-25 Points: Bruce Brown (30), vs. North Carolina, 1/28/17
Perfect from Field (5+ att): Reggie Johnson (RS), 8-of-8, vs. Wake Forest, 3/11/10
Perfect from 3-Pt (3+ att): Anthony Lawrence, 4-of-4, vs. Notre Dame, 2/3/16
10+ Rebounds: Bruce Brown, 12, vs. George Washington, 12/22/16
10+ Assists: Bruce Brown, 10, vs. South Carolina State, 12/6/16
5-9 Assists: Bruce Brown, 5, vs. North Carolina, 1/28/17
5+ Steals: Shane Larkin, 6, vs. North Carolina, 01/10/12
4+ Blocks: Raphael Akpejori, 4, McNeese State, 11/24/10
Double-Double: Bruce Brown (14 pts, 12 reb), vs. George Washington, 12/22/16
Triple-Double: Bruce Brown (11 pts, 11 reb, 10 ast), vs. South Carolina State, 12/6/16



JIM LARRAÑAGA

Head Coach, Sixth Season
Providence, 1971

HEAD COACH

2011-pres.	Miami
1997-2011	George Mason
1986-97	Bowling Green
1977-79	American International
Assistant Coach	
1979-86	Virginia
1971-76	Davidson
Player / Coach	
1977	Geronemo Basketball Club (Belgium)

NCAA APPEARANCES

1999 - George Mason
2001 - George Mason
2006 - George Mason (Final Four)
2008 - George Mason
2011 - George Mason
2013 - Miami (Sweet 16)
2016 - Miami (Sweet 16)

NIT APPEARANCES

1990 - Bowling Green
1991 - Bowling Green
1997 - Bowling Green
2002 - George Mason
2004 - George Mason
2009 - George Mason
2012 - Miami
2015 - Miami (Championship game)

PLAYING CAREER

Geronemo Basketball Club (Belgium) 1976-77
Providence College, 1967-71
Archbishop Molloy High School, 1963-67

COACHING HONORS

AP, Naismith, Iba, Rupp Coach of the Year, 2013
NABC All-District II, 2013
USBWA District IV Coach of the Year, 2013, 2016
Clair Bee National Coach of the Year, 2006
ACC Coach of the Year, 2013, 2016
CAA Coach of the Year, 2011, 1999
MAC Coach of the Year, 1997
Seven NCAA tournament appearances: 2016, 2013, 2011, 2008, 2006, 2001, 1999
Eight postseason NIT appearances: 2015, 2012, 2009, 2004, 2002, 1997, 1991, 1990
Ten 20-win seasons

PERSONAL

Hometown Bronx, N.Y.
Born Oct. 2, 1949
Family Wife: Liz
Sons: Jay and Jon
Grandchildren: Tia, James, Jon Temple and Henry
Education Providence College, 1971, B.A. Economics
Archbishop Molloy High School, 1967

NOTABLE COLLEGE PLAYERS COACHED

Sheldon McClellan (Miami) - All-ACC Second Team, ACC Tournament Second Team

Shane Larkin (Miami) - NBA first round draft pick (18th overall), ACC Player of the Year, ACC Tournament MVP, finalist for Cousy, Naismith & Wooden awards, All-ACC First Team and All-ACC Defensive Team, Lute Olson National Player of the Year, AP and NABC All-American (Second team), Sporting News All-American (Third), ESPN, Wooden, Olson and Driesell Defensive All-American, USBWA All-District, Basketball Times All-District

Durand Scott (Miami) - ACC Defensive Player of the Year, ACC Tournament First Team, All-ACC Third Team

George Evans (George Mason) - Three-time CAA Player of the Year, CAA Rookie of the Year, three-time CAA Defensive Player of the Year, three-time CAA All-Defensive Team

Antonio Daniels (Bowling Green) - MAC Player of the Year, MAC Freshman of the Year

WINNINGEST ACTIVE COACHES AT MAJOR SCHOOLS

*Totals listed are prior to the 2016-17 season
List compiled from "wins vs. major schools" on sports-reference.com

Rank	Coach	*Wins
1.	Mike Krzyzewski, Duke	1,043
2.	Jim Boeheim, Syracuse	884
3.	Roy Williams, North Carolina	783
4.	Rick Pitino, Louisville	743
5.	Bob Huggins, West Virginia	719
6.	Cliff Ellis, Coastal Carolina	715
7.	John Calipari, Kentucky	662
8.	Rick Barnes, Tennessee	619
9.	Bill Self, Kansas	592
10.	Dana Altman, Oregon	564
11.	Jim Larrañaga, Miami	560
12.	Tubby Smith, Memphis	557
13.	Steve Fisher, San Diego State	552
14.	Fran Dunphy, Temple	524
15.	Tom Izzo, Michigan State	524

LARRAÑAGA YEAR-BY-YEAR

Year	School	Overall		Conference		Post Season
		W-L	W-L	Finish	Season	
1977-78	American International	14-13				
1978-79	American International	13-13				
1986-87	Bowling Green	15-14	10-6	3		
1987-88	Bowling Green	12-16	7-9	t-5		
1988-89	Bowling Green	13-15	6-10	t-6		
1989-90	Bowling Green	18-11	9-7	t-3	NIT 0-1	
1990-91	Bowling Green	17-13	9-7	t-4	NIT 0-1	
1991-92	Bowling Green	14-15	8-8	5		
1992-93	Bowling Green	11-16	8-10	t-6		
1993-94	Bowling Green	18-10	12-6	t-2		
1994-95	Bowling Green	16-11	10-8	t-5		
1995-96	Bowling Green	14-13	9-9	t-6		
1996-97	Bowling Green	22-10	13-5	t-1	NIT 0-1	
1997-98	George Mason	9-18	6-10	6		
1998-99	George Mason	19-11	13-3	1	NCAA 0-1	
1999-00	George Mason	19-11	12-4	t-1		
2000-01	George Mason	18-12	11-5	3	NCAA 0-1	
2001-02	George Mason	19-10	13-5	2	NIT 0-1	
2002-03	George Mason	16-12	11-7	4		
2003-04	George Mason	23-10	12-6	3	NIT 2-1	
2004-05	George Mason	16-13	10-8	6		
2005-06	George Mason	27-8	15-3	t-1	NCAA 4-1	
2006-07	George Mason	18-15	9-9	5		
2007-08	George Mason	23-11	12-6	2	NCAA 0-1	
2008-09	George Mason	22-11	13-5	2	NIT 0-1	
2009-10	George Mason	17-15	12-6	4	CIT 0-1	
2010-11	George Mason	27-7	16-2	1	NCAA 1-1	
2011-12	Miami	20-13	9-7	t-4	NIT 1-1	
2012-13	Miami	29-7	15-3	1	NCAA 2-1	
2013-14	Miami	17-16	7-11	10		
2014-15	Miami	25-13	10-8	6	NIT 4-1	
2015-16	Miami	27-8	13-5	t-2	NCAA 2-1	
2016-17	Miami	14-6	4-4			
	Overall	602-397	324-202	16-16		

					NCAA 9-7
					NIT 7-8
					CIT 0-1

Years	Team	Record	W/L Pct.
2 years	American International	27-26	.509
11 years	Bowling Green	170-144	.541
14 years	George Mason	273-164	.625
6th year	Miami	132-63	.677
33rd year		602-397	.603

WINNINGEST COACHES AT MAJOR SCHOOLS

*Totals listed are prior to the 2016-17 season

	Name	*Total Wins
1.	Mike Krzyzewski	1,043
2.	Jim Boeheim	884
3.	Bob Knight	899
4.	Dean Smith	879
5.	Jim Calhoun	877
6.	Adolph Rupp	876
7.	Eddie Sutton	806
8.	Lefty Driesell	786
9.	Roy Williams	783
10.	Lute Olson	776
11.	Lou Henson	775
12.	Jerry Tarkanian	761
13.	E.A. Diddle	759
14.	Hank Iba	752
15.	Rick Pitino	743
16.	Ray Meyer	724
17.	Phog Allen	719
	Don Haskins	719
	Bob Huggins	719
20.	Cliff Ellis	715
21.	Mike Montgomery	676
22.	Denny Crum	675
23.	Ralph Miller	674
24.	Gary Williams	668
25.	John Wooden	664
26.	John Calipari	662
27.	Hugh Durham	634
	Norm Stewart	634
29.	Stew Morrill	620
30.	Rick Barnes	619
31.	Billy Tubbs	609
32.	Slats Gill	599
33.	Tom Davis	597
34.	John Thompson	596
35.	Thomas Penders	594
36.	Guy Lewis	592
	Bill Self	592
38.	Lon Kruger	590
39.	Bobby Cremins	586
40.	Gale Catlett	565
41.	Dana Altman	564
42.	Jim Larrañaga	560
43.	Tony Hinkle	558
	Norm Sloan	558
45.	Tubby Smith	557
46.	Steve Fisher	552
47.	Gene Keady	550
48.	Frank McGuire	549
49.	Dave Bliss	526
	Lou Carnesecca	526

Barry Basketball Box Score -- Game Totals -- Final Statistics
11-02-16 7:05 PM at Watson Center | Coral Gables, Fla.

##	Player	Total		3-Pr		Rebounds		PF	TP	A	T	Bk	Stl	Min
		FG	FGA	FT	FTA	Off	Def							
02	Arie WILLIAMS	1	9	0	6	2	2	1	3	4	2	0	0	31
10	Elvar FRIDRIKSSON	6	10	5	8	0	2	3	4	17	5	0	0	34
22	Daniel MORTENSEN	0	7	0	5	0	2	2	4	2	0	1	0	20
24	Kenan GUZONJIC	0	5	0	3	1	2	2	1	1	3	0	0	22
32	Adrian GONZALEZ	4	11	0	10	3	4	1	11	1	0	0	0	23
01	Josh Irvine	0	0	0	0	0	0	0	1	0	0	0	0	2
03	Dani SACHS	0	1	0	0	0	0	0	1	0	0	0	0	5
05	Evan WALSHIE	0	0	0	0	0	0	0	1	0	0	0	0	7
11	Slawek GLICK	1	2	0	1	0	1	3	1	0	1	0	0	14
14	Kooper GLICK	6	12	6	10	0	5	2	18	0	0	0	0	22
17	Mario TOMIC	1	2	0	0	0	1	1	3	2	0	0	0	7
21	Theo TURNER	0	0	0	0	0	0	1	3	0	0	0	0	7
25	David MOYA	1	1	1	1	0	0	0	1	3	2	0	0	4
33	Bryce ANDREWS	0	0	0	0	0	0	0	0	0	0	0	0	1
45	Jonathan NUNEZ	0	0	0	0	0	0	0	0	0	0	0	0	1
Team		20	60	13	35	9	12	23	33	26	62	15	11	21
Totals		20	60	13	35	9	12	23	33	26	62	15	11	21

FG % 1st Half: 10-32 31.3% 2nd Half: 10-28 35.7% Game: 20-60 33.3%
 3FG % 1st Half: 5-14 35.7% 2nd Half: 8-21 38.1% Game: 13-35 37.1%
 FT % 1st Half: 6-8 75.0% 2nd Half: 3-4 75.0% Game: 9-12 75.0%

Deads 0
Rebounds 1

Miami 73

##	Player	Total		3-Pr		Rebounds		PF	TP	A	T	Bk	Stl	Min
		FG	FGA	FT	FTA	Off	Def							
00	JaQuan Newton	5	10	3	4	0	3	4	18	4	4	0	1	29
01	Anthony Lawrence	2	4	0	0	2	5	7	6	4	1	2	0	29
05	Davon Reed	3	11	5	6	0	4	4	21	2	3	1	1	35
15	Ebuka Izundu	4	8	0	0	2	4	1	8	0	1	0	0	18
21	Kamari Murphy	3	8	0	0	2	5	4	4	2	4	1	0	24
01	Rashed Muhammad	0	0	0	0	0	1	1	0	0	0	0	0	7
04	DJ Vasiljevic	0	0	0	0	0	1	1	0	0	0	0	0	10
11	Bruce Brown	3	0	0	0	0	0	0	0	0	0	0	0	26
14	Rodney Miller	0	0	0	0	0	0	1	0	0	0	0	0	2
20	Dewan Huell	0	2	0	0	2	2	0	2	1	0	0	0	13
Team		25	48	7	12	16	27	32	39	20	73	13	15	34
Totals		25	48	7	12	16	27	32	39	20	73	13	15	34

FG % 1st Half: 14-25 56.0% 2nd Half: 11-23 47.8% Game: 25-48 52.1%
 3FG % 1st Half: 4-7 57.1% 2nd Half: 5-15 33.3% Game: 9-22 40.9%
 FT % 1st Half: 8-12 66.7% 2nd Half: 10-15 66.7% Game: 16-27 59.3%

Deads 0
Rebounds 4

Officials: Louie Andrankas, Jeff Nichols, Trey Styons
 Technical fouls: Barry-None, Miami-None.
 Attendance: 6542

Score by periods	1st	2nd	Total
Barry	31	31	62
Miami	38	35	73

Score by periods 1st 2nd Total
 Barry 31 31 62
 Miami 38 35 73

In Off 2nd Fast
 Points Turn T/O Chance Break Bench
 Barry: 28 10 12 18
 UM: 28 10 12 18

FG % 1st Half: 14-25 56.0% 2nd Half: 11-23 47.8% Game: 25-48 52.1%
 3FG % 1st Half: 4-7 57.1% 2nd Half: 5-15 33.3% Game: 9-22 40.9%
 FT % 1st Half: 8-12 66.7% 2nd Half: 10-15 66.7% Game: 16-27 59.3%

Score tied - 0 times.
 Lead changed - 0 times.

Barry FG - BARRY 2nd 01:05, UM 2nd 02:01.
 Largest lead - BARRY 16-10, UM by 32-20-00.
 BARRY MB led for 00:00, UM led for 09:19. Game was tied for 00:24.

Western Carolina vs Miami
11-11-16 7:04 pm at Watson Center | Coral Gables, Fla.

Western Carolina 43 • 0 • 1

##	Player	Total		3-Pr		Rebounds		PF	TP	A	T	Bk	Stl	Min
		FG	FGA	FT	FTA	Off	Def							
01	Elijah Hughesley	0	14	0	9	0	0	1	3	4	2	0	0	26
02	Devin Peterson	0	2	0	2	0	2	2	4	6	0	1	0	25
13	Marce Gosselin	1	3	0	0	0	2	2	4	2	0	0	1	14
12	Derrick Parsons	4	12	2	9	0	3	2	5	10	3	2	0	28
01	Charleston Brooks	0	0	0	0	0	1	1	3	0	2	0	0	7
05	Aurice Smith	3	6	0	0	0	0	0	0	2	0	0	0	17
03	Jared McMillan	3	6	0	0	0	0	0	0	0	0	0	0	9
22	Jesse DeLoach	1	3	0	0	0	0	0	0	2	0	0	0	15
32	Devonte Frazier	0	2	0	1	0	1	1	0	1	0	0	0	5
33	Onno Steeger	4	9	2	5	0	2	4	6	10	2	2	0	26
35	Yalim Olcay	2	4	0	0	1	2	5	4	0	0	0	0	17
44	Adam Sledz	0	0	0	0	0	1	3	0	0	0	0	0	11
Team		0	0	0	0	0	4	0	4	0	0	0	0	0
Totals		17	67	7	33	2	23	14	22	36	29	43	10	16

FG % 1st Half: 8-35 22.9% 2nd Half: 9-32 28.1% Game: 17-67 25.4%
 3FG % 1st Half: 2-15 13.3% 2nd Half: 5-18 27.8% Game: 7-33 21.2%
 FT % 1st Half: 0-1 0.0% 2nd Half: 4-2 100.0% Game: 2-3 66.7%

Deads 0
Rebounds 0

Miami 92 • 0 • 1

##	Player	Total		3-Pr		Rebounds		PF	TP	A	T	Bk	Stl	Min
		FG	FGA	FT	FTA	Off	Def							
00	JaQuan Newton	3	8	0	0	7	10	4	4	2	13	2	2	0
01	Anthony Lawrence	3	5	1	1	1	5	6	2	8	1	3	0	23
05	Davon Reed	6	23	2	0	2	4	5	8	0	1	1	1	24
15	Ebuka Izundu	5	5	0	0	4	3	5	14	1	3	1	0	18
21	Kamari Murphy	0	4	0	0	3	4	1	3	1	0	0	0	17
02	Mike Robinson	0	0	0	0	0	0	0	0	0	0	0	0	5
04	DJ Vasiljevic	4	8	3	7	0	1	2	4	11	2	0	0	20
11	Bruce Brown	1	4	0	0	2	1	5	1	0	0	0	0	13
14	Rodney Miller	1	4	0	0	3	2	1	5	0	0	0	0	2
20	Dewan Huell	5	9	0	0	3	2	5	7	13	1	0	0	25
35	Chris Stowell	0	0	0	0	0	0	0	0	0	0	0	0	3
Team		17	67	7	33	2	23	14	22	36	29	43	10	16
Totals		17	67	7	33	2	23	14	22	36	29	43	10	16

FG % 1st Half: 14-33 42.4% 2nd Half: 17-29 58.6% Game: 31-62 50.0%
 3FG % 1st Half: 4-9 44.4% 2nd Half: 1-4 25.0% Game: 5-13 38.5%
 FT % 1st Half: 9-15 60.0% 2nd Half: 2-4 50.0% Game: 11-19 57.9%

Deads 0
Rebounds 6

Officials: Bill Covington Jr., Sean Hill, Bill McCarthy
 Technical fouls: Western Carolina-None, Miami-None.
 Attendance: 6542

Score by periods	1st	2nd	Total
Western Carolina	18	25	43
Miami	41	51	92

Score by periods 1st 2nd Total
 Western Carolina 18 25 43
 Miami 41 51 92

In Off 2nd Fast
 Points Turn T/O Chance Break Bench
 WCU: 16 9 10 20
 UM: 16 9 10 20

FG % 1st Half: 14-33 42.4% 2nd Half: 17-29 58.6% Game: 31-62 50.0%
 3FG % 1st Half: 4-9 44.4% 2nd Half: 1-4 25.0% Game: 5-13 38.5%
 FT % 1st Half: 9-15 60.0% 2nd Half: 2-4 50.0% Game: 11-19 57.9%

Score tied - 0 times.
 Lead changed - 0 times.

WCU led for 00:00, UM led for 38:00. Game was tied for 00:00.

Miami Basketball Box Score -- Game Totals -- Final Statistics
Miami vs North Florida
11-16-16 7:00 PM at UNF Arena | Jacksonville, Fla.

Miami 94 • 2 • 0

##	Player	Total		3-Pr		Rebounds		PF	TP	A	T	Bk	Stl	Min
		FG	FGA	FT	FTA	Off	Def							
21	Kamari Murphy	3	6	0	2	2	3	6	2	8	1	3	0	27
15	Ebuka Izundu	2	0	0	0	3	1	4	1	4	0	0	0	4
00	JaQuan Newton	7	10	0	1	2	3	3	16	7	0	0	0	27
03	Anthony Lawrence	4	8	1	2	1	4	5	10	2	0	0	1	31
05	Davon Reed	6	11	2	3	2	3	3	17	2	3	0	2	29
04	Mike Robinson	0	2	0	0	0	0	0	0	0	0	0	0	3
04	DJ Vasiljevic	4	10	3	4	0	1	1	11	3	1	0	0	21
11	Bruce Brown	3	7	0	1	2	4	6	7	0	0	0	0	25
14	Rodney Miller	2	0	0	0	1	2	2	4	0	0	0	0	11
20	Dewan Huell	6	9	0	0	3	3	4	15	0	0	0	0	19
35	Chris Stowell	0	1	0	0	0	0	0	0	0	0	0	0	3
Team		37	68	7	13	16	15	31	46	19	94	14	10	2
Totals		37	68	7	13	16	15	31	46	19	94	14	10	2

FG % 1st Half: 19-37 51.4% 2nd Half: 18-31 58.1% Game: 37-68 54.4%
 3FG % 1st Half: 6-11 54.5% 2nd Half: 9-19 47.4% Game: 15-30 50.0%
 FT % 1st Half: 4-7 57.1% 2nd Half: 9-9 100.0% Game: 13-16 81.3%

Deads 0
Rebounds 1

North Florida 56 • 1 • 2

##	Player	Total		3-Pr		Rebounds		PF	TP	A	T	Bk	Stl	Min
		FG	FGA	FT	FTA	Off	Def							
22	DAVENPORT, Chris	0	6	0	0	0	2	2	4	0	1	4	0	23
23	BANKS, Romeo	4	0	0	1	2	1	3	4	9	0	0	0	27
12	BODAGER, Aaron	0	6	0	0	2	2	4	0	2	0	0	0	

Official Basketball Box Score -- Game Totals -- Final Statistics
South Carolina State vs Miami
12-06-16 7:02 PM at Watson Center | Coral Gables, Fla.

South Carolina State 46 • 2-6

#	Player	Total		3-Pr		Rebounds		PF	TP	A	TO	Bk	Stl	Min
		FG	FGA	FT	FTA	FG	FGA							
01	STEPHENS, Edward	2-9	1-5	0-0	0	1	1	0	5	1	0	0	0	28
02	RILEY, Tashombe	0-0	0-0	0-0	0	3	4	7	3	13	0	0	0	28
11	POWELL, Rayvon Janai	1-1	1-2	0-0	1	1	0	4	1	2	0	0	0	22
22	EAVES, Eric	6-12	2-5	0-0	1	2	3	0	14	1	3	1	27	
24	KINARD, Jan	1-6	0-1	0-0	2	2	4	2	0	0	0	0	12	
31	JONES, Earnest	0-8	0-1	1-2	1	2	1	1	1	0	0	0	18	
03	MORTIMER, Greg	2-7	0-1	4-4	0	2	2	1	8	1	0	2	27	
05	FIELDS, Ozante	0-4	0-0	0-0	1	2	3	2	0	1	1	0	15	
10	RICHARDSON, James	0-4	0-1	0-0	0	0	0	0	0	0	0	0	1	
12	CLEMENT, Tank	0-0	0-0	0-0	0	0	0	0	0	0	0	0	1	
30	BOTTENBERG, David	0-0	0-0	0-0	1	1	1	0	0	0	0	1	9	
35	APPLEWHITE, Davani	0-1	0-0	0-0	1	1	0	0	1	0	0	0	12	
Team		0-0	0-0	0-0	5	6	1	0	2	1	0	0	0	0
Totals		18-62	4-14	6-8	13	18	31	14	46	6	10	2	5	200

FG % 1st Half: 6-27 22.2% 2nd Half: 12-35 34.3% Game: 18-62 29.0%
 3FG % 1st Half: 2-5 40.0% 2nd Half: 2-9 22.2% Game: 4-14 28.6%
 FT % 1st Half: 0-0 0.0% 2nd Half: 6-8 75.0% Game: 6-8 75.0%

Miami 21 • 1-2

#	Player	Total		3-Pr		Rebounds		PF	TP	A	TO	Bk	Stl	Min
		FG	FGA	FT	FTA	FG	FGA							
00	Ja'Quan Newton	4-7	1-2	2-2	0	1	1	1	1	1	1	0	0	24
01	Davon Reed	4-8	3-5	0-0	1	5	6	0	15	6	3	1	3	30
11	Bruce Brown	5-11	0-3	1-2	3	8	11	3	11	2	0	2	0	30
20	Dewan Huell	2-2	0-0	1-2	0	3	3	5	0	2	1	0	1	18
21	Kamari Murphy	4-4	0-0	0-2	3	6	0	8	0	1	0	0	0	20
02	Mike Robinson	0-2	0-1	1-0	1	1	1	1	0	2	1	0	1	23
03	Anthony Lawrence	1-4	1-3	2-2	1	6	7	2	5	1	0	1	0	23
04	DI Vasiljevic	0-4	0-0	0-0	2	2	1	2	1	2	0	0	0	7
14	Rodney Miller	0-0	0-0	0-0	2	2	0	0	0	1	0	0	0	7
15	Ebuka Izundu	4-7	0-0	1-2	2	1	3	0	9	0	1	0	0	17
33	Chris Stowell	0-0	0-0	0-0	2	2	0	0	0	0	0	0	0	3
Team		0-0	0-0	0-0	2	2	0	0	0	0	0	0	0	0
Totals		31-58	10-25	10-16	13	32	45	12	82	24	12	7	6	200

FG % 1st Half: 17-30 56.7% 2nd Half: 14-28 50.0% Game: 31-58 53.4%
 3FG % 1st Half: 5-11 45.5% 2nd Half: 5-12 41.7% Game: 10-25 40.0%
 FT % 1st Half: 9-10 90.0% 2nd Half: 10-12 83.3% Game: 19-22 86.4%

Score by periods

1st	2nd	Total
14	32	46
4	20	24

Points in the Paint: 21 (SCS) vs 15 (MIAMI)
 In Off 2nd Fast: 36 11 13 13 32
 Turnovers: 15 (SCS) vs 11 (MIAMI)
 Bench: 8 (SCS) vs 11 (MIAMI)

Officials: Tony Greene, Sean Hull, Raymond Styons Jr.
 Technical Fouls: South Carolina State-RICHARDSON, James; Miami-None.
 Attendance: 6419

Last FG - SCSUM 2nd-00:50, UM 2nd-02:59.
 Largest Lead - SCSUM None, UM by 39 2nd-02:59.
 SCSUM led for 00:00, UM led for 00:14, Game was tied for 00:46.

Score tied - 0 times.
 Lead changed - 0 times.

Official Basketball Box Score -- Game Totals -- Final Statistics
Florida Atlantic vs Miami
12-16-16 7 p.m. at Watson Center | Coral Gables, Fla.

Florida Atlantic 56 • 3-6

#	Player	Total		3-Pr		Rebounds		PF	TP	A	TO	Bk	Stl	Min
		FG	FGA	FT	FTA	FG	FGA							
01	Cyfla, Jearnal	0-4	0-1	3-4	0	3	3	1	3	0	2	0	0	24
10	Rutherford, Nick	0-4	0-1	3-4	1	3	3	1	3	0	2	0	0	26
11	Boeker, Frank	2-7	1-4	2-2	0	1	3	7	0	0	0	0	0	19
15	Ingram, Jaiquan	2-6	0-1	0-0	0	0	0	4	4	0	1	0	1	16
33	Dolph, Ronald	4-9	0-0	1-1	1	6	7	2	9	0	1	0	28	
05	File, Adonis	3-9	1-4	4-4	0	0	0	1	11	0	2	0	0	23
02	Massey, Justin	0-2	0-1	0-0	0	1	0	0	1	0	1	0	1	12
05	Pfeifer, William	1-2	0-0	0-0	2	2	4	2	0	0	1	0	1	18
13	Neely, Marcus	2-7	0-1	2-2	4	6	2	12	1	2	0	1	21	
14	Troustman, Gerardius	5-7	1-4	0-0	0	1	1	5	1	0	0	0	13	
Team		0-0	0-0	0-0	3	2	5	0	0	0	0	0	0	0
Totals		19-57	3-17	15-18	9	20	29	19	56	7	9	3	4	200

FG % 1st Half: 6-25 24.0% 2nd Half: 13-32 40.6% Game: 19-57 33.3%
 3FG % 1st Half: 1-7 14.3% 2nd Half: 2-10 20.0% Game: 3-17 17.6%
 FT % 1st Half: 11-13 84.6% 2nd Half: 4-8 80.0% Game: 15-18 83.3%

Miami 76 • 8-2

#	Player	Total		3-Pr		Rebounds		PF	TP	A	TO	Bk	Stl	Min
		FG	FGA	FT	FTA	FG	FGA							
00	Ja'Quan Newton	4-7	0-1	2-2	0	6	6	2	8	1	0	1	0	23
01	Davon Reed	4-10	0-9	6-8	2	6	8	2	14	6	2	0	2	38
11	Bruce Brown	4-11	0-3	6-8	2	6	8	2	14	6	2	0	2	38
20	Dewan Huell	4-10	0-0	1-2	4	6	10	2	9	0	1	1	24	
21	Kamari Murphy	4-5	0-1	1-3	7	10	3	7	1	1	0	0	23	
03	Anthony Lawrence	4-5	3-3	2-4	3	6	3	10	1	1	0	1	23	
04	DI Vasiljevic	1-4	0-3	0-0	1	2	2	0	1	0	1	0	26	
14	Rodney Miller	0-0	0-0	0-0	1	2	2	0	0	0	0	0	7	
15	Ebuka Izundu	0-0	0-0	2-2	1	2	4	2	0	0	1	0	6	
Team		0-0	0-0	2-2	4	4	0	0	0	0	0	0	0	0
Totals		25-55	8-19	18-27	16	32	48	18	76	13	12	3	7	200

FG % 1st Half: 12-26 46.2% 2nd Half: 13-29 45.0% Game: 25-55 45.5%
 3FG % 1st Half: 5-11 45.5% 2nd Half: 8-18 44.4% Game: 13-29 47.6%
 FT % 1st Half: 10-12 83.3% 2nd Half: 8-15 53.3% Game: 18-27 66.7%

Score by periods

1st	2nd	Total
24	32	56
39	37	76

Points in the Paint: 24 (FLORIDA ATLANTIC) vs 37 (MIAMI)
 In Off 2nd Fast: 19 15 11 11 37
 Turnovers: 10 (FLORIDA ATLANTIC) vs 14 (MIAMI)
 Bench: 10 (FLORIDA ATLANTIC) vs 17 (MIAMI)

Officials: James Luckas, Mike Stuart, Bert Smith
 Technical Fouls: Florida Atlantic-NONE; Miami-NONE.
 Attendance: 6857

Last FG - FLA 2nd-00:45, UM 2nd-00:50.
 Largest Lead - FLA by 2:16-16:15, UM by 25 2nd-03:30.
 FLA led for 01:39, UM led for 35:21. Game was tied for 03:00.

Score tied - 1 time.
 Lead changed - 4 times.

Official Basketball Box Score -- Game Totals -- Final Statistics
Columbia vs Miami
12-28-16 7 p.m. at Watson Center | Coral Gables, Fla.

Columbia 67 • 4-6

#	Player	Total		3-Pr		Rebounds		PF	TP	A	TO	Bk	Stl	Min
		FG	FGA	FT	FTA	FG	FGA							
01	Coby, Jeff	5-11	0-0	3-3	1	3	4	2	13	0	2	0	2	24
33	Petraskis, Luke	6-10	2-4	2-2	0	5	2	16	1	0	1	0	1	34
11	Smith, Mike	5-9	0-1	2-2	0	1	4	12	5	0	0	0	21	
20	Killingworth, Jake	2-5	1-2	0-0	1	1	1	5	2	0	0	0	19	
22	Hickman, Nate	0-4	0-0	3-4	0	1	3	3	2	0	0	0	20	
02	Panayiotou, Andrew	1-1	0-0	0-0	0	2	2	0	2	0	0	0	4	
03	Tape, Patrick	3-3	0-0	1-1	2	2	4	6	0	2	0	0	9	
04	Hunter, Rodney	0-4	0-0	1-4	1	1	1	0	27	1	1	0	27	
05	Davis, CJ	1-3	0-0	0-0	2	2	1	3	0	3	14	0	14	
10	Adesh, Quinter	1-3	1-3	0-0	0	0	0	3	3	2	0	1	15	
33	McComber, Chris	0-1	0-0	0-0	0	0	1	1	0	2	0	0	15	
02	Voss, Connor	0-1	0-0	0-0	1	1	0	0	1	1	0	0	4	
Team		0-0	0-0	0-0	2	2	0	0	0	0	0	0	0	0
Totals		26-55	4-11	11-16	4	20	24	19	67	18	16	1	9	200

FG % 1st Half: 13-27 48.1% 2nd Half: 13-28 46.4% Game: 26-55 47.3%
 3FG % 1st Half: 6-11 54.5% 2nd Half: 7-11 63.6% Game: 13-22 59.1%
 FT % 1st Half: 2-5 40.0% 2nd Half: 9-11 81.8% Game: 11-16 68.8%

Score by periods

1st	2nd	Total
14	32	46
4	20	24

Points in the Paint: 21 (COLUMBIA) vs 36 (MIAMI)
 In Off 2nd Fast: 36 11 13 13 32
 Turnovers: 15 (COLUMBIA) vs 11 (MIAMI)
 Bench: 8 (COLUMBIA) vs 11 (MIAMI)

Officials: Raymond Styons Jr., Ted Valentine, AJ Desai
 Technical Fouls: Columbia-NONE; Miami-NONE.
 Attendance: 7045

Last FG - COL 2nd-02:22, UM 2nd-00:40.
 Largest Lead - COL by 3:18-14:47, UM by 21 1st-10:27.
 COL led for 00:39, UM led for 37:48. Game was tied for 01:13.

Score tied - 0 times.
 Lead changed - 1 time.

Official Basketball Box Score -- Game Totals -- Final Statistics
NC State vs Miami
12-31-16 4:35 p.m. at Watson Center | Coral Gables, Fla.

NC State 63 • 11-3 (0-1)

#	Player	Total		3-Pr		Rebounds		PF	TP	A	TO	Bk	Stl	Min
		FG	FGA	FT	FTA	FG	FGA							
00	ABU-ABDUL-MALIK	4-10	0-0	3-4	6	9	2	11	2	0	0	0	31	
02	DORR, TORIN	2-6	2-3	1-2	1	2	3	0	7	3	0	0	26	
03	HENDERSON, TERRY	2-6	2-6	2-2	0	5	5	8	1	2	0	0		



Official Basketball Box Score -- Game Totals -- Final Statistics
Miami vs Duke
01-21-17 8:20 p.m. at Cameron Indoor Stadium (Durham, N.C.)

Miami 58 • 12-6, 2-4

#	Player	Total		3-Ptr		Rebounds		PF	TP	A	TO	Bk	Stl	Min
		FG	FGA	FG	FGA	FT	FTA							
25	Dewan Huell	1	3-5	0-0	1-3	3	0	3	3	7	0	3	0	26
21	Kamari Murphy	1	2-7	0-0	0-1	7	8	15	2	4	1	3	2	27
00	Ja'Quan Newton	0	5-13	0-1	3-6	0	3	3	13	1	4	0	1	33
05	Davon Reed	0	6-13	5-8	2-2	0	4	2	19	1	4	0	3	40-
11	Bruce Brown	0	6-10	2-3	1-1	0	5	5	15	6	1	1	2	38
02	Mike Robinson	0	0-0	0-0	0-0	0	0	0	0	0	0	0	0	0+
03	Anthony Lawrence	0	0-3	0-2	0-0	0	0	4	0	0	0	0	0	14
04	DJ Vasiljevic	0	2-2	0-0	0-0	1	1	1	0	0	1	0	0	8
15	Ebuka Izundu	0	0-0	0-0	0-0	1	1	2	1	0	1	1	0	14
35	Chris Stowell	0	0-0	0-0	0-0	0	0	0	0	0	0	0	0	0+
	Team					1	2	3			1			
	Totals		22-55	7-16	7-15	12	24	36	18	58	10	18	3	6 200

FG % 1st Half: 14-32 43.8% 2nd half: 8-23 34.8% Game: 22-55 40.0% Deaball
 3FG % 1st Half: 6-12 50.0% 2nd half: 1-4 25.0% Game: 7-16 43.8% Rebounds
 FT % 1st Half: 2-8 25.0% 2nd half: 5-7 71.4% Game: 7-15 46.7%

Duke 70 • 15-4, 3-3

#	Player	Total		3-Ptr		Rebounds		PF	TP	A	TO	Bk	Stl	Min
		FG	FGA	FG	FGA	FT	FTA							
00	Jayson Tatum	1	4-9	1-4	5-6	0	3	5	14	1	3	1	0	25
01	Harry Giles	1	1-2	0-0	0-0	1	2	3	2	0	0	0	0	8
21	Amalie Jefferson	1	1-4	0-0	3-6	1	11	12	1	5	1	0	2	34
03	Grayson Allen	0	2-9	0-3	3-4	0	2	2	1	7	2	2	0	28
05	Luke Kennard	0	3-8	1-3	4-4	1	4	5	3	11	1	1	0	29
13	Matt Jones	0	5-7	3-5	0-0	0	2	2	13	0	2	0	3	29
15	Frank Jackson	0	4-7	0-1	2-3	0	1	1	3	10	4	0	0	24
20	Marques Bolden	0	4-6	0-0	0-0	3	1	4	1	8	0	1	0	23
	Team					1	2							
	Totals		24-52	5-16	17-23	7	27	34	19	70	9	10	2	9 200

FG % 1st Half: 8-28 28.6% 2nd half: 16-24 66.7% Game: 24-52 46.2% Deaball
 3FG % 1st Half: 0-8 0.0% 2nd half: 5-8 62.5% Game: 5-16 31.3% Rebounds
 FT % 1st Half: 9-12 75.0% 2nd half: 8-11 72.7% Game: 17-23 73.9%

Officials: Les Jones, Brian Dorsey, Tim Clougherty
 Technical fouls: Miami-None, Duke-None.
 Attendance: 9314

DU - Tatum fouled out at 1:05 in 2nd

Score by periods	1st		2nd		Total
	1st	2nd	1st	2nd	
Miami	36	22	58		
Duke	25	45	70		

Last FG - UM 2nd-00:27, DU 2nd-02:34.
 Largest lead - UM by 12 1st-02:26, DU by 21 2nd-05:14.
 UM led for 20:53, DU led for 16:07. Game was tied for 00:00.

Official Basketball Box Score -- Game Totals -- Final Statistics
Boston College vs Miami
01-25-17 9 p.m. at Watson Center | Coral Gables, Fla.

Boston College 77 • 9-12 (2-6)

#	Player	Total		3-Ptr		Rebounds		PF	TP	A	TO	Bk	Stl	Min
		FG	FGA	FG	FGA	FT	FTA							
02	Tava, Connor	1	2-4	0-2	0-0	0	2	2	5	4	3	1	0	1
11	Turner, AJ	1	6-11	3-6	0-0	1	3	4	1	15	2	0	0	1
15	Jeffers, Mo	1	4-8	0-0	1-2	4	5	9	2	9	1	1	1	25
00	Bowman, Ky	0	3-8	2-4	2-4	0	6	6	4	10	3	3	0	1
01	Robinson, Jerome	0	9-18	2-6	7-9	0	3	3	27	6	4	0	1	35
21	Popovic, Nik	0	3-6	0-0	0-0	0	2	2	2	6	0	0	0	13
25	Chatman, Jordan	0	2-7	2-5	0-0	1	3	4	1	6	1	3	1	4
	Team					3	0	3						
	Totals		29-62	9-23	10-15	9	24	33	18	77	16	12	2	9 200

FG % 1st Half: 9-29 31.0% 2nd half: 20-33 60.6% Game: 29-62 46.8% Deaball
 3FG % 1st Half: 2-10 20.0% 2nd half: 7-13 53.8% Game: 9-23 39.1% Rebounds
 FT % 1st Half: 2-4 50.0% 2nd half: 8-11 72.7% Game: 10-15 66.7%

Miami 78 • 13-6 (3-4)

#	Player	Total		3-Ptr		Rebounds		PF	TP	A	TO	Bk	Stl	Min
		FG	FGA	FG	FGA	FT	FTA							
21	Kamari Murphy	1	2-5	0-0	4-4	1	6	7	3	8	0	2	1	1
00	Ja'Quan Newton	0	8-13	0-1	7-7	1	4	5	1	23	2	5	0	32
03	Anthony Lawrence	0	2-5	2-4	1-2	1	5	6	1	7	1	3	0	30
05	Davon Reed	0	6-10	2-5	3-3	1	2	3	4	17	4	4	3	1
11	Bruce Brown	0	4-8	1-2	3-7	0	6	6	2	12	4	0	1	25
04	DJ Vasiljevic	0	1-6	1-6	0-0	0	1	1	0	3	0	0	0	16
15	Ebuka Izundu	0	2-0	0-0	0-0	0	2	2	0	0	0	0	0	6
20	Dewan Huell	0	4-5	0-0	0-1	2	1	3	2	8	1	1	0	11
	Team					1	2							
	Totals		27-54	6-18	18-24	7	28	35	15	78	12	15	5	7 200

FG % 1st Half: 12-25 48.0% 2nd half: 15-29 51.7% Game: 27-54 50.0% Deaball
 3FG % 1st Half: 4-9 44.4% 2nd half: 2-9 22.2% Game: 6-18 33.3% Rebounds
 FT % 1st Half: 2-5 40.0% 2nd half: 16-19 84.2% Game: 18-24 75.0%

Officials: Mike Eades, Tim Nestor, Roger Ayers
 Technical fouls: Boston College-None, Miami-None.
 Attendance: 7139

Score by periods	1st		2nd		Total
	1st	2nd	1st	2nd	
Boston College	22	55	77		
Miami	30	48	78		

Last FG - BC 2nd-00:01, UM 2nd-05:08.
 Largest lead - BC by 3 1st-19:45, UM by 17 2nd-08:52.
 BC led for 00:15, UM led for 38:32. Game was tied for 00:45.

Official Basketball Box Score -- Game Totals -- Final Statistics
North Carolina vs Miami
01-28-17 1:07 p.m. at Watson Center | Coral Gables, Fla.

North Carolina 62 • 19-4 (7-2)

#	Player	Total		3-Ptr		Rebounds		PF	TP	A	TO	Bk	Stl	Min
		FG	FGA	FG	FGA	FT	FTA							
03	Meeks, Kennedy	1	1-3	0-0	3-4	2	4	6	2	5	0	0	0	19
04	Hicks, Isaiah	1	3-6	0-0	1-2	0	6	6	3	7	1	2	2	23
44	Jackson, Justin	1	7-16	4-10	3-4	1	0	1	1	21	0	4	0	33
02	Berry II, Joel	0	0-8	0-4	2-2	0	1	1	3	2	4	2	0	1
24	Williams, Kenny	0	1-8	0-5	0-0	1	2	3	1	2	1	0	0	24
00	Britt, Nate	0	3-4	2-3	2-2	0	2	2	5	10	3	2	0	22
05	Bradley, Tony	0	3-7	0-0	1-1	3	3	6	4	6	1	1	0	16
11	Rush, Shea	0	0-0	0-0	0-0	0	0	0	0	0	0	0	0	0+
13	Coker, Kanler	0	0-0	0-0	0-0	0	0	0	0	0	0	0	0	0+
14	Robinson, Brandon	0	1-2	1-2	2-2	0	1	1	2	5	0	0	0	12
21	Woods, Seventh	0	0-1	0-0	0-0	0	3	3	0	1	2	1	0	11
25	Rohlfman, Aaron	0	0-0	0-0	0-0	0	0	0	0	0	0	0	0	0+
30	White, Stilian	0	0-0	0-0	0-0	0	0	0	0	0	0	0	0	0+
32	Maye, Luke	0	2-5	0-0	0-0	1	1	2	1	4	1	0	0	0
	Team					4	1	5						
	Totals		21-60	7-24	13-19	12	24	36	25	62	12	14	3	2 200

FG % 1st Half: 6-29 20.7% 2nd half: 15-31 48.4% Game: 21-60 35.0% Deaball
 3FG % 1st Half: 2-9 22.2% 2nd half: 5-15 33.3% Game: 7-24 29.2% Rebounds
 FT % 1st Half: 8-8 100.0% 2nd half: 5-11 45.5% Game: 13-19 68.4%

Miami 77 • 14-6 (4-4)

#	Player	Total		3-Ptr		Rebounds		PF	TP	A	TO	Bk	Stl	Min
		FG	FGA	FG	FGA	FT	FTA							
21	Kamari Murphy	1	2-5	0-0	0-0	4	5	9	4	4	0	1	1	0
00	Ja'Quan Newton	0	6-14	0-2	6-6	1	6	7	4	18	3	2	0	1
03	Anthony Lawrence	0	1-5	1-4	0-0	0	4	4	3	4	1	1	0	31
05	Davon Reed	0	3-12	1-4	7-9	2	5	7	3	14	2	1	0	1
11	Bruce Brown	0	8-11	4-6	10-13	1	3	4	30	5	4	2	2	34
02	Mike Robinson	0	0-0	0-0	0-0	0	0	0	1	0	0	0	0	0+
04	DJ Vasiljevic	0	1-5	1-4	0-0	0	1	1	0	3	0	0	0	0
15	Ebuka Izundu	0	0-1	0-0	0-0	0	3	3	2	0	0	0	0	8
20	Dewan Huell	0	2-3	0-0	1-2	1	1	1	5	0	1	0	1	19
35	Chris Stowell													



2016-17 MIAMI HURRICANES



0

JA'QUAN NEWTON

Jr. | G | 6-2 | 187
Philadelphia, Pa.
Neumann-Goretti HS



2

MIKE ROBINSON


So. | G | 5-10 | 170
New Britain, Conn.
New Britain HS



3

ANTHONY LAWRENCE, JR.

So. | G | 6-7 | 210
St. Petersburg, Fla.
Lakewood Senior HS



4

DEJAN "DJ" VASILJEVIC

Fr. | G | 6-3 | 198
Melbourne, Australia
Australian Institute of Sport



5

DAVON REED

Sr. | G | 6-6 | 220
Ewing, N.J.
Princeton Day School



11

BRUCE BROWN

Fr. | G | 6-5 | 190
Boston, Mass.
Vermont Academy



14

RODNEY MILLER, JR.


Fr. | C | 7-0 | 258
Laurelton, N.Y.
Oak Hill Academy



15

EBUKA IZUNDU

So. | C | 6-10 | 231
Charlotte, N.C. | Nigeria
Victory Christian Center



20

DEWAN HUELL

Fr. | F | 6-11 | 220
Miami, Fla.
Miami Norland HS



21

KAMARI MURPHY

RSr. | F | 6-8 | 220
Brooklyn, N.Y.
Oklahoma State | IMG | Lincoln HS



32

SAM WAARDENBURG

Fr. | F | 6-9 | 205
Henderson, New Zealand
Rangitoto College HS



35

CHRIS STOWELL

Jr. | F | 6-6 | 208
Exeter, N.H.
Tilton School | Exeter



JIM LARRAÑAGA

Head Coach




CHRIS CAPUTO

Associate Head Coach




JAMAL BRUNT

Assistant Coach




ADAM FISHER

Assistant Coach



JAMES JOHNSON

Director of Operations



11 BRUCE BROWN

Fr. | 6-5 | 190 | Guard
Boston, Mass. | Vermont Academy

As a freshman, recorded Miami's second triple double in program history with 11 points, 11 rebounds and 10 assists against SC State on Dec. 6, 2016.

ACC Rookie of the Week - Dec. 12, 2016

2016 Jordan Brand Classic All-American

- Playing both point guard and two guard at Miami.
- Feisty defender. Competitive mentality. Active rebounder from the guard position.
- Offensively can get past defenders and finish at the rim.
- Boasts a 6-8 wingspan.
- Bench: 275 lbs. Added 50 lbs on bench since arrival at UM in July 2016.
- Increased 185 bench from eight reps to 16 from July to October 2016.
- Vertical: 42-inches, on 3-step approach.
- Five-star shooting guard at Vermont Academy in Saxton's River, Vt. Played at Vermont Academy two seasons.
- Ranked No. 30 by ESPN, No. 44 per Scout and No. 49 by Rivals.
- Won 2016 New England Prep School Basketball Class AA State Tournament.
- Named 2016 NEPSAC Tournament MVP ... First Team All-NEPSAC.
- Nike Basketball Academy, the NBPA Top 100 Camp and Nike Elite 100.
- Second Team All-EYBL performer playing for Boston Amateur Basketball Club ... With BABC at the Peach Jam in 2015, averaged 15.6 points, 5.6 rebounds, 2.0 steals, 1.8 assists and 1.4 blocks per game.
- Multi-sport athlete at Wakefield High School two years ... Played wide receiver and strong safety on the football team ... Also played baseball and JV soccer.
- Born Aug. 15, 1996 in Boston. Son of Roberta Brown and Bruce Brown. Brother to 10 siblings. Cousin of Jalen Adams (UConn).
- Started playing basketball at age six, first dunk was in eighth grade.
- Recorded Miami's second triple double in program history with 11 points, 11 rebounds and 10 assists against SC State on Dec. 6, 2016, the same day his uncle passed away and the team played the game "for Bruce's uncle".
- Favorites: Athlete: Russell Westbrook. Athlete in another sport: Neymar. Pro sports team: Patriots. Meal: Fried chicken / mac & cheese. Midnight snack: Zebra cakes. Video game: FIFA. Ice Cream: Vanilla. Cereal: Frosted Cheerios. Movie: Friday. TV Show: SportsCenter.
- When I played ball as a kid, I pretended I was: Rajon Rondo. When I was little, I wanted to be a: Police officer.

TRIPLE-DOUBLES			
Opposition	P	R	A
SC State	11	11	10
DOUBLE-DOUBLES			
Opposition	P	R	
SC State	11	11	
George Washington	14	12	

BROWN HIGHS

Points

Season: 30, vs. North Carolina, 1/28/17

ACC: 30, vs. North Carolina, 1/28/17

Rebounds

Season: 12, vs. Geo. Washington, 12/22/16

ACC: 9, vs. Notre Dame, 1/12/17

Assists

Season: 10, vs. SC State, 12/6/16

ACC: 6, at Duke, 1/21/17

Steals

Season: 3 (4x) last vs. NC State, 12/31/16

ACC: 3, vs. NC State, 12/31/16

Blocked Shots

Season: 3 (2x) last vs. Notre Dame, 1/12/17

ACC: 3, vs. Notre Dame, 1/12/17

Field Goals

Season: 8, vs. North Carolina, 1/28/17

ACC: 8, vs. North Carolina, 1/28/17

Field Goal Attempts

Season: 13 (2x) last at Pitt, 1/14/17

ACC: 13, at Pitt, 1/14/17

Free Throws

Season: 10, vs. North Carolina, 1/28/17

ACC: 10, vs. North Carolina, 1/28/17

Free Throw Attempts

Season: 13, vs. North Carolina, 1/28/17

ACC: 13, vs. North Carolina, 1/28/17

3-Point Field Goals

Season: 4, vs. North Carolina, 1/28/17

ACC: 4, vs. North Carolina, 1/28/17

3-Point Field Goal Attempts

Season: 6, vs. North Carolina, 1/28/17

ACC: 6, vs. North Carolina, 1/28/17

Minutes

Season: 38 (2x) last at Duke, 1/21/17


ACC: 38, at Duke, 1/21/17

BROWN CAREER STATISTICS

Season	GP	GS	Min.	Avg.	3-Point			Free Throws			Rebounds				Scoring										
					FG	FGA	Pct.	FT	FTA	Pct.	Off.	Def.	Tot.	Avg.	PF	FO	Ast.	TO	Blk	Stl	Pts.	Avg.			
2016-17	20	16	613	30.7	84	173	.486	23	55	.418	51	74	.689	35	100	135	6.8	47	1	65	38	14	33	242	12.1

BROWN 2016-17

Opponent	Date	GS	TOTAL				3-PTS			FREE THROWS			REBOUNDS				PF	FO	A	TO	Blk	Stl	Pts	Avg
			Min	FG	FGA	Pct	3FG	FGA	Pct	FT	FTA	Pct	Off	Def	Tot	Avg								
W Carolina	11-11-16		25	2	8	.250	0	2	.000	3	6	.500	1	7	8	8.0	0	0	5	1	1	0	7	7.0
at North Florida	11-16-16		25	3	7	.429	0	1	.000	1	2	.500	2	4	6	7.0	1	0	2	0	0	2	7	7.0
Penn	11-19-16	*	27	6	10	.600	1	3	.333	2	2	1.000	2	3	5	6.3	2	0	1	1	3	3	15	9.7
vs Stanford	11-24-16		22	3	8	.375	0	2	.000	4	6	.667	2	4	6	6.3	3	0	2	0	0	1	10	9.8
vs Iowa State	11-25-16		21	1	5	.200	0	2	.000	0	0	.000	2	5	7	6.4	5	1	2	4	0	1	2	8.2
vs Florida	11-27-16	*	35	6	13	.462	2	4	.500	1	2	.500	3	1	4	6.0	3	0	1	2	0	2	15	9.3
RUTGERS	11-30-16	*	28	4	6	.667	0	1	.000	3	3	1.000	2	7	9	6.4	3	0	2	5	0	0	11	9.6
vs Wofford	12-03-16	*	37	3	4	.750	2	3	.667	4	4	1.000	2	3	5	6.3	1	0	1	2	0	3	12	9.9
SC STATE	12-06-16	*	30	5	11	.455	0	3	.000	1	2	.500	3	8	11	6.8	3	0	10	2	0	2	11	10.0
FAU	12-16-16	*	38	4	11	.364	0	3	.000	6	8	.750	2	6	8	6.9	2	0	6	2	0	2	14	10.4
GEO. WASH.	12-22-16	*	33	3	9	.333	2	2	1.000	6	6	1.000	2	10	12	7.4	1	0	2	0	0	0	14	10.7
COLUMBIA	12-28-16	*	33	3	7	.429	1	3	.333	1	2	.500	0	6	6	7.3	3	0	5	3	1	3	8	10.5
NC STATE	12-31-16	*	26	7	11	.636	1	2	.500	2	4	.500	3	5	8	7.3	4	0	4	2	1	3	17	11.0
at Syracuse	01-04-17	*	33	3	8	.375	2	4	.500	1	2	.500	4	3	7	7.3	2	0	2	2	0	1	9	10.9
NOTRE DAME	01-12-17	*	30	2	6	.333	2	3	.667	1	3	.333	2	7	9	7.4	1	0	1	4	3	1	7	10.6
at Pitt	01-14-17	*	32	7	13	.538	3	5	.600	0	0	.000	2	4	6	7.3	3	0	3	3	1	2	17	11.0
at Wake Forest	01-18-17	*	31	4	7	.571	0	1	.000	1	1	1.000	0	3	3	7.1	4	0	1	0	0	1	9	10.9
at Duke	01-21-17	*	38	6	10	.600	2	3	.667	1	1	1.000	0	5	5	6.9	2	0	6	1	1	2	15	11.1
BOSTON COLLEGE	01-25-17	*	35	4	8	.500	1	2	.500	3	7	.429	0	6	6	6.9	2	0	4	0	1	2	12	11.2
NORTH CAROLINA	01-28-17	*	34	8	11	.727	4	6	.667	10	13	.769	1	3	4	6.8	2	0	5	4	2	2	30	12.1



20 DEWAN HUELL

Fr. | 6-11 | 220 | Forward
Miami, Fla. | Miami Norland HS

2016 McDonald's All-American

- Name is pronounced Duh-wan Hue-ull
- Five-star, top-25 power forward from local Norland High in Miami, Fla.
- Explosive player with ability to dunk in traffic.
- Good touch around the rim, developing baby hook shot.
- Elevates above the defense to score.
- Weighed 214 lbs in July 2016, up to 227 lbs by October.
- Never lifted weights before coming to UM.
- Ranked the No. 21 player by ESPN, No. 23 by Rivals and No. 25 by Scout.
- Named top player in the state of Florida by Scout. Second in the state by ESPN and Rivals.
- Nike Elite 100, LeBron James Skills Academy, adidas Nations Atlanta, adidas Nations California, Elite 24 all-star game, UA All-America Camp and the NBPA Top 100 Camp. adidas US select U-18 team at adidas Eurocamp in Treviso, Italy.
- Played AAU ball for Team Breakdown.
- Led the Norland Vikings to three state championships.
- *Miami Herald* Class 9A-6A Male Athlete of the Year. Two-time *Miami Herald* Class 8A-6A Boy's Basketball Player of the Year.
- Averaged 16.5 points, 8.7 rebounds and 1.8 blocks per game as a senior. Posted 19.2 points and 9.1 rebounds as a junior, 10.9 ppg, 7.9 rpg as a sophomore and 4.8 ppg and 3.7 rpg as a freshman at Norland.
- Also was on the track team where he participated in the 800 meter run and the high jump.
- Chose hometown Miami over offers from Kansas, North Carolina, Florida State, Florida and Louisville.
- Nickname is Stretch.
- Born Dec. 9, 1996 in Miami. Son of Christina Fernandez. Brother to six siblings: Three brothers – Dewell, Dewanis and Dylan (deceased); Three sisters – Deanna, Charese and Brittany. Cousin to former Canes football player Duke Johnson.
- Majoring in sports management.

- Favorites: Athlete: LeBron James. Athlete in another sport: Floyd Mayweather. Song right now: Pray for 'em – Meek Mills. Pro sports team: Heat. Meal: Mom's lasagna. Midnight snack: Gushers. Ice Cream: Cookies and cream. Cereal: Fruit Loops. Movie: The Purge 3. TV Shows: Ballers, Power, Survivor's Remorse. Musical Artist: G Herbo.
- When I played ball as a kid, I pretended I was: LeBron. When I was little, I wanted to be: The President or an astronaut. Now my dream job is: Coach.

HUELL HIGHS

Points

Season: 15, at North Florida, 11/16/16

ACC: 9, at Wake Forest, 1/18/17

Rebounds

Season: 10, vs. FAU, 12/16/16

ACC: 8, at Wake Forest, 1/18/17

Assists

Season: 1 (5x) last vs. Boston College, 1/25/17

ACC: 1 (3x) last vs. Boston College, 1/25/17

Steals

Season: 2, vs. Rutgers, 11/30/16

ACC: 1 (5x) last vs. North Carolina, 1/28/17

Blocked Shots

Season: 2 (3x) last at Pitt, 1/14/17

ACC: 2, at Pitt, 1/14/17

Field Goals

Season: 6 (2x) last vs. Rutgers, 11/30/16

ACC: 4, vs. Boston College, 1/25/17

Field Goal Attempts

Season: 14, vs. Rutgers, 11/30/16

ACC: 9, at Wake Forest, 1/18/17

Free Throws

Season: 3 (3x) last at Wake Forest, 1/18/17

ACC: 3, at Wake Forest, 1/18/17

Free Throw Attempts

Season: 4, at Wake Forest, 1/18/17

ACC: 4, at Wake Forest, 1/18/17

3-Point Field Goals

Season: --

ACC: --

3-Point Field Goal Attempts

Season: --

ACC: 1, vs. NC State, 12/31/16

Minutes

Season: 26, at Duke, 1/21/17

ACC: 26, at Duke, 1/21/17

HUELL CAREER STATISTICS

Season	GP	GS	Min.	Avg. FG	FGA	Pct.	3-Point			Free Throws			Rebounds				Scoring								
							FG	FGA	Pct.	FT	FTA	Pct.	Off.	Def.	Tot.	Avg.	PF	FO	Ast.	TO	Blk	Stl	Pts.	Avg.	
2016-17	20	12	393	19.7	57	109	.523	0	1	.000	20	30	.667	36	43	79	4.0	42	0	5	19	14	10	134	6.7

HUELL 2016-17

Opponent	Date	TOTAL					3-PTS			FREE THROWS			REBOUNDS				PF	FO	A	TO	Blk	Stl	Pts	Avg
		GS	Min	FG	FGA	Pct	3FG	FGA	Pct	FT	FTA	Pct	Off	Def	Tot	Avg								
W Carolina	11-11-16		25	5	9	.556	0	0	.000	3	3	1.000	2	5	7	7.0	2	0	1	1	1	0	13	13.0
at North Florida	11-16-16		19	6	9	.667	0	0	.000	3	3	1.000	3	5	8	7.5	4	0	0	0	1	0	15	14.0
Penn	11-19-16		24	5	6	.833	0	0	.000	1	1	1.000	5	0	5	6.7	2	0	0	2	0	0	11	13.0
vs Stanford	11-24-16		19	1	1	1.000	0	0	.000	1	2	.500	1	2	3	5.8	2	0	0	0	0	1	3	10.5
vs Iowa State	11-25-16		24	2	5	.400	0	0	.000	1	2	.500	2	4	6	5.8	4	0	0	1	1	0	5	9.4
vs Florida	11-27-16		22	4	9	.444	0	0	.000	2	2	1.000	3	3	6	5.8	2	0	1	2	1	0	10	9.5
RUTGERS	11-30-16	*	25	6	14	.429	0	0	.000	2	2	1.000	5	2	7	6.0	0	0	0	0	1	2	14	10.1
vs Wofford	12-03-16	*	13	1	3	.333	0	0	.000	0	0	.000	0	1	1	5.4	3	0	0	3	0	0	2	9.1
SC STATE	12-06-16	*	18	2	2	1.000	0	0	.000	1	2	.500	0	3	3	5.1	3	0	0	2	2	1	5	8.7
FAU	12-16-16	*	24	4	10	.400	0	0	.000	1	2	.500	4	6	10	5.6	2	0	0	0	1	1	9	8.7
GEO. WASH.	12-22-16	*	18	1	5	.200	0	0	.000	0	0	.000	0	1	1	5.2	1	0	0	0	1	0	2	8.1
COLUMBIA	12-28-16	*	17	2	2	1.000	0	0	.000	0	0	.000	0	1	1	4.8	3	0	0	1	2	0	4	7.8
NC STATE	12-31-16	*	14	0	3	.000	0	1	.000	0	0	.000	0	0	0	4.5	1	0	1	0	0	1	0	7.2
at Syracuse	01-04-17	*	19	3	5	.600	0	0	.000	0	1	.000	2	1	3	4.4	2	0	1	1	0	1	6	7.1
NOTRE DAME	01-12-17	*	10	1	1	1.000	0	0	.000	0	0	.000	0	0	0	4.1	0	0	0	0	0	0	2	6.7
at Pitt	01-14-17	*	21	2	3	.667	0	0	.000	0	0	.000	1	2	3	4.0	1	0	0	1	2	1	4	6.6
at Wake Forest	01-18-17	*	25	3	9	.333	0	0	.000	3	4	.750	2	6	8	4.2	4	0	0	0	1	0	9	6.7
at Duke	01-21-17	*	26	3	5	.600	0	0	.000	1	3	.333	3	0	3	4.2	3	0	0	3	0	0	7	6.7
BOSTON COLLEGE	01-25-17		11	4	5	.800	0	0	.000	0	1	.000	2	1	3	4.1	2	0	1	1	0	1	8	6.8
NORTH CAROLINA	01-28-17		19	2	3	.667	0	0	.000	1	2	.500	1	0	1	4.0	1	0	0	1	0	1	5	6.7



15 EBUKA IZUNDU

So. | 6-10 | 231 | Center
Charlotte, N.C. | Lagos, Nigeria | Victory Christian Center

- First name Ebuka is pronounced E-boo-kuh. Last name is E-zoon-du.
- Born in Lagos, Nigeria. Speaks African language of Igbo.
- Moved to the United States in 2013, at age 17.
- Grew up playing soccer, then started playing basketball in 2011.
- Long and athletic body.
- Lefty with great touch around the basket.
- Potential to develop into a great ACC post scorer.
- 7-foot, 1-inch wingspan. Weighed 201 lbs as a freshman, weighed 231 in Oct. 2016.
- Benched 185 lbs upon arrival in Sept. 2015, up to 300 lbs in Oct. 2016.
- Increased 185 bench from one rep to 13 reps in one year.
- Six reps of 315 squat in Oct. 2016.
- As a freshman (2015-16) scored in double digits once with 11 points against Mississippi State in the Puerto Rico Classic.
- Signed with Charlotte, then was released from commitment after 49ers coach was let go.
- No. 134 player and No. 19 center in 2015 class by Rivals.com ... No. 70 player, No. 20 power forward and No. 5 player in North Carolina in 2015 class by 247Sports. First-team All-Charlotte Observer.
- Averaged 21.0 points, 15.0 rebounds and 6.0 blocks for Victory Christian Center School as a senior. Averaged 18.0 points, 12.0 rebounds and 6.0 blocks in junior season.
- Played AAU for Charlotte ACES
- In high school also played soccer and ran the 100 and 200 meters in track.
- Born June 28, 1996. Son of Emma and Ifeoma Izundu. One brother: Okwy; Four sisters: Chioma Ojo, Vivian, Chingo and Ifunaya.
- Majoring in sports administration.

- Favorites: Athlete: Kevin Durant. Athlete in another sport: Cristiano Ronaldo. Pro sports team: OKC Thunder. Meal: Rice, Chicken, Sweet plantains. Midnight snack: Chicken wings. Video game: Grand Theft Auto. Class at UM: Dance. Ice Cream: Strawberry. Cereal: Lucky Charms. Movie: Fast & Furious 6. TV Show: Game of Thrones. Musical Artist: Future.
- When I played ball as a kid, I pretended I was: Hakeem Olajuwon. When I was little, I wanted to be a: Soccer player. Now my dream job is: Own my own business.

IZUNDU HIGHS

Points

Season: 14, vs. Western Carolina, 11/11/16
Career: 14, vs. Western Carolina, 11/11/16
ACC: 6 (2x) last at Wake Forest, 1/18/17

Rebounds

Season: 7, vs. NC State, 12/31/16
Career: 7 (2x) last vs. NC State, 12/31/16
ACC: 7, vs. NC State, 12/31/16

Assists

Season: 1 (3x) last at Duke, 1/21/17
Career: 1 (6x) last at Duke, 1/21/17
ACC: 1 (2x) last at Duke, 1/21/17

Steals

Season: 1 (4x) last vs. Columbia, 12/28/16
Career: 1 (6x), vs. Columbia, 12/28/16
ACC: 1 (2x) last at North Carolina, 2/20/16

Blocked Shots

Season: 3 (3x) last vs. Notre Dame, 1/12/17
Career: 3 (3x) last vs. Notre Dame, 1/12/17
ACC: 3, vs. Notre Dame, 1/12/17

Field Goals

Season: 5, vs. Western Carolina, 11/11/16
Career: 5, vs. Western Carolina, 11/11/16
ACC: 3, at Wake Forest, 1/18/17

Field Goal Attempts

Season: 7, vs. SC State, 12/6/16
Career: 7, vs. SC State, 12/6/16
ACC: 4, at Wake Forest, 1/18/17

Free Throws

Season: 4 (2x) last vs. Geo. Wash., 12/22/16
Career: 5, vs. Mississippi State, 11/19
ACC: 4, at North Carolina, 2/20/16

Free Throw Attempts

Season: 5, vs. Geo. Washington, 12/22/16
Career: 7, vs. Mississippi State, 11/19
ACC: 6, at North Carolina, 2/20/16

3-Point Field Goal Attempts

Career: --

Minutes

Season: 20, vs. Geo. Washington, 12/22/16
Career: 20, vs. Geo. Washington, 12/22/16
ACC: 19, vs. NC State, 12/31/16

2015-16			
Opposition	P	R	A
UTRGV	0	0	0
Louisiana	0	0	0
vs. Miss. St.	11	7	0
vs. Utah	4	3	1
vs. Butler	DNP		
Northeastern at Nebraska	DNP		
Charlotte	0	0	1
Florida	0	1	0
Charleston at La Salle	1	0	0
Princeton	6	4	0
Syracuse	DNP		
Florida State	DNP		
at Virginia	DNP		
at Clemson	0	0	0
at Boston College	DNP		
Wake Forest	DNP		
DUKE	DNP		
at NC State	DNP		
Notre Dame	DNP		
at Georgia Tech	DNP		
Pittsburgh	2	0	0
at Florida State	0	0	0
Virginia Tech	0	0	0
at North Carolina	6	2	1
Virginia	DNP		
Louisville	DNP		
at Notre Dame	DNP		
at Virginia Tech	2	0	0
vs. Virginia Tech	DNP		
vs. Buffalo	DNP		
vs. Wichita State	DNP		
vs. Villanova	0	2	0

IZUNDU CAREER STATISTICS

Season	GP	GS	Min.	Avg.	3-Point			Free Throws			Rebounds				Scoring										
					FG	FGA	Pct.	FT	FTA	Pct.	Off.	Def.	Tot.	Avg.	PF	FO	Ast.	TO	Blk	Stl	Pts.	Avg.			
2015-16	15	0	79	5.3	10	16	.625	0	0	.000	12	19	.632	13	6	19	1.3	17	0	3	5	3	2	32	2.1
2016-17	19	4	208	10.9	28	48	.583	0	0	.000	17	23	.739	28	33	61	3.2	43	1	3	18	18	4	73	3.8
TOTAL	34	4	287	8.4	38	64	.594	0	0	.000	29	42	.690	41	39	80	2.4	60	1	6	23	21	6	105	3.1

IZUNDU 2016-17

Opponent	Date	GS	TOTAL			3-PTS			FREE THROWS			REBOUNDS				PF	FO	A	TO	Blk	Stl	Pts	Avg	
			Min	FG	FGA	Pct	3FG	FGA	Pct	FT	FTA	Pct	Off	Def	Tot									Avg
W Carolina	11-11-16	*	13	5	5	1.000	0	0	.000	4	4	1.000	2	3	5	5.0	3	0	1	3	1	1	14	14.0
at North Florida	11-16-16	*	4	2	2	1.000	0	0	.000	0	0	.000	3	1	4	4.5	1	0	0	0	0	0	4	9.0
Penn	11-19-16		DNP - lower left extremity injury																					
vs Stanford	11-24-16	*	11	0	2	.000	0	0	.000	0	0	.000	2	1	3	4.0	2	0	0	1	1	0	0	6.0
vs Iowa State	11-25-16	*	9	0	0	.000	0	0	.000	0	0	.000	1	2	3	3.8	1	0	0	1	1	0	0	4.5
vs Florida	11-27-16		2	0	0	.000	0	0	.000	0	0	.000	0	0	0	3.0	2	0	0	0	0	0	0	3.6
RUTGERS	11-30-16		12	2	2	1.000	0	0	.000	0	0	.000	0	2	2	2.8	4	0	0	2	3	0	4	3.7
vs Wofford	12-03-16		15	3	5	.600	0	0	.000	3	4	.750	3	2	5	3.1	3	0	0	3	1	1	9	4.4
SC STATE	12-06-16		17	4	7	.571	0	0	.000	1	2	.500	2	1	3	3.1	0	0	0	1	3	0	9	5.0
FAU	12-16-16		6	0	0	.000	0	0	.000	2	2	1.000	1	1	2	3.0	4	0	0	3	0	1	2	4.7
GEO. WASH.	12-22-16		20	4	6	.667	0	0	.000	4	5	.800	3	1	4	3.1	1	0	0	0	1	0	12	5.4
COLUMBIA	12-28-16		16	2	3	.667	0	0	.000	2	2	1.000	1	2	3	3.1	2	0	1	0	1	1	6	5.5
NC STATE	12-31-16		19	1	2	.500	0	0	.000	1	2	.500	4	3	7	3.4	3	0	0	1	0	0	3	5.3
at Syracuse	01-04-17		7	0	1	.000	0	0	.000	0	0	.000	1	1	2	3.3	2	0	0	0	1	0	0	4.8
NOTRE DAME	01-12-17		10	1	1	1.000	0	0	.000	0	0	.000	1	3	4	3.4	3	0	0	0	3	0	2	4.6
at Pitt	01-14-17		9	1	3	.333	0	0	.000	0	0	.000	1	1	2	3.3	2	0	0	1	0	0	2	4.5
at Wake Forest	01-18-17		10	3	4	.750	0	0	.000	0	0	.000	2	3	5	3.4	5	1	0	1	0	0	6	4.6
at Duke	01-21-17		14	0	2	.000	0	0	.000	0	2	.000	1	1	2	3.3	1	0	1	1	0	0	0	4.3
BOSTON COLLEGE	01-25-17		6	0	2	.000	0	0	.000	0	0	.000	0	2	2	3.2	2	0	0	0	0	0	0	4.1
NORTH CAROLINA	01-28-17		8	0	1	.000	0	0	.000	0	0	.000	0	3	3	3.2	2	0	0	0	2	0	0	3.8



3 ANTHONY LAWRENCE, JR.

So. | 6-7 | 210 | Guard
St. Petersburg, Fla. | Lakewood Senior HS

- Nickname is Amp.
- Can play multiple positions. Was point guard in high school and plays small forward at Miami.
- Athletic and can attack the basket with authority.
- Son of a high school coach.
- Increased 185 bench to 18 reps as a sophomore, from 12 as a freshman.
- Benched personal best 320 lbs in Oct. 2016. Has added 15 lbs on bench since March 2016.
- Led Lakewood Senior High School team to the Class 5A state championship game as a junior. Scored 18 points in the championship game and totaled 25 rebounds in two state tournament games.
- Averaged 20 points and 13 rebounds as a junior at Lakewood. In sophomore campaign, averaged 21 points, eight rebounds and four steals.
- Listed as a three-star recruit by ESPN.
- Played AAU ball for Each 1 Teach 1 Elite.
- Also was on the track team in high school, participating in the high jump.
- Born Sept. 6, 1996 in St. Petersburg, Fla. Son of Anthony Sr. and Zelia One sister, Taylor.
- Father, Anthony Lawrence Sr., was a two-year letterman at Miami from 1991-93 and after college, played overseas in Portugal, Mexico and the Dominican Republic. Uncle, Patrick, also played at Miami from 1991-94.
- Majoring in sports administration.
- Played in first basketball game at age four.

• Favorites: Athlete: LeBron. Athlete in another sport: Lionel Messi. Pro sports team: Warriors. Meal: Crabs. Midnight snack: Gushers. Class at UM: Dance. Book: More than a Game – LeBron James. Ice Cream: Vanilla. Cereal: Captain Crunch with Crunch Berries. Movie: Friday. TV Show: Martin. Musical Artist: Young Thug.

• When I played ball as a kid, I pretended I was: LeBron. My first job was: Swept floors at a barber shop. When I was little, I wanted to be a: Rapper or NBA player. Now my dream job is: Rapper.

2015-16			
Opposition	P	R	A
UTRGV	1	2	0
Louisiana	12	6	4
vs. Miss. St.	10	4	2
vs. Utah	0	0	2
vs. Butler	7	1	1
Northeastern	0	1	0
at Nebraska	13	7	0
Charlotte	9	1	1
Florida	DNP		
Charleston	11	2	1
at La Salle	2	2	3
Princeton	0	1	0
Syracuse	1	2	0
Florida State	0	0	0
at Virginia	0	1	0
at Clemson	3	1	0
at Boston College	0	0	1
Wake Forest	0	0	0
DUKE	DNP		
at NC State	0	0	0
Notre Dame	18	2	0
at Georgia Tech	5	3	3
Pittsburgh	2	1	0
at Florida State	3	1	1
Virginia Tech	5	2	0
at North Carolina	11	4	2
Virginia	1	3	2
Louisville	3	2	1
at Notre Dame	0	1	2
at Virginia Tech	2	4	0
vs. Virginia Tech	4	2	1
vs. Virginia	5	4	0
vs. Buffalo	0	0	0
vs. Wichita State	0	2	0
vs. Villanova	8	1	0

LAWRENCE, JR. HIGHS

Points

Season: 18, vs. Stanford, 11/24/16
 Career: 18 (2x) last vs. Stanford, 11/24/16
 ACC: 18, vs. Notre Dame, 2/3/16

Rebounds

Season: 9, vs. Notre Dame, 1/12/17
 Career: 9, vs. Notre Dame, 1/12/17
 ACC: 9, vs. Notre Dame, 1/12/17

Assists

Season: 4, vs. North Carolina, 1/28/17
 Career: 4 (2x) last vs. North Carolina, 1/28/17
 ACC: 4, vs. North Carolina, 1/28/17

Steals

Season: 4 (2x) last vs. Stanford, 11/24/16
 Career: 4 (2x) last vs. Stanford, 11/24/16
 ACC: 3, vs. North Carolina, 1/28/17

Blocked Shots

Season: 3, vs. Western Carolina, 11/11/16
 Career: 3, vs. Western Carolina, 11/11/16
 ACC: 2 (2x) last vs. Virginia Tech, 2/17/16

Field Goals

Season: 6, vs. Stanford, 11/24/16
 Career: 6, vs. Stanford, 11/24/16
 ACC: 5, vs. Notre Dame, 2/3/16

Field Goal Attempts

Season: 9 (2x) last vs. Notre Dame, 1/12/17
 Career: 9 (2x) last vs. Notre Dame, 1/12/17
 ACC: 9, vs. Notre Dame, 1/12/17

Free Throws

Season: 4 (2x) last at Wake Forest, 1/18/17
 Career: 5, vs. Louisiana, 11/16/15
 ACC: 4 (2x) last at Wake Forest, 1/18/17

Free Throw Attempts

Season: 5 (2x) last vs. Columbia, 12/28/16
 Career: 6 (2x) last vs. Mississippi State, 11/19/15
 ACC: 5, vs. Notre Dame, 2/3/16

3-Point Field Goals

Season: 4, at Wake Forest, 1/18/17
 Career: 4 (2x) last at Wake Forest, 1/18/17
 ACC: 4 (2x) last at Wake Forest, 1/18/17

3-Point Field Goal Attempts

Season: 8, at Wake Forest, 1/18/17
 Career: 8, at Wake Forest, 1/18/17
 ACC: 8, at Wake Forest, 1/18/17

Minutes

Season: 33, vs. Penn, 11/19/16
 Career: 33, vs. Penn, 11/19/16
 ACC: 31, vs. North Carolina, 1/28/17

LAWRENCE CAREER STATISTICS

Season	GP	GS	Min.	Avg.	3-Point			Free Throws			Rebounds				Scoring										
					FG	FGA	Pct.	FT	FTA	Pct.	Off.	Def.	Tot.	Avg.	PF	FO	Ast.	TO	Blk	Stl	Pts.	Avg.			
2015-16	33	0	397	12.0	47	92	.511	18	42	.429	24	40	.600	29	34	63	1.9	39	0	27	13	11	17	136	4.1
2016-17	20	8	476	23.8	44	105	.419	20	54	.370	24	36	.667	20	60	80	4.0	50	1	27	29	11	29	132	6.6
TOTAL	53	8	873	16.5	91	197	.462	38	96	.396	48	76	.632	49	94	143	2.7	89	1	54	42	22	46	268	5.1

LAWRENCE 2016-17

Opponent	Date	GS	Min	TOTAL			3-PTS			FREE THROWS			REBOUNDS				PF	FO	A	TO	Blk	Stl	Pts	Avg
				FG	FGA	Pct	3FG	FGA	Pct	FT	FTA	Pct	Off	Def	Tot	Avg								
W Carolina	11-11-16	*	23	3	5	.600	1	1	1.000	1	1	1.000	1	5	6	6.0	2	0	3	1	3	3	8	8.0
at North Florida	11-16-16	*	31	4	8	.500	1	3	.333	1	2	.500	1	4	5	5.5	1	0	2	4	1	1	10	9.0
Penn	11-19-16	*	33	0	3	.000	0	1	.000	0	0	.000	0	3	3	4.7	3	0	2	3	1	4	0	6.0
vs Stanford	11-24-16	*	24	6	9	.667	3	6	.500	3	3	1.000	0	3	3	4.3	3	0	1	2	0	4	18	9.0
vs Iowa State	11-25-16	*	24	1	6	.167	0	2	.000	4	5	.800	0	2	2	3.8	4	0	0	2	0	1	6	8.4
vs Florida	11-27-16	*	20	1	4	.250	0	3	.000	0	0	.000	0	3	3	3.7	5	1	2	1	0	1	2	7.3
RUTGERS	11-30-16		25	2	6	.333	1	4	.250	3	4	.750	0	4	4	3.7	0	0	0	1	0	2	8	7.4
vs Wofford	12-03-16		17	1	2	.500	1	2	.500	0	0	.000	0	5	5	3.9	1	0	1	2	0	0	3	6.9
SC STATE	12-06-16		23	1	4	.250	1	3	.333	2	2	1.000	1	6	7	4.2	2	0	1	0	1	0	5	6.7
FAU	12-16-16		23	4	5	.800	3	3	1.000	2	4	.500	3	3	6	4.4	3	0	0	1	0	1	13	7.3
GEO. WASH.	12-22-16		21	1	3	.333	0	0	.000	0	0	.000	0	2	2	4.2	3	0	2	1	1	1	2	6.8
COLUMBIA	12-28-16		29	4	6	.667	0	1	.000	2	5	.400	3	2	5	4.3	3	0	1	3	2	3	10	7.1
NC STATE	12-31-16		28	3	8	.375	0	4	.000	0	2	.000	2	3	5	4.3	2	0	1	1	0	2	6	7.0
at Syracuse	01-04-17		6	0	1	.000	0	0	.000	0	0	.000	0	0	0	4.0	2	0	1	1	0	0	0	6.5
NOTRE DAME	01-12-17		25	2	9	.222	1	2	.500	1	2	.500	7	2	9	4.3	1	0	1	1	1	1	6	6.5
at Pitt	01-14-17		26	4	5	.800	1	1	1.000	0	0	.000	1	4	5	4.4	4	0	2	0	0	2	9	6.6
at Wake Forest	01-18-17		23	4	8	.500	4	8	.500	4	4	1.000	0	0	0	4.1	3	0	2	1	0	0	16	7.2
at Duke	01-21-17		14	0	3	.000	0	2	.000	0	0	.000	0	0	0	3.9	4	0	0	0	0	0	0	6.8
BOSTON COLLEGE	01-25-17	*	30	2	5	.400	2	4	.500	1	2	.500	1	5	6	4.0	1	0	1	3	0	0	7	6.8
NORTH CAROLINA	01-28-17	*	31	1	5	.200	1	4	.250	0	0	.000	0	4	4	4.0	3	0	4	1	1	3	3	6.6



14 RODNEY MILLER

Fr. | 7-0 | 258 | Center
Laurelton, N.Y. | Oak Hill Academy (Va.)

- Soft touch around the rim.
 - Never lifted weights in high school. Increased 185 bench from one rep to four reps in three months.
 - Consensus four-star recruit, ranked No. 90 overall by Scout.com and No. 96 by 247.com. As a center, was ranked No. 15 by ESPN and No. 17 by Scout.com.
 - Has a 7-foot-1-inch wingspan.
 - Played AAU ball for the NY Lightning.
 - In 2014 participated in the Nike Elite 100.
 - On Oak Hill's Honor Court, a leadership committee where student members are chosen by the administration for their citizenship and sound ethical and moral judgment.
 - Also played baseball and water polo in school.
 - Played freshman season at St. Benedict's (N.J.).
 - Born Dec. 29, 1996. Son of Maria and Rodney Miller, Sr. Brother to Sasha.
 - Majoring in business and finance.
 - Started playing basketball at age 11 and first dunk was at age 12, in the Rucker League.
- Favorites: Athlete: Bill Russell. Athlete in another sport: Cristiano Ronaldo. Pro sports team: NY Knicks. Meal: Mom's meatloaf / mashed potatoes. Midnight snack: Honey Bun. Class at UM: Public Speaking. Ice Cream: Rocky Road. Cereal: Cinnamon Toast Crunch. Movie: Space Jam. TV Show: The Flash.
- No one can believe I watch: Naruto (anime). My dream job is: Businessman in NBA.

MILLER HIGHS

Points

Season: 5, vs. Western Carolina, 11/11/16
ACC: 1, at Wake Forest, 1/18/17

Rebounds

Season: 3, at North Florida, 11/16/16
ACC: --

Assists

Season: --
ACC: --

Steals

Season: --
ACC: --

Blocked Shots

Season: 1, vs. NC State, 12/31/16
ACC: 1, vs. NC State, 12/31/16

Field Goals

Season: 2, at North Florida, 11/16/16
ACC: --

Field Goal Attempts

Season: 4, vs. Western Carolina, 11/11/16
ACC: 1, at Pitt, 1/14/17

Free Throws

Season: 3, vs. Western Carolina, 11/11/16
ACC: 1, at Wake Forest, 1/18/17

Free Throw Attempts

Season: 6, vs. Western Carolina, 11/11/16
ACC: 2, at Wake Forest, 1/18/17

3-Point Field Goals

Season: --
ACC: --

3-Point Field Goal Attempts

Season: --
ACC: --

Minutes

Season: 11, at North Florida, 11/16/16
ACC: 3, vs. NC State, 12/31/16

MILLER CAREER STATISTICS

Season	GP	GS	Min.	Avg.	FG			3-Point			Free Throws			Rebounds				Scoring							
					FGA	Pct.	FG	FGA	Pct.	FT	FTA	Pct.	Off.	Def.	Tot.	Avg.	PF	FO	Ast.	TO	Blk	Stl	Pts.	Avg.	
2016-17	11	0	44	4.0	4	8	.500	0	0	.000	4	9	.444	3	4	7	0.6	5	0	0	1	1	0	12	1.1

MILLER 2016-17		TOTAL				3-PTS			FREE THROWS			REBOUNDS				PF				FO		A		TO		Blk		Stl		Pts		Avg	
Opponent	Date	GS	Min	FG	FGA	Pct	3FG	FGA	Pct	FT	FTA	Pct	Off	Def	Tot	Avg	PF	FO	A	TO	Blk	Stl	Pts	Avg									
W Carolina	11-11-16	10	1	4	.250	0	0	.000	3	6	.500	2	0	2	2.0	1	0	0	0	0	0	0	5	5.0									
at North Florida	11-16-16	11	2	2	1.000	0	0	.000	0	0	.000	1	2	3	2.5	2	0	0	0	0	0	0	4	4.5									
Penn	11-19-16	4	1	1	1.000	0	0	.000	0	0	.000	0	0	0	1.7	1	0	0	0	0	0	0	2	3.7									
vs Stanford	11-24-16	DNP																															
vs Iowa State	11-25-16	DNP																															
vs Florida	11-27-16	1	0	0	.000	0	0	.000	0	0	.000	0	0	0	1.3	0	0	0	0	0	0	0	0	2.8									
RUTGERS	11-30-16	2	0	0	.000	0	0	.000	0	1	.000	0	0	0	1.0	1	0	0	0	0	0	0	0	2.2									
vs Wofford	12-03-16	DNP																															
SC STATE	12-06-16	7	0	0	.000	0	0	.000	0	0	.000	0	2	2	1.2	0	0	0	1	0	0	0	1.8										
FAU	12-16-16	3	0	0	.000	0	0	.000	0	0	.000	0	0	0	1.0	0	0	0	0	0	0	0	1.6										
GEO. WASH.	12-22-16	DNP																															
COLUMBIA	12-28-16	DNP																															
NC STATE	12-31-16	3	0	0	.000	0	0	.000	0	0	.000	0	0	0	0.9	0	0	0	0	1	0	0	1.4										
at Syracuse	01-04-17	0	0	0	.000	0	0	.000	0	0	.000	0	0	0	0.8	0	0	0	0	0	0	0	1.2										
NOTRE DAME	01-12-17	DNP																															
at Pitt	01-14-17	2	0	1	.000	0	0	.000	0	0	.000	0	0	0	0.7	0	0	0	0	0	0	0	1.1										
at Wake Forest	01-18-17	1	0	0	.000	0	0	.000	1	2	.500	0	0	0	0.6	0	0	0	0	0	0	0	1.1										
at Duke	01-21-17	DNP																															
BOSTON COLLEGE	01-25-17	DNP - Illness																															
NORTH CAROLINA	01-28-17	DNP - Illness																															



21 KAMARI MURPHY

RSr. | 6-8 | 220 | Forward

Brooklyn, N.Y. | Oklahoma State | IMG | Lincoln HS

Miami Hoophall Invitational MVP, 2016

- First name pronounced Kuh-mar-EE.
- Explosive athlete with pogo-stick type hops.
- Versatile defender who can guard positions 1-5.
- Excellent rebounder at both ends of the court.
- Great straight-line driver.
- Focused on increasing skill level to become a consistent perimeter shooter and to gain a proficient inside-outside game.
- 43-inch three-step vertical jump.
- Three-rep squat max is 385 lbs.
- 20 reps in 185 lb bench press. Max bench is 305.
- Transferred from Oklahoma State in fall of 2014. Sat out 2014-15 season at Miami due to NCAA transfer rules.
- Led Cowboys in total rebounds and total blocks as a sophomore.
- Graduated from Lincoln High School in Brooklyn, N.Y., same school that produced Stephon Marbury, Sebastian Telfair and Lance Stephenson. Averaged 17 points and more than 10 rebounds per game as senior. Helped lead Railsplitters to PSAL Class-AA title game as senior and Brooklyn regular-season crown and borough title. Also played football for two seasons in high school. Ranked as No. 6 player in state of New York in 2011 according to HoopScoop.com.
- Spent post-graduate year at IMG Academy in Bradenton, Fla., and was starting forward. Averaged 20.0 points, 10.0 rebounds and 3.0 assists for team that finished 28-2 against prep schools and was ranked among the top-five nationally. Ranked No. 10 on HoopScoop.com's list of top fifth-year players in 2012.
- Born on Dec. 14, 1993. Son of Michael Murphy and Kemel and Kaheem Draper. Second oldest of six boys: Jacori, Kusamae, Maalik, Mikwan and Kieron.
- Graduated in May 2016 with B.A. in sociology and minor in communications, now pursuing second degree.
- Started playing basketball at age four.

- Favorites: Athlete: LeBron James. Athlete in another sport: Tom Brady. Pro sports team: Cavs. Meal: Soul food. Midnight snack: Peanut butter & jelly. Video game: 2K FIFA. Ice Cream: Strawberry. Cereal: Frosted Flakes. Movie: Gone in 60 Seconds. TV Show: Power. Musical Artist: Young Thug / Drake. Life is not a sprint, it is a marathon.

• No one can believe I watch: Animal Planet. When I played ball as a kid, I pretended I was: Kevin Garnett. Why UM: Coach L. Started playing basketball: Age 10.

2012-13 (OSU)				2013-14 (OSU)				2015-16 (UM)			
Opposition	P	R	A	Opposition	P	R	A	Opposition	P	R	A
UC Davis	7	6	0	Utah Valley	2	6	1	UTRGV			
vs Akron	1	6	0	Arkansas-PB	7	6	0	Louisiana			
vs Tennessee	4	7	1	Memphis	5	7	1	vs. Miss. St.			
vs NC State	4	10	1	at USF	5	0	2	vs. Utah	2	1	1
Portland State	9	5	0	vs Purdue	6	6	0	vs. Butler	5	4	0
at Virginia Tech	13	5	1	vs Butler	10	8	2	Northeastern	2	6	0
USF	8	7	2	vs Memphis	6	6	0	at Nebraska	10	5	0
Missouri State	4	9	2	South Carolina	8	7	0	Charlotte	11	7	1
Central Arkansas	9	7	1	vs Louisiana Tech	10	3	1	Florida	8	6	1
UT Arlington	2	1	0	Delaware State	5	7	1	Charleston	4	6	0
Tennessee Tech	12	5	2	vs Colorado	4	5	0	at La Salle	6	10	1
Gonzaga	0	1	0	Robert Morris	10	8	3	Princeton	10	5	1
at Kansas State	6	1	0	at Kansas State	2	3	1	Syracuse	8	8	1
TCU	4	6	3	Texas	4	5	1	Florida State	5	6	1
at Oklahoma	0	3	0	at West Virginia	7	5	0	at Virginia	0	3	0
Texas Tech	5	5	2	TCU	8	8	0	at Clemson	7	6	1
at Baylor	0	0	0	at Kansas	12	1	1	at Boston College	6	6	0
West Virginia	0	0	0	West Virginia	0	2	0	Wake Forest	4	7	2
Iowa State	0	1	0	at Oklahoma	4	9	2	DUKE	4	5	0
at Kansas	4	5	1	Baylor	9	5	0	at NC State	4	4	0
Baylor	8	4	1	Iowa State	7	6	0	Notre Dame	11	2	0
at Texas	5	6	1	at Texas Tech	4	6	1	at Georgia Tech	10	3	0
at Texas Tech	4	4	0	at Texas	10	10	0	Pittsburgh	4	8	0
Oklahoma	2	4	0	Oklahoma	7	13	1	at Florida State	4	9	0
Kansas	0	0	0	at Baylor	3	9	2	Virginia Tech	6	10	0
at West Virginia	2	2	1	Texas Tech	10	6	2	at North Carolina	2	5	1
at TCU	2	1	0	at TCU	6	11	1	Virginia	4	11	1
Texas	1	4	0	Kansas	8	4	0	Louisville	0	3	0
at Iowa State	2	2	1	Kansas State	4	6	0	at Notre Dame	2	7	1
Kansas State	0	1	0	at Iowa State	6	9	0	vs. Virginia Tech	9	6	0
vs Baylor	2	0	1	vs Texas Tech	2	1	0	vs. Virginia Tech	4	5	1
vs Kansas State	2	6	0	vs Kansas	6	6	0	vs. Buffalo	7	4	0
Oregon	4	6	0	vs. Gonzaga	8	8	0	vs. Wichita State	11	13	1
								vs. Villanova	4	7	0
									6	3	1

DOUBLE-DOUBLES		
Opposition	P	R
NC State	11	10
Wofford	14	10
Buffalo	11	13
Texas	10	10

MURPHY HIGHS

Points

Season: 14, vs. Wofford, 12/3/16

Career: 14, vs. Wofford, 12/3/16

ACC: 11 (2x) last vs. NC State, 12/31/16

Rebounds

Season: 15, at Duke, 1/21/17

Career: 15, at Duke, 1/21/17

ACC: 15, at Duke, 1/21/17

Assists

Season: 2, vs. Penn, 11/19/16

Career: 3 (2x) last vs. Robert Morris, 12/30/13

ACC: 2, vs. Wake Forest, 1/23/16

Steals

Season: 1 (5x) last vs. Boston College, 1/25/17

Career: 1 (3x) last vs. Texas, 1/8/14

ACC: 1 (10x) last vs. Boston College, 1/25/17

Blocked Shots

Season: 2 (3x) last at Duke, 1/21/17

Career: 4 (3x) last vs. Texas, 1/8/14

ACC: 2 (5x) last at Duke, 1/21/17

Field Goals

Season: 5 (3x) last vs. NC State, 12/31/16

Career: 6, at Virginia Tech, 12/1/12

ACC: 5, vs. NC State, 12/31/16

Field Goal Attempts

Season: 10, vs. Wofford, 12/3/16

Career: 11, vs. Gonzaga, 3/21/14

ACC: 9 (2x) last vs. NC State, 12/31/16

Free Throws

Season: 4 (2x) last vs. Boston College, 1/25/17

Career: 5, vs. Notre Dame, 2/3/16

ACC: 5, vs. Notre Dame, 2/3/16

Free Throw Attempts

Season: 5 (2x) last vs. Boston College, 1/25/17

Career: 6 vs. Texas Tech, 1/19/13

ACC: 5 (2x) last vs. Boston College, 1/25/17

3-Point Field Goals

Season: --

Career: 1 (2x) last vs. Central Ark., 12/16/12

ACC: --

3-Point Field Goal Attempts

Season: 1, vs. Penn, 11/19/16

Career: 1 (12x) last, vs. Penn, 11/19/16

ACC: 1 (4x) last at North Carolina, 2/20/16

Minutes

Season: 36, vs. Florida, 11/27/16

Career: 41, at Iowa State, 3/8/14

ACC: 35, at Syracuse, 1/4/17

MURPHY CAREER STATISTICS

OK State	GP	GS	Min.	Avg.	FG			3-Point			Free Throws			Rebounds				Scoring							
					FGA	Pct.	FG	FGA	Pct.	FT	FTA	Pct.	Off.	Def.	Tot.	Avg.	PF	FO	Ast.	TO	Blk	Stl	Pts.	Avg.	
2012-13	33	15	596	18.1	53	115	.461	2	4	.500	18	35	.514	52	78	130	3.9	73	2	21	35	20	8	126	3.8
2013-14	33	21	855	25.9	82	153	.536	0	0	.000	36	63	.571	63	144	207	6.3	113	10	23	38	41	17	200	6.1
Totals	66	36	1451	22.0	135	268	.504	2	4	.500	54	98	.551	115	222	337	5.1	186	12	44	73	61	25	326	4.9
Miami																									
2015-16	32	28	797	24.9	78	153	.510	0	7	.000	24	43	.558	47	144	191	6.0	68	2	16	26	30	13	180	5.6
2016-17	20	20	563	28.2	53	110	.482	0	1	.000	24	41	.585	59	104	163	8.2	52	2	9	36	16	5	130	6.5
TOTAL	52	48	1360	26.2	131	263	.498	0	8	.000	48	84	.571	106	248	354	6.8	120	4	25	62	46	18	310	6.0

MURPHY 2016-17

Opponent	Date	GS	Min	TOTAL			3-PTS			FREE THROWS			REBOUNDS				PF	FO	A	TO	Blk	Stl	Pts	Avg
				FG	FGA	Pct	3FG	FGA	Pct	FT	FTA	Pct	Off	Def	Tot	Avg								
W Carolina	11-11-16	*	24	5	9	.556	0	0	.000	3	4	.750	3	5	8	8.0	1	0	0	2	1	1	13	13.0
at North Florida	11-16-16	*	27	3	6	.500	0	0	.000	2	2	1.000	3	6	9	8.5	2	0	1	3	0	0	8	10.5
Penn	11-19-16	*	26	3	7	.429	0	1	.000	0	0	.000	4	4	8	8.3	4	0	2	1	0	1	6	9.0
vs Stanford	11-24-16	*	32	3	5	.600	0	0	.000	0	1	.000	2	5	7	8.0	3	0	1	3	2	0	6	8.3
vs Iowa State	11-25-16	*	32	1	5	.200	0	0	.000	2	2	1.000	2	10	12	8.8	3	0	0	4	0	0	4	7.4
vs Florida	11-27-16	*	36	1	5	.200	0	0	.000	0	0	.000	2	8	10	9.0	1	0	1	2	1	0	2	6.5
RUTGERS	11-30-16	*	30	1	2	.500	0	0	.000	2	3	.667	2	2	4	8.3	5	1	0	3	3	1	4	6.1
vs Wofford	12-03-16	*	28	5	10	.500	0	0	.000	4	4	1.000	3	7	10	8.5	2	0	0	1	1	0	14	7.1
SC STATE	12-06-16	*	20	4	4	1.000	0	0	.000	0	2	.000	3	3	6	8.2	0	0	0	1	0	0	8	7.2
FAU	12-16-16	*	23	3	6	.500	0	0	.000	1	5	.200	3	7	10	8.4	3	0	1	1	0	0	7	7.2
GEO. WASH.	12-22-16	*	25	2	5	.400	0	0	.000	1	2	.500	3	1	4	8.0	2	0	1	1	0	0	5	7.0
COLUMBIA	12-28-16	*	21	3	4	.750	0	0	.000	1	2	.500	2	3	5	7.8	3	0	0	3	0	0	7	7.0
NC STATE	12-31-16	*	32	5	9	.556	0	0	.000	1	1	1.000	6	4	10	7.9	2	0	0	0	0	0	11	7.3
at Syracuse	01-04-17	*	35	4	4	1.000	0	0	.000	0	2	.000	2	2	4	7.6	2	0	0	2	1	0	8	7.4
NOTRE DAME	01-12-17	*	32	3	7	.429	0	0	.000	1	2	.500	5	7	12	7.9	2	0	0	1	2	0	7	7.3
at Pitt	01-14-17	*	25																					



JA'QUAN NEWTON

Jr. | 6-2 | 187 | Guard
Philadelphia, Pa. | Neumann-Goretti HS

- First name pronounced Juh-Quan.
- Two-guard turned starting point guard.
- Touted as one of the best sixth men in the country in 2015-16.
- Competitor with a real feel for the game. Fearless and relentless.
- Knack for getting in the lane off the dribble, then makes good decisions in the lane: floater, pass, attack.
- Improved defensively and can play multiple positions, on and off of the ball.
- 185 bench improved from one rep to nine in two seasons. Max bench is 265 lbs.
- Tremendous ability to finish eight feet and in. Working to become a better 3-point shooter.
- As a sophomore was touted by Dick Vitale as the country's best sixth man.
- Increased scoring from 4.0 ppg as a rookie to 10.5 ppg as a sophomore, the fifth-best improvement (+6.5) among ACC players.
- Ranked No. 58 in ESPN's Top 100. Ranked No. 1 in the state and 12th-best PG in the country by ESPN.
- Scored 1,972 career points in high school. Averaged 21.7 ppg as a senior, 18.0 as a junior.
- Leading scorer in both the history of the Catholic School League in Philadelphia and in Neumann-Goretti history.
- Owns three PIAA state titles. Scored 33 points and go-ahead bucket in overtime to win PIAA Class AAA Championship in 2014.
- Catholic League MVP.
- NBPA Top 100 Camp and LeBron James Skills Academy.
- Played AAU ball for Team Final, the same squad as Miami teammate Davon Reed.
- Born Ja'Quan Naasir Newton on Aug. 23, 1995 in Philadelphia. Son of the late Lisa Brown, and Joe Newton. Brother to Cary Rudd and Miing Newton.
- Mother passed away March 2014 after three-year battle with breast cancer, one day prior to state championship game in which Newton scored 33 points.
- Father was the 1998 NABC Division II national player of the year out of the University of Central Oklahoma.
- Started playing basketball at age six and first dunk was in eighth grade in an AAU game.
- Played on Cheshore Playground basketball court at 10th and Olney in Philadelphia.
- Played in the Chosen League.
- Also boxed in high school.
- Majoring in sociology at Miami.

• Favorites: Food: Fried chicken. Movie: Friday. Pro athlete: LeBron James. Subject in school: Math. Ice cream flavor: Cookies and Cream. Cartoon: Tom and Jerry. Player when I was a kid: Allen Iverson. Athlete in another sport: Cristiano Ronaldo. Pro sports team: Cavs. Midnight snack: Honey Bun. Book: Cat in the Hat. Cereal: Cinnamon Toast Crunch. TV Show: Martin. Hate to admit it, but I love: Roller skating. When I was little, I wanted to be: NBA player. Now my dream job is: Sports commentator. Why UM: Style of play and city of Miami. Ideal job after hoops: Coach.

NEWTON HIGHS

Points

Season: 23, vs. Boston College, 1/25/17
 Career: 23, vs. Boston College, 1/25/17
 ACC: 23, vs. Boston College, 1/25/17

Rebounds

Season: 9, vs. Columbia, 12/28/16
 Career: 9, vs. Columbia, 12/28/16
 ACC: 7, vs. North Carolina, 1/28/17

Assists

Season: 9, vs. Wofford, 12/3/16
 Career: 9, vs. Wofford, 12/3/16
 ACC: 7 (2x) last at Wake Forest, 1/18/17

Steals

Season: 3 (3x) last vs. Iowa State, 11/25/16
 Career: 4 (2x) last at NC State, 1/30/16
 ACC: 4, at NC State, 1/30/16

Blocked Shots

Season: 1, vs. Rutgers, 11/30/16
 Career: 1 (9x) last vs. Virginia Tech, 3/10/16
 ACC: 1 (3x) last vs. Virginia, 2/22/16

Field Goals

Season: 9, vs. Iowa State, 11/25/16
 Career: 9, vs. Iowa State, 11/25/16
 ACC: 8, vs. Boston College, 1/25/17

Field Goal Attempts

Season: 16 (2x) last vs. Notre Dame, 1/12/17
 Career: 16 (2x) last vs. Notre Dame, 1/12/17
 ACC: 16, vs. Notre Dame, 1/12/17

Free Throws

Season: 7 (2x) last vs. Boston College, 1/25/17
 Career: 9 (2x) last vs. Virginia, 3/11/16
 ACC: 7 (2x) last vs. Boston College, 1/25/17

Free Throw Attempts

Season: 10 (3x) last vs. NC State, 12/31/16
 Career: 11, vs. Virginia, 3/11/16
 ACC: 10 (2x) last vs. NC State, 12/31/16

3-Point Field Goals

Season: 3, vs. Columbia, 12/28/16
 Career: 3, vs. Columbia, 12/28/16
 ACC: 2, vs. Syracuse, 1/2/16

3-Point Field Goal Attempts

Season: 5, vs. Columbia, 12/28/16
 Career: 5, vs. Columbia, 12/28/16
 ACC: 3 (2x) last at Syracuse, 1/4/17

Minutes

Season: 38 (2x) last vs. Florida, 11/27/16
 Career: 38, vs. Iowa State, 11/25/16
 ACC: 36, vs. Notre Dame, 1/12/17

2014-15				2015-16			
Opposition	P	R	A	Opposition	P	R	A
Howard	8	0	0	UTRGV	11	2	1
at Florida	5	1	3	Louisiana	11	0	5
vs Drexel	7	1	3	vs. Miss. St.	15	2	5
vs Akron	4	0	1	vs. Utah	5	1	1
vs Charlotte	3	3	3	vs. Butler	17	1	3
at Charlotte	0	0	0	Northeastern	13	2	1
South Alabama	5	1	0	at Nebraska	10	2	2
Illinois	0	2	1	Charlotte	14	4	6
Green Bay	0	0	0	Florida	3	1	3
Savannah State	2	0	0	Charleston	20	7	2
Eastern Kentucky	2	2	3	at La Salle	10	2	3
vs Providence	3	0	1	Princeton	13	4	4
Charleston	6	0	0	Syracuse	14	4	2
Virginia	0	1	1	Florida State	13	1	4
at Duke	4	2	3	at Virginia	6	5	1
at Notre Dame	16	2	5	at Clemson	8	4	1
NC State	0	0	1	at Boston College	12	4	2
at Syracuse	3	0	0	Wake Forest	18	1	1
Georgia Tech	3	0	0	DUKE	15	5	5
at Florida State	2	0	1	at NC State	10	2	2
Louisville	3	1	1	Notre Dame	12	1	2
Clemson	1	1	1	at Georgia Tech	14	4	2
at Wake Forest	5	0	2	Pittsburgh	3	1	1
at Boston College	0	0	0	at Florida State	7	4	2
Virginia Tech	0	0	1	Virginia Tech	DNP		
North Carolina	10	1	4	at North Carolina	3	1	1
at Pittsburgh	4	3	1	Virginia	6	1	2
at Virginia Tech	8	4	3	Louisville	DNP		
vs Virginia Tech	0	3	0	at Notre Dame	DNP		
vs Notre Dame	0	0	0	at Virginia Tech	DNP		
Alabama	1	1	2	vs. Virginia Tech	10	2	4
at Richmond	11	5	2	vs. Virginia	19	1	3
vs Temple	9	4	2	vs. Buffalo	10	2	2
vs Stanford	10	5	2	vs. Wichita State	2	0	1
				vs. Villanova	0	0	2

NEWTON CAREER STATISTICS

Season	GP	GS	Min.	Avg.	FG	FGA	Pct.	3-Point			Free Throws			Rebounds			PF	FO	Ast.	TO	Blk	Stl	Pts.	Avg.	
								FG	FGA	Pct.	FT	FTA	Pct.	Off.	Def.	Tot.									Avg.
2014-15	34	3	459	13.5	45	111	.405	4	10	.400	41	64	.641	8	35	43	1.3	34	0	47	39	4	8	135	4.0
2015-16	31	1	703	22.7	105	228	.461	9	26	.346	105	143	.734	16	55	71	2.3	48	0	76	66	5	27	324	10.5
2016-17	20	20	643	32.2	113	238	.475	8	30	.267	70	98	.714	16	60	76	3.8	35	0	77	71	1	22	304	15.2
TOTAL	85	24	1805	21.2	263	577	.456	21	66	.318	216	305	.708	40	150	190	2.2	117	0	200	176	10	57	763	9.0

NEWTON 2016-17

Opponent	Date	GS	Min	TOTAL			3-PTS			FREE THROWS			REBOUNDS			PF	FO	A	TO	Blk	Stl	Pts	Avg	
				FG	FGA	Pct	3FG	FGA	Pct	FT	FTA	Pct	Off	Def	Tot									Avg
W Carolina	11-11-16	*	25	3	8	.375	0	0	.000	7	10	.700	0	4	4	4.0	2	0	2	2	0	1	13	13.0
at North Florida	11-16-16	*	27	7	10	.700	0	1	.000	2	2	1.000	0	3	3	3.5	3	0	7	0	0	3	16	14.5
Penn	11-19-16	*	34	6	16	.375	1	3	.333	5	6	.833	0	4	4	3.7	0	0	3	5	0	3	18	15.7
vs Stanford	11-24-16	*	37	7	14	.500	0	0	.000	6	10	.600	0	2	2	3.3	2	0	2	1	0	1	20	16.8
vs Iowa State	11-25-16	*	38	9	13	.692	0	0	.000	3	4	.750	0	2	2	3.0	0	0	3	3	0	3	21	17.6
vs Florida	11-27-16	*	38	6	15	.400	0	1	.000	3	3	1.000	2	1	3	3.0	0	0	1	4	0	1	15	17.2
RUTGERS	11-30-16	*	34	5	13	.385	0	2	.000	1	1	1.000	2	4	6	3.4	0	0	3	6	1	1	11	16.3
vs Wofford	12-03-16	*	37	5	8	.625	1	2	.500	4	5	.800	1	1	2	3.3	1	0	9	4	0	0	15	16.1
SC STATE	12-06-16	*	24	4	7	.571	1	2	.500	2	2	1.000	0	1	1	3.0	1	0	5	1	0	0	11	15.6
FAU	12-16-16	*	23	3	9	.333	0	1	.000	2	2	1.000	0	6	6	3.3	2	0	6	1	0	1	8	14.8
GEO. WASH.	12-22-16	*	35	7	12	.583	0	1	.000	0	2	.000	1	1	2	3.2	4	0	5	2	0	1	14	14.7
COLUMBIA	12-28-16	*	30	7	14	.500	3	5	.600	5	8	.625	4	5	9	3.7	1	0	4	10	0	1	22	15.3
NC STATE	12-31-16	*	34	7	15	.467	1	3	.333	6	10	.600	1	3	4	3.7	2	0	1	3	0	1	21	15.8
at Syracuse	01-04-17	*	35	3	12	.250	1	3	.333	1	3	.333	1	3	4	3.7	4	0	7	4	0	1	8	15.2
NOTRE DAME	01-12-17	*	36	5	16	.313	0	1	.000	4	5	.800	1	2	3	3.7	2	0	1	3	0	0	14	15.1
at Pitt	01-14-17	*	30	7	10	.700	0	1	.000	0	1	.000	0	3	3	3.6	0	0	5	7	0	0	14	15.1
at Wake Forest	01-18-17	*	34	3	6	.500	0	0	.000	3	5	.600	1	2	3	3.6	3	0	7	4	0	0	9	14.7
at Duke	01-21-17	*	33	5	13	.385	0	1	.000	3	6	.500	0	3	3	3.6	3	0	1	4	0	1	13	14.6
BOSTON COLLEGE	01-25-17	*	32	8	13	.615	0	1	.000	7	7	1.000	1	4	5	3.6	1	0	2	5	0	2	23	15.1
NORTH CAROLINA	01-28-17	*	27	6	14	.429	0	2	.000	6	6	1.000	1	6	7	3.8	4	0	3	2	0	1	18	15.2



5 DAVON REED

Sr. | 6-6 | 220 | Guard
Ewing, N.J. | Princeton Day School (N.J.)

NABC Honors Court, 2016
All-ACC Academic Basketball Team, 2015, 2016
All-ACC Honor Roll - 2013-14, '14-15, '15-16
NIT All-Tournament Team, 2015
Dean's List (3.5+ GPA) 2x
Athletic Director's Honor Roll (3.2+ GPA) 5x
Book Buster Honor Roll (3.0+ GPA) 5x

- Name is pronounced Day-von.
- Focused. Structured. Determined. Competitive.
- Student of the game. Will do whatever it takes to win.
- A 3 guard who played out of position at the point his freshman season for Miami.
- Can guard multiple positions, has long arms and a fierce tenacity.
- Mostly a catch-and-shoot guy. Working on game off the bounce.
- Improved both his ability to attack the basket and his layup-making skills.
- Good student. Professional approach to life and everything he does. Mature for his age.
- Improved bench 175 to 250 pounds in four months as a freshman, now max is 300 lbs. Increased 185 bench from 13 to 19 reps. Has added 15 lbs of muscle.
- Four-star swingman listed as a Top 100 player (No. 97) by Rivals.com and No. 78 in Class of 2013 by ESPN.
- Third-best talent in New Jersey and 18th best nationally at shooting guard, according to ESPN.com.
- Kevin Durant Skills Academy. McDonald's All-American candidate.
- 2,000 point scorer. Averaged 24 points and 10 rebounds as a senior, 27 ppg and 9 rpg as a junior. Prep B Player of the Year in New Jersey.
- Youth Role Model Award from Join-Effort Princeton for both dedication to his community and excellence in his personal life.
- Also played football his freshman year of high school.
- Played AAU ball for Team Final, the same squad as Miami teammate Ja'Quan Newton.
- Will intern for the University of Miami athletics marketing department in the spring to complete his degree.

- Born Davon Malcolm Reed on June 11, 1995. Son of David Reed and Rose Reed. Brother to Miles.
- Majoring in sports administration with a minor in marketing and communications. Student-Athlete Advisory Committee representative at UM. Miami Rescue Mission Homeless Shelter volunteer. Elementary school pen pal.
- First played organized basketball at age five, and first dunk was before his freshman year of high school, in a summer league game.

• Favorites: Athlete: LeBron. Athlete in another sport: Antonio Brown. Pro sports team: Steelers. Meal: Italian food. Quote: Dreams don't work unless you do. Subject in school: Science. Midnight snack: Chocolate chip cookies. Book: The Great Gatsby. Ice Cream: Chocolate chip cookie dough. Cereal: Captain Crunch with Crunchberries. Movie: Brown Sugar, Best Man, Love & Basketball. TV Show: Game of Thrones. Musical Artist: J Cole. Cuban Food: Vaca frita de pollo. My first pet was: Siamese fighting fish.

• When I played ball as a kid, I pretended I was: Allen Iverson. My first job was: Summer camp counselor. When I was little, I wanted to be an: NBA player. Now my dream job is: Marketing or real estate. Best advice received: Do what makes you happy. Why UM: ACC basketball, Coach L and sunny south Florida. Started playing basketball: Age 5.

2013-14			
Opposition	P	R	A
St. Francis (NY)	3	1	0
Ga. Southern	7	1	2
Texas Southern	11	3	3
at C of Charleston	3	2	3
UCF	17	5	1
vs Geo. Wash.	6	2	2
at CS Fullerton	9	3	2
vs Arizona State	19	1	2
at Nebraska	5	2	2
Virginia Tech	10	5	0
at Savannah State	8	1	1
La Salle	8	0	4
Loyola	8	2	7
at Syracuse	5	0	1
at North Carolina	0	2	0
Florida State	0	1	0
at Georgia Tech	3	0	0
Duke	2	2	0
Syracuse	16	2	0
at Maryland	6	1	1
Norfolk State	4	4	1
Pittsburgh	4	3	1
NC State	3	1	1
at Florida State	7	2	2
at Virginia Tech	5	2	0
Notre Dame	12	3	0
Boston College	0	0	0
at Virginia	2	1	0
at NC State	5	0	0
at Clemson	3	1	0
Wake Forest	3	1	1
vs Virginia Tech	14	1	0
vs NC State	9	0	1

2014-15			
Opposition	P	R	A
Green Bay	0	0	0
Savannah State	0	1	1
Eastern Kentucky	7	4	0
vs Providence	0	2	2
Charlotte	5	5	4
Virginia	4	1	0
Boston College	0	2	0
at Duke	4	3	2
at Notre Dame	9	4	4
NC State	10	1	2
at Syracuse	11	2	1
Georgia Tech	6	4	0
at Florida State	11	6	2
Louisville	19	5	1
Clemson	3	2	0
at Wake Forest	17	4	0
at Boston College	19	6	3
Virginia Tech	9	3	5
at Louisville	0	2	1
Florida State	18	8	1
North Carolina	2	3	2
at Pittsburgh	19	3	3
at Virginia Tech	4	5	2
vs Virginia Tech	10	4	1
vs Notre Dame	6	6	1
NC Central	7	3	6
Alabama	15	8	3
at Richmond	10	12	2
vs Temple	6	7	4
vs Stanford	16	5	4


2015-16			
Opposition	P	R	A
UTRGV	14	3	0
Louisiana	19	4	1
vs. Miss. St.	8	3	1
vs. Utah	6	4	1
vs. Butler	7	5	3
Northeastern	19	7	4
at Nebraska	8	4	0
Charlotte	12	5	2
Florida	5	4	0
Charleston	9	0	1
at La Salle	7	6	2
Princeton	13	9	0
Syracuse	4	5	1
Florida State	12	4	2
at Virginia	11	5	0
at Clemson	17	2	2
at Boston College	7	4	1
Wake Forest	4	5	1
DUKE	14	4	1
at NC State	12	4	1
Notre Dame	8	2	1
at Georgia Tech	15	4	2
Pittsburgh	12	4	3
at Florida State	14	4	2
Virginia Tech	12	5	2
at North Carolina	4	2	1
Virginia	21	3	0
Louisville	17	4	1
at Notre Dame	10	6	2
at Virginia Tech	19	2	1
vs. Virginia Tech	17	1	0
vs. Virginia	3	1	1
vs. Buffalo	10	12	0
vs. Wichita State	10	4	1
vs. Villanova	8	2	1

DOUBLE-DOUBLES		
Opposition	P	R
Buffalo	10	12
Richmond	10	12

REED Highs	
Points	Season: 24, at Wake Forest, 1/18/17
	Career: 24, at Wake Forest, 1/18/17
	ACC: 24, at Wake Forest, 1/18/17
Rebounds	Season: 7 (2x) last vs. North Carolina, 1/28/17
	Career: 12 (2x) last vs. Buffalo, 3/17/16
	ACC: 8, vs. Florida State, 2/25/15
Assists	Season: 6, vs. SC State, 12/6/16
	Career: 7, vs. Loyola, 12/30/13
	ACC: 5 (2x) last at Pitt, 1/14/17
Steals	Season: 3 (4x) last at Duke, 1/21/17
	Career: 5, at Wake Forest, 2/11/15
	ACC: 5, at Wake Forest, 2/11/15
Blocked Shots	Season: 3 (2x) last vs. Boston College, 1/25/17
	Career: 3 (3x) last vs. Boston College, 1/25/17
	ACC: 3 (2x) last vs. Boston College, 1/25/17
Field Goals	Season: 9, vs. Notre Dame, 1/12/17
	Career: 9, vs. Notre Dame, 1/12/17
	ACC: 9, vs. Notre Dame, 1/12/17
Field Goal Attempts	Season: 17 (2x) last at Wake Forest, 1/18/17
	Career: 17 (2x) last at Wake Forest, 1/18/17
	ACC: 17 (2x) last at Wake Forest, 1/18/17
Free Throws	Season: 8, vs. Iowa State, 11/25/16
	Career: 9, vs. Alabama, 3/21/15
	ACC: 7, vs. North Carolina, 1/28/17
Free Throw Attempts	Season: 9 (2x) last vs. North Carolina, 1/28/17
	Career: 14, vs. Alabama, 3/21/15
	ACC: 9, vs. North Carolina, 1/28/17
3-Point Field Goals	Season: 5 (2x) last at Duke, 1/21/17
	Career: 5 (5x) last at Duke, 1/21/17
	ACC: 5 (3x) last at Duke, 1/21/17
3-Point Field Goal Attempts	Season: 9 (2x) last vs. NC State, 12/31/16
	Career: 9 (2x) last, vs. NC State, 12/31/16
	ACC: 9, vs. NC State, 12/31/16
Minutes	Season: 40, at Duke, 1/21/17
	Career: 45, at Boston College, 2/16/15
	ACC: 45, at Boston College, 2/16/15

REED CAREER STATISTICS		3-Point			Free Throws			Rebounds				Scoring													
Season	GP	GS	Min.	Avg.	FG	FGA	Pct.	FG	FGA	Pct.	FT	FTA	Pct.	Off.	Def.	Tot.	Avg.	PF	FO	Ast.	TO	Blk	Stl	Pts.	Avg.
2013-14	33	10	683	20.7	71	207	.343	40	112	.357	35	53	.660	12	43	55	1.7	55	0	38	44	4	16	217	6.6
2014-15	30	21	824	27.5	77	164	.470	37	81	.457	56	77	.727	25	96	121	4.0	68	1	57	32	13	27	247	8.2
2015-16	35	35	1007	28.8	129	275	.469	46	120	.383	84	103	.816	21	122	143	4.1	72	0	42	44	15	27	388	11.1
2016-17	20	20	694	34.7	102	231	.442	49	123	.398	56	68	.824	12	72	84	4.2	29	0	47	44	14	26	309	15.5
TOTAL	118	86	3208	27.2	379	877	.432	172	436	.394	231	301	.767	70	333	403	3.4	224	1	184	164	46	96	1161	9.8

REED 2016-17		TOTAL				3-PTS			FREE THROWS			REBOUNDS				Scoring								
Opponent	Date	GS	Min	FG	FGA	Pct	3FG	FGA	Pct	FT	FTA	Pct	Off	Def	Tot	Avg	PF	FO	A	TO	Blk	Stl	Pts	Avg
W Carolina	11-11-16	*	24	3	6	.500	2	3	.667	0	2	.000	1	4	5	5.0	0	0	1	0	1	1	8	8.0
at North Florida	11-16-16	*	29	6	11	.545	3	6	.500	2	3	.667	0	3	3	4.0	2	0	2	3	0	2	17	12.5
Penn	11-19-16	*	34	3	12	.250	1	7	.143	4	4	1.000	0	7	7	5.0	1	0	1	2	1	0	11	12.0
vs Stanford	11-24-16	*	33	2	9	.222	1	3	.333	2	2	1.000	0	3	3	4.5	2	0	0	3	0	1	7	10.8
vs Iowa State	11-25-16	*	36	2	9	.222	1	7	.143	8	9	.889	1	2	3	4.2	0	0	1	3	0	1	13	11.2
vs Florida	11-27-16	*	37	5	14	.357	2	5	.400	0	2	.000	2	3	5	4.3	2	0	2	2	0	0	12	11.3
RUTGERS	11-30-16	*	33	6	10	.600	2	4	.500	4	5	.800	0	6	6	4.6	3	0	3	2	0	1	18	12.3
vs Wofford	12-03-16	*	33	4	10	.400	1	4	.250	4	4	1.000	1	4	5	4.6	0	0	4	1	0	3	13	12.4
SC STATE	12-06-16	*	30	6	8	.750	3	5	.600	0	0	.000	1	5	6	4.8	0	0	6	3	1	3	15	12.7
FAU	12-16-16	*	34	6	10	.600	5	9	.556	4	4	1.000	0	0	0	4.3	0	0	0	2	2	1	21	13.5
GEO. WASH.	12-22-16	*	35	5	12	.417	3	7	.429	4	4	1.000	1	2	3	4.2	1	0	0	2	0	3	17	13.8
COLUMBIA	12-28-16	*	39	7	13	.538	3	7	.429	1	2	.500	0	4	4	4.2	2	0	3	0	1	1	18	14.2
NC STATE	12-31-16	*	36	7	16	.438	3	9	.333	3	4	.750	0	2	2	4.0	3	0	1	1	0	2	20	14.6
at Syracuse	01-04-17	*	37	2	11	.182	2	7	.286	0	0	.000	0	3	3	3.9	1	0	4	4	0	0	6	14.0
NOTRE DAME	01-12-17	*	38	9	17	.529	2	7	.286	1	2	.500	0	6	6	4.1	1	0	3	4	3	0	21	14.5
at Pitt	01-14-17	*	35	6	11	.545	4	8	.500	2	2	1.000	0	6	6	4.2	1	0	5	1	2	0	18	14.7
at Wake Forest	01-18-17	*	37	8	17	.471	3	8	.375	5	5	1.000	2	1	3	4.1	1	0	4	2	0	2	24	15.2
at Duke	01-21-17	*	40	6	13	.462	5	8	.625	2	2	1.000	0	4	4	4.1	2	0	1	4	0	3	19	15.4
BOSTON COLLEGE	01-25-17	*	37	6	10	.600	2	5	.400	3	3	1.000	1	2	3	4.1	4	0	4	4	3	1	17	15.5
NORTH CAROLINA	01-28-17	*	37	3	12	.250	1	4	.250	7	9	.778	2	5	7	4.2	3	0	2	1	0	1	14	15.5



4 DJ VASILJEVIC

Fr. | 6-3 | 198 | Guard
Melbourne, Australia | Australian Institute of Sport

- Full name is Dejan Vasiljevic, but goes by DJ. Pronounced Day-on Vass-EEL-uh-vitch.
- Sharpshooter from long range.
- Good at getting to the basket and manipulating shot to go around taller players.
- Gained 50 lbs on his bench press since June 2016, now up to 275 lbs.
- Improving quickness due to dropping body fat percentage from 13 percent to 10 percent since his arrival in June 2016.
- In U-20 National Championships in Ipswich, averaged 16.3 ppg, 3.9 rpg and 1.9 apg. Notched 20-plus points in three games, with a high of 25 in his first outing.
- At 2015 FIBA U-19 World Championships in Greece, averaged 13.3 ppg, 3.1 rpg and 1.0 apg.
- At 2014 FIBA U-18 Oceania Championships, averaged of 12.6 ppg, 4.6 rpg and 4.2 apg.
- All-tournament team at the 2014 FIBA U-17s. Averaged 17.4 ppg, 6.6 rpg and 1.3 apg. Led team to silver medal.
- Captain of the U-17 Australian team.
- Leading scorer at the 2013 FIBA Oceania U-16 Championships, putting up 19.3 ppg, 3.7 rpg and 1.0 apg.
- Won national title with Victorian U-18 team.
- 2015 Basketball Without Borders Camp. adidas Nations Tournament in Los Angeles.
- Also played soccer and rugby.
- Born April 26, 1997 in Calgary, Alberta, Canada, but moved to Melbourne, Australia, at age six.
- Of Serbian descent. Speaks English and Serbian languages.
- Son of Todor and Danijela Vasiljevic. Both parents played semi-pro handball. Brother to Ivana.
- Started playing basketball at age 12, with influence from his sister.
- Shaping his game into the mold of Croatian scoring legend, Drazen Petrovic.

- Favorites: Athlete: Kobe. Athlete in another sport: Cristiano Ronaldo. Pro sports team: Lakers. Meal: Chicken schnitzel. Midnight snack: Nutella. Video game: Call of Duty. Ice Cream: Chocolate. Cereal: Nutri grain. Movie: Rush Hour. TV Show: Fresh Prince of Bel Air. Musical Artist: Drake. Former UM athlete: Shane Larkin. Non-basketball sport to watch: Tennis (Novak Djokovic).
- When I played ball as a kid, I pretended I was: Kobe. When I was little, I wanted to be a: Police Officer. Now my dream job is: Accountant.

VASILJEVIC HIGHS	
Points	
Season: 18, at Syracuse, 1/4/17	
ACC: 18, at Syracuse, 1/4/17	
Rebounds	
Season: 3, vs. Geo. Washington, 12/22/16	
ACC: 2 (2x) last at Pitt, 1/14/17	
Assists	
Season: 2 (2x) last vs. SC State, 12/6/16	
ACC: 1 (2x) last at Pitt, 1/14/17	
Steals	
Season: 1 (6x) last vs. Notre Dame, 1/12/17	
ACC: 1 (2x) last vs. Notre Dame, 1/12/17	
Blocked Shots	
Season: 1, vs. Stanford, 11/24/16	
ACC: --	
Field Goals	
Season: 6, at Syracuse, 1/4/17	
ACC: 6, at Syracuse, 1/4/17	
Field Goal Attempts	
Season: 13, vs. SC State, 12/6/16	
ACC: 12, at Syracuse, 1/4/17	
Free Throws	
Season: 3, vs. Rutgers, 11/30/16	
ACC: --	
Free Throw Attempts	
Season: 3, vs. Rutgers, 11/30/16	
ACC: 2, at Syracuse, 1/4/17	
3-Point Field Goals	
Season: 6, at Syracuse, 1/4/17	
ACC: 6, at Syracuse, 1/4/17	
3-Point Field Goal Attempts	
Season: 12, at Syracuse, 1/4/17	
ACC: 12, at Syracuse, 1/4/17	
Minutes	
Season: 28, at Syracuse, 1/4/17	
ACC: 28, at Syracuse, 1/4/17	

VASILJEVIC CAREER STATISTICS																									
Season	GP	GS	Min.	Avg.	FG	FGA	Pct.	3-Point			Free Throws			Rebounds				Scoring							
								FG	FGA	Pct.	FT	FTA	Pct.	Off.	Def.	Tot.	Avg.	PF	FO	Ast.	TO	Blk	Stl	Pts.	Avg.
2016-17	20	0	344	17.2	39	112	.348	34	95	.358	7	9	.778	4	18	22	1.1	23	0	10	6	1	6	119	6.0

VASILJEVIC 2016-17		TOTAL					3-PTS			FREE THROWS			REBOUNDS											
Opponent	Date	GS	Min	FG	FGA	Pct	3FG	FGA	Pct	FT	FTA	Pct	Off	Def	Tot	Avg	PF	FO	A	TO	Blk	Stl	Pts	Avg
W Carolina	11-11-16		23	4	8	.500	3	7	.429	0	0	.000	1	1	2	2.0	4	0	2	0	0	1	11	11.0
at North Florida	11-16-16		21	4	10	.400	3	6	.500	2	2	1.000	0	1	1	1.5	3	0	0	0	0	1	13	12.0
Penn	11-19-16		18	4	7	.571	3	5	.600	0	0	.000	0	0	0	1.0	1	0	1	2	0	0	11	11.7
vs Stanford	11-24-16		22	1	2	.500	1	2	.500	0	0	.000	0	1	1	1.0	1	0	1	1	1	0	3	9.5
vs Iowa State	11-25-16		16	2	7	.286	1	5	.200	0	0	.000	0	0	0	0.8	1	0	0	1	0	1	5	8.6
vs Florida	11-27-16		9	0	1	.000	0	1	.000	0	0	.000	0	0	0	0.7	1	0	0	0	0	0	0	7.2
RUTGERS	11-30-16		11	0	1	.000	0	1	.000	3	3	1.000	0	1	1	0.7	1	0	1	0	0	0	3	6.6
vs Wofford	12-03-16		20	2	6	.333	2	4	.500	0	0	.000	0	2	2	0.9	1	0	0	0	0	0	6	6.5
SC STATE	12-06-16		25	5	13	.385	5	11	.455	2	2	1.000	1	1	2	1.0	2	0	2	0	0	0	17	7.7
FAU	12-16-16		26	1	4	.250	0	3	.000	0	0	.000	1	1	2	1.1	2	0	0	1	0	0	2	7.1
GEO. WASH.	12-22-16		13	2	5	.400	2	4	.500	0	0	.000	0	3	3	1.3	1	0	0	0	0	0	6	7.0
COLUMBIA	12-28-16		15	1	4	.250	1	4	.250	0	0	.000	0	1	1	1.3	1	0	1	0	0	1	3	6.7
NC STATE	12-31-16		8	1	1	1.000	1	1	1.000	0	0	.000	0	2	2	1.3	0	0	0	0	0	0	3	6.4
at Syracuse	01-04-17		28	6	12	.500	6	12	.500	0	2	.000	0	0	0	1.2	0	0	0	0	0	1	18	7.2
NOTRE DAME	01-12-17		19	1	6	.167	1	5	.200	0	0	.000	0	0	0	1.1	2	0	1	0	0	1	3	6.9
at Pitt	01-14-17		18	2	6	.333	2	6	.333	0	0	.000	1	1	2	1.2	0	0	1	0	0	0	6	6.9
at Wake Forest	01-18-17		13	1	6	.167	1	6	.167	0	0	.000	0	0	0	1.1	1	0	0	0	0	0	3	6.6
at Duke	01-21-17		8	0	2	.000	0	2	.000	0	0	.000	0	1	1	1.1	1	0	0	1	0	0	0	6.3
BOSTON COLLEGE	01-25-17		16	1	6	.167	1	6	.167	0	0	.000	0	1	1	1.1	0	0	0	0	0	0	3	6.1
NORTH CAROLINA	01-28-17		15	1	5	.200	1	4	.250	0	0	.000	0	1	1	1.1	0	0	0	0	0	0	3	6.0



32 SAM WAARDENBURG

Fr. | 6-9 | 205 | Forward
Henderson, New Zealand | Rangitoto College HS

At Miami: Joined team Dec. 29, 2016 after signing a grant-in-aid ... Eligible immediately, but expected to begin competition in fall of 2017.

Prior to Miami: Won tournament MVP honors when he helped Rangitoto College win the SAS Secondary Schools National Championship. In the final game, he had 18 points, eight rebounds and four blocks ... Internationally, has represented New Zealand in the 3x3 Under 18 World Championship in Kazakhstan ... On the Under 17 men's team that won silver at the age-groups FIBA Oceania Championships ... Under 16 men's team that won bronze at the Australian State Championships ... Played in adidas Nations Tournament in Los Angeles, averaging 13.4 points and 6.4 rebounds in five outings. He was 7-of-11 from long range in the event and named one of the top 10 players of the camp ... Played in the National Basketball Players Association (NBPA) Top 100 High School Basketball Camp in Virginia ... Named the most outstanding player at both the Nike All Asia Camp in Beijing and the Basketball Without Borders Camp in Australia ... Spent time with the Supercity Rangers and the Breakers Academy, which led him to a role as a development player for the SKYCITY Breakers ... Played games in the United States with Harbour Basketball

Personal: Chose Miami over considerations from Virginia, SMU and Utah ... Joins current Hurricane DJ Vasiljevic and incoming freshman Deng Gak, both of Australia, as the third player from the Australasia region of the South Pacific.




2 MIKE ROBINSON

So. | 5-10 | 170 | Guard
New Britain, Conn. | New Britain HS

Book Buster Honor Roll (3.0+ GPA): Fall 2015, Spring 2016

- Team manager turned walk on.
- Nicknames are Mike Rob and Springs.
- As a freshman (2015-16) scored six points, all from long range, in one minute against Utah in the Puerto Rico Tip Off.
- Good athlete who played basketball, football and was on track team, participating in the high jump, long jump, triple jump and 4x100 relay team, in high school.
- Two-year varsity basketball captain. One-year football and track captain.
- William F. Burns Memorial Award and Scholarship. Harry L. Stromquist Memorial Scholarship.
- 2014 Connecticut Association of Schools Scholar-Athlete. Academic all-conference in basketball four seasons.
- Born Michael Andre Robinson May 2, 1996 in New Britain, Conn. Son of Eugene and Veronica Robinson. Brother to Eugene.
- Majoring in finance.
- Favorites: Athlete: Kobe Bryant. Pro Team: Lakers. Athlete in another sport: Cam Newton. Meal: Fried Chicken, Macaroni & Cheese, Corn Bread, Candied yams. Midnight snack: Cinnamon Toast Crunch. Ice Cream: Strawberry. Movie: Love & Basketball. TV Show: Power.
- My first job was: At Target. My dream job is: Financial advisor or manager.

2016-17			
Opposition	P	R	A
W. Carolina	0	0	0
at North Florida	0	0	0
SC State	1	1	0
Pitt	0	0	0
at Duke	0	0	0
UNC	0	0	0
2015-16			
Opposition	P	R	A
UT RGV	3	1	0
Mississippi State	0	0	0
Utah	6	0	0
Charlotte	0	0	0
Co. of Charleston	0	0	0
La Salle	3	0	0
North Carolina	0	0	0
Virginia Tech	0	0	0
vs. Villanova	0	0	0



35 CHRIS STOWELL

Jr. | 6-6 | 208 | Forward
Exeter, N.H. | Tilton School | Exeter HS

All-ACC Academic Honor Roll - 2014-15

- President's List (4.0 GPA):** Spring 2016, Fall 2015, Spring 2015
- Provost Honor Roll (3.75+ GPA):** Spring 2016, Fall 2015, Spring 2015, Fall 2014
- Dean's List (3.5+ GPA):** Spring 2016, Fall 2015, Spring 2015, Fall 2014
- Athletic Director's Honor Roll (3.2+ GPA):** Spring 2016, Fall 2015, Spring 2015, Fall 2014
- Book Buster Honor Roll (3.0+ GPA):** Spring 2016, Fall 2015, Spring 2015, Fall 2014

- Last name is pronounced stole.
- Good athleticism and is improving his strength.
- Looking to expand his offensive game to shoot 3-pointers.
- Walk on from New Hampshire who played postgraduate year at Tilton School. Earned postseason coaches award.
- At Exeter High School helped Blue Hawks to state playoffs in both the 2011-12 and 2012-13 seasons. Reached quarterfinals senior year.
- In 2012-13 assisted team to championship game of the 50th Annual Queen City Invitational by scoring 10 points and going 6-for-6 from line in semifinal game.
- Twice earned scholar-athlete award. Honor roll.
- Foote Fellow at UM - a program that is offered to a select number of incoming freshmen who have a record of curricular and co-curricular distinction in high school and exhibit an interest in and capacity for independent and self-motivated learning.
- Born Christopher Michael Stowell on Dec. 29, 1994 in Exeter, N.H.
- Son of Bill and Maria. Brother to Bill, Jr., who played basketball at Plymouth State University.
- Student-Athlete Advisory Committee representative at UM.
- Majoring in entrepreneurship and business technology with minors in international business and sports administration.
- Speaks English, Spanish, some Italian, a little Russian, and is learning Chinese and Hebrew.
- Started playing basketball at age five.
- Favorites: Athlete: Matt Bonner. Athlete in another sport: Alex Rodriguez. Song right now: Hype by Drake. Pro sports team: New York Yankees. Meal: Sloppy Joes. Midnight snack: Ice Cream. Video game: Star Wars Battlefront. Class at UM: Accounting. Book: Harry Potter. Ice Cream: Peanut Butter. Cereal: Cinnamon Toast Crunch. Movie: The Town. TV Show: Game of Thrones. Musical Artist: Drake. Cuban Food: Pastelitos.
- When I played ball as a kid, I pretended I was: Kobe Bryant. My first job was: Golf course cart boy. When I was little, I wanted to be a: Golfer. Now my dream job is: Entrepreneur.

2016-17			
Opposition	P	R	A
W. Carolina	0	0	0
at North Florida	0	0	0
SC State	0	2	0
at Duke	0	0	0
UNC	0	0	0
2015-16			
Opposition	P	R	A
UTRGV	0	0	0
Mississippi State	0	0	0
Utah	0	0	0
Charlotte	0	1	0
Co. of Charleston	0	1	0
La Salle	0	1	0
at North Carolina	0	0	0
at Virginia Tech	0	0	0
vs. Villanova	0	0	0
2014-15			
Opposition	P	R	A
Howard	0	0	1
Charleston	0	0	0
Virginia Tech	0	0	0
at Virginia Tech	0	0	0

THE STAT CREW SYSTEM
Miami Team Game-by-Game Comparison (as of Jan 31, 2017)
All games

Opponent	1st	2nd	Score	Mar	Total FG	FG Pct	3-Pointers	3FG Pct	Free Throws	FT Pct	Rebounds	Assist	T/Over	Block	Steal	Fouls
WESTERN CAROLINA	41/18	51/25	92-43	+49	31-62/17-67	.500/.254	6-13/7-33	.462/212	24-36/2-3	.667/.667	52/36	15/10	10/16	8/3	9/3	15/29
North Florida	48/20	46/36	94-56	+38	37-68/21-61	.544/.344	7-20/7-24	.350/292	13-16/7-13	.813/.538	46/31	14/9	10/14	2/5	9/2	19/17
PENN	28/23	46/39	74-62	+12	28-62/22-56	.452/.393	6-20/9-23	.300/391	12-13/9-13	.923/.692	37/34	10/12	16/21	5/4	11/9	14/14
Stanford	23/27	44/26	67-53	+14	23-50/21-51	.460/412	5-13/3-12	.385/250	16-24/8-11	.667/.727	30/34	7/10	11/18	4/2	8/5	18/25
Iowa State	29/35	27/38	56-73	(17)	18-50/25-61	.360/410	2-16/8-19	.125/421	18-22/15-18	.818/.833	37/36	6/10	19/10	2/1	7/10	18/21
Florida	30/34	26/31	56-65	(9)	23-61/24-52	.377/462	4-14/3-9	.286/333	6-9/14-20	.667/700	37/33	8/11	13/9	2/11	4/9	16/15
RUTGERS	34/28	39/33	73-61	+12	26-54/23-63	.481/365	3-12/3-16	.250/188	18-22/12-16	.818/.750	44/30	9/9	19/11	8/2	7/12	17/18
Wofford	36/24	38/33	74-57	+17	24-48/21-58	.500/362	7-15/5-23	.467/217	19-21/10-15	.905/.667	38/29	15/10	16/13	2/3	7/8	12/17
SOUTH CAROLINA STATE	42/14	40/32	82-46	+36	31-58/18-62	.534/.290	10-25/4-14	.400/286	10-16/6-8	.625/.750	45/31	24/6	12/10	7/2	6/5	12/14
FLORIDA ATLANTIC	39/24	37/32	76-56	+20	25-55/19-57	.455/333	8-19/3-17	.421/176	18-27/15-18	.667/.833	48/29	13/7	12/9	3/3	7/4	18/19
GEORGE WASHINGTON	38/30	34/34	72-64	+8	25-57/23-56	.439/411	7-14/7-22	.500/318	15-19/11-15	.789/.733	34/35	10/11	6/12	3/3	5/5	14/14
COLUMBIA	41/31	37/36	78-67	+11	29-53/26-55	.547/473	8-20/4-11	.400/364	12-21/11-16	.571/.688	34/24	15/18	20/16	7/1	10/9	18/19
NC STATE	41/32	40/31	81-63	+18	31-65/21-54	.477/389	6-20/10-23	.300/435	13-23/11-18	.565/.611	41/33	8/11	8/15	2/1	9/3	17/20
Syracuse	26/34	29/36	55-70	(15)	21-54/25-44	.389/568	11-26/8-19	.423/421	2-10/12-14	.200/.857	26/30	15/16	15/15	2/4	4/6	15/11
NOTRE DAME	28/28	34/39	62-67	(5)	24-63/25-67	.381/373	6-18/5-20	.333/250	8-14/12-14	.571/.857	47/38	7/15	13/6	12/1	3/9	12/11
Pitt	36/27	36/19	72-46	+26	30-54/18-53	.556/340	10-21/5-17	.476/294	2-3/5-8	.667/.625	37/23	17/9	18/14	6/1	6/3	14/7
Wake Forest	34/48	45/48	79-96	(17)	26-60/30-52	.433/577	8-23/9-19	.348/474	19-25/27-33	.760/.818	30/32	14/17	9/9	1/2	3/3	26/25
Duke	36/25	22/45	58-70	(12)	22-55/24-52	.400/462	7-16/5-16	.438/313	7-15/17-23	.467/.739	36/34	10/9	18/10	3/2	6/9	18/19
BOSTON COLLEGE	30/22	48/55	78-77	+1	27-54/29-62	.500/468	6-18/9-23	.333/391	18-24/10-15	.750/.667	35/33	12/16	15/12	5/2	7/9	15/18
NORTH CAROLINA	39/22	38/40	77-62	+15	23-56/21-60	.411/350	7-20/7-24	.350/292	24-30/13-19	.800/.684	41/36	14/12	10/14	6/3	8/2	20/25

Note: Game totals are displayed in the format TEAM/OPPONENT for each category

THE STAT CREW SYSTEM
Miami Combined Team Statistics (as of Jan 28, 2017)
Conference games

RECORD:	OVERALL	HOME	AWAY	NEUTRAL
ALL GAMES	4-4	3-1	1-3	0-0
CONFERENCE	4-4	3-1	1-3	0-0
NON-CONFERENCE	0-0	0-0	0-0	0-0

##	Player	gp-gs	min	avg	Total		3-Point		F-Throw		Rebounds				pf	dq	a	to	blk	stl	pts	avg		
					fg-fga	fg%	3fg-fga	3fg%	ft-fta	ft%	off	def	tot	avg										
05	Davon Reed	8-8	297	37.1	47-107	.439	22-56	.393	23-27	.852	5	29	34	4.3	16	0	24	21	8	9	139	17.4		
00	Ja'Quan Newton	8-8	261	32.6	44-99	.444	2-12	.167	30-43	.698	6	26	32	4.0	19	0	27	32	0	6	120	15.0		
11	Bruce Brown	8-8	259	32.4	41-74	.554	15-26	.577	19-31	.613	12	36	48	6.0	20	0	26	16	9	14	116	14.5		
03	Anthony Lawrence	8-2	183	22.9	16-44	.364	9-25	.360	6-10	.600	11	18	29	3.6	20	0	12	8	2	8	47	5.9		
21	Kamari Murphy	8-8	239	29.9	19-42	.452	0-0	.000	8-14	.571	27	43	70	8.8	23	1	2	11	8	2	46	5.8		
20	Dewan Huell	8-6	145	18.1	18-34	.529	0-1	.000	5-11	.455	11	10	21	2.6	14	0	3	7	3	5	41	5.1		
04	DJ Vasiljevic	8-0	125	15.6	13-44	.295	13-42	.310	0-2	.000	1	6	7	0.9	4	0	2	1	0	2	39	4.9		
15	Ebuka Izundu	8-0	83	10.4	6-16	.375	0-0	.000	1-4	.250	10	17	27	3.4	20	1	1	4	6	0	13	1.6		
14	Rodney Miller	4-0	6	1.5	0-1	.000	0-0	.000	1-2	.500	0	0	0	0.0	0	0	0	0	1	0	1	0.3		
35	Chris Stowell	2-0	0	0.0	0-0	.000	0-0	.000	0-0	.000	0	0	0	0.0	0	0	0	0	0	0	0	0.0		
02	Mike Robinson	3-0	2	0.7	0-0	.000	0-0	.000	0-0	.000	0	0	0	0.0	1	0	0	0	0	0	0	0.0		
Team											13	12	25											
Total.....		8	1600		204-461	.443	61-162	.377	93-144	.646	96	197	293	36.6	137	2	97	106	37	46	562	70.2		
Opponents.....		8	1600		193-444	.435	58-161	.360	107-144	.743	73	186	259	32.4	136	6	105	95	16	44	551	68.9		

TEAM STATISTICS	UM	OPP	Date	Opponent	Score	Att.
SCORING	562	551	* 12-31-16	NC STATE	W 81-63	6837
Points per game	70.2	68.9	* 01-04-17	at Syracuse	L 55-70	17393
Scoring margin	+1.4	-	* 01-12-17	NOTRE DAME	L 62-67	7972
FIELD GOALS-ATT	204-461	193-444	* 01-14-17	at Pitt	W 72-46	9714
Field goal pct	.443	.435	* 01-18-17	at Wake Forest	L 79-96	9691
3 POINT FG-ATT	61-162	58-161	* 01-21-17	at Duke	L 58-70	9314
3-point FG pct	.377	.360	* 01-25-17	BOSTON COLLEGE	W 78-77	7139
3-pt FG made per game	7.6	7.3	* 01-28-17	NORTH CAROLINA	W 77-62	7563
FREE THROWS-ATT	93-144	107-144	^ = AdvoCare Invitational, Orlando, Fla.			
Free throw pct	.646	.743	@ = ACC/Big Ten Challenge			
F-Throws made per game	11.6	13.4	% = Hoophall Miami Invitational			
REBOUNDS	293	259	* = Conference game			
Rebounds per game	36.6	32.4				
Rebounding margin	+4.3	-				
ASSISTS	97	105				
Assists per game	12.1	13.1				
TURNOVERS	106	95				
Turnovers per game	13.3	11.9				
Turnover margin	-1.4	-				
Assist/turnover ratio	0.9	1.1				
STEALS	46	44				
Steals per game	5.8	5.5				
BLOCKS	37	16				
Blocks per game	4.6	2.0				
ATTENDANCE	29511	46112				
Home games-Avg/Game	4-7378	4-11528				
Neutral site-Avg/Game	-	0-0				

Score by Periods	1st	2nd	Totals
Miami	270	292	562
Opponents	238	313	551

THE STAT CREW SYSTEM
Miami Combined Team Statistics (as of Jan 28, 2017)
All games

RECORD:	OVERALL	HOME	AWAY	NEUTRAL
ALL GAMES	14-6	10-1	2-3	2-2
CONFERENCE	4-4	3-1	1-3	0-0
NON-CONFERENCE	10-2	7-0	1-0	2-2

##	Player	gp-gs	min	avg	Total		3-Point		F-Throw		Rebounds			pf	dq	a	to	blk	stl	pts	avg			
					fg-fga	fg%	3fg-fga	3fg%	ft-fa	ft%	off	def	tot									avg		
05	Davon Reed	20-20	694	34.7	102-231	.442	49-123	.398	56-68	.824	12	72	84	4.2	29	0	47	44	14	26	309	15.5		
00	Ja'Quan Newton	20-20	643	32.2	113-238	.475	8-30	.267	70-98	.714	16	60	76	3.8	35	0	77	71	1	22	304	15.2		
11	Bruce Brown	20-16	613	30.7	84-173	.486	23-55	.418	51-74	.689	35	100	135	6.8	47	1	65	38	14	33	242	12.1		
20	Dewan Huell	20-12	393	19.7	57-109	.523	0-1	.000	20-30	.667	36	43	79	4.0	42	0	5	19	14	10	134	6.7		
03	Anthony Lawrence	20-8	476	23.8	44-105	.419	20-54	.370	24-36	.667	20	60	80	4.0	50	1	27	29	11	29	132	6.6		
21	Kamari Murphy	20-20	563	28.2	53-110	.482	0-1	.000	24-41	.585	59	104	163	8.2	52	2	9	36	16	5	130	6.5		
04	DJ Vasiljevic	20-0	344	17.2	39-112	.348	34-95	.358	7-9	.778	4	18	22	1.1	23	0	10	6	1	6	119	6.0		
15	Ebuka Izundu	19-4	208	10.9	28-48	.583	0-0	.000	17-23	.739	28	33	61	3.2	43	1	3	18	18	4	73	3.8		
14	Rodney Miller	11-0	44	4.0	4-8	.500	0-0	.000	4-9	.444	3	4	7	0.6	5	0	0	1	1	0	12	1.1		
02	Mike Robinson	6-0	13	2.2	0-4	.000	0-3	.000	1-2	.500	1	0	1	0.2	2	0	0	1	0	1	1	0.2		
35	Chris Stowell	5-0	9	1.8	0-1	.000	0-1	.000	0-0	.000	0	2	2	0.4	0	0	0	0	0	0	0	0.0		
Team											31	34	65											
Total.....		20	4000	524-1139		.460	134-363		.369	274-390		.703	245	530	775	38.8	328	5	243	270	90	136	1456	72.8
Opponents.....		20	4000	453-1143		.396	121-384		.315	227-310		.732	204	437	641	32.0	358	8	228	254	56	125	1254	62.7

TEAM STATISTICS	UM	OPP	Date	Opponent	Score	Att.
SCORING	1456	1254	11-11-16	WESTERN CAROLINA	w 92-43	7142
Points per game	72.8	62.7	11-16-16	at North Florida	w 94-56	3148
Scoring margin	+10.1	-	11-19-16	PENN	w 74-62	6753
FIELD GOALS-ATT	524-1139	453-1143	^ 11-24-16	vs Stanford	w 67-53	2436
Field goal pct	.460	.396	^ 11-25-16	vs Iowa State	L 56-73	1876
3 POINT FG-ATT	134-363	121-384	^ 11-27-16	vs Florida	L 56-65	1216
3-point FG pct	.369	.315	@ 11-30-16	RUTGERS	w 73-61	7064
3-pt FG made per game	6.7	6.1	% 12-03-16	vs Wofford	w 74-57	4885
FREE THROWS-ATT	274-390	227-310	12-06-16	SOUTH CAROLINA STATE	w 82-46	6489
Free throw pct	.703	.732	12-16-16	FLORIDA ATLANTIC	w 76-56	6857
F-Throws made per game	13.7	11.4	12-22-16	GEORGE WASHINGTON	w 72-64	6871
REBOUNDS	775	641	12-28-16	COLUMBIA	w 78-67	7045
Rebounds per game	38.8	32.0	* 12-31-16	NC STATE	w 81-63	6837
Rebounding margin	+6.7	-	* 01-04-17	at Syracuse	L 55-70	17393
ASSISTS	243	228	* 01-12-17	NOTRE DAME	L 62-67	7972
Assists per game	12.2	11.4	* 01-14-17	at Pitt	w 72-46	9714
TURNOVERS	270	254	* 01-18-17	at Wake Forest	L 79-96	9691
Turnovers per game	13.5	12.7	* 01-21-17	at Duke	L 58-70	9314
Turnover margin	-0.8	-	* 01-25-17	BOSTON COLLEGE	w 78-77	7139
Assist/turnover ratio	0.9	0.9	* 01-28-17	NORTH CAROLINA	w 77-62	7563
STEALS	136	125				
Steals per game	6.8	6.3	^ = AdvoCare Invitational, Orlando, Fla.			
BLOCKS	90	56	@ = ACC/Big Ten Challenge			
Blocks per game	4.5	2.8	% = Hoophall Miami Invitational			
ATTENDANCE	77732	59673	* = Conference game			
Home games-Avg/Game	11-7067	5-9852				
Neutral site-Avg/Game	-	4-2603				

Score by Periods	1st	2nd	Totals
Miami	699	757	1456
Opponents	546	708	1254