

MIAMI BASKETBALL

THE BASICS

Date/Time: Tuesday, Dec. 5, 2017 / 7 p.m. ET
Location: Coral Gables, Fla./Watsco Center (7,972)
Television: RSN; **Online:** WatchESPN
 Wes Durham (PxP) and Grant Long (analyst)
Radio: WQAM 560-AM (Joe Zagacki - PxP)
Satellite Radio: SiriusXM 380 (Internet 981)
Series vs. Boston U.: Miami leads, 1-0

2017-18 SCHEDULE/RESULTS

OPPONENT	TV	TIME/SCORE
NOVEMBER (6-0)		
1 NEWBERRY*	ACCN Extra	W, 106-79
10 [13/12] GARDNER-WEBB	ACCN Extra	W, 77-45
12 [13/12] NAVY	ACCN Extra	W, 89-55
16 [11/12] FLORIDA A&M	ACCN Extra	W, 90-59
22 [11/11] vs. La Salle ¹		W, 57-46
25 [11/11] NORTH FLORIDA	RSN	W, 86-65
29 [10/13] at No. 12/12 Minnesota ²	ESPN2	W, 86-81
DECEMBER (1-0)		
2 [10/13] vs. Princeton ³	ESPNU	W, 80-52
5 [10/11] BOSTON UNIVERSITY	RSN	7 p.m.
16 at George Washington	CBSSN	Noon
23 at Hawai'i ⁴	ESPNU	1 a.m.
23 vs. Davidson/ New Mexico State ⁴	ESPN2/U	TBA
25 vs. Akron/Middle Tennessee/ Princeton/USC	ESPN2/U	TBA
30 at Pittsburgh*	ACCN	4 p.m.
JANUARY		
3 at Georgia Tech*	RSN	9 p.m.
7 FLORIDA STATE*	ESPNU	6 p.m.
13 at Clemson*	ESPNU	3 p.m.
15 DUKE*	ESPN	7 p.m.
21 at NC State*	ACCN	Noon
24 LOUISVILLE*	ESPN2	7:30 p.m.
27 at Florida State*	ACCN	4 p.m.
31 PITTSBURGH*	RSN	7 p.m.
FEBRUARY		
3 at Virginia Tech*	ESPN2	2 p.m.
7 WAKE FOREST*	ESPN2	7 p.m.
10 at Boston College*	RSN	2 p.m.
13 VIRGINIA*	ESPN2	9 p.m.
17 SYRACUSE*	CBS	Noon
19 at Notre Dame*	ESPN	7 p.m.
24 BOSTON COLLEGE*	RSN	2 p.m.
27 at North Carolina*	ESPN	9 p.m.
MARCH		
3 VIRGINIA TECH*	ESPN2	Noon
6-10 ACC Tournament ⁵	ESPN/ESPN2/ACCN	

BOLD CAPS denotes home games at Watsco Center, Coral Gables, Fla.; [#/#] denotes Miami's AP/USA TODAY ranking
 *Exhibition; * ACC game

¹ Reading, Pa.; ² ACC/Big Ten Challenge

³ Hoophall Miami Invitational, American Airlines Arena (Miami, Fla.)

⁴ Hawaiian Airlines Diamond Head Classic (Honolulu, Hawai'i)

⁵ Barclays Center, Brooklyn, N.Y.

All times Eastern and subject to change

MIAMI ATHLETICS COMMUNICATIONS

Assistant AD for Communications & Content:

Andy Fledderjohann (MBB Contact)

Email: axf1108@miami.edu

Cell Phone: 434-906-0075 (c)

Twitter/Instagram/Facebook: @CanesHoops

GAME 8 • DEC. 5, 2017 • 7 P.M. ET • CORAL GABLES, FLA.



10/11 MIAMI HURRICANES (7-0)

Head Coach: Jim Larrañaga (Providence, 1971 [B.A.])

Record at UM: 146-69 (7th season), **Career Record:** 616-403 (34th season)

VS



BOSTON UNIVERSITY TERRIERS (3-3)

Head Coach: Joe Jones (SUNY Oswego 1987, 1989)

Record at BU: 110-89 (7th season), **Career Record:** 196-197 (14th season)

THINGS TO KNOW

- Miami has won 15 straight non-conference home games, dating to November 2015, and has captured 31 of its last 33 home contests.
- UM shot 48 percent (24-for-50) from 3-point range in two games last week.
- Boston native Bruce Brown Jr. averaged 16.5 points, 8.5 boards and 4.0 assists in two wins last week.
- DJ Vasiljevic was 8-for-12 from 3-point range and averaged 15.5 points per game last week.
- UM ranks second in the ACC and fourth nationally in scoring defense (57.6).
- UM is outscoring teams by 23.1 points per game (fourth best nationally).

MIAMI, BU MEET FOR FIRST TIME IN 52 YEARS

Miami and Boston University have met just once previously, an 81-60 UM win on Dec. 27, 1965, in the Hurricane Classic.

Jim Larrañaga is 0-2 in his career against BU, with one game each while at Bowling Green and George Mason.

SEARCHING FOR 8-0

Miami is seeking its second 8-0 start under Jim Larrañaga. The 2014-15 squad started 8-0.

This is the fourth straight year the Hurricanes have started at least 4-0 and the fifth time in seven years under Larrañaga.

As of Monday, Miami was one of 13 remaining unbeaten teams in Division I.

LONE HOME GAME

This is Miami's lone home game in December.

The Canes play six of their seven games in December away from home (four neutral, two road) and currently are in a stretch with just one home game in 42 days.

UM's next home game is an ACC clash with Florida State on Jan. 7.

DEFENSE SOLID THROUGH SEVEN GAMES

Miami's defense has come out of the gates strong, limiting its opponents to 57.6 points per game (second in ACC/fourth in NCAA) and 35.7 percent shooting (first in ACC/fourth in NCAA).

The Hurricanes are limiting their opponents to 25.4 percent shooting from 3-point range (first in ACC, 12th nationally), including holding La Salle to 0-for-15 3-point shooting.

UM's defense has recorded four scoreless stretches of five-plus minutes, including a five-minute, 52-second stretch in the first half Saturday against Princeton.

BALANCE ON OFFENSE

Miami put at least five players in double figures in scoring in five of its first seven games. The Hurricanes had three such games in 33 contests in the entire 2016-17 season.

Miami has no one in the ACC's top 20 in scoring, but eight Hurricanes are averaging at least 6.3 points per game, while the Canes are shooting 50.1 percent as a team.

Dewan Huell (14.1 ppg) has hit for 10-plus points in six of the seven contests and leads four Canes in double figures this year.

BROWN MAKING BIG IMPACT

Bruce Brown Jr. stepped up in a pair of wins last week, averaging 16.5 points, 8.5 boards and 4.0 assists.

He ranks second in the ACC in assist-to-turnover ratio (2.92), with 35 assists and just 12 turnovers, and also is the leading rebounder among ACC guards, averaging 8.6 per game.

Brown did not start the second half against La Salle after a scoreless first half and then had seven points and five boards in the second half. Since then he has averaged 15.6 points, eight rebounds and four assists in the last three games.

PROJECTED STARTING LINEUP

Pos. No.	Name	Yr.	Ht.	Wt.	PPG	RPG	APG	Of Note
G 0	Ja'Quan Newton	Sr.	6-3	191	10.6	2.1	3.3	14 assists, 1 turnover in last two games
G 1	Dejan (DJ) Vasiljevic	So.	6-3	203	11.3	2.4	0.4	Third in ACC in 3FG per game (2.57)
G 3	Anthony Lawrence II	Jr.	6-7	210	8.3	7.0	2.7	Ranks 15th in ACC in rebounds per game
G 11	Bruce Brown Jr.	So.	6-5	205	11.7	8.6	5.0	Leads ACC guards in rebounding (ninth overall)
C 20	Dewan Huell	So.	6-11	236	14.1	5.6	0.4	Third in ACC in FG pct (.661)
RESERVES								
G 2	Chris Lykes	Fr.	5-7	161	7.0	0.9	1.9	Had 10 points, three steals at Minnesota
G 4	Lonnie Walker IV	Fr.	6-5	204	7.6	2.3	1.6	Had season-high 12 points and 5 boards Saturday
G 5	Mike Robinson	Sr.	5-10	170	0.6	0.0	0.2	Walk-on; played in 23 career games
C 14	Rodney Miller	So.	7-0	255	1.6	0.4	0.0	Played in 15 games during freshman campaign
C 15	Ebuka Izundu	Jr.	6-10	235	6.3	5.1	0.6	Recorded first career double-double in opener
F 21	Sam Waardenburg	R-Fr.	6-10	217	4.0	3.3	0.3	Had 9 points, 6 rebounds vs. North Florida
F 35	Chris Stowell	Sr.	6-6	208	0.0	0.2	0.0	Walk-on; played in 24 career games



MEDIA INFORMATION COVERING THE CANES

All interview requests for coaches or student-athletes must be approved and cleared by Andy Fledderjohann in the UM Communications office. Please provide at least one day to coordinate interviews.

Any misuse of credentials will result in removal from the Watsco Center and the permanent voiding of the credential.

The Miami locker room is closed at all times. For home games, head coach Jim Larrañaga and at least one UM player will report to the media room for interviews following the opposing team's press conference.

PRESS CREDENTIALS

Media members interested in obtaining season or game credentials should apply online at www.sportssystem.com/miami/basketball.

Credential requests should be submitted no later than seven days prior to the game. Credentials that cannot be mailed will be held for pickup at the will call window at Watsco Center. You must have a press pass to be admitted to the media area and the press room. Seating priority will be given to regular attendees.

PHOTO CREDENTIALS

All photographers and camera operators must wear a visible credential issued by the Miami Athletics Communications Department. Photographers work from the baselines at both ends of the court at Watsco Center. Live television is given top priority for courtside space.

ACC TELECONFERENCE SCHEDULE

The 2018 ACC Men's Basketball Weekly Teleconference begins Monday, Jan. 8, 2017, and continues each Monday through Feb. 26. Each coach will have 10 minutes to make an opening statement and answer questions.

There will be an instant replay of each teleconference on TheACC.com each Monday afternoon. Coaches whose teams play on Monday evening will not participate in that day's teleconference.

Jan. 8: Larrañaga 12:10 p.m. (Brownell 10:30 a.m.)

Jan. 15: Not on call (Duke game day)

Jan. 22: Larrañaga 12:10 p.m. (Padgett 11:50 a.m., Hamilton 11:40 a.m.)

Jan. 29: Larrañaga 12:10 p.m. (Stallings 11 a.m., Williams 12:30 p.m.)

Feb. 5: Larrañaga 12:10 p.m. (Manning 11:20 a.m., Christian 11:30 a.m.)

Feb. 12: Larrañaga 12:10 p.m. (Bennett 11:10 a.m., Boenheim Noon)

Feb. 19: not on call (Notre Dame game day)

Feb. 26: Larrañaga 12:10 p.m. (R. Williams 12:20 p.m.)

AS A RANKED TEAM

The Hurricanes are ranked No. 10 in the Associated Press Poll and No. 11 in the USA TODAY Coaches Poll, each released Monday. As a ranked team under Jim Larrañaga, Miami is 49-18.

Miami has been ranked in five of Larrañaga's seven seasons at The U, topping out at No. 2 in both polls on Feb. 18, 2013.

HOLDING OPPONENTS UNDER 60

Miami has held five of its seven opponents to fewer than 60 points.

UM limited four straight opponents to fewer than 60 points to open the season. That marked the second time that has happened in the Jim Larrañaga era.

The other was a six-game stretch from Dec. 25, 2012 to Jan. 16, 2013.

UM is 73-9 in seven seasons under Larrañaga, including 5-0 this year, when limiting its opponents to fewer than 60 points.

PLAYING WITH THE LEAD

Miami has played with a lead for the vast majority of the first seven games.

The Hurricanes have led for 233 minutes, 56 seconds of the 280 minutes thus far (83 percent). UM has trailed for just 24:32.

Miami led for all but 2:01 at Minnesota and 3:46 against Princeton.

Miami has yet to trail in the second half this season.

HUELL OFF TO BIG START IN THE POST

Sophomore center Dewan Huell has started the season well and leads the team in scoring at 14.1 points per game. He averaged 5.8 per game last year.

He scored a career-best 23 points on 10-of-16 shooting Wednesday at Minnesota La Salle and ranks third in the ACC and 23rd nationally in field-goal percentage (.661).

Huell scored in double figures in each of the first six games and recorded his first career double-double on Nov. 12, matching a career high with 10 boards.

He is averaging 5.6 boards per game (3.1 last year).

DID YOU KNOW?

- Miami is the only school with both its men's basketball and football teams currently in the top 10.
- With Mark Richt earning ACC Coach of the Year honors Monday, Miami's current football, baseball and men's and women's basketball coaches all have earned ACC Coach of the Year laurels during their careers.
 - It marks just the sixth time to ACC history a school has had its active football, baseball and basketball coaches all earn ACC COY honors.
 - The list (football/baseball/MBB/WBB and years together at ACC Coaches of Year):

Miami: Richt/Morris/Larrañaga/Meier (2017)
FSU: Bowden/Martin/Hamilton/Semrau (2009)
UVA: Groh/O'Connor/Leitao/Ryan (2007-09)
Duke: Goldsmith/Traylor/Krzyzewski/Goestenkors (1996-98)
UNC: Brown/Roberts/Smith/Hatchell (1997)
UVA: Welsh/Womack/Holland/Ryan (1985-90)

NOTING THE YOUTH MOVEMENT

Miami features a young group this season. Seven of the Hurricanes' 10 active scholarship players are underclassmen.

Ja'Quan Newton is the lone scholarship senior.

Miami's starting lineup this year has featured Newton, Anthony Lawrence (junior) and sophomores Bruce Brown, Dewan Huell and Dejan Vasiljevic.

LYKES PROVIDES SPARK

Chris Lykes has given UM a big boost off the bench, particularly Wednesday at Minnesota.

The rookie guard scored 10 points and added a season-best three steals in 19 minutes off the bench.

Lykes was inserted to start the second half, and Miami responded by going on a 9-2 run to break a 36-all halftime deadlock.

He is shooting 40 percent from 3-point range and averaging seven points per game this year.

NOTING THE PRINCETON GAME

- Miami held Princeton to season lows in points (52), shooting (31.1%) and 3-point shooting (25%).
- Miami limited Princeton to two field goals over the final 10:42 of first half after trailing 16-14.
- UM held Princeton scoreless for 5:52 in the first half, the Hurricanes' fourth opponent scoreless streak of five-plus minutes this year.
- Miami hit a season-high 14 3-pointers.
- Miami out-rebounded an opponent for the sixth time in seven games.
 - Dejan Vasiljevic recorded a career-best 20 points, including 14 in the second half. It was the second 20-point effort by a Hurricane player this year (Dewan Huell, 23 at Minnesota).
 - Bruce Brown Jr. scored a season-high 17 points (14 in first half) and matched a career high with four 3-pointers.
 - Anthony Lawrence matched a career-best with 10 rebounds (seven in first half).
 - Lonnie Walker had career highs in points (12) and rebounds (5).

WAARDENBURG MAKES FIRST APPEARANCE

After redshirting last season and missing the first three games this year with a back injury, forward Sam Waardenburg made his college debut last week.

He scored seven points in 13 minutes against La Salle and followed it up by scoring nine points and grabbing six boards in 16 minutes against North Florida.

The 6-foot-10 New Zealand native has added about 15 pounds to his frame since arriving at UM.

LUCKY SEVENS FROM LONG RANGE

Miami has connected on at least seven shots from long range in 126 of Larrañaga's 215 games at UM, including five of seven games in 2017-18. The Canes are 98-28 when making at least seven from 3-point range.

UM hit 10 threes at Minnesota and followed it up with a season-high 14 Saturday against Princeton.

Previous seasons: 2016-17: 11-5; 2015-16: 17-3; 2014-15: 18-5; 2013-14: 9-6; 2012-13: 19-3; 2011-12: 19-6.

Miami is averaging 8.6 3-pointers per game this season.



QUICK FACTS

Location Coral Gables, Fla.
 Enrollment 17,021
 Founded 1925
 Nickname Hurricanes
 Colors Orange (PMS 1665), Green (3435) and White
 President Dr. Julio Frenk
 Director of Athletics Blake James
 Conference Atlantic Coast
 Arena/Capacity Watsco Center/7,972
 Press Row 305-284-2111

COACHING STAFF

Head Coach Jim Larrañaga (Providence, '71)
 Record at Miami 146-69 (7th season)
 Career Record 616-403 (34th season)
 Assoc. Head Coach.. Chris Caputo (Westfield [Mass.] State, '02)
 Assistant Coach Jamal Brunt (Randolph Macon, '03)
 Assistant Coach Adam Fisher (Penn State, '06, '09)
 Dir of Basketball Ops.. Lamont Franklin (UNC Wilmington, '97)
 Associate Director of Ops Jeff Dyer (Delaware, '14)
 Player Development Asst..... Chaison Allen (Northeastern, '11)
 Strength & Conditioning Coach Steve Felde (Concordia, '03)
 Assistant Athletic Trainer Javier Jimenez (Temple, '06)

PROGRAM HISTORY

First Year of Basketball 1926
 All-Time Record 1,018-739 (.578)
 Under Jim Larrañaga 146-69 (7 years)
 All-Time ACC Record 107-111 (.491)
 Under Jim Larrañaga 64-42 (.604)
 ACC Regular-Season Championships 1 (2013)
 ACC Tournament Championships 1 (2013)
 NCAA Tournament Appearances 9
 1960, 1998, 1999, 2000, 2002, 2008, 2013, 2016, 2017
 All-Time Record in NCAA Tournament 8-9
 Last NCAA Postseason Finish 2017 First Round
 NIT Appearances 12
 1961, '63, '64, '95, '97, 2001, '05, '06, '09, '11, '12, '15
 All-Time Record in NIT 11-12
 Last NIT Finish 2015 Runner-Up

CANES IN PRO BASKETBALL

NBA

Shane Larkin Boston Celtics
 Sheldon McClellan Washington Wizards
 Davon Reed Phoenix Suns

NFL

Jimmy Graham Seattle Seahawks
 Erik Swoope Indianapolis Colts

G-League

DeQuan Jones Fort Wayne Mad Ants
 Kamari Murphy Long Island Nets
 Durand Scott Memphis Hustle
 Trey McKinney Jones Fort Wayne Mad Ants

International

Garrius Adams Bashkimi (Kosovo)
 Rion Brown Dijon (France)
 Ivan Cruz Uceda Real Betis Energia Plus (Spain)
 Guillermo Diaz San Lorenzo de Almagra (Argentina)
 Julian Gamble Telekom Baskets Bonn (Germany)
 Malcolm Grant Nevėžis Kėdainiai (Lithuania)
 Tonye Jekiri Oostende (Belgium)
 Reggie Johnson Mono Vampire Bangkok (Thailand)
 Kenny Kadji Tofaş (Turkey)
 Angel Rodriguez Maccabi Haifa (Israel)

CANES LOOK FOR 70 POINTS

Miami has eclipsed the 70-point plateau in six of its seven games this year.

Last season Miami was 17-1 overall and 8-1 in ACC play when scoring 70+ points.

UM is 61-11 when scoring 70 or more points under Jim Larrañaga and 38-1 when breaking the 80-point barrier.

THE WATSCO ADVANTAGE

Miami has defended its home turf well in recent years, winning 31 of its last 33 games at the Watsco Center. The Hurricanes went 14-2 at home last year and are 81-22 (.786) under Jim Larrañaga.

Miami has won 15 straight home non-conference games, dating to a 78-77 loss to Northeastern on Nov. 27, 2015.

In the first 16 years at the Watsco Center (formerly BankUnited Center), Miami is 176-66 (.727).

In seven seasons under Larrañaga, Miami is 43-7 in non-conference play and 38-15 in ACC action at home. In both 2012-13 and 2015-16, the Canes had just one loss at Watsco Center.

Miami at Watsco Center Under Jim Larrañaga

Year	Overall	N-C	ACC
2011-12	14-4	8-2	6-2
2012-13	14-1	6-0	8-1
2013-14	8-8	5-2	3-6
2014-15	12-6	7-2	5-4
2015-16	15-1	6-1	9-0
2016-17	14-2	7-0	7-2
2017-18	4-0	4-0	-
Totals	81-22	43-7	38-15

BROWN JOINS ELITE TRIPLE-DOUBLE COMPANY

Bruce Brown Jr. started off his sophomore season with a great all-around performance against Gardner-Webb, recording his second career triple-double, the third in school history and the 31st in ACC history.

Brown became just the sixth player in the league's storied history to earn a pair of triple-doubles.

He reached the status at the 5:36 mark of the second half with a field goal for his ninth and 10th points.

As part of the opener, Brown matched his career high in assists and fell one shy of his high in rebounds.

Players with Two Triple-Doubles in ACC History

Tree Rollins, Clemson (1977, 1979)
 Ralph Sampson, Virginia (1979)
 Derrick Lewis, Maryland (1987)
 Sharone Wright, Clemson (1992, 1993)
 Dennis Smith Jr., NC State (2017)

Bruce Brown Jr., Miami (2016, 2017)

Triple-Doubles in Program History

1. Anthony King vs. Florida Atlantic, 11/29/04
11 points, 10 rebounds, 13 blocks
2. **Bruce Brown Jr.** vs. South Carolina State, 12/6/15
11 points, 11 rebounds, 10 assists
3. **Bruce Brown Jr.** vs. Gardner-Webb, 11/10/17
10 points, 11 rebounds, 10 assists

MORE HONORS FOR BROWN

Bruce Brown Jr. added a pair of early-season honors in the recently, as he was named to the watch list John L. Wooden Award as well as the Citizen Naismith Trophy Top 50.

In the preseason, Brown was named to the Preseason All-ACC Second Team. He also was lauded nationally on the watch lists for the Citizen Naismith Trophy, Julius Erving Small Forward of the Year Award, Lute Olson National Player of the Year Award and the Oscar Robertson Trophy.

WHO'S BACK

The Hurricanes welcome back 10 players from their 2017 NCAA Tournament squad, including starters Bruce Brown Jr., Anthony Lawrence II and Ja'Quan Newton. In all, Miami returns six players who averaged double-figure minutes.

Newton averaged 13.5 points and 31.4 minutes per game last year. After a standout rookie season, Brown (11.8 ppg, 5.6 rpg, 31.9 mpg) is back, as is Lawrence (6.8 ppg, 3.8 rpg, 26 mpg).

Miami also returns Dejan Vasiljevic, Ebuka Izundu and Dewan Huell, each of whom averaged at least 13 minutes per game last year. Izundu and Huell are the Canes' top returning post threats, while Vasiljevic averaged six points in 17 minutes per game off the bench.

CANES WELCOME STRONG CLASS OF ROOKIES

Miami added three high-touted newcomers this year in Deng Gak, Chris Lykes and Lonnie Walker IV. Each was an ESPN Top 100 recruit last season.

A 2017 McDonald's All-American and consensus top-20 recruit, Walker IV was among 20 players named to the preseason watch list for the 2018 Jerry West Shooting Guard of the Year Award.

Walker recently was tabbed the "most exciting freshman in America" by ESPN.com's Myron Medcalf.

Lykes was ESPN's No. 45 recruit, while Gak was rated No. 91. Gak is expected to redshirt this season.

BEST PRESEASON RANKING IN PROGRAM HISTORY

Ranked in the preseason polls for the first time since 2008-09, Miami was No. 13 in the preseason Associated Press poll. It marked the highest preseason AP ranking in program history. Miami also was No. 12 in the USA Today Coaches poll.

It is the third time Miami is among the top 25 teams to start the season. The Canes were ranked No. 25 prior to the 1999-2000 campaign and No. 17 heading into the 2008-09 season.

ACC PRESEASON POLL

Miami is ranked fourth in the 2017-18 ACC Coaches Preseason Poll, the Hurricanes' highest standing in the poll in Jim Larrañaga's seven years at the helm and matching their highest at any point during their 14 years in the ACC (fourth in 2008-09).

In each of Larrañaga's first six seasons, Miami finished the year in a higher standing than their preseason rank.

Miami followed Duke, North Carolina and Notre Dame in the preseason poll.



IN THE POLLS (DEC. 3)

ASSOCIATED PRESS

Rk	Team	Record	Votes
1	Duke (65)	10-0	1,625
2	Kansas	7-0	1,525
3	Michigan State	7-1	1,500
4	Villanova	8-0	1,434
5	Florida	5-1	1,301
6	Wichita State	6-1	1,197
7	Texas A&M	7-0	1,192
8	Kentucky	7-1	1,174
9	Notre Dame	7-1	1,156
10	Miami	7-0	1,122
11	North Carolina	8-1	999
12	Gonzaga	7-1	856
13	Xavier	7-1	768
14	Minnesota	8-1	758
15	Virginia	8-0	728
16	Arizona State	7-0	609
17	Cincinnati	7-1	583
18	West Virginia	7-1	557
19	Seton Hall	7-1	405
20	TCU	8-0	311
21	Purdue	8-2	266
22	Nevada	8-0	199
23	Baylor	5-2	182
24	Tennessee	6-1	96
25	USC	4-2	90

Others receiving votes: Texas Tech 82, UCLA 75, Rhode Island 73, Creighton 53, *Louisville 50*, Texas 32, Alabama 21, SMU 15, Mississippi State 11, Kansas State 10, Arizona 10, Georgia 9, Washington State 9, Oklahoma 7, Providence 6, *Florida State 6*, *Clemson 5*, Valparaiso 5, Georgetown 4, Oklahoma State 3, UT Arlington 3, Western Kentucky 2, Towson 1

USA TODAY COACHES

Rk	Team	Record	Votes
1	Duke (30)	10-0	798
2	Kansas (1)	7-0	756
3	Michigan State (1)	7-1	730
4	Villanova	8-0	710
5	Florida	5-1	629
6	Wichita State	6-1	565
7	Kentucky	7-1	560
8	Notre Dame	7-1	552
9	Texas A&M	7-0	537
10	North Carolina	8-1	516
11	Miami	7-0	483
12	Virginia	8-0	438
13	Gonzaga	7-1	435
14	Xavier	7-1	381
15	Minnesota	8-1	335
16	West Virginia	7-1	285
17	Cincinnati	7-1	251
17	Arizona State	7-0	251
19	Seton Hall	7-1	213
20	TCU	8-0	153
21	Purdue	8-2	143
22	Baylor	5-2	123
23	UCLA	7-1	80
24	Nevada	8-0	65
25	USC	4-2	62

Others receiving votes: Texas Tech 61, *Louisville 40*, Creighton 36, Tennessee 24, Arizona 23, Oklahoma 19, *Virginia Tech 19*, Rhode Island 18, Texas 18, UT Arlington 15, *Florida State 13*, *Syracuse 13*, Saint Mary's 10, Butler 8, Michigan 7, Alabama 6, Georgia 4, Kansas State 4, Vermont 3, Providence 2, Missouri 2, Boise State 1, San Diego State 1, SMU 1, Washington State 1

Italics denotes 2017-18 opponents (or potential opponents in Diamond Head Classic)

2017-18 ROSTER HAS SIX TOP-100 RECRUITS

Miami signed three ESPN Top 100 recruits for the class of 2017, including No. 18 Lonnie Walker from Reading, Pa., No. 46 Chris Lykes from Mitchellville, Md., and No. 92 Deng Gak from Blairstown, N.J.

The trio joins former ESPN Top 100 Hurricanes Bruce Brown (No. 26 in 2016), Dewan Huell (No. 28 in 2016) and Ja'Quan Newton (No. 58 in 2014) in the fall of 2017. In just seven seasons at The U, Larrañaga has recruited six of Miami's 11 ESPN Top 100 players since 2007.

ESPN Top 100 Players on 2017-18 Roster

18 Lonnie Walker - 2017	26 Bruce Brown - 2016
46 Chris Lykes - 2017	28 Dewan Huell - 2016
92 Deng Gak - 2017	58 Ja'Quan Newton - 2014

Miami's ESPN Top 100 Players Since 2007

18 Lonnie Walker - 2017	53 Edwin Rios - 2007
26 Bruce Brown - 2016	58 Ja'Quan Newton - 2014
28 Dewan Huell - 2016	83 Garrus Adams - 2009
28 DeQuan Jones - 2008	88 Donnavan Kirk - 2009
43 Durand Scott - 2009	92 Deng Gak - 2017
46 Chris Lykes - 2017	

Recruits under Larrañaga are in *italics*

MIAMI EARNS HIGH GSR NUMBERS

Miami's men's basketball team posted an exemplary Graduation Success Rate (GSR), in the latest numbers released on Nov. 8 by the NCAA. Miami recorded a 92 percent GSR, which is based on the four entering classes from 2007-08 through 2010-11.

In addition, the UM football (83 percent), women's basketball (92 percent) and baseball (83 percent) programs all posted GSR totals above the NCAA average.

The NCAA Graduation Success Rate (GSR) was developed in response to college and university presidents suggesting that graduation data more accurately reflect the mobility among college students today. The GSR measures graduation rates at Division I institutions and includes students transferring into the institutions. The GSR also allows institutions to subtract student-athletes who leave their institutions prior to graduation as long as they would have been academically eligible to compete had they remained.

BIG SHOES TO FILL

Miami lost a pair of 2016-17 starters to graduation - guard Davon Reed and forward Kamari Murphy.

A 2017 Third-Team All-ACC honoree, Reed led the Hurricanes in scoring at 14.9 points per game while averaging a team-high 35.3 minutes per game. Reed was selected No. 32 overall by the Phoenix Suns in the second round of the 2017 NBA Draft, the 20th player in program history to be drafted.

Playing in 131 career games (99 starts), Reed scored 1,343 points, good for No. 16 on the Hurricanes' all-time scoring list.

The 6-foot-8, 220-pound Murphy was a force in the middle, averaging 7.1 points and 7.3 rebounds per game.

BROWN, WALKER EARN PLAUDITS FROM ESPN.COM

In October, ESPN.com listed Bruce Brown as the best college shooting guard draft prospect for the 2018 NBA Draft. Lonnie Walker was tabbed second best.

They were the lone teammates on the 10-man list.

Brown and Walker were listed 12th and 13th, respectively on ESPN's top 100 draft prospects for 2018, as Miami was one of 13 college teams to have multiple players on the list.

ACC OPERATION BASKETBALL

2017-18 PRESEASON POLL (First-place votes in parentheses)

Team & Points

- Duke (57) - 1020
- North Carolina (7) - 921
- Notre Dame (4) - 852
- Miami (1) - 809**
- Louisville - 733
- Virginia - 690
- Virginia Tech - 549
- Florida State - 519
- Georgia Tech - 468
- Syracuse - 420
- Wake Forest - 378
- NC State - 310
- Clemson - 289
- Boston College - 181
- Pittsburgh - 141

2017-18 Preseason All-ACC Team (votes in parentheses)

First Team

- Bonzie Colson, Notre Dame (64)
 Grayson Allen, Duke (60)
 Joel Berry II, North Carolina (58)
 Marvin Bagley III, Duke (26)
 Ben Lammers, Georgia Tech (25)

Second Team

- Bruce Brown Jr., Miami (22)**
 Quentin Snider, Louisville (12)
 Deng Adel, Louisville (12)
 Josh Okogie, Georgia Tech (11)
 Jerome Robinson, Boston College (11)

ACC Preseason Player of the Year

- Bonzie Colson, Notre Dame (49)
 Grayson Allen, Duke (9)
 Joel Berry II, North Carolina (9)
Bruce Brown Jr., Miami (1)
 Jerome Robinson, Boston College (1)

ACC Preseason Rookie of the Year

- Marvin Bagley III, Duke (58)
Lonnie Walker IV, Miami (3)
 Lavar Batts Jr., NC State (2)
 M.J. Walker, Florida State (2)
 Jalek Felton, North Carolina (1)
 Aamir Simms, Clemson (1)
 Oshae Brissett, Syracuse (1)
 De'Andre Hunter, Virginia (1)

MIAMI IN THE POLLS

Date	AP	USA Today	RPI
Pre	13	12	-
Nov. 13	11	12	-
Nov. 20	11	11	-
Nov. 27	10	13	-
Dec. 4	10	11	-



VASILJEVIC LOOKS TO BUILD ON BIG SUMMER

Sophomore guard Dejan Vasiljevic had a strong summer playing internationally with Australia's Emerging Boomers at the World University Games in Taipei.

The Melbourne native averaged 21.5 points a game on 45.3 percent shooting from the field in eight games in the tournament.

Vasiljevic scored 20-plus points and led the team in scoring in five of the eight games as the Emerging Boomers finished ninth in the field.

He closed out play with a 28-point performance in a 101-96 win over Canada.

COACHING COORDINATORS

Miami's assistant coaching staff is set up in a coordinator system. Jamal Brunt serves as the offensive coordinator, while Chris Caputo handles the defense. Adam Fisher manages the scout for every opponent.

SCHEDULE NOTES

Miami has a dozen games scheduled against eight programs that competed in the 2017 NCAA Tournament, with potential matchups with four more in the Hawaiian Airlines Diamond Head Classic.

Miami traveled to face Minnesota in the Big Ten/ACC Challenge Wednesday before returning to play Princeton in the Hoophall Miami Invitational on Saturday.

Miami plays six ACC opponents (10 games total) that competed in 2017 NCAA Tournament, including reigning national champion North Carolina.

Miami competes in the Hawaiian Airlines Diamond Head Classic Dec. 22-25, opening with the host, Hawaii. The 2017 edition of the classic features a great field with five NCAA tournament participants from the past season in Miami, Middle Tennessee, New Mexico State, Princeton and Southern California.

MILES WILSON JOINS MIAMI PROGRAM

Jim Larrañaga added Miles Wilson to the Hurricanes' incoming class of 2017. A 6-foot-5-inch transfer from Mount St. Mary's, Wilson will sit out the 2017-18 season because of NCAA transfer rules, then have three years of eligibility with the Hurricanes.

Wilson averaged 11.8 points per game and 3.9 rebounds in 28.9 minutes per game and was named to the Northeast Conference All-Rookie Team.

In the NCAA Tournament's First Four, Wilson scored 17 points and grabbed 11 rebounds in a 67-66 win over New Orleans before recording a game-high 22 points with seven rebounds against top-seeded Villanova.

SELLING OUT THE WATSCO CENTER

Miami sold out its season ticket allotment for all home games last year at the WatSCO Center. This marked the second consecutive year the Hurricanes sold out their season ticket allotment, reaching 5,750 in sales.

UM has fewer than 200 season tickets remaining for this season.

For three straight years now, fans have bought over 5,500 season tickets, more than doubling the total number of season tickets sold in Jim Larrañaga's first season in Coral Gables. When Larrañaga began his reign in Miami, fans bought 2,251 season tickets for the 2011-12 campaign.

Season Tickets per Year

2016-17: 5,750	2015-16: 5,500	2014-15: 3,427
2013-14: 3,674	2012-13: 2,372	2011-12: 2,251

CANES SEEK ANOTHER 20-WIN CAMPAIGN

Jim Larrañaga posted five 20-win seasons in his first six years at The U and 11 career 20-win seasons. The 21-win campaign in 2016-17 was Miami's eighth 20-win season since joining the ACC (2004-05). Larrañaga is just the second coach in Miami history with five 20-win seasons, joining Bruce Hale (1954-67).

The Canes won seven or more ACC games in each of Larrañaga's first six seasons and have had 10 or more league victories in four years. Prior to Larrañaga's arrival, Miami had never won 10 ACC games in a season.

LARRAÑAGA 12TH IN WINS AMONG ACTIVE DIVISION I NCAA COACHES

Entering the 2017-18 season, Jim Larrañaga ranks 12th in career wins among active Division I coaches with 609. Of those 12, five are in the Naismith Memorial Basketball Hall of Fame, including four from the Atlantic Coast Conference.

Now in his 34th season as a head coach, Larrañaga ranks 47th in all-time NCAA victories.

In his career, Larrañaga won 27 games at American International, 170 at Bowling Green, 273 at George Mason and 139 at Miami. He is one of 15 coaches all-time with 100 or more wins at three D-I schools, four of whom are actively coaching.

WINNINGEST ACTIVE COACHES

(minimum five years as Division I head coach)

Rank	Coach	Wins*
1.	Mike Krzyzewski, Duke	1,071
2.	Jim Boeheim, Syracuse	903
3.	Bob Huggins, West Virginia	819
4.	Roy Williams, North Carolina	816
5.	Rick Byrd, Belmont	754
6.	Cliff Ellis, Coastal Carolina	733
7.	John Beilein, Michigan	691
8.	Larry Hunter, Western Carolina	689
9.	John Calipari, Kentucky	652
10.	Rick Barnes, Tennessee	635
11.	Bill Self, Kansas	623
12.	Jim Larrañaga, Miami	609
13.	Lon Kruger, Oklahoma	601
14.	Dana Altman, Oregon	597
15.	Greg Kampe, Oakland	581

*Totals listed are at end of 2016-17 regular season

LARRAÑAGA AND CAPUTO IN 16TH YEAR TOGETHER

Head coach Jim Larrañaga and associate head coach Chris Caputo are beginning their 16th season on sidelines together, dating back to their time at George Mason.

Caputo started on Larrañaga's staff as the video coordinator for the 2002-03 season, and along the way, the native of Elmhurst, N.Y., was an assistant coach and is now the associate head coach for the Hurricanes. Caputo helped the 2006 GMU team to the NCAA Final Four and has made five total NCAA Tournament appearances with Larrañaga.

Both Caputo and Larrañaga attended Archbishop Molloy (N.Y.) High School and played for legendary head coach Jack Curran.

MIAMI'S RECORD WHEN ...

Record	2017-18		Larranaga	
	All	ACC	At UM	ACC
All games	7-0	-	146-69	64-42
Home	4-0	-	81-22	38-15
Away	1-0	-	41-32	26-27
Neutral	2-0	-	24-15	-
November	6-0	-	35-9	-
December	1-0	-	28-9	1-1
January	-	-	26-18	24-18
February	-	-	33-18	33-18
March	-	-	24-14	7-5
April	-	-	-	0-1
vs. Top-10 opponents	-	-	7-13	6-9
vs. Top-25 (includes Top-10)	1-0	-	17-31	11-22
vs. RV opponents (either poll)	-	-	11-4	4-1
vs. Teams over .500 on game day	3-0	-	92-62	47-37
vs. Teams under .500 on game day	3-0	-	34-6	13-5
vs. Teams at .500 on game day	1-0	-	16-1	4-0
While UM in Top 25	7-0	-	49-17	25-11
While UM is RV (only)	-	-	39-13	14-7
Leading at halftime	5-0	-	111-16	45-13
Trailing at halftime	0-0	-	28-50	15-27
Tied at halftime	2-0	-	7-3	3-2
In overtime games	0-0	-	7-7	4-3
Single overtime	0-0	-	4-6	2-2
Double overtime	0-0	-	3-1	2-1
Leading w/2:00 left in regulation	7-0	-	135-8	59-4
Trailing w/2:00 left in regulation	0-0	-	9-58	4-37
Tied w/2:00 left in regulation	0-0	-	2-1	0-1
UM shoots 50% or better from field	6-0	-	58-5	19-2
UM shoots 40-49% from field	0-0	-	70-24	37-20
UM shoots under 40% from field	1-0	-	18-40	8-20
Opp. shoots 50% or better from field	0-0	-	9-24	5-14
Opp. shoots 40-49% from field	2-0	-	62-29	31-17
Opp. shoots under 40% from field	5-0	-	77-15	29-10
UM shoots 70% or better from line	1-0	-	90-35	39-21
UM shoots less than 70% from line	6-0	-	56-34	34-20
UM makes more 3-point FGs	6-0	-	78-28	34-22
UM makes fewer 3-point FGs	1-0	-	44-29	22-17
3-point FGs are even	0-0	-	15-5	8-3
4+ Canes in double figures	5-0	-	74-13	28-9
3 Canes in double figures	1-0	-	53-26	28-12
2 or fewer Canes in double figures	1-0	-	19-30	8-21
Outrebounding opponent	6-0	-	98-24	37-16
Opp. outrebounds UM	1-0	-	41-45	24-26
Tied in rebounds	0-0	-	6-0	3-0
UM records 10 or more steals	0-0	-	21-4	7-1
UM records 15 or more assists	6-0	-	48-4	19-3
UM commits fewer than 15 turnovers	7-0	-	125-56	55-36
UM commits 15 or more turnovers	0-0	-	19-7	7-6
UM commits fewer turnovers than opp.	6-0	-	79-26	35-14
UM commits more turnovers than opp.	1-0	-	50-30	21-20
Tied in turnovers	0-0	-	14-12	8-8
UM scores 59 points or fewer	1-0	-	12-34	7-21
UM scores 60-69 points	0-0	-	38-23	20-11
UM scores 70-79 points	1-0	-	58-11	25-9
UM scores 80-89 points	4-0	-	26-1	8-1
UM scores 90-99 points	1-0	-	11-0	3-0
UM scores 100 or more points	0-0	-	1-0	0-0
Playing during morning (11 a.m.)	-	-	1-1	-
Playing during afternoon	1-0	-	45-24	26-17
Playing in evening (5 p.m. or later)	6-0	-	99-43	38-25
Games decided by 3 points or fewer	0-0	-	16-13	9-9
Games decided by 4-10 points	1-0	-	45-26	24-19
Games decided by 11-19 points	1-0	-	49-21	20-9
Games decided by 20+ points	5-0	-	36-8	11-4

JIM LARRAÑAGA

7TH SEASON AT MIAMI, 34TH SEASON AS HEAD COACH

COACHING EXPERIENCE

Head Coach

2011- Miami
1997-2011 George Mason
1986-97 Bowling Green
1977-79 American International

Assistant Coach

1979-86 Virginia
1971-76 Davidson

Player/Coach

1977 Geronemo Basketball Club (Belgium)

PLAYING CAREER

Geronemo Basketball Club (Belgium) 1976-77
Providence College, 1967-71
Archbishop Molloy, 1963-67

COACHING HONORS

AP, Naismith, Iba, Rupp Coach of the Year, 2013
NABC All-District II, 2013
USBWA District IV Coach of the Year, 2013, 2016
Clair Bee National Coach of the Year, 2006
ACC Coach of the Year, 2013, 2016
CAA Coach of the Year, 1999, 2011
MAC Coach of the Year, 1997
Eight NCAA tournament appearances
1999, 2001, 2006, 2008, 2011, 2013, 2016, 2017
Eight postseason NIT appearances
1990, 1991, 1997, 2002, 2004, 2009, 2012, 2015
11 20-win seasons

PERSONAL

Hometown Bronx, N.Y.
Born Oct. 2, 1949
Family Wife: Liz, Sons: Jay and Jon
Grandchildren: Tia, James, Jon Temple, Henry
Education Providence College, 1971, B.A. Economics
Archbishop Molloy High School, 1967

NOTABLE COLLEGE PLAYERS COACHED

Sheldon McClellan (Miami) - All-ACC Second Team, ACC Tournament Second Team

Shane Larkin (Miami) - NBA first-round draft pick (18th overall), ACC Player of the Year, ACC Tournament MVP, finalist for Cousy, Naismith & Wooden awards, All-ACC First Team and All-ACC Defensive Team, Lute Olson National Player of the Year, AP and NABC All-American (Second team), Sporting News All-American (Third), ESPN, Wooden, Olson and Driesell Defensive All-American, USBWA All-District, Basketball Times All-District

Durand Scott (Miami) - ACC Defensive Player of the Year, ACC Tournament First Team, All-ACC Third Team

George Evans (George Mason) - Three-time CAA Player of the Year, CAA Rookie of the Year, three-time CAA Defensive Player of the Year, three-time CAA All-Defensive Team

Antonio Daniels (Bowling Green) - MAC Player of the Year, MAC Freshman of Year

NOTABLE NBA PLAYERS COACHED

Lance Blanks	Frank Booker	Rick Carlisle
Antonio Daniels	Jeff Jones	Andrew Kennedy
Jeff Lamp	Shane Larkin	Lewis Latimore
Jason Miskiri	Olden Polynice	Lee Raker
Ralph Sampson	Tom Sheehey	Clinton Venable
Othell Wilson	Ricky Wilson	

STUDENT-ATHLETE HONORS

At Miami

One All-American
One USBWA All-District IV selection
One Basketball Times All-District
One ACC Player of the Year
One ACC Defensive Player of the Year
One ACC Tournament MVP
14 All-ACC postseason selections
Five ACC-All-Defensive Team selections
One ACC All-Rookie Team selection
Four ACC Academic Honor Roll selections
Seven ACC Players of the Week
One ACC Rookie of the Week
Six ACC All-Tournament team selections
Two NIT All-Tournament Team selections
Two NABC Honors Court selections

YEAR-BY-YEAR

Year	School	Overall		Conference	
		W-L	W-L	Finish	Postseason
1977-78	American International	14-13			
1978-79	American International	13-13			
1986-87	Bowling Green	15-14	10-6	3	
1987-88	Bowling Green	12-16	7-9	t-5	
1988-89	Bowling Green	13-15	6-10	t-6	
1989-90	Bowling Green	18-11	9-7	t-3	NIT First Round (0-1)
1990-91	Bowling Green	17-13	9-7	t-4	NIT First Round (0-1)
1991-92	Bowling Green	14-15	8-8	5	
1992-93	Bowling Green	11-16	8-10	t-6	
1993-94	Bowling Green	18-10	12-6	t-2	
1994-95	Bowling Green	16-11	10-8	t-5	
1995-96	Bowling Green	14-13	9-9	t-6	
1996-97	Bowling Green	22-10	13-5	t-1	NIT First Round (0-1)
1997-98	George Mason	9-18	6-10	6	
1998-99	George Mason	19-11	13-3	1	NCAA First Round (0-1)
1999-00	George Mason	19-11	12-4	t-1	
2000-01	George Mason	18-12	11-5	3	NCAA First Round (0-1)
2001-02	George Mason	19-10	13-5	2	NIT First Round (0-1)
2002-03	George Mason	16-12	11-7	4	
2003-04	George Mason	23-10	12-6	3	NIT Third Round (2-1)
2004-05	George Mason	16-13	10-8	6	
2005-06	George Mason	27-8	15-3	t-1	NCAA Final Four (4-1)
2006-07	George Mason	18-15	9-9	5	
2007-08	George Mason	23-11	12-6	2	NCAA First Round (0-1)
2008-09	George Mason	22-11	13-5	2	NIT First Round (0-1)
2009-10	George Mason	17-15	12-6	4	CIT First Round (0-1)
2010-11	George Mason	27-7	16-2	1	NCAA Second Round (1-1)
2011-12	Miami	20-13	9-7	t-4	NIT Second Round (1-1)
2012-13	Miami	29-7	15-3	1	NCAA Sweet 16 (2-1)
2013-14	Miami	17-16	7-11	10	
2014-15	Miami	25-13	10-8	6	NIT Championship Game (4-1)
2015-16	Miami	27-8	13-5	t-2	NCAA Sweet 16 (2-1)
2016-17	Miami	21-12	10-8	t-7	NCAA First Round (0-1)
2017-18	Miami	7-0	0-0	-	
	Overall	616-403	330-206		
2 years	American International	27-26 (.509)			
11 years	Bowling Green	170-144 (.541)			
14 years	George Mason	273-164 (.625)			
7 years	Miami	146-69 (.679)			
34 years		616-403 (.604)			



2017-18 Miami Men's Basketball
Miami (FL) Combined Team Statistics (as of Dec 03, 2017)
All games

RECORD:	OVERALL	HOME	AWAY	NEUTRAL
ALL GAMES	7-0	4-0	1-0	2-0
CONFERENCE	0-0	0-0	0-0	0-0
NON-CONFERENCE	7-0	4-0	1-0	2-0

#	Player	gp-gs	min	avg	Total		3-Point		F-Throw		Rebounds					pts	avg										
					fg-fga	fg%	3fg-fga	3fg%	ft-fa	ft%	off	def	tot	avg	pf			dq	a	to	blk	stl					
20	Dewan Huell	7-7	155	22.1	41-62	.661	0-1	.000	17-24	.708	11	28	39	5.6	15	0	3	11	6	5	99	14.1					
11	Bruce Brown	7-7	226	32.3	33-71	.465	9-22	.409	7-16	.438	9	51	60	8.6	11	0	35	12	3	7	82	11.7					
01	DJ Vasiljevic	7-7	175	25.0	28-62	.452	18-44	.409	5-5	1.000	1	16	17	2.4	12	0	3	2	1	3	79	11.3					
00	Ja'Quan Newton	7-7	194	27.7	29-63	.460	2-11	.182	14-23	.609	1	14	15	2.1	7	0	23	14	1	9	74	10.6					
03	Anthony Lawrence	7-7	187	26.7	20-40	.500	9-19	.474	9-16	.563	12	37	49	7.0	19	1	19	11	7	8	58	8.3					
04	Lonnie Walker	7-0	147	21.0	19-44	.432	8-24	.333	7-11	.636	2	14	16	2.3	4	0	11	4	2	6	53	7.6					
02	Chris Lykes	7-0	113	16.1	18-43	.419	11-27	.407	2-4	.500	0	6	6	0.9	16	0	13	9	0	9	49	7.0					
15	Ebuka Izundu	7-0	118	16.9	19-24	.792	0-0	.000	6-12	.500	16	20	36	5.1	16	0	4	11	8	2	44	6.3					
21	Sam Waardenburg	4-0	47	11.8	7-19	.368	2-5	.400	0-0	.000	7	6	13	3.3	5	0	1	3	1	1	16	4.0					
14	Rodney Miller	5-0	19	3.8	4-6	.667	0-0	.000	0-5	.000	0	2	2	0.4	1	0	0	0	0	0	8	1.6					
05	Mike Robinson	5-0	10	2.0	1-2	.500	1-1	1.000	0-0	.000	0	0	0	0.0	0	0	1	0	0	0	3	0.6					
35	Chris Stowell	5-0	9	1.8	0-1	.000	0-1	.000	0-0	.000	0	1	1	0.2	0	0	0	0	0	0	0	0.0					
Team											13	11	24												3		
Total.....		7	1400		219-437	.501	60-155	.387	67-116	.578	72	206	278	39.7	106	1	113	80	29	50	565	80.7					
Opponents.....		7	1400		150-420	.357	36-142	.254	67-85	.788	70	169	239	34.1	114	2	71	107	22	39	403	57.6					

TEAM STATISTICS	UM	OPP	Date	Opponent	Score	Att.
SCORING	565	403	11/10/17	GARDNER-WEBB	w 77-45	7073
Points per game	80.7	57.6	11/12/17	NAVY	w 89-55	6611
Scoring margin	+23.1	-	11/16/17	FLORIDA A&M	w 90-59	6735
FIELD GOALS-ATT	219-437	150-420	1 11/22/17	vs La Salle	w 57-46	6735
Field goal pct	.501	.357	11/25/17	NORTH FLORIDA	w 86-65	7189
3 POINT FG-ATT	60-155	36-142	11/29/17	at Minnesota	w 86-81	14625
3-point FG pct	.387	.254	12/2/17	vs Princeton	w 80-52	8426
3-pt FG made per game	8.6	5.1	* = Conference game			
FREE THROWS-ATT	67-116	67-85	1 = Reading, Pa.			
Free throw pct	.578	.788				
F-Throws made per game	9.6	9.6				
REBOUNDS	278	239				
Rebounds per game	39.7	34.1				
Rebounding margin	+5.6	-				
ASSISTS	113	71				
Assists per game	16.1	10.1				
TURNOVERS	80	107				
Turnovers per game	11.4	15.3				
Turnover margin	+3.9	-				
Assist/turnover ratio	1.4	0.7				
STEALS	50	39				
Steals per game	7.1	5.6				
BLOCKS	29	22				
Blocks per game	4.1	3.1				
ATTENDANCE	27608	29786				
Home games-Avg/Game	4-6902	1-14625				
Neutral site-Avg/Game	-	2-7580				

Score by Periods	1st	2nd	Totals
Miami (FL)	245	320	565
Opponents	169	234	403



2017-18 Miami Men's Basketball
Miami (FL) Game-by-Game Highs (as of Dec 03, 2017)
All games

Opponent	Date	Score	Points	Rebounds	Assists	Steals	Blocked shots
GARDNER-WEBB	11/10/17	77-45	14-Dewan Huell Ebuka Izundu	11-Bruce Brown	10-Bruce Brown	2-Anthony Lawrence	2-Dewan Huell
NAVY	11/12/17	89-55	16-DJ Vasiljevic	10-Dewan Huell	6-Bruce Brown	2-DJ Vasiljevic Chris Lykes	2-Anthony Lawrence Ebuka Izundu
FLORIDA A&M	11/16/17	90-59	15-Ja'Quan Newton DJ Vasiljevic Bruce Brown	8-Bruce Brown	4-Bruce Brown Chris Lykes Ja'Quan Newton	2-Dewan Huell Bruce Brown	3-Ebuka Izundu
vs La Salle	11/22/17	57-46	16-Dewan Huell	11-Bruce Brown	5-Anthony Lawrence	2-Ja'Quan Newton Lonnie Walker	3-Anthony Lawrence
NORTH FLORIDA	11/25/17	86-65	14-Anthony Lawrence Bruce Brown	7-Bruce Brown Ebuka Izundu	4-Chris Lykes Bruce Brown	3-Anthony Lawrence Bruce Brown	1-Sam Waardenburg
at Minnesota	11/29/17	86-81	23-Dewan Huell	9-Bruce Brown	9-Ja'Quan Newton	3-Chris Lykes	2-Ebuka Izundu
vs Princeton	12/2/17	80-52	20-DJ Vasiljevic	10-Anthony Lawrence	5-Ja'Quan Newton	3-Ja'Quan Newton	2-Anthony Lawrence

Miami (FL) Points-Rebounds-Assists (as of Dec 03, 2017)
All games

Opponent	Date	Score								
			00	01	02	03	04	05	11	
			NEWTON,JA'	VASILJEVIC	LYKES,CHRI	LAWRENCE,A	WALKER,LON	ROBINSON,M	BROWN,BRUC	
GARDNER-WEBB	11/10/17	77-45 w	13-0-1	7-2-0	3-1-1	3-7-1	10-2-5	3-0-0	10-11-10	
NAVY	11/12/17	89-55 w	14-3-1	16-3-0	8-1-2	10-7-2	8-2-1	0-0-0	3-6-6	
FLORIDA A&M	11/16/17	90-59 w	15-3-4	15-4-2	13-1-4	11-4-1	5-2-0	0-0-0	15-8-4	
vs La Salle	11/22/17	57-46 w	4-3-0	8-1-0	0-1-0	7-10-5	5-2-2	DNP	7-11-3	
NORTH FLORIDA	11/25/17	86-65 w	12-1-3	2-2-0	10-0-4	14-4-3	7-1-1	0-0-0	14-7-4	
at Minnesota	11/29/17	86-81 w	12-3-9	11-2-0	10-1-0	8-7-4	6-2-1	DNP	16-9-5	
vs Princeton	12/2/17	80-52 w	4-2-5	20-3-1	5-1-2	5-10-3	12-5-1	0-0-1	17-8-3	

Opponent	Date	Score					
			14	15	20	21	35
			MILLER,ROD	IZUNDU,EBU	HUELL,DEWA	WAARDENBU	STOWELL,CH
GARDNER-WEBB	11/10/17	77-45 w	0-1-0	14-10-1	14-8-2	DNP	0-0-0
NAVY	11/12/17	89-55 w	4-0-0	12-4-2	14-10-1	DNP	0-1-0
FLORIDA A&M	11/16/17	90-59 w	2-1-0	4-6-0	10-5-0	DNP	0-0-0
vs La Salle	11/22/17	57-46 w	0-0-0	3-2-0	16-7-0	7-2-0	DNP
NORTH FLORIDA	11/25/17	86-65 w	DNP	5-7-0	13-6-0	9-6-1	0-0-0
at Minnesota	11/29/17	86-81 w	DNP	0-3-1	23-2-0	0-1-0	DNP
vs Princeton	12/2/17	80-52 w	2-0-0	6-4-0	9-1-0	0-4-0	0-0-0

2017-18 Miami Men's Basketball
Miami (FL) Team Game-by-Game Comparison (as of Dec 03, 2017)
All games

Opponent	1st	2nd	Score	Mar	Total FG	FG Pct	3-Pointers	3FG Pct	Free Throws	FT Pct	Rebounds	Assist	T/Over	Block	Steal	Fouls
GARDNER-WEBB	27/23	50/22	77-45	+32	30-60/20-63	.500/.317	7-26/4-16	.269/.250	10-21/1-6	.476/.167	48/36 +12	21/10	12/14	3/0	5/5	15/19
NAVY	41/24	48/31	89-55	+34	35-64/21-63	.547/.333	9-23/6-21	.391/.286	10-16/7-9	.625/.778	42/33 +9	15/14	12/16	7/2	9/7	12/15
FLORIDA A&M	46/22	44/37	90-59	+31	34-58/24-59	.586/.407	12-26/5-16	.462/.313	10-22/6-6	.455/1000	36/28 +8	15/12	12/19	5/2	8/6	12/18
La Salle	19/19	38/27	57-46	+11	22-60/15-52	.367/.288	5-15/0-15	.333/.000	8-14/16-17	.571/.941	40/38 +2	10/3	10/15	5/3	6/4	16/18
NORTH FLORIDA	38/25	48/40	86-65	+21	33-66/23-59	.500/.390	3-15/8-26	.200/.308	17-23/11-12	.739/.917	39/32 +7	16/10	14/20	1/1	9/8	16/18
Minnesota	36/36	50/45	86-81	+5	35-69/28-63	.507/.444	10-25/5-16	.400/.313	6-11/20-26	.545/.769	34/41 (7)	20/12	8/12	4/12	8/4	20/13
Princeton	38/20	42/32	80-52	+28	30-60/19-61	.500/.311	14-25/8-32	.560/.250	6-9/6-9	.667/.667	39/31 +8	16/10	12/11	4/2	5/5	15/13

Note: Game totals are displayed in the format TEAM/OPPONENT for each category



Official Basketball Box Score -- Game Totals -- Final Statistics
Gardner-Webb vs Miami (FL)
11/10/17 8:00 pm at Coral Gables, Fla. (Watsco Center)

Gardner-Webb 45 · 0-1

#	Player	Total			3-Ptr			Rebounds			PF	TP	A	TO	Blk	Stl	Min
		FG-FGA	FG-FGA	FT-FTA	FG-FGA	FG-FGA	FT-FTA	Off	Def	Tot							
25	DJ Laster	5-13	0-1	0-0	3	5	8	3	10	1	4	0	2	25			
31	L'Hassane Niangane	0-2	0-0	0-1	2	4	6	5	0	0	1	0	0	13			
00	Jamaal Robateau	1-6	1-3	0-0	0	4	4	0	3	1	0	0	0	25			
04	Christian Turner	1-2	0-0	0-0	0	0	0	1	2	1	2	0	1	16			
11	David Efanayi	4-14	1-4	0-1	0	4	4	4	9	0	4	0	1	29			
01	Jaheam Cornwall	0-3	0-1	0-2	0	0	0	1	0	4	0	0	0	18			
02	Eric Jamison	3-5	0-0	0-0	1	2	3	1	6	0	0	0	0	16			
05	Liam O'Reilly	3-8	2-3	1-1	1	3	4	0	9	1	1	0	0	25			
10	Nate Johnson	2-6	0-4	0-1	0	3	3	0	4	2	0	0	1	16			
14	Brandon Miller	1-4	0-0	0-0	1	0	1	4	2	0	2	0	0	17			
	Team				2	1	3										
Totals		20-63	4-16	1-6	10	26	36	19	45	10	14	0	5	200			

FG % 1st Half: 10-31 32.3% 2nd half: 10-32 31.3% Game: 20-63 31.7% Deadball Rebounds 2
 3FG % 1st Half: 2-5 40.0% 2nd half: 2-11 18.2% Game: 4-16 25.0%
 FT % 1st Half: 1-2 50.0% 2nd half: 0-4 0.0% Game: 1-6 16.7%

Miami (FL) 77 · 1-0

#	Player	Total			3-Ptr			Rebounds			PF	TP	A	TO	Blk	Stl	Min
		FG-FGA	FG-FGA	FT-FTA	FG-FGA	FG-FGA	FT-FTA	Off	Def	Tot							
20	Dewan Huell	6-9	0-0	2-3	2	6	8	1	14	2	3	2	1	18			
00	Ja'Quan Newton	4-6	1-2	4-8	0	0	0	1	13	1	0	0	0	28			
01	DJ Vasiljevic	2-12	1-10	2-2	0	2	2	1	7	0	0	0	0	30			
03	Anthony Lawrence	1-4	1-3	0-0	3	4	7	3	3	1	0	0	2	22			
11	Bruce Brown	5-9	0-2	0-3	1	10	11	2	10	1	0	1	0	31			
02	Chris Lykes	1-6	1-5	0-0	0	1	1	3	3	1	4	0	1	18			
04	Lonnie Walker	4-5	2-3	0-0	1	1	2	0	10	5	2	0	0	25			
05	Mike Robinson	1-1	1-1	0-0	0	0	0	0	3	0	0	0	0	1			
14	Rodney Miller	0-1	0-0	0-1	0	1	1	0	0	0	0	0	0	4			
15	Ebuka Izundu	6-7	0-0	2-4	2	8	10	4	14	1	1	1	0	22			
35	Chris Stowell	0-0	0-0	0-0	0	0	0	0	0	0	0	0	0	1			
	Team				3	3	6										
Totals		30-60	7-26	10-21	12	36	48	15	77	21	12	3	5	200			

FG % 1st Half: 9-27 33.3% 2nd half: 21-33 63.6% Game: 30-60 50.0% Deadball Rebounds 3
 3FG % 1st Half: 1-13 7.7% 2nd half: 6-13 46.2% Game: 7-26 26.9%
 FT % 1st Half: 8-15 53.3% 2nd half: 2-6 33.3% Game: 10-21 47.6%

Officials: Brian Dorsey, Raymond Stjoms Jr., William Humes

Technical fouls: Gardner-Webb-None, Miami (FL)-None.

Attendance: 7073

Score by periods	1st	2nd	Total
Gardner-Webb	23	22	45
Miami (FL)	27	50	77

	Points	In	Off	2nd	Fast	Bench
	Paint	Paint	T/O	Chance	Break	
GWJ	30	15	5	2	4	30
UM	42	15	12	4	4	30

Last FG - GWJ 2nd-00:15, UM 2nd-00:30.
 Largest lead - GWJ by 7 1st-16:59, UM by 37 2nd-04:34.
 GWJ led for 05:42, UM led for 30:55. Game was tied for 03:23.

Score tied - 3 times.
 Lead changed - 1 time.

Official Basketball Box Score -- Game Totals -- Final Statistics
Navy vs Miami (FL)
11/12/17 4:39 pm at Coral Gables, Fla. (Watsco Center)

Navy 55 · 1-1

#	Player	Total			3-Ptr			Rebounds			PF	TP	A	TO	Blk	Stl	Min
		FG-FGA	FG-FGA	FT-FTA	FG-FGA	FG-FGA	FT-FTA	Off	Def	Tot							
01	Lacey, Tom	5-7	0-0	0-0	1	4	5	0	10	2	1	2	0	24			
02	Abdullah, Hasan	5-13	3-7	0-0	1	0	1	1	13	1	4	0	3	26			
10	Dulin, Bryce	0-5	0-1	0-0	3	5	8	1	0	4	1	0	1	26			
20	Anderson, Shawn	2-9	0-0	2-2	1	4	5	2	6	2	3	0	1	23			
40	Wieck, Evan	1-3	0-0	0-0	2	1	3	2	2	2	0	0	1	19			
00	Fox, Nourse	1-3	0-1	0-0	0	0	0	2	2	0	2	0	1	12			
03	Cullen, Matt	0-1	0-1	0-0	0	0	0	0	0	1	0	0	0	4			
05	Pearson, Ryan	0-3	0-2	0-0	0	1	1	0	0	1	0	0	0	7			
15	Antonelli, Dominick	1-2	1-2	0-0	0	0	0	0	3	0	1	0	0	4			
21	Kiernan, George	3-8	2-6	3-3	0	1	4	11	0	1	0	0	0	13			
22	Davis, Cam	0-2	0-0	0-0	0	0	0	1	0	0	1	0	0	14			
23	Lewis, Mo	2-4	0-0	0-0	0	0	0	2	4	0	1	0	0	9			
34	Ogale, Danny	0-1	0-0	0-0	1	0	1	0	0	1	0	0	0	4			
41	Riemersma, Tyler	1-2	0-1	2-4	1	3	4	0	4	0	0	0	0	15			
	Team				2	2	4										
Totals		21-63	6-21	7-9	12	21	33	15	55	14	16	2	7	200			

FG % 1st Half: 9-33 27.3% 2nd half: 12-30 40.0% Game: 21-63 33.3% Deadball Rebounds 2
 3FG % 1st Half: 4-13 30.8% 2nd half: 2-8 25.0% Game: 6-21 28.6%
 FT % 1st Half: 2-2 100.0% 2nd half: 5-7 71.4% Game: 7-9 77.8%

Miami (FL) 89 · 2-0

#	Player	Total			3-Ptr			Rebounds			PF	TP	A	TO	Blk	Stl	Min
		FG-FGA	FG-FGA	FT-FTA	FG-FGA	FG-FGA	FT-FTA	Off	Def	Tot							
00	Ja'Quan Newton	6-10	1-3	1-1	0	3	3	1	14	1	4	0	1	26			
01	DJ Vasiljevic	5-10	4-8	2-2	0	3	3	2	16	0	0	0	2	20			
03	Anthony Lawrence	4-5	1-2	1-2	0	7	7	1	10	2	2	2	1	30			
11	Bruce Brown	1-10	0-3	1-2	1	5	6	1	3	6	3	1	0	31			
20	Dewan Huell	6-8	0-0	2-3	3	7	10	2	14	1	1	1	0	22			
02	Chris Lykes	3-5	2-2	0-0	0	1	1	2	8	2	0	0	2	17			
04	Lonnie Walker	3-7	1-5	1-1	0	2	2	0	8	1	0	1	1	24			
05	Mike Robinson	0-0	0-0	0-0	0	0	0	0	0	0	0	0	0	3			
14	Rodney Miller	2-3	0-0	0-2	0	0	0	1	4	0	0	0	0	5			
15	Ebuka Izundu	5-6	0-0	2-3	3	1	4	2	12	2	2	2	1	19			
35	Chris Stowell	0-0	0-0	0-0	0	1	1	0	0	0	0	0	0	3			
	Team				4	1	5										
Totals		35-64	9-23	10-16	11	31	42	12	89	15	12	7	9	200			

FG % 1st Half: 15-33 45.5% 2nd half: 20-31 64.5% Game: 35-64 54.7% Deadball Rebounds 3
 3FG % 1st Half: 4-14 28.6% 2nd half: 5-9 55.6% Game: 9-23 38.1%
 FT % 1st Half: 7-9 77.8% 2nd half: 3-7 42.9% Game: 10-16 62.5%

Officials: Tim Nestor, Bert Smith, Tim Clougherty

Technical fouls: Navy-None, Miami (FL)-None.

Attendance: 6611

Score by periods	1st	2nd	Total
Navy	24	31	55
Miami (FL)	41	48	89

	Points	In	Off	2nd	Fast	Bench
	Paint	Paint	T/O	Chance	Break	
NAVY	26	10	5	12	24	32
UM	50	22	12	19	32	32

Last FG - NAVY 2nd-00:35, UM 2nd-00:23.
 Largest lead - NAVY None, UM by 35 2nd-01:39.
 NAVY led for 00:00, UM led for 39:31. Game was tied for 00:29.

Score tied - 0 times.
 Lead changed - 0 times.

Official Basketball Box Score -- Game Totals -- Final Statistics
Florida A&M vs Miami (FL)
11/16/17 7:02 pm at Coral Gables, Fla. (Watsco Center)

Florida A&M 59 · 0-3

#	Player	Total			3-Ptr			Rebounds			PF	TP	A	TO	Blk	Stl	Min
		FG-FGA	FG-FGA	FT-FTA	FG-FGA	FG-FGA	FT-FTA	Off	Def	Tot							
00	WILLIAMS, Desmond	4-13	0-3	0-0	1	2	3	2	8	3	0	1	0	37			
04	MAYES, Elijah	1-1	0-0	0-0	0	0	0	1	2	1	0	0	0	7			
20	MYLES, Brendon	2-4	0-0	0-0	0	0	0	2	4	0	3	0	1	12			
22	BARHAM, Marcus	7-15	4-9	4-4	0	1	1	2	22	1	2	0	0	35			
34	MARTIN, Isaijah	3-7	0-0	2-2	2	4	3	8	0	2	1	0	0	30			
02	REAVES, Kamron	0-3	0-1	0-0	0	3	3	2	0	1	3	0	1	18			
03	BOWMAN, Craig	4-6	1-2	0-0	0	6	6	1	9	2	4	0	2	20			
05	CORE, Nasir	2-3	0-0	0-0	0	1	1	2	4	2	1	0	0	17			
11	HARRELL, Javonni	1-4	0-0	0-0	2	3	2	2	1	0	0	1	1	13			
21	RAVENEL, Justin	0-3	0-1	0-0	0	1	1	0	1	0	0	0	1	11			
	Team				1	3	4										
Totals		24-59</															



Official Basketball Box Score -- Game Totals -- Final Statistics
North Florida vs Miami (FL)
11/25/17 4:05 pm at Coral Gables, Fla. (Watsco Center)

North Florida 65 - 1-7

#	Player	Total			3-Ptr			Rebounds			PF	TP	A	TO	Blk	Stl	Min
		FG-FGA	FG-FGA	FT-FTA	FG-FGA	FG-FGA	FT-FTA	Off	Def	Tot							
00	HORCHLER, Noah	f	2-6	0-3	0-0	1	1	2	4	4	1	0	1	0	1	0	19
02	AMINU, Wajid	f	3-6	0-1	1-2	1	2	3	3	7	1	5	0	0	0	0	20
03	ESCOBAR, JT	g	6-9	4-7	0-0	1	2	3	2	16	0	0	0	0	0	0	32
11	SAMS, Garrett	g	2-8	1-2	4-4	1	4	5	2	9	2	2	0	0	4	24	
21	GANDIA-ROSA, Ivan	g	3-9	2-3	0-0	1	2	3	2	8	3	7	0	0	0	33	
01	LAMBRIGHT, Emmanuel	g	0-0	0-0	0-0	0	0	0	0	0	0	1	0	0	0	3	
10	BLOUNT, Osborn	g	2-8	1-5	2-2	0	3	3	0	7	1	1	0	3	0	20	
12	BURKHARDT, Ryan	g	0-2	0-2	0-0	0	1	1	1	0	0	2	0	0	0	10	
20	COFFEY II, Brian	g	1-2	0-0	2-2	1	0	1	0	4	2	0	0	0	0	11	
22	DAY, Trip	g	4-8	0-2	2-2	0	3	3	3	10	0	1	0	1	0	26	
50	HAI, Benedikt	g	0-1	0-1	0-0	0	0	0	1	0	0	0	0	0	0	2	
	Team					3	4	7				1					
	Totals		23-59	8-26	11-12	10	22	32	18	65	10	20	1	8	0	200	

FG % 1st Half: 10-26 38.5% 2nd half: 13-33 39.4% Game: 23-59 39.0% Deadball Rebounds 1
 3FG % 1st Half: 5-12 41.7% 2nd half: 3-14 21.4% Game: 8-26 30.8%
 FT % 1st Half: 0-0 0.0% 2nd half: 11-12 91.7% Game: 11-12 91.7%

Miami (FL) 86 - 5-0

#	Player	Total			3-Ptr			Rebounds			PF	TP	A	TO	Blk	Stl	Min
		FG-FGA	FG-FGA	FT-FTA	FG-FGA	FG-FGA	FT-FTA	Off	Def	Tot							
20	Dewan Huell	f	4-6	0-0	5-7	1	5	6	2	13	0	3	0	0	0	23	
00	Ja'Quan Newton	g	5-8	0-0	2-2	0	1	1	1	12	3	4	0	0	0	26	
01	DJ Vasiljevic	g	1-6	0-4	0-0	0	2	2	0	2	0	0	0	0	0	22	
03	Anthony Lawrence	g	4-7	0-1	6-7	3	1	4	3	14	3	1	0	3	27		
11	Bruce Brown	g	7-14	0-2	0-0	1	6	7	2	14	4	1	0	3	32		
02	Chris Lykes	g	4-9	2-5	0-1	0	0	0	2	10	4	1	0	1	19		
04	Lonnie Walker	g	2-5	0-1	3-4	0	1	1	3	7	1	0	0	1	22		
05	Mike Robinson	g	0-0	0-0	0-0	0	0	0	0	0	0	0	0	0	0	1	
15	Ebuka Izundu	g	2-2	0-0	1-2	2	5	7	0	5	0	3	0	0	0	11	
21	Sam Waardenburg	g	4-9	1-2	0-0	4	2	6	3	9	1	1	1	1	16		
35	Chris Stowell	g	0-0	0-0	0-0	0	0	0	0	0	0	0	0	0	0	1	
	Team					1	4	5									
	Totals		33-66	3-15	17-23	12	27	39	16	86	16	14	1	9	0	200	

FG % 1st Half: 15-30 50.0% 2nd half: 18-36 50.0% Game: 33-66 50.0% Deadball Rebounds 4
 3FG % 1st Half: 2-8 25.0% 2nd half: 1-7 14.3% Game: 3-15 20.0%
 FT % 1st Half: 6-11 54.5% 2nd half: 11-12 91.7% Game: 17-23 73.9%

Officials: Jamie Luckie, Raymond Stovys Jr, Doug Simons
 Technical fouls: North Florida-None. Miami (FL)-None.
 Attendance: 7189

Score by periods	1st	2nd	Total
North Florida	25	40	65
Miami (FL)	38	48	86

	In	Off	2nd	Fast	Bench
Points	22	7	10	2	21
UNF	54	21	7	21	31
UM					

Last FG - UNF 2nd-01:04, UM 2nd-00:34.
 Largest lead - UNF by 3 1st-19:43, UM by 22 2nd-11:54.
 UNF led for 01:10, UM led for 37:54. Game was tied for 00:42.
 Score tied - 2 times.
 Lead changed - 1 time.

Official Basketball Box Score -- Game Totals -- Final Statistics
Miami (FL) vs Minnesota
11/29/17 8:15 PM at Minneapolis, Minn. (Williams Arena)

Miami (FL) 86 - 6-0

#	Player	Total			3-Ptr			Rebounds			PF	TP	A	TO	Blk	Stl	Min
		FG-FGA	FG-FGA	FT-FTA	FG-FGA	FG-FGA	FT-FTA	Off	Def	Tot							
20	Dewan Huell	f	10-16	0-0	3-5	1	1	2	3	23	0	0	1	0	27		
00	Ja'Quan Newton	g	6-12	0-1	0-2	0	3	3	0	12	9	1	1	2	32		
01	DJ Vasiljevic	g	4-6	3-5	0-0	0	2	2	3	11	0	0	0	0	18		
03	Anthony Lawrence	g	3-6	2-3	0-0	0	7	7	5	8	4	2	0	1	25		
11	Bruce Brown	g	6-11	2-4	2-2	3	6	9	1	16	5	0	0	1	37		
02	Chris Lykes	g	4-8	2-6	0-0	0	1	1	3	10	0	1	0	3	19		
04	Lonnie Walker	g	2-8	1-5	1-2	0	2	2	1	6	1	0	0	1	19		
15	Ebuka Izundu	g	0-0	0-0	0-0	2	1	3	3	0	1	1	2	0	13		
21	Sam Waardenburg	g	0-2	0-1	0-0	1	0	1	1	0	0	2	0	0	10		
	Team					3	1	4				1					
	Totals		35-69	10-25	6-11	10	24	34	20	86	20	8	4	8	200		

FG % 1st Half: 16-35 45.7% 2nd half: 19-34 55.9% Game: 35-69 50.7% Deadball Rebounds 2
 3FG % 1st Half: 4-13 30.8% 2nd half: 6-12 50.0% Game: 10-25 40.0%
 FT % 1st Half: 0-2 0.0% 2nd half: 6-9 66.7% Game: 6-11 54.5%

Minnesota 81 - 7-1

#	Player	Total			3-Ptr			Rebounds			PF	TP	A	TO	Blk	Stl	Min
		FG-FGA	FG-FGA	FT-FTA	FG-FGA	FG-FGA	FT-FTA	Off	Def	Tot							
03	Murphy, Jordan	f	5-11	0-1	7-9	6	8	14	2	17	0	3	3	1	36		
22	Lynch, Reggie	c	5-8	0-0	2-4	3	7	10	1	12	2	0	7	0	32		
02	Mason, Nate	g	5-13	3-7	2-4	0	3	3	15	5	1	1	0	0	34		
05	Coffey, Amir	g	7-13	2-4	7-7	2	3	5	2	23	2	2	0	2	36		
11	Washington, Isaiah	g	6-17	0-3	2-2	3	2	5	4	14	3	5	1	1	27		
04	Harris, Jamir	g	0-1	0-1	0-0	0	2	2	0	0	0	0	0	0	10		
20	Fitzgerald, Davonte	g	0-0	0-0	0-0	0	0	0	0	0	0	0	0	0	4		
21	Konate, Bakary	g	0-0	0-0	0-0	0	0	0	1	0	0	1	0	0	6		
42	Hurt, Michael	g	0-0	0-0	0-0	0	0	0	0	0	0	0	0	0	15		
	Team					0	2	2									
	Totals		28-63	5-16	20-26	14	27	41	13	81	12	12	12	4	200		

FG % 1st Half: 13-34 38.2% 2nd half: 15-29 51.7% Game: 28-63 44.4% Deadball Rebounds 3
 3FG % 1st Half: 3-10 30.0% 2nd half: 2-6 33.3% Game: 5-16 31.3%
 FT % 1st Half: 7-9 77.8% 2nd half: 13-17 76.5% Game: 20-26 76.9%

Officials: Keith Kimble, Larry Scrotto, Rob Riley
 Technical fouls: Miami (FL)-None. Minnesota-None.
 Attendance: 14625
 Sellout

Score by periods	1st	2nd	Total
Miami (FL)	36	50	86
Minnesota	36	45	81

	In	Off	2nd	Fast	Bench
Points	44	17	12	6	16
UM	44	5	16	14	0
MINN					

Last FG - UM 2nd-01:29, MINN 2nd-00:02.
 Largest lead - UM by 12 2nd-09:08, MINN by 6 1st-02:39.
 UM led for 33:02, MINN led for 02:01. Game was tied for 04:57.
 Score tied - 6 times.
 Lead changed - 2 times.

Official Basketball Box Score -- Game Totals -- Final Statistics
Princeton vs Miami (FL)
12/2/17 8:04 pm at American Airlines Arena

Princeton 52 - 2-5

#	Player	Total			3-Ptr			Rebounds			PF	TP	A	TO	Blk	Stl	Min
		FG-FGA	FG-FGA	FT-FTA	FG-FGA	FG-FGA	FT-FTA	Off	Def	Tot							
03	Cannady, Devin	f	5-16	0-6	1-1	0	2	2	0	11	1	0	0	2	31		
05	Bell, Amir	f	5-7	2-3	1-2	0	6	6	2	13	2	1	0	1	32		
12	Stephens, Myles	f	4-9	3-5	0-0	2	3	5	2	11	1	2	1	0	26		
13	Gladson, Will	f	1-2	0-0	0-0	0	0	0	2	2	1	0	0	1	7		
33	Much, Sebastian	f	0-10	0-9	0-0	0	2	2	3	0	1	4	0	0	26		
00	Young, Aaron	f	0-2	0-2	0-0	0	0	0	0	0	1	0	0	0	6		
01	Reynoso-Avila, V.	f	0-0	0-0	2-4	0	0	0	1	2	0	0	0	0	5		
10	Bagin, Charlie	f	0-1	0-1	0-0	0	0	0	0	0	0	1	0	0	3		
15	Schwieger, Ryan	f	1-4	0-1	0-0	0	3	3	1	2	1	0	0	1	19		
22	Desrosiers, Jerome	f	1-5	1-3	0-0	3	2	5	1	3	1	2	0	0	25		
31	Bramlage, Noah	f	1-3	1-1	0-0	0	1	1	0	3	0	0	0	0	3		
34	Arriguzoh, Richmond	f	0-0	0-0	0-0	0	1	1	0	0	1	1	0	0	6		
35	Brennan, Alec	f	1-2	1-1	2-2	3	1	4	1	5	0	1	0	0	11		
	Team					2	0	2									
	Totals		19-61	8-32	6-9	10	21	31	13	52	10	11	2	5	200		

FG % 1st Half: 8-30 26.7% 2nd half: 11-31 35.5% Game: 19-61 31.1% Deadball Rebounds 3.1
 3FG % 1st Half: 3-14 21.4% 2nd half: 5-18 27.8% Game: 8-32 25.0%
 FT % 1st Half: 1-1 100.0% 2nd half: 5-8 62.5% Game: 6-9 66.7%

Miami (FL) 80 - 7-0

#	Player	Total			3-Ptr			Rebounds			PF	TP	A	TO	Blk	Stl	Min
		FG-FGA	FG-FGA	FT-FTA	FG-FGA	FG-FGA	FT-FTA	Off	Def	Tot							
00	Ja'Quan Newton	f	2-9	0-2	0-0	0	2	2	1	4	5	0	0	3	26		
01	DJ Vasiljevic	f	7-9	5-7	1-1	0	3	3	4	20	1	1	0	0	29		
03	Anthony Lawrence	f	2-6	1-3	0-0	1	9	10	0	5	3	3	2	0	31		
11	Bruce Brown	f	6-8	4-5	1-1	2	6	8	1	17	3	2	1	0	30		
20	Dewan Huell	f	3-7	0-0	3-4	1	0	1	3	9	0	2	0	1	15		
02	Chris Lykes	f	2-6	1-3	0-0	0	1	1	2	5	2	1	0	1	13		
04	Lonnie Walker	f	4-7	3-4	1-2	0	5	5	0	12	1	2	1	0	20		
05	Mike Robinson	f	0-1														



11 BRUCE BROWN JR.

So. • 6-5 • 205 • Guard
Boston, Mass. • Vermont Academy

PRESEASON HONORS

- Preseason All-ACC Second Team
- Preseason ESPN Third-Team All-American
- Wooden Award Preseason Top 50
- Citizen Naismith Trophy Watch List
- Julius Erving Small Forward of Year Award Watch List
- Lute Olson National Player of Year Award Watch List
- Oscar Robertson Trophy Watch List

CAREER

- Owns two career triple-doubles, two double-doubles
- Has four career double-figure rebound games

2017-18 HIGHLIGHTS

- Ranks ninth in ACC in rebounds at 8.5 per game (first among guards); is seventh nationally among guards in rebounding
- Second in ACC in assist/turnover ratio (2.92 - 35 assists/12 turnovers)
- Recorded second career triple-double in season opener vs. Gardner-Webb (10 points, 11 rebounds, 10 assists) - one of four triple-doubles in D-1 this year
- Triple-double was third in program history and 31st in ACC history (sixth player in league history with two career triple-doubles)
- Had 14 points, seven rebounds, four assists, three steals in win over North Florida (11/25)
- Posted 16 points, nine rebounds, five assists and no turnovers in win at No. 12 Minnesota (11/29)
- Scored 14 of his 17 points in the first half in win against Princeton (12/2)

SEASON/CAREER HIGHS

Points

Season: 17 Princeton, 12/2/17
 Career: 30 North Carolina, 1/28/17
 ACC: 30 North Carolina, 1/28/17

Rebounds

Season: 11 2x, last vs. La Salle, 11/22/17
 Career: 12 George Washington, 12/22/16
 ACC: 9 Notre Dame, 1/12/17

Assists

Season: 10 Gardner-Webb, 11/10/17
 Career: 10 2x, last vs. Gardner-Webb, 11/10/17
 ACC: 6 2x, last at NC State, 2/4/17

Steals

Season: 3 North Florida, 11/25/17
 Career: 3 6x, last vs. North Florida, 11/25/17
 ACC: 3 NC State, 12/31/16

Blocked Shots

Season: 1 2x, last vs. La Salle, 11/22/17
 Career: 3 2x, last vs. Notre Dame, 1/12/17
 ACC: 3 Notre Dame, 1/12/17

Field Goals

Season: 7 North Florida, 11/25/17
 Career: 11 Duke, 2/25/17
 ACC: 11 Duke, 2/25/17

Field-Goal Attempts

Season: 14 North Florida, 11/25/17
 Career: 18 Duke, 2/25/17
 ACC: 18 Duke, 2/25/17

Free Throws

Season: 2 2x, last at Minnesota, 11/29/17
 Career: 10 North Carolina, 1/28/17
 ACC: 10 North Carolina, 1/28/17

Free-Throw Attempts

Season: 4 2x, last vs. La Salle, 11/22/17
 Career: 13 North Carolina, 1/28/17
 ACC: 13 North Carolina, 1/28/17

3-Point Field Goals

Season: 4 Princeton, 12/2/17
 Career: 4 North Carolina, 1/28/17
 ACC: 4 North Carolina, 1/28/17

3-Point Field-Goal Attempts

Season: 5 Princeton, 12/2/17
 Career: 6 North Carolina, 1/28/17
 ACC: 6 North Carolina, 1/28/17

Minutes


Season: 37 at Minnesota, 11/29/17
 Career: 44 at Virginia, 2/20/17
 ACC: 44 at Virginia, 2/20/17

2017-18 GAME-BY-GAME

	GS	Min	FG	Pct	3FG	Pct	FT	Pct	O-D-T	Avg	PF	FO	A	TO	Blk	Stl	Pts	Avg
Gardner-Webb	*	31	5-9	.556	0-2	.000	0-3	.000	1-10-11	11.0	2	0	10	1	0	1	10	10.0
Navy	*	31	1-10	.100	0-3	.000	1-2	.500	1-5-6	8.5	1	0	6	3	1	0	3	6.5
Florida A&M	*	32	6-10	.600	2-4	.500	1-4	.250	1-7-8	8.3	2	0	4	2	0	2	15	9.3
vs. La Salle	*	33	2-9	.222	1-2	.500	2-4	.500	0-11-11	9.0	2	0	3	3	1	0	7	8.8
North Florida	*	32	7-14	.500	0-2	.000	0-0	.000	1-6-7	8.6	2	0	4	1	0	3	14	9.8
at Minnesota	*	37	6-11	.545	2-4	.500	2-2	1.000	3-6-9	8.7	1	0	5	0	0	1	16	10.8
vs. Princeton	*	30	6-8	.750	4-5	.800	1-1	1.000	2-6-8	8.6	1	0	3	2	1	0	17	11.7
Boston University																		
at George Washington																		
at Hawai'i																		
vs. TBA																		
vs. TBA																		
at Pittsburgh																		
at Georgia Tech																		
Florida State																		
at Clemson																		
Duke																		
at NC State																		
Louisville																		
at Florida State																		
Pittsburgh																		
at Virginia Tech																		
Wake Forest																		
at Boston College																		
Virginia																		
Syracuse																		
at Notre Dame																		
Boston College																		
at North Carolina																		
Virginia Tech																		

CAREER STATISTICS

Season	GP	GS	Min.	Avg.	FG	FGA	Pct.	3-Point	Free Throws	Rebounds	PF	FO	Ast.	TO	Blk	Stl	Scoring								
								FG	FTA	Pct.							Pts.	Avg.							
2016-17	33	29	1053	31.9	134	292	.459	33	95	.347	90	121	.744	48	138	186	5.6	83	2	106	67	18	49	391	11.8
2017-18	7	7	226	32.3	33	71	.465	9	22	.409	7	16	.438	9	51	60	8.6	11	0	35	12	3	7	82	11.7
TOTAL	40	36	1279	32.0	167	363	.460	42	117	.359	97	137	.708	57	189	246	6.2	94	2	141	79	21	56	473	11.8



20 DEWAN HUELL

So. • 6-11 • 236 • Forward
Miami, Fla. • Miami Norland HS

2017-18 HIGHLIGHTS

- Third in ACC, 23rd nationally in field-goal percentage (.661)
- Tied for team lead with 14 points in season opener
- Recorded first career double-double against Navy (11/12) with 14 points and 10 rebounds
- Scored in double figures in first four games (longest streak of his career)
- Recorded 16 points (8-10 FG) in win vs. La Salle (11/22)
- Had huge game at No. 12 Minnesota, with career highs of 23 points (15 in second half) and 27 minutes (11/29)

2017-18 GAME-BY-GAME

	GS	Min	FG	Pct	3FG	Pct	FT	Pct	O-D-T	Avg	PF	FO	A	TO	Blk	Stl	Pts	Avg
Gardner-Webb	*	18	6-9	.667	0-0	.000	2-3	.667	2-6-8	8.0	1	0	2	3	2	1	14	14.0
Navy	*	22	6-8	.750	0-0	.000	2-3	.667	3-7-10	9.0	2	0	1	1	1	1	14	14.0
Florida A&M	*	24	4-6	.667	0-0	.000	2-2	1.000	1-4-5	7.7	1	0	0	1	1	2	10	12.7
vs. La Salle	*	26	8-10	.800	0-1	.000	0-0	.000	2-5-7	7.5	3	0	0	1	1	0	16	13.5
North Florida	*	23	4-6	.667	0-0	.000	5-7	.714	1-5-6	7.2	2	0	0	3	0	0	13	13.4
at Minnesota	*	27	10-16	.625	0-0	.000	3-5	.600	1-1-2	6.3	3	0	0	0	1	0	23	15.0
vs. Princeton	*	15	3-7	.429	0-0	.000	3-4	.750	1-0-1	5.6	3	0	0	2	0	1	9	14.1
Boston University																		
at George Washington																		
at Hawai'i																		
vs. TBA																		
vs. TBA																		
at Pittsburgh																		
at Georgia Tech																		
Florida State																		
at Clemson																		
Duke																		
at NC State																		
Louisville																		
at Florida State																		
Pittsburgh																		
at Virginia Tech																		
Wake Forest																		
at Boston College																		
Virginia																		
Syracuse																		
at Notre Dame																		
Boston College																		
at North Carolina																		
Virginia Tech																		

SEASON/CAREER HIGHS

Points

Season: 23 at Minnesota, 11/29/17

Career: 23 at Minnesota, 11/29/17

ACC: 13 Georgia Tech, 2/15/17

Rebounds

Season: 10 Navy, 11/12/17

Career: 10 2x, last vs. Navy, 11/12/17

ACC: 8 at Wake Forest, 1/18/17

Assists

Season: 2 last vs. Gardner-Webb, 11/10/17

Career: 2 Gardner-Webb, 11/10/17

ACC: 1 4x, last at Louisville, 2/11/17

Steals

Season: 2 Florida A&M, 11/16/17

Career: 2 2x, last vs. Florida A&M, 11/16/17

ACC: 1 8x, last at Florida State, 3/4/17

Blocked Shots

Season: 2 Gardner-Webb, 11/10/17

Career: 3 Virginia Tech, 2/8/17

ACC: 3 Virginia Tech, 2/8/17

Field Goals

Season: 8 La Salle, 11/22/17

Career: 8 La Salle, 11/22/17

ACC: 4 2x, last vs Georgia Tech, 2/15/17

Field-Goal Attempts

Season: 16 at Minnesota, 11/29/17

Career: 16 at Minnesota, 11/29/17

ACC: 9 at Wake Forest, 1/18/17

Free Throws

Season: 5 North Florida, 11/25/17

Career: 5 2x, last vs. North Florida, 11/25/17

ACC: 5 Georgia Tech, 2/15/17

Free-Throw Attempts

Season: 7 North Florida, 11/25/17

Career: 7 North Florida, 11/25/17

ACC: 6 Georgia Tech, 2/15/17

3-Point Field Goals

Season: -

Career: -

ACC: -

3-Point Field-Goal Attempts

Season: 1 La Salle, 11/22/17

Career: 1 3x, last vs. La Salle, 11/22/17

ACC: 1 2x, last vs. Virginia Tech, 2/8/17

Minutes

Season: 27 at Minnesota, 11/29/17

Career: 27 at Minnesota, 11/29/17

ACC: 25 2x, last at Wake Forest, 1/18/17

CAREER STATISTICS

Season	GP	GS	Min.	Avg.	3-Point			Free Throws			Rebounds			Scoring											
					FG	FGA	Pct.	FT	FTA	Pct.	Off.	Def.	Tot.	Avg.	Pts.	Avg.									
2016-17	32	15	557	17.4	77	145	.531	0	2	.000	33	51	.647	45	54	99	3.1	61	0	6	30	25	13	187	5.8
2017-18	7	7	155	22.1	41	62	.661	0	1	.000	17	24	.708	11	28	39	5.6	15	0	3	11	6	5	99	14.1
TOTAL	39	22	712	18.3	118	207	.570	0	3	.000	50	75	.667	56	82	138	3.5	76	0	9	41	31	18	286	7.3



15 EBUKA IZUNDU

Jr. • 6-10 • 235 • Center

Charlotte, N.C. / Lagos, Nigeria • Victory Christian Center

2017-18 HIGHLIGHTS

- Recorded first college double-double in season opener, scoring 14 points and grabbing career-high 10 boards.

2017-18 GAME-BY-GAME

	GS	Min	FG	Pct	3FG	Pct	FT	Pct	O-D-T	Avg	PF	FO	A	TO	Blk	Stl	Pts	Avg
Gardner-Webb	22	6-7	.857	0-0	.000	2-4	.500	2-8-10	10.0	4	0	1	1	1	0	14	14.0	
Navy	19	5-6	.833	0-0	.000	2-3	.667	3-1-4	7.0	2	0	2	2	2	1	12	13.0	
Florida A&M	21	2-4	.500	0-0	.000	0-2	.000	4-2-6	6.7	0	0	0	1	3	0	4	10.0	
vs. La Salle	12	1-1	1.000	0-0	.000	1-1	1.000	1-1-2	5.5	4	0	0	2	0	1	3	8.3	
North Florida	11	2-2	1.000	0-0	.000	1-2	.500	2-5-7	5.8	0	0	0	3	0	0	5	7.6	
at Minnesota	13	0-0	.000	0-0	.000	0-0	.000	2-1-3	5.3	3	0	1	1	2	0	0	6.3	
vs. Princeton	20	3-4	.750	0-0	.000	0-0	.000	2-2-4	5.1	3	0	0	1	0	0	6	6.3	
Boston University																		
at George Washington																		
at Hawai'i																		
vs. TBA																		
vs. TBA																		
at Pittsburgh																		
at Georgia Tech																		
Florida State																		
at Clemson																		
Duke																		
at NC State																		
Louisville																		
at Florida State																		
Pittsburgh																		
at Virginia Tech																		
Wake Forest																		
at Boston College																		
Virginia																		
Syracuse																		
at Notre Dame																		
Boston College																		
at North Carolina																		
Virginia Tech																		

SEASON/CAREER HIGHS

Points

Season: 14 Gardner-Webb, 11/10/17
 Career: 16 at NC State, 2/4/17
 ACC: 16 at NC State, 2/4/17

Rebounds

Season: 10 Gardner-Webb, 11/10/17
 Career: 10 Gardner-Webb, 11/10/17
 ACC: 7 NC State, 12/31/16

Assists

Season: 2 Navy, 11/12/17
 Career: 2 Navy, 11/12/17
 ACC: 1 5x, last at Virginia, 2/20/17

Steals

Season: 1 2x, last vs. La Salle, 11/22/17
 Career: 1 12x, last vs. La Salle, 11/12/17
 ACC: 1 5x, last vs. Duke, 2/25/17

Blocked Shots

Season: 3 Florida A&M, 11/16/17
 Career: 3 4x, last vs. Florida A&M, 11/16/17
 ACC: 3 Notre Dame, 1/12/17

Field Goals

Season: 6 Gardner-Webb, 11/10/17
 Career: 6 2x, last vs. Gardner-Webb, 11/10/17
 ACC: 6 at NC State, 2/4/17

Field-Goal Attempts

Season: 7 Gardner-Webb, 11/10/17
 Career: 10 Clemson, 2/18/17
 ACC: 10 Clemson, 2/18/17

Free Throws

Season: 2 2x, last vs. Navy, 11/12/17
 Career: 5 vs. Mississippi State, 11/19/15
 ACC: 4 2x, last at NC State, 2/4/17

Free-Throw Attempts

Season: 4 Gardner-Webb, 11/10/17
 Career: 7 vs. Mississippi State, 11/19/15
 ACC: 6 at North Carolina, 2/20/16

3-Point Field Goals

Season: -
 Career: -
 ACC: -

3-Point Field-Goal Attempts


Season: -
 Career: -
 ACC: -

Minutes

Season: 22 Gardner-Webb, 11/10/17
 Career: 27 at NC State, 2/4/17
 ACC: 27 at NC State, 2/4/17

CAREER STATISTICS

Season	GP	GS	Min.	Avg.	3-Point			Free Throws			Rebounds				Scoring										
					FG	FGA	Pct.	FT	FTA	Pct.	Off.	Def.	Tot.	Avg.	PF	FO	Ast.	TO	Blk	Stl	Pts.	Avg.			
2015-16	15	0	79	5.3	10	16	.625	0	0	.000	12	19	.632	13	6	19	1.3	17	0	3	5	3	2	32	2.1
2016-17	32	9	417	13.0	53	98	.541	0	0	.000	29	42	.690	47	50	97	3.0	75	2	6	27	25	7	135	4.2
2017-18	7	0	118	16.9	19	24	.792	0	0	.000	6	12	.500	16	20	36	5.1	16	0	4	11	8	2	44	6.3
TOTAL	54	9	614	11.4	82	138	.594	0	0	.000	47	73	.644	76	76	152	2.8	108	2	13	43	36	11	211	3.9



3 ANTHONY LAWRENCE II

Jr. • 6-7 • 210 • Guard

St. Petersburg, Fla. • Lakewood Senior HS

2017-18 HIGHLIGHTS

- Scored 10 points on 4-for-5 shooting and grabbed seven boards in win over Navy (11/12)
- Had a stat sheet stuffer game against La Salle (11/22): set career high with 10 rebounds and tied his career highs in assists (5) and blocks (3)
- Scored season-high 14 points and added three steals against North Florida (11/25)
- Recorded eight points and seven boards while fouling out in win at No. 12 Minnesota (11/29)
- Matched career high with 10 rebounds against Princeton (12/2)

2017-18 GAME-BY-GAME

	GS	Min	FG	Pct	3FG	Pct	FT	Pct	O-D-T	Avg	PF	FO	A	TO	Blk	Stl	Pts	Avg
Gardner-Webb	*	22	1-4	.250	1-3	.333	0-0	.000	3-4-7	7.0	3	0	1	0	0	2	3	3.0
Navy	*	30	4-5	.800	1-2	.500	1-2	.500	0-7-7	7.0	1	0	2	2	2	1	10	6.5
Florida A&M	*	25	4-6	.667	3-5	.600	0-4	.000	0-4-4	6.0	3	0	1	2	0	0	11	8.0
vs. La Salle	*	27	2-6	.333	1-2	.500	2-3	.667	5-5-10	7.0	4	0	5	1	3	1	7	7.8
North Florida	*	27	4-7	.571	0-1	.000	6-7	.857	3-1-4	6.4	3	0	3	1	0	3	14	9.0
at Minnesota	*	25	3-6	.500	2-3	.667	0-0	.000	0-7-7	6.5	5	1	4	2	0	1	8	8.8
vs. Princeton	*	31	2-6	.333	1-3	.333	0-0	.000	1-9-10	7.0	0	0	3	3	2	0	5	8.3
Boston University																		
at George Washington																		
at Hawai'i																		
vs. TBA																		
vs. TBA																		
at Pittsburgh																		
at Georgia Tech																		
Florida State																		
at Clemson																		
Duke																		
at NC State																		
Louisville																		
at Florida State																		
Pittsburgh																		
at Virginia Tech																		
Wake Forest																		
at Boston College																		
Virginia																		
Syracuse																		
at Notre Dame																		
Boston College																		
at North Carolina																		
Virginia Tech																		

SEASON/CAREER HIGHS

Points

Season: 14 North Florida, 11/25/17

Career: 19 at NC State, 2/4/17

ACC: 18 at NC State, 2/4/17

Rebounds

Season: 10 2x, last vs. Princeton, 12/2/17

Career: 10 2x, last vs. Princeton, 12/2/17

ACC: 9 Notre Dame, 1/12/17

Assists

Season: 5 La Salle, 11/22/17

Career: 5 3x, last vs. La Salle, 11/22/17

ACC: 5 2x, last at Virginia, 2/20/17

Steals

Season: 3 North Florida, 11/25/17

Career: 4 3x, last vs. North Carolina, 3/9/17

ACC: 4 North Carolina, 3/9/17

Blocked Shots

Season: 3 La Salle, 11/22/17

Career: 3 2x, last vs. La Salle, 11/22/17

ACC: 2 2x, last at Virginia Tech, 2/17/16

Field Goals

Season: 4 3x, last vs. North Florida, 11/25/17

Career: 7 at NC State, 2/4/17

ACC: 7 at NC State, 2/4/17

Field-Goal Attempts

Season: 7 North Florida, 11/25/17

Career: 9 5x, last at Virginia Tech, 2/27/17

ACC: 9 4x, last at Virginia Tech, 2/27/17

Free Throws

Season: 6 North Florida, 11/25/17

Career: 6 North Florida, 11/25/17

ACC: 4 5x, last at Virginia, 2/20/17

Free-Throw Attempts

Season: 7 North Florida, 11/25/17

Career: 7 North Florida, 11/25/17

ACC: 5 2x, vs. Georgia Tech, 2/15/17

3-Point Field Goals

Season: 3 Florida A&M, 11/16/17

Career: 4 2x, at Wake Forest, 1/18/17

ACC: 4 2x, at Wake Forest, 1/18/17

3-Point Field-Goal Attempts

Season: 5 Florida A&M, 11/16/17

Career: 9 5x, at Virginia Tech, 2/27/17

ACC: 9 4x, at Virginia Tech, 2/27/17

Minutes

Season: 31 Princeton, 12/2/17

Career: 40 at Virginia, 2/20/17

ACC: 40 at Virginia, 2/20/17

CAREER STATISTICS

Season	GP	GS	Min.	Avg.	3-Point			Free Throws			Rebounds				Scoring										
					FG	FGA	Pct.	FT	FTA	Pct.	Off.	Def.	Tot.	Avg.	PF	FO	Ast.	TO	Blk	Stl	Pts.	Avg.			
2015-16	33	0	397	12.0	47	92	.511	18	42	.429	24	40	.600	29	34	63	1.9	39	0	27	13	11	17	136	4.1
2016-17	33	18	857	26.0	72	173	.416	35	99	.354	45	62	.726	27	97	124	3.8	78	1	57	47	15	42	224	6.8
2017-18	7	7	187	26.7	20	40	.500	9	19	.474	9	16	.563	12	37	49	7.0	19	1	19	11	7	8	58	8.3
TOTAL	73	25	1441	19.7	139	305	.456	62	160	.388	78	118	.661	68	168	236	3.2	136	2	103	71	33	67	418	5.7



2 CHRIS LYKES

Fr. • 5-7 • 161 • Guard
Mitchellville, Md. • Gonzaga College HS

2017-18 HIGHLIGHTS

- Hit a 3-pointer and played 18 minutes in college debut against Gardner-Webb (11/10)
- Scored 13 points and dished out four assists in win over Florida A&M (11/16)
- Scored 10 points and added three steals in win at No. 12 Minnesota (11/29)

2017-18 GAME-BY-GAME

	GS	Min	FG	Pct	3FG	Pct	FT	Pct	O-D-T	Avg	PF	FO	A	TO	Blk	Stl	Pts	Avg
Gardner-Webb	18	1-6	.167	1-5	.200	0-0	.000	0-1-1	1.0	3	0	1	4	0	1	3	3.0	
Navy	17	3-5	.600	2-2	1.000	0-0	.000	0-1-1	1.0	2	0	2	0	0	2	8	5.5	
Florida A&M	21	4-7	.571	3-6	.500	2-3	.667	0-1-1	1.0	2	0	4	1	0	1	13	8.0	
vs. La Salle	6	0-2	.000	0-0	.000	0-0	.000	0-1-1	1.0	2	0	0	1	0	0	0	6.0	
North Florida	19	4-9	.444	2-5	.400	0-1	.000	0-0-0	0.8	2	0	4	1	0	1	10	6.8	
at Minnesota	19	4-8	.500	2-6	.333	0-0	.000	0-1-1	0.8	3	0	0	1	0	3	10	7.3	
vs. Princeton	13	2-6	.333	1-3	.333	0-0	.000	0-1-1	0.9	2	0	2	1	0	1	5	7.0	
Boston University																		
at George Washington																		
at Hawai'i																		
vs. TBA																		
vs. TBA																		
at Pittsburgh																		
at Georgia Tech																		
Florida State																		
at Clemson																		
Duke																		
at NC State																		
Louisville																		
at Florida State																		
Pittsburgh																		
at Virginia Tech																		
Wake Forest																		
at Boston College																		
Virginia																		
Syracuse																		
at Notre Dame																		
Boston College																		
at North Carolina																		
Virginia Tech																		

CAREER HIGHS

Points

Career: 13 Florida A&M, 11/16/17

ACC: -

Rebounds

Career: 1 6x, last vs. Princeton, 12/2/17

ACC: -

Assists

Career: 4 2x, last vs. North Florida, 11/25/17

ACC: -

Steals

Career: 3 at Minnesota, 11/29/17

ACC: -

Blocked Shots

Career: -

ACC: -

Field Goals

Career: 4 3x, last at Minnesota, 11/29/17

ACC: -

Field-Goal Attempts

Career: 9 North Florida, 11/25/17

ACC: -

Free Throws

Career: 2 Florida A&M, 11/16/17

ACC: -

Free-Throw Attempts

Career: 3 Florida A&M, 11/16/17

ACC: -

3-Point Field Goals

Career: 3 Florida A&M, 11/16/17

ACC: -

3-Point Field-Goal Attempts

Career: 6 2x, last at Minnesota, 11/29/17

ACC: -

Minutes

Career: 21 Florida A&M, 11/16/17

ACC: -

CAREER STATISTICS

Season	GP	GS	Min.	Avg.	3-Point			Free Throws			Rebounds			Scoring											
					FG	FGA	Pct.	FT	FTA	Pct.	Off.	Def.	Tot.	Avg.	Pts.	Avg.									
2017-18	7	0	113	16.1	18	43	.419	11	27	.407	2	4	.500	0	6	6	0.9	16	0	13	9	0	9	49	7.0



14 RODNEY MILLER, JR.

So. • 7-0 • 255 • Center
Laurelton, N.Y. • Oak Hill Academy

2017-18 HIGHLIGHTS

- Scored four points in five minutes of action against Navy (11/12)

2017-18 GAME-BY-GAME

	GS	Min	FG	Pct	3FG	Pct	FT	Pct	O-D-T	Avg	PF	FO	A	TO	Blk	Stl	Pts	Avg
Gardner-Webb	4	0-1	.000	0-0	.000	0-1	.000	0-1-1	1.0	0	0	0	0	0	0	0	0	0.0
Navy	5	2-3	.667	0-0	.000	0-2	.000	0-0-0	0.5	1	0	0	0	0	0	0	4	2.0
Florida A&M	6	1-1	1.000	0-0	.000	0-0	.000	0-1-1	0.7	0	0	0	0	0	0	0	2	2.0
vs. La Salle	1	0-0	.000	0-0	.000	0-1	.000	0-0-0	0.5	0	0	0	0	0	0	0	0	1.5
North Florida	DNP																	
at Minnesota	DNP																	
vs. Princeton	3	1-1	1.000	0-0	.000	0-1	.000	0-0-0	0.4	0	0	0	0	0	0	0	2	1.6
Boston University																		
at George Washington																		
at Hawai'i																		
vs. TBA																		
vs. TBA																		
at Pittsburgh																		
at Georgia Tech																		
Florida State																		
at Clemson																		
Duke																		
at NC State																		
Louisville																		
at Florida State																		
Pittsburgh																		
at Virginia Tech																		
Wake Forest																		
at Boston College																		
Virginia																		
Syracuse																		
at Notre Dame																		
Boston College																		
at North Carolina																		
Virginia Tech																		

SEASON/CAREER HIGHS

Points

Season: 4 Navy, 11/12/17
 Career: 5 Western Carolina, 11/11/16
 ACC: 2 vs. North Carolina, 3/9/17

Rebounds

Season: 1 2x, last vs. Florida A&M, 11/16/17
 Career: 3 at North Florida, 11/16/17
 ACC: 1 vs. North Carolina, 3/9/17

Assists

Season: -
 Career: -
 ACC: -

Steals

Season: -
 Career: -
 ACC: -

Blocked Shots

Season: -
 Career: -
 ACC: -

Field Goals

Season: 2 Navy, 11/12/17
 Career: 2 at North Florida, 11/16/16
 ACC: 1 vs. North Carolina, 3/9/17

Field-Goal Attempts

Season: 3 Navy, 11/12/17
 Career: 4 Western Carolina, 11/11/16
 ACC: 3 vs. North Carolina, 3/9/17

Free Throws

Season: -
 Career: 3 Western Carolina, 11/11/16
 ACC: 1 at Wake Forest, 1/18/17

Free-Throw Attempts

Season: 1 2x, last vs. Princeton, 12/2/17
 Career: 6 Western Carolina, 11/11/16
 ACC: 2 at Wake Forest, 1/18/17

3-Point Field Goals

Season: -
 Career: -
 ACC: -

3-Point Field-Goal Attempts

Season: -
 Career: -
 ACC: -

Minutes

Season: 6 Florida A&M, 11/16/17
 Career: 11 at North Florida, 11/16/16
 ACC: 8 vs. North Carolina, 3/9/17

CAREER STATISTICS

Season	GP	GS	Min.	Avg.	FG	FGA	Pct.	3-Point			Free Throws			Rebounds				Scoring							
								FG	FGA	Pct.	FT	FTA	Pct.	Off.	Def.	Tot.	Avg.	PF	FO	Ast.	TO	Blk	Stl	Pts.	Avg.
2016-17	15	0	57	3.8	5	11	.455	0	0	.000	4	9	.444	4	5	9	0.6	6	0	0	1	1	0	14	0.9
2017-18	5	0	19	3.8	4	6	.667	0	0	.000	0	5	.000	0	2	2	0.4	1	0	0	0	0	0	8	1.6
TOTAL	20	0	76	3.8	9	17	.529	0	0	.000	4	14	.286	4	7	11	0.6	7	0	0	1	1	0	22	1.1



O JA'QUAN NEWTON

Sr. • 6-3 • 191 • Guard
Philadelphia, Pa. • Neumann-Goretti HS

CAREER

- Leads team with 102 career games played (39 starts)
- Needs 63 points to reach 1,000 career points

2017-18 HIGHLIGHTS

- Scored in double figures in each of Miami's first three contests and four of five
- Recorded season highs of 15 points and four assists in win over FAMU (11/16)
- Scored a dozen points and matched a career high with nine assists in win at No. 12 Minnesota (11/29)

2017-18 GAME-BY-GAME

	GS	Min	FG	Pct	3FG	Pct	FT	Pct	O-D-T	Avg	PF	FO	A	TO	Blk	Stl	Pts	Avg
Gardner-Webb	*	28	4-6	.667	1-2	.500	4-8	.500	0-0-0	0.0	1	0	1	0	0	0	13	13.0
Navy	*	26	6-10	.600	1-3	.333	1-1	1.000	0-3-3	1.5	1	0	1	4	0	1	14	13.5
Florida A&M	*	26	5-9	.556	0-2	.000	5-7	.714	1-2-3	2.0	2	0	4	4	0	1	15	14.0
vs. La Salle	*	30	1-9	.111	0-1	.000	2-3	.667	0-3-3	2.3	1	0	0	1	0	2	4	11.5
North Florida	*	26	5-8	.625	0-0	.000	2-2	1.000	0-1-1	2.0	1	0	3	4	0	0	12	11.6
at Minnesota	*	32	6-12	.500	0-1	.000	0-2	.000	0-3-3	2.2	0	0	9	1	1	2	12	11.7
vs. Princeton	*	26	2-9	.222	0-2	.000	0-0	.000	0-2-2	2.1	1	0	5	0	0	3	4	10.6
Boston University																		
at George Washington																		
at Hawai'i																		
vs. TBA																		
vs. TBA																		
at Pittsburgh																		
at Georgia Tech																		
Florida State																		
at Clemson																		
Duke																		
at NC State																		
Louisville																		
at Florida State																		
Pittsburgh																		
at Virginia Tech																		
Wake Forest																		
at Boston College																		
Virginia																		
Syracuse																		
at Notre Dame																		
Boston College																		
at North Carolina																		
Virginia Tech																		

SEASON/CAREER HIGHS

Points	Season: 15	Florida A&M, 11/16/17
	Career: 23	Boston College, 1/25/17
	ACC: 23	Boston College, 1/25/17
Rebounds	Season: 3	4x, last at Minnesota, 11/29/17
	Career: 9	Columbia, 12/28/16
	ACC: 7	North Carolina, 1/28/17
Assists	Season: 9	at Minnesota, 11/29/17
	Career: 9	2x, last at Minnesota, 11/29/17
	ACC: 7	2x, last at Wake Forest, 1/18/17
Steals	Season: 3	Princeton, 12/2/17
	Career: 4	2x, last at NC State, 1/30/16
	ACC: 4	at NC State, 1/30/16
Blocked Shots	Season: -	
	Career: 1	9x, last vs. Virginia Tech, 3/10/16
	ACC: 1	3x, last vs. Virginia, 2/22/16
Field Goals	Season: 6	2x, last at Minnesota, 11/29/17
	Career: 9	vs. Iowa State, 11/25/16
	ACC: 8	Boston College, 1/25/17
Field-Goal Attempts	Season: 12	at Minnesota, 11/29/17
	Career: 16	2x, last vs. Notre Dame, 1/12/17
	ACC: 16	Notre Dame, 1/12/17
Free Throws	Season: 5	Florida A&M, 11/16/17
	Career: 9	2x, last vs. Virginia, 3/11/16
	ACC: 7	2x, last vs. Boston College, 1/25/17
Free-Throw Attempts	Season: 8	Gardner-Webb, 11/10/17
	Career: 11	vs. Virginia, 3/11/16
	ACC: 10	2x, last vs. NC State, 12/31/16
3-Point Field Goals	Season: 1	2x, last vs. Navy, 11/12/17
	Career: 3	Columbia, 12/28/16
	ACC: 2	2x, last at Louisville, 2/11/17
3-Point Field-Goal Attempts	Season: 3	Navy, 11/12/17
	Career: 5	Columbia, 12/28/16
	ACC: 3	3x, last at Louisville, 2/11/17
Minutes	Season: 32	at Minnesota, 11/29/17
	Career: 38	2x, last vs. Florida, 11/27/16
	ACC: 36	Notre Dame, 1/12/17

CAREER STATISTICS

Season	GP	GS	Min.	Avg.	3-Point			Free Throws			Rebounds			Scoring											
					FG	FGA	Pct.	FT	FTA	Pct.	Off.	Def.	Tot.	Avg.	PF	FO	Ast.	TO	Blk	Stl	Pts.	Avg.			
2014-15	34	3	459	13.5	45	111	.405	4	10	.400	41	64	.641	8	35	43	1.3	34	0	47	39	4	8	135	4.0
2015-16	31	1	703	22.7	105	228	.461	9	26	.346	105	143	.734	16	55	71	2.3	48	0	76	66	5	27	324	10.5
2016-17	30	28	942	31.4	150	332	.452	11	40	.275	93	133	.699	18	87	105	3.5	49	0	101	98	1	34	404	13.5
2017-18	7	7	194	27.7	29	63	.460	2	11	.182	14	23	.609	1	14	15	2.1	7	0	23	14	1	9	74	10.6
TOTAL	102	39	2298	22.5	329	734	.448	26	87	.299	253	363	.697	43	191	234	2.3	138	0	247	217	11	78	937	9.2



5 MIKE ROBINSON

Sr. • 5-10 • 170 • Guard
New Britain, Conn. • New Britain HS

2017-18 HIGHLIGHTS

- Has played in five games
- Scored first field goal since 2015-16 season with his 3-pointer in season opener against Gardner-Webb (11/10)

2017-18 GAME-BY-GAME

	GS	Min	FG	Pct	3FG	Pct	FT	Pct	O-D-T	Avg	PF	FO	A	TO	Blk	Stl	Pts	Avg
Gardner-Webb	1		1-1	1.00	1-1	1.000	0-0	.000	0-0-0	0.0	0	0	0	0	0	0	3	3.0
Navy	3		0-0	.000	0-0	.000	0-0	.000	0-0-0	0.0	0	0	0	0	0	0	0	1.5
Florida A&M vs. La Salle	2		0-0	.000	0-0	.000	0-0	.000	0-0-0	0.0	0	0	0	0	0	0	0	1.0
North Florida	DNP																	
at Minnesota	1		0-0	.000	0-0	.000	0-0	.000	0-0-0	0.0	0	0	0	0	0	0	0	0.8
vs. Princeton	DNP																	
Boston University at George Washington	3		0-1	.000	0-0	.000	0-0	.000	0-0-0	0.0	0	0	1	0	0	0	0	0.6
at Hawai'i vs. TBA																		
vs. TBA at Pittsburgh																		
at Georgia Tech																		
Florida State at Clemson																		
Duke at NC State																		
Louisville at Florida State																		
Pittsburgh at Virginia Tech																		
Wake Forest at Boston College																		
Virginia Syracuse																		
at Notre Dame																		
Boston College at North Carolina																		
Virginia Tech																		

SEASON/CAREER HIGHS

Points

Season: 3 Gardner-Webb, 11/10/17
 Career: 6 vs. Utah, 11/20/15
 ACC: 2 at North Carolina, 2/20/16

Rebounds

Season: -
 Career: 1 2x, last vs. S. Carolina St., 12/6/16
 ACC: -

Assists

Season: 1 Princeton, 12/2/17
 Career: 1 Princeton, 12/2/17
 ACC: -

Steals

Season: -
 Career: 1 Western Carolina, 11/11/16
 ACC: -

Blocked Shots

Season: -
 Career: -
 ACC: -

Field Goals

Season: 1 Gardner-Webb, 11/10/17
 Career: 2 vs. Utah, 11/20/15
 ACC: 1 at North Carolina, 2/20/16

Field-Goal Attempts

Season: 1 2x, last vs. Princeton, 12/2/17
 Career: 2 5x, last vs. S. Carolina St., 12/6/16
 ACC: 1 2x, last vs. North Carolina, 3/9/17

Free Throws

Season: -
 Career: 1 vs. South Carolina St., 12/6/16
 ACC: -

Free-Throw Attempts

Season: -
 Career: 2 vs. South Carolina St., 12/6/16
 ACC: -

3-Point Field Goals

Season: 1 Gardner-Webb, 11/10/17
 Career: 2 vs. Utah, 11/20/15
 ACC: -

3-Point Field-Goal Attempts


Season: 1 Florida A&M, 11/10/17
 Career: 2 4x, last at North Florida, 11/16/16
 ACC: 1 2x, last vs. North Carolina, 3/9/17

Minutes

Season: 3 2x, last vs. Princeton, 12/2/17
 Career: 5 vs. Western Carolina, 11/11/16
 ACC: 2 3x, last vs. North Carolina, 3/9/17

CAREER STATISTICS

Season	GP	GS	Min.	Avg.	3-Point			Free Throws			Rebounds			Scoring											
					FG	FGA	Pct.	FT	FTA	Pct.	Off.	Def.	Tot.	Avg.	Pts.	Avg.									
2015-16	9	0	14	1.6	5	9	.556	4	7	.571	0	0	.000	0	1	1	0.1	3	0	0	0	0	14	1.6	
2016-17	9	0	19	2.1	0	5	.000	0	4	.000	1	2	.500	1	0	1	0.1	2	0	0	1	0	1	1	0.1
2017-18	5	0	10	2.0	1	2	.500	1	1	1.000	0	0	.000	0	0	0	0.0	0	0	1	0	0	3	0.6	
TOTAL	23	0	43	1.9	6	16	.375	5	12	.417	1	2	.500	1	1	2	0.1	5	0	1	1	0	1	18	0.8



35 CHRIS STOWELL

Sr. • 6-6 • 208 • Forward
Exeter, N.H. • Exeter

2017-18 HIGHLIGHTS

- Has played in five games
- Was named to Omicron Delta Kappa (ODK) National Leadership Society in Spring 2017

2017-18 GAME-BY-GAME

	GS	Min	FG	Pct	3FG	Pct	FT	Pct	O-D-T	Avg	PF	FO	A	TO	Blk	Stl	Pts	Avg
Gardner-Webb	1		0-0	.000	0-0	.000	0-0	.000	0-0-0	0.0	0	0	0	0	0	0	0	0.0
Navy	3		0-0	.000	0-0	.000	0-0	.000	0-1-1	0.5	0	0	0	0	0	0	0	0.0
Florida A&M vs. La Salle	DNP																	
North Florida at Minnesota	1		0-0	.000	0-0	.000	0-0	.000	0-0-0	0.3	0	0	0	0	0	0	0	0.0
vs. Princeton	DNP																	
Boston University at George Washington at Hawai'i vs. TBA vs. TBA at Pittsburgh at Georgia Tech Florida State at Clemson Duke at NC State Louisville at Florida State Pittsburgh at Virginia Tech Wake Forest at Boston College Virginia Syracuse at Notre Dame Boston College at North Carolina Virginia Tech	2		0-0	.000	0-0	.000	0-0	.000	0-0-0	0.2	0	0	0	0	0	0	0	0.0

SEASON/CAREER HIGHS

Points

Season: -
Career: -
ACC: -

Rebounds

Season: -
Career: 2 South Carolina State, 12/6/16
ACC: -

Assists

Season: -
Career: 1 Howard, 11/14/14
ACC: -

Steals

Season: -
Career: -
ACC: -

Blocked Shots

Season: -
Career: 1 at North Carolina, 2/20/16
ACC: 1 at North Carolina, 2/20/16

Field Goals

Season: -
Career: -
ACC: -

Field-Goal Attempts

Season: 1 Florida A&M, 11/16/17
Career: 1 4x, last vs. Florida A&M, 11/16/17
ACC: -

Free Throws

Season: -
Career: -
ACC: -

Free-Throw Attempts

Season: -
Career: -
ACC: -

3-Point Field Goals

Season: -
Career: -
ACC: -


3-Point Field-Goal Attempts

Season: 1 Florida A&M, 11/16/17
Career: 1 3x, last vs. Florida A&M, 11/16/16
ACC: -

Minutes

Season: 3 Navy, 11/12/17
Career: 3 4x, last vs. Navy, 11/12/17
ACC: 1 4x, last at Virginia Tech, 3/5/16

CAREER STATISTICS										3-Point			Free Throws			Rebounds				Scoring					
Season	GP	GS	Min.	Avg.	FG	FGA	Pct.	FG	FGA	Pct.	FT	FTA	Pct.	Off.	Def.	Tot.	Avg.	PF	FO	Ast.	TO	Blk	Stl	Pts.	Avg.
2014-15	4	0	6	1.5	0	1	.000	0	0	.000	0	0	.000	0	0	0	0.0	1	0	1	0	0	0	0	0.0
2015-16	9	0	13	1.4	0	1	.000	0	1	.000	0	0	.000	0	3	3	0.3	1	0	0	1	1	0	0	0.0
2016-17	6	0	10	1.7	0	1	.000	0	1	.000	0	0	.000	0	2	2	0.3	0	0	0	0	0	0	0	0.0
2017-18	5	0	9	1.8	0	1	.000	0	1	.000	0	0	.000	0	1	1	0.2	0	0	0	0	0	0	0	0.0
TOTAL	24	0	38	1.6	0	4	.000	0	3	.000	0	0	.000	0	6	6	0.3	2	0	1	1	1	0	0	0.0



1 DEJAN (DJ) VASILJEVIC

So. • 6-3 • 203 • Guard

Melbourne, Australia • Australian Institute of Sport

2017-18 HIGHLIGHTS

- Leads team in 3-point field goals (13)
- Made first college start in 2017-18 season opener against Gardner-Webb after coming off bench in all 33 games last year
- After tough shooting night in opener, bounced back to score 16 points against Navy and 15 against Florida A&M
- Hit 3-of-5 from 3-point range and scored 11 points in win at No. 12 Minnesota (11/29)
- Scored career-high 20 points and hit 5-of-7 3-pointers in win over Princeton (12/2)

2017-18 GAME-BY-GAME

	GS	Min	FG	Pct	3FG	Pct	FT	Pct	O-D-T	Avg	PF	FO	A	TO	Blk	Stl	Pts	Avg
Gardner-Webb	*	30	2-12	.167	1-10	.100	2-2	1.000	0-2-2	2.0	1	0	0	0	0	0	7	7.0
Navy	*	20	5-10	.500	4-8	.500	2-2	1.000	0-3-3	2.5	2	0	0	0	0	2	16	11.5
Florida A&M	*	31	6-10	.600	3-6	.500	0-0	.000	0-4-4	3.0	2	0	2	0	1	1	15	12.7
vs. La Salle	*	25	3-9	.333	2-4	.500	0-0	.000	1-0-1	2.5	0	0	0	1	0	0	8	11.5
North Florida	*	22	1-6	.167	0-4	.000	0-0	.000	0-2-2	2.4	0	0	0	0	0	0	2	9.6
at Minnesota	*	18	4-6	.667	3-5	.600	0-0	.000	0-2-2	2.3	3	0	0	0	0	0	11	9.8
vs. Princeton	*	29	7-9	.778	5-7	.714	1-1	1.000	0-3-3	2.4	4	0	1	1	0	0	20	11.3
Boston University																		
at George Washington																		
at Hawai'i																		
vs. TBA																		
vs. TBA																		
at Pittsburgh																		
at Georgia Tech																		
Florida State																		
at Clemson																		
Duke																		
at NC State																		
Louisville																		
at Florida State																		
Pittsburgh																		
at Virginia Tech																		
Wake Forest																		
at Boston College																		
Virginia																		
Syracuse																		
at Notre Dame																		
Boston College																		
at North Carolina																		
Virginia Tech																		

SEASON/CAREER HIGHS

Points

Season: 20 Princeton, 12/2/17
 Career: 20 Princeton, 12/2/17
 ACC: 18 at Syracuse, 1/4/17

Rebounds

Season: 4 Florida A&M, 11/16/17
 Career: 4 2x, last vs. Florida A&M, 11/16/17
 ACC: 4 at Virginia, 2/20/17

Assists

Season: 2 Florida A&M, 11/16/17
 Career: 2 3x, last vs. Florida A&M, 11/16/17
 ACC: 1 4x, last vs. Clemson, 2/18/17

Steals

Season: 2 Navy, 11/12/17
 Career: 2 Navy, 11/12/17
 ACC: 1 6x, last vs. Clemson, 2/18/17

Blocked Shots

Season: 1 Florida A&M, 11/16/17
 Career: 1 2x, last vs. Florida A&M, 11/16/17
 ACC: -

Field Goals

Season: 7 Princeton, 12/2/17
 Career: 7 Princeton, 12/2/17
 ACC: 6 at Syracuse, 1/4/17

Field-Goal Attempts

Season: 12 Gardner-Webb, 11/10/17
 Career: 13 vs. South Carolina State, 12/6/16
 ACC: 12 at Syracuse, 1/4/17

Free Throws

Season: 2 2x, last vs. Navy, 11/12/17
 Career: 3 Rutgers, 11/30/16
 ACC: 2 2x, last at Virginia, 2/20/17

Free-Throw Attempts

Season: 2 2x, last vs. Navy, 11/12/17
 Career: 3 Rutgers, 11/30/16
 ACC: 2 5x, last at Florida State, 3/4/17

3-Point Field Goals

Season: 5 Princeton, 12/2/17
 Career: 6 at Syracuse, 1/4/17
 ACC: 6 at Syracuse, 1/4/17

3-Point Field-Goal Attempts

Season: 10 Florida A&M, 11/10/17
 Career: 12 at Syracuse, 1/4/17
 ACC: 12 at Syracuse, 1/4/17

Minutes

Season: 31 Florida A&M, 11/16/17
 Career: 31 Florida A&M, 11/16/17
 ACC: 29 at Virginia, 2/20/17

CAREER STATISTICS

Season	GP	GS	Min.	Avg.	3-Point			Free Throws			Rebounds			Scoring											
					FG	FGA	Pct.	FT	FTA	Pct.	Off.	Def.	Tot.	Avg.	PF	FO	Ast.	TO	Blk	Stl	Pts.	Avg.			
2016-17	33	0	577	17.5	65	182	.357	51	146	.349	16	20	.800	5	39	44	1.3	31	0	15	13	1	11	197	6.0
2017-18	7	7	175	25.0	28	62	.452	18	44	.409	5	5	1.000	1	16	17	2.4	12	0	3	2	1	3	79	11.3
TOTAL	40	7	752	18.8	93	244	.381	69	190	.363	21	25	.840	6	55	61	1.5	43	0	18	15	2	14	276	6.9



21 SAM WAARDENBURG

R-Fr. • 6-10 • 217 • Forward
Henderson, New Zealand • Rangitoto College

2017-18 HIGHLIGHTS

- Did not play in first three games (back)
- Made solid Miami debut with seven points and two rebounds in 12 minutes of action vs. La Salle (11/22)
- Scored nine points and added six rebounds against North Florida (11/25)

2017-18 GAME-BY-GAME

	GS	Min	FG	Pct	3FG	Pct	FT	Pct	O-D-T	Avg	PF	FO	A	TO	Blk	Stl	Pts	Avg	
Gardner-Webb	DNP																		
Navy	DNP																		
Florida A&M	DNP																		
vs. La Salle	13	3-6	.500	1-1	1.000	0-0	.000	1-1-2	2.0	0	0	0	0	0	0	0	7	7.0	
North Florida	16	4-9	.444	1-2	.500	0-0	.000	4-2-6	4.0	3	0	1	1	1	1	1	9	8.0	
at Minnesota	10	0-2	.000	0-1	.000	0-0	.000	1-0-1	3.0	1	0	0	2	0	0	0	5.3		
vs. Princeton	8	0-2	.000	0-1	.000	0-0	.000	1-3-4	3.3	1	0	0	0	0	0	0	4.0		
Boston University																			
at George Washington																			
at Hawai'i																			
vs. TBA																			
vs. TBA																			
at Pittsburgh																			
at Georgia Tech																			
Florida State																			
at Clemson																			
Duke																			
at NC State																			
Louisville																			
at Florida State																			
Pittsburgh																			
at Virginia Tech																			
Wake Forest																			
at Boston College																			
Virginia																			
Syracuse																			
at Notre Dame																			
Boston College																			
at North Carolina																			
Virginia Tech																			

CAREER HIGHS

Points

Career: 9 North Florida, 11/25/17

ACC:

Rebounds

Career: 6 North Florida, 11/25/17

ACC:

Assists

Career: 1 North Florida, 11/25/17

ACC:

Steals

Career: 1 North Florida, 11/25/17

ACC:

Blocked Shots

Career: 1 North Florida, 11/25/17

ACC:

Field Goals

Career: 4 North Florida, 11/25/17

ACC:

Field-Goal Attempts

Career: 9 North Florida, 11/25/17

ACC:

Free Throws

Career: 1 North Florida, 11/25/17

ACC:

Free-Throw Attempts

Career: 2 North Florida, 11/25/17

ACC:

3-Point Field Goals

Career: 1 2x, last vs. North Florida, 11/25/17

ACC:

3-Point Field-Goal Attempts

Career: 2 North Florida, 11/25/17

ACC:

Minutes

Career: 16 North Florida, 11/25/17

ACC:

CAREER STATISTICS

Season	GP	GS	Min.	Avg.	FG	FGA	Pct.	3-Point			Free Throws			Rebounds				Scoring							
								FG	FGA	Pct.	FT	FTA	Pct.	Off.	Def.	Tot.	Avg.	PF	FO	Ast.	TO	Blk	Stl	Pts.	Avg.
2017-18	4	0	47	11.8	7	19	.368	2	5	.400	0	0	.000	7	6	13	3.3	5	0	1	3	1	1	16	4.0



4 LONNIE WALKER IV

Fr. • 6-5 • 204 • Guard
Reading, Pa. • Reading HS

2017 McDonald's All-American

2017-18 HIGHLIGHTS

- Scored 10 points and added five assists in college debut (11/10/17)
- Left Florida A&M game in first half with left ankle injury
- Scored five points in homecoming game in Reading, Pa., against La Salle (11/22)
- Recorded 12 points and five rebounds against Princeton (12/2)

2017-18 GAME-BY-GAME

	GS	Min	FG	Pct	3FG	Pct	FT	Pct	O-D-T	Avg	PF	FO	A	TO	Blk	Stl	Pts	Avg
Gardner-Webb	25	4-5	.800	2-3	.667	0-0	.000	1-1-2	2.0	0	0	0	5	2	0	0	10	10.0
Navy	24	3-7	.429	1-5	.200	1-1	1.000	0-2-2	2.0	0	0	1	0	1	1	1	8	9.0
Florida A&M	10	2-4	.500	1-2	.500	0-0	.000	0-2-2	2.0	0	0	0	0	0	0	1	5	7.7
vs. La Salle	27	2-8	.250	0-4	.000	1-2	.500	1-1-2	2.0	0	0	2	0	0	0	2	5	7.0
North Florida	22	2-5	.400	0-1	.000	3-4	.750	0-1-1	1.8	3	0	1	0	0	1	1	7	7.0
at Minnesota	19	2-8	.250	1-5	.200	1-2	.500	0-2-2	1.8	1	0	1	0	0	1	1	6	6.8
vs. Princeton	20	4-7	.571	3-4	.750	1-2	.500	0-5-5	2.3	0	0	1	2	1	0	12	7.6	
Boston University																		
at George Washington																		
at Hawai'i																		
vs. TBA																		
vs. TBA																		
at Pittsburgh																		
at Georgia Tech																		
Florida State																		
at Clemson																		
Duke																		
at NC State																		
Louisville																		
at Florida State																		
Pittsburgh																		
at Virginia Tech																		
Wake Forest																		
at Boston College																		
Virginia																		
Syracuse																		
at Notre Dame																		
Boston College																		
at North Carolina																		
Virginia Tech																		

CAREER HIGHS

Points	Career: 12	Princeton, 12/2/17
ACC: -		
Rebounds	Career: 5	Princeton, 12/2/17
ACC: -		
Assists	Career: 5	Gardner-Webb, 11/10/17
ACC: -		
Steals	Career: 2	La Salle, 11/22/17
ACC: -		
Blocked Shots	Career: 1	2x, last vs. Princeton, 12/2/17
ACC: -		
Field Goals	Career: 4	2x, last vs. Princeton, 12/2/17
ACC: -		
Field-Goal Attempts	Career: 8	at Minnesota, 11/29/17
ACC: -		
Free Throws	Career: 3	2x, last vs. Princeton, 12/2/17
ACC: -		
Free-Throw Attempts	Career: 4	2x, last vs. Princeton, 12/2/17
ACC: -		
3-Point Field Goals	Career: 3	Princeton, 12/2/17
ACC: -		
3-Point Field-Goal Attempts	Career: 5	Navy, 11/12/17
ACC: -		
Minutes	Career: 27	La Salle, 11/22/17
ACC: -		

CAREER STATISTICS

Season	GP	GS	Min.	Avg.	3-Point			Free Throws			Rebounds				Scoring										
					FG	FGA	Pct.	FT	FTA	Pct.	Off.	Def.	Tot.	Avg.	Pts.	Avg.									
2017-18	7	0	147	21.0	19	44	.432	8	24	.333	7	11	.636	2	14	16	2.3	4	0	11	4	2	6	53	7.6



2017-18 MIAMI BASKETBALL ROSTER

NUMERICAL ROSTER

No.	Name	Yr.	Pos.	Ht.	Wt.	Hometown/Previous School
0	Ja'Quan Newton	Sr.	G	6-3	191	Philadelphia, Pa. / Neumann-Goretti HS
1	Dejan Vasiljevic	So.	G	6-3	203	Melbourne, Australia / Australian Institute of Sport
2	Chris Lykes	Fr.	G	5-7	161	Mitchellville, Md. / Gonzaga College HS
3	Anthony Lawrence II	Jr.	G	6-7	210	St. Petersburg, Fla. / Lakewood Senior HS
4	Lonnie Walker IV	Fr.	G	6-5	204	Reading, Pa. / Reading HS
5	Mike Robinson	Sr.	G	5-10	170	New Britain, Conn. / New Britain HS
10	Miles Wilson [^]	So.	G	6-5	198	Baltimore, Md. / Mount St. Mary's
11	Bruce Brown Jr.	So.	G	6-5	205	Boston, Mass. / Vermont Academy
14	Rodney Miller Jr.	So.	C	7-0	255	Laurelton, N.Y. / Oak Hill Academy
15	Ebuka Izundu	Jr.	C	6-10	235	Charlotte, N.C. / Victory Christian Center / Nigeria
20	Dewan Huell	So.	F	6-11	236	Miami, Fla. / Miami Norland HS
21	Sam Waardenburg	R-Fr.	F	6-10	217	Henderson, New Zealand / Rangitoto College
22	Deng Gak	Fr.	F	6-10	195	Sydney, Australia / Blair Academy (N.J.)
35	Chris Stowell	Sr.	F	6-6	208	Exeter, N.H. / Tilton School (N.H.) / Exeter HS

ALPHABETICAL ROSTER

No.	Name	Yr.	Pos.	Ht.	Wt.	Hometown/Previous School
11	Bruce Brown Jr.	So.	G	6-5	205	Boston, Mass. / Vermont Academy
22	Deng Gak	Fr.	F	6-10	195	Sydney, Australia / Blair Academy (N.J.)
20	Dewan Huell	So.	F	6-11	236	Miami, Fla. / Miami Norland HS
15	Ebuka Izundu	Jr.	C	6-10	235	Charlotte, N.C. / Victory Christian Center / Nigeria
3	Anthony Lawrence II	Jr.	G	6-7	210	St. Petersburg, Fla. / Lakewood Senior HS
2	Chris Lykes	Fr.	G	5-7	161	Mitchellville, Md. / Gonzaga College HS
14	Rodney Miller Jr.	So.	C	7-0	255	Laurelton, N.Y. / Oak Hill Academy
0	Ja'Quan Newton	Sr.	G	6-3	191	Philadelphia, Pa. / Neumann-Goretti HS
5	Mike Robinson	Sr.	G	5-10	170	New Britain, Conn. / New Britain HS
35	Chris Stowell	Sr.	F	6-6	208	Exeter, N.H. / Tilton School (N.H.) / Exeter HS
1	Dejan Vasiljevic	So.	G	6-3	203	Melbourne, Australia / Australian Institute of Sport
21	Sam Waardenburg	R-Fr.	F	6-10	217	Henderson, New Zealand / Rangitoto College
4	Lonnie Walker IV	Fr.	G	6-5	204	Reading, Pa. / Reading HS
10	Miles Wilson [^]	So.	G	6-5	198	Baltimore, Md. / Mount St. Mary's

[^] sitting out 2017-18 season per NCAA transfer regulations

Head Coach: Jim Larrañaga, Providence '71, seventh season

Associate Head Coach: Chris Caputo, Westfield State (Mass.) '02

Assistant Coach: Jamal Brunt, Randolph-Macon '03

Assistant Coach: Adam Fisher, Penn State '06, '09

Director of Operations: Lamont Franklin, UNC Wilmington '97

Strength & Conditioning Coach: Steve Felde, Concordia University (Wis.) '03

Associate Athletic Trainer: Javier Jimenez, Temple '06

Associate Director of Operations: Jeff Dyer, Delaware '14

Player Development Assistant: Chaison Allen, Northeastern '11

PRONUNCIATION GUIDE

Dewan Huell	Duh-WAHN HUE-ull
Ebuka Izundu	ee-BOO-kuh ee-ZOON-du
Ja'Quan Newton	Juh-QUAN
Chris Stowell	Stole
Dejan Vasiljevic	DAY-on Vass-EEL-uh-vitch

HC Jim Larrañaga	LARE-uh-NAY-guh
AC Chris Caputo	Cuh-POO-toe
SC Steve Felde	FELL-dee
AT Javier Jimenez	Hah-VEE-air Him-EN-ez

CLASS BREAKDOWN

FRESHMEN (4)

Deng Gak
Chris Lykes
Sam Waardenburg*
Lonnie Walker IV
* - Redshirt

SOPHOMORES (5)

Bruce Brown Jr.
Dewan Huell
Rodney Miller Jr.
Dejan "DJ" Vasiljevic
Miles Wilson

JUNIORS (2)

Ebuka Izundu
Anthony Lawrence II

SENIORS (3)

Ja'Quan Newton
Mike Robinson
Chris Stowell

GEOGRAPHIC BREAKDOWN

UNITED STATES

Connecticut
Mike Robinson

Florida

Dewan Huell
Anthony Lawrence II

Maryland

Chris Lykes
Miles Wilson

Massachusetts

Bruce Brown, Jr.

New Hampshire

Chris Stowell

New York

Rodney Miller, Jr.

Pennsylvania

Ja'Quan Newton
Lonnie Walker IV

INTERNATIONAL

Australia

Dejan Vasiljevic
Deng Gak

New Zealand

Sam Waardenburg

Nigeria

Ebuka Izundu




TV/RADIO ROSTER



#0 JA'QUAN NEWTON
SR • G • 6-3 • PHILADELPHIA, PA.

	GP-GS	PPG	RPG	APG	MPG
2017-18	7-7	10.6	2.1	3.3	27.7
CAREER	102-39	9.2	2.3	2.4	22.5



#1 DEJAN VASILJEVIC
SO • G • 6-3 • MELBOURNE, AUSTRALIA

	GP-GS	PPG	RPG	APG	MPG
2017-18	7-7	11.3	2.4	0.4	25.0
CAREER	40-7	6.9	1.5	0.5	18.8



#2 CHRIS LYKES
FR • G • 5-7 • MITCHELLVILLE, MD.

	GP-GS	PPG	RPG	APG	MPG
2017-18	7-0	7.0	0.9	1.9	16.1
CAREER	7-0	7.0	0.9	1.9	16.1



#3 ANTHONY LAWRENCE II
JR • G • 6-7 • ST. PETERSBURG, FLA.

	GP-GS	PPG	RPG	APG	MPG
2017-18	7-7	8.3	7.0	2.7	26.7
CAREER	73-25	5.7	3.2	1.4	19.7



#4 LONNIE WALKER IV
FR • G • 6-4 • READING, PA.

	GP-GS	PPG	RPG	APG	MPG
2017-18	7-0	7.6	2.3	1.6	21.0
CAREER	7-0	7.6	2.3	1.6	21.0



#5 MIKE ROBINSON
SR • G • 5-10 • NEW BRITAIN, CONN.

	GP-GS	PPG	RPG	APG	MPG
2017-18	5-0	0.6	0.0	0.2	2.0
CAREER	23-0	0.8	0.1	0.0	1.9



#10 MILES WILSON
SO • G • 6-5 • BALTIMORE, MD.

	GP-GS	PPG	RPG	APG	MPG
2017-18	-	-	-	-	-
CAREER	25-24	11.8	3.9	0.7	28.9



#11 BRUCE BROWN JR.
SO • G • 6-5 • BOSTON, MASS.

	GP-GS	PPG	RPG	APG	MPG
2017-18	7-7	11.7	8.6	5.0	32.3
CAREER	40-36	11.8	6.2	3.5	32.0



#14 RODNEY MILLER JR.
SO • C • 7-0 • LAURELTON, N.Y.

	GP-GS	PPG	RPG	APG	MPG
2017-18	5-0	1.6	0.4	0.0	3.8
CAREER	20-0	1.1	0.6	0.0	3.8



#15 EBUKA IZUNDU
JR • C • 6-10 • CHARLOTTE, N.C.

	GP-GS	PPG	RPG	APG	MPG
2017-18	7-0	6.3	5.1	0.6	16.9
CAREER	54-9	3.9	2.8	0.2	11.4



#20 DEWAN HUELL
SO • C • 6-11 • MIAMI, FLA.

	GP-GS	PPG	RPG	APG	MPG
2017-18	7-7	14.1	5.6	0.4	22.1
CAREER	39-22	7.3	3.5	0.2	18.3




#21 SAM WAARDENBURG
RFR • F • 6-10 • HENDERSON, NEW ZEALAND

	GP-GS	PPG	RPG	APG	MPG
2017-18	4-0	4.0	3.3	0.3	11.8
CAREER	4-0	4.0	3.3	0.3	11.8



#22 DENG GAK
FR • F • 6-10 • SYDNEY, AUSTRALIA

	GP-GS	PPG	RPG	APG	MPG
2017-18	-	-	-	-	-
CAREER	0-0	0.0	0.0	0.0	0.0



#35 CHRIS STOWELL
SR • F • 6-6 • EXETER, N.H.

	GP-GS	PPG	RPG	APG	MPG
2017-18	5-0	0.0	0.2	0.0	1.8
CAREER	24-0	0.0	0.3	0.0	1.6