



# PITT BASKETBALL

MIAMI • FEBRUARY 5, 2014 • BANKUNITED CENTER • MIAMI, FLA.

## 2013-14 SCHEDULE

Date	Opponent	W/L	Time
O25	UC SAN DIEGO (Exh.)	W	72-59
N1	SLIPPERY ROCK (Exh.)	W	96-60
N8	SAVANNAH STATE (ESPN3)	W	88-55
N12	FRESNO STATE (RSN/Root)	W	75-54

### Progressive Legends Classic (Pittsburgh, Pa.)

N17	HOWARD (ESPN3)	W	84-52
N20	LEHIGH (ESPNU)	W	77-58

### Progressive Legends Classic (Brooklyn, N.Y.)

N25	vs. Texas Tech (ESPN2)	W	76-53
N26	vs. Stanford (ESPN2)	W	88-67

N30	vs. Duquesne (CBS-SN)	W	84-67
-----	-----------------------	---	-------

### Big Ten/ACC Challenge

D3	PENN STATE (ESPNU)	W	78-69
----	--------------------	---	-------

D6	LOYOLA MARYMOUNT (ESPN3)	W	85-68
D14	YOUNGSTOWN ST. (RSN/Root)	W	91-73

### Jimmy V Classic (New York, N.Y.)

D17	vs. Cincinnati (ESPN)	L	44-43
-----	-----------------------	---	-------

D21	CAL POLY (ESPN3)	W	73-56
D31	ALBANY (ESPN3)	W	58-46

J4	at *NC State (ACCN/WTAE)	W	74-62
----	--------------------------	---	-------

J6	*MARYLAND (ESPNU)	W	79-59
----	-------------------	---	-------

J11	*WAKE FOREST (ACCN/WTAE)	W	80-65
-----	--------------------------	---	-------

J14	at *Georgia Tech (ESPNU)	W	81-74
-----	--------------------------	---	-------

J18	at *Syracuse (ESPN)	L	59-54
-----	---------------------	---	-------

J21	*CLEMSON (ACCN/WTAE)	W	76-43
-----	----------------------	---	-------

J25	at *Maryland (ESPN2)	W	83-79
-----	----------------------	---	-------

J27	*DUKE (ESPN)	L	80-65
-----	--------------	---	-------

F2	*VIRGINIA (ESPNU)	L	48-45
----	-------------------	---	-------

F5	at *Miami (RSN/Root)	7 p.m.	
----	----------------------	--------	--

F8	*VIRGINIA TECH (RSN/Root)	Noon	
----	---------------------------	------	--

F12	*SYRACUSE (ESPN/ESPN2)	7 p.m.	
-----	------------------------	--------	--

F15	at *North Carolina (CBS)	1 p.m.	
-----	--------------------------	--------	--

F23	*FLORIDA STATE (ESPNU)	6 p.m.	
-----	------------------------	--------	--

F26	at *Boston College (ACCN/WTAE)	8 p.m.	
-----	--------------------------------	--------	--

M1	at *Notre Dame (ESPN/ESPN2)	2 p.m.	
----	-----------------------------	--------	--

M3	*NC STATE (ESPNU)	9 p.m.	
----	-------------------	--------	--

M8	at *Clemson (ACCN/WTAE)	4 p.m.	
----	-------------------------	--------	--

M12	at ACC Tournament (ESPN)	TBA	
-----	--------------------------	-----	--

M20	NCAA Tournament 2nd/3rd Rounds	TBA	
-----	--------------------------------	-----	--

M27	NCAA Regionals (CBS+)	TBA	
-----	-----------------------	-----	--

A5-7	NCAA Final Four (CBS+)	TBA	
------	------------------------	-----	--

GAME  
23

#25/22 PITT (18-4, 6-3 ACC)

at MIAMI (11-10, 2-6 ACC)

Wednesday, February 5, 2014 • 7:00 p.m. ET  
BankUnited Center (7,000) • Coral Gables, Fla.

**TV:** RSN/Root (Wes Durham, Cory Alexander; Producer: Joe Vencius).

**Pitt Radio:** Pitt IMG Sports Network (Bill Hillgrove, Dick Groat, Curtis Aiken).

93.7 The Fan, 93.7 FM; Satellite Radio: Sirius-Channel 92 (Miami feed), XM-Channel 191 (Miami feed).

**Internet Radio Broadcast/Live Stats:** www.pittsburghpanthers.com.

**Coaches:** Pitt: Jamie Dixon, 15th year at Pitt, 11th year as head coach (280-90); Miami: Jim Larranaga, 3rd year at Miami (60-30), 30th year overall (530-364).

**Rankings:** Pitt: AP-25; USA Today-22; Miami: AP-NR; USA Today-NR.

**Series:** Former Big East foes Pitt and Miami meet for the 34th time in series history with the Panthers holding a slim 17-16 advantage in a series which dates back to Dec. 26, 1947.

The last time Pitt traveled to Miami was on Jan. 10, 2004, an 84-80 win in double overtime.

Pitt owns a 6-10 record in games played in Coral Gables, including a 1-0 mark at the BankUnited Center.

No. 25/22 Pitt (18-3, 6-2 ACC) travels to Miami (11-10, 2-6 ACC) for a Wednesday, Feb. 5, contest at the BankUnited Center. Tipoff is at 7:00 p.m. ET.

The game will be televised on RSN/Root with Wes Durham (play-by-play) and Cory Alexander (color analysis) making the call. Joe Vencius will handle production.

At 6-3 in ACC competition, Pitt enters the game in a third place tie with Duke, two full games behind Virginia in the standings. Miami sits in a tie for 13th at 2-6, while undefeated Syracuse is the league's leader with a perfect 8-0 record.

In the NCAA's updated RPI rankings re-

leased on Monday, Feb. 3, Pitt ranked No. 26. Six ACC teams are ranked among the nation's top-60 in RPI: Syracuse (3), Duke (11), Virginia (16), Pitt (26), Florida State (40) and North Carolina (42).

Pitt has won its 18 games by an average margin of 14.7 points per game. Sixteen of Pitt's 18 wins have come by nine or more points and 12 of its 18 are by 17 points or more. Offensively, the Panthers are averaging 74.4 points per game, converting 47.8 percent (569-1190) of field goals, 35.4 percent (105-297) of 3-point field goals and a solid 71.8 percent (394-549) of free throw attempts. Pitt is also rebounding its opponents by a sizable plus-

## TODAY'S TOP STORYLINES

- Pitt has won five of its last six road games and nine of its last 12. Pitt is 3-1 on the road this season.
- Pitt coach Jamie Dixon owns a 17-2 record vs. previous ACC teams and a 33-13 overall record vs. current ACC teams (including Syracuse and Notre Dame).
- Lamar Patterson has emerged as a national player of the year candidate (Oscar Robertson Trophy Watch List) and an ACC Player of the Year candidate.
- When comparing ACC basketball programs over the last 13 years, Pitt ranks second among league programs in overall winning percentage (.337-100, .771), league winning percentage (.147-66, .690), homecourt winning percentage (.889) and NCAA Tournament appearances (11).



## PITT PANTHERS ROSTER NOTES

### PROBABLE STARTERS

#	NAME	POS	HT	WT	CL	PPG	RPG	CAREER/2013-14 NOTES
21	Lamar Patterson	F	6-5	225	SR*	17.4	4.7	•3-time ACC POW; ACC stats: 18.1, 5.2 rpg, 4.4 apg; leads Pitt in scoring/assists
2	Michael Young	F	6-8	245	FR	6.0	4.8	•Started all 22 GP; 9 pts/7 reb vs. Duke
42	Talib Zanna	C	6-9	230	SR*	12.9	7.8	•7 D-D on year; ACC: 14.3 ppg, 8.1 rpg
3	Cameron Wright	G	6-4	205	JR*	10.7	3.1	•Double figure pts in 12 games this year
0	James Robinson	G	6-3	200	SO	8.0	2.6	•Leads nation/ACC in asst./turnover ratio

### OFF THE BENCH

1	Jamel Artis	F	6-7	230	FR	5.0	3.4	•Last 3GP: 9.0 ppg, 5.0 rpg
11	Derrick Randall	F	6-9	240	JR	2.5	2.8	•Averaging 10.2 minutes per game at C
12	Chris Jones	G/F	6-6	213	FR*	2.4	0.9	•19 GP on year; Last 3GP: 13.0 mpg
13	Josh Newkirk	G	6-1	185	FR	3.4	1.2	•10 points (4-4 FG), 2-2 3FG vs. Clemson
15	Aron Nwankwo	F	6-7	215	JR*	1.0	0.6	•Played in seven games this year
22	Joshua Ko	G	6-1	150	FR	0.5	0.0	•8 GP, 4 points vs. Savannah State
24	Mike Lecak	G	6-2	175	SO*	0.0	0.1	•Played in nine games, 11 minutes
50	Joseph Uchebo	C	6-10	260	SO	0.4	1.2	•Saw action in five of last seven games

### INJURED

5	Durand Johnson	F	6-6	205	SO*	8.8	3.0	•Out for season, right knee injury vs. WF
---	----------------	---	-----	-----	-----	-----	-----	---

**SERIES HISTORY**

**MIAMI (17-16)**

Games played: 33.  
 Home: 9-5.  
 A: 6-10.  
 N: 2-1.  
 OT: 1-2.  
 Big East: 11-8 (H: 7-2; A: 4-6).  
 Big East Tournament: 2-1.  
 at Petersen Events Center: 0 (0-0).  
 at BankUnited Center: 1 (1-0).  
 at Miami Arena: 9 (3-6).  
 at Madison Square Garden: 3 (2-1).  
 at Civic Arena: 2 (0-2).  
 One-Point Games: 1 (0-1).  
 Two-Point Games: 2 (1-1).  
 Most Points: 86 (1/23/93).  
 Fewest Points: 40 (12/26/47).  
 Largest Win: 32 (80-48, 12/22/48).  
 Largest Loss: 33 (85-52, 2/23/99).  
 Win Streak: 5 (1/6/93-2/28/95).  
 Loss Streak: 5 (12/28/62-1/29/92).  
 Last 10: 5-5.  
 Last 20: 11-9.

**GAME-BY-GAME**

*Pitt-Miami game-by-game is listed on page 13 of this release*

**NATIONAL POLLS** (as of February 3, 2014)

**ASSOCIATED PRESS POLL**

Rk.	School (1st Place)	W-L	Pts.
1.	Syracuse (65)	21-0	1,625
2.	Arizona	21-1	1,517
3.	Florida	19-2	1,482
4.	Wichita State	23-0	1,447
5.	San Diego State	19-1	1,370
6.	Villanova	19-2	1,252
7.	Cincinnati	21-2	1,182
8.	Kansas	16-5	1,141
9.	Michigan State	19-3	1,136
10.	Michigan	16-5	949
11.	Duke	17-5	940
12.	Creighton	18-3	790
13.	Saint Louis	20-2	728
14.	Louisville	18-4	723
15.	Texas	17-4	719
16.	Iowa State	16-4	717
17.	Iowa	17-5	669
18.	Kentucky	16-5	653
19.	Oklahoma State	16-5	420
20.	Virginia	17-5	364
21.	Oklahoma	17-5	361
22.	Connecticut	17-4	252
23.	Gonzaga	20-3	237
24.	Memphis	16-5	114
25.	<b>PITT</b>	<b>18-4</b>	<b>110</b>

**Others receiving votes:** Wisconsin 79, Ohio State 45, VCU 44, Southern Methodist 15, New Mexico 12, Cal 9, UCLA 9, Harvard 4, George Washington 3, LSU 3, Tennessee 2, American University 1, Southern Miss 1

**NOTE:**

- Associated Press poll is voted upon by the nation's media (both polls are released on Monday).
- USA Today poll is voted upon by the nation's coaches.

**USA TODAY COACHES POLL**

Rk.	School (1st Place)	W-L	Pts.
1.	Syracuse (32)	21-0	800
2.	Wichita State	23-0	745
3.	Arizona	21-1	725
4.	Florida	19-2	720
5.	San Diego State	19-1	680
6.	Villanova	19-2	596
7.	Cincinnati	21-2	570
8.	Michigan State	19-3	546
9.	Kansas	16-5	498
10.	Louisville	18-4	474
11.	Duke	17-5	409
12.	Creighton	18-3	404
13.	Iowa	17-5	377
14.	Kentucky	16-5	372
15.	Saint Louis	20-2	362
16.	Michigan	16-5	328
17.	Iowa State	16-4	290
18.	Texas	17-4	287
19.	Oklahoma State	16-5	227
20.	Gonzaga	20-3	214
21.	Virginia	17-5	197
22.	<b>PITT</b>	<b>18-4</b>	<b>99</b>
23.	Oklahoma	17-5	94
24.	Wisconsin	17-5	72
25.	Ohio State	17-5	67

**Others receiving votes:** Memphis 58, Connecticut 47, VCU 26, Southern Miss 25, Massachusetts 24, UCLA 20, New Mexico 16, Southern Methodist 10, Baylor 7, Cal 5, Harvard 4, George Washington 2, Saint Joseph's 1, Stephen F. Austin 1, Toledo 1

8.1 margin. Defensively, Pitt is holding its opponents to 60.5 points per game and yielding a 40.6 (471-1161) field goal percentage. Eighteen of Pitt's 22 opponents have been held to 70 points or less and 12 have been limited to 60 points or less.

Through nine Atlantic Coast Conference games, Pitt has outscored its six opponents by a plus-7.6 margin. Pitt is shooting 47.5 percent (216-455) and 40 percent (40-100) from 3-point range. National/ACC Player of the Year/First Team candidate Lamar Patterson is averaging

18.1 points, 5.2 rebounds and 4.4 assists per game and Talib Zanna nearly averages a double-double in points (14.3) and rebounds (8.1).

At home, Pitt is 12-2 this year, has won 14 of its last 16 games and owns a 19-game consecutive win streak against non-conference opponents. In its 12th season in the Petersen Events Center, Pitt owns a 192-24 overall record in the arena and a 78-21 conference record (3-2 vs. ACC/75-19 vs. Big East). Pitt also owns a 110-3 record vs. non-conference opponents at the

Petersen Events Center and has won 131 of its last 135 home games against regular season non-conference opponents.

Miami hosts Pitt for the first time since 2004. At 2-6 in the ACC, the Hurricanes sit in 13th place in the conference and are on a three-game ACC losing streak. Miami recently stepped out of conference to pick up a 64-49 win over Norfolk State on Feb. 1. For the year, the Hurricanes have been paced by Rion Brown who is averaging 14 points and 6.2 rebounds per game.

Pitt returned three starters—Lamar Patterson, Talib Zanna and James Robinson—and two of its top three scorers from a 2012-13 team that finished 24-9 overall, 12-6 and in fourth place in its final year in the Big East Conference. Pitt also earned an 11th NCAA Tournament appearance in the last 12 seasons. In addition, Pitt won 20-plus overall games for the 12th consecutive season. Pitt's 24 victories rank as the 12th-most wins in school history. In 2012-13, Pitt's defense was one of the nation's best. The Panthers allowed

**PITT BASKETBALL WEEKLY MEDIA PLANNER**

*All practices are closed. For more information on coverage of Pitt men's basketball, contact Media Relations Director Greg Hotchkiss at (412) 491-5296.*

**FRIDAY**

January 31

Practice, 2-5 p.m.  
 Media Opportunity, 5:30 p.m.

**SATURDAY**

February 1

Practice: morning

**SUNDAY**

February 2

Virginia at Pitt, 12:30 p.m., ESPN  
 Pitt IMG Radio Network, 93.7

**MONDAY**

February 3

Practice, 2-5 p.m.  
 Media Opportunity, 5:30 p.m.

**TUESDAY**

February 4

Practice, 1-3  
 Travel to Miami

**WEDNESDAY**

February 5

Pitt at Miami, 7 p.m., RSN/  
 Root Sports  
 Pitt IMG Radio Network, 93.7

### COLLEGE BASKETBALL'S BEST PROGRAMS OVER THE LAST 13 YEARS

Where Pitt ranks among national winning percentage leaders and top programs over the last 13 seasons; updated as of February 3, 2014.

School	2013-14	2001-13	Total	Pct.
Kansas	16-5	363-71	379-76	.833
Duke	17-5	349-74	366-79	.822
Memphis	16-5	337-78	353-83	.810
Gonzaga	20-3	322-77	342-80	.810
<b>PITT</b>	<b>18-4</b>	<b>319-96</b>	<b>337-100</b>	<b>.771</b>
Syracuse	21-0	320-105	341-105	.765
Kentucky	16-5	316-103	332-108	.755
Florida	19-2	313-108	332-110	.751
Louisville	18-4	310-111	328-115	.740
Connecticut	17-4	297-112	314-116	.730
North Carolina	14-7	309-115	323-122	.726
Wisconsin	17-5	291-113	308-118	.723
Ohio State	17-5	281-111	298-116	.720
Xavier	15-6	288-114	303-120	.716
Michigan State	19-3	301-125	320-128	.714
Texas	17-4	290-124	307-128	.706
Arizona	21-1	276-127	297-128	.699
Marquette	12-10	282-122	294-132	.690
Illinois	13-9	284-130	297-139	.681
UCLA	17-5	264-138	281-143	.663
Western Kentucky	15-7	258-133	273-140	.661
Oklahoma State	16-5	262-139	278-144	.659
Notre Dame	12-10	263-133	275-143	.658
Cincinnati	21-2	255-142	276-144	.657
Georgetown	12-9	252-130	264-139	.655
Oklahoma	17-5	249-137	266-142	.652
Maryland	13-9	261-141	274-150	.646

### PITT'S LONGEST HOME COURT WIN STREAKS

Pitt's 14-game home win streak this year ranks among the school's all-time longest in history. Pitt won 34 straight to open the arena. Streaks do not include contests played at Mellon Arena/Civic Arena.  
\*27-game win streak includes Civic Arena games.

No	Streak Dates
40	1/22/01-2/15/04
31	2/27/08-1/20/10
*27	12/10/73-12/23/75
20	1/28/10-12/24/11
18	2/12/26-1/18/28
16	11/19/05-3/3/06
15	2/29/12-12/31/12
<b>14</b>	<b>2/27/13-1/27/14</b>
14	1/28/87-2/10/88
13	2/17/07-1/26/08
13	2/9/85-1/25/86
12	11/14/06-1/21/07
11	1/2/64-12/5/64
9	12/2/92-1/27/93
9	3/6/04-1/2/05
9	11/17/00-1/6/01
8	11/17/00-1/3/01
7	2/6/62-12/7/63
7	11/23/90-1/12/91
7	11/20/91-2/10/92

### PITT'S 12-YEAR SUCCESS (2001-13)

The following is a list of accomplishments achieved by the Pitt Basketball program over the last 12 seasons:

- Compiled a 319-96 record over the last 12 seasons and .769 winning percentage, which ranks among the nation's top five best winning percentages during that span. The record also ranks second in the ACC from 2001-12.
- Advanced to the NCAA Elite Eight/Regional Final in 2009 for the first time since 1974.
- Advanced to the NCAA Sweet Sixteen five times in the last 12 seasons. Only seven programs (Duke-9, Kansas-9, Michigan State-7, Connecticut-6, Syracuse-6, Arizona-6 and North Carolina-6) have advanced to more Sweet Sixteens during that span.
- Won two Big East Tournament championships (2003 and 2008).
- Captured four Big East regular season titles: 2001-02 Big East West Division, 2002-03 Big East West Division, 2003-04 Big East regular season, 2010-11 Big East regular season.
- Advanced to the NCAA Tournament for a Big East-leading 10 seasons, one of only eight programs nationwide to advance to the NCAA Tournament during that span.
- Ascended to the program's first-ever No. 1 national ranking and earned two No. 1 seeds in 2008-09 and 2010-11.
- Achieved 12 straight 20-plus win seasons from 2002-13.
- Averaged 26.6 victories per season over the last 12 years.
- Advanced to the Big East Championship title game in seven of the last 13 seasons and appeared in three straight seasons from 2001-04.
- Compiled a Big East-best 141-63 (.691) record in league regular season games.
- Finished ranked among the nation's top-10 programs in six of the last 12 seasons and ranked among the nation's top-25 in 10 of the last 12 years.
- Appeared on television 352 times in the last 12 years.
- Set the school record with a 40-game win streak, which spanned two years and 68 days.
- Opened the Petersen Events Center with a 34-game win streak, a streak which ranks as the third all-time longest win streak to open a new arena in NCAA Division I history.
- Concluded its 10th year in the Petersen Events Center with an 180-22 record and .891 winning percentage.
- Sold out the Petersen Events Center in each of the 12 seasons in operation and has enjoyed a string of 205 consecutive regular season sellouts dating back to the 2002 season.

just 56.0 points per game on the year (8th-best in the nation), a mark that set the school record for scoring defense, surpassing the previous record of 56.4 points allowed per game set in 2003-04.

In mid-October, Pitt was picked by Atlantic Coast Conference media members to finish sixth among 15 schools.

Pitt has won 110 of its last 152 overall games, 115 of its last 158,

259 of its last 343 contests, 113 of its last 170 league regular season games and 154 of its last 167 non-conference games.



### 2013-14 PITT PANTHERS NUMERICAL ROSTER

#	NAME	POS	HT	WT	CL	EX	HOMETOWN/PREVIOUS SCHOOL(S)
0	James Robinson	G	6-3	200	SO	1L	Mitchellville, Md./DeMatha Catholic
1	Jamel Artis	F	6-7	230	FR	HS	Baltimore, Md./Notre Dame Prep (Mass.)
2	Michael Young	F	6-8	245	FR	HS	Duquesne, Pa./St. Benedict's Prep (N.J.)
3	Cameron Wright	G	6-4	205	JR*	2L	Cleveland, Ohio/Benedictine
5	Durand Johnson	F	6-6	205	SO*	1L	Baltimore, Md./Brewster Academy (N.H.)/Lake Clifton
11	Derrick Randall	F	6-9	240	JR	TR	Brooklyn, N.Y./Rutgers/South Kent Prep (Conn.)
12	Chris Jones	G/F	6-6	213	FR*	RS	Teaneck, N.J./Teaneck
13	Josh Newkirk	G	6-1	185	FR	HS	Raleigh, N.C./Word of God Academy
15	Aron Nwankwo	F	6-7.5	215	JR*	2L	Baltimore, Md./Baltimore City College
21	Lamar Patterson	F	6-5	225	SR*	3L	Lancaster, Pa./St. Benedict's (N.J.)/J.P. McCaskey
22	Joshua Ko	G	6-1	150	FR	HS	Kailua, Hawaii/Kalaheo
24	Mike Lecak	G	6-2	175	SO*	RS	Pittsburgh, Pa./Wheeling Jesuit Univ./North Canyon
42	Talib Zanna	F	6-9	230	SR*	3L	Kaduna, Nigeria/Bishop McNamara (Md.)
50	Joseph Uchebo	C	6-10	260	SO	TR	Enugu, Nigeria/Chipola J.C./Word of God Acad. (N.C.)

**Head Coach:** Jamie Dixon (TCU, 1987), 10th year as Head Coach, 14th year at Pitt; **Assistant Coach:** Barry Rohrsen (St. Francis, N.Y., 1983); **Assistant Coach:** Brandin Knight (Pittsburgh, 2005); **Assistant Coach:** Bill Barton (Salem State, 1989); **Director of Basketball Operations:** Brian Regan (Saint Vincent, 1988); **Video Coordinator/Director of Analytics:** Jason Richards (Davidson, 2008); **Graduate Managers:** Branden McDonald, David Hanson; **Athletic Trainer:** Tony Salesi; **Strength & Conditioning Coach:** Tim Beltz; **Academic Coordinator:** Mike Farabaugh; **Equipment Manager:** Chris Dountas; **Managers:** Andrew Armstrong, Jonathon Brodack, Seth Friedman, Michael Lindenbaum, Sean Mack, Matt Reilley, Jimmy Sciuilli, Will Supowitz; **Administrative Assistant:** Beth Schoedel.



### RECORD WHEN...

Controlling the tip: .....	11-3
Scoring first: .....	12-3
Leading at the half: .....	16-1
Trailing at the half: .....	2-2
Tied at half: .....	0-1
Leading with 5:00 left: .....	17-1
Trailing with 5:00 left: .....	0-2
Tied with 5:00 left: .....	1-1
In Overtime: .....	0-0
Double Overtime: .....	0-0
Triple Overtime: .....	0-0
Pitt outrebounds opp.: .....	14-1
Pitt is outrebounded: .....	3-3
Rebounds are equal: .....	1-0
Pitt commits more TO: .....	5-2
Pitt forces more TO: .....	12-2
Turnovers are equal: .....	1-0

Pitt has more FTA: .....	14-4
Opp. has more FTA: .....	3-0
FT attempts are equal: .....	1-0
Pitt shoots better than 60%: .....	0-0
Pitt shoots better than 50%: .....	8-0
Pitt shoots less than 50%: .....	10-4
Opp. shoots better than 50%: .....	1-1
Opp. shoots less than 50%: .....	14-2
Opp. shoots less than 40%: .....	11-1
Pitt outshoots opp. (FG%): .....	17-0
Opp. outshoots Pitt (FG%): .....	1-4
Shooting is tied (%): .....	0-0
Pitt hits 40% of 3FG: .....	9-1
Pitt hits less than 40% of 3FG: .....	7-3
Pitt outshoots opp. (3FG): .....	9-1

Pitt hits at least 70% of FTA: .....	12-1
Pitt hits at least 60% of FTA: .....	17-2

Pitt bench outscores opp.: .....	14-2
Opp. bench outscores Pitt: .....	4-2
Bench scoring is equal: .....	0-0
Following a Pitt win: .....	15-3
Following a Pitt loss: .....	2-1

3 score in double figures: .....	5-1
4 score in double figures: .....	5-0
5+ in double figures: .....	4-0

### UNIFORMS

White uniforms: .....	11-1
Blue uniforms: .....	6-2
Gold uniforms: .....	1-1

### MONTHS OF THE YEAR

In November: .....	7-0
In December: .....	5-1
In January: .....	6-2
In February: .....	0-1
In March: .....	0-0

### DAYS OF THE WEEK

Monday: .....	1-1
Tuesday: .....	6-1
Wednesday: .....	1-0
Thursday: .....	0-0
Friday: .....	2-0
Saturday: .....	7-1
Sunday: .....	1-1

### MOST LEAGUE CHAMPIONSHIPS-ACC (2000-13)

School	RS	T	Tot.
Duke	4	8	12
North Carolina	7	2	9
Louisville	3	5	8
<b>PITT</b>	<b>4</b>	<b>2</b>	<b>6</b>
Syracuse	3	2	5
Boston College	3	1	4
Maryland	2	1	3
Miami	1	1	2
Clemson	0	1	1
Florida State	0	1	1
Notre Dame	1	0	1
Virginia	1	0	1
Wake Forest	1	0	1

Key: RS-regular season titles; T-Tournament titles; \*indicates best league regular season record; total includes ties.

### MOST NCAA TOURNAMENT APPEARANCES-ACC

Most NCAA Tournament appearances in the ACC over the last 12 seasons (2002-13):

Team	No.
Duke	12
<b>PITT</b>	<b>11</b>
Louisville	10
Syracuse	9
North Carolina	9
Notre Dame	8
North Carolina State	7
Boston College	6
Maryland	6
Wake Forest	6
Clemson	4
Florida State	4
Georgia Tech	4
Miami	3
Virginia	2
Virginia Tech	1

### ALL-AROUND PATTERSON ON FIRE; PUTTING TOGETHER DREAM SEASON; NATIONAL/ACC PLAYER OF THE YEAR/ALL-ACC FIRST TEAM CANDIDATE

With his outstanding performances, senior forward Lamar Patterson has emerged as a national player of the year, ACC Player of the Year and All-ACC First Team candidate.

On Monday, Jan. 27, Patterson became Pitt's first-ever three-time conference player of the week hon-

### BIG EAST'S ALL-TIME WINNINGEST COACHES BY PERCENTAGE

(Conference Regular Season and Championship Games combined as of March 17, 2013 and according to Big East records).

Coach, Team	W	L	Pct.	Yrs.	BEChamp.
<b>JAMIE DIXON, PITT</b>	<b>127</b>	<b>66</b>	<b>.658</b>	<b>10</b>	<b>12-9, .571</b>
Jim Boeheim, Syracuse	415	220	.654	34	50-29, .633
John Thompson, Gtown	231	123	.653	20	33-13, .717
Rick Pitino, UL/PC	126	67	.653	9	14-7, .667
Buzz Williams, Marquette	64	35	.646	5	5-5, .500
Lou Carnesecca, St. John's	139	80	.635	13	12-11, .478
Jim Calhoun, Connecticut	314	181	.634	36	35-18, .660
Mike Jarvis, St. John's	57	36	.613	5	7-4, .636
Ben Howland, Pitt	46	29	.613	4	8-3, .727
Rollie Massimino, Villanova	123	92	.572	12	13-12, .520

### FASTEST TO 200 WINS-NCAA HISTORY

#### BY GAMES

According to the NCAA Division I recordbook, page 153

Coach, School	GP	W-L	Pct.	Yr.	Year
Clair Bee, Rider/Long Island	231	200-31	.866	12 <sup>th</sup>	1938
Jerry Tarkanian, LBSU/UNLV	234	200-34	.855	9 <sup>th</sup>	1977
Mark Few, Gonzaga	247	200-47	.810	8 <sup>th</sup>	2007
Everett Case, NC State	250	200-50	.800	9 <sup>th</sup>	1954
Harold Anderson, Toledo/BSGU	251	200-51	.797	10 <sup>th</sup>	1945
Nat Holman, CCNY	251	200-51	.797	18 <sup>th</sup>	1937
Adolph Rupp, Kentucky	251	200-51	.797	13 <sup>th</sup>	1943
Roy Williams, Kansas	252	200-52	.794	8 <sup>th</sup>	1996
Vic Bubas, Duke	254	200-54	.787	10 <sup>th</sup>	1969
Denny Crum, Louisville	254	200-54	.787	9 <sup>th</sup>	1980
Henry Iba, NWMS/Colo./OSU	254	200-54	.787	11 <sup>th</sup>	1940
Doc Meanwell, Miss./Wisc.	254	200-54	.787	15 <sup>th</sup>	1927
<b>JAMIE DIXON, PITT</b>	<b>255</b>	<b>200-55</b>	<b>.784</b>	<b>8<sup>th</sup></b>	<b>2010</b>

#### BY TOTAL SEASONS

According to the NCAA Division I recordbook, page 153

Coach, School	GP	W-L	Pct.	Yr.	Year
Mark Few, Gonzaga	247	200-47	.810	8 <sup>th</sup>	2007
Roy Williams, Kansas	252	200-52	.794	8 <sup>th</sup>	1996
<b>JAMIE DIXON, PITT</b>	<b>255</b>	<b>200-55</b>	<b>.784</b>	<b>8<sup>th</sup></b>	<b>2010</b>
Jerry Tarkanian, LBSU/UNLV	234	200-34	.855	9 <sup>th</sup>	1977
Everett Case, NC State	250	200-50	.800	9 <sup>th</sup>	1954
Denny Crum, Louisville	254	200-54	.787	9 <sup>th</sup>	1980
Jim Boeheim, Syracuse	266	200-66	.752	9 <sup>th</sup>	1985
Bruce Weber, SIU/Illinois	272	200-72	.735	9 <sup>th</sup>	2007
Pete Gillen, Xavier	273	200-73	.733	9 <sup>th</sup>	1994
Harold Anderson, Toledo/BSGU	251	200-51	.797	10 <sup>th</sup>	1945
Vic Bubas, Duke	254	200-54	.787	10 <sup>th</sup>	1969
Fred Schaus, WVU/Purdue	266	200-66	.752	10 <sup>th</sup>	1976
Lou Carnesecca, St. John's	271	200-71	.738	10 <sup>th</sup>	1978

oree. Since ACC play began, his numbers have improved. Through nine Atlantic Coast Conference games, Lamar Patterson has averaged 18.1 points, 5.2 rebounds and 4.4 assists per game, while shooting 44.3 percent (54-122) from the floor and a spectacular 41 percent (18-44) from 3-point range. What's even more amazing is that Patterson has played a role in 44 percent of Pitt's ACC field goals.

A versatile, all-around player Lamar Patterson is attempting to

become just the third player in Pitt basketball history to score 1,000 points, grab 500 rebounds and dish out 400 assists in a career. Currently he needs just 29 assists to achieve that feat. Only two players in school history have achieved those marks: Carl Krauser (2006-01), who finished with 1,642 points, 526 rebounds and 568 assists and Brad Wanamaker (2007-11), who amassed 1,070 points, 525 rebounds and 454 assists.

Through 22 games, he has reached

**ACC'S BEST PROGRAMS OVER THE PREVIOUS 13 SEASONS (2001-14)**

Totals are as of February 3, 2013.

School	League		Overall	
	W-L	Pct.	W-L	Pct.
Duke .....	153-45	.773	366-79	.822
<b>*PITT .....</b>	<b>147-66</b>	<b>.690</b>	<b>337-100</b>	<b>.771</b>
*Syracuse .....	144-68	.679	341-105	.765
*Louisville .....	146-69	.679	328-115	.740
North Carolina .....	131-71	.649	324-122	.726
*Notre Dame .....	126-87	.592	275-143	.658
Maryland .....	112-91	.552	274-150	.646
*Boston College .....	103-99	.510	238-169	.585
Florida State .....	97-106	.478	244-168	.592
North Carolina State .....	95-108	.468	253-168	.601
Wake Forest .....	94-109	.463	235-167	.585
Virginia .....	90-113	.443	221-174	.559
Miami .....	87-115	.431	228-172	.570
Clemson .....	86-116	.426	232-159	.593
Virginia Tech .....	81-122	.399	212-191	.526
Georgia Tech .....	77-126	.379	212-194	.522

**PITT'S BEST HOME COURT WINNING PERCENTAGES**

Pitt's 12-2 home record in 2013-14 ranks among the school's top home winning percentages (modern era):

Year	W-L	Pct.
2008-09	19-0	1.000
2002-03	16-0	1.000
1973-74	13-0	1.000
1974-75	10-0	1.000
2003-04	19-1	.950
2010-11	17-1	.944
2009-10	17-1	.944
2005-06	16-1	.941
2001-02	16-1	.941
1963-64	10-1	.909
1987-88	10-1	.909
1990-91	9-1	.900
2007-08	16-2	.889
2006-07	16-2	.889
<b>2013-14</b>	<b>12-2</b>	<b>.858</b>

double figure scoring in 21 of 22 contests and leads the team in both scoring (17.4 ppg.) and assists (98). He has 98 assists and only 55 turnovers. In addition, he has played a role in 40 percent of Pitt's field goals this year (127 field goals+98 assists).

In his last 19 games, Patterson has scored 20 or more points seven times and has reached double figure scoring in all 19.

All-around games have become commonplace for Patterson this year. At Maryland, Patterson delivered another all-around game with 28 points (8-14 FG), hit a career-high 12-14 free throws, grabbed seven

**MOST NCAA TOURNAMENT APPEARANCES-NATIONAL**

Most NCAA Tournament appearances, nationally (2002-13):

Team	No.
Duke .....	12
Gonzaga .....	12
Kansas .....	12
Michigan State .....	12
Wisconsin .....	12
Texas .....	11
<b>PITT .....</b>	<b>11</b>
Louisville .....	10
Arizona .....	10
Florida .....	10
Marquette .....	10
Connecticut .....	9
Kentucky .....	9
Syracuse .....	9
Xavier .....	9
Memphis .....	9
North Carolina .....	9
Illinois .....	9
UCLA .....	8
Oklahoma .....	8
Villanova .....	8
Notre Dame .....	8

rebounds, dished out seven assists and made four steals, Patterson scored a game-high 27 points on 10-17 shooting with six assists and five rebounds vs. Wake Forest. Against NC State, Patterson registered 22 points, eight rebounds and six assists. Against Clemson, Patterson became just the 19th player in school history to amass 1,000 points and

**PITT PICKED TO FINISH SIXTH IN PRESEASON ACC MEDIA POLL**

**CHARLOTTE, N.C.**—Pitt was selected by media members to finish sixth out of 15 schools at its first-ever Atlantic Coast Conference Operation Basketball preseason media day held Wednesday at the Ritz Carlton in downtown Charlotte. Over 300 writers, television broadcasters, radio producers and other assorted media members attended the ACC's 52nd annual event.

In a vote of the league's attending media members, Pitt finished sixth with 477 total points. Duke was selected to capture first place with 805 points and 50 first place votes, followed by No. 2 Syracuse (753 points/three first place votes), No. 3 North Carolina (668/one first place vote), No. 4 Virginia (612), No. 5 Notre Dame (608) and then Pitt. Syracuse's C.J. Fair was selected the preseason player of the year, while Duke's Jabari Parker was named preseason rookie of the year.

The preseason All-ACC team included Fair, Parker, Virginia's

Joe Harris, Duke's Rodney Hood and Notre Dame's Jerian Grant. Fifty four media members participated in the voting.

In preparation for its inaugural season in the ACC, Pitt was making its first appearance at the event. Pitt Head Coach Jamie Dixon and seniors Lamar Patterson and Talib Zanna represented the Panthers in Charlotte.

**2013-14 ACC PRESEASON MEDIA POLL**

Rk.	Team (1st place votes)	Pts
1.	Duke (50)	805
2.	Syracuse (3)	753
3.	North Carolina (1)	668
4.	Virginia	612
5.	Notre Dame	608
<b>6.</b>	<b>PITT</b>	<b>477</b>
7.	Maryland	473
8.	Boston College	457
9.	Florida State	334
10.	North Carolina State	332
11.	Georgia Tech	311
12.	Miami	224
13.	Wake Forest	220
14.	Clemson	141
15.	Virginia Tech	65

**NCAA DIVISION I BEST COACHING STARTS AFTER II SEASONS (by wins)**

Jamie Dixon already ranks fourth on the NCAA Division I all-time wins list after 11 seasons as a head coach. In his 11th season, Dixon continues to move up the charts. Here is where he stands in NCAA records (page 158 of NCAA recordbook):

Coach, Team	Seasons	W-L	Pct.
Roy Williams, Kansas	1989-99	305-72	.809
Thad Matta, Butler/Xavier/Ohio State	2001-11	292-88	.768
Mark Few, Gonzaga	2000-10	291-73	.799
<b>JAMIE DIXON, PITT</b>	<b>2003-14</b>	<b>280-90</b>	<b>.757</b>
Everett Case, North Carolina State	1947-57	280-71	.798
Denny Crum, Louisville	1972-82	263-74	.780
Jim Boheim, Syracuse	1977-87	261-84	.757
Nolan Richardson, Tulsa/Arkansas	1981-91	260-92	.739
John Calipari, UMass/Memphis	1989-96/01-03	260-101	.720
Jerry Tarkanian, LBSU/UNLV	1969-79	259-49	.841
Tubby Smith, Tulsa/UGa/Kentucky	1992-02	256-105	.709

500 rebounds in a career.

On Dec. 31, Patterson became the 42nd player in school history to surpass the 1,000-point mark for a career. Entering the Albany game needing just one point (999 points), Patterson hit a jumper at the 14:20 mark to surpass the milestone. Against Cal Poly on Dec. 21, Patterson became the first player in three and a half years at Pitt to score 30 or more points in a game when he went for a career-high 30 points.

In November, Patterson earned the Progressive Legends Classic MVP award and ACC Player of the Week honor after setting then career-highs for scoring in back-to-back games (23 against Texas Tech, then 24 against Stanford).

**ROBINSON IS TRUE DISTRIBUTOR**

Sophomore point guard James Robinson continues to put up big assist:turnover numbers. This year,

**PETERSEN EVENTS CENTER NUMBERS**

*In its 12th basketball season, the Petersen Events Center has provided Pitt a tremendous homecourt advantage. Consider the following facts and records:*

- Total Games:** 216 (100th all-time game: vs. Rutgers, Jan. 26, 2007; 200th all-time game vs. Notre Dame, Feb. 18, 2013).
- Overall Record:** 192-24 (.889)
- Conference Record:** 78-21 (.789); **ACC:** 3-2; **Big East:** 75-19.
- Non-Conference Record:** 110-3 (.973)
- Most Consecutive Wins at the Petersen Events Center:** 34 (11/23/02-2/29/04); 31 (2/27/08-1/20/10)
- Most Consecutive Losses:** 4 (12/23/11-1/25/12)
- Most Consecutive Non-Conference Wins:** 58 (11/19/05-11/16/11), 28 (11/23/02-1/2/05)
- Most Consecutive Non-Conference Losses:** 1, three times (Bucknell, Long Beach State, Wagner)
- Average Victory Margin:** 18.4 points per game (14729-11195, 192 wins)
- Average Non-Conference Victory Margin:** 22.3 points per game (8571-6113, 110 wins)
- Average Margin of Loss:** 7.9 points (Pitt: 1420, Opp: 1609, 24 losses)
- Pitt Victories by 10 points or more:** 154
- Pitt Victories by 20 points or more:** 82
- Pitt Victories by 30 points or more:** 28
- Pitt Victories by 40 points or more:** 8
- Pitt Points Per Game:** 74.8 points per game
- Opponents' Points Per Game:** 59.3 points per game
- Opponents held to 60 points or less:** 123 of 216
- Opponents held to 70 points or less:** 187 of 216
- Conference Opponents held to 60 points or less:** 42 of 99
- Conference Opponents held to 70 points or less:** 80 of 99
- Non-Conference Opp. held to 60 points or less:** 82 of 113
- Non-Conference Opp. held to 70 points or less:** 104 of 113
- Most Consecutive Opponents held to 60 points or less:** 10 (3/7/09-1/16/10); 9 (11/27/02-1/18/03), 6 (1/24/11/13/11)
- Most Consecutive Opponents held to 70 points or less:** 22 (1/17/04-2/23/05); 21 (11/23/02-12/13/03)
- Most Points Scored by Pitt:** 103 (Houston Baptist, Nov. 9, 2007)
- Most Points Scored-Opponent:** 97 (Notre Dame, Jan. 4, 2006)
- Least Points Scored by Pitt:** 39 (Rutgers, Jan. 11, 2012)
- Least Points Scored-Opponent:** 32 (New Hampshire, Dec. 4, 2009)
- Largest Win:** 49 points (Bethune-Cookman, Dec. 15, 2012, 89-40)
- Largest Loss:** 23 points (Rutgers, Jan. 11, 2012, 62-39)
- Closest Win:** 1, two times (West Virginia, Feb. 7, 2008, 55-54; Georgetown, Jan. 25, 2003, 65-64)
- Largest Conference Win:** 38 points (DePaul, Jan. 26, 2013, 93-55)
- Largest Conference Loss:** 23 points (Rutgers, Jan. 11, 2012, 62-39)
- Longest Game:** 3OT (West Virginia, Feb. 12, 2010, 98-95 win)
- Record vs. Top-25 Ranked Teams (AP poll):** 17-9
- Record vs. Top-5 nationally ranked teams:** 9-0
- Record vs. Top-10 nationally ranked teams:** 13-1
- Record on Senior Day:** 8-3
- Record on Opening Day:** 12-0
- Overtime Record:** 5-3; **2OT Record:** 1-0; **3OT Record:** 1-0

**WHAT PITT RETURNED IN 2013-14**

Category	Percent Returning
Last year's starters:	60% (3 of 5)
Last year's total starts:	60% (99 of 165)
Team's top-10 in minutes played:	50% (5 of 10)
Total minutes played:	50.6% (3383 of 6675)
Points scored:	48.7% (1113 of 2282)
Field goals made:	46.8% (392 of 837)
Field goal attempts:	48.8% (866 of 1775)
3-point FG made:	48.7% (81 of 163)
3-point FG attempts:	49.8% (233 of 467)
Offensive rebounds:	47.0% (200 of 425)
Defensive rebounds:	52.8% (390 of 738)
Total rebounds:	50.7% (590 of 1163)
Personal fouls:	32.2% (185 of 575)
Assists:	51.8% (278 of 537)
Turnovers:	50.5% (184 of 364)
Blocked shots:	30.5% (40 of 131)
Steals:	55.5% (121 of 218)

**WINNINGEST ACTIVE COACHES BY PCT.**

*(Records are as of February 3, 2014)*

Coach	2013-14		Previous		Total Pct.
	W-L	Pct.	W-L	Pct.	
Mark Few, Gonzaga	20-3	.870	372-92	.805	.805
Roy Williams, North Carolina	14-7	.667	699-189	.784	.784
John Calipari, Kentucky	16-5	.762	568-166	.774	.774
Thad Matta, Ohio State	17-5	.773	352-103	.774	.774
Mike Krzyzewski, Duke	17-5	.773	957-297	.763	.763
Bo Ryan, Wisconsin	17-5	.773	674-215	.759	.759
<b>JAMIE DIXON, PITT</b>	<b>18-4</b>	<b>.818</b>	<b>262-86</b>	<b>.757</b>	<b>.757</b>
Bill Self, Kansas	16-5	.762	507-163	.757	.757
Jim Boheim, Syracuse	21-0	1.000	920-314	.750	.750
Rick Pitino, Louisville	18-4	.818	664-239	.737	.737
Bob Huggins, West Virginia	13-9	.591	723-286	.714	.714
Tubby Smith, Texas Tech	11-11	.500	510-227	.686	.686

**PITT'S BEST STARTS IN CONFERENCE PLAY**

*Pitt's 4-0 start to ACC play this year ranked among its all-time best starts to league play. Here is a list of Pitt's all-time best starts in conference play:*

Year	W-L	Pct.
2010-11	7-0	1.000
2009-10	5-0	1.000
2002-03	5-0	1.000
2006-07	5-0	1.000
<b>2013-14</b>	<b>4-0</b>	<b>1.000</b>
2008-09	4-0	1.000
2003-04	4-0	1.000
2005-06	4-0	1.000

potential to be one of the best-ever closers in school history as he sports an 81.4 percent career free throw percentage.

He is also scoring more, as evidenced by his career-high of 16 points at Georgia Tech. Since a season-ending injury to Durand Johnson, Robinson has averaged 9.2 points per game in Pitt's last six contests.

On Nov. 20 against Lehigh, Robinson finished the game with a career-high 11 assists and no turnovers, which ranked tied for second place on Pitt's all-time assist:turnover contests in school history. He also had an eight assist, zero turnover day against Clemson, Jan. 21.

CBS Sports' Jon Rothstein called Robinson one of the "least appreciated" point guards in the nation. Pitt's lone two-time international Gold Medalist with Team USA, Robinson has the opportunity to build one of the best careers for a point guard in Pitt history.

Robinson currently has a nation and ACC-leading 4.74 assist:turnover ratio (90 assists/19 turnovers).

Currently, Robinson has a 3.43 career assist:turnover ratio, which currently ranks as the No. 1 mark in school history. Robinson also has the



### MOST NCAA SWEET SIXTEEN APPEARANCES IN LAST 12 YEARS

Since 2002, Pitt is one of only 15 schools nationwide to advance to the NCAA Sweet Sixteen at least five times over the last 12 years. Pitt has advanced to Sweet Sixteen action in 2002, 2003, 2004, 2007 and 2009. Here is a chart depicting where Pitt ranks among schools over the last 12 years:

School	App. since 2002
Duke	9
Kansas	9
Michigan State	7
Connecticut	6
North Carolina	6
Syracuse	6
Arizona	6
Texas	5
<b>PITT</b>	<b>5</b>
Wisconsin	5
Kentucky	5
Xavier	5
Florida	5
Louisville	5
Ohio State	5

### PITT'S BEST SEASON STARTS

Head coach Jamie Dixon (2003-14) has engineered eight of Pitt's all-time top-11 best starts to a season. Here is a look at Pitt's other top season starts:

W-L	Streak Dates
*21-0	1927-28
18-0	2003-04
16-0	2008-09
15-0	2005-06
15-0	1915-16
12-0	1929-30
11-0	2007-08
<b>10-0</b>	<b>2013-14</b>
10-0	2010-11
10-0	2006-07
10-0	2004-05
9-0	1987-88
9-0	2002-03

\*Pitt finished 21-0 to claim the national championship in 1927-28.

### ZANNA IS DOUBLE-DOUBLE MACHINE

Already in 22 games played, forward Talib Zanna has registered eight double-doubles, reached 20-point scoring in three games and reached double figure scoring in 18 contests. He ranks second on the squad in scor-

### YEAR-BY-YEAR NON-CONFERENCE RECORDS

A look at Pitt's non-conference records since joining the Big East Conference:

Year	W-L	Pct.
1982-83	7-4	.636
1983-84	12-2	.857
1984-85	9-3	.750
1985-86	9-3	.750
1986-87	12-3	.800
1987-88	11-2	.846
1988-89	7-5	.583
1989-90	6-5	.545
1991-92	9-6	.600
1992-93	8-1	.889
1993-94	6-2	.750
1994-95	4-4	.500
1995-96	5-3	.625
1996-97	7-6	.538
1997-98	5-3	.625
1998-99	9-2	.818
1999-00	8-3	.727
2000-01	9-4	.692
2001-02	11-1	.917
2002-03	10-1	.909
2003-04	14-0	1.000
2004-05	10-1	1.000
2005-06	11-0	1.000
2006-07	13-2	.867
2007-08	12-1	.923
2008-09	13-0	1.000
2009-10	11-2	.846
2010-11	12-1	.923
2011-12	11-2	.846
2012-13	12-1	.923
<b>2013-14</b>	<b>12-1</b>	<b>.923</b>
Total	295-74	.799

ing (12.9 ppg.) and first in rebounding (7.8 rpg.). In addition, Zanna is converting 59.9 percent (94-157) of his field goal attempts.

Zanna has experienced increased production in ACC games as he is averaging a near double-double of 14.3 points and 8.1 rebounds per game and shooting 61.2 percent from the floor.

For his career, Zanna has 14 double-doubles.

### PITT FREE THROW SHOOTING CLOSE TO SCHOOL-RECORD PACE

Through 22 games this year, Pitt has converted 71.8 percent (394-549) of its free throw attempts. The Panthers are converting free throws at a stellar pace. The 71.8 percent shooting is just under the current record of 74.8 percent set in 1990-91. Pitt is also getting to the free throw line more, an average of 25 times per game. Last year, Pitt averaged 20.2 free throw attempts per game. Pitt set Jamie Dixon Era highs

### PITT'S BEST DEFENSIVE SEASONS

Pitt is currently yielding 60.5 points per game. Here is where that mark ranks among the school's best defensive points per game averages:

PPG	Year	W-L
56.0	2012-13	24-9
56.4	2003-04	31-5
59.2	2002-03	28-5
59.3	1951-52	10-12
<b>60.5</b>	<b>2013-14</b>	<b>18-4</b>
60.9	2001-02	29-6
61.0	2010-11	28-6
61.8	2009-10	25-9
62.0	1950-51	9-17
62.8	2006-07	29-8
63.1	2005-06	25-8
63.5	2004-05	20-8
64.7	1983-84	18-13
64.8	1979-80	17-12
65.1	2007-08	27-10
65.4	2008-09	31-5
65.5	2011-12	22-17

### PITT'S LONGEST WIN STREAKS

Wins	Date
22	12/4/1973-2/23/1974
21	12/15/1927-12/13/1928
18	2/13/1929-2/1/1930
18	11/14/2003-1/19/2004
16	11/14/2008-1/17/2009
15	11/19/2005-1/21/2006
13	1/16/1934-3/28/1934
11	11/9/2007-12/29/2008
11	2/18/2003-3/23/2003
<b>10</b>	<b>11/8/2013-12/17/2013</b>
10	11/8/2010-12/11/2010
10	11/12/2006-12/16/2006
10	2/10/1915-3/11/1916
10	11/20/2004-1/2/2005
10	12/1/2001-1/12/2002
10	2/27/1914-2/9/1916

for free throws made and attempts (32-47) at Maryland on Jan. 25.

Pct.	FTM-FTA	Year
.748	741-991	1990-91
.746	679-910	1988-89
.735	449-611	1961-62
.735	385-524	1964-65
.729	575-789	1978-79
<b>.718</b>	<b>394-549</b>	<b>2013-14</b>

### CAMERON WRIGHT: PITT'S MOST IMPROVED PLAYER

Pitt junior Cameron Wright has proved to be Pitt's most improved player through its first 22 games of

### PITT'S WINNINGEST SEASONS

A look at Pitt's all-time 20-win seasons (by victories):

Year	W-L
2008-09	31-5
2003-04	31-5
2001-02	29-6
2006-07	29-8
2002-03	28-5
2010-11	28-6
2007-08	27-10
1973-74	25-4
2005-06	25-8
1986-87	25-8
2009-10	25-9
2012-13	24-9
1987-88	24-7
1929-30	23-2
2011-12	22-17
1927-28	21-0
1990-91	21-12
1930-31	20-4
2004-05	20-9
1981-82	20-10
<b>2013-14</b>	<b>18-4</b>

his junior year. Already he has reached double figure scoring in 12 games this year, more than he registered in his combined first two years at Pitt. On Dec. 31 against Albany, Wright registered one of his best all-around performances as he scored 14 points and bested career-highs in assists (eight) and rebounds (eight). His numbers are up in virtually every statistical category, he is attacking the basket and distributing better and is also shooting the ball more efficiently. Here is a statistical look at Wright from last year:

Year	MPG	PPG	RPG	APG	FG%
2012-13	14.6	4.3	1.4	1.0	.505
2013-14	29.4	10.7	3.1	2.9	.483

### FRESHMAN FIRST-GAME STARTERS

Pitt freshman power forward Michael Young became just the 14th all-time freshman first game opening day starter at Pitt since freshmen were sanctioned to compete by the NCAA in 1972-73. Only 13 other freshmen started their first collegiate game at Pitt including Steven Adams and James Robinson in last year's season opener on Nov. 9, 2012.

On the year, Young has not disappointed, starting all 22 games and averaging 6.0 points and 4.8 rebounds per game. Young is also a superb free throw shooter as he has converted 82.8 percent on the year (48-58). On Jan. 4, he scored a career-high 13 points at NC State.

**CONSECUTIVE HOME WINS VERSUS NON-CONFERENCE OPPONENTS**

Wins	Date
58	11/19/2005-11/16/2011
43	11/17/2000-1/2/2005
<b>19</b>	<b>11/19/2012-current</b>
16	12/3/1984-12/6/1986
12	12/18/1997-12/4/2000
11	12/8/1986-11/28/1988

**DURAND JOHNSON OUT FOR SEASON WITH ACL/TORN MENISCUS INJURY**

Sophomore sixth man Durand Johnson is out for the season with a right knee injury (ACL/torn meniscus) suffered against Wake Forest on Jan. 11.

A 3-point and dangerous scoring threat off the bench, Johnson was emerging as one of Pitt's top scorers and playmakers. He was averaging 8.8 points and ranked second on the squad in 3-point field goals made (22-65).

Pitt's student cheering section, the Oakland Zoo and UPMC combined to honor Johnson on Jan. 21 against Clemson by ordering white headbands for all the students in attendance.

**BENCH PRODUCTION KEY FOR PANTHERS**

Pitt has a productive four-player bench. Each player provides the team different intangibles and skills:

- Before his season-ending injury on Jan. 11 against Wake Forest in which he tore his ACL and meniscus in his right knee, sophomore Durand Johnson was Pitt's scorer and 3-pointer shooter.
- Freshman Josh Newkirk is ultra-quick, athletic and plays at a different tempo at both guard positions. He also shown consistent shooting, slashing and defensive ability.
- Freshman Jamel Artis backs up Young at power forward and gives Pitt a finesse/skilled look at the position. Artis can hit perimeter shots, play down low and is one of Pitt's best passers.
- Junior transfer Derrick Randall is a tough, physical player who

**NATION'S TOP HOMECOURT WINNING PERCENTAGES (LAST 12 SEASONS, 2002-14)**

*(Research is from the opening of Pitt's Petersen Events Center to games on January 30, 2013)*

School	W-L	Pct.	13-14	12-13	11-12	10-11	09-10	08-09	07-08	06-07	05-06	04-05	03-04	02-03
<b>Overall</b>														
Kansas	190-11	.945	9-1	17-1	19-1	15-1	19-0	18-0	20-0	16-2	14-2	15-1	15-1	13-1
Duke	179-12	.937	12-0	16-0	14-3	15-0	19-0	16-1	15-1	15-4	14-1	14-1	14-1	15-0
Gonzaga	148-11	.931	13-0	14-1	15-0	13-2	15-1	11-1	13-1	13-2	15-0	13-0	11-0	10-2
Michigan State	171-16	.914	9-2	15-1	20-0	12-2	16-2	12-2	17-0	18-1	12-2	14-1	12-2	14-2
Memphis	188-19	.908	9-2	17-1	17-1	17-2	16-3	15-1	17-1	16-0	19-1	15-6	15-0	14-2
Wisconsin	177-18	.907	10-1	15-3	13-4	16-0	16-1	12-3	16-2	19-0	14-2	15-1	15-0	16-1
<b>PITT</b>	<b>192-23</b>	<b>.893</b>	<b>12-1</b>	<b>16-3</b>	<b>15-7</b>	<b>17-1</b>	<b>17-1</b>	<b>19-0</b>	<b>16-2</b>	<b>16-2</b>	<b>16-1</b>	<b>13-4</b>	<b>19-1</b>	<b>16-0</b>
Florida	174-22	.889	11-0	15-0	17-2	15-3	12-4	16-1	15-4	17-0	16-2	13-3	11-4	15-1
Kentucky	170-24	.876	13-0	16-2	14-0	16-0	18-0	12-6	14-4	14-2	10-5	14-1	11-2	12-1
North Carolina	159-23	.873	8-3	14-2	17-2	13-0	13-5	14-1	14-2	15-1	13-4	15-0	12-2	11-4
Oklahoma State	159-24	.868	10-0	15-2	14-5	11-1	16-1	14-2	13-3	14-2	11-5	12-1	15-0	13-2
Syracuse	187-29	.866	12-0	17-2	22-0	14-3	15-2	16-3	14-5	16-4	14-5	16-2	14-3	17-0
Connecticut	171-28	.860	10-2	13-3	15-3	13-4	15-3	13-2	16-1	15-5	16-0	14-3	17-1	14-2
Arizona	158-32	.832	14-0	14-2	16-4	13-0	11-5	14-3	11-6	11-5	12-3	15-1	13-2	14-1
Illinois	153-33	.823	9-2	13-4	13-5	15-2	12-5	14-3	7-8	14-3	15-1	15-0	12-1	14-0

backs up Zanna at center and power forward.

- Redshirt freshman Chris Jones adds shooting, steady ballhandling and defensive length in the backcourt.

**PANTHERS EXCEL AT HOME**

Pitt is in its 12th season in the Petersen Events Center with a 192-24 all-time record and .889 winning percentage. The .889 winning percentage ranks among the nation's best homecourt records over the last 12 years (see chart page 8).

Pitt has won 83 of its last 104 league home games. Only one opponent (Louisville) has defeated Pitt three times at the Petersen Events Center, while four programs (Rutgers, Georgetown, Cincinnati and West Virginia) have defeated the Panthers two times in the arena. Pitt has lost four straight games on one occasion and two consecutive games only five times in the history of the Petersen Events Center. Only two programs have defeated Pitt in back-to-back games at the Petersen Events Center: Louisville and Cincinnati.

At home, Pitt has won 67 of its last 80 games, 45 of its last 58 games against conference regular season opponents, 98 of its last 112 overall games and recently completed home win streaks of 20 games (Jan. 28, 2010-Jan. 24, 2011) and 15 games (Feb. 29, 2012-Dec. 31, 2012). The 20-game win streak ranks as the fourth longest streak of its kind in school history.

Pitt is 78-21 vs. league regular season opponents at the Petersen

Events Center (3-2 vs. ACC, 75-19 vs. Big East). In addition, Pitt recently completed a 58-game win streak against non-conference opponents at home (Nov. 19, 2005-Nov. 16, 2011).

Pitt also owns an impressive 110-3 record vs. non-conference opponents in the Petersen Events Center and has claimed 131 of its last 135 home games against regular season non-conference opponents. Pitt's three non-conference losses at the PEC are to Bucknell (Jan. 2, 2005), Long Beach State (Nov. 16, 2011) and Wagner (Dec. 23, 2011).

Winners of 14 of its last 16 home games, Pitt has also won 33

of its last 38 home games.

Since the Petersen Events Center opened in 2002, Pitt owns a 54-1 record in November non-conference home games and has a 55-1 record in December non-conference matchups at the PEC.

**DECADE-PLUS OF EXCELLENCE**

Over the last 13 years, Pitt has proven to be the winningest basketball program in the Big East Conference and one of the top-5 winningest programs nationally. From 2001-12, Pitt has continued to rank second among the nation's top records for overall games (337-99), league regular season games (147-65), Big East

**TOP GAMES AT PETERSEN EVENTS CENTER**

*There have been 22 games involving two ranked teams at the Petersen Events Center. Pitt is 15-7 in those contests:*

Date	Game and Score
January 6, 2003	6-Pitt 72, 5-Notre Dame 55
January 18, 2003	3-Pitt 73, 25-Syracuse 60
February 15, 2004	4-Pitt 75, 5-Connecticut 68
January 29, 2005	20-Pitt 76, 4-Syracuse 69
February 26, 2005	17-Connecticut 73, 18-Pitt 64
January 23, 2006	12-Pitt 80, 25-Syracuse 67
February 9, 2006	14-Pitt 57, 9-West Virginia 53
January 21, 2007	24-Marquette 77, 6-Pitt 74 (OT)
January 14, 2008	15-Pitt 69, 5-Georgetown 60
January 19, 2009	4-Pitt 78, 8-Syracuse 60
March 4, 2009	3-Pitt 90, 13-Marquette 75
March 7, 2009	3-Pitt 70, 1-Connecticut 60
January 20, 2010	12-Georgetown 74, No. 9 Pitt 66
February 12, 2010	25-Pitt 98, 5-West Virginia 95 (3OT)
February 21, 2010	19-Pitt 70, 3-Villanova 65
December 27, 2010	6-Pitt 78, 4-Connecticut 63
January 17, 2011	5-Pitt 74, 3-Syracuse 66
January 24, 2011	15-Notre Dame 56, 2-Pitt 51
March 5, 2011	4-Pitt 60, 19-Villanova 50
December 31, 2012	8-Cincinnati 70, 24-Pitt 61
February 18, 2013	25-Notre Dame 51, 20-Pitt 42
January 27, 2014	17-Duke 80, 18-Pitt 65



### PITT'S ALL-TIME BEST LEAGUE RECORDS

Here is a look at Pitt's top seasons in the Big East Conference:

W-L	Season
15-3	2010-11
15-3	2008-09
13-3	2003-04
13-3	2002-03
13-3	2001-02
12-4	2006-07
12-4	1987-88
12-4	1986-87
13-5	2009-10
12-6	2012-13
10-6	2005-06
10-6	2004-05
10-8	2007-08
10-8	1996-97

### BIG EAST WINNINGEST TWO-YEAR PERIODS

W-L	Seasons
26-6	2001-02, 2002-03
26-6	2002-03, 2003-04
28-8	2009-10, 2010-11
28-8	2008-09, 2009-10
24-8	1986-87, 1987-88

championships (six) and NCAA Tournament appearances (11).

When comparing Pitt's success with other ACC schools (2002-13), the Panthers rank No. 2 in overall winning percentage, league regular season winning percentage, NCAA Tournament appearances (11 of last 12) and homecourt winning percentage (.923, .893). The Panthers also rank No. 4 in most league championships during that timeframe.

During that period, Pitt has averaged 11.8 league wins and 26.5 overall victories per year. Pitt is also the only former Big East Conference program to win 20 or more overall games and 10 or more league contests in 11 of the previous 12 sea-

### PITT IN THE 2013-14 RANKINGS

Here is a week-by-week look at where Pitt ranks in the AP and ESPN/USA Today polls:

Week	AP	ESPN
Preseason	ARV	ARV
November 11	ARV	ARV
November 18	ARV	ARV
November 25	ARV	ARV
December 2	ARV	ARV
December 9	ARV	ARV
December 16	ARV	ARV
December 23	ARV	ARV
December 30	ARV	ARV
January 6	ARV	ARV
January 13	22	21
January 20	20	19
January 27	18	17
February 3	25	22

sons (2001-13). Pitt's previous streak of 10 consecutive 10-win Big East regular seasons (2001-11) during that timeframe ranks second only to Syracuse's run of eleven 10-plus win seasons set from 1985-96. Pitt has won 20 or more games 20 times in school history.

In addition, Pitt was one of only three programs nationwide to advance to the NCAA Tournament and win 20 overall games and 10 league games in a 10-year span from 2001-11. Those programs include Gonzaga, Kansas and Pitt. That streak ended for Pitt two years ago.

Since 2001, Pitt has earned 11 NCAA Tournament berths. During that span, Pitt is one of only seven schools nationwide and one of two ACC programs to advance to the NCAA Tournament in at least 11 of the last 12 seasons. Those schools include Duke, Gonzaga, Kansas, Michigan State, Texas, Wisconsin and Pitt.

Pitt has advanced to NCAA Sweet Sixteen play in five of the last 12 seasons. Only seven programs na-

### WHERE PITT RANKS IN THE 2013-14 NCAA STATISTICS

Source: www.ncaa.org, (Statistics as of February 2, 2014)

Category	Rank	Average
Won-Loss Percentage	13	81.8
Scoring Offense	107	74.4
Scoring Defense	14	60.5
Scoring Margin	11	13.9
Field Goal Percentage	28	47.8
Field Goal Percentage Defense	58	40.6
Three-Point Field Goals Per Game	308	4.8
Three-Point Field Goal Pct.		
Three-Point FG Pct. Defense	97	32.5
Free Throw Percentage	104	71.8
Rebound Margin	12	8.1
Assists Per Game	12	16.4
Assist:Turnover Ratio	6	1.60
Blocked Shots Per Game	230	3.1
Steals Per Game	107	6.8
Turnovers Per Game	20	10.3
Turnover Margin	69	2.0
Personal Fouls Per Game	18	16.3

tionally (Duke-9, Kansas-9, Michigan State 7, Connecticut-6, Arizona-6, Syracuse-6 and North Carolina-6) have surpassed that accomplishment, while eight other programs have matched it. Pitt also ranks among national leaders in NCAA Tournament wins over the last 12 seasons with 15.

### PITT TO ACC NOTES

- On January 4, 2014, Pitt began its first basketball season in the Atlantic Coast Conference. Syracuse, Pitt and Notre Dame join the league this year, while Louisville will enter next season.
- Jamie Dixon now owns a 17-2 record vs. members of the old ACC (not including Notre Dame and Syracuse).
- Additionally, Dixon also owns a 33-13 overall record in head-to-head matchups vs. current ACC teams. Here is Dixon's breakdown: Boston College 3-0, Clemson 1-0, Duke 1-1, Florida State 3-0, Georgia Tech 1-0, Maryland 3-0, Miami 1-0, NC State 1-0, Notre Dame 6-6, Syracuse 10-5, Virginia 0-1, Virginia Tech 2-0, Wake Forest 1-0.
- Pitt entered ACC play on Jan. 4 with a 140-170 all-time record vs. current members of the ACC.
- Pitt received its first signee from the ACC region in current freshman guard Josh Newkirk, who is from Raleigh, N.C.

Pitt is 3-1 on the road this season.

Success on the road is nothing new for the Panthers who concluded its 2012-13 regular season with a 6-3 road record. The 6-3 record ranks as one of the best road records in Pitt's Big East history.

Over the last 12 seasons (2001-13), Pitt owned one of the Big East's best road winning percentages (.578) with a 59-43 record. In addition, Pitt has won 34 its last 54 road games.

### PITT BASKETBALL SOLD OUT FOR 12TH CONSECUTIVE SEASON

Pitt announced on Nov. 2, 2013 that it has sold out its entire allotment of men's basketball season tickets for the 12th consecutive season.

This year, Pitt was able to sell more season tickets than in prior seasons, since ACC rules reduced the number of tickets available to opponents. Half of that allotment was sold as season tickets this season with the other half being offered on a single game basis to waiting list members.

Pitt Basketball has enjoyed a string of 218 consecutive regular season home sellouts dating back to a January 12, 2002 Fitzgerald Field House game vs. Notre Dame. In addition, Pitt has a total of 11,000 names on its season ticket waiting list.

### 2016 ACC BASKETBALL TOURNAMENT TO BE PLAYED IN WASHINGTON D.C.

The 2016 ACC Basketball Tournament will be held at Washington

### ALL-TIME COACHING WINS AT PITT

Jamie Dixon is quickly moving his way up Pitt's all-time coaching wins chart. Here is a look at where he stands.

Head Coach	Years	Record	Pct.
H.C. Carlson, 1922-53	31	367-247	.598
<b>JAMIE DIXON, 2003-14</b>	<b>11th</b>	<b>280-90</b>	<b>.757</b>
Robert Timmons, 1953-68	15	174-189	.479
Paul Evans, 1986-94	8	147-98	.600
Dr. George M. Flint, 1911-21	10	105-68	.607
Roy Chipman, 1980-86	6	102-76	.573
Charles "Buzz" Ridl, 1968-75	7	97-83	.539
Ben Howland, 1999-03	4	89-40	.690
Tim Grgurich, 1975-80	5	69-70	.496

### ROAD SUCCESS

Pitt has won five of its last six road games and nine of its last 12.

**PITT PLAYERS IN THE CAREER RECORDS**

**GAMES PLAYED**

143	Sam Young	2005-09
141	Tyrell Biggs	2005-09
139	Tray Woodall	2008-13
137	Ashton Gibbs	2008-12
137	Jaron Brown	2000-04
136	Dante Taylor	2009-13
136	Julius Page	2000-04
135	Ronald Ramon	2004-08
134	Brad Wanamaker	2007-10
<b>134</b>	<b>Lamar Patterson</b>	<b>2009-14</b>
133	Nasir Robinson	2008-12
131	Toree Morris	2000-04
131	Levance Fields	2005-09
130	Antonio Graves	2003-07
129	Gilbert Brown	2006-10
128	Sean Miller	1987-92
127	Brandin Knight	1999-03
126	Carl Krauser	2002-06
<b>121</b>	<b>Talib Zanna</b>	<b>2009-14</b>

**CONSECUTIVE GAMES STARTED**

122	Charles Smith	11/22/3/20/88
116	Sam Clancy	11/26/77-3/15/81
97	D. Gore	2/26/85-3/20/88
91	Brand. Knight	12/30/00-3/27/03
<b>88</b>	<b>Lamar Patterson</b>	<b>11/30-11-</b>
83	Carl Krauser	1/10/04-3/19/06
81	Jason Matthews	11/26/88-2/2/91
75	Jaron Brown	3/7/02-3/25/04

**POINTS**

*19 players above Aaron Gray*

1274	Chevon Troutman	2001-05
1258	Jaron Brown	2000-04
1247	Levance Fields	2005-09
1217	Jerome Lane	1985-88
1200	Curits Aiken	1983-87

**PITT-VIRGINIA POST-GAME NOTES**

•Pitt dropped to 18-4 on the season and 6-3 overall in the Atlantic Coast Conference with this afternoon's 48-45 loss to Virginia. The Panthers are now 13-2 at the Petersen Events Center this season.

•The back-to-back losses marked the first time Pitt dropped consecutive home games since the 2011-12 sea-

<b>1176</b>	<b>Lamar Patterson</b>	<b>2009-14</b>
1175	Bob Lazor	1954-57
1164	John Riser	1954-57
1143	Kent Scott	1969-72
1127	Isaac Hawkins	1996-01
1115	Calvin Sheffield	1961-64
1114	Brian Generalovich	1961-64
1109	Aaron Gray	2003-07
1108	Tray Woodall	2008-13
1099	Donatas Zavackas	1999-03
1096	Ronald Ramon	2004-08
1090	Brad Wanamaker	2007-11
1067	Chris McNeal	1990-93
1057	Carlton Neverson	1978-81
1050	Julius Pegues	1955-58
1047	Rod Brookin	1986-90
1046	Gilbert Brown	2006-11
1007	Darelle Porter	1987-91
979	DeJuan Blair	2007-09
962	Nasir Robinson	2008-12
959	Jason Maile	1992-97
944	Dwayne Wallace	1978-82
<b>934</b>	<b>Talib Zanna</b>	<b>2009-14</b>
930	Ed Pavlick	1952-55
930	Orlando Antigua	1991-95
921	Sam David	1946-49

**FIELD GOAL PERCENTAGE**  
*(minimum 400 FG attempts)*

.625	Chevon Troutman	2001-05
.589	Ontario Lett	2001-03
.584	Dante Taylor	2009-13
.569	Chris Taft	2003-05
.568	DeJuan Blair	2007-09
.557	Eric Mobley	1991-94
<b>.550</b>	<b>Talib Zanna</b>	<b>2009-14</b>
.550	Aaron Gray	2003-07
.538	Brian Shorter	1998-91

son (Feb. 19 vs. USF; Feb. 16 vs. West Virginia).

•Neither team led by more than four points in the 40-minute contest. There were 17 ties and seven lead changes in the game. The 17 ties are a Petersen Events Center high for the Panthers, topping the previous high of 10 ties versus Louisville on Jan. 16, 2010. Pitt posted an 82-77 win in that contest, which also featured three lead changes.

•Virginia's Malcolm Brogdon delivered the game-winning shot from beyond-the-arc with 0.4 seconds left in the contest, securing a 48-45 Cavaliers win. Brogdon led all scorers with 16 points.

•The Panthers recorded a season-low 14 paint points. The previous season-low was 16 (occurred twice, vs. Duke and vs. Cincinnati).

•The 45 points were the second-fewest by the Panthers this season (43 is

.534	Charles Smith	1984-88
.533	Nasir Robinson	2008-12
.525	Jerome Lane	1985-88
.522	Billy Knight	1971-74

**3-POINT FIELD GOALS MADE**

297	Ashton Gibbs	2008-12
259	Jason Matthews	1987-91
239	Sean Miller	1987-92
233	Ronald Ramon	2004-08
210	Julius Page	2000-04
209	Brandin Knight	1999-03
196	Jason Maile	1992-97
190	Carl Krauser	2002-06
167	Jarrett Lockhart	1996-00
159	Levance Fields	2005-09
152	Jerry McCullough	1991-97
147	Tray Woodall	2008-13
147	Donatas Zavackas	1999-03
134	Vonteego Cummings	1995-99
<b>133</b>	<b>Lamar Patterson</b>	<b>2009-14</b>

**ASSISTS**

785	Brandin Knight	1999-03
744	Sean Miller	1987-92
645	Levance Fields	2005-09
617	Darelle Porter	1987-91
580	Tray Woodall	2008-13
568	Carl Krauser	2002-06
552	Jerry McCullough	1991-96
458	Vonteego Cummings	1995-99
454	Brad Wanamaker	2007-11
436	Dwayne Wallace	1978-82
378	Curtis Aiken	1983-87
373	Ricardo Greer	1997-01
<b>371</b>	<b>Lamar Patterson</b>	<b>2009-14</b>
363	Pete Strickland	1975-79
343	Billy Culbertson	1981-84
339	Ronald Ramon	2004-08

329	Keith Starr	1972-75
307	Tom Richards	1972-76

**ASSIST:TURNOVER RATIO**

<b>3.43</b>	<b>James Robinson</b>	<b>2012-14</b>
2.89	Levance Fields	2005-09
2.32	Sean Miller	1987-92
2.10	Tray Woodall	2008-13
2.04	Ronald Ramon	2004-08
1.95	Darelle Porter	1987-91
1.93	Brandin Knight	1999-03
1.88	Billy Culbertson	1981-84
<b>1.80</b>	<b>Lamar Patterson</b>	<b>2009-14</b>
1.80	Jerry McCullough	1991-96
1.76	Brad Wanamaker	2007-10
1.53	Curtis Aiken	1983-87
1.49	Antonio Graves	2003-07
1.47	Ashton Gibbs	2008-12

**STEALS**

298	Brandin Knight	1999-03
257	Jerry McCullough	1991-96
235	Vonteego Cummings	1995-99
202	Kellii Taylor	1995-00
196	Ricardo Greer	1997-01
194	Carlton Neverson	1978-81
192	Jaron Brown	2000-04
190	Carl Krauser	2002-06
170	Darelle Porter	1987-91
169	Dwayne Wallace	1978-82
161	Sam Clancy	1977-81
155	Curtis Aiken	1983-87
134	Chevon Troutman	2001-05
130	Brad Wanamaker	2007-11
<b>128</b>	<b>Lamar Patterson</b>	<b>2009-14</b>
126	Demetreus Gore	1984-88
120	George Allen	1981-84
119	Sam Young	2005-09
116	Tray Woodall	2008-13

fewest, versus Cincinnati on Dec. 17). In addition, the 31.9 percent field goal percentage marked Pitt's next-to-lowest on the season (.314 was the lowest, also against Cincinnati).

•Pitt (23) and Virginia (21) combined for 44 points in the first half, the second-fewest combination of

points by the Panthers and their opponents in a half this season. The lowest total of combined points this season came on December 17 vs. Cincinnati in the Jimmy V Classic in New York, N.Y. (40).

•The Panthers recorded assists on eight of their nine field goals in the first half and carried a lead into half

**MOST CONFERENCE TITLES-NATIONALLY**

*Most league championships (as of March 17, 2012)*

School	Conference	RS	T	Total
Kansas	Big 12	11	6	17
Duke	ACC	4	8	12
Kentucky	SEC	5	5	10
Ohio State	Big 10	5	5	10
North Carolina	ACC	7	2	9
Louisville	American	3	5	8
Florida	SEC	4	3	7
<b>PITT</b>	<b>ACC</b>	<b>4</b>	<b>2</b>	<b>6</b>
Connecticut	American	3	3	6
Illinois	Big 10	4	2	6
UCLA	Pac 12	4	2	6
Wisconsin	Big 10	3	2	5
Syracuse	ACC	3	2	5



time for the 17th time this season. The loss was the first of the season for Pitt when leading at the half (16-1).

- Freshman Jamel Artis scored a career-high 11 points to go along with a career-matching seven rebounds. He paced the team in scoring for the first time in his career and rebounds for the second time (Loyola was the first). The contest marked the first time Artis registered double figures as a Panther.

- Senior Lamar Patterson tallied 10 points, scoring in double digits for the 21st time this season and the 58th time over his career.

- Talib Zanna's career-best streak of nine consecutive games in double digit scoring came to an end against Virginia after just two points in 27 minutes played.

**NON-CONFERENCE SUCCESS**

With a 12-1 start to its 2013-14 season, Pitt surpassed the 10-plus win mark for non-conference games for the 13th consecutive year.

Prior to this run and since Pitt joined the Big East Conference in 1982-83, Pitt had won 10 or more non-conference games in only three previous years. Here is Pitt's non-conference record over the last 13 seasons:

<u>W-L</u>	<u>Year</u>
12-1	2013-14
12-1	2012-13
11-2	2011-12
12-1	2010-11
11-2	2009-10
13-0	2008-09
12-1	2007-08
13-2	2006-07
11-0	2005-06
10-1	2004-05
14-0	2003-04
10-1	2002-03
11-1	2001-02

Pitt has compiled a 152-13 non-conference record over the last 13 years.

Pitt has also won 107 of its last 118 overall games against non-conference opponents dating back to a January 2, 2005 loss to Bucknell. In addition to Bucknell, the 11 losses are to Cincinnati in the Jimmy V Classic (Dec. 17, 2013), No. 4 Michigan on Nov. 21, 2012 in the NIT Season Tip-Off, Wagner (Dec. 23, 2011), Long Beach State (Nov. 16, 2011), No. 11 Tennessee at Consol Energy Center on Dec. 11, 2010, Indiana

on Dec. 8, 2009 in the Jimmy V Classic in New York City, No. 3 Texas in Kansas City, Mo. on Nov. 24, 2009, at Wisconsin (2006), vs. Oklahoma State in Oklahoma City (2006) and at Dayton (2008).

Since the 2001-02 season, Pitt is 66-9 in December games and has won 65 of its last 67 November games. Jamie Dixon owns a 64-3 career November record.

**PITT SUCCESS REVOLVES AROUND REBOUNDING, REBOUND MARGIN**

Once again, Pitt is ranked among national leaders in rebound margin (plus-8.1). Pitt also leads the ACC in that statistical category. It has become the norm as the Panthers have ranked among the nation's top-10 rebounding teams in six of the last 11 seasons under Jamie Dixon. The Panthers also set a school record for lowest opponent rebound average (28.5) in 2012-13.

Here is where Pitt has ranked nationally in rebound margin over the last 11 seasons and under Jamie Dixon:

<u>Year</u>	<u>Nation Rank</u>	<u>Conf. Rank</u>	<u>Margin</u>
2013-14	12th	1st	+8.1
2012-13	13th	1st	+6.7
2011-12	18th	2nd	+6.4
2010-11	2nd	1st	+10.8
2009-10	29th	3rd	+5.0
2008-09	2nd	1st	+9.3
2007-08	41st	4th	+4.3
2006-07	38th	4th	+4.7
2005-06	7th	2nd	+7.6
2004-05	4th	2nd	+8.6
2003-04	24th	2nd	+5.4

**STELLAR ASSIST: TURNOVER RATIO**

Once again, Pitt is doing an outstanding job of taking care of the basketball and sharing the ball. Point guard James Robinson currently leads the nation in assist:turnover ratio and the Panthers currently own a 1.60 assist:turnover ratio figure, which ranks sixth nationally. On the year, Pitt has assisted on 63.4 percent (361 of 569) of its field goals made.

According to the final 2012-13 NCAA statistics, Pitt ranked No. 3 nationally with a stellar assist:turnover ratio of 1.48. Robinson ranked No. 9 nationally with a 2.83 assist:turnover ratio.

In last year's final NCAA Statistics report, Pitt ranked No. 3 nationally in assist:turnover ratio, No. 7 in assists per game, No. 21 in fewest turnovers per game and No. 48 in turnover margin, all remarkable

improvements over the previous season's performance.

**JAMIE DIXON ETCHES HIS NAME ALL OVER NCAA DIVISION I ALL-TIME COACHING TENURE RECORDS**

Through each of Jamie Dixon's first 11 seasons as a head coach, he has ranked among the all-time NCAA Division I top-10 best career starts (by wins). The charts can be found in the NCAA recordbook coaches section on page 14-15.

In the midst of his 11th season, Dixon currently ranks fifth on the all-time wins list after 11 full years as a head coach (see chart on page 5):

<u>Year</u>	<u>Dixon Year</u>	<u>Wins</u>	<u>All-time Rank</u>
2003-04	1	31	4th
2004-05	2	51	NR
2005-06	3	76	9th
2006-07	4	105	6th
2007-08	5	132	5th
2008-09	6	163	2nd
2009-10	7	188	Tie-1st
2010-11	8	216	1st
2011-12	9	238	3rd
2012-13	10	262	4th
<b>2013-14</b>	<b>11</b>	<b>280</b>	<b>Tie-4th</b>

**DIXON: ONE OF FASTEST ALL-TIME TO 200 COACHING WINS**

With a 61-46 victory over American on Dec. 22, 2010, Dixon reached the 200-career victory plateau. Dixon tied the NCAA Division I record for quickest to 200 wins in only eight seasons, matching the record held by Gonzaga's Mark Few and Kansas' Roy Williams. He ranks No. 13 among the all-time NCAA Division I coaches in quickest to 200 victories in regards to total games (see charts on page 4) and tied the NCAA record in fastest to 200 career wins by years (8). He also became the fastest coach in school history to reach the 200-win plateau and only the second coach to reach that mark in school history (see chart on page 6). The only other coach in school history to win over 200 games is H.C. "Doc" Carlson, who recorded a 367-247 record over 31 years from 1922-53.

In addition, Dixon has guided Pitt to three combined Big East titles (2003-04 regular season, 2008 tournament and 2010-11 regular season), two No. 1 seeds upon entering the NCAA Tournament (2009 and 2011), led Pitt to six consecutive 25-win seasons and has winning records or .500 records against 13

of the 15 previous Big East schools.

**JAMIE DIXON: FOUR-TIME NATIONAL COACH OF THE YEAR**

Jamie Dixon has earned four National Coach of the Year awards. Dixon was named the 2011 Sporting News National Coach of the Year after leading Pitt to the Big East regular season outright title. He was named the 2010 Jim Phelan National Coach of the Year after guiding Pitt to a 25-9 overall record, second place finish in the Big East and No. 3 seed in the NCAA Tournament after his squad was picked to finish ninth in the Big East preseason coaches' poll. Dixon also earned USA Basketball National Coach of the Year honors for guiding the Americans to the Under-19 FIBA World Championship Gold Medal.

Following the 2008-09 season, Dixon was named the Naismith National Coach of the Year recipient, Pitt's second all-time Naismith National Coach of the Year recipient.

**PITT IN THE NATIONAL RANKINGS**

For the fourth consecutive week, Pitt is listed in both national rankings, at No. 25 in the Associated Press poll and No. 22 in the USA Today coaches' poll (as of Feb. 3, 2014).

For the first 10 weeks of the 2013-14 season, Pitt had been listed on the poll's "Also Receiving Votes" list. That was an uncommon place for Pitt, which has been ranked among the nation's top-25 in 78 percent of the national polls since the 2001-02 season.

Since January 7, 2002, Pitt has been ranked among the nation's top-25 in 79 percent and 177 of the last 225 national polls. In addition, Pitt has been ranked among the nation's top-10 teams for at least one week in 11 of the past 12 seasons (2002-13).

In 2008-09, Pitt ascended to the No. 1 national ranking for the first time in school history. It spent a total of three weeks as the nation's consensus No. 1. The 2008-09 Pitt men's basketball team became the first Pitt team to hold the No. 1 national ranking since the 1982 Pitt football season. The 1982 Pitt football team entered the season ranked No. 1 and held the top spot for three weeks during the year (Sept. 7, Oct. 26, Nov. 2).

**CLOSE QUALITY LOSSES**



Over the last 11 years under Jamie Dixon, Pitt's 90 losses have come by a combined 681 points for a 7.6 average points per loss.

Since Jamie Dixon became head coach, only 25 of his 90 losses during his 10-year tenure came by 10 or more points:

Date	Opponent (Score)	Margin
J27/14	Duke (80-65)	-15
M21/13	vs. Wichita State (73-55)	-18
F16/13	at Marquette (79-69)	-10
M7/12	vs. Georgetown (64-52)	-12
F16/12	West Virginia (66-48)	-18
F8/12	at USF (63-51)	-12
J21/12	Louisville (73-62)	-11
J11/12	Rutgers (62-39)	-23
D27/11	at Notre Dame (72-59)	-13
N11/11	Long Beach St. (86-76)	-10
F24/10	at Notre Dame (68-53)	-15
F2/10	at WVU (70-51)	-19
D8/09	Indiana (74-64)	-10
N24/09	Texas (78-62)	-16
M12/09	vs. WVU (74-60)	-14
M22/08	vs. Michigan St. (65-54)	-11
M3/08	at WVU (76-62)	-14
F21/08	at Notre Dame (82-70)	-12
F15/08	at Marquette (72-54)	-18
J26/08	Rutgers (77-64)	-13
D29/07	at Dayton (80-55)	-25
M10/07	vs. Georgetown (65-42)	-23
F12/07	Louisville (66-53)	-13
D16/06	at Wisconsin (89-75)	-14
M25/04	vs. Okla. State (63-51)	-12

Pitt's 23-point loss to Rutgers on Jan. 11, 2012 was its largest Big East regular season loss since Dixon became head coach.

Amazingly, Dixon has dropped 33 of his 90 career games by four points or less and 65 of his 90 losses by fewer than 10 points (72.2 percent).

**DIXON AND NON-CONFERENCE SUCCESS**

Combining his non-conference games, Dixon owns a 131-11 overall record vs. non-conference foes. Dixon won 45 consecutive games in November and December before dropping a contest at No. 7 Wisconsin on Dec. 16, 2006. He won his first 35 November games until a loss to No. 3 Texas in 2009.

**UNDER 70 DEFENSIVE MENTALITY**

Defense has been a key ingredient to Pitt's success over the last 13 seasons. Following are some defensive notes:

- Already in 2013-14, Pitt has held 12 of its 22 opponents under 60 points, 18 of 22 below 70 points and has yielded 40.6 percent (471-1161) shooting.
- In 2012-13, Pitt held 19 of its

33 opponents to 60 points or less and 29 of its 33 foes to 70 points or less. Against Pitt, opponents averaged a school-record low 56.0 points per game and shot just 39.2 percent (627-1598) from the floor.

- Since Jamie Dixon became head coach in 2003-04, Pitt has held 140 of its 180 conference regular season opponents to 70 points or less.
- Additionally, since Jamie Dixon became head coach, Pitt has held 294 of its 369 opponents to 70 points or less. Pitt's record is 280-89 during that span.
- Over the last 11 seasons under Dixon, Pitt has posted nine of the top-10 best defensive seasons in school history. That achievement has made it the best defensive era in school and Big East Conference history.
- When holding opponents to 60 points or less, Pitt is 198-14 over the last 13 years:  
 9-3 ..... 2013-14  
 18-1 ..... 2012-13  
 7-3 ..... 2011-12  
 16-2 ..... 2010-11  
 17-1 ..... 2009-10  
 12-0 ..... 2008-09  
 9-1 ..... 2007-08  
 16-0 ..... 2006-07  
 15-1 ..... 2005-06  
 10-0 ..... 2004-05  
 19-1 ..... 2003-04  
 16-0 ..... 2002-03  
 17-1 ..... 2001-02  
 11-0 ..... 2000-01  
 6-0 ..... 1999-00

**HOME SWEET HOME**

In a *Sports Illustrated* poll in 2012-13, Big East Conference players voted Pitt's Petersen Events Center as the most difficult place to play in the league. Also, a 2009 AOL Fanhouse poll of Big East players rated Pitt's fans as the "Best in the League."

Pitt's Petersen Events Center was rated the sixth-loudest stadium in college basketball by ESPN The Magazine. Also, the Petersen Events Center ranked among the nation's top-10 in toughest places to play (7th, Bleacher Report), best game-day atmospheres (2nd, USA Today) and best overall college basketball arenas (8th, ESPN.com). The Oakland Zoo has also earned the reputation of being rated as the one of the nation's top college basketball cheering sections.

Here are some facts to support those statements:

- Pitt has won 196 of its last 222 home games which includes a 40-game home win streak from 2002-04 and a 31-game home win streak from 2008-10.
- Over the last 12 seasons, Pitt is a combined 206-25 in home games. Its 19 home wins in 2003-04 set a school record for most home victories in a season.
- Pitt has lost just 24 times in the Petersen Events Center and sports a 192-24 record (.889) in the 12-year old arena. Louisville is the only opponent to defeat Pitt three times in the arena, while Notre Dame, Georgetown, Cincinnati, West Virginia and Rutgers are the only opponents to defeat Pitt two times at the Petersen Events Center. Pitt has lost just three non-conference games to the likes of Bucknell, Long Beach State and Wagner.
- Pitt won its first 34 consecutive games in the Petersen Events Center. The 34-game win streak to open the arena ranks third all-time among winning streaks to open new arenas (51-UCLA in 1964, 41-Providence in 1971-72 and 34-Pitt, 2002-04).
- Pitt has won 84 of its last 104 league home games and is 78-21 against conference opponents in the Petersen Events Center (3-2 vs. ACC schools).
- Pitt recently won a school record 58 consecutive home games against non-conference opponents at the Petersen Events Center. Its 58-game win streak spanning from Jan. 2, 2005-Nov. 16, 2011 surpassed the previous record of 28 consecutive non-conference home wins at the Petersen Events Center recorded from Nov. 23, 2002-Jan. 2, 2005.
- Pitt owns a 110-3 record vs. non-conference opponents in the Petersen Events Center. Wagner, Long Beach State and Bucknell are the only three non-conference teams to defeat the Panthers there.
- Pitt has won 131 of its last 135 home games against regular season non-conference home opponents.
- For the first time in Petersen Events Center history, Pitt dropped four straight games during the 2011-12 season (Dec. 23,

Wagner-Jan. 21, Louisville). It also lost back-to-back games at the Petersen Events Center on only five different occasions. Two of those occurrences happened during the 2004-05 season: Jan. 2, 2005 vs. Bucknell (69-66) and Jan. 5, 2005 vs. Georgetown (67-64); and Feb. 23, 2005 vs. West Virginia (70-66) and Feb. 26, 2005 vs. Connecticut (73-64). Pitt also dropped back-to-back games in 2012-13 against No. 8 Cincinnati (70-61) and Marquette (74-67 in OT).

- Pitt currently has a string of 219 consecutive regular season home sellouts dating back to a January 12, 2002 game at Fitzgerald Field House against Notre Dame (211 regular season games at PEC+the final seven Fitzgerald Field House games in 2001-02). All 212 regular season games at the Petersen Events Center have been sold out. Note: Pitt has played 216 games at PEC, four of those which were postseason (CBI).

**PITT ACADEMIC NOTES**

The following notes include academic achievements by the Pitt basketball program over the last 11 years:

- Achieved two consecutive top-10 percent ratings in the NCAA's Academic Performance Rankings in 2011-12 and 2010-11, one of only two Big East Conference basketball programs to achieve that honor (Pitt and Notre Dame).
- Over 80 percent of Jamie Dixon's players have graduated from the University of Pittsburgh. That number includes Lamar Patterson and Talib Zanna, both fifth-year seniors on the current 2013-14 team.
- Pitt consistently achieves high APR scores, ranked tied for second among Big East men's basketball programs in 2009 and 2011. Pitt has also ranked among the nation's top-20 percent of basketball programs in each of the last four years of APR rankings. In the report released during the summer of 2011, Pitt ranked among the nation's top-10 percent of all 336 men's basketball programs based on its APR between the 2006-07 and 2009-10 academic years.

- Pitt Basketball has earned a Team Academic Achievement Award in three of the last seven years. Pitt won awards in 2004, 2006 and 2008.
- Thirty-five (35) men's basketball student-athletes have earned their degrees over the last 11 years. Those student-athletes include: Griffin Abel, Chase Adams, Marcus Bowman, Gilbert Brown, Jaron Brown, Sean Brown, Mike Cook, John DeGroat, Yuri Demetris, Jermaine Dixon, Tim Frye, Ashton Gibbs, Antonio Graves, Doyle Hudson, Levon Kendall, Brandin Knight, Carl Krauser, Ontario Lett, Chad Johnson, Mark McCarroll, Gary McGhee, Julius Page, Lamar Patterson, Maurice Polen, Ronald Ramon, Nick Rivers, Nasir Robinson, Charles Small, Dante Taylor, Ryan Tiesi, Chevon Troutman, Austin Wallace, Tray Woodall, Talib Zanna, Donatas Zavackas.

**ACC RIVALRY AT A GLANCE:  
PITT-MIAMI**

**MIAMI, FLA. (17-16)**

Games played: 33.  
Home: 9-5.  
A: 6-10.  
N: 2-1.  
OT: 1-2.  
Big East: 11-8 (H: 7-2; A: 4-6).  
Big East Tournament: 2-1.  
at Petersen Events Center: 0 (0-0).  
at BankUnited Center: 1 (1-0).  
at Miami Arena: 9 (3-6).  
at Madison Square Garden: 3 (2-1).  
at Civic Arena: 2 (0-2).  
One-Point Games: 1 (0-1).  
Two-Point Games: 2 (1-1).  
Most Points: 86 (1/23/93).  
Fewest Points: 40 (12/26/47).  
Largest Win: 32 (80-48, 12/22/48).  
Largest Loss: 33 (85-52, 2/23/99).  
Win Streak: 5 (1/6/93-2/28/95).  
Loss Streak: 5 (12/28/62-1/29/92).  
Last 10: 5-5.  
Last 20: 11-9.

**GAME-BY-GAME**

Date	H/A	W/L	Pitt	UM
12/26/47	H	L	40	43
12/21/48	A	L	52	58
12/22/48	A	W	80	48
1/18/51	H	W	81	56
2/9/55	A	W	78	72
12/12/58	H+	W	69	65
12/28/62	A%	L	85	86
12/5/64	H-CA+	L	71	85
1/6/68	A	L	84	100
12/27/68	A%	L	70	72
12/5/69	CA+	L	67	85
1/29/92	H*	W	82	52
2/4/92	A*-MA	W	77	55
3/12/92	N^-MSG	L	71	83
1/6/93	H*	W	85	78
1/23/93	A*-MA	W	86	84
1/12/94	H*	W	83	55
2/1/94	A*-MA	W	80	71
2/18/95	H*	W	67	61
2/28/95	A*-MA-OT	L	68	76
1/20/96	A*-MA	L	57	66
1/8/97	H*	W	76	72
2/5/97	A*-MA	L	63	78
1/3/98	H*	L	65	73
1/30/99	H*	W	60	54
2/23/99	A*-MA	L	52	85
2/1/00	A*-MA	L	60	64
2/29/00	H*	L	66	74
1/3/01	H*	W	62	51
3/7/01	N^-MSG	W	78	69
1/15/02	A*-MA-2OT	L	69	76
3/8/02	N^-MSG	W	76	71
1/10/04	A*-BUC-2OT	W	84	80

\*Big East regular season  
^Big East Tournament, New York, N.Y.  
+Steel Bowl  
%Hurricane Classic, Miami, Fla.  
BUC-BankUnited Center  
MA-Miami Arena

**Pitt Statistical Leaders vs. Miami**

Points: 29, Vonteego Cummings, 1/8/97.  
3-Point FG Made: 6, Vonteego Cummings, 1/8/97;  
Garrick Thomas, 2/18/95.  
Rebounds: 14, Chris McNeal, 1/6/93.  
Assists: 14; Brandin Knight, 3/8/02.  
Blocked Shots: 5, several times.  
Steals: 5, several times.

**Miami Statistical Leaders vs. Pitt**

UM Points: 35, Rick Barry, 12/5/64.  
UM 3-Point FG Made: 6, several times.  
UM Rebounds: 24, Rick Barry, 12/5/64.  
UM Assists: 14, Michael Gardner, 1/23/93.  
UM Blocked Shots: 6, several times.  
UM Steals: 5, several times.

**Great Pitt Performances vs. Miami**

Brandin Knight, 20 points/14 assists, 3/8/02  
Don Hennon, 25 points/9-29 FG/8-8 FT, 12/12/58  
Jerry McCullough, 20 points/6-7 FG/5-5 3FG, 1/12/94  
Ricardo Greer, 27 points/11 rebounds, 3/7/01  
Sean Miller, 24 points, 3/12/92

# JAMIE DIXON COACHING NOTES

TCU '87 • IITH YEAR AS PITT'S HEAD COACH (2003-14) • 15TH YEAR AT PITT (1999-2014)

## HEAD COACHING ACHIEVEMENTS

- Four-time National Coach of the Year (2009 Naismith, 2010 USA Basketball, 2010 Jim Phelan Award, 2011 The Sporting News).
- Guided Pitt to three Big East Championships (2003-04 regular season, 2008 tournament, 2010-11 regular season).
- Set NCAA Division I all-time records for most victories after eight years as a head coach (216 wins), seven seasons (188) and six years (163). Ranks third on the list after both nine years (238 wins) and 10 seasons (262).
- Led Pitt to the 2010-11 outright Big East regular season title, a conference that placed an all-time record 11 teams in the NCAA Tournament that year.
- Became the only coach in NCAA Division I basketball to guide his team to the NCAA Tournament and win at least one game in each tournament over a span of six seasons (2006-11). Pitt is the only school to achieve that distinction during that period.
- Guided the 2009 USA Basketball Under-19 National Team to the Gold Medal at the FIBA World Championships during July 2009. The team finished with a perfect 9-0 record.
- Guided Pitt to the school's second all-time Big East Championship title in 2008, becoming just the second squad in league history to win the title after winning four consecutive games.
- In 2010-11, became the first and only coach in Pitt history to guide Pitt to eight consecutive 20-win seasons and eight straight 10-win Big East regular seasons, the only Big East program to achieve those goals during that timeframe.
- Led Pitt to its only two 30-win seasons in program history (31 wins in 2003-04 and 31 wins in 2008-09), first No. 1 ranking (2008-09) and first No. 1 seeds upon entering the NCAA Tournament (2009 and 2011) in school history.
- Only head coach in school history to lead Pitt to eight straight NCAA Tournaments (2004-11) and nine overall.
- Guided Pitt to three NCAA Tournament Sweet Sixteen appearances (2004, 2007 and 2009).
- Concluded the 2012-13 season as the winningest coach in Big East history with a current .658 winning percentage in league games (127-66). His winning percentage ranks ahead of legendary Big East coaches including Syracuse's Jim Boheim (.654), Georgetown's John Thompson (.653), Louisville's Rick Pitino (.653), St. John's Lou Carnesecca (.635) and Connecticut's Jim Calhoun (.634).
- Named Madison Square Garden's College Basketball



## DIXON RECORD BY THE YEARS (IITH YEAR AS HEAD COACH AT PITT, 2003-14)

Year	Overall		BEC/ACC		BET		NCAA		Non-Conf.		Home		Road		Neutral		vs. Top-25		vs. Top-10	
	W-L	Pct.	W-L	Pct.	W-L	Pct.	W-L	Pct.	W-L	Pct.	W-L	Pct.	W-L	Pct.	W-L	Pct.	W-L	Pct.	W-L	Pct.
2003-04	31-5	.861	13-3	.813	2-1	.667	2-1	.667	14-0	1.000	19-1	.950	7-2	.778	5-2	.714	4-3	.571	2-3	.667
2004-05	20-9	.689	10-6	.625	0-1	.000	0-1	.000	10-1	.909	13-4	.765	6-2	.750	1-2	.333	4-3	.571	3-0	1.000
2005-06	25-8	.758	10-6	.625	3-1	.750	1-1	.500	11-0	1.000	16-1	.941	5-5	.500	4-2	.667	6-3	.667	3-1	.750
2006-07	29-8	.783	12-4	.750	2-1	.667	2-1	.667	13-2	.867	16-2	.889	8-3	.727	5-3	.625	2-7	.222	0-3	.000
2007-08	27-10	.730	10-8	.556	4-0	1.000	1-1	.500	12-1	.923	16-2	.889	5-7	.417	6-1	.857	5-4	.556	3-0	1.000
2008-09	31-5	.861	15-3	.833	0-1	.000	3-1	.750	13-0	1.000	19-0	1.000	7-3	.700	5-2	.714	6-3	.667	3-0	1.000
2009-10	25-9	.735	13-5	.722	0-1	.000	1-1	.500	11-2	.846	17-1	.944	6-4	.600	2-4	.333	4-4	.500	3-2	.600
2010-11	28-6	.824	15-3	.833	0-1	.000	1-1	.500	12-1	.923	17-1	.944	7-2	.778	4-3	.571	6-4	.600	3-0	1.000
2011-12	22-17	.564	5-13	.278	1-1	.500	0-0	.000	11-2	.846	15-7	.682	4-9	.308	3-1	.750	1-5	.167	1-1	.500
2012-13	24-9	.727	12-6	.667	0-1	.000	0-1	.000	12-1	.923	16-3	.842	6-3	.667	2-3	.400	3-6	.333	1-2	.333
2013-14	18-4	.818	6-3	.667	0-0	.000	0-0	.000	12-1	.923	12-2	.857	3-1	.750	3-1	.750	0-2	.000	0-1	.000
<b>Career</b>	<b>280-90</b>	<b>.757</b>	<b>121-60</b>	<b>.669</b>	<b>12-9</b>	<b>.571</b>	<b>11-9</b>	<b>.550</b>	<b>132-12</b>	<b>.917</b>	<b>176-24</b>	<b>.880</b>	<b>64-41</b>	<b>.609</b>	<b>40-24</b>	<b>.625</b>	<b>41-44</b>	<b>.482</b>	<b>22-13</b>	<b>.629</b>



- “Coach of the Decade” (2000-10).
- Is one of only nine coaches in NCAA Division I history to win over 100 games during the first four seasons of a coaching career.
- Tied an NCAA Division I record by reaching 200 career victories in only eight seasons as head coach. One of only 13 coaches in NCAA Division I history to reach 200 victories in 255 games or less.
- Reached 100 wins at Pitt faster than any other coach in school history. Dixon needed only 126 games to reach the milestone. Only 14 coaches in the history of college basketball reached 100 career victories faster than Dixon. He already ranks second on Pitt’s all-time coaching wins list.
- Advanced to the Big East Championship Final in four of his first nine seasons as head coach at Pitt with a title in 2008.
- In 2003-04, became the first rookie head coach in Big East history to both guide his team to the league’s regular season title and earn Big East Coach of the Year honors. Dixon earned those accolades after leading the Panthers to their third consecutive Big East regular season title and second all-time outright Big East title.
- His 31 victories as a first-year head coach in 2003-04 ranked as the third all-time highest total in NCAA Division I history for a first-year head coach.
- Led Pitt on an 18-game win streak to begin his career during the 2003-04 season, a streak which ranks as the third best start for a rookie head coach in NCAA history.
- Guided Pitt to the 2003-04 Big East outright regular season title in his rookie season as head coach.

**DIXON AND HIS PLAYERS**

- Three current NBA players (DeJuan Blair, San Antonio Spurs; Aaron Gray, Toronto Raptors and Steven Adams, Oklahoma City Thunder).
- Five NBA draftees.
- Four consensus All-Americans.
- 15 All-Region honorees.
- 10 major Big East Award winners including four Most Improved Player awardees.
- 17 All-Big East Team selections.
- 13 Big East Player of the Week honorees.
- 11 Big East Rookie of the Week selections.

- 13 1,000-point scorers.
- Eighty-three percent (35 of 42) of his players have graduated from the University of Pittsburgh in the last 11 seasons.

**DIXON AS AN ASSISTANT**

- Associate Head Coach, University of Pittsburgh (1999-2003).
- Assistant Coach, University of Hawaii (1998-99).
- Assistant Coach, Northern Arizona University (1994-98).
- Assistant Coach, University of Hawaii (1992-94).
- Graduate Assistant, UC-Santa Barbara (1991-92).
- Assistant Coach, Los Angeles Valley Junior College (1989-91).

**DIXON COACHING TREE**

- Dixon has had several coaches serve under him who have gone on to become head or assistant coaches at other schools including Tom Herrion, Head Coach, Marshall; Pat Skerry, Head Coach, Towson; Barry Rohrsen, former Head Coach-Manhattan and now back at Pitt as an assistant; Joe Lombardi, Head Coach, Indiana (Pa.); Orlando Antigua, Assistant Coach, Kentucky/Memphis; John Alesi, Head Coach, Baruch College (N.Y.); David Cox, Associate Head Coach, Rutgers/Georgetown, and Rasheen Davis- Assistant Coach, Xavier/Manhattan.

**DIXON AS A PLAYER**

- Played at Texas Christian University from 1984-87 under coach Jim Killingsworth.
- All-Southwest Conference selection in 1987, SWC All-Academic selection and led the SWC in assists as a senior in 1986-87.
- Youtube sensation who hit game-winning halfcourt shot to defeat Texas as a junior in 1986.
- Named MVP of the 1987 All-College Classic in Oklahoma City while guiding TCU to the title.
- Inducted into the TCU Athletic Hall of Fame, 2007.
- Played professionally in the Continental Basketball Association (Lacrosse Catbirds) and overseas in New Zealand.

**DIXON AND HIS FAMILY**

- Brother of the late Maggie Dixon, who served as head women’s basketball coach at the United States Military Academy (2005-06) and as an assistant at DePaul. Maggie passed away in

**DIXON VERSUS OPPONENTS**

Opponent	W-L
Akron	1-0
Alabama	1-0
Albany	3-0
American	1-0
Auburn	2-0
Belmont	1-0
Bethune-Cookman	1-0
Binghamton	1-0
Boston College	3-0
Boston U.	1-0
Bradley	0-1
Bucknell	0-1
Buffalo	2-0
Butler	1-1
Cal Poly	1-0
Central Florida	1-0
Chicago State	1-0
Cincinnati	8-4
Clemson	1-0
Connecticut	8-7
Coppin State	2-0
Dayton	1-1
Delaware	1-0
Delaware State	3-0
DePaul	9-1
Detroit	1-0
Duquesne	11-0
Duke	1-1
East Tennessee State	1-0
Eastern Kentucky	1-0
Fairleigh Dickinson	1-0
Florida A&M	1-0
Florida State	3-0
Fordham	1-0
Fresno State	1-0
Georgetown	8-6
Georgetown (Ky.)	1-0
Georgia	1-0
Georgia Tech	1-0
Houston Baptist	1-0
Howard	3-0
Illinois-Chicago	1-0
Indiana	0-1
Indiana (Pa.)	1-0
Lafayette	1-0
LaSalle	1-0
Lehigh	2-0
Long Beach State	0-1
Louisville	5-7
Loyola (Md.)	1-0
Loyola Marymount	1-0
Kennesaw State	1-0
Kent State	2-0
Maine	1-0
Marquette	6-7
Maryland	3-0
Maryland-Balt. County	1-0
Maryland Eastern Shore	1-0
Massachusetts	1-0
Memphis	1-0
Miami, Fla.	1-0
Miami, Ohio	1-0
Michigan	0-1
Michigan State	0-1
Mississippi Valley State	1-0
Mount St. Mary’s	2-0
Murray State	1-0
New Hampshire	2-0
North Carolina A&T	1-0
North Carolina State	1-0
UNC Asheville	1-0
North Florida	2-0
Northeastern	1-0
Notre Dame	6-6
Oakland	3-0
Ohio	1-0
Oklahoma State	3-2
Oral Roberts	1-0
Pacific	0-1
Penn	2-0
Penn State	4-0
Princeton	1-0
Providence	10-1
Rhode Island	1-0
Richmond	1-0
Rider	2-0
Robert Morris	8-0
Rutgers	6-3
St. Francis (NY)	1-0
St. Francis (Pa.)	3-0
Saint Louis	1-0
St. John’s	10-3
Saint Peters	1-0
Savannah State	1-0
Seton Hall	7-4
Siena	1-0
South Carolina	2-0
South Carolina State	1-0
South Florida	6-3
Stanford	1-0
Syracuse	10-5
Tennessee	1-1
Texas	1-1
Texas Tech	2-0
Toledo	1-0
UCLA	0-1
Vermont	2-0
Villanova	10-5
Virginia Commonwealth	1-0
VMI	1-0
Virginia	0-1
Virginia Tech	2-0
Wagner	0-1
Wake Forest	1-0
Washington	2-0
Washington State	3-1
West Virginia	12-7
Western Michigan	1-0
Wichita State	1-1
William & Mary	1-0
Wisconsin	2-1
Wofford	2-0
Wright State	1-0
Xavier	1-1
Youngstown State	3-0
<b>Career Record</b>	<b>280-90</b>

April 2006. Dixon’s Pitt men’s team participated in the first-ever Maggie Dixon Classic, held at West Point. Now played annually at Madison Square Garden and held in conjunction with the Maggie Dixon Heart Health Fair, the Maggie Dixon Classic has become *the* nation’s premier

women’s college basketball event.

- Son of Jim and Marge Dixon who reside in Los Angeles. Sister Julie is an attorney in Los Angeles.
- Wife Jacqueline, son Jack Connor (10) and daughter Shannon Iwalani (8).

**JAMIE DIXON ERA HIGHS AND LOWS**

**PITT TEAM HIGHS & LOWS**

Points:	High	103	Houston Baptist (11/9/07)
		100	Notre Dame (1/4/06)
		98	West Virginia (2/12/10)
		98	DePaul (3/9/08)
	Low	39	Rutgers (1/11/12)
		42	vs. Georgetown (3/10/07)
		42	Notre Dame (2/18/13)
FG Made:	High	42	Houston Baptist (11/9/07)
		42	St. Francis (Pa.) (11/22/03)
	Low	11	vs. Cincinnati (12/17/13)
		12	Rutgers (1/11/12)
		13	vs. Central Florida (3/19/04)
FG Att:	High	92	Houston Baptist (11/9/07)
		80	North Florida (11/13/10)
		79	Penn State (12/10/05)
	Low	35	vs. Cincinnati (12/17/13)
		38	at Cincinnati (1/24/07)
		39	St. John's (2/8/05)
FG Pct.:	High	.717	at DePaul, 33-46 (3/9/13)
		.708	Mount St. Mary's, 34-48 (11/9/12)
		.674	Two times
	Low	.211	Rutgers, 12-57 (1/11/12)
		.262	vs. Georgetown, 16-61 (3/10/07)
		.295	vs. Central Florida, 13-44 (3/19/04)
3FG Made:	High	14	Maryland-Baltimore County (12/13/08)
		14	Albany (11/28/03)
		14	Wofford (3/14/12)
	Low	0	Fresno State (11/12/13)
		0	Cincinnati (12/31/12)
		0	vs. West Virginia (3/12/09)
		0	Notre Dame (2/18/13)
3FG Att.:	High	34	Rider (11/13/11)
		34	Houston Baptist (11/9/07)
		33	VMI (12/6/11)
	Low	6	Rutgers (1/17/04)
		6	at West Virginia (2/7/11)
		6	Mount St. Mary's (11/9/12)
3FG Pct.:	High	.727	vs. Connecticut, 8-11 (3/10/11)
		.643	at DePaul, 9-14 (3/9/13)
		.632	at Cincinnati, 12-19 (1/24/07)
	Low	.000	Fresno State, 0-11 (11/12/13)
		.000	Cincinnati, 0-10 (12/31/12)
		.000	vs. West Virginia, 0-8 (3/12/09)
		.000	Notre Dame, 0-8 (2/18/13)
FT Made:	High	32	at Maryland, 32-47 (1/25/14)
		31	West Virginia, 31-42 (2/12/10)
		30	Notre Dame (1/4/06)
	Low	1	Three times: last- Wofford (3/14/12)
FT Att.:	High	47	at Maryland, 32-47 (1/25/14)
		46	Notre Dame (1/4/06)
		42	Four times last-vs. Tennessee (12/11/10)
	Low	4	New Hampshire (12/27/03)
		6	Two times
FT Pct.:	High	1.000	Cal Poly, 12-12 (12/21/13)
		.947	vs. Michigan State, 18-19 (03/22/08)
		.929	Long Beach State, 13-14 (11/16/11)
		.909	vs. Bradley, 10-11 (3/19/06)
	Low	.250	New Hampshire, 1-4 (12/27/03)
		.250	at Louisville, 3-12 (1/28/13)
Rebounds:	High	60	VMI (12/6/11)
		59	Vermont (12/8/08)
		59	Houston Baptist (11/9/07)
		59	North Florida (11/13/10)
		58	DePaul (01/26/13)
	Low	23	Georgetown (1/13/07)
		24	Lafayette (01/02/08)
Assists:	High	33	Maryland Eastern Shore (12/18/10)
		31	Houston Baptist (11/9/07)
		30	Notre Dame (1/4/06)
	Low	5	vs. Louisville (3/9/06)
		7	Two times
Steals:	High	16	Duquesne (12/3/08)
		16	Houston Baptist (11/9/07)
		16	Buffalo (11/23/07)
	Low	0	Two times, last at St. John's (02/27/10)
Blocks:	High	12	Eastern Kentucky (11/19/09)
		11	vs. Duquesne (12/1/10)
	Low	0	Many times
Turnovers:	High	25	Howard (11/20/04)
		24	at Seton Hall (2/9/04)
		23	four times
	Low	3	Washington State (3/30/12)
		4	at Notre Dame (2/24/10)
		4	Louisville (2/24/08)
Fouls:	High	28	West Virginia (2/12/10)
		28	vs. Oklahoma State (12/21/06)
		28	Wisconsin (12/16/06)
	Low	7	at Syracuse (1/4/06)

**OPPONENT TEAM HIGHS & LOWS**

Points:	High	97	Notre Dame (1/4/06)
		95	vs. Oklahoma State (12/21/06)
		89	vs. Wisconsin (12/16/06)
	Low	32	New Hampshire (12/4/09)
		37	Penn State (12/6/03)
		38	New Hampshire (12/27/03)
		40	Bethune-Cookman (12/15/12)
FG Made:	High	34	Notre Dame (1/4/06)
		33	at Miami (1/10/04)
		32	Long Beach State (11/16/11)
		31	Two times
	Low	12	New Hampshire (12/4/09)
		13	at Georgetown (1/8/13)
		13	Bethune-Cookman (12/15/12)
		14	Four times
FG Att.:	High	83	Notre Dame (1/4/06)
		74	West Virginia (2/12/10)
		73	Syracuse (1/23/06)
	Low	34	vs. Notre Dame (3/11/10)
		37	at Georgetown (1/8/13)
		38	Two times
FG Pct.:	High:	.609	Georgetown, 28-46 (1/13/07)
		.605	at South Florida, 23-38 (2/8/12)
		.593	Long Beach State, 32-54 (11/16/11)
		.588	at Syracuse, 30-51 (3/1/08)
	Low	.235	New Hampshire, 12-51 (12/4/09)
		.239	Ohio, 17-71 (12/22/09)
		.263	New Hampshire, 15-57 (12/27/03)
3FG Made:	High	17	Lafayette, 17-31 (1/02/08)
		14	vs. Notre Dame (1/4/06)
		14	Notre Dame (2/12/05)
		14	Rhode Island (11/8/10)
	Low	0	Youngstown State (12/13/03)
		1	Four times
3FG Att.:	High	40	at West Virginia (2/5/05)
		36	at West Virginia (2/27/06)
		36	Notre Dame (1/4/06)
	Low	6	vs. Bradley (3/19/06)
		8	vs. Oklahoma State (3/25/04)
3FG Pct.:	High	.727	Virginia Tech, 8-11 (1/6/04)
		.700	Georgetown, 7-10 (1/20/10)
	Low	.000	Youngstown State, 0-11 (12/13/03)
		.077	at Syracuse, 1-13 (1/2/10)
FT Made:	High	33	vs. Wichita State (3/21/13)
		32	vs. Oklahoma State (12/21/06)
		31	at Wisconsin (12/16/06)
		26	Two times
	Low	0	North Florida (12/8/12)
FT Att.:	High	44	at Wisconsin (12/16/06)
		41	vs. Wichita State (3/21/13)
		38	vs. Oklahoma State (12/21/06)
	Low	0	North Florida (12/8/12)
		1	Albany (11/28/03)
FT Pct.:	High	1.000	at Rutgers, 7-7 (1/8/05)
		1.000	Robert Morris, 5-5 (11/24/04)
		.957	vs. Villanova, 22-23 (3/28/09)
	Low	.000	North Florida, 0-0 (12/8/12)
		.167	William & Mary, 1-6 (1/3/04)
		.200	Auburn, 3-15 (12/4/05)
Rebounds:	High	47	vs. Oklahoma State (12/21/06)
		45	at Notre Dame (2/21/08)
		44	Two times
	Low	11	Bethune-Cookman (12/15/12)
		14	Delaware State (12/19/12)
		15	Two times
Assists:	High	24	Robert Morris (2/02/09)
		24	Long Beach State (11/16/11)
		22	at West Virginia (2/5/05)
	Low	2	vs. Boston College (3/12/04)
		4	New Hampshire (12/4/09)
Steals:	High	14	at Providence (1/4/11)
		13	at Louisville (2/26/12)
	Low	0	Two times
		1	Seven times
Blocks:	High	10	Syracuse (1/23/06)
		9	at Connecticut (1/31/06)
		9	at Connecticut (1/19/04)
	Low	0	Many times
Turnovers:	High	26	Virginia Tech (1/6/04)
		25	Buffalo (11/23/07)
		25	Duquesne (12/3/08)
	Low	2	Marquette (1/8/11)
		3	at Rutgers (1/8/05)
Fouls:	High	32	vs. Tennessee (12/11/10)
		32	Notre Dame (1/4/06)
	Low	6	Wofford (3/14/12)
		6	St. Francis, Pa. (12/20/11)

**PITT BASKETBALL PERSONALITY PROFILES**

**JAMEL ARTIS**

- Late signee who committed to Pitt in April, 2013.
- Baltimore native who follows in the footsteps of Pitt teammates Durand Johnson and Aron Nwankwo and former Pitt players Jermaine Dixon and Chase Adams.
- Played at the same prep school, Notre Dame Academy (Mass.) as former Pitt players Steven Adams and Carl Krauser.
- Roommates with fellow Pitt freshman Michael Young at St. Benedict's Prep (2010-11).
- Played wide receiver on the football team at Vermont Academy.
- Enrolled in the Kenneth P. Dietrich School of Arts & Sciences.

**DURAND JOHNSON**

- Redshirted his first year at Pitt (2011-12).
- Fourth Baltimore native to play at Pitt in the last three years following Jermaine Dixon, Chase Adams and Aron Nwankwo.
- Nickname is "Pee-wee."
- Majors in social science.

**CHRIS JONES**

- Redshirted the 2012-13 season.
- April 2012 signee who blossomed during his senior season at Teaneck H.S.
- Honor roll student in high school.
- Played AAU basketball in Pitt assistant coach Brandin Knight's former program, the New Jersey Playaz.
- Chose Pitt for its family atmosphere and "great" relationship with the coaching staff.
- Enrolled in the Kenneth P. Dietrich School of Arts & Sciences.

**JOSHUA KO**

- Freshman walk-on from Hawaii.
- First-ever Hawaiian player to earn a men's basketball roster spot at Pitt.
- Earned Gatorade state player of the year honors after leading his high school team to back-to-back state titles at two different levels.
- Scored 13 points in the game's final 1:25 to give his high school team a state championship win.
- Nickname is "K-O."
- High school coach Akili Smith, is a friend of Pitt coach Jamie Dixon. As an assistant coach at the University of Hawaii, Dixon recruited Smith.
- Outstanding student who graduated with a 3.7 grade point average in high school.
- Enjoys surfing.
- Enrolled in the Kenneth P. Dietrich School of Arts & Sciences.

**MIKE LECAK**

- Redshirted the 2012-13 season after transferring to Pitt.
- Sophomore walk-on who was added to the roster in August 2012.
- Transferred to Pitt from Wheeling Jesuit University where he competed in basketball as a freshman.
- Lists his hometown as Pittsburgh, Pa., but attended high school in Phoenix, Ariz.
- Mother played basketball at Robert Morris. His father played basketball at Penn State-McKeesport.
- Has plans to coach someday.
- Mathematics major.

**JOSH NEWKIRK**

- First player to sign with Pitt from Atlantic Coast Conference region (Raleigh, N.C.).
- First player to commit to Pitt on twitter.
- Attended the same high school, Word of God Academy in Raleigh, N.C. as NBA player John Wall and current NBA players C.J. Leslie and Quincy Miller.
- Regarded by many as the nation's most "athletic" guards in his class.
- Claims to watch the Sebastian Telfair documentary "Through the Fire" before every game because he says it "fires him up."
- Enrolled in the Kenneth P. Dietrich School of Arts & Sciences.

**ARON NWANKWO**

- Walk-on who is attending Pitt on a full academic scholarship.
- 2010 graduate of Baltimore City H.S. with a perfect 4.0 grade point average.
- Played in the Pitt JamFest AAU tournament at the Petersen Events Center on April 24, 2010. Head Coach Jamie Dixon offered him a walk-on spot following the event.
- Follows in the footsteps of two other Pitt players from Baltimore: Jermaine Dixon and Chase Adams.
- Chose Pitt for its pre-Med program with the opportunity to play on its top college basketball program. Said it was a "dream come true" and that he would gain the "best of both worlds" while receiving an academic scholarship offer to Pitt and then having an opportunity to play on the basketball team.
- Also played lacrosse in high school, where he led City H.S. to three straight city titles.
- Neuroscience major.

**LAMAR PATTERSON**

- Has a pet alligator named Pharoah. His nickname is "Ro."
- Played his senior year of high school at St. Benedict's Prep in New Jersey for coach Danny Hurley, who is now the head coach at Rhode Island. Helped guide St. Benedict's to a No. 7 final national ranking and berth in the first-ever ESPN Rise National High School Tournament.
- Younger brother of Perry Patterson, who played quarterback at Syracuse from 2004-07 and was a Second Team All-State honoree at Lancaster McCaskey High School. The Patterson brothers are two of only four players in McCaskey history to earn All-State honors in basketball.
- Played his first three seasons at Lancaster McCaskey High School where he was an All-State selection.
- Older brother Lorne Creighton also starred in basketball at McCaskey and played collegiately at Kutztown University.
- Favorite all-time basketball player is Magic Johnson and had the opportunity to meet him when Pitt played in the CBE Classic in Kansas City in 2009.
- Committed to Pitt after the Panthers' win over Duke at Madison Square Garden in December 2007.
- Nickname is "LP".
- Graduated with a Bachelor of Arts degree in administration of justice and pursuing a second major in legal studies.

**DERRICK RANDALL**

- Transfer who played his first two seasons at Rutgers (2011-13).
- Native of the Crown Heights neighborhood in Brooklyn, N.Y.
- Can perform somersaults and body flips.
- Sister Adrian played college basketball at both Marshall and Georgia Southwestern.
- Nickname is "D-Mac."
- Favorite pro sports team is the Los Angeles Lakers and favorite player is Dwight Howard.
- Played at same prep school, South Kent Prep, as former Pitt player Gilbert Brown (2007-11).
- Majors in administration of justice.



## PITT BASKETBALL PERSONALITY PROFILES

**JAMES ROBINSON**

- Concluded his high school career as the all-time winningest player in DeMatha Catholic history with 120 career wins. He lost only one home game in his four-year high school career.
- Pitt Basketball's first-ever two-time international gold medal winner.
- Earned second gold medal this summer as a member of the USA's FIBA World Championship team in July, 2013. Team USA finished 9-0 at the event held in Prague, Czech Republic.
- Played with the USA Basketball Under-18 squad that captured the Gold Medal at the FIBA Americas Championships in Sao Sebastiao, Brazil in June 2012. Led the team in assist:turnover ratio (12:2) and averaged 4.4 points and 15.6 minutes per game.
- Played for the USA East Squad in the Nike Global Challenge, played in April in Portland, Ore.
- Described as a "floor general," "student of the game" and consistent winner.
- Nicknamed "Mr. Consistent" by his high school coach.
- Pitt recruited him since the ninth grade.
- In July 2010, led his AAU team, Team Takeover to the Nike Peach Jam national title.
- Top-60 consensus national recruit.
- Enrolled in the Kenneth P. Dietrich School of Arts & Sciences.

**JOSEPH UCHEBO**

- Junior college transfer from Chipola Junior College (Fla.) where he sat out his sophomore season due to a knee injury.
- Enugu, Nigeria native, one of two Nigerians on the Pitt roster (Talib Zanna).
- Native of the Igbo tribe in Southeastern Nigeria.
- Played soccer growing up. His brother plays soccer in Belgium.
- Was discovered while playing soccer and encouraged to attend a basketball camp put on by Ejike Ugboaja, a Nigerian native who was selected in the 2006 NBA Draft second round by Cleveland.
- Played on same high school team with Josh Newkirk (Word of God).
- Majors in social science.

**CAMERON WRIGHT**

- Hit a trick shot that was named the ESPN Sportscenter Play of the Day on November 6, 2013. Wright's shot was converted while sitting down at halfcourt with his back to the basket. He threw the ball over his head and it banked in.
- Father passed away prior to Pitt's 2012-13 season opener against Mount St. Mary's. His father died of brain cancer, but Wright played in the season opener anyway, saying that his "father would have wanted it that way." He also put the letters FMF "For My Father" on his shoes.
- High school honor student who earned a 3.7-plus grade point average.
- Committed to Pitt on Sunday, August 9, 2009 after visiting the campus, saying it was an "unbelievable" visit and that he "found his home." He was impressed with Pitt's facilities, but most impressed with the people and coaching staff.
- His best friend, high school teammate and backcourt partner Derek Jackson plays basketball at Central Michigan.
- Invited to tryout for the USA Basketball Under-19 team in Colorado Springs during the summer of 2011.
- Enrolled in the College of Business Administration with an emphasis in marketing.

**MICHAEL YOUNG**

- Pittsburgh area native who grew up watching and following Pitt. As a kid, he always wanted to attend Pitt. Grew up in McKeesport, Pa., located 12 miles from the Steel City.
- Follows in the footsteps of San Antonio Spurs center DeJuan Blair (2007-09) as Pittsburgh natives to play for Pitt.
- Lost his father, Michael Young in September, 2010.
- Attended St. Benedict's Prep (N.J.) where he guided the Gray Bees to the National High School Invitational runner-up finish with a 32-2 overall record. St. Benedict's finished the year ranked No. 2 nationally.
- Consensus top-70 ranked recruit.
- Roommates with fellow Pitt freshman Jamel Artis at St. Benedict's Prep (2010-11).
- Chose Pitt because it was the "perfect fit" along with its loyalty and honesty in the recruiting process. It will also give him the opportunity to play in front of friends and family near his hometown.
- Enrolled in the Kenneth P. Dietrich School of Arts & Sciences.

**TALIB ZANNA**

- Originally from Kaduna, Nigeria. Moved to the United States in 2006.
- His father, a successful businessman in Nigeria, passed away not long after he committed to Pitt. He has a picture of his father in his locker and touches it before he hits the court each day.
- Early in his childhood, he played soccer. Following a growth spurt and at the urging of his brother, he switched to basketball. Began playing basketball at age 10. Early-on, he had a goal of traveling to the United States to play basketball.
- Discovered by American high school coaches at a big man camp in Lagos, Nigeria, which was organized by his friend, mentor and former Georgetown player Godwin Owinje.
- Ran up and down mountains in Nigeria to help increase his strength and speed.
- Devout Muslim who can speak four different languages. He could speak English before arriving in the United States.
- Played high school basketball at Bishop McNamara High School (Md.).
- His father, who never saw him play competitively, serves as his role model and inspiration. After he broke his ankle during his first year in the U.S., his father told him to keep working toward his goals. He plays the game thinking of his father and keeps a necklace in his locker in memory of him.
- Has five siblings. His dream is for them to see him play someday in the United States.
- Graduate with a Bachelor of Arts degree in social science and is pursuing a second major in legal studies.



# 21 • LAMAR PATTERSON

FORWARD • 6-5 • 225 • SR\* • 3L • LANCASTER, PA./ST. BENEDICT'S PREP/J.P. McCASKEY H.S.

**CAREER**

- All-around player who is attempting to become just the third player in school history to surpass 1,000 points, 500 rebounds and 400 assists in a career. The two other players to achieve this honor are: Carl Krauser, 2002-06 (1642 points, 526 rebounds, 568 assists) and Brad Wanamaker, 2007-11 (1090 points, 525 rebounds, 454 assists).
- Became the 19th player in Pitt basketball history to amass 1,000 points and 500 rebounds in a career.
- Against Albany on Dec. 31, became just the 42nd player in school history to surpass the 1,000-point milestone.
- Has started 88 consecutive games at small forward, a streak that ranks as the fifth longest in school history.
- Ranks among school leaders in career assist:turnover ratio (1.80).

**2013-14**

- Oscar Robertson National Player of the Year Watch List recipient.
- ACC Player of the Year and All-ACC First Team candidate.
- Three-time ACC Player of the Week (Dec. 2, Jan. 13 and Jan. 27).
- Started each of Pitt's 22 games at small forward on the year.
- One 30-point game and seven 20-point games on year.
- Reached double figure scoring in 21 of 22 games on season, including each of the last 20 contests.
- Led Pitt in scoring 13 times on year.
- Named co-ACC Player of the Week (Jan. 27) after scoring 20.5 points, 5.5 rebounds and 6.5 assists in wins over Clemson and Maryland.
- Scored a game-high 28 points (8-14 FG), hit a career-high 12-14 free throws, grabbed seven rebounds, dished out seven assists and made four steals at Maryland, 1/25.
- Led Pitt with 18 points (4-9 3FG), including three consecutive 3-pointers in the second half in 38 minutes at Syracuse, 1/18.
- Named ACC Player of the Week (Jan. 13) after averaging 23.0 points, 5.0 rebounds and 4.0 assists while shooting 18-29 from the floor and 5-9 from 3-point range in Pitt's two games against Wake Forest and Maryland.
- Scored 27 points (10-17 FG), hit 4-7 3-pointers, grabbed five rebounds and dished out six assists vs. Wake Forest, 1/11.
- Led Pitt with 19 points (8-12 FG) with five rebounds vs. Maryland, 1/6.

Opp./Date	Min	Total FG-A	Pct	3-pt M-A	Pct	FT M-A	Pct	Reb O-D-T	PF	A	TO	BLK	STL	Pts
SavSt, N8	*21	3-7	.429	0-1	.000	5-6	.833	2-5-7	2	7	4	1	0	11
FresSt, N12	*26	2-10	.200	0-4	.000	3-4	.750	0-3-3	1	7	2	0	0	7
How, N17	*27	7-11	.636	4-5	.800	2-2	1.000	1-4-5	0	4	2	0	2	20
LHU, N20	*27	6-13	.461	3-7	.429	2-3	.667	1-4-5	1	4	1	0	0	17
vs. TT, N25	*25	8-13	.615	4-7	.571	3-3	1.000	1-2-3	1	4	0	1	5	23
vs. Stan, N26*33	6-10	.600	3-6	.500	9-11	.818	0-3-3	1	6	1	1	2	24	
vs. Duq, N30*33	7-14	.500	1-4	.250	3-4	.750	2-6-8	3	6	1	0	5	18	
PSU, D3	*37	6-12	.500	1-2	.500	3-4	.750	3-6-9	3	5	5	0	0	16
LMU, D6	*27	3-8	.375	0-2	.000	4-7	.571	0-2-2	0	3	3	1	2	10
YSU, D14	*25	7-11	.636	3-6	.500	1-1	1.000	1-1-2	2	4	1	0	2	18
vs. Cin, D17	*35	2-5	.400	1-2	.500	6-9	.667	1-3-4	0	2	1	0	0	11
CalPoly, D21*30	11-15	.667	4-7	.571	4-4	1.000	0-3-3	2	3	2	0	0	30	
Albany, D31	*37	5-11	.454	0-3	.000	4-4	1.000	0-3-3	0	3	4	1	1	14
at NCS, J4	*35	8-16	.500	2-6	.333	4-6	.667	1-2-3	2	6	3	0	2	22
Md, J6	*31	8-12	.667	1-2	.500	2-2	1.000	1-4-5	1	2	1	0	1	19
WFU, J11	*32	10-17	.588	4-7	.571	3-3	1.000	2-3-5	1	6	3	1	1	27
at GT, J14	*36	4-13	.308	1-4	.250	3-5	.600	1-6-7	2	7	7	0	2	12
at Syr, J18	*38	6-15	.400	4-9	.444	2-3	.667	1-2-3	1	2	1	0	0	18
Clem, J21	*26	3-7	.429	3-4	.750	4-4	1.000	0-4-4	0	6	4	1	2	13
at Md, J25	*30	8-14	.571	0-3	.000	12-14	.857	1-6-7	2	7	2	0	4	28
Duke, J27	*36	4-14	.286	1-5	.200	5-6	.833	2-3-5	3	1	5	0	2	14
Virginia, F2	*28	3-14	.214	2-4	.500	2-2	1.000	0-3-3	4	3	2	0	0	10
at Miami, F5														
VaTech, F8														
Syr, F12														
at UNC, F15														
FSU, F23														
at BC, F26														
at ND, M1														
NCS, M3														
at Clem, M8														

- Led Pitt with 22 points (8-16 FG), eight rebounds and six assists at NC State, 1/4.
- Surpassed the 1,000-point mark for his career, scored 14 points vs. Albany, 12/31.
- Set career-highs for points (30), field goals made and attempts (11-15) and finished game one point shy of 1,000 career points vs. Cal Poly, 12/21.
- Became the first Pitt player to score 30 or more points in a game since Sam Young scored 32 on 3/22/09 vs. Oklahoma State. His 30 points in 30 minutes played ranked tied for the third most efficient game in school history (30 points plus).
- Scored 16 points (6-12 FG) with nine rebounds and five assists vs. Penn State, 12/3.
- Named the ACC Player of the Week on Dec. 2 for his performance at the Legends Classic and against Duquesne and after averaging 21.7 points, 4.7 rebounds, 5.3 assists and 4.0 steals in Pitt's three games.
- Named Legends Classic Most Valuable Player after averaging 23.5 points (14-23 FG, 7-13 3FG), 5.0 assists, 3.5 steals per

Double-Doubles: .....	5/0
Points-Rebounds: .....	5/0
Points-Assists: .....	0/0
30+ point games: .....	1/1
20+ point games: .....	8/7
10+ point games: .....	58/21
10+ rebound games: .....	6/0
5+ rebound games: .....	51/11
10+ assist games: .....	0/0
5+ assist games: .....	27/10
30+ minute games: .....	46/13
40+ minute games: .....	0/0

- game and hitting 12-14 free throws in leading Pitt to two victories in Brooklyn.
- Scored a then career-high 24 points (6-10 FG), hit a career-high 9-11 free throws, dished out a team-high six assists in 33 minutes vs. Stanford, 11/26.
- Set then career-highs for scoring (23, 16 in the first half alone), steals (five), field goals made and attempted (8-13), hit 4-

Points: 30, Cal Poly, 12/21/13.
FG made: 11, Cal Poly, 12/21/13.
FG attempts: 17, Wake Forest, 1/11/14.
3FG Made: 6, Marquette, 1/12/13.
3FG attempts: 9, at Syracuse, 1/18/14.
FT made: 12, at Maryland, 1/25/14.
FT attempts: 14, at Maryland, 1/25/14.
Rebounds: 11, two times- vs. Syracuse, 3/14/13; Providence, 1/25/12.
Off. Rebs.: 6, vs. Syracuse, 3/14/13.
Def. Rebs.: 10, vs. Oklahoma State, 12/10/11.
Assists: 7, 10 times- at Maryland, 1/25/14; at Georgia Tech, 1/14/14; Fresno State, 11/12/13; Savannah State, 11/8/13; Detroit, 12/1/12; at Butler, 3/21/12; St. John's, 2/29/12; Georgetown, 1/28/12; Louisville, 1/21/12; vs. Oklahoma State, 12/10/11.
Steals: 5, two times- vs. Duquesne, 11/30/13; Texas Tech, 11/25/13.
Blocks: 2, four times- Marquette, 1/12/13; Washington State, 3/28/12; South Carolina State, 12/17/11; West Virginia, 2/24/11.
Minutes: 38, two times- at Syracuse, 1/18/14; at Butler, 3/21/12.

Points: 30, Cal Poly, 12/21.
Rebounds: 9, Penn State, 12/3.
Assists: 7, four times.
Steals: 5, two times- vs. Duquesne, 11/30; Texas Tech, 11/25.
Blocks: 1, six times.
Minutes: 38, at Syracuse, 1/18.


- 7 3-pointers and finished with four assists vs. Texas Tech, 11/25.
- Registered his second career 20-point game with a 20-point (7-11 FG), five rebound and four assist outing vs. Howard, 11/27. Also hit 4-5 3-pointers and totaled 16 points (4-4 3FG) in the first half alone.

## PATTERSON'S CAREER STATISTICS

SEASON	TEAM	GP-GS	MIN	TOTAL FG-FGA	PCT	3-POINTERS FG-FGA	PCT	FT-FTA	PCT	REBOUNDS OFF-DEF	TOT-AVG	PF-FO	A	TO	BLK	ST	PTS-AVG
2009-10	Pitt	10-0	104	6 24	.250	5 11	.455	6 11	.545	4 8	12 1.2	8 0	4	5	4	3	23 2.3
2010-11	Pitt	32-0	401	28 82	.341	8 36	.222	20 29	.690	35 29	64 2.0	35 0	42	24	5	14	84 2.6
2011-12	Pitt	37-37	1053	126 285	.442	41 100	.410	64 83	.771	61 134	195 5.3	89 3	133	63	12	38	357 9.6
2012-13	Pitt	33-33	892	115 248	.464	37 110	.336	63 96	.656	38 104	142 4.3	71 2	94	59	10	40	330 10.0
2013-14	Pitt	22-22	675	127 262	.485	42 100	.420	86 107	.804	21 83	104 4.7	32 0	98	55	7	33	382 17.4
<b>Totals</b>		<b>134-92</b>	<b>3125</b>	<b>402 901</b>	<b>.446</b>	<b>133 357</b>	<b>.373</b>	<b>239 326</b>	<b>.733</b>	<b>159 358</b>	<b>517 3.9</b>	<b>235 5</b>	<b>371</b>	<b>206</b>	<b>38</b>	<b>128</b>	<b>1176 8.8</b>

SEASON	TEAM	GP-GS	MIN	TOTAL FG-FGA	PCT	3-POINTERS FG-FGA	PCT	FT-FTA	PCT	REBOUNDS OFF-DEF	TOT-AVG	PF-FO	A	TO	BLK	ST	PTS-AVG
2010-11	Pitt	16-0	205	14 30	.467	4 10	.400	13 18	.722	12 20	32 2.0	15 0	23	9	2	9	45 2.8
2011-12	Pitt	18-18	508	57 126	.452	17 41	.415	28 36	.778	35 51	86 4.8	49 2	49	36	4	20	159 8.8
2012-13	Pitt	18-18	497	66 140	.471	20 61	.328	36 62	.581	22 63	85 4.7	44 0	42	40	6	23	188 10.4
<b>Totals</b>		<b>52-36</b>	<b>1210</b>	<b>137 296</b>	<b>.463</b>	<b>41 112</b>	<b>.366</b>	<b>77 116</b>	<b>.664</b>	<b>69 134</b>	<b>203 3.9</b>	<b>108 2</b>	<b>114</b>	<b>85</b>	<b>12</b>	<b>52</b>	<b>392 7.5</b>



# 42 • TALIB ZANNA

FORWARD • 6-9 • 230 • SR\* • 3L • KADUNA, NIGERIA/BISHOP McNAMARA H.S. (MD.)

### CAREER

- Played in 121 career games with 80 starts.
- Ranks among school career leaders in field goal percentage (.550).
- 13 career double-doubles.
- Attempting to become the 43rd player in school history to score over 1,000 career points.

### 2013-14

- Started and played in 21 games at center on year.
- Seven double-doubles on year (Youngstown State, Penn State, Lehigh, Fresno State, Wake Forest, at Syracuse and Duke).
- Scored 20 or more points three times on the year (Lehigh, at Georgia Tech, Clemson).
- 17 double figure scoring games, including 15 of the last 17 contests and seven double figure rebounding games on year.
- Registered his seventh double-double of the year with 11 points (7-10 FT) and 11 rebounds vs. Duke, 1/27.
- Finished with 16 points (4-6 FG), hit 8-14 free throws with seven rebounds at Maryland, 1/25.
- Led Pitt with 22 points (9-10 FG), hit eight consecutive field goals in 21 minutes vs. Clemson, 1/21.
- Registered a double-double with 12 points and a game-high 11 rebounds at Syracuse, 1/18.
- Led team with 22 points (8-10 FG) and nine rebounds at Georgia Tech, 1/14.
- Registered his fifth double-double on year (16 points/12 rebounds), hit 5-8 field goals and tied a career-high with four blocked shots vs. Wake Forest, 1/11.
- Totaled 13 points and nine rebounds vs. Maryland, 1/6.
- Finished with 15 points and nine rebounds at NC State, 1/4.

Opp./Date	Min	Total FG-A	Pct	3-pt		FT		Reb		PF	A	TO	Blk	Stl	Pts
				M-A	Pct	M-A	Pct	O-D-T	A						
SavSt, N8	-	-	-	-	-	-	-	-	-	-	-	-	-	-	-
FresSt, N12	*27	8-10	.800	0-0	.000	3-4	.750	1-9-10	2	0	1	0	0	19	
How, N17	*16	1-3	.333	0-1	.000	2-2	1.000	1-2-3	2	0	2	1	1	4	
LHU, N20	*25	9-10	1.000	0-0	.000	5-7	.714	7-7-14	1	0	4	0	1	23	
vs. TT, N25	*17	1-2	.500	0-0	.000	1-4	.250	0-3-3	4	0	1	0	1	3	
vs. Stan, N26*29	5-10	.500	0-0	.000	4-4	1.000	2-3-5	3	1	1	0	0	14		
vs. Duq, N30*29	5-8	.625	0-0	.000	3-7	.429	2-4-6	5	0	1	1	0	13		
PSU, D3	*34	7-11	.636	0-0	.000	2-5	.400	2-8-10	2	1	1	4	1	16	
LMU, D6	*27	4-8	.500	0-0	.000	4-7	.571	1-4-5	1	0	0	1	0	12	
YSU, D14	*26	4-7	.571	0-0	.000	2-3	.667	4-11-15	0	1	3	1	1	10	
vs. Cin, D17 *34	3-6	.500	0-0	.000	6-10	.600	1-3-4	4	0	2	0	1	12		
CalPoly, D21*25	2-8	.250	0-0	.000	2-2	1.000	2-4-6	1	3	0	0	1	6		
Albany, D31	*29	4-7	.571	0-0	.000	2-4	.500	5-4-9	2	1	2	0	10		
at NCS, J4	*29	4-6	.667	0-0	.000	7-11	.636	6-3-9	2	0	3	1	2	15	
Md, J6	*29	4-9	.444	0-0	.000	5-8	.625	1-8-9	2	0	1	2	1	13	
WFU, J11	*31	5-8	.625	0-0	.000	6-11	.545	5-7-12	1	2	0	4	0	16	
at GT, J14	*31	8-10	.800	0-0	.000	6-10	.600	3-6-9	4	0	0	0	1	22	
at Syr, J18	*37	4-8	.500	0-0	.000	4-6	.667	4-7-11	3	1	2	0	0	12	
Clem, J21	*21	9-10	.900	0-0	.000	4-6	.667	1-1-2	1	0	0	2	2	22	
at Md, J25	*33	4-6	.667	0-0	.000	8-14	.571	3-4-7	3	0	3	0	0	16	
Duke, J27	*32	2-7	.286	0-0	.000	7-10	.700	3-8-11	3	0	1	2	0	11	
Virginia, F2	*29	1-3	.333	0-0	.000	0-2	.000	0-3-3	2	0	1	0	0	2	
at Miami, F5															
VaTech, F8															
Syr, F12															
at UNC, F15															
FSU, F23															
at BC, F26															
at ND, M1															
NCS, M3															
at Clem, M8															

- Registered 10 points and nine rebounds vs. Albany, 12/21.
- Finished with 12 points vs. Cincinnati, 12/17.
- Scored 10 points and grabbed 15 rebounds (four offensive) for his 10th career double-double vs. Youngstown State, 12/14.
- Registered his ninth career double-double (16 points/10 rebounds), finished with a career-high four blocked shots, including one with three minutes to go that triggered a Pitt run in win vs. Penn State, 12/3.
- Led Pitt in both scoring (career-high 23 points) and rebounding (14, seven offensive), hit 9-10

### CAREER/SEASON NUMBERS

Double-Doubles:	13/7
Points-Rebounds:	13/7
Points-Assists:	0/0
20+ point games:	6/3
10+ point games:	44/17
10+ rebound games:	17/7
5+ rebound games:	71/16
10+ assist games:	0/0
5+ assist games:	0/0
30+ minute games:	12/7
40+ minute games:	0/0

### CAREER HIGHS

Points: 23, Lehigh, 11/20/13.  
 FG made: 10, Mount St. Mary's, 11/9/12.  
 FG attempts: 13, Delaware State, 12/19/12.  
 3FG Made: None.  
 3FG attempts: 1, two times- Howard, 11/17/13; North Florida, 11/13/10.  
 FT made: 10, Detroit, 12/1/12.  
 FT attempts: 14, at Maryland, 1/25/14.  
 Rebounds: 19, Villanova, 3/3/13.  
 Off. Rebs.: 8, at Notre Dame, 12/27/11.  
 Def. Rebs.: 12, Villanova, 3/3/13.  
 Assists: 3, two times- vs. Delaware, 11/23/12; Fordham, 11/12/12.  
 Steals: 3, four times- Cal Poly, 12/21/13; DePaul, 1/26/13; at USF, 2/8/12; at Marquette, 1/14/12.  
 Blocks: 4, two times- Wake Forest, 1/11/14; Penn State, 12/3/13.  
 Minutes: 37, two times- at Syracuse, 1/18/14; Villanova, 3/3/13.

### 2013-14 SEASON HIGHS

Points: 23, Lehigh, 11/20.  
 Rebounds: 15, Youngstown State, 12/14.  
 Assists: 3, Cal Poly, 12/21.  
 Steals: 2, two times- Clemson, 1/21/14; at NC State, 1/4.  
 Blocks: 4, two times- Wake Forest, 1/11; Penn State, 12/3.  
 Minutes: 37, at Syracuse, 1/18/14.

shots in 25 minutes vs. Lehigh, 11/20.

- Led Pitt in both scoring (19) and rebounding (10) in registering his first double-double of the season against Fresno State, 11/12. Also converted 8-10 field goal attempts and 3-4 free throws.

## ZANNA'S CAREER STATISTICS

### OVERALL STATISTICS

SEASON	TEAM	GP-GS	MIN	TOTAL			3-POINTERS			FT-FTA			REBOUNDS			PF-FO	A	TO	BLK	ST	PTS-AVG			
				FG-FGA	PCT	PCT	FG-FGA	PCT	PCT	PCT	OFF-DEF	TOT-AVG												
2009-10	Pitt	1-0	3	0	0	.000	0	0	.000	0	0	.000	0	0	0.0	1	0	0	0	0	0.0			
2010-11	Pitt	27-13	319	40	71	.563	0	1	.000	20	42	.476	43	50	93	3.4	43	0	5	17	9	7	100	3.7
2011-12	Pitt	39-13	751	97	170	.571	0	0	.000	53	80	.663	88	127	215	5.5	86	0	12	29	15	13	247	6.3
2012-13	Pitt	33-33	790	114	229	.498	0	0	.000	88	131	.672	91	109	200	6.1	65	1	20	37	19	19	316	9.6
2013-14	Pitt	21-21	590	94	157	.599	0	1	.000	83	137	.606	54	109	163	7.8	48	1	10	29	19	13	271	12.9
<b>Totals</b>		<b>121-80</b>	<b>2453</b>	<b>345</b>	<b>627</b>	<b>.550</b>	<b>0</b>	<b>2</b>	<b>.000</b>	<b>244</b>	<b>390</b>	<b>.626</b>	<b>276</b>	<b>395</b>	<b>671</b>	<b>5.5</b>	<b>243</b>	<b>2</b>	<b>47</b>	<b>112</b>	<b>62</b>	<b>52</b>	<b>934</b>	<b>7.7</b>

### BIG EAST STATISTICS

SEASON	TEAM	GP-GS	MIN	TOTAL			3-POINTERS			FT-FTA			REBOUNDS			PF-FO	A	TO	BLK	ST	PTS-AVG			
				FG-FGA	PCT	PCT	FG-FGA	PCT	PCT	PCT	OFF-DEF	TOT-AVG												
2010-11	Pitt	14-0	100	11	23	.478	0	0	.000	6	13	.462	12	13	25	1.8	14	0	2	9	2	4	28	2.0
2011-12	Pitt	18-13	368	41	85	.482	0	0	.000	26	34	.765	36	55	91	5.1	46	0	6	15	7	9	108	6.0
2012-13	Pitt	18-18	441	46	116	.397	0	0	.000	39	62	.629	44	62	106	5.9	49	1	9	20	10	8	131	7.3
<b>Totals</b>		<b>50-31</b>	<b>909</b>	<b>98</b>	<b>224</b>	<b>.438</b>	<b>0</b>	<b>0</b>	<b>.000</b>	<b>71</b>	<b>109</b>	<b>.651</b>	<b>92</b>	<b>130</b>	<b>222</b>	<b>4.4</b>	<b>109</b>	<b>1</b>	<b>17</b>	<b>44</b>	<b>19</b>	<b>21</b>	<b>267</b>	<b>5.3</b>





# 3 • CAMERON WRIGHT

GUARD • 6-4 • 205 • JR\* • 2L • CLEVELAND, OHIO/BENEDICTINE H.S.

### CAREER

- Played in 90 career games with 33 starts including 22 consecutive.

### 2013-14

- Started all 22 games at shooting guard.
- 12 double figure scoring games.
- Finished with 12 points and three assists at Maryland, 1/25.
- Registered 12 points (5-8 FG) with Clemson, 1/21.
- Scored 14 points (6-10 FG) with four assists at Georgia Tech, 1/14.
- Finished with a near triple double with 14 points (7-12 FG) and career-highs of eight rebounds and eight assists vs. Albany, 12/31.
- Totaled 13 points (6-12 FG) vs. Youngstown State, 12/14.
- Scored a team-high 14 points (7-9 FG) with three assists vs. Loyola Marymount, 12/6.
- Finished with 12 points, including a career-high 8-9 free throws vs. Penn State, 12/3.
- Set or tied career-highs for scoring (20), minutes played (36), field goals made and attempted (9-17) and blocked shots vs. Duquesne, 11/30.
- Earned Legends Classic all-tournament team honors after averaging 12.5 points (10-15 FG) and 3.0 assists per game in two contests in Brooklyn.
- Finished with a career-high tying 13 points (6-9 FG), grabbed six rebounds and dished out three assists vs. Stanford, 11/26.

### 2013-14 GAME-BY-GAME

Opp./Date	Min	Total FG-A	Pct	3-pt		FT		O-D-T	PF	A	TO	Blk	Stl	Pts
				M-A	Pct	M-A	Pct							
SavSt, N8	*27	4-10	.400	0-1	.000	2-4	.500	0-0-0	2	2	2	0	2	10
FresSt, N12	*28	6-11	.545	0-1	.000	1-2	.500	2-4-6	1	2	1	0	4	13
How, N17	*21	3-5	.600	0-0	.000	3-5	.600	1-0-1	3	3	0	1	1	9
LHU, N20	*21	1-6	.166	1-2	.500	0-0	.000	1-1-2	1	2	0	0	2	3
vs. TT, N25	*29	4-6	.667	0-2	.000	4-4	1.000	1-1-2	0	3	1	0	4	12
vs. Stan, N26*32	6-9	.667	1-1	1.000	0-0	.000	0-6-6	2	3	1	0	3	13	
vs. Duq, N30*36	9-17	.529	0-2	.000	2-2	1.000	1-4-5	2	5	3	2	2	20	
PSU, D3	*28	2-7	.286	0-1	.000	8-9	.889	0-2-2	3	1	1	0	0	12
LMU, D6	*26	7-9	.778	0-1	.000	0-0	.000	0-1-1	3	3	2	0	1	14
YSU, D14	*27	6-12	.500	0-1	.000	1-1	1.000	0-3-3	2	3	1	0	1	13
vs. Cin, D17	*32	3-9	.333	0-3	.000	0-0	.000	0-1-1	0	1	1	0	2	6
CalPoly, D21	*25	4-8	.500	0-0	.000	0-0	.000	1-4-5	2	2	1	0	4	8
Albany, D31	*34	7-12	.583	0-1	.000	0-2	.000	3-5-8	1	8	0	0	3	14
at NCS, J4	*32	4-12	.333	0-1	.000	1-1	1.000	0-2-2	2	2	1	0	3	9
Md, J6	*30	2-10	.200	0-1	.000	2-5	.400	0-4-4	0	4	0	0	2	6
WFU, J11	*26	4-9	.444	0-0	.000	0-0	.000	0-0-0	2	3	2	1	1	8
at GT, J14	*35	6-10	.600	0-1	.000	2-3	.667	0-2-2	3	4	3	0	1	14
at Syr, J18	*38	3-7	.429	1-3	.333	2-4	.500	0-6-6	2	1	3	0	0	9
Clem, J21	*25	5-8	.625	1-1	1.000	1-2	.500	0-2-2	1	2	1	0	1	12
at Md, J25	*27	4-9	.444	0-0	.000	4-9	.444	0-4-4	4	3	2	0	1	12
Duke, J27	*34	4-8	.500	1-1	1.000	0-0	.000	1-2-3	3	4	2	1	0	9
Virginia, F2	*34	4-9	.444	1-1	1.000	0-0	.000	0-3-3	2	3	0	0	2	9
at Miami, F5														
VaTech, F8														
Syr, F12														
at UNC, F15														
FSU, F23														
at BC, F26														
at ND, M1														
NCS, M3														
at Clem, M8														

- Scored 12 points (4-6 FG), hit a career-high 4-4 free throws, dished out three assists and finished with a career-high tying four steals vs. Texas Tech, 11/25.
- Set or tied career-highs for scoring (13 points), field goals made and attempts (6-11), steals (four) and minutes played (28) vs. Fresno State, 11/12.
- Scored 10 points in the season opener vs. Savannah State, 11/8.

### CAREER/SEASON NUMBERS

Double-Doubles:	0/0
Points-Rebounds:	0/0
Points-Assists:	0/0
20+ point games:	1/1
10+ point games:	16/12
10+ rebound games:	0/0
5+ rebound games:	8/6
10+ assist games:	0/0
5+ assist games:	2/2
30+ minute games:	7/7
40+ minute games:	0/0

### CAREER HIGHS

Points: 20, vs. Duquesne, 11/30/13.  
 FG made: 9, vs. Duquesne, 11/30/13.  
 FG attempts: 17, vs. Duquesne, 11/30/13.  
 3FG Made: 2, vs. Michigan, 11/21/12.  
 3FG attempts: 3, vs. Cincinnati, 12/17/13.  
 FT made: 8, Penn State, 12/3/13.  
 FT attempts: 9, two times- at Maryland, 1/25/14; Penn State, 12/3/13.  
 Rebounds: 8, Albany, 12/31/13.  
 Off. Rebs.: 3, Albany, 12/31/13.  
 Def. Rebs.: 7, at Syracuse, 1/16/12.  
 Assists: 8, Albany, 12/31/13.  
 Steals: 4, four times- Cal Poly, 12/21/13; Texas Tech, 11/25/13; Fresno State, 11/12/13; Villanova, 2/5/12.  
 Blocks: 2, two times- vs. Duquesne, 11/30/13; at DePaul, 3/9/13.  
 Minutes: 38, at Syracuse, 1/18/14.

### 2013-14 SEASON HIGHS

Points: 20, vs. Duquesne, 11/30.  
 Rebounds: 8, Albany, 12/31.  
 Assists: 8, Albany, 12/31.  
 Steals: 4, three times.  
 Blocks: 2, vs. Duquesne, 11/30.  
 Minutes: 38, at Syracuse, 1/18.


## WRIGHT'S CAREER STATISTICS

### OVERALL STATISTICS

SEASON	TEAM	GP-GS	MIN	TOTAL		3-POINTERS		FT-FTA		REBOUNDS			PF-FO	A	TO	BLK	ST	PTS-AVG						
				FG-FGA	PCT	FG-FGA	PCT	PCT	PCT	OFF-DEF	TOT-AVG													
2011-12	Pitt	37-10	434	33	93	.355	3	18	.167	14	21	.667	16	42	58	1.6	46	0	25	33	5	15	83	2.2
2012-13	Pitt	31-1	453	54	107	.505	4	9	.444	20	35	.571	11	31	42	1.4	40	0	32	19	7	22	132	4.3
2013-14	Pitt	22-22	647	98	203	.483	6	25	.240	33	53	.623	11	57	68	3.1	41	0	64	28	5	40	235	10.7
	<b>Totals</b>	<b>90-33</b>	<b>1534</b>	<b>185</b>	<b>403</b>	<b>.459</b>	<b>13</b>	<b>52</b>	<b>.250</b>	<b>67</b>	<b>109</b>	<b>.615</b>	<b>38</b>	<b>130</b>	<b>168</b>	<b>1.9</b>	<b>127</b>	<b>0</b>	<b>121</b>	<b>80</b>	<b>17</b>	<b>77</b>	<b>450</b>	<b>5.0</b>

### BIG EAST STATISTICS

SEASON	TEAM	GP-GS	MIN	TOTAL		3-POINTERS		FT-FTA		REBOUNDS			PF-FO	A	TO	BLK	ST	PTS-AVG						
				FG-FGA	PCT	FG-FGA	PCT	PCT	PCT	OFF-DEF	TOT-AVG													
2011-12	Pitt	17-2	177	13	38	.342	2	5	.400	4	7	.571	7	20	27	1.6	17	0	9	14	3	7	32	1.9
2012-13	Pitt	17-1	261	28	55	.509	1	3	.333	10	18	.556	3	17	20	1.2	25	0	19	14	5	11	67	3.9
	<b>Totals</b>	<b>34-3</b>	<b>438</b>	<b>41</b>	<b>93</b>	<b>.441</b>	<b>3</b>	<b>8</b>	<b>.375</b>	<b>14</b>	<b>25</b>	<b>.560</b>	<b>10</b>	<b>37</b>	<b>47</b>	<b>1.4</b>	<b>42</b>	<b>0</b>	<b>28</b>	<b>28</b>	<b>8</b>	<b>18</b>	<b>99</b>	<b>2.9</b>



# 5 • DURAND JOHNSON

FORWARD • 6-6 • 205 • SO\* • IL • BALTIMORE, MD./BREWSTER ACADEMY (N.H.)

### 2013-14

- Season ended on Jan. 11 when he tore his ACL and meniscus in his right knee on a drive to the basket against Wake Forest.
- Pitt's sixth-man, 3-point threat and scorer off the bench.
- Played in 16 games off the bench.
- Hit at least one 3-pointer in 11 of 16 games and in eight consecutive contests from 11/17-12/14.
- Finished with 11 points, set career-highs for free throws made and attempted (8-9) vs. Wake Forest, 1/11.
- Scored 12 points (5-10 FG), hit two 3-pointers vs. Cal Poly, 12/21.
- Finished with 12 points (4-7 FG) vs. Loyola Marymount, 12/6.
- Scored 11 points (4-6 FG) with four rebounds vs. Duquesne, 11/30.
- Scored 14 points (4-10 FG), hit 2-5 3-pointers, including a four-point play in 20 minutes vs. Stanford, 11/26.
- Registered career-highs for scoring (15 points), 3-point field goals (5-8) and field goal attempts (13) and converted five 3-pointers in the first half alone vs. Lehigh, 11/20.
- Scored 12 points, hit a then career-high tying three 3-pointers with six rebounds in season opener vs. Savannah State, 11/8.

### 2013-14 GAME-BY-GAME

Opp./Date	Min	Total		3-pt		FT		Reb			Stl	Pts	
		FG-A	Pct	M-A	Pct	M-A	Pct	O-D-T	PF	A TO BLK			
SavSt, N8	19	3-8	.375	3-6	.500	3-4	.750	0-6-6	2	0	2	1	12
FresSt, N12	23	3-9	.333	0-4	.000	0-0	.000	1-3-4	1	3	2	0	2
How, N17	22	3-5	.600	1-3	.333	1-2	.500	1-2-3	0	2	1	0	8
LHU, N20	23	5-13	.385	5-8	.625	0-0	.000	2-3-5	1	1	0	0	15
vs. TT, N25	26	2-6	.333	2-6	.333	0-0	.000	1-3-4	2	1	1	0	6
vs. Stan, N26	20	4-10	.400	2-5	.400	4-4	1.000	2-0-2	2	0	1	0	2
vs. Duq, N30	17	4-6	.667	1-3	.333	2-2	1.000	1-3-4	3	2	0	0	11
PSU, D3	25	2-7	.286	1-4	.250	1-1	1.000	1-3-4	1	0	0	1	6
LMU, D6	20	4-7	.571	1-3	.333	3-3	1.000	0-2-2	0	2	1	1	2
YSU, D14	17	1-7	.143	0-4	.000	4-4	1.000	3-0-3	2	4	3	0	6
vs. Cin, D17	14	1-5	.200	0-4	.000	1-2	.500	0-1-1	1	0	0	1	3
CalPoly, D21	24	5-10	.500	2-5	.400	0-0	.000	1-0-1	2	2	1	0	12
Albany, D31	18	1-7	.143	0-4	.000	0-0	.000	1-1-2	1	3	1	0	2
at NCS, J4	8	0-0	.000	0-0	.000	0-0	.000	0-1-1	2	0	0	0	1
Md, J6	23	6-8	.750	3-4	.750	2-3	.667	0-3-3	2	3	1	1	2
WFU, J11	18	1-3	.333	1-2	.500	8-9	.889	3-0-3	2	0	0	0	11
at GT, J14	-	-	-	-	-	-	-	-	-	-	-	-	-
at Syr, J18	-	-	-	-	-	-	-	-	-	-	-	-	-
Clem, J21	-	-	-	-	-	-	-	-	-	-	-	-	-
at Md, J25	-	-	-	-	-	-	-	-	-	-	-	-	-
Duke, J27	-	-	-	-	-	-	-	-	-	-	-	-	-
Virginia, F2	-	-	-	-	-	-	-	-	-	-	-	-	-
at Miami, F5	-	-	-	-	-	-	-	-	-	-	-	-	-
VaTech, F8	-	-	-	-	-	-	-	-	-	-	-	-	-
Syr, F12	-	-	-	-	-	-	-	-	-	-	-	-	-
at UNC, F15	-	-	-	-	-	-	-	-	-	-	-	-	-
FSU, F23	-	-	-	-	-	-	-	-	-	-	-	-	-
at BC, F26	-	-	-	-	-	-	-	-	-	-	-	-	-
at ND, M1	-	-	-	-	-	-	-	-	-	-	-	-	-
NCS, M3	-	-	-	-	-	-	-	-	-	-	-	-	-
at Clem, M8	-	-	-	-	-	-	-	-	-	-	-	-	-

### CAREER HIGHS

Points: 17, Maryland, 1/6/14.  
 FG made: 6, Maryland, 1/6/14.  
 FG attempts: 13, Lehigh, 11/20/13.  
 3FG Made: 5, Lehigh, 11/20/13.  
 3FG attempts: 8, Lehigh, 11/20/13.  
 FT made: 8, Wake Forest, 1/11/14.  
 FT attempts: 9, Wake Forest, 1/11/14.  
 Rebounds: 7, Lehigh, 11/13/12.  
 Off. Rebs.: 3, three times- Wake Forest, 1/11/14; Youngstown State, 12/14/13; Lehigh, 11/13/12.  
 Def. Rebs.: 6, Savannah State, 11/8/13.  
 Assists: 4, Youngstown State, 12/14/13.  
 Steals: 2, five times.  
 Blocks: 1, six times- Maryland, 1/6/14; Savannah State, 11/8/13; Penn State, 12/3/13; Loyola Marymount, 12/6/13; vs. Cincinnati, 12/17/13; at Villanova, 1/16/13.  
 Minutes: 26, Texas Tech, 11/25/13.

### 2013-14 SEASON HIGHS

Points: 17, Maryland, 1/6.  
 Rebounds: 6, Savannah State, 11/8.  
 Assists: 4, Youngstown State, 12/14.  
 Steals: 2, four times.  
 Blocks: 1, five times.  
 Minutes: 26, Texas Tech, 11/25.

### CAREER/SEASON NUMBERS

Double-Doubles: ..... 0/0  
 Points-Rebounds: ..... 0/0  
 Points-Assists: ..... 0/0  
 20+ point games: ..... 0/0  
 10+ point games: ..... 9/8  
 10+ rebound games: ..... 0/0  
 5+ rebound games: ..... 3/2  
 10+ assist games: ..... 0/0  
 5+ assist games: ..... 0/0  
 30+ minute games: ..... 0/0  
 40+ minute games: ..... 0/0

## JOHNSON'S CAREER STATISTICS

### OVERALL STATISTICS

SEASON	TEAM	GP-GS	MIN	TOTAL		3-POINTERS		FT-FTA		REBOUNDS			PF-FO	A	TO	BLK	ST	PTS-AVG						
				FG-FGA	PCT	FG-FGA	PCT	PCT	OFF-DEF	TOT-AVG														
2012-13	Pitt	31-0	369	46	111	.414	25	66	.379	16	24	.667	9	31	40	1.3	44	0	16	18	3	8	133	4.3
2013-14	Pitt	16-0	317	45	111	.405	22	65	.338	29	34	.853	17	31	48	3.0	24	0	23	14	5	14	141	8.8
<b>Totals</b>		<b>47-0</b>	<b>686</b>	<b>91</b>	<b>222</b>	<b>.410</b>	<b>47</b>	<b>131</b>	<b>.359</b>	<b>45</b>	<b>58</b>	<b>.776</b>	<b>26</b>	<b>62</b>	<b>88</b>	<b>1.9</b>	<b>68</b>	<b>0</b>	<b>39</b>	<b>32</b>	<b>8</b>	<b>22</b>	<b>274</b>	<b>5.8</b>

### BIG EAST STATISTICS

SEASON	TEAM	GP-GS	MIN	TOTAL		3-POINTERS		FT-FTA		REBOUNDS			PF-FO	A	TO	BLK	ST	PTS-AVG						
				FG-FGA	PCT	FG-FGA	PCT	PCT	OFF-DEF	TOT-AVG														
2012-13	Pitt	17-0	206	27	61	.443	17	41	.415	11	17	.647	3	19	22	1.3	22	0	4	13	2	3	82	4.8
<b>Totals</b>		<b>17-0</b>	<b>206</b>	<b>27</b>	<b>61</b>	<b>.443</b>	<b>17</b>	<b>41</b>	<b>.415</b>	<b>11</b>	<b>17</b>	<b>.647</b>	<b>3</b>	<b>19</b>	<b>22</b>	<b>1.3</b>	<b>22</b>	<b>0</b>	<b>4</b>	<b>13</b>	<b>2</b>	<b>3</b>	<b>82</b>	<b>4.8</b>



# 0 • JAMES ROBINSON

GUARD • 6-3 • 200 • SO • IL • MITCHELLVILLE, MD./DEMATHA CATHOLIC H.S.

### CAREER

- Two-time international Gold Medal winner, the only two-time Gold Medal winner in Pitt's basketball history.
- Owens a 3.43 career assist:turnover ratio, which would currently rank No. 1 in school history.
- Started 54 of 55 career games.
- Owens an 81.4 career free throw percentage (118-145).

### 2013-14

- Started all 22 games at point guard.
- Reached double figure scoring in six games on year and double figure assists in one.
- Has a 4.74 assist:turnover ratio. Leads the nation and ACC in that category.
- Nominated for the 2013-14 NABC Good Works Team.
- Totaled 10 points (4-6 FG) with five assists vs. Duke, 1/27.
- Scored 13 points (4-9 FG) at Maryland, 1/25.
- Led Pitt with eight assists and no turnovers, scored nine points (2-3 3FG) vs. Clemson, 1/21.
- Registered a career-high 16 points (5-7 FG), hit 5-6 FT, dished out five assists and tied a career-high with four steals at Georgia Tech, 1/14.
- Finished with seven assists, seven points and four rebounds vs. Maryland, 1/6.
- Scored 10 points, converted two layups and a key steal and layup to spark Pitt in its win over Penn State, 12/3.

Opp./Date	Min	Total		3-pt		FT		Reb		PF	A	TO	Blk	Stl	Pts
		FG-A	Pct	M-A	Pct	M-A	Pct	O-D-T							
SavSt, N8	*24	2-3	.667	1-1	1.000	8-8	1.000	0-5-5	3	2	0	2	13		
FresSt, N12	*28	2-6	.333	0-0	.000	2-2	1.000	0-2-2	1	1	1	0	1	6	
How, N17	*26	3-6	.500	1-3	.333	1-2	.500	0-2-2	2	4	1	0	0	8	
LHU, N20	*26	1-4	.250	0-3	.000	0-0	.000	0-1-1	2	11	0	0	0	2	
vs. TT, N25	*27	2-5	.400	1-2	.500	4-4	1.000	0-4-4	2	2	1	0	1	9	
vs. Stan, N26*	*30	1-6	.167	1-2	.500	7-8	.875	0-3-3	3	5	0	0	2	10	
vs. Duq, N30*	*33	2-8	.250	1-4	.250	3-4	.750	2-2-4	2	9	1	2	1	8	
PSU, D3	*23	3-6	.500	0-3	.000	4-4	1.000	0-0-0	3	0	1	0	1	10	
LMU, D6	*24	4-4	1.000	0-0	.000	1-2	.500	0-1-1	4	6	1	0	0	9	
YSU, D14	*21	3-6	.500	0-0	.000	1-2	.500	2-2-4	4	3	0	0	0	7	
vs. Cin, D17*	*33	1-3	.333	1-2	.500	2-2	1.000	0-2-2	0	3	1	0	1	5	
CalPoly, D21*	*30	3-6	.500	1-2	.500	2-2	1.000	1-3-4	0	4	1	2	2	9	
Albany, D31	*30	2-5	.400	1-2	.500	2-2	1.000	0-3-3	3	3	1	2	1	7	
at NCS, J4	*27	2-6	.333	0-1	.000	0-0	.000	0-2-2	3	2	0	0	2	4	
Md, J6	*30	2-4	.500	0-0	.000	3-4	.750	0-4-4	2	7	1	1	2	7	
WFU, J11	*30	2-4	.500	0-0	.000	4-4	1.000	0-3-3	3	2	0	0	2	8	
at GT, J14	*33	5-7	.714	1-2	.500	5-6	.833	1-2-3	2	5	1	0	4	16	
at Syr, J18	*35	3-7	.429	0-1	.000	0-0	.000	2-1-3	3	4	1	0	1	6	
Clem, J21	*29	3-5	.600	2-3	.667	1-2	.500	1-2-3	1	8	0	0	1	9	
at Md, J25	*37	4-9	.444	1-3	.333	4-4	1.000	0-1-1	5	2	4	0	0	13	
Duke, J27	*35	4-6	.667	0-1	.000	2-4	.500	0-1-1	2	5	0	0	2	10	
Virginia, F2	*36	0-5	.000	0-3	.000	1-2	.500	1-1-2	1	2	1	1	1	1	
at Miami, F5															
VaTech, F8															
Syr, F12															
at UNC, F15															
FSU, F23															
at BC, F26															
at ND, M1															
NCS, M3															
at Clem, M8															

- Dished out nine assists, blocked a career-high two shots and scored eight points vs. Duquesne, 11/30.
- Finished with 10 points, five assists and two steals vs. Stanford, 11/26.
- Set a career-high with 11 assists and tied for the second best game assist:turnover ratio performance (11 assists, no turnovers) in 26 minutes vs. Lehigh, 11/20.
- Scored 13 points (8-8 FT) with five rebounds in season opener vs. Savannah State, 11/8.

### CAREER/SEASON NUMBERS

Double-Doubles: .....	0/0
Points-Rebounds: .....	0/0
Points-Assists: .....	0/0
20+ point games: .....	0/0
10+ point games: .....	13/6
10+ rebound games: .....	0/0
5+ rebound games: .....	2/1
10+ assist games: .....	1/1
5+ assist games: .....	15/8
30+ minute games: .....	20/10
40+ minute games: .....	0/0

### CAREER HIGHS

Points: 16, at Georgia Tech, 1/14/14.  
 FG made: 5, two times- at Georgia Tech, 1/14/14; Detroit, 12/1/12.  
 FG attempts: 11, Marquette, 1/12/13.  
 3FG Made: 2, three times- Villanova, 3/3/13; Connecticut, 1/19/13; Howard, 11/27/12.  
 3FG attempts: 4, vs. Duquesne, 11/30/13.  
 FT made: 8, Savannah State, 11/8/13.  
 FT attempts: 8, three times- Stanford, 11/26/13; Savannah State, 11/8/13; Oakland, 11/17/12.  
 Rebounds: 5, two times- Savannah State, 11/8/13; Delaware State, 12/19/12.  
 Off. Rebs.: 2, three times- Youngstown State, 12/14/13; vs. Duquesne, 11/30/13; Delaware State, 12/19/12.  
 Def. Rebs.: 5, Savannah State, 11/8/13.  
 Assists: 11, Lehigh, 11/20/13.  
 Steals: 4, two times- at Georgia Tech, 1/14/14; vs. Syracuse, 3/14/13.  
 Blocks: 2, three times- Albany, 12/31/13; Cal Poly, 12/21/13; vs. Duquesne, 11/30/13.  
 Minutes: 36, two times- Virginia, 2/2/14; Marquette, 1/12/13.

### 2013-14 SEASON HIGHS

Points: 16, at Georgia Tech, 1/14.  
 Rebounds: 5, Savannah State, 11/8.  
 Assists: 11, Lehigh, 11/20.  
 Steals: 4, at Georgia Tech, 1/14.  
 Blocks: 2, three times- Albany, 12/31; Cal Poly, 12/21/13; vs. Duquesne, 11/30.  
 Minutes: 36, Virginia, 2/2/14.

## ROBINSON'S CAREER STATISTICS


### OVERALL STATISTICS

SEASON	TEAM	GP-GS	MIN	TOTAL		3-POINTERS		FT-FTA		REBOUNDS			PF-FO	A	TO	BLK	ST	PTS-AVG						
				FG-FGA	PCT	FG-FGA	PCT	FT-FTA	PCT	OFF-DEF	TOT-AVG													
2012-13	Pitt	33-32	879	63	171	.368	15	48	.313	61	77	.792	6	64	70	21	63	1	116	41	1	32	202	6.1
2013-14	Pitt	22-22	647	54	121	.446	12	38	.316	57	68	.838	10	47	57	2.6	51	1	90	19	8	27	177	8.0
	<b>Totals</b>	<b>55-54</b>	<b>1526</b>	<b>117</b>	<b>292</b>	<b>.401</b>	<b>27</b>	<b>86</b>	<b>.314</b>	<b>118</b>	<b>145</b>	<b>.814</b>	<b>16</b>	<b>111</b>	<b>127</b>	<b>2.3</b>	<b>114</b>	<b>2</b>	<b>206</b>	<b>60</b>	<b>9</b>	<b>59</b>	<b>379</b>	<b>6.9</b>

### BIG EAST STATISTICS

SEASON	TEAM	GP-GS	MIN	TOTAL		3-POINTERS		FT-FTA		REBOUNDS			PF-FO	A	TO	BLK	ST	PTS-AVG						
				FG-FGA	PCT	FG-FGA	PCT	FT-FTA	PCT	OFF-DEF	TOT-AVG													
2012-13	Pitt	18-17	442	23	80	.288	7	23	.304	38	50	.760	3	33	36	2.0	38	1	51	24	1	14	91	5.1
	<b>Totals</b>	<b>18-17</b>	<b>442</b>	<b>23</b>	<b>80</b>	<b>.288</b>	<b>7</b>	<b>23</b>	<b>.304</b>	<b>38</b>	<b>50</b>	<b>.760</b>	<b>3</b>	<b>33</b>	<b>36</b>	<b>2.0</b>	<b>38</b>	<b>1</b>	<b>51</b>	<b>24</b>	<b>1</b>	<b>14</b>	<b>91</b>	<b>5.1</b>





# 12 • CHRIS JONES

GUARD/FORWARD • 6-6 • 213 • FR\* • RS • TEANECK, N.J./TEANECK H.S.

### 2013-14

- Redshirted the 2012-13 season.
- Played in 20 games off the bench.
- Hit 11 consecutive free throws from 11/8/13-1/11/14.
- In each of the last four games, has played a combined 49 minutes.
- Played 14 minutes of action, scored on a driving layup at Maryland, 1/25.
- In a career-high 20 minutes played, scored four points, grabbed six rebounds and dished out three assists vs. Clemson, 1/21.
- Set career-highs for scoring (eight points), field goals made and attempted (3-4), 3-pointers made and attempted (2-3) vs. Texas Tech, 11/25.
- Finished with seven points and registered career-highs for free throws (5-5) and rebounds (four) vs. Howard, 11/17.

### 2013-14 GAME-BY-GAME

Opp./Date	Min	Total		3-pt		FT		Reb				Stl	Pts
		FG-A	Pct	M-A	Pct	M-A	Pct	O-D-T	PF	A	TO		
SavSt, N8	16	0-2	.000	0-1	.000	2-2	1.000	0-0-0	1	0	0	0	2
FresSt, N12	5	1-3	.333	0-1	.000	0-0	.000	0-0-0	1	1	1	0	2
How, N17	10	1-3	.333	0-0	.000	5-5	1.000	3-1-4	0	0	0	0	7
LHU, N20	8	1-2	.500	0-0	.000	0-0	.000	1-0-1	0	0	0	0	2
vs. TT, N25	9	3-4	.750	2-3	.667	0-0	.000	0-0-0	3	1	0	0	8
vs. Stan, N26	1	1-1	1.000	0-0	.000	0-0	.000	0-0-0	1	0	0	0	2
vs. Duq, N30	2	1-1	1.000	0-0	.000	0-0	.000	0-0-0	0	0	0	0	2
PSU, D3	1	0-0	.000	0-0	.000	0-0	.000	0-0-0	0	0	0	0	0
LMU, D6	4	1-1	1.000	0-0	.000	2-2	1.000	0-1-1	0	0	0	1	4
YSU, D14	10	1-2	.500	0-1	.000	0-0	.000	0-0-0	4	0	1	0	2
vs. Cin, D17	-	-	-	-	-	-	-	-	-	-	-	-	-
CalPoly, D21	2	0-1	.000	0-0	.000	2-2	1.000	0-0-0	0	0	0	0	2
Albany, D31	-	-	-	-	-	-	-	-	-	-	-	-	-
at NCS, J4	4	0-0	.000	0-0	.000	0-0	.000	0-0-0	0	1	0	0	2
Md, J6	1	0-1	.000	0-0	.000	0-0	.000	0-0-0	0	0	0	0	0
WFU, J11	9	1-2	.500	0-0	.000	1-2	.500	1-2-3	1	0	1	0	3
at GT, J14	4	0-0	.000	0-0	.000	0-0	.000	0-0-0	2	0	0	0	0
at Syr, J18	7	0-1	.000	0-1	.000	1-4	.250	0-0-0	2	0	0	0	1
Clem, J21	20	1-3	.333	0-1	.000	2-2	1.000	1-5-6	1	3	0	0	4
at Md, J25	14	1-2	.500	0-0	.000	0-0	.000	1-0-1	0	0	1	0	2
Duke, J27	5	1-1	1.000	0-0	.000	0-0	.000	0-1-1	3	0	1	0	2
Virginia, F2	10	1-3	.333	0-0	.000	1-2	.500	3-1-4	1	1	0	0	3
at Miami, F5	-	-	-	-	-	-	-	-	-	-	-	-	-
VaTech, F8	-	-	-	-	-	-	-	-	-	-	-	-	-
Syr, F12	-	-	-	-	-	-	-	-	-	-	-	-	-
at UNC, F15	-	-	-	-	-	-	-	-	-	-	-	-	-
FSU, F23	-	-	-	-	-	-	-	-	-	-	-	-	-
at BC, F26	-	-	-	-	-	-	-	-	-	-	-	-	-
at ND, M1	-	-	-	-	-	-	-	-	-	-	-	-	-
NCS, M3	-	-	-	-	-	-	-	-	-	-	-	-	-
at Clem, M8	-	-	-	-	-	-	-	-	-	-	-	-	-

### CAREER HIGHS

Points: 8, Texas Tech, 11/25/13.  
 FG made: 3, Texas Tech, 11/25/13.  
 FG attempts: 4, Texas Tech, 11/25/13.  
 3FG Made: 2, Texas Tech, 11/25/13.  
 3FG attempts: 3, Texas Tech, 11/25/13.  
 FT made: 5, Howard, 11/17/13.  
 FT attempts: 5, Howard, 11/17/13.  
 Rebounds: 6, Clemson, 1/21/14.  
 Off. Rebs.: 3, two times- Virginia, 2/4/14; Howard, 11/17/13.  
 Def. Rebs.: 5, Clemson, 1/21/14.  
 Assists: 3, Clemson, 1/21/14.  
 Steals: 2, at NC State, 1/4/14.  
 Blocks: 1, Loyola Marymount, 12/6/13.  
 Minutes: 20, Clemson, 1/21/14.


### CAREER/SEASON NUMBERS

Double-Doubles: ..... 0/0  
 Points-Rebounds: ..... 0/0  
 Points-Assists: ..... 0/0  
 20+ point games: ..... 0/0  
 10+ point games: ..... 0/0  
 10+ rebound games: ..... 0/0  
 5+ rebound games: ..... 1/1  
 10+ assist games: ..... 0/0  
 5+ assist games: ..... 0/0  
 30+ minute games: ..... 0/0  
 40+ minute games: ..... 0/0

## JONES' CAREER STATISTICS

### OVERALL STATISTICS

SEASON	TEAM	GP-GS	MIN	TOTAL		3-POINTERS		FT-FTA		REBOUNDS			PF-FO	A	TO	BLK	ST	PTS-AVG			
				FG-FGA	PCT	FG-FGA	PCT	PCT	PCT	OFF-DEF	TOT-AVG										
2013-14	Pitt	20-0	142	15	33	2	8	16	21	10	11	21	1.1	20	0	7	5	1	2	48	2.4
	<b>Totals</b>	<b>20-0</b>	<b>142</b>	<b>15</b>	<b>33</b>	<b>2</b>	<b>8</b>	<b>16</b>	<b>21</b>	<b>10</b>	<b>11</b>	<b>21</b>	<b>1.1</b>	<b>20</b>	<b>0</b>	<b>7</b>	<b>5</b>	<b>1</b>	<b>2</b>	<b>48</b>	<b>2.4</b>



# 13 • JOSH NEWKIRK

GUARD • 6-1 • 185 • FR • HS • RALEIGH, N.C./WORD OF GOD ACADEMY

### 2013-14

- Played in all 22 games off the bench at point or off guard.
- Reached double figure scoring in two games on year (Clemson, Savannah State).
- Averaging 12.8 minutes per game in ACC play.
- Scored 10 points, hit 4-4 field goals (2-2 3FG) with three assists vs. Clemson, 1/21.
- Finished with eight points (3-4 FG, 2-2 3FG) with two assists in 18 minutes played vs. Maryland, 1/6.
- Played 14 minutes, hit a 3-pointer and scored five points in his hometown of Raleigh at NC State, 1/4.
- Scored nine points (4-6 FG) in 19 minutes vs. Youngstown State, 12/14.
- Registered a career-high seven assists vs. Loyola Marymount, 12/6.
- Played a career-high 25 minutes, finished with five points and three bounds vs. Penn State, 12/3.
- Scored career-high 11 points (4-6 FG), hit a career-high 3-3 3-point field goals in season opener and debut game vs. Savannah State, 11/8.

### 2013-14 GAME-BY-GAME

Opp./Date	Min	Total		3-pt		FT		Reb				Stl	Pts	
		FG-A	Pct	M-A	Pct	M-A	Pct	O-D-T	PF	A	TO			Blk
SavSt, N8	24	4-6	.667	3-3	1.000	0-0	.000	0-2-2	1	4	3	0	1	11
FresSt, N12	15	0-4	.000	0-1	.000	0-0	.000	1-0-1	1	1	0	0	0	0
How, N17	12	2-3	.667	0-1	.000	0-1	.000	0-1-1	3	1	5	0	0	4
LHU, N20	13	1-3	.333	0-2	.000	0-2	.000	0-3-3	1	0	1	0	0	2
vs. TT, N25	13	2-5	.400	1-2	.000	0-0	.000	0-1-1	2	1	0	0	0	5
vs. Stan, N26	10	0-3	.000	0-2	.000	0-0	.000	0-0-0	0	0	0	0	0	0
vs. Duq, N30	11	2-4	.500	0-2	.000	0-0	.000	0-3-3	1	1	0	0	0	4
PSU, D3	25	2-3	.667	0-1	.000	1-2	.500	0-3-3	3	1	0	0	0	5
LMU, D6	17	1-6	.167	0-1	.000	0-1	.000	0-0-0	2	7	0	0	0	2
YSU, D14	19	4-6	.667	1-1	1.000	0-0	.000	0-1-1	2	2	1	1	1	9
vs. Cin, D17	6	0-1	.000	0-0	.000	0-0	.000	0-0-0	1	1	1	0	0	0
CalPoly, D21	16	2-4	.500	0-1	.000	0-0	.000	0-2-2	1	3	3	0	1	4
Albany, D31	9	1-3	.333	0-0	.000	0-2	.000	1-2-3	2	0	0	0	0	2
at NCS, J4	14	2-3	.667	1-2	.500	0-0	.000	0-1-1	2	1	1	0	0	5
Md, J6	18	3-4	.750	2-2	1.000	0-0	.000	0-0-0	0	2	1	0	0	8
WFU, J11	17	0-4	.000	0-2	.000	0-0	.000	0-1-1	1	4	0	0	0	0
at GT, J14	12	1-1	1.000	0-0	.000	0-0	.000	0-1-1	2	0	1	0	0	2
at Syr, J18	5	0-0	.000	0-0	.000	0-0	.000	0-0-0	1	0	1	0	0	0
Clem, J21	15	4-4	1.000	2-2	1.000	0-0	.000	0-0-0	5	3	0	0	0	10
at Md, J25	9	0-2	.000	0-0	.000	0-2	.000	1-0-1	1	0	0	0	1	0
Duke, J27	13	1-3	.333	0-1	.000	0-0	.000	0-1-1	2	2	0	0	0	2
Virginia, F2	12	0-0	.000	0-0	.000	0-0	.000	0-2-2	2	0	1	0	1	0
at Miami, F5														
VaTech, F8														
Syr, F12														
at UNC, F15														
FSU, F23														
at BC, F26														
at ND, M1														
NCS, M3														
at Clem, M8														

### CAREER HIGHS

Points: 11, Savannah State, 11/8/13.  
 FG made: 4, three times- Clemson, 1/21/14; Youngstown State, 12/14/13; Savannah State, 11/8/13.  
 FG attempts: 6, three times- Youngstown State, 12/14/13; Loyola Marymount, 12/6/13; Savannah State, 11/8/13.  
 3FG Made: 3, Savannah State, 11/8/13.  
 3FG attempts: 3, Savannah State, 11/8/13.  
 FT made: 1, Penn State, 12/3/13.  
 FT attempts: 2, four times.  
 Rebounds: 3, four times- Albany, 12/31/13; Penn State, 12/3/13; vs. Duquesne, 11/30/13; Lehigh, 11/20/13.  
 Off. Rebs.: 1, two times.  
 Def. Rebs.: 3, three times- Penn State, 12/3/13; vs. Duquesne, 11/30/13; Lehigh, 11/20/13.  
 Assists: 7, Loyola Marymount, 12/6/13.  
 Steals: 1, two times- Youngstown State, 12/14/13; Savannah State, 11/8/13.  
 Blocks: 1, Youngstown State, 12/14/13.  
 Minutes: 25, Penn State, 12/3/13.


### CAREER/SEASON NUMBERS

Double-Doubles: ..... 0/0  
 Points-Rebounds: ..... 0/0  
 Points-Assists: ..... 0/0  
 20+ point games: ..... 0/0  
 10+ point games: ..... 2/2  
 10+ rebound games: ..... 0/0  
 5+ rebound games: ..... 0/0  
 10+ assist games: ..... 0/0  
 5+ assist games: ..... 1/1  
 30+ minute games: ..... 0/0  
 40+ minute games: ..... 0/0

## NEWKIRK'S CAREER STATISTICS

### OVERALL STATISTICS

SEASON	TEAM	GP-GS	MIN	TOTAL		3-POINTERS		FT-FTA		REBOUNDS		PF-FO	A	TO	BLK	ST	PTS-AVG	
				FG-FGA	PCT	FG-FGA	PCT	PCT	PCT	OFF-DEF	TOT-AVG							
2013-14	Pitt	22-0	305	32	72	10	26	1	10	3	24	27	36	34	20	1	5	75
	<b>Totals</b>	<b>22-0</b>	<b>305</b>	<b>32</b>	<b>72</b>	<b>10</b>	<b>26</b>	<b>1</b>	<b>10</b>	<b>3</b>	<b>24</b>	<b>27</b>	<b>36</b>	<b>34</b>	<b>20</b>	<b>1</b>	<b>5</b>	<b>75</b>



# II • DERRICK RANDALL

FORWARD • 6-9 • 240 • JR • TR • BROOKLYN, N.Y./RUTGERS/SOUTH KENT PREP (CONN.)

**2013-14**

- Rutgers transfer who was granted immediate eligibility by the NCAA.
- Played in all 22 games with one start at center (season opener vs. Savannah State, 11/8).
- Registered one double-double (Savannah State) and reached double figure scoring in two games on year.
- Grabbed five or more rebounds in six games.
- Blocked at least one shot in eight games.
- Scored 11 points (5-7 FG) with seven rebounds vs. Youngstown State, 12/14.
- Finished with seven points and six rebounds (four offensive) in only 12 minutes of action vs. Fresno State, 11/12.
- Totaled first career double-double with career-highs of 12 points (5-7 FG) and 12 rebounds (nine offensive) in a 20-minute start, season opener and Pitt debut vs. Savannah State, 11/8.

Opp./Date	Min	Total		3-pt		FT		Reb						
		FG-A	Pct	M-A	Pct	M-A	Pct	O-D-T	PF	A	TO	Blk	Stl	Pts
SavSt, N8	*20	5-7	.714	0-0	.000	2-4	.500	9-3-12	4	0	2	1	0	12
FresSt, N12	12	3-5	.600	0-0	.000	1-2	.500	4-2-6	3	0	0	1	0	7
How, N17	21	0-1	.000	0-0	.000	0-0	.000	1-6-7	4	0	1	1	1	0
LHU, N20	15	1-2	.500	0-0	.000	1-2	.500	2-2-4	3	0	1	2	1	3
vs. TT, N25	18	0-3	.000	0-0	.000	0-2	.000	2-3-5	2	0	0	1	0	0
vs. Stan, N26	9	0-1	.000	0-0	.000	0-0	.000	1-0-1	4	0	0	0	0	0
vs. Duq, N30	6	0-0	.000	0-0	.000	0-0	.000	0-3-3	2	0	0	0	0	0
PSU, D3	6	1-1	1.000	0-0	.000	2-2	1.000	0-0-0	1	0	0	0	0	4
LMU, D6	15	1-2	.500	0-0	.000	0-0	.000	2-3-5	0	0	1	1	0	2
YSU, D14	14	5-7	.714	0-0	.000	1-3	.333	3-4-7	0	0	0	0	1	11
vs. Cin, D17	6	0-1	.000	0-0	.000	0-0	.000	0-1-1	2	0	0	0	0	0
CalPoly, D21	14	0-1	.000	0-0	.000	0-0	.000	2-1-3	0	0	1	0	0	0
Albany, D31	6	1-2	.500	0-0	.000	0-0	.000	0-1-1	0	0	0	0	1	2
at NCS, J4	9	0-0	.000	0-0	.000	0-0	.000	0-0-0	1	0	1	0	1	0
Md, J6	7	1-1	1.000	0-0	.000	0-0	.000	0-2-2	0	0	0	0	0	2
WFU, J11	6	0-0	.000	0-0	.000	1-2	.500	0-0-0	3	0	0	0	1	1
at GT, J14	8	2-3	.667	0-0	.000	1-2	.500	1-0-1	2	0	0	1	0	5
at Syr, J18	3	0-2	.000	0-0	.000	0-0	.000	1-0-1	0	1	0	0	1	0
Clem, J21	15	1-1	1.000	0-0	.000	0-0	.000	0-0-0	2	0	1	1	0	2
at Md, J25	6	1-1	1.000	0-0	.000	1-1	.500	1-1-2	2	0	1	0	0	2
Duke, J27	6	0-1	.000	0-0	.000	0-0	.000	0-1-1	0	0	0	0	0	0
Virginia, F2	2	0-0	.000	0-0	.000	1-2	.500	0-0-0	0	0	0	0	0	1
at Miami, F5														
VaTech, F8														
Syr, F12														
at UNC, F15														
FSU, F23														
at BC, F26														
at ND, M1														
NCS, M3														
at Clem, M8														

**COLLEGIATE CAREER HIGHS**

Points: 12, Savannah State, 11/8/13.  
 FG made: 5, two times- Youngstown State, 12/14/13; Savannah State, 11/8/13.  
 FG attempts: 7, two times- Youngstown State, 12/14/13; Savannah State, 11/8/13.  
 3FG Made: None.  
 3FG attempts: None.  
 FT made: 3, two times- last at Pittsburgh, 1/11/12.  
 FT attempts: 5, at Georgetown, 3/2/13.  
 Rebounds: 12, Savannah State, 11/8/13.  
 Off. Rebs.: 9, Savannah State, 11/8/13.  
 Def. Rebs.: 6, Howard, 11/17/13.  
 Assists: 1, four times, last- at Syracuse, 1/18/14.  
 Steals: 2, two times, last- Villanova, 2/18/13.  
 Blocks: 3, two times, last- Marquette, 3/5/13.  
 Minutes: 25, two times, last- at Pittsburgh, 1/11/12.

**2013-14 SEASON HIGHS**

Points: 12, Savannah State, 11/8.  
 Rebounds: 12, Savannah State, 11/8.  
 Assists: 1, at Syracuse, 1/18.  
 Steals: 1, three times.  
 Blocks: 2, Lehigh, 11/20.  
 Minutes: 21, Howard, 11/17.

**CAREER/SEASON NUMBERS**

Double-Doubles: ..... 1/1  
 Points-Rebounds: ..... 1/1  
 Points-Assists: ..... 0/0  
 20+ point games: ..... 0/0  
 10+ point games: ..... 2/2  
 10+ rebound games: ..... 1/1  
 5+ rebound games: ..... 6/6  
 10+ assist games: ..... 0/0  
 5+ assist games: ..... 0/0  
 30+ minute games: ..... 0/0  
 40+ minute games: ..... 0/0

## RANDALL'S CAREER STATISTICS

**OVERALL STATISTICS**

SEASON	TEAM	GP-GS	MIN	TOTAL		3-POINTERS		FT-FTA		REBOUNDS		PF-FO	A	TO	BLK	ST	PTS-AVG							
				FG-FGA	PCT	FG-FGA	PCT	PCT	OFF-DEF	TOT-AVG														
2011-12	Rutgers	31-10	349	32	57	.561	0	0	.000	14	23	.609	34	39	73	2.4	43	0	3	18	12	10	78	2.5
2012-13	Rutgers	26-0	212	20	40	.500	0	0	.000	14	21	.667	24	14	38	1.5	27	0	0	8	10	9	54	2.1
	<b>RU Totals</b>	<b>57-10</b>	<b>561</b>	<b>52</b>	<b>97</b>	<b>.535</b>	<b>0</b>	<b>0</b>	<b>.000</b>	<b>28</b>	<b>44</b>	<b>.636</b>	<b>58</b>	<b>53</b>	<b>111</b>	<b>1.9</b>	<b>70</b>	<b>0</b>	<b>3</b>	<b>26</b>	<b>22</b>	<b>19</b>	<b>132</b>	<b>2.3</b>
2013-14	Pitt	22-1	224	22	42	.524	0	0	.000	10	21	.476	29	33	62	2.8	36	0	1	9	9	7	54	2.5
	<b>Pitt Totals</b>	<b>22-1</b>	<b>224</b>	<b>22</b>	<b>42</b>	<b>.524</b>	<b>0</b>	<b>0</b>	<b>.000</b>	<b>10</b>	<b>21</b>	<b>.476</b>	<b>29</b>	<b>33</b>	<b>62</b>	<b>2.8</b>	<b>36</b>	<b>0</b>	<b>1</b>	<b>9</b>	<b>9</b>	<b>7</b>	<b>54</b>	<b>2.5</b>





# I • JAMEL ARTIS

FORWARD • 6-7 • 230 • FR • HS • BALTIMORE, MD./NOTRE DAME PREP

### 2013-14

- Played in all 22 games off the bench at power forward.
- Set career-highs for points (11), field goal attempts (7), free throws and attempts (5-7), rebounds (7) and minutes played (24) vs. Virginia, 2/2.
- Finished with eight points (2-3 3FG) vs. Duke, 1/27.
- Scored eight points, all in the first half on 2-5 FG and a career-high tying 4-4 free throws with six rebounds at Maryland, 1/25.
- Finished with eight points (4-6 FG) with a career-high seven rebounds vs. Loyola Marymount, 12/6.
- Scored seven points, hit three jumpers (3-5 FG) and grabbed three rebounds in a career-high 20 minutes vs. Lehigh, 11/20.
- Finished with a career-high nine points (3-3 FG), hit 3-4 free throws with five rebounds vs. Fresno State, 11/12.

### 2013-14 GAME-BY-GAME

Opp./Date	Min	Total		3-pt		FT		Reb						
		FG-A	Pct	M-A	Pct	M-A	Pct	O-D-T	PF	A	TO	Blk	Stl	Pts
SavSt, N8	16	0-2	.000	0-1	.000	4-6	.667	3-2-5	2	1	0	0	0	4
FresSt, N12	16	3-3	1.000	0-0	.000	3-4	.750	2-3-5	2	0	0	0	0	9
How, N17	17	3-6	.500	0-0	.000	2-2	1.000	1-1-2	2	2	1	0	0	8
LHU, N20	20	3-5	.600	1-1	1.000	0-0	.000	1-2-3	2	0	1	0	0	7
vs. TT, N25	16	2-5	.400	0-1	.000	0-0	.000	1-2-3	1	2	2	0	0	4
vs. Stan, N26	15	1-1	1.000	1-1	1.000	2-2	1.000	0-4-4	0	0	0	1	0	5
vs. Duq, N30	15	3-5	.600	0-0	.000	0-0	.000	2-2-4	0	0	0	0	0	6
PSU, D3	5	1-2	.000	0-0	.000	1-2	.500	0-1-1	2	1	0	0	0	3
LMU, D6	17	4-6	.667	0-0	.000	0-1	.000	3-4-7	2	0	1	1	0	8
YSU, D14	20	2-4	.500	1-1	1.000	0-0	.000	1-2-3	2	2	1	0	0	5
vs. Cin, D17	10	0-1	.000	0-1	.000	2-2	1.000	0-1-1	1	0	0	0	0	2
CalPoly, D21	18	0-2	.000	0-0	.000	2-2	1.000	1-3-4	1	2	2	0	0	2
Albany, D31	15	1-2	.500	0-0	.000	0-0	.000	0-2-2	0	0	1	2	0	2
at NCS, J4	17	2-4	.500	0-1	.000	2-2	1.000	1-0-1	1	0	1	0	0	6
Md, J6	10	2-3	.667	0-0	.000	0-1	.000	1-2-3	3	0	2	0	0	4
WFU, J11	12	0-0	.000	0-0	.000	0-0	.000	1-2-3	2	1	3	0	0	0
at GT, J14	13	2-3	.667	0-0	.000	0-1	.000	2-0-2	1	0	1	0	0	4
at Syr, J18	16	1-3	.333	0-0	.000	0-0	.000	1-1-2	1	0	1	0	0	2
Clem, J21	18	0-2	.000	0-1	.000	2-2	1.000	0-4-4	3	1	0	0	0	2
at Md, J25	16	2-5	.400	0-1	.000	4-4	1.000	2-4-6	1	0	1	0	0	8
Duke, J27	12	2-4	.500	2-3	.667	2-2	1.000	1-1-2	0	0	0	1	0	8
Virginia, F2	24	3-7	.429	0-0	.000	5-7	.714	3-4-7	0	1	0	0	0	11
at Miami, F5														
VaTech, F8														
Syr, F12														
at UNC, F15														
FSU, F23														
at BC, F26														
at ND, M1														
NCS, M3														
at Clem, M8														

### CAREER HIGHS

Points: 11, Virginia, 2/2/14.  
 FG made: 4, Loyola Marymount, 12/6/13.  
 FG attempts: 7, Virginia, 2/2/14.  
 3FG Made: 2, Duke, 1/27/14.  
 3FG attempts: 3, Duke, 1/27/14.  
 FT made: 5, Virginia, 2/2/14.  
 FT attempts: 7, Virginia, 2/2/14.  
 Rebounds: 7, two times- Virginia, 2/2/14; Loyola Marymount, 12/6/13.  
 Off. Rebs.: 3, three times- Virginia, 2/2/14; Loyola Marymount, 12/6/13; Savannah State, 11/8/13.  
 Def. Rebs.: 4, five times- Virginia, 2/2/14; at Maryland, 1/25/14; Clemson, 1/21/14; Loyola Marymount, 12/6/13; Stanford, 11/26/13.  
 Assists: 2, three times- Youngstown State, 12/14/13; vs. Texas Tech, 11/25/13; Howard, 11/17/13.  
 Steals: None.  
 Blocks: 2, Albany, 12/31/13.  
 Minutes: 24, Virginia, 2/2/14.


### CAREER/SEASON NUMBERS

Double-Doubles: ..... 0/0  
 Points-Rebounds: ..... 0/0  
 Points-Assists: ..... 0/0  
 20+ point games: ..... 0/0  
 10+ point games: ..... 1/1  
 10+ rebound games: ..... 0/0  
 5+ rebound games: ..... 5/5  
 10+ assist games: ..... 0/0  
 5+ assist games: ..... 0/0  
 30+ minute games: ..... 0/0  
 40+ minute games: ..... 0/0

## ARTIS' CAREER STATISTICS

### OVERALL STATISTICS

SEASON	TEAM	GP-GS	MIN	TOTAL		3-POINTERS		FT		REBOUNDS		PF	FO	A	TO	BLK	ST	PTS	AVG		
				FG	PCT	FG	PCT	FT	PCT	OFF	DEF									TOT	AVG
2013-14	Pitt	22-0	338	37	.493	5	.417	31	.775	27	47	74	3.4	29	0	13	18	5	0	110	5.0
	<b>Totals</b>	<b>22-0</b>	<b>338</b>	<b>37</b>	<b>.493</b>	<b>5</b>	<b>.417</b>	<b>31</b>	<b>.775</b>	<b>27</b>	<b>47</b>	<b>74</b>	<b>3.4</b>	<b>29</b>	<b>0</b>	<b>13</b>	<b>18</b>	<b>5</b>	<b>0</b>	<b>110</b>	<b>5.0</b>



# 2 • MICHAEL YOUNG

GUARD • 6-8 • 245 • FR • HS • DUQUESNE, PA./ST. BENEDICT'S PREP (N.J.)

### 2013-14

- Started all 22 games at power forward.
- Reached double figure scoring in four games on year.
- Converted 16 consecutive free throws from 11/30-12/17.
- Scored eight points (3-6 FG), hit 3-pointer and grabbed four rebounds vs. Virginia, 2/2.
- Registered nine points with seven rebounds vs. Duke, 1/27.
- Scored a career-high 13 points (4-7 FG), hit a 3-pointer at NC State, 1/4.
- Finished with 10 points, hit a career-high 6-6 free throws, grabbed seven rebounds (five offensive) and dished out a career-high three assists vs. Youngstown State, 12/14.
- Scored 10 points (5-8 FG) with seven rebounds vs. Loyola Marymount, 12/6.
- Hit a career-high 6-6 free throws vs. Penn State, 12/3.
- Scored a career-high 11 points (4-4 FG), hit first career 3-pointer vs. Howard, 11/17.
- Grabbed nine rebounds (six offensive) and scored six points vs. Fresno State, 11/12.
- Scored nine points (3-4 FG), hit 3-4 free throws, grabbed eight

Opp./Date	Min	Total		3-pt		FT		Reb				Stl	Pts
		FG-A	Pct	M-A	Pct	M-A	Pct	O-D-T	PF	A	TO		
SavSt, N8 *28	3-4	.750	0-0	.000	3-4	.750	1-7-8	2	0	1	2	1	9
FresSt, N12 *17	2-5	.400	0-0	.000	2-3	.667	6-3-9	0	2	1	0	0	6
How, N17 *23	4-4	1.000	1-1	1.000	2-2	1.000	1-1-2	1	2	0	1	1	11
LHU, N20 *19	1-4	.250	1-3	.333	0-0	.000	0-3-3	2	2	0	0	0	3
vs. TT, N25 *18	1-3	.333	0-1	.000	4-4	1.000	2-1-3	1	0	0	0	0	6
vs. Stan, N26*19	1-3	.333	0-0	.000	4-5	.800	2-1-3	3	0	1	0	0	6
vs. Duq, N30*18	0-4	.000	0-1	.000	2-2	1.000	2-4-6	5	0	1	0	0	2
PSU, D3 *16	0-5	.000	0-0	.000	6-6	1.000	3-4-7	1	0	1	0	0	6
LMU, D6 *22	5-8	.625	0-1	.000	0-0	.000	2-5-7	2	2	1	0	0	10
YSU, D14 *19	2-5	.400	0-1	.000	6-6	1.000	5-2-7	0	3	1	0	1	10
vs. Cin, D17 *30	1-4	.250	0-1	.000	2-4	.500	2-5-7	0	2	1	1	1	4
CalPoly, D21*16	0-3	.000	0-0	.000	0-0	.000	2-0-2	0	0	1	0	0	0
Albany, D31 *22	2-5	.400	0-0	.000	1-2	.500	1-5-6	0	0	1	1	1	5
at NCS, J4 *25	4-7	.571	1-1	1.000	4-4	1.000	1-1-2	1	1	1	0	0	13
Md, J6 *18	1-3	.333	0-1	.000	1-2	.500	1-1-2	1	0	0	0	0	3
WFU, J11 *14	2-3	.667	0-0	.000	0-0	.000	0-1-1	4	1	0	1	1	4
at GT, J14 *28	1-4	.250	0-0	.000	4-4	1.000	3-4-7	3	2	1	0	1	6
at Syr, J18 *21	1-4	.250	0-0	.000	4-6	.667	3-2-5	3	1	2	0	0	6
Clem, J21 *21	1-5	.200	0-1	.000	0-0	.000	0-3-3	1	1	1	0	0	2
at Md, J25 *28	1-1	1.000	0-0	.000	0-0	.000	0-5-5	2	0	2	0	1	2
Duke, J27 *27	3-7	.429	1-1	1.000	2-2	1.000	3-4-7	1	0	1	1	0	9
Virginia, F2 *24	3-6	.500	1-3	.333	1-2	.500	2-2-4	1	0	2	1	0	8
at Miami, F5													
VaTech, F8													
Syr, F12													
at UNC, F15													
FSU, F23													
at BC, F26													
at ND, M1													
NCS, M3													
at Clem, M8													

- rebounds and blocked two shots in season opener/freshman debut vs. Savannah State, 11/8.
- Became one of only 14 freshman in school history to start in his first game on opening day.

CAREER/SEASON NUMBERS	
Double-Doubles:	0/0
Points-Rebounds:	0/0
Points-Assists:	0/0
20+ point games:	0/0
10+ point games:	4/4
10+ rebound games:	0/0
5+ rebound games:	11/11
10+ assist games:	0/0
5+ assist games:	0/0
30+ minute games:	1/1
40+ minute games:	0/0

CAREER HIGHS	
Points:	13, at NC State, 1/4/14.
FG made:	5, Loyola Marymount, 12/6/13.
FG attempts:	8, Loyola Marymount, 12/6/13.
3FG Made:	1, five times- Virginia, 2/2/14; Duke, 1/27/14; at NC State, 1/4/14; Lehigh, 11/20/13; Howard, 11/17/13.
3FG attempts:	3, two times- Virginia, 2/2/14; Lehigh, 11/20/13.
FT made:	6, two times- Youngstown State, 12/14/13; Penn State, 12/3/13.
FT attempts:	6, three times- at Syracuse, 1/18/14; Youngstown State, 12/14/13; Penn State, 12/3/13.
Rebounds:	9, Fresno State, 11/12/13.
Off. Rebs.:	6, Fresno State, 11/12/13.
Def. Rebs.:	7, Savannah State, 11/8/13.
Assists:	3, Youngstown State, 12/14/13.
Steals:	1, seven times.
Blocks:	2, Savannah State, 11/8/13.
Minutes:	30, vs. Cincinnati, 12/17/13.

## YOUNG'S CAREER STATISTICS

SEASON	TEAM	GP-GS	MIN	OVERALL STATISTICS								PF-FO	A	TO	BLK	ST	PTS-AVG							
				TOTAL		3-POINTERS		FT-FTA		REBOUNDS														
				FG-FGA	PCT	FG-FGA	PCT	FT-FTA	PCT	OFF-DEF	TOT-AVG													
2013-14	Pitt	22-22	473	39	97	.402	5	16	.313	48	58	.828	42	64	106	4.8	34	1	19	20	8	8	131	6.0
	<b>Totals</b>	<b>22-22</b>	<b>473</b>	<b>39</b>	<b>97</b>	<b>.402</b>	<b>5</b>	<b>16</b>	<b>.313</b>	<b>48</b>	<b>58</b>	<b>.828</b>	<b>42</b>	<b>64</b>	<b>106</b>	<b>4.8</b>	<b>34</b>	<b>1</b>	<b>19</b>	<b>20</b>	<b>8</b>	<b>8</b>	<b>131</b>	<b>6.0</b>



# 15 • ARON NWANKWO

FORWARD • 6-7 1/2 • 215 • JR\* • 2L • BALTIMORE, MD./BALTIMORE CITY COLLEGE H.S.

**CAREER**

- Walk-on neuroscience major.
- Played in 22 games and 35 minutes in his career.
- Redshirted the 2012-13 season.

**2013-14**

- Played in seven games and 12 minutes off the bench at power forward.
- Scored a career-high five points (2-2 FG), hit first career 3-pointer and grabbed a rebound vs. Howard, 11/17.

Opp./Date	Min	Total		3-pt		FT		Reb								
		FG-A	Pct	M-A	Pct	M-A	Pct	O-D-T	PF	A	TO	Blk	Stl	Pts		
SavSt, N8	-	-	-	-	-	-	-	-	-	-	-	-	-	-	-	-
FresSt, N12	1	0-1	.000	0-0	.000	0-0	.000	0-0-0	0	0	0	0	0	0	0	0
How, N17	3	2-2	1.000	1-1	1.000	0-0	.000	1-0-1	1	0	0	0	0	0	5	
LHU, N20	3	0-0	.000	0-0	.000	0-0	.000	1-1-2	0	0	0	0	0	0	0	
vs. TT, N25	2	0-1	.000	0-0	.000	0-0	.000	0-0-0	0	0	0	0	0	0	0	
vs. Stan, N26	1	0-0	.000	0-0	.000	0-0	.000	0-0-0	0	0	0	0	0	0	0	
vs. Duq, N30	-	-	-	-	-	-	-	-	-	-	-	-	-	-	-	
PSU, D3	-	-	-	-	-	-	-	-	-	-	-	-	-	-	-	
LMU, D6	1	1-1	1.000	0-0	.000	0-0	.000	0-0-0	1	0	0	0	0	0	2	
YSU, D14	-	-	-	-	-	-	-	-	-	-	-	-	-	-	-	
vs. Cin, D17	-	-	-	-	-	-	-	-	-	-	-	-	-	-	-	
Cal-Poly, D21	-	-	-	-	-	-	-	-	-	-	-	-	-	-	-	
Albany, D31	-	-	-	-	-	-	-	-	-	-	-	-	-	-	-	
at NCS, J4	-	-	-	-	-	-	-	-	-	-	-	-	-	-	-	
Md, J6	-	-	-	-	-	-	-	-	-	-	-	-	-	-	-	
WFU, J11	-	-	-	-	-	-	-	-	-	-	-	-	-	-	-	
at GT, J14	-	-	-	-	-	-	-	-	-	-	-	-	-	-	-	
at Syr, J18	-	-	-	-	-	-	-	-	-	-	-	-	-	-	-	
Clem, J21	2	0	1	0	1	0	0	1-0-1	0	0	2	0	0	0	0	
at Md, J25	-	-	-	-	-	-	-	-	-	-	-	-	-	-	-	
Duke, J27	-	-	-	-	-	-	-	-	-	-	-	-	-	-	-	
Virginia, F2	-	-	-	-	-	-	-	-	-	-	-	-	-	-	-	
at Miami, F5	-	-	-	-	-	-	-	-	-	-	-	-	-	-	-	
VaTech, F8	-	-	-	-	-	-	-	-	-	-	-	-	-	-	-	
Syr, F12	-	-	-	-	-	-	-	-	-	-	-	-	-	-	-	
at UNC, F15	-	-	-	-	-	-	-	-	-	-	-	-	-	-	-	
FSU, F23	-	-	-	-	-	-	-	-	-	-	-	-	-	-	-	
at BC, F26	-	-	-	-	-	-	-	-	-	-	-	-	-	-	-	
at ND, M1	-	-	-	-	-	-	-	-	-	-	-	-	-	-	-	
NCS, M3	-	-	-	-	-	-	-	-	-	-	-	-	-	-	-	
at Clem	-	-	-	-	-	-	-	-	-	-	-	-	-	-	-	

**CAREER HIGHS**

Points: 5, Howard, 11/17/13.  
 FG made: 2, Howard, 11/17/13.  
 FG attempts: 2, Howard, 11/17/13.  
 3FG Made: 1, Howard, 11/17/13.  
 3FG attempts: 1, Howard, 11/17/13.  
 FT made: 1, Delaware State, 12/8/10.  
 FT attempts: 2, Delaware State, 12/8/10.  
 Rebounds: 2, three times, last-Lehigh, 11/20/13.  
 Off. Rebs.: 1, five times.  
 Def. Rebs.: 1, four times.  
 Assists: 1, North Florida, 11/13/10.  
 Steals: None.  
 Blocks: None.  
 Minutes: 3, two times-Lehigh, 11/20/13; Howard, 11/17/13.

**2013-14 SEASON HIGHS**

Points: 5, Howard, 11/17.  
 Rebounds: 2, Lehigh, 11/20.  
 Assists: None.  
 Steals: None.  
 Blocks: None.  
 Minutes: 3, two times-Lehigh, 11/20; Howard, 11/17.

**CAREER/SEASON NUMBERS**

Double-Doubles: ..... 0/0  
 Points-Rebounds: ..... 0/0  
 Points-Assists: ..... 0/0  
 20+ point games: ..... 0/0  
 10+ point games: ..... 0/0  
 10+ rebound games: ..... 0/0  
 5+ rebound games: ..... 0/0  
 10+ assist games: ..... 0/0  
 5+ assist games: ..... 0/0  
 30+ minute games: ..... 0/0  
 40+ minute games: ..... 0/0

## NWANKWO'S CAREER STATISTICS

**OVERALL STATISTICS**

SEASON	TEAM	GP-GS	MIN	TOTAL		3-POINTERS		FT-FTA		REBOUNDS			PF-FQ	A	TO	BLK	ST	PTS-AVG						
				FG-FGA	PCT	FG-FGA	PCT	PCT	PCT	OFF-DEF	TOT-AVG													
2010-11	Pitt	10-0	15	0	4	.000	0	0	.000	1	2	.500	1	2	3	0.3	1	0	1	0.1				
2011-12	Pitt	5-0	8	0	2	.000	0	0	.000	0	0	.000	2	1	3	0.6	1	0	0	0.0				
2012-13	Pitt									Redshirted 2012-13 season														
2013-14	Pitt	7-0	12	3	6	.500	1	2	.500	0	0	.000	3	1	4	0.6	2	0	0	2	1	0	7	1.0
<b>Totals</b>		<b>22-0</b>	<b>35</b>	<b>3</b>	<b>12</b>	<b>.250</b>	<b>1</b>	<b>2</b>	<b>.500</b>	<b>1</b>	<b>2</b>	<b>.500</b>	<b>6</b>	<b>4</b>	<b>10</b>	<b>0.5</b>	<b>4</b>	<b>0</b>	<b>1</b>	<b>3</b>	<b>1</b>	<b>0</b>	<b>8</b>	<b>0.4</b>



## 1 PITT 88, SAVANNAH STATE 55

November 8, 2013 • Petersen Events Center • Pittsburgh, Pa.

Six Pitt players reached double figure scoring as Pitt registered a 33-point season opening victory (88-55) against Savannah State...Pitt jumped out to a 19-2 lead in the game's first seven minutes as it built a 40-13 halftime advantage...Savannah State's 13 first-half points tied for the third-fewest points allowed by a Pitt opponent in school history...In the first half alone, Pitt held Savannah State to 17.4 percent (4-23) shooting and forced the Tigers into 12 turnovers...Making his Pitt debut, transfer Derrick Randall notched collegiate bests for points (12) and rebounds (12)...Also making their Pitt debuts were freshmen Josh Newkirk (3-3 3FG) and Michael Young...Young became just the 14th freshman in school history to start a season opening game...Pitt won its 17th consecutive season opener...Pitt improved to 181-22 overall in the PEC and 102-3 in non-conference games at the PEC...Pitt opened its 107th season of men's basketball.

### SAVANNAH STATE 55 (0-1)

Player	tot-fg		3-pt		rebounds			pf	tp	a	to	blk	s	min		
	fg	fga	fg	fga	of	dc	tot									
Joshua Montgomery-f	4	8	0	2	0	0	2	2	4	0	0	4	1	2	17	
Jyles Smith-f	4	8	0	0	1	4	2	6	3	8	0	1	0	0	20	
Deven Williams-g	1	6	1	5	2	2	0	1	2	5	2	2	0	0	21	
Terel Hall-g	1	2	0	0	0	0	0	0	4	2	1	1	0	0	13	
Jeremiah Hill-g	3	9	2	8	2	3	0	4	4	2	10	3	1	0	25	
Alante Fenner	4	10	0	2	3	4	2	0	2	2	11	1	1	0	24	
Saadig Muhammad	2	6	0	0	1	2	1	2	3	5	5	0	1	1	21	
Javaris Jenkins	1	4	1	2	0	0	3	1	4	1	3	0	0	0	8	
Patrick Hendley	0	0	0	0	0	0	0	0	0	0	0	0	0	0	5	
Stephen Wilson	0	1	0	0	0	0	0	0	0	0	0	0	0	0	3	
Keierre Richards	3	8	1	1	0	0	1	0	1	7	2	1	0	0	26	
Angelo Davis	0	0	0	0	0	0	0	0	0	1	0	0	0	0	3	
Hikeem Champaigne	1	5	0	0	2	2	3	0	3	2	4	0	1	1	14	
TEAM							2	0	2							
Totals.....	20	64	5	20	10	14	16	12	28	27	55	9	17	3	6	200

Percentages: FG%: 31.3%; 3FG%: 25.0%; FT%: 71.4%.

### PITT 88 (1-0)

Player	tot-fg		3-pt		rebounds			pf	tp	a	to	blk	s	min		
	fg	fga	fg	fga	of	dc	tot									
Michael Young-f	3	4	0	0	3	4	1	7	3	2	9	0	1	2	1	28
Lamar Patterson-f	3	7	0	1	5	6	2	5	7	2	11	7	4	1	0	21
Derrick Randall-c	5	7	0	0	2	4	9	3	12	4	12	0	2	1	0	20
James Robinson-g	2	3	1	1	8	8	0	5	5	3	13	2	2	0	2	24
Cameron Wright-g	4	10	0	1	2	4	0	0	0	2	10	2	2	0	2	27
Jamel Artis	0	2	0	1	4	6	3	2	5	2	4	1	0	0	0	16
Durand Johnson	3	8	3	6	3	4	0	6	6	2	12	0	2	1	1	19
Chris Jones	0	2	0	1	2	2	0	0	0	1	2	0	0	0	0	16
Josh Newkirk	4	6	3	3	0	0	0	2	2	1	11	4	3	0	1	24
Joshua Ko	2	2	0	0	0	0	0	0	0	0	4	0	0	0	2	
Mike Lecak	0	1	0	1	0	0	0	0	0	2	0	0	0	0	3	
TEAM							1	1	2							
Totals.....	26	52	7	15	29	38	16	31	47	21	88	16	16	5	7	200

Percentages: FG%: 50.0%; 3FG%: 46.7%; FT%: 76.3%.

Officials: Les Jones (R), Tony Dawkins, Anthony Franklin; Technical fouls: None; Attendance: 9235.

Score by Periods	1st	2nd	Total
	Savannah State	13	42
Pitt	40	48	88

## 3 PITT 84, HOWARD 52

November 17, 2013 • Petersen Events Center • Pittsburgh, Pa.

Pitt set a school-record for field goal percentage in a half as it converted 81 percent (17-21) of its first half shots in jumping out to a 48-24 halftime lead against Howard in the Progressive Legends Classic...The Panthers built leads of 18-1 (13:18 left) and 23-8 (9:42 to go) as they also hit 6-8 first half 3-point attempts...Lamar Patterson, who led Pitt with 16 points and 4-4 3-point shooting in the first half alone, registered his second career 20-point game...Michael Young finished with a career-high 11 points...Pitt improved to 26-0 all-time vs. MEAC opponents.

### HOWARD 52 (2-3)

Player	tot-fg		3-pt		rebounds			pf	tp	a	to	blk	s	min		
	fg	fga	fg	fga	of	dc	tot									
Prince Okoroh-f	1	5	0	1	3	4	2	1	3	3	5	0	2	1	1	23
Solomon Mangham-f	4	6	2	4	0	0	1	2	3	3	10	0	2	1	0	27
Oliver Ellison-c	1	1	0	0	0	0	1	3	4	2	2	0	1	3	2	20
Ausar Madison-g	0	0	0	0	2	2	1	0	1	1	2	1	1	0	0	11
James Daniel-g	6	20	5	12	5	6	0	1	1	2	22	1	3	1	1	36
Kofi Andoh	0	1	0	0	0	0	0	1	1	1	0	0	0	0	1	6
Marcel Boyd	2	3	0	0	1	2	0	1	1	2	5	2	3	0	0	26
Keon Hill	1	5	0	1	0	1	1	1	2	1	2	5	2	0	0	17
Damon Collins	2	6	0	0	0	0	2	2	4	2	4	1	2	0	1	23
Jared Norsworthy	0	0	0	0	0	0	0	0	0	0	0	0	0	0	1	
Tyler Stone	0	0	0	0	0	0	0	1	1	2	0	0	2	0	7	
TEAM							3	0	3							
Totals.....	17	47	7	18	11	15	11	13	24	19	52	10	18	5	5	200

Percentages: FG%: 36.2%; 3FG%: 38.9%; FT%: 73.3%.

### PITT 84 (3-0)

Player	tot-fg		3-pt		rebounds			pf	tp	a	to	blk	s	min		
	fg	fga	fg	fga	of	dc	tot									
Michael Young-f	4	4	1	1	2	2	1	1	2	1	11	2	0	1	1	23
Lamar Patterson-f	7	11	4	5	2	2	1	4	5	0	20	4	2	0	2	27
Talib Zanna-c	1	3	0	1	2	2	1	2	3	2	4	0	2	1	1	16
James Robinson-g	3	6	1	3	1	2	0	2	2	2	8	4	1	0	0	26
Cameron Wright-g	3	5	0	0	3	5	1	0	1	3	9	3	0	1	1	21
Jamel Artis	3	6	0	0	2	2	1	1	2	2	8	2	1	0	0	17
Durand Johnson	3	5	1	3	1	2	1	2	3	0	8	2	1	0	0	22
Derrick Randall	0	1	0	0	0	0	1	6	7	4	0	0	1	1	1	21
Chris Jones	1	3	0	0	5	5	3	1	4	0	7	0	0	0	0	10
Josh Newkirk	2	3	0	1	0	1	0	1	3	4	1	5	0	0	0	12
Aron Nwankwo	2	2	1	1	0	0	1	0	1	1	5	0	0	0	0	3
Joshua Ko	0	1	0	0	0	0	0	0	0	0	0	0	0	0	0	1
Mike Lecak	0	0	0	0	0	0	0	1	1	0	0	2	0	0	0	1
TEAM							1	0	1							
Totals.....	29	50	8	15	18	23	12	21	33	18	84	20	13	4	6	200

Percentages: FG%: 58.0%; 3FG%: 53.3%; FT%: 78.3%.

Officials: Dwayne Gladden (R), Robert Riley, Dave Deyong; Technical fouls: None; Attendance: 8349.

Score by Periods	1st	2nd	Total
	Howard	24	28
Pitt	48	36	84

## 2

## PITT 75, FRESNO STATE 54

November 12, 2013 • Petersen Events Center • Pittsburgh, Pa.

Pitt switched to a little-used 2-3 zone midway through the first half...Using the zone, the Panthers outscored Fresno State 20-3 following a 15-15 tie with 11:06 left to take a 35-18 at halftime advantage...Pitt ended the first half on a 13-0 run...Pitt outscored Fresno State by a plus-23 margin (48-25)...The Panthers finished with more defensive rebounds (30) than Fresno State registered total rebounds (25)...Pitt outscored Fresno State 52-14 in the paint...Talib Zanna notched his seventh career double-double with 19 points and 10 rebounds...Cameron Wright tied career-highs for points (13) and steals (four)...Pitt finished 0-11 from 3-point range, which set a school-record for worst 3-point field goal percentage in a game...Pitt won its 11th consecutive non-conference home game...Pitt improved to 103-3 all-time against non-conference opponents in the Petersen Events Center.

### FRESNO STATE 54 (1-1)

Player	tot-fg		3-pt		rebounds			pf	tp	a	to	blk	s	min		
	fg	fga	fg	fga	of	dc	tot									
Alex Davis-f	1	4	0	0	1	2	1	3	4	2	3	2	3	1	0	28
Paul Watson-f	8	12	0	2	2	4	1	4	5	4	18	1	3	0	1	26
Tyler Johnson-g	2	8	1	5	0	0	1	4	5	4	5	3	2	0	1	32
Cezar Guerrero-g	4	11	2	7	0	2	0	2	2	1	10	7	4	0	1	32
Marvelle Harris-g	1	7	1	3	2	2	0	2	2	3	5	2	0	0	0	31
Emmanuel Owootah	0	2	0	1	2	2	0	1	1	0	2	0	2	0	0	7
Karachi Edo	1	2	0	0	2	2	1	1	2	2	4	0	0	4	0	16
Michael Salazar	0	0	0	0	0	0	0	0	0	0	0	0	0	0	0	1
Broderick Newbill	0	0	0	0	0	0	0	0	0	0	0	0	0	0	0	1
Kyle Jackson	0	0	0	0	0	0	0	1	1	0	0	0	0	0	0	1
Allen Huddleston	2	5	2	5	1	2	0	0	0	1	7	0	1	0	0	25
TEAM							1	2	3							
Totals.....	19	51	6	23	10	16	5	20	25	17	54	15	15	5	3	200

Percentages: FG%: 37.3%; 3FG%: 26.1%; FT%: 62.5%.

### PITT 75 (2-0)

Player	tot-fg		3-pt		rebounds			pf	tp	a	to	blk
--------	--------	--	------	--	----------	--	--	----	----	---	----	-----

5

PITT 76, TEXAS TECH 53

November 25, 2013 • Barclays Center • Brooklyn, N.Y.

Lamar Patterson set career-highs for scoring (23 points) and steals (five) in leading the Panthers to a 23-point win over Texas Tech in the Progressive Legends Classic...Pitt jumped out to a quick start, taking an early 14-4 lead, then built it to 31-8 on a Josh Newkirk 3-pointer with 5:14 left in the first half...The Panthers led 41-18 at halftime...Pitt held Texas Tech to 25 percent (6-24) shooting and forced the Red Raiders into committing 12 turnovers in the first half...Patterson, who scored 16 points in the first half alone, notched his third career 20-point scoring game...In the second half, Pitt's largest lead was 73-45 with 4:45 to go...Cameron Wright added 12 points, his third double figure game in five contests on the year...Pitt finished with a season-high 12 steals.

PITT 76 (5-0)

Player	tot-fg		3-pt		rebounds			pf	tp	a	to	blk	s	min	
	fg	fga	fg	fga	of	dc	tot								
Michael Young-f	1	3	0	1	4	4	2	1	3	1	6	0	0	0	18
Lamar Patterson-f	8	13	4	7	3	3	1	2	3	1	23	4	0	1	25
Talib Zanna-c	1	2	0	0	1	4	0	3	3	4	3	0	1	0	17
James Robinson-g	2	5	1	2	4	4	0	4	4	2	9	2	1	0	27
Cameron Wright-g	4	6	0	2	4	4	1	1	2	0	12	3	1	0	29
Jamel Artis	2	5	0	1	0	0	1	2	3	1	4	2	2	0	16
Durand Johnson	2	2	2	6	0	0	1	3	4	2	6	1	1	0	26
Derrick Randall	0	3	0	0	0	2	2	3	5	2	0	0	0	1	18
Chris Jones	3	4	2	3	0	0	0	0	0	3	8	1	0	0	9
Josh Newkirk	2	5	1	2	0	0	0	1	1	2	5	1	0	0	13
Aron Nwankwo	0	1	0	0	0	0	0	0	0	0	0	0	0	0	2
Joshua Ko	0	0	0	0	0	0	0	0	0	0	0	0	0	0	0+
Mike Lecak	0	0	0	0	0	0	0	0	0	0	0	1	0	0	0+
TEAM							2	1	3			1			
Totals.....	25	53	10	24	16	21	10	21	31	18	76	14	8	2	120
Percentages: FG%: 47.2%; 3FG%: 41.7%; FT%: 76.2%.															

TEXAS TECH 53 (4-2)

Player	tot-fg		3-pt		rebounds			pf	tp	a	to	blk	s	min	
	fg	fga	fg	fga	of	dc	tot								
Dejan Kravic-f	2	3	0	0	0	0	1	2	3	1	4	0	2	0	17
Jaye Crockett-f	9	11	1	1	0	0	1	5	6	3	19	0	1	2	29
Jordan Tolbert-f	2	7	1	1	2	2	1	1	2	2	7	1	3	0	21
Robert Turner-g	0	8	0	1	4	4	1	3	4	1	4	2	2	0	25
Jamal Williams, Jr.-g	1	3	1	3	0	0	1	1	2	0	3	4	1	0	17
Randy Onwuasor	1	4	0	0	0	0	1	0	1	2	2	1	4	0	13
Dusty Hannahs	1	4	1	2	0	0	0	0	2	2	3	0	2	0	18
Kader Tapsoba	0	0	0	0	0	0	0	0	0	2	0	0	1	0	5
Luke Adams	0	0	0	0	0	1	0	1	1	0	0	1	0	0	2
Aaron Ross	2	2	1	1	0	0	1	0	1	0	5	0	0	1	12
Toddrick Gotcher	1	5	0	2	3	4	0	0	0	0	5	1	0	0	22
Alex Foster	1	1	0	0	1	2	0	3	3	2	1	0	0	0	8
Clark Lammert	0	1	0	0	0	0	1	0	1	0	0	0	0	0	3
TEAM							3	5	8			1			
Totals.....	19	49	5	11	10	13	11	21	32	15	53	10	17	2	200
Percentages: FG%: 38.8%; 3FG%: 45.5%; FT%: 76.9%.															

Officials: Jamie Luckie, Bo Boroski, Bryan Kersey; Technical fouls: None; Attendance: 4142.

Score by Periods

	1st	2nd	Total
Pitt	41	35	76
Texas Tech	18	35	53

7

PITT 84, DUQUESNE 67

November 30, 2013 • Consol Energy Center • Pittsburgh, Pa.

With the score tied (44-44) with 16:33 left, Pitt used a three minute 9-0 run and 15-1 run to take control of the game...From the opening tipoff, Pitt jumped out to a quick 14-3 lead, but Duquesne battled back tie the score at 19-19 with 10:28 left in the first half...Pitt outscored DU 7-3 over the final 3:35 of the first half to take a 39-35 halftime lead, its smallest halftime lead of the year...Cameron Wright surpassed career-highs for scoring (20 points), assists (5), field goals made and attempts (9-17)...Pitt's 17-point win marked its smallest victory margin of the year...Pitt finished with a season-high 23 assists...Pitt won its 13th consecutive City Game title and improved to 51-31 all-time vs. Duquesne...Pitt also won its 32nd in the last 35 games vs. Duquesne...Ovie Soko's 20 free throw attempts marked the most by an opposing Pitt player since Sherman Douglas attempted 21 free throws on March 7, 1987...Pitt improved to 4-0 vs. DU at Consol Energy Center...Jamie Dixon improved to 11-0 vs. DU.

PITT 84 (7-0)

Player	tot-fg		3-pt		rebounds			pf	tp	a	to	blk	s	min	
	fg	fga	fg	fga	of	dc	tot								
Michael Young-f	0	4	0	1	2	2	2	4	6	5	2	0	1	0	17
Lamar Patterson-f	7	14	1	4	3	4	2	6	8	3	18	6	1	0	33
Talib Zanna-f	5	8	0	0	3	7	2	4	6	5	13	0	1	1	29
James Robinson-g	2	8	1	4	3	4	2	2	4	2	8	9	1	2	33
Cameron Wright-g	9	17	0	2	2	2	1	4	5	2	20	5	3	2	36
Jamel Artis	3	5	0	0	0	0	2	2	4	0	6	0	0	0	15
Durand Johnson	4	6	1	3	2	2	1	3	4	3	11	2	0	0	17
Derrick Randall	0	0	0	0	0	0	0	3	3	2	0	0	0	0	6
Chris Jones	1	1	0	0	0	0	0	0	0	0	2	0	0	0	2
Josh Newkirk	2	4	0	2	0	0	0	3	3	1	4	1	0	0	11
TEAM							1	1							
Totals.....	33	67	3	16	15	21	13	32	45	23	84	23	7	5	200
Percentages: FG%: 49.3%; 3FG%: 18.8%; FT%: 71.4%.															

DUQUESNE 67 (2-3)

Player	tot-fg		3-pt		rebounds			pf	tp	a	to	blk	s	min	
	fg	fga	fg	fga	of	dc	tot								
Ovie Soko-f	3	10	0	2	11	20	0	5	5	2	17	3	4	0	36
Dominique McCoy-f	3	4	0	0	1	3	2	4	6	4	7	1	1	2	24
Derrick Colter-g	4	8	4	7	0	0	0	4	4	4	12	2	3	0	23
Tra'Vaughn White-g	3	9	3	4	0	0	1	1	2	0	9	1	1	0	26
Jeremiah Jones-g	4	8	1	1	4	4	2	5	7	3	13	2	1	0	37
Jerry Jones	0	3	0	1	0	2	0	0	0	1	0	0	0	1	13
Desmond Ridenour	3	8	1	3	2	2	0	2	1	9	3	1	0	1	29
L.G. Gill	0	0	0	0	0	0	0	0	0	0	0	0	0	0	2
Darius Lewis	0	0	0	0	0	4	1	2	3	3	0	0	0	1	10
TEAM							1	1	2						
Totals.....	20	50	9	18	18	35	7	24	31	19	67	12	11	4	200
Percentages: FG%: 40.0%; 3FG%: 50.0%; FT%: 51.4%.															

Officials: Michael Roberts, Brian Dorsey, Clarence Armstrong; Technical fouls: None; Attendance: 11146.

Score by Periods

	1st	2nd	Total
Pitt	39	45	84
Duquesne	35	32	67

6

PITT 88, STANFORD 67

November 26, 2013 • Barclays Center • Brooklyn, N.Y.

Pitt claimed the Progressive Legends Classic with an 88-67 victory over Stanford...Lamar Patterson was named the Legends Classic MVP after averaging 23.5 points per game in Brooklyn...Cameron Wright was named to the all-tournament team...Patterson led Pitt with career-highs of 24 points and 9-11 FT and also led Pitt with six assists...Pitt never trailed in the contest...A 6-0 Pitt run gave the Panthers 12-point lead (32-20) with 4:41 left in the first half...Pitt converted 15-16 free throw attempts and hit five 3-pointers in the first half...Stanford cut Pitt's lead down to as few as 11 points (66-55) with 9:06 left, but Pitt's Durand Johnson converted a four-point play when he hit a 3-pointer and was fouled...Pitt's largest lead in the game was 24 points (88-64) with 42 seconds left...Pitt won its second Legends Classic title (2008)...Pitt also improved to 8-0 all-time in Legends Classic play.

PITT 88 (6-0)

Player	tot-fg		3-pt		rebounds			pf	tp	a	to	blk	s	min	
	fg	fga	fg	fga	of	dc	tot								
Michael Young-f	1	3	0	0	4	5	2	1	3	3	6	0	1	0	19
Lamar Patterson-f	6	10	3	6	9	11	0	3	3	1	24	6	1	1	33
Talib Zanna-c	5	10	0	0	4	4	2	3	5	3	14	1	1	0	29
James Robinson-g	1	6	1	2	7	8	0	3	3	3	10	5	0	0	30
Cameron Wright-g	6	9	1	1	0	0	0	6	6	2	13	3	1	0	32
Jamel Artis	1	1	1	1	2	2	0	4	4	0	5	0	0	1	15
Durand Johnson	4	10	2	5	4	4	2	0	2	2	14	0	1	0	20
Derrick Randall	0	1	0	0	0	0	1	0	1	4	0	0	0	0	9
Chris Jones	1	1	0	0	0	0	0	0	0	1	2	0	0	0	1
Josh Newkirk	0	3	0	2	0	0	0	0	0	0	0	0	0	0	10
Aron Nwankwo	0	0	0	0	0	0	0	0	0	0	0	0	0	0	0+
Joshua Ko	0	1	0	0	0	0	0	0	0	0	0	0	0	0	1
Mike Lecak	0	0	0	0	0	0	0	0	0	0	1	0	0	0	1
TEAM							3	1	4						
Totals.....	25	55	8	17	30	34	10	21	31	20	88	15	5	2	200
Percentages: FG%: 45.5%; 3FG%: 47.1%; FT%: 88.2%.															

STANFORD 67 (5-2)

Player	tot-fg		3-pt		rebounds			pf	tp	a	to	blk	s	min	
	fg	fga	fg	fga	of	dc	tot								
Josh Huestis-f	4	7	0	1	0	2	1	3	4	3	9	0	2	2	31
Dwight Powell-f	7	12	0	1	6	9	3	6	9	2	20	6	5	2	37
Stefan Nastic-c	2	5</													

9

PITT 85, LOYOLA MARYMOUNT 68

December 6, 2013 • Petersen Events Center • Pittsburgh, Pa.

Pitt opened the second half on a 12-4 run that gave the Panthers a commanding 54-35 lead with 13:30 left in the game...Pitt led by as many as 22 points in the game's final two minutes...Loyola Marymount hung tight with Pitt through the game's first eight-plus minutes and trailed just 19-17 after the 12 minute media timeout, but Pitt closed the first half by outscoring LMU 21-12 to take a 40-29 halftime advantage...Pitt's bench outscored LMU's 30-6...Josh Newkirk finished with a career-high seven assists...Pitt improved to 107-3 all-time vs. non-conference opponents at the Petersen Events Center.

LOYOLA MARYMOUNT 68 (6-3)

Player	tot-fg		3-pt		ft		rebounds			pf	tp	a	to	blk	s	min
	fg	fga	fg	fga	ft	fta	of	dc	tot							
CJ Blackwell-f	1	4	0	2	0	0	1	0	1	2	2	0	2	0	0	21
Ben Dickinson-f	5	10	0	0	1	3	3	6	1	10	2	0	2	0	0	27
Gabe Levin-f	6	15	0	1	2	2	5	9	14	2	14	0	1	0	2	35
Evan Payne-g	5	14	2	4	4	4	2	0	2	2	16	0	2	0	2	32
Anthony Ireland-g	7	17	1	3	5	6	1	1	2	2	20	5	4	1	0	37
Nick Stover	1	1	0	0	0	0	0	0	0	2	2	0	0	0	0	8
Alex Osborne	1	2	0	0	0	0	0	0	0	2	2	0	0	0	0	4
Max Heller	0	0	0	0	0	0	0	0	0	3	0	1	0	0	0	6
Chase Flint	0	2	0	2	2	2	0	2	2	4	2	1	2	0	0	17
Martin Mornar	0	2	0	0	0	0	3	2	0	0	1	0	1	0	0	13
TEAM							1	4	5	1						
Totals.....	26	67	3	12	13	15	16	21	37	21	68	10	12	2	4	200

Percentages: FG%: 38.8%; 3FG%: 25.0%; FT%: 86.7%.

PITT 85 (9-0)

Player	tot-fg		3-pt		ft		rebounds			pf	tp	a	to	blk	s	min
	fg	fga	fg	fga	ft	fta	of	dc	tot							
Michael Young-f	3	8	0	1	0	0	2	5	7	2	10	2	1	0	0	22
Lamar Patterson-f	5	8	0	2	4	7	0	2	2	0	10	3	3	1	2	27
Talib Zanna-c	4	8	0	0	4	7	1	4	5	1	12	0	0	1	0	27
James Robinson-g	4	4	0	0	1	2	0	1	1	4	9	6	1	0	0	24
Cameron Wright-g	7	9	0	1	0	0	1	1	3	14	3	2	0	1	0	26
Jamel Artis	4	6	0	0	0	1	3	4	7	2	8	0	1	1	0	17
Durand Johnson	4	7	1	3	3	3	0	2	2	0	12	2	1	1	2	20
Derrick Randall	1	2	0	0	0	0	2	3	5	0	2	0	1	1	0	15
Chris Jones	1	1	0	0	2	2	0	1	1	0	4	0	0	1	0	4
Josh Newkirk	1	6	0	1	0	1	0	0	2	2	7	0	0	0	0	17
Aron Nwankwo	1	1	0	0	0	0	0	0	0	1	2	0	0	0	0	1
TEAM							2	2	4							
Totals.....	35	60	1	8	14	23	10	25	35	15	85	23	10	6	5	200

Percentages: FG%: 58.3%; 3FG%: 12.5%; FT%: 60.9%.

Officials: Bryan Kersey (R), Ray Natili, Brian O'Connell; Technical fouls: Loyola Marymount-TEAM. PITT-None; Attendance: 8049.  
Score by Periods  
Loyola Marymount 29 39 68  
Pitt 40 45 85

11

CINCINNATI 44, PITT 43

December 17, 2013 • Madison Square Garden • New York, N.Y.

In a closely contested contest where neither team led by more than five points, Cincinnati claimed a one-point victory (44-43)...Cincinnati's Titus Rubles grabbed an offensive rebound and finished off a layup with four seconds to go to give the Bearcats a 44-43 lead...With four seconds left, Pitt had one final possession, but only managed a shot from halfcourt...Cincinnati's Sean Kilpatrick gave the Bearcats a three-point lead (42-39) on a jumper with 3:05 left, but the Panthers battled back...Talib Zanna converted two free throws to cut the deficit to one point (42-41), then following a steal by Zanna, Cameron Wright's layup gave Pitt a one-point lead with 1:07 to go...After UC missed a jumper, Pitt missed two free throws with 20 seconds remaining and Cincinnati regained possession...Pitt's 11 field goals marked its second lowest total in school history and the lowest mark in the Jamie Dixon Era...Pitt's 35 field goal attempts were the lowest total in the Jamie Dixon Era and ranked as the fourth fewest in school history...Pitt failed to make a field goal for a 13-minute second half stretch...Cincinnati finished with 16 offensive rebounds...Pitt dropped to 9-10 all-time vs. Cincinnati...Pitt dropped to 30-17 all-time at Madison Square Garden...It was Pitt's third appearance in the Jimmy V Classic.

PITT 43 (10-1)

Player	tot-fg		3-pt		ft		rebounds			pf	tp	a	to	blk	s	min
	fg	fga	fg	fga	ft	fta	of	dc	tot							
Michael Young-f	1	4	0	1	2	4	2	5	7	0	4	2	1	1	1	30
Lamar Patterson-f	2	5	1	2	6	9	1	3	4	0	11	2	1	0	0	35
Talib Zanna-c	3	6	0	0	6	10	1	3	4	4	12	0	2	0	1	34
James Robinson-g	1	3	1	2	2	2	0	2	2	0	5	3	1	0	1	33
Cameron Wright-g	3	9	0	3	0	0	0	1	1	0	6	1	1	0	2	32
Jamel Artis	0	1	0	1	2	2	0	1	1	1	2	0	0	0	0	10
Durand Johnson	1	5	0	4	1	2	0	1	1	1	3	0	0	1	0	14
Derrick Randall	0	1	0	0	0	0	0	1	1	2	0	0	0	0	0	6
Josh Newkirk	0	1	0	0	0	0	0	0	0	1	0	1	1	0	0	6
TEAM							4	2	6							
Totals.....	11	35	2	13	19	29	8	19	27	9	43	9	7	2	5	200

Percentages: FG%: 31.4%; 3FG%: 15.4%; FT%: 65.5%.

CINCINNATI 44 (8-2)

Player	tot-fg		3-pt		ft		rebounds			pf	tp	a	to	blk	s	min
	fg	fga	fg	fga	ft	fta	of	dc	tot							
RUBLES, Titus-f	3	9	0	0	0	0	1	1	2	3	6	1	1	1	1	30
THOMAS, Shaquille-f	0	4	0	0	0	0	1	1	2	2	0	0	1	0	0	20
JACKSON, Justin-f	6	8	0	0	0	0	7	2	9	4	12	3	3	2	1	32
GUYN, Ge'Lawn-g	2	6	1	2	0	0	0	0	0	2	5	0	0	0	0	22
KILPATRICK, Sean-g	4	13	1	8	0	0	2	4	6	1	9	0	1	0	0	35
CAUPAIN, Troy	1	1	1	1	2	2	0	2	2	2	4	2	3	0	0	18
LAURENCE, Jermaine	2	7	0	0	0	0	1	0	1	2	4	1	0	0	0	15
SANDERS, Jermaine	2	7	0	2	0	1	1	5	6	3	4	1	0	0	1	22
JOHNSON, Kevin	0	0	0	0	0	0	0	1	1	1	0	0	0	0	1	3
NYARSUK, David	0	0	0	0	0	0	0	0	0	0	0	0	0	0	0	3
TEAM							3	3	6							
Totals.....	20	53	3	13	1	3	16	19	35	20	44	8	9	3	4	200

Percentages: FG%: 37.7%; 3FG%: 23.1%; FT%: 33.3%.

Officials: Bryan Kersey, John Gaffney, Jeff Clark; Technical fouls: None; Attendance: 8062.

Score by Periods	1st	2nd	Total
Pitt	20	23	43
Cincinnati	20	24	44

10

PITT 91, YOUNGSTOWN STATE 73

December 14, 2013 • Petersen Events Center • Pittsburgh, Pa.

Pitt took control of the game as it built an 11-point halftime lead (43-32)...In the second half, the Panthers used a 9-0 run to take a game-high 26-point second half lead (72-46) with 10:07 left...Pitt set season-highs for scoring (91 points) and rebound margin (plus-26)...The plus-26 rebound margin ranked tied for the 13th best game mark in school history...Lamar Patterson led Pitt with 18 points and registered double figure scoring for the eight consecutive contest...Talib Zanna posted his 10th career double-double and fourth of the year (10 pts/15 reb)...Youngstown State became the first team to score 70 or more points against Pitt on the year...YSU's Kendrick Perry scored 28 points vs. the Panthers, the largest individual scoring effort vs. the Panthers...Pitt improved to 10-0 on the year for the seventh time in the last 11 seasons...Pitt won its 17th consecutive home game against a non-conference opponent...Pitt won 10 or more non-conference games for the 13th straight year.

YOUNGSTOWN STATE 73 (7-5)

Player	tot-fg		3-pt		ft		rebounds			pf	tp	a	to	blk	s	min
	fg	fga	fg	fga	ft	fta	of	dc	tot							
Kamren Belin-f	5	12	3	9	0	1	2	3	5	3	13	2	2	1	0	32
Ryan Weber-f	1	4	0	2	0	0	0	2	2	3	2	0	0	0	1	26
Bobby Hain-c	2	8	0	1	0	0	2	4	6	2	4	3	0	1	2	29
Kendrick Perry-g	11	18	1	5	5	9	0	3	3	4	28	4	2	0	4	39
DJ Cole-g	2	4	1	1	4	4	0	0	0	1	9	2	1	0	1	21
Kyle Steward	0	0	0	0	0	0	0	0	0	0	0	0	0	0	0	1
Shawn Amiker	2	3	0	0	3	3	1	1	2	2	7	2	1	0	0	19
Marcus Keene	1	4	1	2	3	4	0	0	0	0	6	1	3	0	0	19
Josh Chojnacki	0	0	0	0	0	0	0	0	0	0	0	0	0	0	0	1
Fletcher Larson	2	3	0	0	0	0	1	0	1	3	4	0	0	1	0	12
Mike Podolsky	0	0	0	0	0	0	0	0	0	0	0	0	0	0	0	1
TEAM							1	1	2							
Totals.....	26	56	6	20	15	21	7	14	21	18	73	14	9	3	8	200

Percentages: FG%: 46.4%; 3FG%: 30.0%; FT%: 71.4%.

PITT 91 (10-0)

Player	tot-fg		3-pt		ft		rebounds			pf	tp	a	to	blk	s	min
	fg	fga	fg	fga	ft	fta	of	dc	tot							
Michael Young-f	2	5	0	1	6	6	5	2	7	0	10	3	1	0	1	19
Lamar Patterson-f	7	11	3	6	1	1	1	1	2	2	18	4	1	0	2	25
Talib Zanna-c	4	7	0	0	2	3	4	11	15	0	10	1	3	1	1	26
James Robinson-g	3	6	0	0	1	2	2	2	4	4	7	3	0	0	0	21
Cameron Wright-g	6	12	0	1	1	1	0	3								



13

PITT 58, ALBANY 46

December 31, 2013 • Petersen Events Center • Pittsburgh, Pa.

Fueled by eight consecutive points from Cameron Wright, Pitt scored the final 12 points of the first half in building a 10-point halftime lead en route to a 58-46 win over Albany in its final non-conference game...Over the final eight minutes of the first half, Albany missed its final nine shots and was held scoreless...Pitt led by as many as 16 points (46-30) midway through the second half...Using a 13-4 run, Albany cut Pitt's lead down to seven points (50-43) with 2:48 to go, but the Panthers held off the Great Danes...Wright registered career-highs for both assists (8) and rebounds (8)...Lamar Patterson became the 42nd player in school history to surpass the 1,000-point career mark with a jumper at the 14:20 mark of the first half...Pitt won its 19th consecutive home game vs. a non-conference opponent...Pitt held its eighth opponent to 60 points or less on the year.

ALBANY 46 (6-7)

Player	tot-fg		3-pt		rebounds				pf	tp	a	to	blk	s	min		
	fg	fga	fg	fga	of	dc	tot										
Sam Rowley-f	5	13	0	0	0	0	0	2	6	8	4	10	5	3	1	0	38
Gary Johnson-f	1	3	0	0	0	0	0	0	3	3	1	2	0	1	0	0	21
John Puk-c	3	8	0	0	0	0	0	1	1	2	1	6	0	0	0	2	35
DJ Evans-g	5	10	4	6	4	4	0	1	1	2	18	1	1	0	2	31	
Peter Hooley-g	2	9	1	3	5	6	0	3	3	0	10	3	4	0	0	38	
Levan Shengelia	0	0	0	0	0	0	0	0	0	0	0	0	0	0	0	2	
Anders Haas	0	2	0	2	0	0	0	0	0	0	0	0	0	0	0	2	
Mike Rowley	0	3	0	3	0	0	0	1	1	3	0	0	1	0	0	15	
Luke Devlin	0	0	0	0	0	0	0	0	1	1	0	0	0	0	0	4	
David Wiegmann	0	1	0	0	0	0	0	1	1	2	1	0	0	0	0	7	
Dallas Enemna	0	2	0	1	0	0	0	0	1	1	1	0	1	0	0	7	
TEAM	2		3		5												
Totals.....	36	51	5	15	9	10	6	21	27	13	46	10	10	1	5	200	
Percentages: FG%: 71.4%; 3FG%: 33.3%; FT%: 90.0%.																	

PITT 58 (12-1)

Player	tot-fg		3-pt		rebounds				pf	tp	a	to	blk	s	min	
	fg	fga	fg	fga	of	dc	tot									
Michael Young-f	2	5	0	0	1	2	1	5	6	0	5	0	1	1	22	
Lamar Patterson-f	5	11	0	3	4	4	0	3	3	0	14	3	4	1	37	
Talib Zanna-c	4	7	0	0	2	4	5	4	9	2	10	1	2	0	29	
James Robinson-g	2	5	1	2	2	2	0	3	3	3	7	3	1	2	30	
Cameron Wright-g	7	12	0	1	0	2	3	5	8	1	14	8	0	0	34	
Jamel Artis	1	2	0	0	0	0	0	2	2	0	2	0	1	2	15	
Durand Johnson	1	7	0	4	0	0	1	1	2	1	2	3	1	0	18	
Derrick Randall	1	2	0	0	0	0	0	1	1	0	2	0	0	0	6	
Josh Newkirk	1	3	0	0	0	2	1	2	3	2	2	0	0	0	9	
TEAM	24		54		1				10				9		16	
Totals.....	24	54	1	10	9	16	11	29	40	9	58	18	10	6	7	200
Percentages: FG%: 44.4%; 3FG%: 10.0%; FT%: 56.3%.																

Officials: Raymond E. Styons (R), Ron Tyburski, Bob Testa; Technical fouls: None; Attendance: 10049.

Score by Periods

	1st	2nd	Total
Albany	18	28	46
Pitt	28	30	58

15

PITT 79, MARYLAND 59

January 6, 2014 • Petersen Events Center • Pittsburgh, Pa.

In its first ACC home game, Pitt registered a 20-point victory (79-59) over Maryland for a capacity crowd...Following a closely contested first half, Pitt outscored Maryland 11-2 in the first half's final 5:42...Durand Johnson sparked the rally in the closing minutes as he converted a 3-pointer and jumper to give Pitt a six-point halftime lead (36-30)...In the second half, Pitt maintained its lead with 55 percent shooting (16-29) and gradually pulled to a 20-point lead at the buzzer...Pitt used 52.7 percent shooting and a season-best 60 percent (6-10) 3-point point percentage...Johnson scored a career-high 17 points and Lamar Patterson paced the Panthers with 19 points...Patterson and Johnson combined for 36 points and 14-20 from the floor...Pitt held Maryland to its second lowest point total of the season...Pitt outscored Maryland 36-22 in the paint.

MARYLAND 59 (10-6, 2-1 ACC)

Player	tot-fg		3-pt		rebounds				pf	tp	a	to	blk	s	min	
	fg	fga	fg	fga	of	dc	tot									
Evan Smotrycz-f	4	13	4	11	2	2	0	4	4	2	14	0	1	0	26	
Jake Layman-f	1	7	0	3	1	3	2	2	4	4	3	1	1	2	27	
Shaquille Cleare-c	1	3	0	0	0	0	2	2	4	2	4	0	0	0	14	
Roddy Peters-g	2	6	0	1	0	0	0	2	2	1	4	2	1	0	22	
Dez Wells-g	2	6	0	0	1	2	0	3	3	2	5	2	4	0	30	
Charles Mitchell	1	1	0	0	0	0	1	2	3	0	2	0	2	0	14	
Seth Allen	5	11	4	7	4	4	0	0	0	2	18	2	2	1	26	
Nick Faust	2	7	0	3	3	4	1	3	4	1	7	1	1	0	26	
Jonathan Graham	1	2	0	0	0	0	1	4	5	2	2	0	0	0	12	
Damonte Dodd	0	0	0	0	0	0	0	0	0	1	0	0	0	0	3	
TEAM	20		56		8				25				11		15	
Totals.....	20	56	8	25	11	15	9	27	36	17	59	8	13	6	4	200
Percentages: FG%: 35.7%; 3FG%: 32.0%; FT%: 73.3%.																

PITT 79 (14-1, 2-0 ACC)

Player	tot-fg		3-pt		rebounds				pf	tp	a	to	blk	s	min	
	fg	fga	fg	fga	of	dc	tot									
Michael Young-f	1	3	0	1	1	2	1	3	0	0	0	0	0	0	18	
Lamar Patterson-f	8	12	1	2	2	2	1	4	5	1	19	2	1	0	31	
Talib Zanna-c	4	9	0	0	5	8	1	8	9	2	13	0	1	2	29	
James Robinson-g	2	4	0	0	3	4	0	4	4	2	7	7	1	1	30	
Cameron Wright-g	2	10	0	1	2	5	0	4	4	0	6	4	0	0	30	
Jamel Artis	2	3	0	0	0	1	1	2	3	3	4	0	2	0	10	
Durand Johnson	6	8	3	4	2	3	0	3	3	2	17	3	1	1	23	
Derrick Randall	1	1	0	0	0	0	0	2	2	0	2	0	0	0	7	
12 Chris Jones	3	1	0	0	0	0	0	0	0	0	0	0	0	0	1	
Josh Newkirk	3	4	2	2	0	0	0	0	0	0	8	2	1	0	18	
Joshua Ko	0	0	0	0	0	0	0	0	0	0	0	0	0	0	1	
Mike Lecak	0	0	0	0	0	0	0	0	0	0	0	0	0	0	1	
Joseph Uchebo	0	0	0	0	0	0	0	0	1	1	0	0	0	0	1	
TEAM	29		55		6				30				36		11	
Totals.....	29	55	6	10	15	25	6	30	36	11	79	18	7	4	8	200
Percentages: FG%: 52.7%; 3FG%: 60.0%; FT%: 60.0%.																

Officials: Roger Ayers (R), Tony Greene, Ed Corbett; Technical fouls: None; Attendance: 12508.

Score by Periods

	1st	2nd	Total
Maryland	30	29	59
Pitt	36	43	79

14

PITT 74, NORTH CAROLINA STATE 62

January 4, 2014 • PNC Arena • Raleigh, N.C.

Pitt rallied from an early 15-point first half deficit (17-2 with 14:24 left in the first half) to defeat NC State 74-62 in its first-ever ACC regular season game...Pitt used a 12-2 run after halftime to tie the score at 38-38 on a Lamar Patterson layup with 15:57 to go, then outscored NC State on a 12-4 run to lead 50-42...A Patterson 3-point play gave Pitt its 50-42 lead with 13:18 to go in the game...Combined, Pitt converted 12 of its 13 possessions in the two runs...Pitt pushed its lead to 16 points with a minute to go in the game...Pitt shot 63 percent from the floor (17-27) and hit 11-13 free throws in the second half alone...Pitt registered a season-high 13 steals...Patterson scored 17 of his 22 points in the second half...Patterson and Zanna scored 26 of their combined 37 points in the second half to lead Pitt...Michael Young scored a career-high 13 points...NC State used a 17-0 run to take its 17-2 lead before Raleigh native Josh Newkirk converted a layup to end the drought...Pitt finished with a season-high 13 steals...Pitt's plus-20 halftime turnaround (trailed by eight, won by 12) ranked among the all-time best halftime turnarounds in Pitt Basketball history.

PITT 74 (13-1, 1-0 ACC)

Player	tot-fg		3-pt		rebounds				pf	tp	a	to	blk	s	min	
	fg	fga	fg	fga	of	dc	tot									
Lamar Patterson-f	8	16	2	6	4	6	1	7	8	2	22	6	3	0	35	
Michael Young-f	4	7	1	1	4	4	1	1	2	2	13	1	1	0	25	
Talib Zanna-c	4	6	0	0	7	11	6	3	9	2	15	0	3	1	29	
Cameron Wright-g	4	12	0	1	1	1	0	2	2	2	9	2	1	0	32	
James Robinson-g	2	6	0	1	0	0	0	2	2	3	4	2	0	0	27	
Jamel Artis	2	4	0	1	2	2	1	0	1	1	6	0	1	0	17	
Durand Johnson	0	0	0	0	0	0	0	1	1	2	0	0	0	0	8	
Derrick Randall	0	0	0	0	0	0	0	0	0	0	1	0	0	1	9	
Chris Jones	0	0	0	0	0	0	0	0	0	0	0	1	0	0	2	
Josh Newkirk	2	3	1	2	0	0	0	1	1	2	5	1	1	0	14	
TEAM	26		54		4				12				18		24	
Totals.....	26	54	4	12	18	24	9	20	29	16	74	13	11	1	13	200
Percentages: FG%: 48.1%; 3FG%: 33.3%; FT%: 75.0%.																

NC STATE 62 (10-4, 0-1 ACC)

Player	tot-fg		3-pt		rebounds				pf	tp	a	to	blk	s	min	
	fg	fga	fg	fga	of	dc	tot									
Lennard Freeman-f	1	1	0	0	2	2	0	4	4	0	4	0	0	0	1	24
T.J. Warren-f	9	22	1	3	4	4	5	3	8	3	23	1	2	1	34	
Jordan Vandenberg-c	2	3	0	0	0	0	2	3	5	3	4	0	1	4	1	26
Anthony Barber-g	2	10	0	0	5	5	1	5	6	2	9	7	4	0	36	
Desmond Lee-g	1	5	1	2	2	2	0	1	1	3	5	2	4	0	1	25
Tyler Lewis	0	1	0	0												

17

No. 22 PITT 81, GEORGIA TECH 74

January 14, 2014 • McCamish Pavilion • Atlanta, Ga.

Pitt improved to 4-0 in league play for the first time since 2010-11 as it registered an 81-74 win at Georgia Tech...After trailing by three points (35-32) at halftime, Pitt began to attack the basket and started the second half on a 9-2 run to take a 41-37 lead with 16:40 left...Lamar Patterson scored on a driving layup, Talib Zanna converted a 3-point play off a layup, then followed with another layup and James Robinson made another layup for its four-point lead...Pitt never trailed again as it went up by 11 points (56-45 with 9:00 to go), then 14 (64-50 with 5:56 left)...Georgia Tech cut the Panthers' lead to as few as five points in the closing minutes, but that was as close as the hosts came...Pitt shot 65.4 percent (17-26) from the floor in the second half and they converted 13 layups...Pitt scored 46 of its 81 points in the paint...Zanna led Pitt in both scoring (22) and rebounding (nine)...Robinson scored a career-high 16 points and tied a career-high with five field goals made...Patterson finished with 12 points after totaling zero points in the first half...Pitt improved to 1-5 all-time vs. GT.

PITT 81 (16-1, 4-0 ACC)

Player	tot-fg		3-pt		rebounds				pf	tp	a	to	blk	s	min	
	fg	fga	fg	fga	of	dc	tot									
Michael Young-f	1	4	0	0	3	4	7	3	6	2	1	0	1	28		
Lamar Patterson-f	4	13	1	4	3	5	1	6	7	2	12	7	7	0	2	36
Talib Zanna-c	8	10	0	0	6	10	3	6	9	4	22	0	0	0	1	31
James Robinson-g	5	7	1	2	5	6	1	2	3	2	16	5	1	0	4	33
Cameron Wright-g	6	10	0	1	2	3	0	2	2	3	14	4	3	0	1	35
Jamel Artis	2	3	0	0	0	1	2	0	2	1	4	0	1	0	0	13
Derrick Randall	2	3	0	0	1	2	1	0	1	2	5	0	0	1	0	8
Chris Jones	0	0	0	0	0	0	0	0	0	2	2	0	0	0	0	4
Josh Newkirk	1	1	0	0	0	0	0	0	0	2	2	0	1	0	0	12
TEAM							1	5	6							
Totals.....	29	51	2	7	21	31	12	26	38	21	81	18	14	1	9	200

Percentages: FG%: 56.9%; 3FG%: 28.6%; FT%: 67.7%.

GEORGIA TECH 74 (10-7, 1-3 ACC)

Player	tot-fg		3-pt		rebounds				pf	tp	a	to	blk	s	min	
	fg	fga	fg	fga	of	dc	tot									
Marcus Georges-Hunt-f	4	10	2	4	3	5	0	0	0	5	13	2	3	0	1	37
Kammeon Holsley-f	6	9	0	0	0	0	2	3	5	4	12	1	1	0	0	23
Daniel Miller-c	5	7	0	0	2	3	2	2	4	2	12	1	2	5	2	34
Chris Bolden-g	1	8	1	6	0	0	0	2	2	3	3	0	0	2	26	
Trae Golden-g	6	16	4	10	6	8	0	2	3	2	22	2	6	0	1	36
Stacey Poole Jr.	2	4	0	1	3	3	0	1	1	2	7	0	0	0	0	17
Quinton Stephens	1	2	1	1	0	0	0	1	1	5	3	4	0	0	0	10
Cory Heyward	1	1	0	0	0	0	0	1	1	2	2	2	0	0	1	16
Brooks Doyle	0	0	0	0	0	0	0	0	0	0	0	0	0	0	0	1
TEAM							1	0	1							
Totals.....	26	57	8	22	14	19	6	12	18	24	74	15	12	5	7	200

Percentages: FG%: 45.6%; 3FG%: 36.4%; FT%: 73.7%.

Officials: Bryan Kersey, Ray Natili, Raymond Styons; Technical fouls: None; Attendance: 7131.

Score by Periods

	1st	2nd	Total
Pitt	32	49	81
Georgia Tech	35	39	74

19

No. 20 PITT 76, CLEMSON 43

January 21, 2014 • Petersen Events Center • Pittsburgh, Pa.

With a 33-point win, Pitt registered its fourth largest conference victory, a 76-43 win over Clemson...The teams began the evening with identical 4-1 ACC records...Pitt took control with a 9-0 run before halftime, used 57.1 percent shooting (12-21) and assisted on all 12 field goals in building a 17-point halftime lead (37-20)...Pitt led as by as many as 34 points with 1:36 to go...Lamar Patterson became the 19th player in school history to surpass both 1,000-point and 500-rebound totals for his career...Pitt assisted on 24 of 27 field goals for an 88.9 percent, which ranked tied for the fifth best percentage in school history...Clemson was held to 43 points and 32 percent (16-50) shooting for the game.

CLEMSON 43 (13-5, 4-2 ACC)

Player	tot-fg		3-pt		rebounds				pf	tp	a	to	blk	s	min	
	fg	fga	fg	fga	of	dc	tot									
Jaron Blossomgame-f	0	6	0	0	2	1	3	0	0	1	1	0	0	1	18	
KJ McDaniels-f	4	11	1	4	2	2	0	4	4	2	11	3	3	0	0	26
Landry Nnok-c	1	4	0	0	1	2	2	4	6	1	3	0	1	1	0	31
Rod Hall-g	2	3	2	3	0	2	0	2	2	0	6	3	2	0	0	31
Jordan Roper-g	2	5	1	2	1	1	0	1	1	2	6	1	2	0	0	16
Austin Ajukwa	1	3	0	2	2	4	0	0	0	1	4	0	0	1	1	13
Carson Fields	1	1	0	0	0	0	0	0	0	2	2	0	0	0	0	7
Adonis Filer	0	1	0	1	1	2	0	2	2	0	1	0	3	0	0	8
Damarcus Harrison	2	6	0	3	0	0	0	0	0	0	4	0	0	0	0	19
Josh Smith	0	2	0	0	0	0	1	0	1	1	0	1	0	0	0	11
Ibrahim Djambo	0	3	0	2	0	0	1	0	1	2	0	0	0	1	0	6
Sidy Djitte	3	5	0	0	0	1	5	2	7	2	6	0	1	1	0	14
TEAM							1	0	1							
Totals.....	16	50	4	19	7	14	12	16	28	11	43	9	14	4	2	200

Percentages: FG%: 32.0%; 3FG%: 21.1%; FT%: 50.0%.

PITT 76 (17-2, 5-1 ACC)

Player	tot-fg		3-pt		rebounds				pf	tp	a	to	blk	s	min	
	fg	fga	fg	fga	of	dc	tot									
Michael Young-f	1	5	0	1	0	0	0	3	3	1	2	1	1	0	0	21
Lamar Patterson-f	3	7	3	4	4	4	0	4	4	0	13	6	4	1	2	26
Talib Zanna-c	9	10	0	0	4	6	1	1	2	1	22	0	0	2	2	21
James Robinson-g	3	5	2	3	1	2	1	2	3	1	9	8	0	0	1	29
Cameron Wright-g	5	8	1	1	1	2	0	2	2	1	12	2	1	0	1	25
Jamel Artis	0	2	0	1	2	2	0	4	4	3	2	1	0	0	0	18
Derrick Randall	1	1	0	0	0	0	0	0	2	2	0	1	1	0	0	15
Chris Jones	1	3	0	1	2	2	1	5	6	1	4	3	0	0	0	20
Josh Newkirk	4	4	2	2	0	0	0	0	5	10	3	0	0	0	0	15
Aron Nwankwo	0	1	0	1	0	0	1	0	1	0	0	0	2	0	0	2
Joshua Ko	0	1	0	1	0	0	0	0	0	0	0	0	0	0	0	2
Mike Lecak	0	0	0	0	0	0	0	0	0	0	0	0	0	0	0	2
Joseph Uchebo	1	1	0	0	0	0	1	2	3	0	0	0	0	0	0	4
TEAM							2	3	5							
Totals.....	27	48	8	15	14	18	7	26	33	15	76	24	10	4	6	200

Percentages: FG%: 56.3%; 3FG%: 53.3%; FT%: 77.8%.

18

No. 2 SYRACUSE 59, No. 22 PITT 54

January 18, 2014 • Carrier Dome • Syracuse, N.Y.

No. 22 Pitt dropped its first ACC game, a closely contested, seesaw, hard-fought 59-54 decision at No. 2 Syracuse...Using three consecutive Lamar Patterson 3-pointers, Pitt got back in the game and erased a 10-point second half deficit (37-27 with 14:28 to play)...Pitt took advantage of a 6-0 run to tie the game at 46-46 with 6:55 left to play...A Patterson 3-pointer gave Pitt a one-point lead (49-48) with 5:59 left...After Pitt took a 52-49 lead with 4:41 to go on two Patterson free throws, Pitt came away with points on only one of its next five possessions and Syracuse scored 10 of the game's final 12 points to register the victory...SU's Jerami Grant converted two free throws followed by two consecutive layups from Tyler Ennis, who scored six points in the game's final two minutes...Ennis' second was a driving layup that put SU up 55-52 with 31 seconds left...Syracuse registered an opponent season-high 51.2 percent shooting vs. Pitt...Pitt shot its second-lowest percentage from the free throw line on the year (56.5 percent)...Pitt's four-game win streak on the road was snapped...Pitt dropped to 10-17 all-time at the Carrier Dome.

PITT 54 (16-2, 4-1 ACC)

Player	tot-fg		3-pt		rebounds				pf	tp	a	to	blk	s	min	
	fg	fga	fg	fga	of	dc	tot									
Michael Young-f	1	4	0	0	4	6	3	2	5	3	16	1	2	0	0	21
Lamar Patterson-f	6	15	4	9	2	3	1	2	3	1	18	2	1	0	0	38
Talib Zanna-c	4	8	0	0	4	6	4	7	11	3	12	1	2	0	0	37
James Robinson-g	3	7	0	1	0	0	2	1	3	3	6	4	1	0	1	35
Cameron Wright-g	3	7	1	3	2	4	0	6	6	2	9	1	3	0	0	38
Jamel Artis	1	3	0	0	0	0	1	1	2	1	2	0	1	0	0	16
Derrick Randall	0	2	0	0	0	0	1	0	1	0	1	0	0	0	1	7
Chris Jones	0	1	0	1	1	4	0	0	0	2	1	0	0	0	0	3
Josh Newkirk	0	0	0	0	0	0	0	0	0	0	0	0	1	0	0	5
TEAM							4	0	4							
Totals.....	18	47	5	14	13	23	16	19	35	17	54	10	11	0	2	200

Percentages: FG%: 38.3%; 3FG%: 35.7%; FT%: 56.5%.

SYRACUSE 59 (18-0, 5-0 ACC)

Player	tot-fg		3-pt		rebounds				pf	tp	a	to	blk	s	min	
	fg	fga	fg	fga	of	dc	tot									
Jerami Grant-f	5	9	0	0	2	2	1	3	4	3	12	3	1	0	1	40
C.J. Fair-f	5	11	1	3	2	6	1	5	6	3	13	2	2	3	0	29
Rakeem Christmas-c	4	4	0	0	2	2	0	4	4	4	10	1	1	3	0	40
Trevor Cooney-g	2	8	2	8	0	0	0	1	1	1	6	2	1	0	1	32
Tyler Ennis-g	5	8	1	2	5	6	0	2	2	1	16	3	1	0	1	40
Michael Gbinje	0	1	0	1	2	2	0	1	1							

21

No. 17 DUKE 80, No. 18 PITT 65

January 27, 2014 • Petersen Events Center • Pittsburgh, Pa.

No. 17 Duke set opponent season-highs for points (80), field goals made (28) and 3-point field goals made (13) in handing No. 18 Pitt an 80-65 home loss...The attendance of 12,944 set a Petersen Events Center and on-campus record for highest attended game...Duke used a 14-2 run that ended with an Andre Dawkins 3-pointer with 6:07 to go to give the Blue Devils a 64-51 lead...Dawkins hit another 3-pointer to give Duke a 67-54 lead, then Quinn Cook converted a drive and layup for a 15-point lead (72-57) with four minutes left...The last time Pitt gave up 80 points was on Jan. 5, 2011 at DePaul...Talib Zanna registered his 13th career double-double and seventh of the year...Lamar Patterson led Pitt in scoring for the 13th time on the year...Jamie Dixon dropped to 17-1 vs. members of the previous ACC...The loss snapped a 14-game home win streak and dropped Pitt to 12-1 at the Petersen Events Center on the year...The 15-point loss marked Pitt's third largest loss at the Petersen Events Center...Duke visited Pitt for the first time since Jan. 12, 1974.

DUKE 80 (17-4, 6-2 ACC)

Player	tot-fg		3-pt		rebounds			pf	tp	a	to	blk	s	min		
	fg	fga	fg	fga	of	dc	tot									
Jabari Parker-f	7	19	2	6	5	7	2	9	11	2	21	1	1	1	34	
Rodney Hood-f	5	10	3	7	0	0	0	3	3	1	13	4	2	0	35	
Amile Jefferson-f	5	5	0	0	4	5	6	4	10	4	14	2	0	2	27	
Tyler Thornton-g	0	0	0	0	0	0	0	0	0	1	0	1	0	0	14	
Rasheed Sulaimon-g	1	7	1	2	0	0	0	0	0	3	3	4	0	0	1	27
Quinn Cook	3	7	1	3	2	3	0	3	3	1	9	6	2	0	1	27
Matt Jones	0	0	0	0	0	0	0	0	0	1	0	0	0	0	5	
Josh Hairston	0	0	0	0	0	0	1	1	2	0	0	0	0	0	4	
Andre Dawkins	7	9	6	7	0	0	1	1	2	1	20	0	1	0	15	
Marshall Plumlee	0	1	0	0	0	0	1	3	4	0	0	1	1	0	12	
TEAM							1	2	3							
Totals.....	28	58	13	25	11	15	11	26	37	16	80	19	7	4	5	200
Percentages: FG%: 48.3%; 3FG%: 52.0%; FT%: 73.3%.																

PITT 65 (18-3, 6-2 ACC)

Player	tot-fg		3-pt		rebounds			pf	tp	a	to	blk	s	min		
	fg	fga	fg	fga	of	dc	tot									
Michael Young-f	3	7	1	1	2	2	3	4	7	1	9	0	1	1	0	27
Lamar Patterson-f	4	14	1	5	5	6	2	3	5	3	14	1	5	0	2	36
Talib Zanna-c	2	7	0	0	7	10	3	8	11	3	11	0	1	2	0	32
James Robinson-g	4	6	0	1	2	4	0	1	1	2	10	5	0	0	2	35
Cameron Wright-g	4	8	1	1	0	0	1	2	3	3	9	4	2	1	0	34
Jamel Artis	2	4	2	3	2	2	1	1	2	0	8	0	0	1	0	12
Derrick Randall	0	1	0	0	0	0	0	1	1	1	0	0	0	0	0	6
Chris Jones	1	1	0	0	0	0	0	1	1	3	2	0	1	0	0	5
Josh Newkirk	1	3	0	1	0	0	0	1	1	2	2	2	0	0	0	13
TEAM							0	0	0							
Totals.....	21	51	5	12	18	24	10	22	32	18	65	12	10	5	4	200
Percentages: FG%: 41.2%; 3FG%: 41.7%; FT%: 75.0%.																

Officials: Ray Natili (R), Roger Ayers, Bryan Kersey; Technical fouls: Duke-None. PITT-None; Attendance: 12944.

Score by Periods	1st	2nd	Total
Duke	34	46	80
Pitt	32	33	65

22

VIRGINIA 48, No. 18 PITT 45

February 2, 2014 • Petersen Events Center • Pittsburgh, Pa.

Malcolm Brogdon broke a 45-45 tie with a 3-pointer with one second left in regulation to give Virginia a 48-45 win over Pitt at the Petersen Events Center...On a Cameron Wright 3-pointer, Pitt took a 44-41 lead with 6:52 left in the game, but the Panthers scored just one point the rest of the way...Virginia's Joe Harris hit a free throw with 3:12 left to the game at 45-45...Pitt shot just 26.1 percent (6-23) in the second half alone...With the win, Virginia moved into sole possession of second place in the ACC at 8-1, while Pitt dropped into a third place tie with Duke at 6-3...Pitt dropped back-to-back home games for the first time since the 2011-12 season...Pitt dropped to 16-1 on the year when leading at halftime...Neither team led by more than four points in the game as the contest featured a school-record 17 ties...Pitt's Jamel Artis set a new career-high for points (11)...Pitt's 45 points were its second lowest scoring output of the year.

VIRGINIA 48 (17-5 8-1 ACC)

Player	tot-fg		3-pt		rebounds			pf	tp	a	to	blk	s	min		
	fg	fga	fg	fga	of	dc	tot									
Akil Mitchell-f	5	7	0	0	0	0	3	9	12	2	10	1	1	1	33	
Mike Tobey-c	2	4	0	0	0	0	3	0	3	4	4	0	3	2	0	21
Joe Harris-g	4	12	2	6	1	4	1	2	3	3	11	3	2	1	0	26
Malcolm Brogdon-g	6	12	2	2	2	3	1	4	5	1	16	4	0	0	0	35
London Perrantes-g	0	4	0	2	2	2	0	2	2	0	2	4	0	1	0	34
Justin Anderson	2	4	0	1	0	1	0	1	1	3	4	1	3	0	0	22
Evan Nolte	0	1	0	1	0	0	0	0	0	0	0	0	0	0	0	3
Anthony Gill	0	2	0	0	1	2	2	4	6	4	1	0	0	1	1	22
Darion Atkins	0	1	0	0	0	0	0	0	0	0	0	0	0	0	0	4
TEAM							1	0	1							
Totals.....	19	47	4	12	6	12	11	22	33	17	48	13	9	6	2	200
Percentages: FG%: 40.4%; 3FG%: 33.3%; FT%: 50.0%.																

PITT 45 (18-4, 6-3 ACC)

Player	tot-fg		3-pt		rebounds			pf	tp	a	to	blk	s	min		
	fg	fga	fg	fga	of	dc	tot									
Michael Young-f	3	6	1	3	1	2	2	2	4	1	8	0	2	1	0	24
Lamar Patterson-f	3	14	2	4	2	2	0	3	3	4	10	3	2	0	0	28
Talib Zanna-c	1	3	0	0	0	2	0	3	3	2	2	0	1	0	0	29
James Robinson-g	0	5	0	3	1	2	1	1	2	1	2	1	1	1	1	36
Cameron Wright-g	4	9	1	1	0	0	0	3	3	2	9	3	0	0	2	34
Jamel Artis	3	7	0	0	5	7	3	4	7	0	11	1	0	0	0	24
Derrick Randall	0	0	0	0	1	2	0	0	0	0	1	0	0	0	0	2
Chris Jones	1	3	0	0	1	2	3	1	4	1	3	1	0	0	0	10
Josh Newkirk	0	0	0	0	0	0	0	2	2	2	0	0	1	0	1	12
Joseph Uchebo	0	0	0	0	0	0	0	0	0	0	0	0	0	0	0	1
TEAM							3	1	4							
Totals.....	15	47	4	11	11	19	12	20	32	13	45	10	8	2	4	200
Percentages: FG%: 31.9%; 3FG%: 36.4%; FT%: 57.9%.																

Officials: Les Jones (R), Michael Roberts, Brian O'Connell; Technical fouls: None; Attendance: 12508.

Score by Periods	1st	2nd	Total
Virginia	21	27	48
Pitt	23	22	45