

miami

CONTACT: Amy Woodruff, Assistant Communications Director
O: (305) 284-3241 | C: (813) 410-1194
A.Woodruff@miami.edu | @CanesHoops

2012-13 SCHEDULE

DATE	OPPONENT	TV	TIME/SCORE
Nov. 2	St. Leo (Ex.)	Canes All Access	L, 67-69
Nov. 9	Stetson	ESPN3	W, 87-79
Nov. 13	at FGCU	A-Sun TV	L, 51-63
Nov. 16	Jacksonville	FOX Sports South	W, 73-57
Nov. 24	Detroit	ESPN3	W, 77-62
Nov. 28	#13/14 Michigan State!	ESPN	W, 67-59
Dec. 1	at UMass	CBS Sports Network	W, 75-62
Dec. 14	Charlotte	FOX Sports South	W, 77-46
Dec. 18	at UCF	CBS Sports Network	W, 72-50

Diamond Head Classic, Honolulu, Hawai'i

Dec. 23	Hawai'i	ESPNU	W, 73-58
Dec. 23	#4/5 Arizona	ESPN2	L, 69-50
Dec. 25	Indiana St.	ESPN2	L, 55-57 (OT)
Jan. 2	La Salle	FOX Sports South	W, 76-59
Jan. 5	at Georgia Tech *	ACCN / ESPN3	W, 62-49
Jan. 10	at RV/RV UNC *	ESPN / WatchESPN	W, 68-59
Jan. 13	RV/RV Maryland *	ESPNU / WatchESPN	W, 54-47
Jan. 16	at Boston College *	FOX Sports South / ESPN3	7 p.m.
Jan. 23	Duke *	ESPN / WatchESPN	7 p.m.
Jan. 27	Florida State *	ESPNU / WatchESPN	6 p.m.
Jan. 30	at Virginia Tech *	FOX Sports South / ESPN3	9 p.m.
Feb. 2	at NC State *	CBS	4 p.m.
Feb. 5	Boston College *	FOX Sports South / ESPN3	7 p.m.
Feb. 9	North Carolina *	ESPN2 / WatchESPN	2 p.m.
Feb. 13	at Florida State *	ESPN2 / WatchESPN	7 p.m.
Feb. 17	at Clemson *	ESPNU / WatchESPN	6 p.m.
Feb. 19	Virginia *	ESPNU / WatchESPN	9 p.m.
Feb. 23	at Wake Forest *	FOX Sports South / ESPN3	1 p.m.
Feb. 27	Virginia Tech *	FOX Sports South / ESPN3	7 p.m.
March 2	at Duke *	ESPN / WatchESPN	6 p.m.
March 6	Georgia Tech *	ACCN / ESPN3	9 p.m.
March 9	Clemson *	ACCN / ESPN3	2:30 p.m.

All home games are played at the BankUnited Center

Game times are ET and subject to change

* ACC game ! Big Ten/ACC Challenge

All games can be heard on WQAM 560 and Canes All Access on HurricaneSports.com

UM RADIO - WQAM 560

Joe Zagacki, play-by-play Josh Darrow, analyst

SOCIAL MEDIA

Website: HurricaneSports.com

Twitter: @CanesHoops | @CanesCoachL

Facebook: /MiamiHurricanes | /MiamiBasketball

MIAMI DIGITAL GUIDE

Miami is not printing media guides this season.

Instead, find the online version at the link below:

<http://theusports.com/mbbguide/pc/>

MIAMI

HURRICANES (12-3, 3-0)

NATIONAL RANKING
RV / RV

LAST TIME OUT

W, 54-47 vs. Maryland

LEADERS

Scoring per Game

Durand Scott - 13.7

Shane Larkin - 12.5

Rebounds per Game

Kenny Kadji - 7.5

Assists per Game

Shane Larkin - 3.8

HEAD COACH

Jim Larrañaga

Overall: 502-350 (29)

At UM: 32-16 (2)

BOSTON COLLEGE

EAGLES (9-7, 1-2)

NATIONAL RANKING
--/--

LAST TIME OUT

L, 75-72 at Wake Forest

LEADERS

Scoring per Game

Anderson - 16.7

Hanlan - 13.4

Rebounds per Game

Anderson - 9.7

Assists per Game

Rahon - 4.0

HEAD COACH

Steve Donahue

Overall: 185-179

At BC: 39-41 (3)

SETTING THE SCENE

Jan. 16, 2013 | 7 p.m.

Conte Forum | Chestnut Hill, Mass.

TV: FOX Sports South | ESPN3

Radio: 560 WQAM

Webcast: WQAM.com

Series: Miami trails in the series 24-15

Last Meeting: March 3, 2012

Miami won, 77-56 in Coral Gables

Jim Larrañaga was the first Canes coach to open his UM career with 20 wins. Larrañaga came to Miami after serving as the head coach at George Mason for 14 seasons. He guided the program to five NCAA tournament appearances (2011, 2008, 2006, 2001, 1999) – including an unprecedented run to the 2006 Final Four that captured the nation's attention. Following that run, he was selected the 2006 Clair Bee Coach of the Year.



THE GAME

With a 3-0 record in the ACC, the University of Miami will face off against Boston College on Jan. 16 at Conte Forum in the Canes' third road game in league play.

THE SERIES

Miami is 15-24 all-time against Boston College, with the series dating back to the 1962-63 campaign. The Canes are 8-11 against the Eagles at home, 0-2 at neutral sites and 7-11 on the road. Miami has won the last four matchups (two at home and two away), with the Canes winning the last meeting, 77-56, on March 3, 2012.

THE BROADCASTS

Catch the game on FOX Sports South and ESPN3 with Rich Waltz (pxp) and Mike Gminski (analyst) making the call. Affiliates for the game: FOX Sports Carolinas, SUN Sports, Comcast SportsNet Mid-Atlantic, New England Sports Network, FOX Sports Tennessee, FOX Sports Arizona, FOX Sports North, FOX Sports San Diego, FOX Sports Wisconsin, FS Prime Ticket, ESPN3, FOX Sports South, FS Detroit.

The game will also be carried live by 560 WQAM Radio with Joe Zagacki (play-by-play) and Josh Darrow.

THE COACH

Head coach Jim Larrañaga is in his 29th season as a head coach and second at Miami. He has a 502-350 overall record and is 32-16 in his second season at Miami.

THE WEATHER

Projected temperatures on game day: Coral Gables - 83/67. Chestnut Hill, Mass. - 31/39.

THE RANKINGS - RPI/SOS

As of Jan. 14, 2013

Warren Nolan: 5 / 2

Sagarin: 14

Realtime: 5 / 2

KenPom: 19

THE NOTES

Julian Gamble has averaged 9.3 points, 7.9 rebounds and 2.4 blocks in 28.3 minutes in the past seven games after starting the first eight games with 4.3 points, 1.8 rebounds, 0.6 blocks in 13.0 minutes.

Miami's non-conference strength of schedule is No. 2 and RPI is No. 5 (Warren Nolan). According to Collegiate Basketball News RPI, the Canes' non-conference schedule strength was third-worst (345 of 347) in 2009-10, 142 in 2010-11 and 117 last season.

2012-13 ROSTER

#	Name	Pos.	Ht.	Wt.	Yr.	Hometown Previous School (s)
0	Shane Larkin	G	5-11	176	So.	Orlando, Fla. Dr. Phillips (Fla.)
Eight games with at least four assists ... 13 assists in past three games ... 12-of-15 games with 10+ points, including 27 vs. JU.						
1	Durand Scott	G	6-5	203	Sr.	The Bronx, N.Y. Rice
11 assists in past two games ... 3rd double-double was 16p/12r vs. Charlotte ... At GT held to single digit scoring for first time in 17 games.						
3	Steve Sorenson	G	6-0	151	Fr.	Dallas, Texas Mark's School of Texas
Named all-state by Texas Association of Basketball Coaches as a senior ... TABC academic all-state.						
4	Trey McKinney Jones	G	6-5	220	Sr.	Milwaukee, Wis. South Milwaukee UMKC
7 assists vs. MD ... Career high 18 pts vs. Michigan State, hitting five threes ... 14 points, including four 3-pointers against La Salle.						
10	Raphael Akpejori	F	6-10	236	Jr.	Lagos, Nigeria Sunrise Christian Academy (Kan.)
11 rebounds and four points in 8.2 minutes the past five games ... Played 11 min. vs. ISU, with two points and three rebounds.						
12	Justin Heller	G	6-2	180	Jr.	Boca Raton, Fla. West Boca Raton Community
Scored first career points vs. Charlotte on a 17-foot jumper ... Played in seven games in 2011-12, including four ACC matchups.						
15	Rion Brown	G	6-6	200	Jr.	Hinesville, Ga. Liberty County
Career-best 22 points from four 3-pointers in home state at GT, where his father was an All-American ... Seven 3s in past three games.						
21	Erik Swoope	F	6-6	233	Jr.	Lake Elsinore, Calif. Harvard-Westlake
Season-high 23 minutes vs. La Salle: 4 points, 4 rebounds ... Was 3-3 vs. JU on his way to 7 points ... 2 steals and 2 monster dunks vs. JU.						
23	Tonye Jekiri	C	7-0	227	Fr.	Hialeah, Fla. Champagnat Catholic School
Two points, four rebounds vs. Maryland ... Two points, two rebounds at GT ... First collegiate field goal was at UCF.						
25	Garrius Adams	G	6-6	195	Sr.	Apex, N.C. Middle Creek
Out with right knee injury ... In 19 games last year, averaged 4.5 points, 2.1 rebounds, 0.9 assists and 0.6 steals in 16.9 minutes per game.						
35	Kenny Kadji	F/C	6-11	242	Sr.	Douala, Cameroon Pendleton IMG Academy Florida
12 blocks in last five games ... 13.9 pts, 8.0 reb, 2.0 blocks since R. Johnson injury ... Back-to-back double-doubles vs. La Salle & GT.						
42	Reggie Johnson	C	6-10	292	Sr.	Winston-Salem, N.C. Winston-Salem Prep
Out 6-8 weeks with left thumb fracture sustained on Dec. 21 ... Tallied 18th-career double-double with 16 points and 13 rebounds at UCF.						
45	Julian Gamble	F/C	6-10	250	Sr.	Durham, N.C. Southern Durham
Third career double-double with career highs 16 points & 13 rebounds at Hawai'i ... 9.3 pts, 7.9 reb, 28.3 min. since R. Johnson injury.						

LARRAÑAGA BY THE NUMBERS

1 - Coach Jim Larrañaga is the only ACC coach not at UNC or Duke with a Final Four appearance to his credit.

4 - In 2006, Coach Jim Larrañaga became the first coach at a mid-major school to take his team to the NCAA Final Four in 27 years.

7 - Larrañaga is no stranger to the ACC. In his seven seasons as an assistant coach at Virginia, the Cavaliers participated in the NCAA Final Four in 1981 and 1984, won three ACC Championships and finished in the Top 5 of the AP rankings.

13 - Larrañaga has made 13 postseason appearances in the past 23 years, including five NCAA tournaments.

29 - Larrañaga is in his 29th year as a head coach and has successfully transitioned two institutions into successful programs: Bowling Green and George Mason.

LARRAÑAGA - WHY MIAMI?

Along with returning to the best basketball conference in the country, Coach L had a few personal reasons for accepting the head coaching job at Miami. Coach's grandfather was from Cuba, where he produced the Larrañaga [lare-en-YAH-ga] cigar. Coach's father was raised in Key West before moving to The Bronx, N.Y., getting married and raising six children. Coach L was raised in The Bronx, but vacationed to Florida as a boy. He also has owned a house in Sarasota - which he bought from Dick Vitale's daughter - for eight years, and three of his siblings have retired to Florida.

COACH L'S FIRST SEASON AT MIAMI

- Most ACC wins since joining the conference
- Tied for fourth in ACC, the highest ACC finish in school history
- Defeated eventual No. 2 & No. 3 NCAA tournament seeds Duke & FSU
- Notched Miami's first win at Cameron Indoor Stadium

COACH L'S SECOND SEASON AT MIAMI

- Defeated No. 13/14 Michigan State in ACC/Big Ten Challenge
- Defeated RV/RV North Carolina at the Dean Smith Center

GAME RECAP: UM VS. MARYLAND

Starters: Shane Larkin, Durand Scott, Trey McKinney-Jones, Kenny Kadji and Julian Gamble ... For the first time in school history, the Canes are 3-0 to open ACC play. The 1997-98 season was the last time the Canes started 3-0 in conference play, when Miami was in the Big East Conference ... Miami recorded 15 assists in the game, tied for the second most this season, behind 19 against Stetson and 15 vs. both Detroit and at UCF ... Maryland took the 1-0 lead, but a trey by Kenny Kadji at 17:48 in the first gave Miami the lead for good ... Miami held Maryland to 47 points in the game and just 14 in the first half on Sunday in Coral Gables. The last time the Canes held an opponent under 50 points was on Jan. 5, 2013 vs. Georgia Tech (49 pts.) ... The Canes held Maryland to 14 first-half points, the lowest first-half total since the 2006-07 season, when Miami held FSU to 16 on Feb. 26, 2011 ... The Canes scored their third fewest points in a game this season with 54 points. The previous low was 50 points against Indiana St. and 51 against FGCU. Miami's 19 first-half points are the third-fewest since the 2006-07 season, the lowest being 17 at Boston College in 2011 and 18 vs. Nova Southeastern in 2009 ... Trey McKinney Jones recorded a career high in assists with seven. His previous high was four against FAU on Dec. 17, 2011 ... Kenny Kadji has had double digit scoring in 12 of the 15 games this season ... Julian Gamble tied career-high with four blocks. His previous best was against Indiana State on Dec. 25, 2012 ... Raphael Akpejori tied a season high with four rebounds. His previous high was four at Georgia Tech on Jan. 5, 2013 ... Tonye Jekiri recorded a career-high with four rebounds, his best since two against Arizona on Dec. 23, 2012.

PRONUNCIATIONS

Players

1 Durand	dur-RAND
10 Akpejori	AHK-peh-jour-ee
15 Rion	Ryan
23 Tonye Jekiri	Tone-yay Jah-KEER-EE
25 Garrius	GARY-us
21 Swoope	Swope
35 Kadji	KAHD-gee

Coaches

Larrañaga	LARE-uh-NAY-guh
Huger	HUE-gur
Caputo	Ca-poo-toe
Summey	Some-EE

CLASS BREAKDOWN

Seniors

Garrius Adams, Julian Gamble, Reggie Johnson, Kenny Kadji, Trey McKinney Jones, Durand Scott

Juniors

Raphael Akpejori, Rion Brown, Justin Heller, Erik Swoope

Sophomore

Shane Larkin

Freshmen

Tonye Jekiri, Steve Sorenson

GEOGRAPHIC BREAKDOWN

CAMEROON

Douala Kenny Kadji

NIGERIA

Lagos Raphael Akpejori

UNITED STATES

California Erik Swoope

Florida

Justin Heller, Shane Larkin, Tonye Jekiri

Georgia

Rion Brown

New York

Durand Scott

North Carolina

Garrius Adams, Julian Gamble, Reggie Johnson

Texas

Steve Sorenson

Wisconsin

Trey McKinney Jones

AWARDS IN 2012-13

Durand Scott

ACC Player of the Week Dec. 17

Shane Larkin

Bob Cousy Award nominee

2012-13 ACC STANDINGS

As of Jan. 14, 2012

NC State	3-0	1.000	14-2	.875
Miami	3-0	1.000	12-3	.800
Duke	2-1	.667	15-1	.938
Florida State	2-1	.667	10-6	.625
Wake Forest	2-1	.667	9-6	.600
Maryland	1-2	.333	13-3	.812
North Carolina	1-2	.333	11-5	.688
Virginia	1-2	.333	11-5	.688
Virginia Tech	1-2	.333	10-6	.625
Clemson	1-2	.333	9-6	.600
Boston College	1-2	.333	9-7	.562
Georgia Tech	0-3	.000	10-5	.667

SERIES INFORMATION

Overall	Miami trails 15-24
Games at Miami	8-11
Games in College Park	7-11
Games on neutral courts	0-2
Current streak	Miami won 4
Last meeting	3/3/12, Miami W, 77-56
Larragana at UM vs. BC	2-0

DID YOU KNOW

The Hurricanes have made at least one trey in 815 of 819 games since the NCAA adopted the 3-point shot in 1986.

Miami has held 672 of its last 673 opponents to less than 100 points. UNC was the last team to score 100+, defeating UM 105-64 on Jan. 31, 2007.

Miami boasts five players 6-foot-10 or taller, and five players at 6-6 or 6-5.

27 of 28 Miami Hurricane basketball players have graduated from UM during the last eight years.

Miami basketball ranks 80th-90th percentile in NCAA men's basketball with a 980 APR (academic progress rate).

In 2008 & 2009, Jack McClinton was named first team All-ACC & named to the ACC's All-Academic Team.

Six-time NBA All Star Amar'e Stoudemire recently enrolled at UM and is taking classes to earn his bachelor's degree.

Shane Larkin was named to the ACC All-Freshman Team in 2011-12.

Coach L led the George Mason Patriots to the Final Four with big wins over some of basketball's elite teams such as Michigan State, UNC, and UConn. He was the first coach to take a mid-major to a Final Four in 27 years when his team advanced in 2006.

Miami is one of only three schools in the country sponsored by Nike's LeBron brand.

The Canes have averaged 20+ wins in each of the last five seasons.

Coach L became the first Miami Coach to win 20 games in his first season at The U.

Over 90 percent of Miami Hurricane basketball games were televised last season, including every ACC contest.

Five of the last 12 National Championship teams have been from the ACC.

Three Canes earned all-ACC honors last season, Shane Larkin (freshman), Kenny Kadji, (third) Durand Scott (H.M.).

Summer at the U include competitive pickup games and workouts alongside such players as Carlos Boozer, Chris Bosh, Kevin Durant, Kyrie Irving, Joe Johnson, Chris Paul, and LeBron James.

Former Cane Rick Barry was named one of the Greatest Players in NBA History.

Miami native and former Cane James Jones won the 2010-2011 NBA All-Star Weekend 3-Point Contest and the NBA Championship in the 2011-2012 season.

UM is in its ninth season in the ACC.

UM has played in the postseason 13 of the past 18 years, five of which were in the NCAA Tournament.

The Hurricanes have advanced to the postseason six times in eight seasons, with five NIT appearances and one NCAA appearance.

In 14 years at George Mason, Larragana led the Patriots to five NCAA Tournament appearances (2011, 2008, 2006, 2001, 1999), including the 2006 Final Four.

CANES IN THE POLLS

Miami has received votes in national polls six weeks this season, as of Jan. 14. Miami was listed on both the AP and USA TODAY preseason polls for the first time since the 2008-09 season, when UM was ranked 17 and 16, respectively. In 2005-06 Miami was receiving votes in both preseason polls, with 16 from the AP and six in the USA TODAY listing.

	AP Top 25	USA TODAY
Preseason	RV (8)	RV (2)
Nov. 12	RV (9)	--
Dec. 3	RV (7)	RV (5)
Dec. 10	RV (3)	--
Dec. 17	RV (3)	--
Jan. 14	RV (9)	RV (8)

MIAMI STARTS ACC PLAY WITH THREE WINS

Miami has opened the 2012-13 ACC schedule with a trio of wins for the first time since joining the league in 2004-05 and for the first time since the 1997-98 season, when UM was in the BIG EAST Conference. That year, Miami defeated Rutgers, Georgetown, Seton Hall, Pittsburgh and Connecticut to start the year 5-0.

UM has started league play with a win three seasons, but has started 0-2 the previous two years. Under Coach L, the team started 0-2 last season, but finished 9-7, good enough for a fourth-place tie in the league.

Year	After...	1 game	2g	3g	4g	5g
2012-13		1-0	2-0	3-0		
2011-12		0-1	0-2	1-2	1-3	2-3
2010-11		0-1	0-2	1-2	1-3	1-4
2009-10		0-1	1-1	1-2	1-3	1-4
2008-09		0-1	1-1	2-1	2-2	3-2
2007-08		1-0	1-1	1-2	1-3	2-3
2006-07		1-0	1-1	2-1	2-2	2-3
2005-06		0-1	1-1	2-1	3-1	3-2
2004-05		0-1	1-1	1-2	1-3	1-4
2003-04 (Big East)		0-1	1-1	2-1	3-1	3-2
2002-03		0-1	0-2	0-3	1-3	1-4
2001-02		1-0	1-1	1-2	2-2	3-2
2000-01		0-1	0-2	0-3	0-4	1-4
1999-00		1-0	1-1	2-1	2-2	3-2
1998-99		1-0	2-0	2-1	3-1	4-1
1997-98		1-0	2-0	3-0	4-0	5-0

MIAMI OPENS ACC WITH 3-OF-4 ON THE ROAD

The Hurricanes are one of two league schools (also FSU) to start ACC play with three-of-four games on the road. Miami opened with wins at Georgia Tech, then at North Carolina, hosted Maryland, now hits the road for Boston College. Of the other 10 ACC schools, seven are split 2-2 home and away, while the other three (Clemson, Duke and Maryland) only hit the road once in their first four outings.

For the third-straight season, UM opened the ACC schedule with back-to-back games on the road. In 2011, Miami lost at Duke and Clemson, then in 2012 the Canes lost at both Virginia and UNC to start league play. This season Miami is already 1-0 with a win at Georgia Tech on Jan. 5.

GAMBLE STEPS UP IN ABSENCE OF JOHNSON

Julian Gamble has moved into the starting lineup in the absence of Reggie Johnson and is taking full advantage of the opportunity. Gamble has more than doubled his point production and increased his rebounds from less than two per game to 7.9 each night in the past seven games without Reggie Johnson.

A year ago, he didn't know if he'd be granted a sixth year of eligibility with the Canes. In his senior campaign, the native of Durham is posting career numbers, topping his junior year stats.

	First 8 games	Last 7	Junior Year
Minutes	13.0	28.3	15.2
Points	4.3	9.3	4.0
Rebounds	1.8	7.9	3.4
Blocks	0.6	2.4	0.8

TEAM EFFORT FROM THE CANES

Through 14 games, six players have led (or tied) for team highs in scoring, six in rebounds, three in assists, five in steals and six in blocks. See page 4 of the notes for a complete listing.

MIAMI VS. THE ACC IN THE COACH L ERA

Miami has defeated nine of their 11 ACC opponents in the Coach Larranaga era, including four on their home court - Georgia Tech, Boston College, Duke and North Carolina.

In his first season at UM, Coach Larranaga and the Canes defeated eight of their 11 ACC opponents at least once. Miami beat Boston College in both meetings, and downed five teams in their sole matchup - Clemson, Duke, Virginia Tech, Georgia Tech and Wake Forest. UM split games with Maryland and Florida State, but lost to North Carolina (twice), NC State (twice) and Virginia.

So far in year two, Miami is 3-0 in the ACC with road wins at Georgia Tech and UNC.

RPI AND STRENGTH OF SCHEDULE

According to WarrenNolan.com as of Jan. 15, Miami's RPI is 5 and strength of schedule is 2. RealtimeRPI.com has UM with an RPI of 5 and SOS of 2. Since joining the ACC, Miami's best non-conference SOS was 112 and RPI was 39, both in 2007-08.

Non-conference schedule strength		RPI
Collegiate Basketball News		NCAA.org
2011-12	117	71
2010-11	142	69
2009-10	345 (out of 347 teams)	95
2008-09	212	59
2007-08	112	39
2006-07	269	156
2005-06	151	72
2004-05	204	72

NUMBER OF GAMES POTENTIALLY MISSED BY THE CANES

Based on a 32-game schedule, this year Miami will be undermanned in potentially 108 games due to injuries and transfers. Durand Scott missed three games due to an NCAA withholding penalty and Reggie Johnson is expected to miss 13 games while Garrius Adams could miss the entire season (32 games) due to injuries. Two transfers, Bishop Daniels and Melvin Johnson, will miss 28 and 32 games, respectively.

Last season, Miami players missed 108 games due to injury or NCAA suspensions. The list of players missing time included starting center Reggie Johnson (nine games to injury, one to suspension), forward DeQuan Jones (10 to suspension), starting guard Durand Scott (three to suspension), starting guard Malcolm Grant (two to a death in the family), guard Garrius Adams (14 to injury and knee surgery), and guard Rion Brown (two to illness). Even guard Shane Larkin missed the opener until the NCAA approved his eligibility. Veteran forward Julian Gamble (knee) and freshman guard Bishop Daniels (foot) sat out the entire year.

LARRAÑAGA EARNS 500th WIN

Head coach Jim Larranaga is in his 29th season as a head coach, posted his 500th win at Georgia Tech on Jan. 5 in Atlanta. Entering the 2012-13 season, Coach L was tied for 20th on the list of winningest active Division-I head coaches. Currently 17 active D-I coaches have 500 wins.

JIM LARRAÑAGA = PROGRAM CHANGER

IN COACH L'S 14 SEASONS AT GEORGE MASON ...

- .626 winning percentage
- 13 straight winning seasons
- A Final Four appearance
- 5 trips to the NCAA tournament
- 9 postseason appearances
- First national ranking
- First appearance in Top 10
- First wins over Top 10 teams
- Winningest coach in league history

SEVEN SEASONS BEFORE COACH L AT GMU...

- .340 winning percentage
- 7 straight losing seasons
- 0 postseason appearances
- Worst team in the CAA

MIAMI'S 2012-13 RECORD WHEN...

Record	Overall	ACC
All games	12-3	3-0
Home	7-0	1-0
Away	4-1	2-0
Neutral	1-2	
November	4-1	
December	4-2	
January	4-0	3-0
February		
March		
April		
Vs. Top 10 opponents		0-1
Vs. Top 25 opponents		1-1
Vs. RV opponents		2-0
Vs. teams over .500 on game day		10-1
Vs. teams under .500 on game day		0-1
Vs. teams at .500 on game day		2-0
While UM is in the top 25		--
While UM is RV		5-2
In overtime games		0-1
Leading at halftime		8-1
Trailing at halftime		3-2
Tied at halftime		1-0
Single overtime		0-1
Double overtime		--
Leading with 2:00 left in regulation		12-1
Trailing with 2:00 left in regulation		0-2
Tied with 2:00 left in regulation		--
UM shoots 50% or better from field		3-0
UM shoots 40-49% from field		8-0
UM shoots under 40% from field		1-3
Opp. shoots 50% or better from field		--
Opp. shoots 40-49% from field		4-2
Opp. shoots under 40% from field		7-1
UM shoots 70% or better from the line		5-0
UM shoots less than 70% from the line		7-3
UM has more 3-point FGs		7-1
UM has fewer 3-point FGs		5-2
3-point FGs are even		--
Four or more Canes in double figures		8-0
Three Canes score in double figures		3-2
Two or less Canes score in double figures		1-1
UM outrebounds opponent		9-1
Opp. outrebounds UM		3-2
Tied in rebounds		--
UM records 10 or more steals		2-1
UM records 15 or more assists		4-0
UM commits less than 15 turnovers		11-2
UM commits 15 or more turnovers		1-1
UM commits less turnovers than opp.		5-3
UM commits more turnovers than opp.		5-0
Tied in turnovers		2-0
UM scores 59 points or less		1-3
UM scores between 60-69 points		3-0
UM scores between 70-79 points		7-0
UM scores between 80-89 points		1-0
UM scores between 90-99 points		--
UM scores 100 or more points		--
Playing during the afternoon		3-1
Playing in the evening (5 p.m. or later)		9-2
Games decided by three points or less		0-1
Games decided by four to 10 points		4-0
Games decided by 11-20 points		6-2
Games decided by more than 20 points		2-0

ACC LEADERS DURAND SCOTT AND SHANE LARKIN

Durand Scott leads all returning ACC players with 1,381 career points, ahead of C.J. Harris (WF), Erick Green (VT), Michael Snaer (FSU), Scott Wood (NC State) and Travis McKie (WF). Scott is the only current ACC player to have averaged in double figures three times in his career. Scott is also third in points per game among active leaders with 12.7 career ppg.

Shane Larkin was fifth overall and tops among freshmen in the ACC in steals a year ago, and was fifth among freshmen in scoring with 7.4 ppg, trailing Ryan Anderson (BC), Dennis Clifford (BC), Nick Faust (MD), and Lonnie Jackson (BC). This season Larkin leads the ACC in steals and is eighth in assists.

UM'S OFFENSIVE OUTPUT

Four players - Durand Scott, Shane Larkin, Reggie Johnson and Kenny Kadji - are averaging double-digit points this season and one - Trey McKinney Jones - is at 9.4 ppg. When three or more Canes score in double digits, Miami is 10-2. In eight games this year, four or more Hurricanes have scored in double digits.

LARKIN IMPROVES IN YEAR TWO

Sophomore Shane Larkin has drastically improved his scoring in his second year with the Canes, averaging 12.5 ppg through 15 games. A season ago, he was only posting 8.8 points per night through 15 games.

Category	'11-12 (15g)	'11-12 (33g)	'12-13 (15g)
Points	7.4	7.4	12.5
FG Percent	39.8	36.0	46.1
3-Point Field Goals	18	32	24
Assists	36	81	57
Rebounds	2.5	2.5	3.6
Minutes	23.5	25.6	36.1

KADJI DOUBLE-DOUBLES

Kenny Kadji has recorded four double-doubles this season, and has flirted with the mark on three other occasions. His double-doubles were against Stetson (12p, 12r), Detroit (14, 11), La Salle (14, 11) and Georgia Tech (11, 14). He came close in three road games, against FGCU (13, 8), UCF (10, 8) and North Carolina (18, 9).

CANES SHARE THE BALL

Miami recorded 15 assists in the game against Maryland, tied for the second most this season, behind 19 against Stetson and 15 vs. both Detroit and at UCF. Trey McKinney Jones led the charge with a career-high seven assists, followed by six from Shane Larkin and two from Durand Scott. UM had only five assists at the halftime break. The Canes have recorded at least 10 assists in 11 games this season, and in three-straight outings.

LOW-SCORING OUTING VS. MARYLAND

Miami held Maryland to 47 points in the game against Maryland and just 14 in the first half. The last time the Canes held an opponent less than 50 points was on Jan. 5, 2013 vs. Georgia Tech (49 pts.). The Canes held Maryland to 14 first-half points, the lowest first-half total since the 2006-07 season, when Miami held FSU to 16 on Feb. 26, 2011.

COMEBACK WINS AND SECOND HALF SCORING

Miami has been tied or trailing at halftime in four of its 11 wins this season. In those four games, Miami has outscored its opponents 177-123 in the second stanza. Through 14 games, UM has outscored its opponents 546-432 in the second half.

Against Stetson, the teams were tied at 34 at the break and the Canes were down by four vs. Michigan State, six vs. La Salle and two at North Carolina.

At UNC, the Canes posted a 17-9 run to end the game and secure the 68-59 victory at the Smith Center. Miami outscored La Salle and Georgia Tech 51-22 in the first 12 minutes of the second half. At Georgia Tech, Miami went on a 24-11 run after the half, and the Canes outscored La Salle 27-11 in the first 12 minutes after the break. Miami put together a 7-0 run midway through the second half against Stetson to put the game out of reach for the Hatters.

COACHING COORDINATORS FOR THE CANES

Miami's assistant coaching staff is set up in a coordinator system, with Eric Konkol as the offensive coordinator, Michael Huger manning the defense and Chris Caputo handling the scout for every opponent.

MIAMI'S LARGEST IN 2012-13

Lead	31 vs. Charlotte, 12/14
Deficit	26 vs. Arizona, 12/23
Margin of Victory	31 vs. Charlotte, 12/14
Margin of Defeat	19 vs. Arizona, 12/23
Halftime Lead	16 at UCF, 12/18
Halftime Deficit	12 vs. Arizona, 12/23
Deficit in Win	11 vs. La Salle, 1/2
Halftime Deficit in Win	6 vs. La Salle, 1/2
Lead in Loss	10 at FGCU, 11/13
Halftime Lead in Loss	2, vs. Indiana State, 12/25

DOUBLE-DOUBLES in 2012-13

Julian Gamble			
12/22/12	vs. Hawai'i	16 p	13 r

Reggie Johnson

11/09/12	vs. Stetson	22 p	11 r
11/28/12	vs. Michigan St.	10 p	11 r
12/01/12	at UMass	19 p	13 r
12/18/12	at UCF	16 p	13 r

Kenny Kadji

11/09/12	vs. Stetson	12 p	12 r
11/24/12	vs. Detroit	14 p	11 r
01/02/13	vs. La Salle	14 p	11 r
01/05/13	at Georgia Tech	11 p	14 r

Durand Scott

12/14/12	vs. Charlotte	16 p	12 r
----------	---------------	------	------

30-POINT GAMES IN 2012-13

30	Kenny Kadji	01/02/12	vs. UNCG
----	-------------	----------	----------

20-POINT GAMES

27	Shane Larkin	11/16/12	vs. Jacksonville
22	Reggie Johnson	11/09/12	vs. Stetson
22	Rion Brown	01/05/13	at Georgia Tech
20	Durand Scott	12/22/12	at Hawai'i

AT THE BANKUNITED CENTER (BUC)

Year	Season	Cumulative
2002-03	4-5	
2003-04	10-8	14-13
2004-05	11-5	25-18
2005-06	11-5	36-23
2006-07	8-7	44-30
2007-08	14-2	58-32
2008-09	12-4	70-36
2009-10	12-4	82-40
2010-11	13-4	95-44
2011-12	12-3	107-47
2012-13	7-0	114-47

OVERALL ACC RECORD IN BUC 109-48

LED (TIED) THE TEAM IN....

	Points	Rebounds	Assists	Steals	Blocks
Akpejori	-	-	-	-	-
Daniels	-	-	-	1 (1)	-
Brown	1	1	-	-	(1)
Gamble	-	2	-	-	2 (2)
Jekiri	-	-	-	-	1
Johnson	2	4	-	-	3
Kadji	5	4 (2)	-	1 (1)	5 (4)
Larkin	2 (2)	-	8 (3)	3 (7)	-
McKinney Jones	1	1	1	2 (1)	-
Scott	2 (2)	1 (1)	3 (2)	2 (3)	-
Swoope	-	-	-	-	(1)

MBB INKS BURNETT AND REED TO NLI

Jim Larrañaga has announced the signing of Deandre Burnett and Davon Reed to National Letters of Intent, on Nov. 20.

Burnett is a 2012 Parade All-American, one of only two players from the state of Florida and one of five Atlantic Coast Conference recruits to earn the honor. Originally from Florida, Burnett is currently attending Massanutten Military Academy (Va.).

At 6-1, 190 pounds, the shooting guard averaged 36.2 points, six rebounds and four assists per game as a senior at Carol City High School in Miami Gardens, Fla. The fourth leading scorer in the nation notched 45 points three times in his final prep season, earning first team Miami-Dade County honors as a junior while leading the Chiefs to an 18-4 record. He has averaged more than 20 points per game since his sophomore campaign.

Burnett played AAU ball for Team U and is touted for his ability to attack the basket in transition, score through contact and pressure the ball full court.

Burnett chose Miami over offers from Virginia, Mississippi, South Carolina, La Salle, FAU, Georgia Southern, FIU and Stetson. He is Larrañaga's third signee from the state of Florida, joining current Hurricanes sophomore Shane Larkin (Dr. Phillips) and freshman Tonye Jekiri (Champagnat).

Reed, a native of Princeton, N.J., is a four-star swingman listed as a Top 100 player (No. 97) by Rivals.com and No. 78 in the Class of 2013 by ESPN. He is the third-best talent in New Jersey and 18th best nationally at the shooting guard position, according to ESPN.com and Rivals ranks him as 24th among shooting guards.

He is a 6-6, 195-pound guard who averaged 27 points and nine rebounds per game for Princeton Day School (N.J.) last season. He enters his senior season with 1,473 points in 78 career games, an 18.9 ppg clip.

He is a multidimensional, athletic player who can handle the ball, has a solid shot and can defend the perimeter. He can play the 2 or the 3, and can defend the 1, 2 or 3 positions.

This summer, Reed participated in the Kevin Durant Skills Academy and played the AAU circuit with Team Final from New Jersey.

Reed chose Miami over offers from Wake Forest, Cincinnati, Xavier and Memphis, among others.

ACC COACHES TELECONFERENCE

The 12 ACC head basket-ball coaches will be featured on nine Monday teleconferences during the 2012-13 season. The season's first teleconference will take place on Jan. 7, 2013, and continue through March 11. Each coach will have 10 minutes to make an opening statement and answer questions. There will be an instant replay of each teleconference on the Conference's internet site TheACC.com each Monday afternoon.

Jeff Bzdelik, Wake Forest	10:30
James Johnson, Virginia Tech	10:40
Tony Bennett, Virginia	10:50
Mark Gottfried, NC State	11:00
Ray Williams, North Carolina	11:10
Jim Larrañaga, Miami	11:20
Mark Turgeon, Maryland	11:30
Brian Gregory, Georgia Tech	11:40
Leonard Hamilton, Florida State	11:50
Mike Krzyzewski, Duke	12:00
Brad Brownell, Clemson	12:10
Steve Donahue, Boston College	12:20
Media Phone Number:	913-312-0641

AGAINST NORTH CAROLINA ...

Miami was the first team to beat UNC at home this year after the Tar Heels opened 7-0 at home.

UM picked up its third all-time win over UNC, halted Carolina's 10-game winning streak in the series and improved to 2-9 at the Dean Dome.

The Canes allowed the Tar Heels only 59 points and 33 rebounds. The Heels entered the game averaging 81.4 ppg and 44.1 rpg.

KADJI AND GAMBLE FILL UP THE STAT SHEET AT UNC

In Miami's win over North Carolina, Kenny Kadji and Julian Gamble combined for 32 points from 14-21 shooting, 15 rebounds and seven blocks. Kadji scored 18 points - including two 3-pointers - while adding nine rebounds, four blocks and three assists in 37 minutes. Gamble was 7-of-10 from the field for 14 points, grabbed six rebounds, notched three blocked shots and a steal in 33 minutes.

HOMECOMING FOR RION BROWN

In games played in his home state of Georgia, Rion Brown has averaged 8.9 ppg, shooting 45.3 percent (24-53) from the field and 42.4 percent (14-33) from distance, a vast improvement from his career numbers of 5.9 ppg, 39.4 FG percent and 34.6 3FG percent. Of the 14 career games he has scored in double digits, three have been in the state of Georgia. Brown has faced Georgia Tech in regular season play three times, and four teams in the ACC tournament: Georgia Tech, Florida State, Virginia and North Carolina.

	In Georgia	Career
Games	7	81
FG%	45.3	39.4
3FG%	42.4	34.6
PPG	8.9	5.9
10+ points	3	14

SCOTT ACC PLAYER OF THE WEEK

Hurricanes guard Durand Scott was named the ACC Player of the Week (Dec. 17) following his double-double against Charlotte. With 16 points and 12 rebounds, Scott led Miami to a 77-46 win over previously undefeated Charlotte in the Hurricanes' lone game of the week. The Bronx, N.Y., senior was 5-of-8 from the floor (.625), including 2-of-3 from 3-point range, handed out four assists, swiped four steals and blocked one shot.

BLOCK PARTY VS. CHARLOTTE

Miami blocked 12 of Charlotte's shots on Dec. 14, including nine in the first half, marking the fourth-straight game with at least five blocks. Seven Canes swatted a shot, led by three from Kenny Kadji and two apiece from Raphael Akpejori, Tonye Jekiri and Julian Gamble. Miami's previous team season high was eight blocked shots at UMass, followed by five vs. Michigan State and Detroit.

LARRAÑAGA AND OBAMA

In his three visits to the UM campus in the past year, President Barack Obama was greeted by Coach Larrañaga and attended each event. Larrañaga has met the President a dozen times, dating back to Coach L's tenure in Fairfax, Va., at George Mason. Larrañaga's son, John, also plays basketball with the President.

CANES & COACH L MAKE COMMITMENT

The University of Miami and Coach Jim Larrañaga have agreed to terms on a three-year contract extension that will run through April 30, 2019. Larrañaga's extension adds three years to his existing five-year contract which began in April 2011.

CANES IN THE PROS

DeQuan Jones	Orlando Magic
James Jones	Miami Heat
John Salmons	Sacramento Kings
Adrian Thomas	Bakersfield Jam (D-League)
Brian Asbury	Cajasol Banca Civica Sevilla (Spain)
Malcolm Grant	APOEL Nicosia B.C. (Cyprus)
Lance Hurdle	Wollongong Hawks (Australia)
Anthony King	Artland Dragons (Germany)

2012-13 Record Chasers**REBOUNDS, CAREER**

1. Rick Barry, 1962-65	1,274
2. Willie Allen, 1968-71	916
3. Harry Manushaw, 1958-61	914
9. Ron Godfrey, 1958-61	767
10. Joe Wylie, 1988-91	758
11. Reggie Johnson, 2009-p	731

BLOCKED SHOTS, CAREER

1. Constantin Popa, 1991-95	263
2. Tim James, 1995-99	224
3. Anthony King, 2003-08	219
7. Elton Tyler, 1997-2000, 2001-02	114
8. Jimmy Graham, 2005-09	104
9. Reggie Johnson, 2009-p	102

POINTS SCORED (FG-FT), CAREER

1. Rick Barry, 1962-65 (816-666)	2,298
2. Eric Brown, 1985-89 (805-633)	2,270
3. Don Currutt, 1967-70 (813-380)	2,006
12. Steven Edwards, 1992-96 (419-290)	1,393
13. Ron Godfrey, 1958-61 (518-348)	1,384
14. Durand Scott, 2009-p	1,381

ASSISTS, CAREER

1. Vernon Jennings, 1996-00	520
2. Kevin Norris, 1994-98	493
3. John Salmons, 1998-02	429
4. Kevin Presto, 1985-98	412
5. Thomas Hocker, 1987-90	384
6. Durand Scott, 2009-p	353

GAMES STARTED, CAREER

1. Darius Rice, 2000-04	113
2. Robert Hite, 2002-06	109
3. Kevin Norris, 1994-98	108
4. John Salmons, 1998-2002	106
Eric Brown, 1985-89	106
6. Anthony King, 2003-08	105
7. Durand Scott, 2009-p	105

Steals, career

1. Kevin Norris, 1994-98	208
2. Vernon Jennings, 1996-00	199
3. John Salmons, 1998-02	192
7. Kevin Presto, 1985-89	154
8. Mike Simmons, 1998-03	141
9. Durand Scott, 2009-p	138
T9. Steven Edwards, 1992-96	138

STARTERS BY GAME

SU	Larkin	Brown	McKinney Jones	Kadji	Johnson
FGCU	Larkin	Brown	McKinney Jones	Kadji	Johnson
JU	Larkin	Brown	McKinney Jones	Kadji	Gamble
Detroit	Larkin	Scott	McKinney Jones	Kadji	Gamble
MSU	Larkin	Scott	McKinney Jones	Kadji	Johnson
UMass	Larkin	Scott	McKinney Jones	Kadji	Johnson
Charlotte	Larkin	Scott	McKinney Jones	Kadji	Johnson
UCF	Larkin	Scott	McKinney Jones	Kadji	Johnson
Hawai'i	Larkin	Scott	Brown	Kadji	Gamble
Arizona	Larkin	Scott	Brown	Kadji	Gamble
Ind. St.	Larkin	Scott	McKinney Jones	Kadji	Gamble
LaSalle	Larkin	Scott	McKinney Jones	Kadji	Gamble
Ga. Tech	Larkin	Scott	McKinney Jones	Kadji	Gamble
UNC	Larkin	Scott	McKinney Jones	Kadji	Gamble
MD	Larkin	Scott	McKinney Jones	Kadji	Gamble

RECORD BY STARTING LINEUP

Larkin, Brown, McKinney Jones, Kadji, Johnson	1-1
Larkin, Brown, McKinney Jones, Kadji, Gamble	1-0
Larkin, Scott, McKinney Jones, Kadji, Gamble	5-1
Larkin, Scott, McKinney Jones, Kadji, Johnson	4-0
Larkin, Scott, Brown, Kadji, Gamble	1-1

WEIGHT ROOM GAINS

UM has made great strides in the weight room since the arrival of Coach Jim Larrañaga and strength & conditioning coach Jim Krumpus. When Krumpus first arrived at Miami in the spring of 2011, the team bench pressed an average of 231 pounds. By the fall of 2011, that number jumped to 257 lbs, and in the fall of 2012, the Canes are benching 270.

In the vertical jump, the players averaged 32.4 inches in the spring of 2011, 34.4 inches in the fall of 2011 and are now at 35 inches. The team also averages 270 lbs. in the front squat. Some impressive individual numbers include: Bishop Daniels gained six inches on his vertical jump; Kenny Kadji lost 20 pounds and gained strength; Erik Swoope benches 340 pounds.

UM SETS GSR SCHOOL RECORD

The University of Miami recorded a department-wide school-record Graduation Success Rate (GSR) of 93 percent, according to the rates released by the NCAA. As a department, Miami's 93 percent GSR ranks fourth among ACC schools and is eighth overall among FBS schools. Overall, the University of Miami athletic department has improved from 77 to 93 percent from 2005 to 2012, a year after UM student-athletes posted a then-record 89 percent GSR in 2011. UM has exceeded the NCAA average GSR in each of the last eight years. The men's basketball team's rate is 87.

COACH L COACHING TREE

Jamie Angeli - assistant - Stetson women
 Joe Barer - head coach in high school
 Scott Cherry - head coach - High Point
 Bill Courtney - head coach - Cornell
 Kent Dernbach - assistant - University of Wisconsin Stephens Point
 Brian Ellerbe - former head coach - Michigan. Now assistant - DePaul
 Jerry Francis - former head coach - Prairie View. Now head coach - high school
 Mike Gillian - head coach - Longwood
 Stan Heath - head coach - University of South Florida
 Marc Iavaroni - former head coach - Memphis Grizzlies. Now assistant - LA Clippers
 James Johnson - head coach - Va. Tech
 Derek Kellogg - head coach - UMass
 Scott Lombardi - assistant - George Mason
 Steve Merfeld - former head coach - Evansville. Now assistant - Creighton
 Keith Noftz - former assistant - Central Michigan. Now head coach - high school
 Jeff Schneider - former head coach - Cal Poly San Luis Obispo
 Anthony Solomon - former head coach - St. Bonaventure. Now assistant - Notre Dame
 Ricky Stokes - former head coach - Va. Tech
 Jeff Westlund - assistant - Bethel
 Ricky Yahn - assistant - Longwood

DEQUAN JONES STARTS FOR ORLANDO

Former Miami Hurricane DeQuan Jones was signed as a free agent on Sept. 29, 2012, making the Orlando Magic's 15-man opening night roster. He started the first two games of the season, and since then has played in 21 total games, starting six, missing some time due to a groin injury. He is averaging 2.6 ppg, 1.8 rpg, 0.3 bpg while shooting 40.0 percent in 9.9 mpg. As a senior in 2011-12, he averaged 5.9 points, 3.6 rebounds and 17.3 minutes in 23 games for UM. He participated in the 24th annual State Farm College Slam Dunk & 3-Point Championships at the Final Four, advancing to the semifinals of the slam dunk contest.

UM Communications

Assoc. AD for Communications Chris Freet

c.freet@miami.edu

MBB Contact Amy Woodruff

Assistant Director of Communications

Work/Cell (305) 284-3241 / (813) 410-1194

Email a.woodruff@miami.edu

Website www.HurricaneSports.com

2012-13 UM Quick Facts

Location	Coral Gables, Fla.
Stadium	BankUnited Center
Press Row	305-284-2111
Capacity	7,200
Enrollment	15,524
Founded	1925
Colors	Orange, Green, White
Nickname	Hurricanes
Mascot	Sebastian the Ibis
Conference	Atlantic Coast
President	Dr. Donna E. Shalala
Interim Director of Athletics	Blake James
Address	5821 San Amaro Drive Coral Gables, Fla. 33146

2011-12 Overall Record 20-13

Home/Away/Neutral 14-4/5-8/1-1

2011-12 ACC Record 9-7

2011-12 ACC Finish T-4

Starters Returning / Lost 4/1

Lettermen Returning / Lost 10/2

Head Coach Jim Larrañaga

Alma Mater Providence, 1971

Record at UM 32-16 / second season

Overall Record 502-350 / 29th season

STAFF

Eric Konkol Wisconsin-Eau Claire, '00
 Michael Huger Bowling Green, '94
 Chris Caputo Westfield (Mass.) State, '02
 Director of Operations Mike Summey
 Assoc. Director of Operations Jaime Vathielil
 Athletic Trainer Wes Brown
 Strength & Conditioning Coach Jim Krumpus

HISTORY

First Season of Basketball 1926

Overall All-Time Record 901-684

Year UM Joined ACC 2004-05

NCAA Appearances Six

1960, 1998, 1999, 2000, 2002, 2008

Last NCAA Appearance L, 75-72

Second Round vs. Texas, 2008

NIT Appearances 10

1961, 1963, 1964, 1995, 1997,

2001, 2005, 2006, 2009, 2011

Last NIT Appearance L, 79-64

Quarterfinals vs. Alabama, 2011

MIAMI IN NCAA STATS *As of Jan. 15*

Category	Rank	Actual	National Leader	Actual
Won-Lost Percentage (345 ranked)	40	80.0	4 teams	94.1
Final Points (345 ranked)	247	1017.0	BYU	1423.0
Scoring Offense (345 ranked)	185	67.8	Indiana	87.1
Scoring Defense (345 ranked)	32	58.4	Stephen F. Austin	50.0
Scoring Margin (345 ranked)	62	9.4	Indiana	26.6
Field-Goal Percentage (345 ranked)	127	44.5	North Carolina St.	52.8
Field-Goal Percentage Defense (345 ranked)	15	37.2	Texas	34.3
Three-Point Field Goals Per Game (345 ranked)	164	6.2	Creighton	9.9
			Iona	9.9
Three-Point Field-Goal Percentage (345 ranked)	160	33.9	Creighton	45.3
Three Pt FG Defense (30 ranked)			Texas	24.8
Free-Throw Percentage (345 ranked)	233	66.7	Davidson	80.8
Rebound Margin (345 ranked)	160	1.0	Colorado St.	14.1
Assists Per Game (345 ranked)	282	11.3	Ohio	19.3
Assist Turnover Ratio (345 ranked)	121	1.02	Pittsburgh	1.95
Blocked Shots Per Game (345 ranked)	45	4.9	St. John's (NY)	8.6
Steals Per Game (345 ranked)	137	7.3	VCU	13.2
Final Opp Points (345 ranked)	324	876.0	IUPUI	1518.0
Turnovers Per Game (345 ranked)	16	11.1	Wisconsin	8.9
Turnover Margin (345 ranked)	91	1.9	VCU	8.6
Personal Fouls Per Game (345 ranked)	6	13.3	Michigan	11.6

HURRICANES IN NCAA STATS *As of Jan. 15*

Category	Player	Rank	Actual	National Leader	Actual
Field-Goal Percentage (250 ranked)	Durand Scott	146	47.2	Marshall Bjorklund, NDakSt	72.1
Rebounds Per Game (250 ranked)	Kenny Kadji	151	7.5	Jamelle Hagins, Dela.	11.9
Assists Per Game (250 ranked)	Shane Larkin	184	3.8	Michael Carter-Williams, Syr.	9.4
Blocked Shots Per Game (250 ranked)	Kenny Kadji	90	1.67	Jamelle Hagins, Dela.	11.9
	Julian Gamble	133	1.47	Chris Obekpa, StJohn	5.13
Steals Per Game (250 ranked)	Shane Larkin	25	2.33	Briante Weber, VCU	3.59
	Durand Scott	90	1.92		
Assist Turnover Ratio (250 ranked)	Shane Larkin	152	1.78	Larry Drew II, UCLA	4.89
Double Doubles (250 ranked)	Kenny Kadji	84	1.0	Three players	11.0

COMMUNICATIONS POLICIES

All interview requests for assistant coaches or athletics department staff members must also be approved and cleared by the UM Communications office and/or basketball contact Amy Woodruff. Credential requests are taken via e-mail to Amy Woodruff (A.Woodruff@miami.edu). Any misuse of credentials will result in removal from the BankUnited Center and the permanent voiding of the credential. The UM locker room is closed at all times. For home games, Coach Larrañaga and a handful of Hurricane players will report to the media room for interviews following the opposing team's postgame press conference.

LAST 7 GAMES (5-2) WITHOUT REGGIE JOHNSON

##	Player	gp-gs	min	avg	fg-fga	fg%	3fg-fga	3fg%	ft-fita	ft%	off	def	tot	avg	pf	dq	a	to	blk	stl	pts	avg
35	Kenny Kadji	7-7	231	33.0	36-82	.439	8-25	.320	17-30	.567	9	47	56	8.0	18	0	6	10	14	5	97	13.9
01	Durand Scott	7-7	253	36.1	30-76	.395	8-29	.276	18-26	.692	3	19	22	3.1	14	0	18	19	0	15	86	12.3
00	Shane Larkin	7-7	259	37.0	26-72	.361	9-30	.300	9-12	.750	3	21	24	3.4	3	0	24	10	1	19	70	10.0
45	Julian Gamble	7-7	198	28.3	28-51	.549	0-0	.000	9-19	.474	22	33	55	7.9	22	2	1	5	17	4	65	9.3
04	Trey McKinney Jones	7-5	211	30.1	16-48	.333	8-23	.348	17-19	.895	4	31	35	5.0	9	0	15	12	1	6	57	8.1
15	Rion Brown	7-2	149	21.3	21-52	.404	7-27	.259	1-3	.333	3	6	9	1.3	7	0	2	4	0	4	50	7.1
21	Erik Swoope	5-0	39	7.8	1-2	.500	0-0	.000	2-8	.250	2	3	5	1.0	6	0	1	2	0	1	4	0.8
10	Raphael Akpejori	7-0	48	6.9	2-7	.286	0-0	.000	1-2	.500	6	8	14	2.0	6	0	0	2	1	2	5	0.7
23	Tonye Jekiri	7-0	35	5.0	1-3	.333	0-0	.000	2-2	1.000	6	4	10	1.4	5	0	1	1	2	1	4	0.6
03	Steve Sorenson	1-0	1	1.0	0-0	.000	0-0	.000	0-1	.000	0	0	0	0.0	0	0	0	0	0	0	0	0.0
12	Justin Heller	1-0	1	1.0	0-0	.000	0-0	.000	0-0	.000	0	0	0	0.0	0	0	0	0	0	0	0	0.0
Team											10	16	26					3				
Total.....		7	1425		161-393	.410	40-134	.299	76-122	.623	68	188	256	36.6	90	2	68	68	36	57	438	62.6
Opponents.....		7	1425		146-401	.364	43-133	.323	63-93	.677	79	190	269	38.4	106	1	77	90	19	37	398	56.9

LAST 5 GAMES (4-1)

##	Player	gp-gs	min	avg	fg-fga	fg%	3fg-fga	3fg%	ft-fita	ft%	off	def	tot	avg	pf	dq	a	to	blk	stl	pts	avg
35	Kenny Kadji	5-5	166	33.2	24-58	.414	7-20	.350	15-28	.536	9	37	46	9.2	13	0	5	8	12	5	70	14.0
01	Durand Scott	5-5	182	36.4	18-50	.360	2-16	.125	13-17	.765	1	16	17	3.4	12	0	12	13	0	9	51	10.2
00	Shane Larkin	5-5	186	37.2	18-53	.340	5-20	.250	7-10	.700	2	18	20	4.0	2	0	20	7	1	10	48	9.6
45	Julian Gamble	5-5	135	27.0	20-37	.541	0-0	.000	6-15	.400	14	25	39	7.8	19	2	1	5	15	2	46	9.2
04	Trey McKinney Jones	5-5	168	33.6	14-41	.341	8-21	.381	10-11	.909	3	26	29	5.8	6	0	12	11	1	4	46	9.2
15	Rion Brown	5-0	99	19.8	17-35	.486	7-20	.350	1-3	.333	3	4	7	1.4	4	0	1	2	0	1	42	8.4
21	Erik Swoope	3-0	29	9.7	1-2	.500	0-0	.000	2-6	.333	2	3	5	1.7	3	0	1	1	0	0	4	1.3
23	Tonye Jekiri	5-0	19	3.8	1-2	.500	0-0	.000	2-2	1.000	5	3	8	1.6	1	0	0	1	1	0	4	0.8
10	Raphael Akpejori	5-0	41	8.2	2-7	.286	0-0	.000	0-0	.000	5	6	11	2.2	6	0	0	2	1	2	4	0.8
Team											8	15	23					1				
Total.....		5	1025		115-285	.404	29-97	.299	56-92	.609	52	153	205	41.0	66	2	52	51	31	33	315	63.0
Opponents.....		5	1025		99-294	.337	27-94	.287	46-68	.676	52	137	189	37.8	75	1	50	58	16	29	271	54.2

LAST 10 GAMES (8-2)

##	Player	gp-gs	min	avg	fg-fga	fg%	3fg-fga	3fg%	ft-fita	ft%	off	def	tot	avg	pf	dq	a	to	blk	stl	pts	avg
42	Reggie Johnson	3-3	85	28.3	14-29	.483	1-2	.500	14-18	.778	8	22	30	10.0	4	0	2	6	7	1	43	14.3
35	Kenny Kadji	10-10	311	31.1	49-108	.454	14-38	.368	25-41	.610	15	59	74	7.4	26	0	8	18	19	8	137	13.7
01	Durand Scott	10-10	353	35.3	48-108	.444	12-37	.324	26-39	.667	5	40	45	4.5	20	0	30	22	1	21	134	13.4
00	Shane Larkin	10-10	361	36.1	40-99	.404	13-37	.351	11-15	.733	6	34	40	4.0	10	0	37	16	2	27	104	10.4
04	Trey McKinney Jones	10-8	303	30.3	24-69	.348	11-32	.344	22-25	.880	5	39	44	4.4	16	0	19	16	1	7	81	8.1
45	Julian Gamble	10-7	226	22.6	30-57	.526	0-0	.000	10-21	.476	23	34	57	5.7	25	2	1	9	19	4	70	7.0
15	Rion Brown	10-2	214	21.4	26-66	.394	9-37	.243	5-9	.556	3	9	12	1.2	13	0	5	5	1	4	66	6.6
21	Erik Swoope	7-0	55	7.9	4-7	.571	1-1	1.000	2-8	.250	5	4	9	1.3	6	0	1	2	1	1	11	1.6
10	Raphael Akpejori	9-0	52	5.8	3-9	.333	0-0	.000	1-3	.333	6	9	15	1.7	6	0	0	2	3	2	7	0.8
23	Tonye Jekiri	10-0	56	5.6	2-6	.333	0-0	.000	3-4	.750	8	4	12	1.2	10	0	1	1	4	1	7	0.7
12	Justin Heller	3-0	5	1.7	1-1	1.000	0-0	.000	0-2	.000	0	3	3	1.0	0	0	1	0	0	0	2	0.7
03	Steve Sorenson	2-0	4	2.0	0-0	.000	0-0	.000	0-1	.000	0	0	0	0.0	0	0	0	0	0	0	0	0.0
Team											15	19	34					3				
Total.....		10	2025		241-559	.431	61-184	.332	119-186	.640	99	276	375	37.5	136	2	105	100	58	76	662	66.2
Opponents.....		10	2025		201-575	.350	57-201	.284	97-147	.660	115	254	369	36.9	162	3	104	125	31	50	556	55.6



HEAD COACH JIM LARRAÑAGA

Second Season | Providence, 1971

Hometown: The Bronx, N.Y. | Head Coach: American International, 1977-79 | Bowling Green, 1986-97 | George Mason, 1997-2011 | Miami, 2011-present

LARRAÑAGA'S CAREER

Head Coach

2011-pres. Miami
1997-2011 George Mason
1986-97 Bowling Green
1977-79 American International

Assistant

1979-86 Virginia
1971-76 Davidson

Player / Coach

1977 Geronemo Basketball Club (Belgium)

EDUCATION

Providence College, 1971, B.A. Economics
Archbishop Malloy High School, 1967

NCAA APPEARANCES

1999 - George Mason
2001 - George Mason
2006 - George Mason (Final Four)
2008 - George Mason
2011 - George Mason

NIT APPEARANCES

1990 - Bowling Green
1991 - Bowling Green
1997 - Bowling Green
2002 - George Mason
2004 - George Mason
2009 - George Mason
2012 - Miami

PLAYING CAREER

Geronemo Basketball Club (Belgium) 1976-77
Providence College, 1967-71
Archbishop Molloy, 1963-67

MISCELLANEOUS

Clair Bee Coach of the Year, 2006
CAA Coach of the Year, 2011
CAA Coach of the Year, 1999

PERSONAL

Born: Oct. 2, 1949 Hometown: Bronx, N.Y.
Wife: Liz Sons: Jay and Jon

Jim Larrañaga was named the 12th head coach of the University of Miami men's basketball program on April 22, 2011. In Year One at The U, the Canes posted a 20-13 record, making Larrañaga the first Miami head coach to record 20 wins in his inaugural season in Coral Gables. Under the new coaching staff, UM won nine games in conference play, the first time Miami has posted a winning record in ACC play since joining the conference for the 2004-05 season. The Canes ended the season tied for fourth in the ACC, another program-best accomplishment. On Feb. 5, 2012, Coach L & Co. did what no other hoops coach at Miami had done when he took the Canes into Cameron Indoor Stadium and defeated No. 7/5 Duke. Teetering on the edge of The Dance bubble, the Canes went 1-1 in the ACC Tournament and ended up in the NIT, defeating Valparaiso, but falling to Minnesota, the eventual NIT Championship runner-up.

Larrañaga came to Miami after serving as the head coach at George Mason for 14 seasons. He guided that program to five NCAA Tournament appearances (1999, 2001, 2006, 2008, 2011) - including an unprecedented run to the 2006 Final Four that captured the nation's attention, defeating Michigan State, North Carolina, Wichita State and UConn along the way. Following that run, he was selected the 2006 Clair Bee Coach of the Year. Larrañaga built the GMU Patriots' program into a perennial contender in the highly-regarded Colonial Athletic Association, winning more games than any other coach in program and conference history (273) en route to three conference titles (1999, 2001, 2008). A two-time CAA Coach of the Year honoree, Larrañaga earned the accolade in 2011, leading the Patriots to a 27-7 overall record and 16-2 conference mark en route to the CAA regular-season title and their fifth NCAA Tournament appearance under his leadership. Seeded a program-best eighth in the NCAA Tournament, George Mason rallied from a double-digit deficit to defeat ninth-seeded Villanova, 61-57, before falling to overall No. 1 seed Ohio State in the third

round. In 2006, Larrañaga became the first coach at a mid-major school to take his team to the Final Four in 27 years and earned an at-large berth for a CAA team for the first time in 20 years. Along the way, he led Mason to a school record in wins, the school's first national ranking, George Mason's first appearance in the Top 10 and the school's first wins over Top 10 teams.

With 29 years of head coaching experience, the native of Bronx, N.Y., previously served as the head coach at Bowling Green for 11 seasons (1986-1997) and at Division II American International for two seasons (1977-79).

His first coaching opportunity came at Davidson College, where he served as an assistant coach to Terry Holland. Davidson captured three Southern Conference regular-season championships and an NIT berth in his five years there, and he compiled a 47-12 record doubling as the freshman team coach. In 1976, he left Davidson and spent one season as player-coach for the Geronemo Basketball Club in Belgium.

A 1971 graduate of Providence College with a degree in economics, Larrañaga was a four-year letterman for the Friars. As the team captain in his senior season, he led Providence to a 20-8 record and an NIT appearance. He graduated as the school's fifth all-time leading scorer with 1,258 points and was selected in the sixth round of the draft by the Detroit Pistons of the National Basketball Association. He was the team's top scorer as a sophomore and junior and was named New England's Division I Sophomore of the Year in 1969. He was inducted into the Providence College Hall of Fame in 1991.

Larrañaga, 63, and his wife, Liz, have two sons - Jay, who played for his father at Bowling Green and is an assistant coach with the Boston Celtics, and Jon, who was a member of his father's George Mason teams from 1999-2003 - and four grandchildren.

LARRAÑAGA'S CAREER RECORDS

School	Years	Overall	Conference
American International	1977-1979	27-26	none
Bowling Green	1986-1997	170-144	101-85
George Mason	1997-2011	273-164	165-79
Miami	2011-pres.	32-16	12-7
Overall	29	502-350	278-171

COACH JIM LARRAÑAGA AT A GLANCE

2006 Clair Bee Coach of the Year Five NCAA tournament appearances
2001 CAA Coach of the Year 2011, 2008, 2006, 2001, 1999
1999 CAA Coach of the Year Seven postseason NIT appearances
1997 MAC Coach of the Year 2012, 2009, 2004, 2002, 1997,
Seven 20-win seasons 1991, 1990

28 All-Colonial Athletic Conference selections
Coached George Evans, who was a three-time CAA Player of the Year, the CAA Rookie of the Year, a three-time CAA Defensive Player of the Year and on the CAA All-Defensive Team three times.

Two AP All-America (honorable mention) players

Nine CAA All-Defensive Team selections

Eight CAA All-Rookie Team selections

Three Dean Ehlers Award winners - given to the CAA player who best meets the criteria of academic achievement, leadership and community service.

12 All-MAC Conference selections

Coached Antonio Daniels - MAC Player of the Year and MAC Freshman of the Year

Two MAC Freshman of the Year selections

Four MAC All-Freshman Team selections

LARRAÑAGA YEAR-BY-YEAR

Year	School	Overall W-L	Conference W-L	Finish	Post-Season
1977-78	American International	14-13			
1978-79	American International	13-13			
1986-87	Bowling Green	15-14	10-6	3	
1987-88	Bowling Green	12-16	7-9	t-5	
1988-89	Bowling Green	13-15	6-10	t-6	
1989-90	Bowling Green	18-11	9-7	t-3	NIT 0-1
1990-91	Bowling Green	17-13	9-7	t-4	NIT 0-1
1991-92	Bowling Green	14-15	8-8	5	
1992-93	Bowling Green	11-16	8-10	t-6	
1993-94	Bowling Green	18-10	12-6	t-2	
1994-95	Bowling Green	16-11	10-8	t-5	
1995-96	Bowling Green	14-13	9-9	t-6	
1996-97	Bowling Green	22-10	13-5	t-1	NIT 0-1
1997-98	George Mason	9-18	6-10	6	
1998-99	George Mason	19-11	13-3	1	NCAA 0-1
1999-00	George Mason	19-11	12-4	t-1	
2000-01	George Mason	18-12	11-5	3	NCAA 0-1
2001-02	George Mason	19-10	13-5	2	NIT 0-1
2002-03	George Mason	16-12	11-7	4	
2003-04	George Mason	23-10	12-6	3	NIT 2-1
2004-05	George Mason	16-13	10-8	6	
2005-06	George Mason	27-8	15-3	t-1	NCAA 4-1
2006-07	George Mason	18-15	9-9	5	
2007-08	George Mason	23-11	12-6	2	NCAA 0-1
2008-09	George Mason	22-11	13-5	2	NIT 0-1
2009-10	George Mason	17-15	12-6	4	CIT 0-1
2010-11	George Mason	27-7	16-2	1	NCAA 1-1
2011-12	Miami	20-13	9-7	t-4	NIT 1-1
2012-13	Miami	12-3	3-0		
Overall		502-350	278-171		

THE LAST TIME A ...

Player Scored 30 Points

Miami Kenny Kadji (30), UNC Greensboro, 1/2/12
 Opponent Terrell Stoglin (33), Maryland, 2/1/12

Player Scored 35 Points

Miami Jack McClinton (35) vs. North Carolina, 3/15/09
 Opponent Sean Singletary (41), Virginia, 3/1/08

Player Scored 40 Points

Miami Darius Rice (43) vs. Connecticut, 1/20/03
 Opponent Sean Singletary (41), Virginia, 3/1/08

Two Players Scored 20 Points

Miami Malcolm Grant (23), Reggie Johnson (20) at NC State, 1/23/11
 Opponent Omari Grier (27), Raymond Taylor (20) FAU, 12/17/11

Three Players Scored 20 Points

Miami Dwayne Collins (23), Brian Asbury (21), Jack McClinton (20) vs. Virginia Tech, 1/25/09
 Opponent Travis Mays (40), Alvin Higgs (22), Lance Blanks (21), Texas, 2/22/89

Five Players Scored in Double Figures

Miami Reggie Johnson (22), Trey McKinney Jones (14), Shane Larkin (13), Kenny Kadji (12), Rion Brown (10), vs. Stetson, 11/9/12
 Opponent Jon Scheyer (27), DeMarcus Nelson (19), Kyle Singler (12), Greg Paulus (12), Lance Thomas (10) Duke, 2/20/08

Six Players Scored in Double Figures

Miami Durand Scott (17), Rion Brown (15), Reggie Johnson (11), Shane Larkin (11), Trey McKinney Jones (11), DeQuan Jones (11) vs. Appalachian State, 12/30/11

Player Grabbed 15 Rebounds

Miami Reggie Johnson (20) vs. Florida Atlantic, 3/16/11
 Opponent Gani Lawal (18), Georgia Tech, 2/10/10

Two Players Grabbed 10 Rebounds

Miami Kenny Kadji (12) and Reggie Johnson (11) vs. Stetson, 11/9/12
 Opponent Marcus Ginyard (12), John Henson (12), North Carolina, 3/2/10

Three Players Grabbed 10 Rebounds

Miami Mark Richardson (11), Eric Brown (10), Joe Wylie (10) vs. FIU, 3/6/89
 Opponent Matt Harpring (12), Dion Glover (10), Michael Maddox (10), Georgia Tech, 12/2/7/97

Player Had 10 Assists

Miami Durand Scott (10) vs. North Carolina Central, 11/14/09
 Opponent Kendall Marshall (10), North Carolina, 3/11/11

Player Had 10 Blocks

Miami Anthony King (10) vs. Florida Atlantic, 11/29/04
 Opponent Jarvis Varnado (10), Mississippi State, 12/13/07

Player Had a Double-Double

Miami Kenny Kadji (11 pts, 14 rebs), at Georgia Tech, 1/5/13
 Opponent CJ Leslie (21 pts, 11 rebs), at NC State, 2/29/12

Player Had a Triple-Double

Miami Anthony King (11 pts, 10 reb, 13 blks) vs. Florida Atlantic, 11/29/04
 Opponent Brendan Haywood (18 pts, 14 reb, 10 blks), North Carolina, 12/4/00

Two Players Had Double-Doubles

Miami Reggie Johnson (22 pts, 11 rebs) & Kenny Kadji (12 pts, 12 rebs), vs. Stetson, 11/9/12
 Opponent Hasheem Thabeet (19 pts, 14 reb), A.J. Price (13 pts, 11 reb), Connecticut, 11/23/08

Team Scored 100 Points

Miami 108 vs. Nova Southeastern, 11/16/09
 Opponent 105, North Carolina, 1/31/07

Team Scored 50 Points in a Half

Miami 51, (2nd half) at Hawaii, 12/22/12
 Opponent 51 (2nd half), UCF, 12/18/10

Team Shot 50 Percent in Both Halves

Miami .519 (14-27) / .519 (14-27) vs. Detroit, 11/24/12
 Opponent .609 (14-23)/.560 (14-25), Minnesota, 3/9/12

Team Shot 60 Percent in a Half

Miami .630 (17-27), second half, at Hawai'i, 12/22/12
 Opponent .609 (14-23), first half, Minnesota, 3/9/12

Team Shot 70 Percent in a Half

.706 (12-17), second half vs. FAU, 12/17/11

Team Shot 60 Percent in a Game

Miami .620 (31-50), vs. FAU, 12/17/11
 Opponent .622 (23-37), Clemson, 12/21/08

Team Shot Less Than 30 Percent in a Game

Miami .291 (16-55), FGCU, 11/13/12
 Opponent .270 (17-63), Indiana State, 12/25/12

Miami 87, Stetson 79

Game 1

11/09/12

BankUnited Center

Stetson 0-1		tot		3-pt		rebounds									
##	Player	f	g	fga	fg	fta	ft	of	de	tot	pf	tp	a	t	b s min
03	GREEN, Willie	f	3	6	0	1	3	5	1	3	4	5	9	4	2 0 0 20
01	PEGG, Adam	c	9	16	4	5	0	0	3	6	9	4	22	0	2 1 0 28
04	IRWIN, Logan	g	1	2	1	2	0	0	0	0	0	4	3	4	2 0 0 17
12	NABURGS, Joel	g	2	11	2	8	3	3	0	3	3	1	9	2	1 0 2 27
23	PEREZ, Chris	g	5	8	0	0	2	4	1	1	2	2	12	2	1 0 1 26
01	DIAZ, Dennis	0	0	0	0	0	0	0	0	0	0	0	0	0	0 0 0 2
02	SOLANKE, Leke	0	0	0	0	0	0	0	1	1	1	0	0	0	0 0 0 3
10	MILLER, Hunter	0	2	0	2	0	0	0	3	3	2	0	4	1	1 0 0 17
11	GRAHAM, Aaron	7	13	5	9	2	2	0	1	1	2	21	1	1	1 0 2 28
14	PEGG, Brian	1	2	1	2	0	0	1	1	2	0	3	3	0	0 0 0 14
24	MCINERNEY, Liam	0	3	0	2	0	0	1	2	3	0	0	0	0	0 0 1 18
33	WESTON, JR	0	0	0	0	0	0	0	0	0	0	0	0	0	0 0 0 0+
TEAM															
Totals		28	63	133	1	10	14	8	22	30	21	79	20	11	6 200

TOTAL FG% 1st Half: 12-29 41.4% 2nd Half: 16-34 47.1% Game: 44.4%
3-Pt. FG% 1st Half: 7-15 46.7% 2nd Half: 6-16 37.5% Game: 41.9%
F Throw % 1st Half: 3-3 100% 2nd Half: 7-11 63.6% Game: 71.4%

Miami 1-0		tot		3-pt		rebounds									
##	Player	f	g	fga	fg	fta	ft	of	de	tot	pf	tp	a	t	b s min
35	Kenny Kadij	f	5	10	2	5	0	2	10	12	4	12	5	3	1 0 31
42	Reggie Johnson	c	6	16	0	3	10	14	7	4	11	2	22	2	2 0 0 29
00	Shane Larkin	g	5	7	1	3	2	4	0	2	2	12	6	2	0 0 0 35
04	McKinney Jones	g	5	10	1	3	3	1	3	4	2	14	2	1	0 0 0 36
15	Rion Brown	g	4	9	2	6	0	0	1	1	0	10	2	1	0 0 0 30
02	Bishop Daniels	3	5	1	1	0	0	1	1	2	1	7	1	2	0 3 21
21	Erik Swoope	0	0	0	0	0	0	0	0	0	0	0	0	0	0 0 0 0+
45	Julian Gamble	4	4	0	0	1	3	1	5	6	2	9	1	0	0 1 18
TEAM															
Totals		32	61	7	21	16	24	12	27	39	13	87	19	11	4 200

TOTAL FG% 1st Half: 11-28 39.3% 2nd Half: 21-33 63.6% Game: 52.5%
3-Pt. FG% 1st Half: 4-11 36.4% 2nd Half: 3-10 30.0% Game: 33.3%
F Throw % 1st Half: 8-11 72.7% 2nd Half: 8-13 61.5% Game: 66.7%

Officials: Jerry Heater, JB Caldwell, Brian Shey
Technical fouls: Stetson-None. University of Miami-None.
Attendance: 3160
Score by Periods
Stetson 34 45 79
University of Miami 34 53 87
Points in the paint-STET 24,UM 42. Points off turnovers-STET 16,UM 5.
2nd chance points-STET 11,UM 20. Fast break points-STET 5,UM 4.
Bench points-STET 24,UM 16. Score tied-5 times. Lead changed-4 times.
Last FG-STET 2nd-02:00, UM 2nd-00:02.
Largest lead-STET by 7 1st-15:13, UM by 13 2nd-07:36.

FGCU 63, Miami 51

Game 2

11/13/12

Alico Arena

Miami 1-1		tot		3-pt		rebounds									
##	Player	f	g	fga	fg	fta	ft	of	de	tot	pf	tp	a	t	b s min
15	Rion Brown	f	0	7	0	6	1	2	2	4	0	1	3	2	1 0 0 35
35	Kenny Kadij	f	4	10	1	3	4	7	4	4	8	1	13	0	1 1 1 31
42	Reggie Johnson	c	2	8	0	0	2	7	4	6	10	4	6	1	5 0 1 26
00	Shane Larkin	g	5	13	4	9	0	0	4	4	4	14	4	3	0 1 38
04	McKinney Jones	g	3	10	1	6	1	1	1	2	4	8	1	2	0 2 37
02	Bishop Daniels	2	5	2	2	2	0	0	0	0	0	8	1	1	0 2 16
21	Erik Swoope	0	0	0	0	0	0	0	0	0	0	0	0	0	0 0 0 0+
23	Tonye Jekiri	0	0	0	0	1	2	1	1	2	2	1	0	1	0 0 9
45	Julian Gamble	0	2	0	0	0	0	1	0	1	1	0	0	1	0 0 8
TEAM															
Totals		16	55	8	26	11	21	14	18	32	16	51	10	17	2 200

TOTAL FG% 1st Half: 8-30 26.7% 2nd Half: 8-25 32.0% Game: 29.1%
3-Pt. FG% 1st Half: 5-15 33.3% 2nd Half: 3-11 27.3% Game: 30.8%
F Throw % 1st Half: 4-9 44.4% 2nd Half: 7-12 58.3% Game: 52.4%

FGCU 1-1		tot		3-pt		rebounds									
##	Player	f	g	fga	fg	fta	ft	of	de	tot	pf	tp	a	t	b s min
12	MCKNIGHT, Eric	f	5	7	0	0	4	5	4	4	8	4	14	0	4 1 0 21
20	FIELER, Chase	f	3	4	0	1	2	1	1	2	5	7	1	1	0 2 30
00	COMER, Brett	g	1	6	0	0	4	4	0	7	7	1	6	8	0 0 1 29
02	THOMPSON, B	g	5	11	0	1	3	1	3	4	3	13	0	4	0 4 32
25	BROWN, S	g	7	15	4	0	1	2	5	7	2	14	1	5	0 1 37
05	VARDELL, Chris	0	0	0	0	0	0	0	3	3	2	0	0	2	0 1 10
15	CVJETICANIN, Filip	2	6	1	5	0	0	1	1	2	0	5	0	1	0 0 12
23	MURRAY, Eddie	2	2	0	0	0	0	1	1	2	5	4	1	1	2 0 18
35	GAFF, DaJuan	0	0	0	0	0	0	0	2	2	1	0	1	0	0 0 11
TEAM															
Totals		25	51	1	11	12	15	10	30	40	23	63	12	18	3 200

TOTAL FG% 1st Half: 14-26 53.8% 2nd Half: 11-25 44.0% Game: 49.0%
3-Pt. FG% 1st Half: 0-8 0.0% 2nd Half: 1-3 33.3% Game: 9.1%
F Throw % 1st Half: 4-7 57.1% 2nd Half: 8-8 100% Game: 80.0%

Officials: Brian Shey, Frank Raposo and Jerry Heater
Technical fouls: University of Miami-None. Florida Gulf Coast-None.
Attendance: 4552
Score by Periods
University of Miami 25 26 51
Florida Gulf Coast 32 31 63
Points in the paint-UM 14,FGCU 40. Points off turnovers-UM 15,FGCU 22.
2nd chance points-UM 13,FGCU 14. Fast break points-UM 2,FGCU 4.
Bench points-UM 9,FGCU 9. Score tied-3 times. Lead changed-2 times.
Last FG-UM 2nd-00:17, FGCU 2nd-02:01.
Largest lead-UM by 10 1st-12:19, FGCU by 15 2nd-01:14.

Miami 73, Jacksonville 57

Game 3

11/16/12

BankUnited Center

Jacksonville		tot		3-pt		rebounds									
##	Player	f	g	fga	fg	fta	ft	of	de	tot	pf	tp	a	t	b s min
00	DAWSON, Javon	* 4	8	0	0	0	0	0	5	5	3	8	1	2	0 1 24
02	POWELL, Russell	* 1	3	1	2	0	0	0	2	0	2	1	3	3	4 0 1 26
11	HAYWOOD, Jarvis	* 3	8	0	1	3	0	2	0	2	3	6	0	2	0 2 17
21	MCDUGALD, Keith	* 0	5	0	2	2	2	1	0	1	2	2	3	2	0 0 22
42	POWELL, Glenn	* 3	4	0	0	3	6	2	3	5	3	9	0	3	1 1 22
05	GRAHAM, Evon	* 1	1	0	0	2	6	0	0	0	0	1	4	1	1 0 0 14
10	BELL, Marcellous	0	5	0	4	0	0	0	1	1	2	0	2	0	0 0 16
20	FRITSCH, Dylan	7	13	6	11	3	3	0	0	1	1	23	1	2	1 0 0 24
23	FLEMING, Kordario	1	2	0	0	0	0	2	1	3	3	2	0	1	0 3 24
44	ALDERMAN, Tyler	0	1	0	0	0	0	0	1	1	3	0	0	0	0 0 11
TEAM															
Totals		20	50	7	20	10	20	12	15	27	22	57	11	16	8 200

TOTAL FG% 1st Half: 8-23 34.8% 2nd Half: 12-27 44.4% Game: 40.0%
3-Pt. FG% 1st Half: 3-11 27.3% 2nd Half: 3-9 33.3% Game: 35.0%
F Throw % 1st Half: 3-7 42.9% 2nd Half: 7-13 53.8% Game: 50.0%

Miami		tot		3-pt		rebounds									
##	Player	f	g	fga	fg	fta	ft	of	de	tot	pf	tp	a	t	b s min
00	Shane Larkin	* 9	13	2	5	7	7	0	4	4	2	27	5	4	0 1 35
04	McKinney Jones	* 2	6	1	3	6	6	0	6	6	2	11	3	0	0 3 38
15	Rion Brown	* 3	5	0	1	2	5	2	5	7	0	8	1	0	0 2 33
35	Kenny Kadij	* 2	5	1	3	2	2	1	3	4	3	7	2	5	2 0 31
45	Julian Gamble	* 4	6	0	5	10	2	0	0	2	0	13	0	3	1 2 28
02	Bishop Daniels	0	1	0	0	0	0	0	1	1	4	0	1	1	0 1 13
03	Steve Sorenson	0	0	0	0	0	0	0	0	0	0	0	0	0	0 0 0 0+
12	Justin Heller	0	0	0	0	0	0	0	0	0	0	0	0	0	0 0 0 0+
21	Erik Swoope	3	3	0	0	1	4	1	1	2	0	7	1	0	0 2 16
23	Tonye Jekiri	0	0	0	0	0	1	0	0	0	1	0	1	0	1 0 6
TEAM															
Totals		23	39	4	12	23	35	7	23	30	12	73	13	15	3 12200

TOTAL FG% 1st Half: 8-15 53.3% 2nd Half: 15-24 62.5% Game: 59.0%
3-Pt. FG% 1st Half: 2-5 40.0% 2nd Half: 2-7 28.6% Game: 33.3%
F Throw % 1st Half: 9-17 52.9% 2nd Half: 14-18 77.8% Game: 65.7%

Officials: Patrick Adams, Doug Sirmons, Ron Grover
Attendance: 3135
Score by Periods
Jacksonville 23 34 57
University of Miami 27 46 73
Points in the paint-JU 16,UM 28. Points off turnovers-JU 16,UM 22.
2nd chance points-JU 8,UM 5. Fast break points-JU 2,UM 10.
Bench points-JU 29,UM 7. Score tied-0 times. Lead changed-0 times.
Last FG-JU 2nd-01:05, UM 2nd-02:42.
Largest lead-JU None, UM by 16 2nd-00:27.

Miami 77, Detroit 62

Game 4

11/24/12

Miami 77, Charlotte 46
12/14/12
BankUnited Center

Charlotte 9-1		tot-fg 3-pt					rebounds					a to b s min				
##	Player	fg	fga	fgt	fta	ft	of	de	tot	pf	tp	a	b	s	min	
01	CLARK, Darion	* 1	6	0	0	0	3	2	5	4	2	0	2	0	0	18
01	INGRAM, Denzel	* 2	9	0	4	1	0	2	2	5	4	0	1	0	1	23
14	WILLIAMS, Jerrence	* 0	8	0	1	0	0	0	0	0	0	0	1	0	0	24
15	HENRY, Pierria	* 3	8	0	2	0	1	4	5	4	6	1	3	0	1	27
21	CLAYTON, Willie	* 5	9	0	0	1	4	6	0	6	1	1	1	2	1	20
05	NICKERSON, E.Victor	1	4	1	2	1	2	0	0	1	1	4	2	3	0	16
11	MAYFIELD, DeMario	2	0	1	0	0	1	3	4	2	2	2	3	0	0	25
12	THORNE, Mike	1	1	0	0	0	1	0	1	0	1	0	0	0	0	3
20	LEWIS, Colby	0	1	0	1	0	0	1	1	0	0	0	0	0	0	1
30	THOMPSON, JT	1	5	0	1	0	0	3	3	1	2	0	0	0	0	13
35	BRASWELL, Chris	5	10	1	2	2	2	6	6	2	13	0	2	1	0	27
44	BENKOVIC, Ivan	0	0	0	0	0	0	0	0	0	0	0	0	0	0	3
TEAM		3 4 7					3 4 7					5 16 3 4 200				
Totals		20 63 2 14 4 11					15 25 40 24 46					5 16 3 4 200				
TOTAL FG%		1st Half: 9-28 32.1%					2nd Half: 11-35 31.4%					Game: 31.7%				
3-Pt. FG%		1st Half: 1-4 25.0%					2nd Half: 1-10 10.0%					Game: 14.3%				
FThrow %		1st Half: 3-4 75.0%					2nd Half: 1-7 14.3%					Game: 36.4%				

Miami 6-1		tot-fg 3-pt					rebounds					a to b s min				
##	Player	fg	fga	fgt	fta	ft	of	de	tot	pf	tp	a	b	s	min	
00	Shane Larkin	* 4	8	1	2	0	1	4	5	1	9	5	2	1	4	32
01	Durand Scott	* 5	8	2	3	4	6	2	10	2	16	4	2	1	4	33
04	McKinney Jones	* 3	9	0	3	4	4	0	2	2	1	1	0	0	0	26
35	Kenny Kadji	* 5	6	3	3	4	5	1	4	5	2	1	3	3	1	24
42	Reggie Johnson	* 3	8	0	2	4	1	3	4	2	8	0	2	1	0	25
03	Steve Sorenson	0	0	0	0	0	0	0	0	0	0	0	0	0	0	3
10	Raphael Akpejori	1	2	0	0	0	1	0	0	0	2	0	0	0	0	3
12	Justin Heller	1	1	0	0	2	0	3	3	0	2	0	0	0	0	3
15	Rion Brown	1	5	1	4	1	2	0	3	1	4	0	0	0	0	19
21	Erik Swoope	2	4	0	0	0	0	3	1	4	0	0	0	0	0	7
23	Tonye Jekiri	0	0	0	0	0	0	0	0	1	0	0	0	0	0	11
45	Julian Gamble	2	5	0	0	1	2	1	2	2	5	0	2	2	0	14
TEAM		3 4 3					3 4 3					11 12 129 200				
Totals		27 56 7 15 16 26					12 31 43 12 77					11 12 129 200				
TOTAL FG%		1st Half: 13-27 48.1%					2nd Half: 14-29 48.3%					Game: 48.2%				
3-Pt. FG%		1st Half: 5-10 50.0%					2nd Half: 2-5 40.0%					Game: 46.7%				
FThrow %		1st Half: 3-5 60.0%					2nd Half: 14-21 66.7%					Game: 61.5%				

Officials: Brian Dorsey, Brian O'Connell, Ray Perone
Technical fouls: Charlotte-None. University of Miami-None.
Attendance: 3275

Score by Periods	1st	2nd	Total
Charlotte	22	24	46
University of Miami	33	44	77

Points in the paint-CHA 30,UM 40. Points off turnovers-CHA 6,UM 20.
2nd chance points-CHA 9,UM 7. Fast break points-CHA 0,UM 5.
Bench points-CHA 23,UM 17. Score tied 0-times. Lead changed 0-times.
Last FG-CHA 2nd-00:53, UM 2nd-00:20.
Largest lead-CHA None, UM by 31 2nd-01:25.

Miami 72, UCF 50
12/18/12
UCF Arena

Miami 7-1		tot-fg 3-pt					rebounds					a to b s min				
##	Player	fg	fga	fgt	fta	ft	of	de	tot	pf	tp	a	b	s	min	
35	Kenny Kadji	f 4	12	1	5	1	2	5	3	8	3	10	1	4	1	24
42	Reggie Johnson	c 5	8	1	2	5	6	4	9	13	0	16	1	1	0	27
00	Shane Larkin	g 5	10	1	2	0	0	1	4	5	2	11	6	2	0	36
01	Durand Scott	g 7	11	2	3	1	3	0	4	4	3	17	4	0	0	1
04	McKinney Jones	g 2	7	2	4	0	0	0	4	4	2	6	1	1	0	31
10	Raphael Akpejori	0	0	0	0	0	0	0	1	1	0	0	0	0	0	1
12	Justin Heller	0	0	0	0	0	0	0	0	0	0	0	0	0	0	1
15	Rion Brown	3	6	0	3	0	0	0	0	0	2	6	1	1	0	0
21	Erik Swoope	1	1	1	1	0	0	0	0	0	0	3	0	0	1	0
23	Tonye Jekiri	1	3	0	0	1	2	2	0	2	4	3	0	0	0	8
45	Julian Gamble	0	0	0	0	0	0	0	0	0	0	1	0	2	0	11
TEAM		2 2					2 2					15 11 2 6 200				
Totals		28 58 8 20 8 13					12 27 39 17 72					15 11 2 6 200				
TOTAL FG%		1st Half: 15-29 51.7%					2nd Half: 13-29 44.8%					Game: 48.3%				
3-Pt. FG%		1st Half: 5-11 45.5%					2nd Half: 3-9 33.3%					Game: 40.0%				
FThrow %		1st Half: 2-2 100%					2nd Half: 6-11 54.5%					Game: 61.5%				

UCF 6-3		tot-fg 3-pt					rebounds					a to b s min				
##	Player	fg	fga	fgt	fta	ft	of	de	tot	pf	tp	a	b	s	min	
01	SPURLOCK, Tristan	f 1	5	1	3	1	2	0	3	3	1	4	2	1	0	29
32	WILSON, Kasey	f 3	5	2	4	1	3	0	5	5	2	9	2	0	1	31
33	CLANTON, Keith	f 6	12	0	2	3	4	2	7	9	3	15	1	5	3	39
03	SYKES, Isaiah	g 3	10	0	1	3	3	1	1	2	4	9	1	3	0	39
11	NEWELL, Calvin	g 1	6	0	3	2	1	1	2	0	4	2	3	0	1	20
02	HORODYSKI, Bobby	0	0	0	0	0	0	1	0	1	0	0	0	0	0	1
04	WALKER, Daiguan	3	6	2	5	1	3	0	5	0	1	9	1	0	0	1
12	WILLIAMS, Matt	0	4	0	4	0	0	0	0	0	1	0	0	0	0	10
15	KARELL, Dylan	0	4	0	0	0	0	0	0	0	0	0	0	0	0	1
52	BLAIR, Staphon	0	0	0	0	0	0	0	0	0	0	0	0	1	0	3
TEAM		1 3 4					1 3 4					9 13 5 4 200				
Totals		17 48 5 22 11 17					6 20 26 12 50					35 44 200				
TOTAL FG%		1st Half: 7-23 30.4%					2nd Half: 10-25 40.0%					Game: 35.4%				
3-Pt. FG%		1st Half: 1-9 11.1%					2nd Half: 4-13 30.8%					Game: 22.7%				
FThrow %		1st Half: 6-9 66.7%					2nd Half: 5-8 62.5%					Game: 64.7%				

Officials: Rick Crawford, Rick Hartzell, Zelton Steed
Technical fouls: University of Miami-None. UCF-None.
Attendance: 5189

Score by Periods	1st	2nd	Total
University of Miami	37	35	72
UCF	21	29	50

Points in the paint-UM 34,UCF 22. Points off turnovers-UM 11,UCF 9.
2nd chance points-UM 19,UCF 7. Fast break points-UM 6,UCF 2.
Bench points-UM 12,UCF 9. Score tied 0-times. Lead changed 0-times.
Last FG-UM 2nd-00:15, UCF 2nd-05:38.
Largest lead-UM by 22 2nd-00:15, UCF None.

Miami 73, Hawai'i 58
12/22/12
Stan Sheriff Center

Miami 8-1		tot-fg 3-pt					rebounds									
##	Player	fg	fga	fgt	fta	ft	of	de	tot	pf	tp	a	b	s	min	
00	Shane Larkin	* 4	10	2	4	2	2	0	2	2	0	12	1	1	0	35
01	Durand Scott	* 8	15	4	8	0	0	1	1	1	0	20	5	1	0	35
15	Rion Brown	* 3	8	0	3	0	0	1	1	1	1	6	1	0	0	25
35	Kenny Kadji	* 3	9	0	2	2	2	0	6	6	4	8	1	2	2	30
45	Julian Gamble	* 7	10	0	2	2	8	5	13	1	16	0	0	2	0	32
03	Steve Sorenson	0	0	0	0	0	1	0	0	0	0	0	0	0	0	1
04	McKinney Jones	2	4	0	1	7	7	0	4	4	2	11	2	1	0	24
10	Raphael Akpejori	0	0	0	0	0	1	2	0	0	0	0	0	0	0	4
12	Justin Heller	0	0	0	0	0	0	0	0	0	0	0	0	0	0	1
21	Erik Swope	0	0	0	0	0	0	0	0	0	0	0	0	0	0	4
23	Tonye Jekiri	1	3	0	0	0	0	0	1	1	0	1	0	1	1	9
Team							2					2				
Totals		27 56 6 18					13 16 11 20 31 11 73					11 8 4 10 200				
TOTAL FG%		1st Half: 10-29 34.5%					2nd Half: 17-27 63.0%					Game: 48.2%				
3-Pt. FG%		1st Half: 1-10 10.0%					2nd Half: 5-8 62.5%					Game: 33.3%				
F-Throw %		1st Half: 1-3 33.3%					2nd Half: 1-2 50.0%					Game: 81.3%				

Miami 62, Georgia Tech 49
1/5/13
Game 13
McCamish Pavilion

Miami 10-3, 1-0 ACC		tot-fg 3-pt			rebounds								
##	Player	fg	fga	fga	ft	fta	of	de	tot	pf	tp	a	to b s min
45	Julian Gamble	f	2	6	0	0	3	4	2	5	7	4	7 1 1 2 0 25
35	Kenny Kadji	c	3	9	1	4	4	6	2	12	14	1	11 0 3 2 1 31
00	Shane Larkin	g	2	7	1	3	0	0	1	3	4	0	5 6 1 0 3 36
01	Durand Scott	g	2	7	0	2	0	0	0	0	0	3	4 4 4 0 2 33
04	McKinney Jones	g	3	10	1	4	2	3	1	4	5	0	9 2 2 0 0 30
10	Raphael Akpejori	1	3	0	0	0	0	0	1	3	4	4	2 0 1 0 1 13
15	Rion Brown	9	11	4	6	0	0	1	0	1	1	0	22 0 0 0 1 23
21	Erik Swoope	0	0	0	0	0	2	0	1	1	0	0	0 0 0 0 0 2
23	Tonye Jekiri	0	0	0	0	2	2	0	2	0	2	0	0 1 1 0 7
TEAM		2 2											
Totals		22	53	7	19	11	17	10	30	40	13	62	13 13 5 8 200
TOTAL FG%		1st Half: 12-28 42.9%		2nd Half: 10-25 40.0%		Game: 41.5%							
3-Pt. FG%		1st Half: 4-10 40.0%		2nd Half: 3-9 33.3%		Game: 36.8%							
F Throw %		1st Half: 5-6 83.3%		2nd Half: 6-11 54.5%		Game: 64.7%							

Georgia Tech 10-3, 0-1		tot-fg 3-pt			rebounds								
##	Player	fg	fga	fga	ft	fta	of	de	tot	pf	tp	a	to b s min
03	Georges-Hunt	f	3	9	0	3	1	2	4	6	3	7	1 2 0 1 31
04	Carter Jr., Robert	f	3	7	1	3	0	0	1	3	4	4	7 3 0 0 0 24
05	Miller, Daniel	c	2	7	0	0	2	2	1	6	7	2	6 0 2 1 1 25
00	Udofia, Mfon	g	2	7	2	4	4	5	2	1	3	1	10 1 2 0 0 29
23	Reed, Brandon	g	0	4	0	3	0	0	1	0	1	1	0 0 0 0 0 17
01	Royal, Julian	0	0	0	0	0	0	1	1	1	0	0	0 1 0 0 7
02	Jordan, Pierre	0	0	0	0	0	0	0	1	1	1	0	1 1 1 0 9
11	Bolden, Chris	2	7	1	2	1	2	0	0	0	6	1	1 0 2 17
12	Poole Jr., Stacey	0	0	0	0	0	0	0	1	1	0	0	2 1 0 0 4
14	Morris, Jason	0	3	0	2	0	0	0	1	1	0	0	1 0 0 0 9
24	Holsey, Kammeon	4	7	0	0	2	4	0	1	1	1	1	10 2 2 0 0 24
45	Poole, Solomon	1	1	1	1	0	0	0	0	3	1	0	0 1 1 4
TEAM		3 3											
Totals		17	52	5	18	10	15	7	22	29	13	49	13 12 2 5 200
TOTAL FG%		1st Half: 8-23 34.8%		2nd Half: 9-29 31.0%		Game: 32.7%							
3-Pt. FG%		1st Half: 3-9 33.3%		2nd Half: 2-9 22.2%		Game: 27.8%							
F Throw %		1st Half: 4-6 66.7%		2nd Half: 6-9 66.7%		Game: 66.7%							

Officials: Roger Ayers, Mike Eades, Doug Shows
Technical fouls: University of Miami-None. Georgia Tech-None.
Attendance: 7614

Score by Periods	1st	2nd	Total
University of Miami	33	29	62
Georgia Tech	23	26	49

Points in the paint-UM 28,GT 16. Points off turnovers-UM 12,GT 10.
2nd chance points-UM 8,GT 8. Fast break points-UM 11,GT 7.
Bench points-UM 26,GT 19. Score tied-4 times. Lead changed-4 times.
Last FG-UM 2nd-04:40, GT 2nd-01:32.
Largest lead-UM by 23 2nd-08:07, GT by 3 1st-16:05.

Miami 68, UNC 59
1/11/13
Game 14
Smith Center

Miami 11-3, 2-0 ACC		tot-fg 3-pt			rebounds								
##	Player	fg	fga	fga	ft	fta	of	de	tot	pf	tp	a	to b s min
35	Kenny Kadji	f	7	11	2	5	2	3	0	9	9	2	18 3 0 4 0 37
45	Julian Gamble	f	7	10	0	0	0	0	3	3	6	4	14 0 1 3 1 33
00	Shane Larkin	g	3	7	1	3	4	6	0	3	3	2	11 1 4 0 2 36
01	Durand Scott	g	4	12	2	6	1	2	1	5	6	2	11 5 1 0 3 38
04	McKinney Jones	g	1	5	1	4	2	2	0	1	1	5	1 5 0 1 26
10	Raphael Akpejori	0	0	0	0	0	0	0	0	0	0	0	0 0 0 1 0 7
15	Rion Brown	3	8	3	8	0	0	0	2	2	0	9	0 1 0 0 21
23	Tonye Jekiri	0	0	0	0	0	0	0	1	0	1	0	0 0 0 0 2
TEAM		3 3 6											
Totals		25	53	9	26	9	13	8	26	34	11	68	10 12 8 7 200
TOTAL FG%		1st Half: 12-26 46.2%		2nd Half: 13-27 48.1%		Game: 47.2%							
3-Pt. FG%		1st Half: 4-12 33.3%		2nd Half: 5-14 35.7%		Game: 34.6%							
F Throw %		1st Half: 2-4 50.0%		2nd Half: 7-9 77.8%		Game: 69.2%							

UNC 10-5, 0-2 ACC		tot-fg 3-pt			rebounds								
##	Player	fg	fga	fga	ft	fta	of	de	tot	pf	tp	a	to b s min
14	Hubert, Desmond	f	0	1	0	0	1	2	2	0	2	0	1 0 0 1 0 12
35	Bullock, Reggie	f	4	16	3	8	0	0	2	4	6	0	11 5 4 0 1 34
43	McAdoo, James	f	5	14	0	0	4	5	2	4	6	3	14 0 1 0 1 32
01	Strickland, Dexter	g	0	1	0	0	0	0	0	0	0	0	0 0 0 0 0 26
05	Paige, Marcus	g	4	7	2	3	0	0	0	5	4	10	5 3 0 0 33
00	James, Joel	1	1	0	0	0	0	0	0	1	1	0	2 0 0 0 4
11	Johnson, Brice	5	8	0	0	0	1	2	1	3	2	10	1 1 1 1 18
15	Hairston, P.J.	2	7	1	4	0	0	1	2	3	1	5	2 2 1 2 26
21	Simmons, Jackson	1	1	0	0	0	0	1	1	0	2	1	0 0 0 3
25	Tokoto, J.P.	2	4	0	0	0	0	1	2	3	1	4	1 0 0 4 12
TEAM		2 1 3											
Totals		24	60	6	15	5	8	12	21	33	11	59	15 11 3 9 200
TOTAL FG%		1st Half: 13-27 48.1%		2nd Half: 11-33 33.3%		Game: 40.0%							
3-Pt. FG%		1st Half: 4-8 50.0%		2nd Half: 2-7 28.6%		Game: 40.0%							
F Throw %		1st Half: 2-2 100%		2nd Half: 3-6 50.0%		Game: 62.5%							

Officials: Les Jones, Michael Stephens, Joe Lindsay
Technical fouls: University of Miami-None. North Carolina-None.
Attendance: 20516

Score by Periods	1st	2nd	Total
University of Miami	30	38	68
North Carolina	32	27	59


Points in the paint-UM 22,NC 26. Points off turnovers-UM 14,NC 6.
2nd chance points-UM 11,NC 14. Fast break points-UM 2,NC 4.
Bench points-UM 9,NC 23. Score tied-7 times. Lead changed-11 times.
Last FG-UM 2nd-03:05, NC 2nd-00:48.
Largest lead-UM by 9 2nd-03:05, NC by 6 1st-03:09.

Miami 54, Maryland 47
1/13/13
Game 15
BankUnited Center

Maryland 13-3, 1-2		tot-fg 3-pt			rebounds								
##	Player	fg	fga	fga	ft	fta	of	de	tot	pf	tp	a	to b s min
32	Dez Wells	f	7	11	1	2	3	5	1	4	5	3	18 1 3 1 1 32
35	James Padgett	f	0	3	0	0	1	4	1	4	5	0	1 0 0 0 1 17
25	Alex Len	c	6	13	0	1	4	9	3	6	9	3	16 0 4 2 0 31
04	Seth Allen	g	2	8	0	3	0	0	0	3	3	4	4 0 1 0 1 29
05	Nick Faust	g	1	8	0	2	0	0	1	7	8	1	2 2 0 1 2 24
00	Charles Mitchell	0	3	0	0	0	0	0	0	1	1	2	0 0 0 1 0 12
02	Logan Aronhalt	1	4	1	3	0	0	1	2	3	0	3	0 2 0 0 11
10	Jake Layman	1	2	1	1	0	0	1	3	4	1	3	0 2 1 0 21
15	Spencer Barks	0	0	0	0	0	0	0	0	0	1	0	0 0 0 0 2
21	Pe'Shon Howard	0	5	0	3	0	0	0	0	2	2	0	0 1 1 0 1 17
44	Shaquille Cleare	0	0	0	0	0	0	0	0	1	1	0	0 1 0 0 4
TEAM		4 3 7											
Totals		18	57	3	15	8	18	12	36	48	16	47	4 15 6 6 200
TOTAL FG%		1st Half: 6-28 21.4%		2nd Half: 12-29 41.4%		Game: 31.6%							
3-Pt. FG%		1st Half: 0-6 0.0%		2nd Half: 3-9 33.3%		Game: 20.0%							
F Throw %		1st Half: 2-6 33.3%		2nd Half: 6-12 50.0%		Game: 44.4%							

Miami 12-3, 3-0		tot-fg 3-pt					rebounds									
##	Player	f	g	fga	fgt	fta	of	de	tot	pf	tp	a	to	b	s	min
35	Kenny Kadji	f	5	13	3	6	1	6	1	4	5	3	14	0	2	1 0 33
45	Julian Gamble	f	4	9	0	0	0	2	3	6	9	5	8	0	3	4 1 32
00	Shane Larkin	g	5	11	0	3	0	0	1	3	4	0	10	6	0	1 3 37
01	Durand Scott	g	3	8	0	3	0	1	0	1	1	3	6	2	3	0 2 31
04	McKinney Jones	g	3	11	2	5	4	4	0	8	8	2	12	7	0	0 1 33
10	Raphael Akpejori	0	2	0	0	0	0	2	2	4	1	0	0	0	0	1 7
15	Rion Brown	1	6	3	0	0	0	0	2	2	0	2	0	0	0	0 16
21	Erik Swoope	0	1	0	0	0	0	0	0	0	1	0	0	0	0	0 4
23	Tonye Jekiri	1	2	0	0	0	0	2	2	4	1	2	0	0	0	0 7
TEAM							2 5									
Totals		22 63 5 20 5 13					11 33 44 16 54					15 8 6 8 200				
TOTAL FG%		1st Half: 8-29 27.6%					2nd Half: 14-34 41.2%					Game: 34.9%				
3-PT FG%		1st Half: 3-12 25.0%					2nd Half: 8-25 0.0%					Game: 25.0%				
F-T F%		1st Half: 0-4 0.0%					2nd Half: 5-9 55.6%					Game: 38.5%				

2012-13 Photo Roster



25
Garrius Adams
Sr. | G | 6-6 | 195
Apex, N.C.
Middle Creek



10
Raphael Akpejori
Jr. | F | 6-10 | 236
Lagos, Nigeria
Sunrise Christian Academy (Kan.)




15
Rion Brown
Jr. | G | 6-6 | 200
Hinesville, Ga.
Liberty County



45
Julian Gamble
Sr. | F/C | 6-10 | 250
Durham, N.C.
Southern Durham




12
Justin Heller
Jr. | G | 6-2 | 180
Boca Raton, Fla.
West Boca Raton Community




Tonye Jekiri
Fr. | C | 7-0 | 227
Hialeah, Fla.
Champagnat Catholic School




42
Reggie Johnson
Sr. | C | 6-10 | 292
Winston-Salem, N.C.
Winston-Salem Prep




35
Kenny Kadji
Sr. | F/C | 6-11 | 242
Douala, Cameroon
Pendleton/IMG/Florida



0
Shane Larkin
So. | G | 5-11 | 176
Orlando, Fla.
Dr. Phillips (Fla.)




4
Trey McKinney Jones
Sr. | G | 6-5 | 220
Milwaukee, Wis.
South Milwaukee/UMKC



1
Durand Scott
Sr. | G | 6-5 | 203
The Bronx, N.Y.
Rice High



3
Steve Sorenson
Fr. | G | 6-0 | 151
Dallas, Texas
Mark's School of Texas



21
Erik Swoope
Jr. | F | 6-6 | 233
Lake Elsinore, Calif.
Harvard-Westlake



Jim Larranaga
Head Coach



Eric Konkol
Assistant Coach



Michael Huger
Assistant Coach



Chris Caputo
Assistant Coach



Mike Summey
Director of Operations



GARRIUS ADAMS

Senior | Guard | 6-6 | 195

Apex, N.C. | Middle Creek

#25

Adams Season / Career Highs

Points

Season: --

Career: 16, at UNGC 02/15/11

Rebounds

Season: --

Career: 9, vs. Virginia 2/5/11

Assists

Season: --

Career: 6, vs. McNeese State 11/24/10

Steals

Season: --

Career: 3, (4x) last at Ole Miss 11/25/11

Blocked Shots

Season: --

Career: 2, (2x) last vs. Boston College 1/19/10

Field Goals

Season: --

Career: 6, at UNGC 2/15/11

Field Goal Attempts

Season: --

Career: 11, at UNGC 2/15/11

Free Throws

Season: --

Career: 7, vs. UCF 12/18/10

Free Throw Attempts

Season: --

Career: 12, vs. UCF 12/18/10

3-Point Field Goals

Season: --

Career: 4 (2x) last at West Virginia 12/10/11

3-Point Field Goal Attempts

Season: --

Career: 7 (4x) last vs. FGCU 11/22/11

Foul Disqualifications

Season: --

Career: 1, vs. Tennessee Tech 11/11/11

Minutes

Season: --

Career: 40, vs. Virginia 2/5/11

As a Junior (2011-12): In 19 games, averaged 4.5 points, 2.1 rebounds, 0.9 assists and 0.6 steals in 16.9 minutes per game ... Shot 39.7 percent from field, 34.0 from distance and 55.0 at the line ... Started first six games of season ... Sat out 14 games in January and February with lower extremity injury. Had surgery on Jan. 19 and returned to court Feb. 18 ... Posted 2.4 points, 0.6 rebounds in five ACC games ... Scored 6.5 ppg in two NIT games, playing 25.5 mpg ... Led (or tied) for team game highs in steals four times and in scoring, rebounding, assists and blocks once apiece ... Season highs include 15 points at West Virginia, eight rebounds vs. Tennessee Tech, three assists vs. Valparaiso, trio of steals at Ole Miss, four three-pointers made at West Virginia and 32 minutes at West Virginia and against Florida Gulf Coast.

As a Sophomore (2010-11): Played in all 36 games, with 24 starts - including stretch of 15 straight during ACC play (1/15-3/6) ... Averaged 7.3 points, 3.7 rebounds, 1.8 assists and 1.0 steal in 28.2 minutes per game ... Played at least 20 minutes in 33-of-36 games this season, with 1,014 minutes on hardwood, ranking 17th in program history ... Scored in double-figures 12 times, including seven times versus ACC opponents ... Grabbed five-plus boards 11 times, including season-high nine in overtime win against Virginia (2/5).

As a Freshman (2009-10): Averaged 3.8 points and 2.1 rebounds per game, playing in 32 games as true freshman -- tying Reggie Johnson for second-most appearances among UM freshmen in 2009-10 ... Started seven-straight games in ACC play -- also second most among UM freshmen, posting 3.9 points and 1.7 boards per outing versus conference opponents ... Knocked down three-pointer in seven of last 12 games ... Scored in double figures twice, including season- and game-high 13 points at Wake Forest (2/2) on season-best 4-of-8 shooting from field -- including season-best 3-for-5 from beyond the -- with three rebounds and steal.

High School: Ranked among the top 20 shooting guards by ESPN and among top 30 by Scout ... Averaged 21.8 points per game as a senior en route to setting Middle Creek High School scoring record in career points ... In 2009, named to N.C. Basketball Coaches Association District 5 All-District first team and *NCPreps.com* All-State Boys Basketball Team ... Competed in North Carolina/South Carolina All-Star Classic ... As a junior, averaged 18.2 points and 7.8 rebounds per game en route to NCHSAA 4-A All-State honors ... Coached by David Kushner ... Averaged 20.1 points per game with AAU team -- Garner Road, and was named to all-tournament team at Bob Gibbons Tournament of Champions in May 2008 ... Also recruited by Wake Forest, NC State, Virginia Tech and South Carolina.

Personal: First name is pronounced GARY-us ... Born Nov. 15, 1990 ... Son of Valerie and Gary Adams ... Brother to Deion, Ashley and Destiny ... Sports administration major with aspirations of becoming general manager of NBA team ... Off the court, enjoys music.

2009-10			
Opposition	P	R	A
NC Central	3	4	0
Nova Southeastern	10	2	0
Tulane	4	2	1
UNC Wilmington	0	0	0
South Carolina	3	2	0
FGCU	6	3	2
USC Upstate	1	3	1
Minnesota	2	1	1
at Boston College	4	1	1
SC State	5	4	1
at Stetson	4	5	0
FAU	9	2	1
NC A&T	1	8	1
Bethune-Cookman	6	2	0
at Pepperdine	5	1	2
Wake Forest	0	1	0
at Virginia Tech	6	2	1
at Virginia	0	1	0
Boston College	2	2	3
at Maryland	4	1	1
Virginia Tech	3	1	0
at Wake Forest	13	3	0
at Florida St.	5	3	1
Georgia Tech	6	3	0
at Clemson	5	0	2
Duke	2	2	0
Virginia	3	3	0
NC State	9	1	0
at North Carolina	0	1	0
Florida St.	0	2	0
Wake Forest	0	0	0
Duke	0	0	0

2010-11			
Opposition	P	R	A
Jacksonville	3	1	3
at Memphis	5	7	0
N.C. Central	10	3	2
at Rutgers	0	0	0
McNeese St.	11	4	6
at FGCU	13	5	1
Ole Miss	6	3	2
West Virginia	9	3	2
Stetson	4	2	5
UCF	7	5	0
Oral Roberts	10	2	0
Rice	9	4	3
Akron	4	1	1
Pepperdine	6	0	2
at Duke	0	3	0
at Clemson	14	5	3
BC	12	2	2
Florida St.	2	8	2
at NC State	2	2	2
UNC	12	3	1
at Virginia Tech	11	2	1
Georgia Tech	11	3	1
Virginia	8	9	2
at Wake Forest	8	4	1
Duke	9	6	2
at UNGC	16	4	2
Clemson	4	5	3
at BC	12	6	4
at Florida St.	7	8	3
Maryland	4	4	3
at Georgia Tech	7	1	1
Virginia	10	5	2
UNC	0	3	1
FAU	4	2	1
Missouri St.	8	3	1
at Alabama	4	4	1

2011-12			
Opposition	P	R	A
TENNESSEE TECH	3	8	0
RUTGERS	9	3	2
UNF	14	5	2
FLA. GULF COAST	7	4	1
at Ole Miss	4	7	1
at Purdue	2	1	1
Memphis	0	0	0
at West Virginia	15	3	2
APPALACHIAN ST.	3	1	1
UNCG	0	1	1
WAKE FOREST	6	2	1
at Maryland	0	0	0
FLORIDA STATE	1	0	0
at NC State	5	1	0
BOSTON COLLEGE	0	0	1
at Georgia Tech	0	0	0
vs. Florida State	3	1	1
VALPARAISO	8	2	3
MINNESOTA	5	1	0

CAREER STATISTICS

Season	GP	GS	Min.	Avg.	FG	FGA	Pct.	FG	FGA	Pct.	FT	FTA	Pct.	Off.	Def.	Tot.	Avg.	PF	FO	Ast.	TO	Blk	Stl	Pts.	Avg.
2009-10	32	7	540	16.9	38	118	.322	26	89	.292	19	29	.655	19	47	66	2.1	20	0	19	25	6	23	121	3.8
2010-11	36	24	1014	28.2	88	227	.388	35	114	.307	51	75	.680	37	95	132	3.7	68	0	66	60	6	37	262	7.3
2011-12	19	6	319	16.8	29	73	.397	16	47	.340	11	20	.550	11	29	40	2.1	21	1	17	14	2	11	85	4.5
TOTAL	87	37	1873	21.5	155	418	.371	77	250	.308	81	124	.653	67	171	238	2.7	109	1	102	99	14	71	468	5.4



RAPHAEL AKPEJIORI #10

Junior | Forward | 6-10 | 236

Lagos, Nigeria | Sunrise Christian Academy (Kan.)

Akpejori Season / Career Highs

Points

Season: 2 (3x) last at Georgia Tech, 1/5/13

Career: 8, vs. NC Central 11/19/10

Rebounds

Season: 4 (2x) last vs. Maryland, 1/13/13

Career: 7, at Purdue 11/29/11

Assists

Season: --

Career: 1 (2x), last at Purdue 11/29/11

Steals

Season: 1 (2x), last vs. Maryland, 1/13/13

Career: 1, 7x, last vs. Maryland, 1/13/13

Blocked Shots

Season: 2, vs. Charlotte, 12/14/12

Career: 4 (2x), last vs. UNF 11/19/11

Field Goals

Season: 1 (3x) last at Georgia Tech, 1/5/13

Career: 3(2x) last vs. Tennessee Tech 11/11/11

Field Goal Attempts

Season: 3, at Georgia Tech, 1/5/13

Career: 4, UNF 11/19/11

Free Throws

Season: 1, vs. Arizona, 12/23/12

Career: 4, at Rutgers 11/21/10

Free Throw Attempts

Season: 2, vs. Arizona, 12/23/12

Career: 4 (4x), last vs. Memphis 12/06/11

3-Point Field Goals

Season: --

Career: --

3-Point Field Goal Attempts

Season: --

Career: --

Foul Disqualifications

Season: --

Career: --

Minutes

Season: 13, at Georgia Tech, 1/5/13

Career: 22, vs. UNF 11/19/11

As a Sophomore (2011-12): Season highs include seven points vs. Tennessee Tech, seven rebounds at Purdue, four blocked shots vs. UNF, 22 minutes vs. UNF ... Averaged 1.6 points, 1.5 rebounds, 0.5 blocks in 22 games played ... Shot 48.1 percent from field and 58.8 percent at the line ... In ACC play, recorded 1.0 ppg and 1.0 rpg in eight games ... Averaged 3.1 points and 2.6 rebounds in first nine games of season ... Led (or tied) for team game highs in blocked shots three times and in rebounds once ... Was perfect from field in five games, including 3-of-3 against Tennessee Tech ... Notched five points, four rebounds and four blocks in 22 minutes against UNF ... Averaged 11.9 minutes per game until return of Reggie Johnson ... Book Buster (3.0 GPA) ... Athletics Director Honor Roll (3.2 GPA) ... Dean's List (3.5 GPA).

As a Freshman (2010-11): Saw action in 20 games as true freshman, averaging 1.6 points and 1.6 rebounds in 4.9 minutes per game ... Productive during time on hardwood, with 12 blocks tying for third-most on squad ... UM's second-most active player on glass, pulling down 18.5 percent of rebounds when in game - including 20.8 percent of defensive boards ... Hit both free throws at UNC Greensboro (2/15), converting five of last six attempts from the charity stripe during season ... Registered at least one block in four-straight games - including a career-high four blocks in win over McNeese State (11/24), for second-most blocks in a game by a Cane in 2011.

High School: Kansas All-State Class 1-A honorable mention selection ... Rated as No. 64 power forward by ESPN ... Helped team finish with just two losses in 2009-10, with one of those to nationally-ranked power Providence School (Fla.) who won 2-A FHSAA state title ... Poured in game-high 23 points (including three dunks) and 12 rebounds in win over Liberal ... Added another double-double with 14 points and 10 rebounds against Dodge City ... Named to Fantasy of Lights All-Tournament Team after helping team to championship game win over Mansfield Timberview ... Sat out 2008-09 season with injury ... Named to Hawk Challenge All-Tournament Team following back-to-back double-digit scoring performances in state of Florida ... Played AAU basketball for Baltimore Elite ... Played in international game during 2008 Jordan Brand Basketball Classic in New York City ... Coached by Kyle Lindsted at Sunrise Christian.

Personal: Full name is Ehasor Raphael Akpejori ... Goes by Raphael ... First name is pronounced A-tha-saur ... Last name is pronounced AHK-peh-jour-ee ... Born Oct. 10, 1990 ... Standout in the classroom as well as on court, majoring in mechanical engineering ... Also recruited by Texas A&M, Colorado, USF and UCF.

2010-11					2011-12				
Opposition	P	R	A		Opposition	P	R	A	
Jacksonville	0	1	0		TENNESSEE TECH	7	3	0	
at Memphis	2	1	0		RUTGERS	3	1	1	
N.C. Central	8	5	0		UNF	5	4	0	
at Rutgers	4	2	0		FLA. GULF COAST	0	0	0	
McNeese St.	2	4	0		at Ole Miss	0	1	0	
at FGCU	1	2	0		at Purdue	2	7	1	
West Virginia	0	0	0		UMASS	6	3	0	
Stetson	2	0	0		Memphis	2	2	0	
UCF	1	1	0		at West Virginia	3	2	0	
Oral Roberts	2	4	0		at Charlotte	0	0	0	
Rice	0	2	0		APPALACHIAN ST.	0	0	0	
Pepperdine	3	2	0		at North Carolina	2	1	0	
at Duke	1	3	0		at Boston College	0	0	0	
at Clemson	0	0	0		MARYLAND	4	1	0	
Florida St.	2	0	0		VIRGINIA TECH	0	0	0	
UNC	1	1	0		NORTH CAROLINA	0	0	0	
at Virginia Tech	0	0	0		WAKE FOREST	0	0	0	
at UNC	2	2	0		at Maryland	2	2	0	
Maryland	0	0	0		FLORIDA STATE	0	4	0	
at Alabama	0	1	0		at Georgia Tech	0	0	0	
					vs. Florida State	0	1	0	
					MINNESOTA	0	1	0	

CAREER STATISTICS

Season	GP	GS	Min.	Avg.	FG	Total FGA	Pct.	3-Point FG	3-Point FGA	Pct.	Free Throws FT	Free Throws FTA	Pct.	Rebounds Off.	Rebounds Def.	Tot.	Avg.	PF	FO	Ast.	TO	Blk	Stl	Pts.	Avg.
2010-11	20	0	98	4.9	5	10	.500	0	0	.000	21	32	.656	13	18	31	1.6	16	0	0	5	12	2	31	1.6
2011-12	22	3	147	6.7	13	27	.481	0	0	.000	10	17	.588	21	12	33	1.5	27	0	2	7	11	4	36	1.6
2012-13	9	0	52	5.8	3	9	.333	0	0	.000	1	3	.333	6	9	15	1.7	6	0	0	2	3	2	7	0.8
TOTAL	51	3	297	5.8	21	46	.457	0	0	.000	32	52	.615	40	39	79	1.5	49	0	2	14	26	8	74	1.5

AKPEJIORI 2012-13

AKPEJIORI 2012-13		TOTAL					3-PTS			FREE THROWS			REBOUNDS													
Opponent	Date	GS	Min	FG	FGA	Pct	3FG	FGA	Pct	FT	FTA	Pct	Off	Def	Tot	Avg	PF	FO	A	TO	Blk	Stl	Pts	Avg		
CHARLOTTE	12-14-12	3	1	2	.500	0	0	.000	0	1	.000	0	0	0	0.0	0	0	0	0	2	0	2	2.0			
at UCF	12-18-12	1	0	0	.000	0	0	.000	0	0	.000	0	1	1	0.5	0	0	0	0	0	0	0	1.0			
at Hawai'i	12-22-12	4	0	0	.000	0	0	.000	0	0	.000	1	1	2	1.0	0	0	0	0	0	0	0	0.7			
vs Arizona	12-23-12	3	0	0	.000	0	0	.000	1	2	.500	0	1	1	1.0	0	0	0	0	0	0	1	0.8			
vs Indiana State	12-25-12	11	1	2	.500	0	0	.000	0	0	.000	2	1	3	1.4	1	0	0	1	0	0	2	1.0			
LA SALLE	01-02-13	3	0	0	.000	0	0	.000	0	0	.000	0	0	0	1.2	0	0	0	0	0	0	0	0.8			
at Georgia Tech	01-05-13	13	1	3	.333	0	0	.000	0	0	.000	1	3	4	1.6	4	0	0	1	0	1	2	1.0			
at North Carolina	01-10-13	7	0	0	.000	0	0	.000	0	0	.000	0	0	0	1.4	0	0	0	0	1	0	0	0.9			
MARYLAND	01-13-13	7	0	2	.000	0	0	.000	0	0	.000	2	2	4	1.7	1	0	0	0	0	1	0	0.8			
Totals		0	52	3	9	.333	0	0	.000	1	3	.333	6	9	15	1.7	6	0	0	2	3	2	7	0.8		



RION BROWN

Junior | Guard | 6-6 | 200

Hinesville, Ga. | Liberty County

#15

Brown Season / Career Highs

Points

Season: 22, at Georgia Tech, 1/5/13

Career: 22, at Georgia Tech, 1/5/13

Rebounds

Season: 7, vs. Jacksonville 11/16/12

Career: 8, vs. Georgia Tech 2/3/11

Assists

Season: 3, at FGCU 11/13/12

Career: 3 (5x), last at FGCU 11/13/12

Steals

Season: 2 (2x) last at Hawai'i 12/22/12

Career: 3, vs. NC Central 11/19/10

Blocked Shots

Season: 1 (2x) last at UMass, 12/1/12

Career: 1, (6x) last at UMass, 12/1/12

Field Goals

Season: 9, at Georgia Tech, 1/5/13

Career: 9, at Georgia Tech, 1/5/13

Field Goal Attempts

Season: 11, at Georgia Tech, 1/5/13

Career: 12, vs. Minnesota 3/19/12

Free Throws

Season: 3, at UMass, 12/1/12

Career: 5 (2x) last vs. App. State 12/30/11

Free Throw Attempts

Season: 5, vs. Jacksonville 11/16/12

Career: 6 (2x) last vs. App. State 12/30/11

3-Point Field Goals

Season: 4, at Georgia Tech, 1/5/13

Career: 6, vs. Maryland 3/2/11

3-Point Field Goal Attempts

Season: 8, at North Carolina 1/10/13

Career: 8 (2x), last at UNC 1/10/13

Foul Disqualifications

Season: --

Career: --

Minutes

Season: 35, at FGCU 11/13/12

Career: 37, vs. Valparaiso 3/14/12

As a Sophomore (2011-12): Ended season on a streak of hitting a three-pointer in seven-straight games, which ties for fourth-longest current streak in ACC ... Second on team in three-point percentage, hitting 41-104 (39.4%) from distance ... Second on squad with 41 made treys ... Played in 31 games, starting final three of season ... Did not play against UNF or Florida Gulf Coast due to illness ... In 19.9 minutes per game, averaged 7.2 points, 2.8 rebounds, 0.5 assists, 0.5 steals ... Hit 42.7 percent from field, 39.4 from distance and 76.6 at line overall ... In ACC play, averaged 6.0 points, 2.7 rebounds and 1.0 three-pointer made per game ... Scored in double digits 10 times, including final four games ... Knocked down multiple threes 10 times, twice hitting four ... Knocked down 11 threes in four postseason games, leading team with 14.3 points in ACC Tournament and NIT combined ... In ACC Tournament was second on team in scoring with 11.5 ppg, hitting five threes in two games, and had 5.0 rebounds ... Led team in NIT with 17.0 points and 35.5 minutes per night, and was second with 6.0 rebounds in two games ... Shot 47.8 percent from field, 42.9 percent from long range and 85.7 percent at line in NIT ... Led (or tied) for team game highs in scoring three times, steals twice and rebounds once ... Season highs include 18 points vs. Valparaiso, four three-pointers made vs. Valpo and FAU, six rebounds three times, three assists vs. Wake Forest and at Boston College, two steals a trio of times and 37 minutes against Valparaiso.

As a Freshman (2010-11): Played in all 36 games, starting all five contests in postseason - two in ACC Tournament play and three in NIT ... Averaged 4.4 points and 2.0 rebounds in 16.9 minutes per game ... Saw 15-plus minutes on hardwood in each of final 18 games, including personal ACC-high 30 minutes in breakout game versus Maryland (3/2) ... Versus Terps, registered career highs in points (19), field goals made (6), three-pointers made (6) and assists (3) ... Finished 6-of-7 from long range, becoming third Cane to convert six threes in a single game (Adrian Thomas and Malcolm Grant each did it twice) ... six three-pointers are most by a Miami freshman in a decade -- since Darius Rice went 7-for-15 from downtown versus Virginia Tech on Jan. 10, 2001 ... Also had big game versus Virginia (2/5) - with Canes trailing five points with 30 seconds remaining in regulation, sank deep three-pointer from U logo, and then with Miami down by three, converted all three free throws with just 13 seconds on clock to send game into overtime ... Finished with eight points -- with those five in final 30 seconds of regulation, three rebounds and one block in 24 minutes.

High School: Selected Class 3-A South Player of Year by Georgia Athletic Coaches Association ... Listed as a four-star recruit by *Rivals* and *Scout.com* ... Rated as No. 15 shooting guard by *Scout*, No. 47 shooting guard by *ESPN* and No. 61 nationally by *Rivals* ... Selected as a GHSA State Senior All-Star ... As senior, averaged 22.8 points per game, while shooting 55 percent from field and 38 percent from beyond arc ... Set school records with single-game high of 42 points and single-season record of 660 points ... Selected as WTOP-TV Player of Week (1/11/10) after that career-high 42-point performance in win over Burke County ... Helped lead team to second round of Georgia 3-A High School State Playoffs ... Scored game-high 28 points (including 10 in fourth quarter) in win over West Laurens ... Dropped in 28 points for Liberty County in win over Metter and added 26 points against Bradwell as part of Gentlemen's Classic Tournament in Statesboro, Ga. ... Finished with 25 points in Liberty County's win over Thomson ... Teammate of Tennessee signee Jordan McRae ... Coached by Willie Graham ... Played AAU basketball for Worldwide Renegades.

Personal: First name is pronounced Ryan ... Born Sept. 3, 1991 ... Son of Lisa Brown and Tico Brown, who played basketball at Georgia Tech, in Continental Basketball Association and overseas. When he retired, Tico was CBA's all-time leading scorer (8,538 points) and was voted to All-Time CBA Team ... Brother to Tico Brown II ... Majoring in sports administration ... Also recruited by Georgia, Alabama and Virginia.

2010-11			
Opposition	P	R	A
Jacksonville	3	2	1
at Memphis	0	2	0
N.C. Central	17	2	2
at Rutgers	5	2	0
McNeese St.	16	4	0
at FGCU	5	0	1
Ole Miss	3	2	1
West Virginia	0	1	0
Stetson	3	0	1
UCF	0	0	0
at Duke	1	1	0
Oral Roberts	0	1	0
Rice	0	1	0
Akron	0	1	0
Pepperdine	9	1	0
at Duke	0	0	0
at Clemson	1	0	0
BC	0	0	1
Florida St.	0	1	0
at NC State	3	0	1
UNC	0	1	0
at Virginia Tech	7	3	0
Georgia Tech	5	8	1
Virginia	8	3	0
at Wake Forest	0	2	2
Duke	8	3	0
at UNC	0	1	0
Clemson	5	2	0
at BC	4	1	0
at Florida St.	3	7	1
Maryland	19	3	3
at Georgia Tech	3	3	3
Virginia	9	3	0
UNC	5	3	1
FAU	6	1	0
Missouri St.	7	3	2
at Alabama	2	5	1

2011-12			
Opposition	P	R	A
TENNESSEE TECH	7	3	1
RUTGERS	0	4	1
at Ole Miss	0	0	0
at Purdue	3	4	0
UMASS	7	2	0
Memphis	6	1	0
at West Virginia	0	0	0
vs. FAU	15	0	0
at Charlotte	11	2	0
APPALACHIAN ST.	15	3	0
UNC	6	2	1
at Virginia	4	1	0
at North Carolina	3	2	0
CLEMSON	5	2	0
NC STATE	10	4	0
at Georgia Tech	0	1	1
at Boston College	2	3	3
MARYLAND	5	3	1
at Duke	5	1	1
VIRGINIA TECH	8	3	0
at Florida State	5	3	0
NORTH CAROLINA	5	5	1
WAKE FOREST	11	6	3
at Maryland	4	1	0
FLORIDA STATE	9	2	0
at NC State	15	4	1
BOSTON COLLEGE	5	2	1
at Georgia Tech	10	5	0
vs. Florida State	13	5	0
VALPARAISO	18	6	1
MINNESOTA	16	6	0

CAREER STATISTICS

Season	GP			GS	Min.	Avg.	Total			3-Point			Free Throws			Rebounds			Scoring							
	GP	GS	Min.				FGA	Pct.	FG	FGA	Pct.	FT	FTA	Pct.	Off.	Def.	Tot.	Avg.	PF	FO	Ast.	TO	Blk	Stl	Pts.	Avg.
2010-11	36	5	607		16.9	51	141	.362	32	90	.356	23	33	.697	13	59	72	2.0	54	0	22	33	3	10	157	4.4
2011-12	31	3	618		19.9	73	171	.427	41	104	.394	36	47	.766	26	60	86	2.8	41	0	16	21	1	15	223	7.2
2012-13	15	5	351		23.4	36	98	.367	12	55	.218	12	20	.600	9	20	29	1.9	15	0	14	9	2	7	96	6.4
TOTAL	82	13	1576		19.2	160	410	.390	85	249	.341	71	100	.710	48	139	187	2.3	110	0	52	63	6	32	476	5.8

BROWN 2012-13

Opponent	Date	GS	Min	TOTAL			3-PTS			FREE THROWS			REBOUNDS				PF	FO	A	TO	Blk	Stl	Pts	Avg
				FG	FGA	Pct	3FG	FGA	Pct	FT	FTA	Pct	Off	Def	Tot	Avg								
STETSON	11-09-12	*	30	4	9	.444	2	6	.333	0	0	.000	0	1	1	1.0	0	0	2	1	0	0	10	10.0
at FGCU	11-13-12	*	35	0	7	.000	0	6	.000	1	2	.500	2	2	4	2.5	0	0	3	2	1	0	1	5.5
JACKSONVILLE	11-16-12	*	33	3	5	.600	0	1	.000	2	5	.400	2	5	7	4.0	0	0	1	0	0	2	8	6.3
DETROIT	11-24-12		24	2	8	.250	0	3	.000	2	2	1.000	2	3	5	4.3	0	0	2	0	0	0	6	6.3
MICHIGAN STATE	11-28-12		15	1	3	.333	1	2	.500	2	2	1.000	0	0	0	3.4	2	0	1	1	0	1	5	6.0
at Massachusetts	12-01-12		24	1	3	.333	1	3	.333	3	4	.750	0	0	0	2.8	3	0	2	0	1	0	6	6.0
CHARLOTTE	12-14-12		19	1	5	.200	1	4	.250	1	2	.500	0	3	3	2.9	1	0	0	0	0	0	4	5.7
at UCF	12-18-12		22	3	6	.500	0	3	.000	0	0	.000	0	0	0	2.5	2	0	1	1	0	0	6	5.8
at Hawai'i	12-22-12	*	25	3	8	.375	0	3	.000	0	0	.000	0	1	1	2.3	1	0	1	0	0	2	6	5.8
vs Arizona	12-23-12	*	25	1	9	.111	0	4	.000	0	0	.000	0	1	1	2.2	2	0	0	2	0	1	2	5.4
vs Indiana State	12-25-12		25	3	6	.500	0	3	.000	1	3	.333	2	0	2	2.2	1	0	0	1	0	0	7	5.5
LA SALLE	01-02-13		14	1	4	.250	0	0	.000	0	0	.000	0	0	0	2.0	2	0	1	0	0	0	2	5.3
at Georgia Tech	01-05-13		23	9	11	.818	4	6	.667	0	0	.000	1	0	1	1.9	1	0	0	0	0	1	22	6.5
at North Carolina	01-10-13		21	3	8	.375	3	8	.375	0	0	.000	0	2	2	1.9	0	0	0	1	0	0	9	6.7
MARYLAND	01-13-13		16	1	6	.167	0	3	.000	0	0	.000	0	2	2	1.9	0	0	0	0	0	0	2	6.4
Totals			5	351	36	98			.367	12	55	.218	12	20	29	1.9	15	0	14	9	2	7	96	6.4



JULIAN GAMBLE

Senior | Forward/Center | 6-10 | 250

#45

Durham, N.C. | Southern Durham

As a Senior (2011-12): Sat out season after injuring left ACL in summer of 2011 ... Granted clock extension by NCAA, allowing forward to play basketball for sixth year, in 2012-13.

As a Junior (2010-11): Played in all 36 games, with 13 starts - including six in ACC play ... Averaged 4.0 points, 3.4 rebounds and 0.8 blocks per game, converting 59.8 percent of field goals ... Scored in 33-of-36 games, averaging 7.0 points and 4.8 rebounds over last six outings, converting 73.9 percent of field goals ... In three NIT games, averaged 7.3 points and 5.7 rebounds while shooting 88.9 percent from field (8-9).

As a Sophomore (2009-10): Among five Hurricanes to play in all 33 games, including 11-straight starts to close season ... Averaged 6.6 points on 52.6 percent shooting from field and 6.3 rebounds over last seven starts ... For season, posted 3.5 points, 2.9 rebounds and 0.8 blocks per game, while converting 70.6 percent from line ... Posted multiple blocks in four games, including a career-high four at North Carolina (3/2) ... Versus Tar Heels, added eight points -- including first career three-pointer to beat halftime buzzer, seven boards, a career-high tying two steals and two assists in 26 minutes ... Grabbed double-figure rebounds twice and five-plus boards seven times, including six times versus conference opponents ... Honored with team's "Outstanding Student-Athlete Award" at 2010 postseason banquet for efforts on court and in classroom.

As a Redshirt Freshman (2008-09): Saw action in 24 games in first campaign as a Hurricane, including 10 games vs. ACC opponents ... Among just six ACC freshmen to record a double-double during season, posting a career-high 13 points and a career-high 13 rebounds in win over North Florida (12/31), converting 3-of-5 field goals and a season-high 7-of-10 free throws ... Also scored in double figures in win at St. John's (12/27), finishing with 10 points on perfect 4-of-4 shooting from field and 2-of-2 shooting from line in 12 minutes ... Grabbed five or more rebounds five times, including four-point, five-board effort in 15 minutes versus then-No. 3/3 North Carolina (2/15).

High School: Three-year letterwinner at Southern Durham High School, same high school as former UM teammate Anthony King ... Averaged 18 points, 10 rebounds and five blocks per game as a senior ... Two-time all-conference selection ... Rated No. 27 center in class of 2007 by *Scout.com* and No. 4 overall player in state of North Carolina by *Rivals.com* ... Coached by David Pyper.

Personal: Born Sept. 15, 1989 ... Son of Sarah Gamble ... Brother to Talonny, Javon, William and Raquel ... Graduated in May 2012 with degree in sports administration and minor in business administration ... Currently working on second degree - in liberal arts ... Off court, enjoys playing video games ... Traveled to Africa during summer of 2008 with Athletes in Action, getting opportunity to play basketball with other collegians from across country, as well as hold basketball clinics for local children ... Big body ... Great inside game-- team's best post passer ... Strong basketball IQ and good skill level ... Has shown tremendous growth through redshirt season in 2007-08 up until present ... Nicknames include "Jules" and "JG".

Gamble Season / Career Highs

Points

Season: 16, at Hawai'i 12/22/12

Career: 16, at Hawai'i 12/22/12

Rebounds

Season: 13, at Hawai'i 12/22/12

Career: 13, (3x) last at Hawai'i 12/22/12

Assists

Season: 1 (2x) last at Georgia Tech, 1/5/13

Career: 4, vs. USC Upstate 11/28/09

Steals

Season: 2 (2x) last vs. Arizona, 12/23/12

Career: 2 (9x), last vs. JU 11/16/12

Blocked Shots

Season: 4 (2x) last vs. Maryland, 1/13/13

Career: 4 (2x) last vs. Indiana State 12/25/12

Field Goals

Season: 7 (2x) last at UNC 1/10/13

Career: 7 (2x) last at UNC 1/10/13

Field Goal Attempts

Season: 10 (2x) last at UNC 1/10/13

Career: 10 (3x) last at UNC 1/10/13

Free Throws

Season: 5, vs. Jacksonville 11/16/12

Career: 7, vs. UNF 12/31/08

Free Throw Attempts

Season: 10, vs. Jacksonville 11/16/12

Career: 10 (2x) last vs. JU 11/16/12

3-Point Field Goals

Season: --

Career: 1, at North Carolina 3/2/10

3-Point Field Goal Attempts

Season: --

Career: 2, at North Carolina 3/2/10

Foul Disqualifications

Season: 2x, last vs. Maryland, 1/13/13

Career: 5x, last at Wake Forest 2/9/11

Minutes

Season: 33, at North Carolina 1/10/13

Career: 33, at North Carolina 1/10/13

GAMBLE CAREER STATISTICS

Season	GP	GS	Min.	Avg.	FG	FGA	Pct.	3-Point FG	3-Point FGA	3-Point Pct.	Free Throws FT	Free Throws FTA	Free Throws Pct.	Rebounds Off.	Rebounds Def.	Rebounds Tot.	Avg.	PF	FO	Ast.	TO	Blk	Stl	Pts.	Avg.
2008-09	24	0	179	7.5	20	46	.435	0	0	.000	17	29	.586	22	39	61	2.5	23	0	8	4	14	3	57	2.4
2009-10	33	11	440	13.3	45	94	.479	1	4	.250	24	34	.706	39	57	96	2.9	59	2	24	37	25	17	115	3.5
2010-11	36	13	546	15.2	61	102	.598	0	1	.000	21	49	.429	41	83	124	3.4	92	3	18	33	30	14	143	4.0
2012-13	15	9	302	20.1	41	76	.539	0	0	.000	17	35	.486	28	41	69	4.6	31	2	2	15	22	7	99	6.6
TOTAL	108	33	1467	13.6	167	318	.525	1	5	.200	79	147	.537	130	220	350	3.2	205	7	52	89	91	41	414	3.8

GAMBLE 2012-13

Opponent	Date	GS	Min	FG	FGA	Pct	3-PTS 3FG	3-PTS FGA	3-PTS Pct	FREE THROWS FT	FREE THROWS FTA	FREE THROWS Pct	REBOUNDS Off	REBOUNDS Def	REBOUNDS Tot	Avg	PF	FO	A	TO	Blk	Stl	Pts	Avg
STETSON	11-09-12		18	4	4	1.000	0	0	.000	1	3	.333	1	5	6	6.0	2	0	1	0	0	1	9	9.0
at FGCU	11-13-12		8	0	2	.000	0	0	.000	0	0	.000	1	0	1	3.5	1	0	0	1	0	0	0	4.5
JACKSONVILLE	11-16-12	*	28	4	6	.667	0	0	.000	5	10	.500	2	0	2	3.0	0	0	0	3	1	2	13	7.3
DETROIT	11-24-12	*	13	3	5	.600	0	0	.000	1	1	1.000	1	1	2	2.8	2	0	0	2	2	0	7	7.3
MICHIGAN STATE	11-28-12		9	0	2	.000	0	0	.000	0	0	.000	0	1	1	2.4	1	0	0	0	0	0	0	5.8
at Massachusetts	12-01-12		3	0	1	.000	0	0	.000	0	0	.000	0	0	0	2.0	0	0	0	0	0	0	0	4.8
CHARLOTTE	12-14-12		14	2	5	.400	0	0	.000	1	2	.500	1	1	2	2.0	2	0	0	2	2	0	5	4.9
at UCF	12-18-12		11	0	0	.000	0	0	.000	0	0	.000	0	0	0	1.8	1	0	0	2	0	0	0	4.3
at Hawai'i	12-22-12	*	32	7	10	.700	0	0	.000	2	2	1.000	8	5	13	3.0	1	0	0	0	2	0	16	5.6
vs Arizona	12-23-12	*	31	1	4	.250	0	0	.000	1	2	.500	0	3	3	3.0	2	0	0	0	0	2	3	5.3
vs Indiana State	12-25-12	*	24	5	9	.556	0	0	.000	1	5	.200	4	5	9	3.5	5	1	0	0	4	0	11	5.8
LA SALLE	01-02-13	*	21	2	3	.667	0	0	.000	2	4	.500	2	6	8	3.9	1	0	0	0	2	0	6	5.8
at Georgia Tech	01-05-13	*	25	2	6	.333	0	0	.000	3	4	.750	2	5	7	4.2	4	0	1	1	2	0	7	5.9
at North Carolina	01-10-13	*	33	7	10	.700	0	0	.000	0	0	.000	3	3	6	4.3	4	0	0	1	3	1	14	6.5
MARYLAND	01-13-13	*	32	4	9	.444	0	0	.000	0	2	.000	3	6	9	4.6	5	1	0	3	4	1	8	6.6
Totals			9	302	41	.539	0	0	.000	17	35	.486	28	41	69	4.6	31	2	2	15	22	7	99	6.6



TONYE JEKIRI

Freshman | Center | 7-0 | 227

Hialeah, Fla. | Champagnat Catholic School

#23

Jekiri Career Highs

Points

Career: 3, at UCF 12/18/12

Rebounds

Career: 4 vs. Maryland, 1/13/13

Assists

Career: 1, at Hawai'i 12/22/12

Steals

Career: 1 (2x) last at Hawai'i 12/22/12

Blocked Shots

Career: 2, vs. Charlotte, 12/14/12

Field Goals

Career: 1 (2x) last vs. Maryland, 1/13/13

Field Goal Attempts

Career: 3, at UCF 12/18/12

Free Throws

Career: 2, at Georgia Tech, 1/5/13

Free Throw Attempts

Career: 2 (3x) last at Georgia Tech, 1/5/13

3-Point Field Goals

Career: --

3-Point Field Goal Attempts

Career: --

Foul Disqualifications

Career: --

Minutes

Career: 11 vs. Charlotte, 12/14/12

High School: Rated 17th-best center in country by *ESPN.com* and No. 13 by *Scout.com* ... Averaged 20 points, 12 rebounds and 5 blocks per game as a senior ... Notched 45 points and 20 rebounds in regional semifinals and 18 points, 14 rebounds and six blocks in regional finals ... Led team to 2A state title game ... First team 2011-12 Boys Class 2A All-State team ... First team All-FHSAA Tournament at state championships ... *Orlando Sentinel's* 2011-12 All-Florida boys basketball team ... Averaged 14 points and 10 rebounds per game as a junior with Champagnat, first year of organized hoops ... Team MVP ... Team captain ... On AAU circuit, played for Team Breakdown ... Dominated at Source Hoops Elite Camp and led Team Breakdown to championships in Breakdown Hoops Festival and Big Shots Myrtle Beach I ... Can play with back to basket or step out for a 10-12-foot shot ... Runs floor like a guard and has unstoppable motor.

Personal: Born July 23, 1994 in Nigeria ... Given name is Tonye Frank Jekiri (TAHN-yay Ja-KEER-EE) ... Brother to Tammie, Omiebi and Boma ... Chose jersey number 23 because July 23 is birthday ... Originally from Nigeria, Jekiri moved to South Florida in September 2010 to begin basketball career ... Previously played soccer ... Chose Miami over considerations from Virginia Tech, Clemson, Florida State, Auburn, Vanderbilt and Alabama ... Jekiri is Larranaga's second recruit from state of Florida, joining current Canes sophomore Shane Larkin from Orlando, Fla. ... Enjoys dancing.

CAREER STATISTICS

Season	GP	GS	Min.	Avg.	FG	Total FGA	Pct.	3-Point FG	3-Point FGA	Pct.	Free Throws FT	Free Throws FTA	Pct.	Rebounds Off.	Rebounds Def.	Tot.	Avg.	PF	FO	Ass.	TO	Blk	Stl	Pts.	Avg.
2012-13	13	0	79	6.1	2	6	.333	0	0	.000	4	7	.571	9	7	16	1.2	14	0	1	3	4	2	8	0.6

JEKIRI 2012-13

Opponent	Date	GS	Min	FG	FGA	Pct	3-PTS 3FG	3-PTS FGA	Pct	FREE THROWS FT	FREE THROWS FTA	Pct	REBOUNDS Off	REBOUNDS Def	Tot	Avg	PF	FO	A	TO	Blk	Stl	Pts	Avg
STETSON	11-09-12		DNP																					
at FGCU	11-13-12	9	0	0	0	.000	0	0	.000	1	2	.500	1	1	2	2.0	2	0	0	1	0	0	1	1.0
JACKSONVILLE	11-16-12	6	0	0	0	.000	0	0	.000	0	1	.000	0	0	0	1.0	1	0	0	1	0	1	0	0.5
DETROIT	11-24-12		DNP																					
MICHIGAN STATE	11-28-12	8	0	0	0	.000	0	0	.000	0	0	.000	0	2	2	1.3	1	0	0	0	0	0	0	0.3
at Massachusetts	12-01-12	2	0	0	0	.000	0	0	.000	0	0	.000	0	0	0	1.0	0	0	0	0	0	0	0	0.3
CHARLOTTE	12-14-12	11	0	0	0	.000	0	0	.000	0	0	.000	0	0	0	0.8	1	0	0	0	2	0	0	0.2
at UCF	12-18-12	8	1	3	.333	0	0	0	.000	1	2	.500	2	0	2	1.0	4	0	0	0	0	0	3	0.7
at Hawai'i	12-22-12	9	0	0	0	.000	0	0	.000	0	0	.000	0	0	0	0.9	1	0	1	0	0	1	0	0.6
vs Arizona	12-23-12	7	0	1	.000	0	0	0	.000	0	0	.000	1	1	2	1.0	3	0	0	0	1	0	0	0.5
vs Indiana State	12-25-12	0	0	0	0	.000	0	0	.000	0	0	.000	0	0	0	0.9	0	0	0	0	0	0	0	0.4
LA SALLE	01-02-13	3	0	0	0	.000	0	0	.000	0	0	.000	0	1	1	0.9	0	0	0	0	0	0	0	0.4
at Georgia Tech	01-05-13	7	0	0	0	.000	0	0	.000	2	2	1.000	2	0	2	1.0	0	0	0	1	1	0	2	0.5
at North Carolina	01-10-13	2	0	0	0	.000	0	0	.000	0	0	.000	1	0	1	1.0	0	0	0	0	0	0	0	0.5
MARYLAND	01-13-13	7	1	2	.500	0	0	0	.000	0	0	.000	2	2	4	1.2	1	0	0	0	0	0	2	0.6
Totals		0	79	2	6	.333	0	0	.000	4	7	.571	9	7	16	1.2	14	0	1	3	4	2	8	0.6



REGGIE JOHNSON

Senior | Center | 6-10 | 292

Winston-Salem, N.C. | Winston-Salem Prep

#42

Johnson Season / Career Highs

Points

Season: 22, vs. Stetson 11/9/12

Career: 27, at Duke 2/5/12

Rebounds

Season: 13 (2x) last at UCF 12/18/12

Career: 20, vs. FAU 3/16/11

Assists

Season: 2 (2x) last vs. Detroit 11/24/12

Career: 5, vs. FAU 12/17/11

Steals

Season: 1 (3x) last at UCF 12/18/12

Career: 2 (4x), last vs. Georgia Tech 2/3/11

Blocked Shots

Season: 6, at UMass, 12/1/12

Career: 6, at UMass, 12/1/12

Field Goals

Season: 6 (2x), last at UMass, 12/1/12

Career: 11, at Duke 2/5/12

Field Goal Attempts

Season: 16, vs. Stetson 11/9/12

Career: 17 (2x), last at Duke 2/5/12

Free Throws

Season: 10, vs. Stetson 11/9/12

Career: 10, vs. Stetson 11/9/12

Free Throw Attempts

Season: 14, vs. Stetson 11/9/12

Career: 14, vs. Stetson 11/9/12

3-Point Field Goals

Season: 1, at UCF 12/18/12

Career: 1 (5x), last at UCF 12/18/12

3-Point Field Goal Attempts

Season: 3, vs. Stetson 11/9/12

Career: 3, vs. Stetson 11/9/12

Foul Disqualifications

Season: --

Career: 6x: 1-11/12; 4 - 10/11; 1-09/10

Minutes

Season: 33, at UMass, 12/1/12

Career: 36, vs. FAU 12/17/11

Double-doubles

13 in 2010-11

1 in 2011-12

4 in 2012-13

2011 All-ACC Honorable Mention

2010 ACC All-Tournament Second Team

ACC Player of the Week - Feb. 6, 2012

As a Junior (2011-12): Following season was listed sixth in rebounds on ACC's active career statistical leaders list ... Led Canes in offensive rebounds and rebound average ... In ACC play, averaged 10.5 points and 7.1 rebounds in 26.6 minutes per game ... Notched double-digit points in 13 games ... Posted one double-double, a 27-point, 12-rebound performance in UM's first-ever win at Cameron Indoor Stadium against Duke ... Recorded double-digit rebounds three times, two of which were in last three games of season ... First three-point attempt was a made trey against Maryland on Feb. 1 ... Posted 15 points, nine rebounds, five blocks and five assists in 36 minutes in first game back from knee surgery (12/17) ... Sat out first nine games of season after successfully undergoing surgery on June 30 to repair a torn meniscus in right knee. Injured knee during pick-up game June 27 ... Declared ineligible prior to game against Florida State (Feb. 26) following findings in ongoing joint NCAA-UM inquiry. Reinstated for Feb. 29 game at NC State.

As a Sophomore (2010-11): Shot 59.1 percent from field - third-highest percentage in a season in UM history (minimum 200 field goal attempts) ... 347 season boards are most for a Cane since Rick Barry notched a school-record 475 in 1964-65 and rank sixth in UM history ... Grabbed a team-high 21.7 percent of available rebounds while on court -- 26.8 percent of defensive boards (12th in nation) and 16.3 percent of offensive boards (7th in nation) ... Among ACC's leaders in several categories, ranking fourth in rebounding (28th in nation), second in offensive rebounds (3.5 pg), fourth in defensive rebounds (6.1 pg) and 20th in scoring ... Among ACC's most improved players in both scoring and rebounding, with scoring average increasing 5.5 points per game and rebounding jumping 5.0 boards an outing ... Pulled down double-figure rebounds 16 times, with 15-plus boards three times - including a career-high 20 in NIT opening-round win over FAU (3/16) ... Those 20 boards are most for an ACC player and most for a Cane since return of Miami basketball in 1985-86

As a Redshirt Freshman (2009-10): Among ACC freshmen, tied for third in rebounds and ninth in scoring ... Hit 23 of last 27 free throws and 66 of last 80, shooting 82.4 percent from line versus conference opponents -- best among ACC's big men, to rank ninth in league ... Turned in a season-high 22 points (tying former Hurricane Guillermo Diaz for most points in an ACC Tournament game) on a perfect 8-of-8 effort from field, while adding 6-of-6 shooting from line, four boards, two assists and a blocked shot in ACC Tournament opening-round win against Wake Forest (3/11) ... Performance established a new ACC Tournament freshman record, becoming first rookie to finish 100 percent from field in a tourney game (minimum seven field goals made), breaking previous freshman high of 81.8 percent (9-11) set by Maryland's Ernest Graham in 1978 ...

As a True Freshman (2008-09): Redshirt season.

High School: Competed in basketball and track & field at Winston-Salem Prep ... Helped guide Phoenix to North Carolina 1-A state championship in basketball, finishing with 25 points and a state championship record 23 rebounds en route to title and MVP honors ... Two-time All-Northwest selection, led league with 24.1 points per game, 16.1 rebounds per game and 7.1 blocks per game as a senior in 2007-08 ... Other individual honors included *NC Preps.com* 1-A Player of Year, *NCPreps.com* All-State Team, *Triad Sports Weekly* County Player of Year and *Triad Sports Weekly* All-Forsyth County Basketball Team ... Considered a four-star recruit by *Scout.com*, which ranked him 17th among centers ... Coached by Andre Gould ... Played AAU basketball for Boo Williams.

Personal: Born Dec. 16, 1989 ... Son of Erika Johnson ... Brother to Chrisalyn Boston ... Liberal arts major ... Nickname is Big Regg ... Also recruited by Wake Forest, Virginia Tech, Xavier and VCU ... Off court, enjoys playing video games ... Played basketball in China during summer of 2010 with Athletes in Action ... Played in 2012 Amare Stoudemire Skills Academy ... Did not play in 2008-09, but worked hard in practice, on conditioning and in weight room ... Lost approximately 40 pounds since arriving on campus in summer 2008 ... Provides big body inside with a 7-2 wingspan ... Has great hands, as well as good agility and foot speed.

CAREER STATISTICS

Season	GP	GS	Min.	Avg.	FG	Total FGA	Pct.	3-Point FG	3-Point FGA	Pct.	FT	FTA	Pct.	Rebounds Off.	Rebounds Def.	Tot.	Avg.	PF	FO	Ast.	TO	Blk	Stl	Pts.	Avg.
2009-10	32	6	434	13.6	60	115	.522	0	0	.000	84	107	.785	59	89	148	4.6	70	1	13	24	21	16	204	6.4
2010-11	36	34	935	26.0	165	279	.591	0	0	.000	100	150	.667	126	221	347	9.6	116	4	33	69	45	22	430	11.9
2011-12	23	22	602	26.2	88	179	.492	4	11	.364	51	72	.708	59	106	165	7.2	70	1	36	37	23	14	231	10.0
2012-13	7	6	198	28.3	26	61	.426	1	6	.167	35	49	.714	22	49	71	10.1	15	0	8	17	13	3	88	12.6
TOTAL	98	68	2169	22.1	339	634	.535	5	17	.294	270	378	.714	266	465	731	7.5	271	6	90	147	102	55	953	9.7

JOHNSON 2012-13

JOHNSON 2012-13		TOTAL									3-PTS			FREE THROWS			REBOUNDS													
Opponent	Date	GS	Min	FG	FGA	Pct	3FG	FGA	Pct	FT	FTA	Pct	Off	Def	Tot	Avg	PF	FO	A	TO	Blk	Stl	Pts	Avg						
STETSON	11-09-12	*	29	6	16	.375	0	3	.000	10	14	.714	7	4	11	11.0	2	0	2	2	0	0	22	22.0						
at FGCU	11-13-12	*	26	2	8	.250	0	0	.000	2	7	.286	4	6	10	10.5	4	0	1	5	0	1	6	14.0						
JACKSONVILLE	11-16-12		DNP																											
DETROIT	11-24-12		27	2	3	.667	0	0	.000	3	4	.750	3	6	9	10.0	3	0	2	2	3	1	7	11.7						
MICHIGAN STATE	11-28-12	*	31	2	5	.400	0	1	.000	6	6	1.000	0	11	11	10.3	2	0	1	2	3	0	10	11.3						
at Massachusetts	12-01-12	*	33	6	13	.462	0	0	.000	7	8	.875	3	10	13	10.8	2	0	1	3	6	0	19	12.8						
CHARLOTTE	12-14-12	*	25	3	8	.375	0	0	.000	2	4	.500	1	3	4	9.7	2	0	0	2	1	0	8	12.0						
at UCF	12-18-12	*	27	5	8	.625	1	2	.500	5	6	.833	4	9	13	10.1	0	0	1	1	0	1	16	12.6						
Totals			6	198	26	61	.426	1	6	.167	35	49	.714	22	49	71	10.1	15	0	8	17	13	3	88	12.6					



KENNY KADJI

Senior | Forward/Center | 6-11 | 242

Douala, Cameroon | Pendleton | IMG Academy | Florida

#35

Kadji Season / UM Career Highs Points

Season: 19, vs. Arizona, 12/23/12

Career: 30, vs. UNCG 01/02/12

Rebounds

Season: 14, at Georgia Tech, 1/5/13

Career: 14, at Georgia Tech, 1/5/13

Assists

Season: 5, vs. Stetson 11/9/12

Career: 5, vs. Stetson 11/9/12

Steals

Season: 4, vs. La Salle 1/2/13

Career: 4 (2x) last vs. La Salle 1/2/13

Blocked Shots

Season: 4, at North Carolina 1/10/13

Career: 5, vs. Florida State 2/26/12

Field Goals

Season: 9, vs. Arizona, 12/23/12

Career: 10, vs UNCG 01/02/12

Field Goal Attempts

Season: 16, vs. Indiana State 12/25/12

Career: 16 (2x) last vs. Indiana State 12/25/12

Free Throws

Season: 5, vs. La Salle 1/2/13

Career: 10, vs. UNCG 01/02/12

Free Throw Attempts

Season: 7 (2x) last vs. La Salle 1/2/13

Career: 13, vs UNCG 01/02/12

3-Point Field Goals

Season: 3 (2x) last vs. Maryland, 1/13/13

Career: 4, at Duke 2/5/12

3-Point Field Goal Attempts

Season: 6, vs. Maryland, 1/13/13

Career: 7 vs. Boston College 3/3/12

Foul Disqualifications

Season: --

Career: 1 (4x), last vs. Florida State 2/26/12

Minutes

Season: 39, vs. Indiana State 12/25/12

Career: 39, vs. Indiana State 12/25/12

Double-doubles

4 in 2011-12

4 in 2012-13

2011-12 Third Team All-ACC | 2011 Orange Bowl Basketball Classic Game MVP

As a Junior (2011-12): Third team All-ACC ... Ranked 89th in NCAA in blocked shots per game (1.59) ... Ranked sixth in ACC in blocked shots and 18th in scoring ... Only one of seven players in ACC to score 30+ points in a game ... Recorded four double-doubles, a pair in ACC play ... Scored a then-season-high 21 points against FAU to earn 2011 Orange Bowl Classic Game MVP honors ... Only player from Miami to score 30 points in a game in 2011-12 ... One of two players to grab a team-high 12 rebounds in a game ... One of two players to block five shots in a game ... Averaged 11.7 points and 5.3 rebounds per game, second- and third- best on team, respectively ... Also recorded 1.6 blocks, 0.7 assists and 0.6 steals in 27.4 minutes per game ... Shot 48.9 percent from field, 41.8 from distance and 63.5 at line ... Started 28 of 32 games played ... Missed Feb. 1 game against Maryland due to injury ... Led team with 14.8 points per game in ACC play ... Averaged 5.9 rebounds, 1.7 blocks and 0.9 assists while shooting 50.9 percent from field, 43.5 from long range and 67.8 at stripe in league play ... Scored in double digits 20 times, including 14-straight nights from Jan. 1-Feb. 26 ... Grabbed double-digit rebounds five times ... Blocked multiple shots in 15 games ... Hit at least a trio of threes four times and at least a pair in eight games ... Led team in three-point percentage, field goals made, total rebounds and blocked shots ... Led (or tied) for team game highs in blocked shots 20 times, points 12 games, rebounds 10 times, steals six times and assists twice ... Season highs include 30 points against UNC-Greensboro, four three-pointers made at Duke, 10 free throws made vs. UNCG, 12 rebounds vs. UNCG, three assists twice, four steals against Florida State (2/26), five blocked shots vs. FSU (2/26) and 37 minutes twice.

As a Redshirt (2010-11): After transferring to Miami from Florida, big man sat out 2010-11 season ... Expected to provide front-court depth with size and shot-blocking ability ... After a promising freshman campaign at UF, played in just eight games as a sophomore before having surgery on back on Feb. 10 ... Was granted a medical hardship for 2009-10 season.

As a Sophomore at Florida (2009-10): Played in 42 games with Florida over two seasons, before 2009-10 season was cut short ... As a sophomore in 2009-10, scored a season-high five points and grabbed a season-best three rebounds in 10 minutes of action versus Florida A&M.

As a Freshman at Florida (2008-09): Averaged 4.4 points, 2.7 rebounds and 0.7 blocks in 12.5 minutes per game over 34 appearances ... Scored in double figures four times, including a season-high 15 points on 6-of-10 shooting from field and 3-of-3 shooting from line, with seven boards versus UCF, and a season-high four blocked shots versus Vanderbilt ... Hit 2-of-4 from field to contribute four points versus UMKC (and future teammate Trey McKinney Jones) in Orlando ... Made first career start and grabbed a then- career-high six rebounds vs. Florida Gulf Coast ... Was a perfect 3-for-3 from field and finished with seven points and seven rebounds in win over Georgia Southern ... Scored 14 points on a career-high 7-of-10 shooting in 19 minutes vs. Longwood ... Crashed boards for a career-high eight rebounds in win over Auburn, also dishing out a season-high tying two assists and two blocked shots, while contributing 11 points ... Played a career-high 23 minutes versus Arkansas, scoring 10 points and collecting four rebounds ... Scored four points and tallied five rebounds against Arkansas in first round of SEC Tournament ... Posted four points in seven minutes of action versus Miami in second round of NIT.

High School: Fifth-ranked center in class of 2008 by both *Rivals.com* and *Scout.com* and was rated in top half of ESPN 100 ... Averaged 28.0 points, 12.0 rebounds and 4.0 blocks per game at Pendleton/IMG Academy, playing for coach Mike Moreau ... Participated in 2008 adidas All-America All-Star game and in 2008 adidas Kentucky Derby Festival basketball classic ... Played AAU basketball with Florida Rams.

Personal: Last name is pronounced Kaad-jee ... Born May 19, 1988 ... Majoring in sociology with a minor in business administration ... Has three brothers ... Trained with current NBA player Jared Jeffries during summer of 2009 at IMG Academy ... Played piano for five years.

2011-12				
Opposition	P	R	A	
TENNESSEE TECH	0	5	1	
RUTGERS	13	5	1	
UNF	9	10	3	
FLA. GULF COAST	6	5	0	
at Ole Miss	2	1	0	
at Purdue	0	0	0	
UMASS	9	7	0	
Memphis	12	6	0	
at West Virginia	15	3	1	
vs. FAU	21	3	0	
at Charlotte	18	10	0	
APPALACHIAN ST.	3	2	0	
UNCG	30	12	0	
at Virginia	14	10	0	
at North Carolina	16	2	0	
CLEMSON	14	1	1	
NC STATE	20	11	2	
at Georgia Tech	21	8	2	
at Boston College	14	7	2	
at Duke	15	8	1	
VIRGINIA TECH	11	4	0	
at Florida State	14	6	1	
NORTH CAROLINA	13	7	0	
WAKE FOREST	18	5	0	
at Maryland	16	8	0	
FLORIDA STATE	15	3	0	
at NC State	7	7	3	
BOSTON COLLEGE	14	1	2	
at Georgia Tech	5	6	1	
vs. Florida State	5	3	1	
VALPARAISO	2	3	1	
MINNESOTA	3	1	0	

STATISTICS AT FLORIDA


STATISTICS AT FLORIDA										3-Point		Free Throws			Rebounds		Scoring						
Season	GP	GS	Min.	Avg.	FG	FGA	Pct.	FG	FGA	Pct.	FT	FTA	Pct.	Total	Avg.	PF	FO	Ast.	TO	Blk	Stl	Pts.	Avg.
2008-09	34	1	426	12.5	62	128	.484	0	1	.000	24	47	.511	93	2.7	48	0	4	28	24	6	148	4.4
2009-10	8	0	45	5.6	3	8	.375	0	0	.000	2	4	.500	6	0.7	8	0	0	5	3	1	8	1.0
TOTAL	42	1	471	11.2	65	136	.445	0	1	.000	26	51	.509	99	2.3	56	0	4	33	27	7	156	3.7

STATISTICS AT MIAMI

STATISTICS AT MIAMI																														
Season	GP	GS	Min.	Avg.	FG	Total		Pct.	FG	3-Point		Pct.	FT	Free Throws		Pct.	Rebounds		Off.	Def.	Tot.	Avg.	PF	FO	Ast.	TO	Scoring			
						FGBA	Pct.			FGB	FGBA			Off.	Def.		Blk	Stl									Pts.	Avg.		
2011-12	32	28	877	27.4	137	280	.489	28	67	.418	73	115	.635	58	112	170	5.3	72	4	23	50	51	19	375	11.7					
2012-13	15	15	466	31.1	67	152	.441	18	56	.321	35	54	.648	24	88	112	7.5	39	0	19	30	25	9	187	12.5					
TOTAL	47	43	1343	28.6	204	432	.472	46	123	.374	108	169	.639	82	200	282	6.0	111	4	42	80	76	28	562	12.0					

KADJI 2012-13

Opponent	Date	GS	Min	FG	FGA	Pct	3FG	FGA	Pct	FT	FTA	Pct	Off	Def	Tot	Avg	PF	FO	A	TO	Blk	Stl	Pts	Avg	
STETSON	11-09-12	*	31	5	10	.500	2	5	.400	0	0	.000	2	10	12	12.0	4	0	5	3	1	0	12	12.0	
at FGCU	11-13-12	*	31	4	10	.400	1	3	.333	4	7	.571	4	4	8	10.0	1	0	0	1	1	1	13	12.5	
JACKSONVILLE	11-16-12	*	31	2	5	.400	1	3	.333	2	2	1.000	1	3	4	8.0	3	0	2	5	2	0	7	10.7	
DETROIT	11-24-12	*	30	5	13	.385	0	5	.000	4	4	1.000	2	9	11	8.8	3	0	3	1	0	0	14	11.5	
MICHIGAN STATE	11-28-12	*	32	2	6	.333	0	2	.000	0	0	.000	0	3	3	7.6	2	0	1	2	2	0	4	10.0	
at Massachusetts	12-01-12	*	32	4	8	.500	2	5	.400	3	4	.750	0	5	5	7.2	3	0	0	1	1	0	13	10.5	
CHARLOTTE	12-14-12	*	24	5	6	.833	3	3	1.000	4	5	.800	1	4	5	6.9	2	0	1	3	3	1	17	11.4	
at UCF	12-18-12	*	24	4	12	.333	1	5	.200	1	2	.500	5	3	8	7.0	3	0	1	4	1	2	10	11.3	
at Hawai`i	12-22-12	*	30	3	9	.333	0	2	.000	2	2	1.000	0	6	6	6.9	4	0	1	2	2	0	8	10.9	
vs Arizona	12-23-12	*	35	9	15	.600	1	3	.333	0	0	.000	0	4	4	6.6	1	0	0	0	0	0	19	11.7	
vs Indiana State	12-25-12	*	39	5	16	.313	0	1	.000	3	6	.500	4	3	7	6.6	4	0	0	1	2	0	13	11.8	
LA SALLE	01-02-13	*	26	4	9	.444	1	4	.250	5	7	.714	2	9	11	7.0	3	0	2	2	3	4	14	12.0	
at Georgia Tech	01-05-13	*	31	3	9	.333	1	4	.250	4	6	.667	2	12	14	7.5	1	0	0	3	2	1	11	11.9	
at North Carolina	01-10-13	*	37	7	11	.636	2	5	.400	2	3	.667	0	9	9	7.6	2	0	3	0	4	0	18	12.4	
MARYLAND	01-13-13	*	33	5	13	.385	3	6	.500	1	6	.167	1	4	5	7.5	3	0	0	2	1	0	14	12.5	
Totals			15	466	67	152	.441	18	56	.321	35	54	.648	24	88	112	7.5	39	0	19	30	25	9	187	12.5



SHANE LARKIN

Sophomore | Guard | 5-11 | 176

Orlando, Fla. | Dr. Phillips (Fla.)

#0

Larkin Career Highs

Points

Season: 27, vs. Jacksonville 11/16/12

Career: 27, vs. Jacksonville 11/16/12

Rebounds

Season: 6, at UMass, 12/1/12

Career: 8, vs. Florida St. 3/9/12

Assists

Season: 6 (4x) last vs. Maryland, 1/13/13

Career: 6 (4x) last vs. Maryland, 1/13/13

Steals

Season: 6, vs. Arizona, 12/23/12

Career: 6 (3x) last vs. Arizona, 12/23/12

Blocked Shots

Season: 1 (2x) last vs. Maryland, 1/13/13

Career: 1 (4x) last vs. Maryland, 1/13/13

Field Goals

Season: 9, vs. Jacksonville 11/16/12

Career: 9, vs. Jacksonville 11/16/12

Field Goal Attempts

Season: 15, vs. La Salle 1/2/13

Career: 15, vs. La Salle 1/2/13

Free Throws

Season: 7, vs. Jacksonville 11/16/12

Career: 8, vs. Florida State 2/26/12

Free Throw Attempts

Season: 7, vs. Jacksonville 11/16/12

Career: 9, vs. Florida State 2/26/12

3-Point Field Goals

Season: 4, at FGCU 11/13/12

Career: 4 (2x) last at FGCU 11/13/12

3-Point Field Goal Attempts

Season: 9, at FGCU 11/13/12

Career: 9, at FGCU 11/13/12

Foul Disqualifications

Season: --

Career: 1, at Maryland 2/21/12

Minutes

Season: 41, vs. Indiana State 12/25/12

Career: 41 (2x) last vs. Indiana State 12/25/12

2011-12 All-ACC Freshman Team | ACC Rookie of the Week - Dec. 5

As a Freshman (2011-12): Selected to All-ACC Freshman Team ... Fifth in ACC - only rookie in Top 10 - in steals per game (1.6) ... Earned ACC Rookie of Week honors on Dec. 5 after games at Purdue and against UMass ... Of all ACC rookies, was sixth in scoring and second in assists ... Averaged 7.4 points, 2.5 assists, 2.5 rebounds and 1.6 steals overall in rookie campaign ... In ACC play, averaged 5.3 points, 2.6 assists, 2.1 rebounds and 1.4 steals ... Shot 36.0 percent from field, 32.3 from distance and led Canes with 85.7 percent at line ... Led team in steals and was second in assists per game ... Second on team in NIT games with 10.0 ppg ... Led UM in ACC Tournament with 14.0 points, eight assists and four steals in a pair of games ... Missed first game of season following transfer from DePaul in summer. Received an NCAA waiver a few hours prior to game against Rutgers (Nov. 15) that allowed him to play immediately ... Recorded season-high 18 points against UNC-Greensboro on Jan. 2, hitting a trio of threes and a perfect 7-of-7 at stripe ... Twice notched 16 points - vs. FSU on March 9 and at Purdue on Nov. 29 ... Hit four threes at Purdue and eight free throws vs. Florida State on Feb. 26, both season bests ... Grabbed a season-high eight rebounds vs. FSU (3/9) ... Notched 10 double-digit scoring outings in 32 games ... Tallied 24 multi-assist games, including nine games with four or more handouts ... Grabbed three or more steals nine times, twice snatching six ... Led (or tied) for team lead in scoring twice, 13 times, steals 16 times and rebounds once ... Started season 11-of-11 at FT line, then was 36-38 midway through season ... Scored 13 of Miami's 15 points from 14:27 to 10:45 in second half at Purdue. In that span, Larkin hit a trio of threes, a jumper and two free throws ... Scored 12 consecutive points during a 1:27 span that helped Hurricanes rally from a seven-point deficit early in second half against UNC. Hit three 3-pointers and converted three free throws after being fouled on an attempted 3-pointer with 13:54 remaining. Free throws put Miami ahead for good at 68-67 ... Scored three points in first possession each of first three games with Canes. In debut, Larkin drained a three moments after he stepped on court for first time in a collegiate game. Against UNF, Larkin made a driving layup, then hit and-one free throw for first three points of game. Against FGCU, Larkin again drained a long ball for first points of game.

High School: Averaged 18.8 points, 6.4 rebounds, 6.3 assists and 3.5 steals per game as a senior at Dr. Phillips High in Orlando, Fla. ... Ended high school career with a school record 320 steals and was second in career scoring behind 2010-11 All-SEC selection Chris Warren (Ole Miss) ... Two-time all-state player ... Twice was 6A Player of Year runner up ... Ranked among Top 20 point guards in country by *Scout.com* ... No. 72 overall player in nation, according to *Scout.com* ... Led team to a 27-6 record senior season, advancing to state championship game for second consecutive year ... Three-time district champions ... Regional champion.

Personal: Born DeShane Larkin on Oct. 2, 1992, but goes by Shane ... Son of Lisa and Barry Larkin, former Cincinnati Reds 12-time All-Star shortstop ... Brother to Cymber and Brielle ... Enjoys listening to music and playing video games ... Deion Sanders, Larkin's favorite athlete growing up, gave him nickname SugaShane ... Comes from a long lineage of athletes, including father as well as uncles Byron Larkin (Xavier basketball), Mike Larkin (Notre Dame football) and Steve Larkin (Texas baseball) ... Originally committed to DePaul in 2010, but was granted a release from the school in August 2011 ... Was also recruited by Boston College, George Mason, Colorado and Florida State.

2011-12				
Opposition	P	R	A	
RUTGERS	3	1	1	
UNF	8	2	2	
FLA. GULF COAST	8	6	5	
at Ole Miss	2	2	4	
at Purdue	16	0	2	
UMASS	14	4	2	
Memphis	7	3	0	
at West Virginia	8	2	1	
vs. FAU	3	2	4	
at Charlotte	8	2	2	
APPALACHIAN ST.	11	2	3	
UNCG	18	6	3	
at Virginia	0	4	0	
at North Carolina	3	1	4	
CLEMSON	2	1	3	
NC STATE	9	1	5	
at Georgia Tech	6	0	5	
at Boston College	0	2	0	
MARYLAND	12	7	2	
at Duke	7	3	4	
VIRGINIA TECH	14	2	4	
at Florida State	5	5	1	
NORTH CAROLINA	0	0	2	
WAKE FOREST	3	2	3	
at Maryland	3	2	3	
FLORIDA STATE	13	2	3	
at NC State	4	1	2	
BOSTON COLLEGE	3	0	0	
at Georgia Tech	12	1	3	
vs. Florida State	16	8	5	
VALPARAISO	12	5	1	
MINNESOTA	8	1	2	

CAREER STATISTICS

Season	GP	GS	Min.	Avg.	Total			3-Point			Free Throws			Rebounds				Scoring							
					FG	FGA	Pct.	FG	FGA	Pct.	FT	FTA	Pct.	Off.	Def.	Tot.	Avg.	PF	FO	Ast.	TO	Blk	Stl	Pts.	Avg.
2011-12	32	19	820	25.6	73	203	.360	32	99	.323	60	70	.857	18	62	80	2.5	52	1	81	60	2	50	238	7.4
2012-13	15	15	542	36.1	70	152	.461	24	59	.407	24	30	.800	6	48	54	3.6	19	0	57	32	2	35	188	12.5
TOTAL	47	34	1362	29.0	143	355	.403	56	158	.354	84	100	.840	24	110	134	2.9	71	1	138	92	4	85	426	9.1

LARKIN 2012-13

LARRIN 2012-13

Opponent	Date	GS	Min	TOTAL			3-PTS			FREE THROWS			REBOUNDS				PF	FO	A	TO	Blk	Stl	Pts	Avg	
				FG	FGA	Pct	3FG	FGA	Pct	FT	FTA	Pct	Off	Def	Tot	Avg									
STETSON	11-09-12	*	35	5	7	.714	1	3	.333	2	4	.500	0	2	2	2.0	2	0	6	2	0	0	13	13.0	
at FGCU	11-13-12	*	38	5	13	.385	4	9	.444	0	0	.000	0	4	4	3.0	4	0	4	3	0	1	14	13.5	
JACKSONVILLE	11-16-12	*	35	9	13	.692	2	5	.400	7	7	1.000	0	4	4	3.3	2	0	5	4	0	1	27	18.0	
DETROIT	11-24-12	*	37	6	10	.600	1	1	1.000	2	2	1.000	0	3	3	3.3	0	0	3	5	0	2	15	17.3	
MICHIGAN STATE	11-28-12	*	36	5	10	.500	3	4	.750	2	2	1.000	0	1	1	2.8	1	0	2	2	0	4	15	16.8	
at Massachusetts	12-01-12	*	34	5	9	.556	2	3	.667	2	3	.667	1	5	6	3.3	4	0	2	2	0	2	14	16.3	
CHARLOTTE	12-14-12	*	32	4	8	.500	1	2	.500	0	0	.000	1	4	5	3.6	1	0	5	2	1	4	9	15.3	
at UCF	12-18-12	*	36	5	10	.500	1	2	.500	0	0	.000	1	4	5	3.8	2	0	6	2	0	2	11	14.8	
at Hawai'i	12-22-12	*	35	4	10	.400	2	4	.500	2	2	1.000	0	2	2	3.6	0	0	1	1	0	3	12	14.4	
vs Arizona	12-23-12	*	38	4	9	.444	2	6	.333	0	0	.000	1	1	2	3.4	1	0	3	2	0	6	10	14.0	
vs Indiana State	12-25-12	*	41	2	13	.154	0	5	.000	0	0	.000	0	4	4	3.5	0	0	4	1	0	1	4	13.1	
LA SALLE	01-02-13	*	36	6	15	.400	3	6	.500	3	4	.750	0	5	5	3.6	0	0	3	1	0	1	18	13.5	
at Georgia Tech	01-05-13	*	36	2	7	.286	1	3	.333	0	0	.000	1	3	4	3.6	0	0	6	1	0	3	5	12.8	
at North Carolina	01-10-13	*	36	3	7	.429	1	3	.333	4	6	.667	0	3	3	3.6	2	0	1	4	0	2	11	12.7	
MARYLAND	01-13-13	*	37	5	11	.455	0	3	.000	0	0	.000	1	3	4	3.6	0	0	6	0	1	3	10	12.5	
Totals			15	542	70	152	.461	24	59	.407	24	30	.800	6	48	54	3.6	19	0	57	32	2	35	188	12.5



TREY McKINNEY JONES #4

Senior | Guard | 6-5 | 220

Milwaukee, Wis. | South Milwaukee | UMKC

As a Junior (2011-12): Only Cane to play in all 33 games ... Averaged 7.0 points, 3.5 rebounds, 1.4 assists and 0.7 steals in 24.1 minutes per game ... Shot 46.7 percent from field, 37.4 from distance and 72.0 at line ... Started 12-straight games from Nov. 29-Jan. 22 ... Averaged 5.8 points and 3.0 rebounds while shooting 44.2 percent from field in ACC play ... In a pair of NIT games, scored 15 points, shooting 50.0 percent (6-of-12) and had six assists in 59 minutes ... Third-best three-point percentage on team and third in three-pointers made and steals ... Led (or tied) for team game highs in steals eight times, rebounding and assists a trio of games and blocks once ... Scored in double digits 14 times, including a stretch of seven-of-nine games from Nov. 25-Jan. 2 ... Multiple threes in 14 games ... Season highs include 13 points at Maryland and vs. Maryland, three treys made a trio of times, nine rebounds at Ole Miss, four assists twice, three steals three times and 38 minutes vs. Maryland ... Scored 10 points, grabbed seven rebounds and dished out four assists at Purdue in front of 30+ friends and family who came to watch live in West Lafayette, Ind.

2010-11: After transferring to Miami from UMKC, combo guard sat out 2010-11 season.

At UMKC (2008-10): Played basketball for two seasons at Missouri-Kansas City, appearing in 30 games and starting 25 as a sophomore in 2009-10 ... Averaged 10.9 points and 3.8 rebounds in 28.5 minutes per game, shooting a team-best 47.6 percent (110-231) from field to rank eighth in Summit League ... Converted 34.6 percent from long range and 74.2 percent (89-120) from line ... Dished out 60 assists -- second most on squad ... Ranked fourth all-time among UMKC sophomores in free throws made and attempted, seventh in points (327), eighth in field goals (110), tied for 10th in field goal attempts (231) and 10th in scoring average (10.9) ... Scored in double figures 17 times, including 20-plus point outings against Oakland (22) and Central Arkansas (21) ... Posted five-plus rebounds 10 times and a career-high tying five assists in four games ... Finished with 17 points (8-9 FGs) in win at Centenary (12/5) ... Hit a career-high 10-of-12 free throws at Houston Baptist (12/12) ... Scored 18 points with six boards versus South Dakota State (1/7) ... Grabbed season-high nine rebounds against IPFW (2/11) ... Posted 19 points and nine boards versus Centenary (2/25) ... First half dunk was "No. 1 Top Play of Day" on ESPN SportCenter's Top-10 plays on Feb. 25 ... Netted 17 points (6-11 FGs) against Oral Roberts (2/27) ... As a freshman in 2008-09, played in all 31 games with 13 starts ... Averaged 3.6 points and 3.0 rebounds in 18.7 minutes per game, shooting 40.8 percent from field (40-98) ... Double-digit scorer in four contests and had eight games with five-plus rebounds ... 12-point performance against Western Illinois (1/29) ... First career double-double (11 points and 11 rebounds) versus Centenary (2/19) ... Named to Summit League Winter/Spring Academic All-League Team.

High School: First team All-Southeast Conference and high honorable mention all-suburban team honoree ... Averaged 15.0 points, 6.0 assists and 5.7 rebounds per game as a senior ... Helped Rockets to first North Division Championship in 22 years ... Highest scoring point guard in league, converting 49 percent from field ... Four games with more than 20 points, five rebounds and five assists ... Two-year starter at point guard ... Scored 545 points and shot 84.8 percent from line over prep career ... 2007 adidas Double Pump Camp All-Star ... Played for Southeast Wisconsin All-Stars ... Wendy's High School Heisman Trophy winner for Wisconsin ... Won back-to-back Wisconsin state triple jump titles in 2007 and '08 ... State runner-up in long jump in 2008, after finishing sixth at state meet as a junior ... Offered track scholarships by Marquette and Minnesota ... Achieved high honors in classroom for having better than a 3.5 grade point average ... Named to honor roll from sophomore through senior years.

Personal: Born August 27, 1990 ... Son of Dwight Jones, and Luann McKinney & Ed Schmitt ... Brother to Laine, Mariel and Dwight ... Graduated in May 2012 with a degree in marketing ... Currently pursuing second degree, in liberal arts ... From an athletic family - uncle, Mark Jones, played in NBA for Orlando Magic and professionally overseas, and aunt, Esther Jones, was a national champion in track and field at LSU in 1990 in 100- and 200-meters and an Olympic gold medalist in 1992 as a member of 4x100-meter relay.

McKinney Jones UM Career Highs Points

Season: 18, vs. Michigan St. 11/28/12

Career: 18, vs. Michigan St. 11/28/12

Rebounds

Season: 11, vs. Indiana State 12/25/12

Career: 11, vs. Indiana State 12/25/12

Assists

Season: 7, vs. Maryland, 1/13/13

Career: 7, vs. Maryland, 1/13/13

Steals

Season: 3, vs. Jacksonville 11/16/12

Career: 3 (4x) last vs. Jacksonville 11/16/12

Blocked Shots

Season: 1, vs. La Salle 1/2/13

Career: 1 (3x), last vs. La Salle 1/2/13

Field Goals

Season: 5 (3x) last vs. La Salle 1/2/13

Career: 5 (5x), last vs. La Salle 1/2/13

Field Goal Attempts

Season: 11, vs. Maryland, 1/13/13

Career: 11 (2x) last vs. Maryland, 1/13/13

Free Throws

Season: 7, at Hawai'i 12/22/12

Career: 7, at Hawai'i 12/22/12

Free Throw Attempts

Season: 7, at Hawai'i 12/22/12

Career: 7, at Hawai'i 12/22/12

3-Point Field Goals

Season: 5 vs. Michigan St. 11/28/12

Career: 5 vs. Michigan St. 11/28/12

3-Point Field Goal Attempts

Season: 7 vs. Michigan St. 11/28/12

Career: 7 vs. Michigan St. 11/28/12

Foul Disqualifications

Season: --

Career: 1, at Ole Miss 11/25/11

Minutes

Season: 44, vs. Indiana State 12/25/12

Career: 44, vs. Indiana State 12/25/12

2011-12				
Opposition	P	R	A	
TENNESSEE TECH	12	4	0	
RUTGERS	0	2	0	
UNF	7	3	2	
FLA. GULF COAST	9	5	2	
at Ole Miss	12	9	3	
at Purdue	10	7	4	
UMASS	10	8	3	
Memphis	10	5	1	
at West Virginia	2	1	0	
vs. FAU	10	3	4	
at Charlotte	7	6	2	
APPALACHIAN ST.	11	3	2	
UNCG	11	2	3	
at Virginia	0	3	0	
at North Carolina	0	2	2	
CLEMSON	12	6	3	
NC STATE	0	5	0	
at Georgia Tech	0	1	1	
at Boston College	9	3	1	
MARYLAND	13	5	2	
at Duke	2	1	1	
VIRGINIA TECH	7	3	0	
at Florida State	3	3	1	
NORTH CAROLINA	11	3	2	
WAKE FOREST	3	3	1	
at Maryland	13	2	0	
FLORIDA STATE	11	6	0	
at NC State	0	0	0	
BOSTON COLLEGE	9	2	0	
at Georgia Tech	3	2	0	
vs. Florida State	8	2	1	
VALPARAISO	10	3	3	
MINNESOTA	5	2	3	

STATISTICS AT UMKC

Season	GP	GS	Min.	Avg.	FG	FGA	Pct.	FG	FGA	Pct.	FT	FTA	Pct.	Off.	Def.	Tot.	Avg.	PF	FO	Ast.	TO	Blk	Stl	Pts.	Avg.
2008-09	31	13	581	18.7	40	98	.408	7	33	.212	24	42	.571	15	79	94	3.0	69	2	39	26	1	14	111	3.6
2009-10	30	25	855	28.5	110	231	.476	18	52	.346	89	120	.742	22	92	114	3.8	94	3	60	69	3	19	327	10.9
TOTAL	61	38	1436	23.5	150	329	.456	25	85	.294	113	162	.698	37	171	208	3.4	163	5	99	95	4	33	438	7.2

STATISTICS AT MIAMI

Season	GP	GS	Min.	Avg.	FG	FGA	Pct.	FG	FGA	Pct.	FT	FTA	Pct.	Off.	Def.	Tot.	Avg.	PF	FO	Ast.	TO	Blk	Stl	Pts.	Avg.
2011-12	33	12	796	24.1	86	184	.467	40	107	.374	18	25	.720	20	95	115	3.5	70	1	47	42	2	22	230	7.0
2012-13	15	13	474	31.6	43	109	.394	22	56	.393	37	41	.902	8	53	61	4.1	28	0	27	20	1	13	145	9.7
TOTAL	48	25	1270	26.5	129	293	.440	62	163	.380	55	66	.833	28	148	176	3.7	98	1	74	62	3	35	375	7.8

MCKINNEY JONES 2012-13

Opponent	Date	GS	Min	FG	FGA	Pct	3FG	FGA	Pct	FT	FTA	Pct	Off	Def	Tot	Avg	PF	FO	A	TO	Blk	Stl	Pts	Avg	
STETSON	11-09-12	*	36	5	10	.500	1	3	.333	3	3	1.000	1	3	4	4.0	2	0	2	1	0	0	14	14.0	
at FGCU	11-13-12	*	37	3	10	.300	1	6	.167	1	1	1.000	1	1	2	3.0	4	0	1	2	0	2	8	11.0	
JACKSONVILLE	11-16-12	*	38	2	6	.333	1	3	.333	6	6	1.000	0	6	6	4.0	2	0	3	0	0	3	11	11.0	
DETROIT	11-24-12	*	26	4	6	.667	3	5	.600	2	2	1.000	0	4	4	4.0	3	0	2	1	0	1	13	11.5	
MICHIGAN STATE	11-28-12	*	34	5	8	.625	5	7	.714	3	4	.750	1	0	1	3.4	1	0	0	0	0	0	18	12.8	
at Massachusetts	12-01-12	*	35	3	5	.600	1	2	.500	1	2	.500	1	2	3	3.3	4	0	2	2	0	1	8	12.0	
CHARLOTTE	12-14-12	*	26	3	9	.333	0	3	.000	4	4	1.000	0	2	2	3.1	1	0	1	1	0	0	10	11.7	
at UCF	12-18-12	*	31	2	7	.286	2	4	.500	0	0	.000	0	4	4	3.3	2	0	1	1	0	0	6	11.0	
at Hawai'i	12-22-12		24	2	4	.500	0	1	.000	7	7	1.000	0	4	4	3.3	2	0	2	1	0	1	11	11.0	
vs Arizona	12-23-12		19	0	3	.000	0	1	.000	0	1	.000	1	1	2	3.2	1	0	1	0	0	1	0	9.9	
vs Indiana State	12-25-12	*	44	2	6	.333	0	3	.000	2	2	1.000	1	10	11	3.9	2	0	2	4	0	1	6	9.5	
LA SALLE	01-02-13	*	35	5	9	.556	4	5	.800	0	0	.000	1	3	4	3.9	1	0	0	0	1	1	14	9.9	
at Georgia Tech	01-05-13	*	30	3	10	.300	1	4	.250	2	3	.667	1	4	5	4.0	0	0	2	2	0	0	9	9.8	
at North Carolina	01-10-13	*	26	1	5	.200	1	4	.250	2	2	1.000	0	1	1	3.8	1	0	1	5	0	1	5	9.5	
MARYLAND	01-13-13	*	33	3	11	.273	2	5	.400	4	4	1.000	0	8	8	4.1	2	0	7	0	0	1	12	9.7	
Totals			13	474	43	109	.394	22	56	.393	37	41	.902	8	53	61	4.1	28	0	27	20	1	13	145	9.7



DURAND SCOTT

Senior | Guard | 6-5 | 203

The Bronx, N.Y. | Rice

#1

Scott Season / Career Highs

Points

Season: 20, at Hawai'i 12/22/12

Career: 29, at North Carolina 3/2/10

Rebounds

Season: 12, vs. Charlotte, 12/14/12

Career: 12 (2x) last vs. Charlotte, 12/14/12

Assists

Season: 5 (2x) last at UNC 1/10/13

Career: 10, at NC Central 11/14/09

Steals

Season: 4, vs. Charlotte, 12/14/12

Career: 4 (2x) last vs. Charlotte, 12/14/12

Blocked Shots

Season: 1, vs. Charlotte, 12/14/12

Career: 2, at Pepperdine 1/3/10

Field Goals

Season: 8, at Hawai'i 12/22/12

Career: 11 (2x), vs. Maryland 2/01/12

Field Goal Attempts

Season: 15, at Hawai'i 12/22/12

Career: 17, vs. Minnesota 12/2/09

Free Throws

Season: 8, vs. La Salle 1/2/13

Career: 16, vs. UMass 12/03/11

Free Throw Attempts

Season: 9 (2x) last vs. La Salle 1/2/13

Career: 18, vs. UMass 12/03/11

3-Point Field Goals

Season: 4, at Hawai'i 12/22/12

Career: 4 (2x) last at Hawai'i 12/22/12

3-Point Field Goal Attempts

Season: 8, at Hawai'i 12/22/12

Career: 8, at Hawai'i 12/22/12

Foul Disqualifications

Season: --

Career: 10x - 4-11/12; 4-10/11; 2-09/10

Minutes

Season: 41, vs. Indiana State 12/25/12

Career: 45, vs. FAU 12/17/11

ACC Player of the Week - Dec. 17, 2012

2011-12 All-ACC Honorable Mention, 2010 ACC All-Rookie Team, 2010 ACC All-Tournament First Team, 2010 Four-time ACC Rookie of the Week

As A Senior (2012-13): One of five ACC guards to attend Chris Paul's CP3 Elite Guard Camp in Winston-Salem, N.C. in June.

As A Junior (2011-12): Ranked fifth in ACC in assist to turnover ratio, sixth in minutes played, seventh in assists, 10th in free throw percentage and 14th in scoring ... Ended season on a streak of eight games scoring in double digits ... Ranks fifth in scoring and sixth in assists on list of ACC active career statistical leaders ... Tallied three or more assists in 18 games, and five or more four times ... Shot better than 40 percent from field in 10 ACC games ... Miami declared Scott ineligible prior to game against FSU on March 9. Was reinstated on March 14, but must serve a six-game withholding penalty. Six-game withholding includes FSU game in ACC Tournament, 2012 postseason, and three remaining withholding games at start of 2012-2013 season ... Book Buster (3.0 GPA).

As A Sophomore (2010-11): Ranked among ACC's leaders in scoring (12th), free throw percentage (3rd, 76th in nation) and minutes played (6th) ... Averaged a team-high 19.3 points, 3.3 assists and 3.3 rebounds over three NIT games ... Registered 100 assists for second-straight season, becoming first Cane to do so since John Salmons in 2001-02 ... Malcolm Grant went on to dish out 100 assists as well, with duo becoming first teammates to notch consecutive 100-assist seasons since Thomas Hocker and Kevin Presto achieved feat in both 1987-88 and 1988-89 ... Major improvement in shooting percentage from charity stripe (.670 to .837) and from beyond arc (.276 to .391) between first two seasons ... First Hurricane to post back-to-back games with 20-or-more points since Jack McClinton tallied three-straight 30-point games in 2008-09 ... Finished with a game-high 20 points - including going 9-of-11 from line, with four rebounds and two steals in 33 minutes at No. 19/19 Memphis (11/15) in a game that tipped at midnight to kick off ESPN's season coverage of college hoops.

As A Freshman (2009-10): Earned ACC All-Rookie Team, ACC All-Tournament first team and *Sporting News* ACC All-Rookie Team honors ... Four-time ACC Rookie of the Week -- first Hurricane to earn honor more than once ... Became first Miami rookie since Guillermo Diaz (2003-04) to score 20 points in multiple games as a freshman ... Season-high 29 points at North Carolina marked most points by a Miami freshman in over nine years ... Tied ACC freshman record with 10 assists and zero turnovers in UM debut ... Named "Outstanding Defender" at team's 2010 postseason banquet ... Just second freshman and fifth player in UM history to amass 100 points, 100 boards and 100 assists in a single season ... With 113 assists, became first UM rookie in 15 years -- since Kevin Norris posted 102 assists (1994-95) -- and fifth UM rookie to top century mark in assists ... First Hurricane of any class to achieve this since Anthony Harris registered 133 assists as a sophomore (2004-05) ... Season- and game-high 29 points, shooting a season-high 11-of-15 from field, a season-high 3-of-5 from long range and 4-of-4 from line, with five rebounds and two steals at North Carolina (3/2) ... The 29 points were second-highest point production by an ACC rookie, most points by a Hurricane since Jack McClinton's 35 versus North Carolina (2/15/09) and most points by a Miami freshman in over nine years (since Darius Rice scored 31 versus Virginia Tech on 1/10/01) ... In Miami debut, registered a season- and game-high 10 assists with zero turnovers against N.C. Central (11/14) en route to ACC Rookie of the Week honors ... Most assists by a Hurricane in three years and tied an ACC freshman record in process ... Game-high eight assists (tying himself for league's second-best assist production by an ACC freshman in 2009-10) versus Bethune-Cookman (12/30) ... Sparked UM with a game-high 20 points on 9-for-17 shooting from floor, adding two assists and a team single-game season-high tying four steals in Big Ten/ACC Challenge win over Minnesota (12/2) ... First 20-point performance by a Miami freshman since Dwayne Collins finished with 24 at BC (1/16/07) ... Dished out 16 straight assists to start season before committing first turnover on an offensive foul.

High School: Ranked fifth in nation among shooting guards by *Scout*, eighth by *Rivals* and 11th by ESPN ... Five-star recruit, also ranked among top 25 overall players by *Scout* ... Selected to play in 2009 Jordan Brand Classic ... As a senior, led Rice High School to State Federation Class 2-A championship, earning tournament MVP honors after scoring 23 points in title game -- including a three-pointer with 14.5 seconds left in regulation to send game into overtime ... As a junior, averaged 12.7 points, 5.4 rebounds, 2.9 assists and 1.6 steals per game en route to a 19-5 record and playoff run ... Shot 89.7 percent from long range (26-29), 63.6 from field and 75.6 from charity stripe ... Over high school career, won two state championships and four city championships ... Coached by Maurice Hicks ... Played AAU basketball for New York Gauchos who finished 2008 season as No. 1 ranked AAU program in New York metropolitan area ... Recruited by many of nation's top basketball programs, including UConn, Pittsburgh, St. John's, Memphis, UCLA, Tennessee and West Virginia.

Personal: Born Feb. 22, 1990 ... Brother to Alva, Ruschell, Shammiet and Lacey ... Majoring in business management ... Off court, enjoys playing video games ... Jamaican descent ... Nickname is "Durand Durand".

CAREER STATISTICS

Season	GP	GS	Min.	Avg.	FG	Total FGA	Pct.	3-Point FG	Total FGA	Pct.	Free Throws FT	Total FTA	Pct.	Rebounds Off.	Def.	Tot.	Avg.	PF	FO	A	TO	Blk	Stl	Pts	Avg.
2009-10	33	28	917	27.8	126	277	.455	16	58	.276	71	106	.670	29	102	131	4.0	69	2	113	73	6	41	339	10.3
2010-11	36	35	1182	32.8	162	364	.445	27	69	.391	139	166	.837	42	110	152	4.2	93	4	112	100	4	43	490	13.6
2011-12	30	30	997	33.2	136	300	.453	19	61	.311	97	122	.795	51	111	162	5.4	67	4	93	54	5	31	388	12.9
2012-13	12	12	426	35.5	60	127	.472	12	38	.316	32	47	.681	10	46	56	4.7	21	0	35	26	1	23	164	13.7
TOTAL	111	105	3522	31.7	484	1068	.453	74	226	.327	339	441	.769	132	369	501	4.5	250	10	353	253	16	138	1381	12.4

SCOTT 2012-13

Opponent	Date	GS	Min	FG	FGA	Pct	3FG	FGA	Pct	FT	FTA	Pct	Off	Def	Tot	Avg	PF	FO	A	TO	Blk	Stl	Pts	Avg	
DETROIT	11-24-12	*	38	6	9	.667	0	1	.000	3	4	.750	2	3	5	5.0	1	0	3	2	0	2	15	15.0	
MICHIGAN STATE	11-28-12	*	35	6	10	.600	0	0	.000	3	4	.750	3	3	6	5.5	0	0	2	2	0	0	15	15.0	
at Massachusetts	12-01-12	*	37	6	13	.462	0	2	.000	3	4	.750	0	7	7	6.0	1	0	4	1	0	1	15	15.0	
CHARLOTTE	12-14-12	*	33	5	8	.625	2	3	.667	4	6	.667	2	10	12	7.5	2	0	4	2	1	4	16	15.3	
at UCF	12-18-12	*	30	7	11	.636	2	3	.667	1	3	.333	0	4	4	6.8	3	0	4	0	0	1	17	15.6	
at Hawai'i	12-22-12	*	35	8	15	.533	4	8	.500	0	0	.000	0	1	1	5.8	0	0	5	1	0	3	20	16.3	
vs Arizona	12-23-12	*	36	4	11	.364	2	5	.400	5	9	.556	2	2	4	5.6	2	0	1	5	0	3	15	16.1	
vs Indiana State	12-25-12	*	41	4	13	.308	0	3	.000	4	5	.800	0	6	6	5.6	3	0	1	0	0	2	12	15.6	
LA SALLE	01-02-13	*	39	5	10	.500	0	2	.000	8	9	.889	0	4	4	5.4	1	0	0	5	0	0	18	15.9	
at Georgia Tech	01-05-13	*	33	2	7	.286	0	2	.000	0	0	.000	0	0	0	4.9	3	0	4	4	0	2	4	14.7	
at North Carolina	01-10-13	*	38	4	12	.333	2	6	.333	1	2	.500	1	5	6	5.0	2	0	5	1	0	3	11	14.4	
MARYLAND	01-13-13	*	31	3	8	.375	0	3	.000	0	1	.000	0	1	1	4.7	3	0	2	3	0	2	6	13.7	
Totals			12	426	60	127	.472	12	38	.316	32	47	.681	10	46	56	4.7	21	0	35	26	1	23	164	13.7



ERIK SWOOPE

Junior | Forward | 6-6 | 233

Lake Elsinore, Calif. | Harvard-Westlake

#21

Swoope Season / Career Highs

Points

Season: 7, vs. Jacksonville 11/16/12

Career: 13, vs. Pepperdine 12/30/10

Rebounds

Season: 4 (2x) last vs. La Salle 1/2/13

Career: 6, vs. NC Central 11/19/10

Assists

Season: 1 (2x) last vs. La Salle 1/2/13

Career: 2, at West Virginia 12/10/11

Steals

Season: 2, vs. Jacksonville 11/16/12

Career: 3 (3x), last vs. Rutgers 11/15/11

Blocked Shots

Season: --

Career: 2 (2x), last vs. UNF 11/19/11

Field Goals

Season: 3, vs. Jacksonville 11/16/12

Career: 4, vs. Pepperdine 12/30/10

Field Goal Attempts

Season: 4, vs. Charlotte, 12/14/12

Career: 8, at Duke 1/2/11

Free Throws

Season: 2, vs. La Salle 1/2/13

Career: 5, vs. Pepperdine 12/30/10

Free Throw Attempts

Season: 4 (2x) last vs. La Salle 1/2/13

Career: 7, vs. Pepperdine 12/30/10

3-Point Field Goals

Season: 1, at UCF 12/18/12

Career: 1, at UCF 12/18/12

3-Point Field Goal Attempts

Season: 1, at UCF 12/18/12

Career: 1 (3x), last at UCF 12/18/12

Foul Disqualifications

Season: --

Career: 3 - 1 in 2010-11; 2 in 2011-12

Minutes

Season: 23, vs. La Salle 1/2/13

Career: 36, at Ole Miss 11/25/11

As a Sophomore (2011-12): Started eight of first 10 games, averaging 4.9 points, 3.4 rebounds, 0.9 blocks, 0.9 steals and 0.7 assists in 22.9 minutes per game while shooting 57.9 percent from field ... In 23 total games, averaged 2.3 points and 1.7 rebounds in 11.7 minutes per night ... Shot 50 percent (23-of-46) from field and 47.1 percent at line ... Scored in double digits in opener against Tennessee Tech ... Pulled down at least three rebounds in seven games ... Played more than 10 minutes in first 10 games, then didn't see more than eight minutes in final 13 outings ... Led (or tied) for team game highs in steals three times, blocked shots twice and rebounds and assists once ... Season highs include 11 points vs. Tennessee Tech, eight rebounds against Rutgers, two assists at West Virginia, three steals twice, a pair of blocked shots twice and 36 minutes at Ole Miss.

As a Freshman (2010-11): Played in 29 games, making nine starts as a true freshman ... Named to 2011 ACC All-Academic Basketball Team ... Averaged 1.4 points and 1.0 rebound in 6.5 minutes per game ... After averaging just 3.8 minutes per game over first 11 games, started eight-straight outings (12/22-1/23) - including five ACC games - for Hurricanes with 14.6 minutes per game over that span, including a season-high 23 minutes versus Pepperdine (12/30) ... Was back in starting lineup versus Virginia (2/5) ... Posted five points - including hitting both attempts from charity stripe, a career-high three steals, a pair of boards and one assist versus Florida State (1/19) ... Finished with six points - including a 4-for-4 effort from line, with a pair of rebounds and a steal in ACC debut at No. 1 Duke (1/2) ... Posted best game of young career versus Pepperdine (12/30), finishing with a season-high 13 points, four rebounds and two steals ... Grabbed two steals and matched then- season high with four points in Las Vegas Holiday Hoops Classic win over Rice (12/22) ... Finished with four points, a season-high six boards, one steal and one assist in nine minutes versus North Carolina Central (11/19).

High School: Named Mission League Most Valuable Player ... *L.A. Daily News* referred to him as "most dominant boys' basketball player" in San Fernando Valley ... Rated as No. 41 power forward by ESPN ... Incredible physique, and is as bouncy as any prospect in west ... As a senior, averaged 21.8 points, 8.9 rebounds, 1.6 assists and 1.5 blocks per game, converting 74 percent from field and 71 percent from foul line ... Registered 16 games of 20-or-more points, including eight games with 30-plus points ... Scored in double-figures in all but two games as a senior ... Averaged 26.2 points per outing over last six games ... Picked up 12 double-doubles as a senior, including a 30-point, 21-rebound effort against South Hills ... Turned in a season-best 40 points on 14-of-17 shooting from field - adding a 12-of-13 touch at charity stripe - in a win over Notre Dame Prep ... Collected three-straight games of 30 points against Palos Verdes, South Hills and Calabasas ... Picked up 2.8 steals per game ... As a sophomore, helped team to runner-up title of Mission League ... Selected as an *ESPN Rise* California State Stat Star of Week (Feb. 11, 2010) ... Coached by Greg Hilliard ... Played AAU basketball for Pump N' Run Elite ... Attended same high school that produced NBA players Jason Collins (Atlanta Hawks) and Jarron Collins (Phoenix Suns).

Personal: Last name is pronounced Swope ... Born May 8, 1992 ... Son of Denise and Gerald Swoope ... Brother to Devin Swoope ... Majoring in economics ... Attacks basket with reckless abandon, and has ability to finish plays in traffic ... Has been practicing yoga for four years.

2009-10			
Opposition	P	R	A
Jacksonville	0	0	0
at Memphis	1	0	0
N.C. Central	4	6	1
at Rutgers	0	0	0
McNeese St.	0	0	0
at FGCU	0	1	0
UCF	0	0	0
Oral Roberts	0	0	0
Rice	4	1	1
Akron	3	3	0
Pepperdine	13	4	1
at Duke	6	2	0
at Clemson	0	2	1
BC	4	1	0
Florida St.	5	2	1
at NC State	0	0	0
UNC	0	0	0
at Virginia Tech	0	0	0
Georgia Tech	0	1	0
Virginia	0	1	0
at Wake Forest	0	1	0
Duke	0	0	0
at UConn	0	1	0
at Florida St.	0	1	0
at Georgia Tech	0	2	0
Virginia	0	0	0
FAU	0	0	0
Missouri St.	0	0	0
at Alabama	0	0	0


2011-12			
Opposition	P	R	A
TENNESSEE TECH	11	6	1
RUTGERS	6	8	1
UNF	8	3	1
FLA. GULF COAST	4	3	0
at Ole Miss	6	3	0
at Purdue	4	1	1
UMASS	6	2	1
Memphis	2	4	0
at West Virginia	0	3	2
vs. FAU	2	1	0
at Charlotte	0	1	0
APPALACHIAN ST.	2	0	0
UNCG	0	0	0
at North Carolina	0	0	0
NC STATE	1	0	0
at Boston College	0	0	0
MARYLAND	0	2	0
VIRGINIA TECH	0	0	0
WAKE FOREST	0	0	0
BOSTON COLLEGE	0	2	0
at Georgia Tech	0	0	0
vs. Florida State	0	0	0
MINNESOTA	2	1	0

CAREER STATISTICS

CAREER	GP		GS	Min.	Avg.	FG	Total		3-Point		Free Throws		Rebounds		Scoring										
Season	GP	GS	Min.	Avg.	FG	FGA	Pct.	FG	FGA	Pct.	FT	FTA	Pct.	Off.	Def.	Tot.	Avg.	PF	FO	Ast.	TO	Blk	Stl	Pts.	Avg.
2010-11	29	9	189	6.5	11	25	.440	0	0	.000	18	30	.600	12	17	29	1.0	26	1	5	7	2	13	40	1.4
2011-12	23	8	269	11.7	23	46	.500	0	2	.000	8	17	.471	20	20	40	1.7	46	2	7	8	10	9	54	2.3
2012-13	11	0	76	6.9	7	10	.700	1	1	1.000	3	12	.250	6	6	12	1.1	6	0	2	2	1	3	18	1.6
TOTAL	63	17	534	8.5	41	81	.506	1	3	.333	29	59	.492	38	43	81	1.3	78	3	14	17	13	25	112	1.8

SWOOPE 2012-13

Opponent	Date	GS	Min	FG	FGA	Pct	3FG	FGA	Pct	FT	FTA	Pct	Off	Def	Tot	Avg	PF	FO	A	TO	Blk	Stl	Pts	Avg
STETSON	11-09-12	0+	0	0	.000	0	0	.000	0	0	.000	0	0	0	0.0	0	0	0	0	0	0	0	0.0	
at FGCU	11-13-12	0 +	0	0	.000	0	0	.000	0	0	.000	0	0	0	0.0	0	0	0	0	0	0	0	0.0	
JACKSONVILLE	11-16-12	16	3	3	1.000	0	0	.000	1	4	.250	1	1	2	0.7	0	0	1	0	0	2	7	2.3	
DETROIT	11-24-12	5	0	0	.000	0	0	.000	0	0	.000	0	1	1	0.8	0	0	0	0	0	0	0	1.8	
MICHIGAN STATE	11-28-12	DNP																						
at UMass	12-01-12	DNP																						
CHARLOTTE	12-14-12	7	2	4	.500	0	0	.000	0	0	.000	3	1	4	1.4	0	0	0	0	0	0	4	2.2	
at UCF	12-18-12	9	1	1	1.000	1	1	1.000	0	0	.000	0	0	0	1.2	0	0	0	0	1	0	3	2.3	
at Hawai'i	12-22-12	4	0	0	.000	0	0	.000	0	2	.000	0	0	0	1.0	2	0	0	1	0	0	0	2.0	
vs Arizona	12-23-12	6	0	0	.000	0	0	.000	0	0	.000	0	0	0	0.9	1	0	0	0	0	1	0	1.8	
vs Indiana State	12-25-12	DNP																						
LA SALLE	01-02-13	23	1	1	1.000	0	0	.000	2	4	.500	2	2	4	1.2	2	0	1	1	0	0	4	2.0	
at Georgia Tech	01-05-13	2	0	0	.000	0	0	.000	0	2	.000	0	1	1	1.2	0	0	0	0	0	0	0	1.8	
MARYLAND	01-13-13	4	0	1	.000	0	0	.000	0	0	.000	0	0	0	1.1	1	0	0	0	0	0	0	1.6	
Totals		0	76	7	10	.700	1	1	1.000	3	12	.250	6	6	12	1.1	6	0	2	2	1	3	18	1.6



JUSTIN HELLER

Junior | Guard | 6-2 | 180

Boca Raton, Fla. | West Boca Raton Community

#12

Heller Season / Career Highs

Points

Career: 2, vs. Charlotte, 12/14/12

Rebounds

Career: 3, vs. Charlotte, 12/14/12

Assists

Career: 1, at UCF 12/18/12

Steals

Career: --

Blocked Shots

Career: --

Field Goals

Career: 1, vs. Charlotte, 12/14/12

Field Goal Attempts

Career: 1 (3x), last vs. Charlotte, 12/14/12

Free Throws

Career: --

Free Throw Attempts

Career: 2, vs. Charlotte, 12/14/12

3-Point Field Goals

Career: --

3-Point Field Goal Attempts

Career: 1, vs. Boston College 3/3/12

Minutes

Career: 3, vs. Charlotte, 12/14/12

2011-12			
Opposition	P	R	A
at Charlotte	0	0	0
APPALACHIAN ST.	0	2	0
at Boston College	0	0	0
VIRGINIA TECH	0	0	0
WAKE FOREST	0	0	0
BOSTON COLLEGE	0	0	0
MINNESOTA	0	0	0

As a Sophomore (2011-12): Played in seven games, including four ACC matchups ... Attempted two shots, including one three pointer ... Grabbed a pair of defensive rebounds ... Season highs include one field goal attempt against Boston College and Wake Forest, one three-point attempt vs. Boston College, two rebounds against Appalachian State and two minutes vs. Appalachian State ... Book Buster (3.0 GPA) ... Athletics Director Honor Roll (3.2 GPA).

As a Freshman (2010-11): Walked onto team ... Practiced, but did not see any game time.

High School: After transferring to West Boca, played one year of varsity basketball for the Bulls ... Among top 30 three-point scorers in Palm Beach County in 2009-10 ... Bulls were only team to beat powerhouse Dwyer, the top-ranked high school in county, with 82-73 victory.

Personal: Born on Dec. 26, 1991 ... Son of Neal Heller and Liz Heller ... Brother to Anthony Anderson ... Majoring in business, with aspirations of becoming a CEO ... Recruited by American and North Florida ... Nickname is J-Hell.

CAREER STATISTICS

Season	GP	GS	Min.	Avg.	Total		3-Point			Free Throws			Rebounds				Scoring							
					FG	Pct.	FG	FGA	Pct.	FT	FTA	Pct.	Off.	Def.	Tot.	Avg.	PF	FO	Ast.	TO	Blk	Stl	Pts.	Avg.
2011-12	7	0	4	0.6	0	.000	0	1	.000	0	0	.000	0	2	2	0.3	0	0	0	1	0	0	0	0.0
2012-13	4	0	5	1.3	1	1.000	0	0	.000	0	2	.000	0	3	3	0.8	0	0	1	0	0	0	2	0.5
TOTAL	11	0	9	0.8	1	.333	0	1	.000	0	2	.000	0	5	5	0.5	0	0	1	1	0	0	2	0.2

HELLER 2012-13

Opponent	Date	GS	Min	FG	FGA	Pct	3FG	FGA	Pct	FT	FTA	Pct	Off	Def	Tot	Avg	PF	FO	A	TO	Blk	Stl	Pts	Avg
JACKSONVILLE	11-16-12	0	0	0	.000	0	0	.000	0	0	.000	0	0	0	0.0	0	0	0	0	0	0	0	0.0	
CHARLOTTE	12-14-12	3	1	1	1.000	0	0	.000	0	2	.000	0	3	3	1.5	0	0	0	0	0	0	2	1.0	
at UCF	12-18-12	1	0	0	.000	0	0	.000	0	0	.000	0	0	0	1.0	0	0	1	0	0	0	0	0.7	
at Hawai'i	12-22-12	1	0	0	.000	0	0	.000	0	0	.000	0	0	0	0.8	0	0	0	0	0	0	0	0.5	
Totals		0	5	1	1.000	0	0	.000	0	2	.000	0	3	3	0.8	0	0	1	0	0	0	2	0.5	



STEVE SORENSON

Freshman | Guard | 6-0 | 151

Dallas, Texas | Mark's School of Texas

#3

Sorenson Career Highs

Points

Career: --

Rebounds

Career: --

Assists

Career: --

Steals

Career: --

Blocked Shots

Career: --

Field Goals

Career: --

Field Goal Attempts

Career: --

Free Throws

Career: --

Free Throw Attempts

Career: 1, at Hawai'i 12/22/12

3-Point Field Goals

Career: --

3-Point Field Goal Attempts

Career: --

Minutes

Career: 3, vs. Charlotte, 12/14/12

High School: Named all-state by Texas Association of Basketball Coaches as a senior ... TABC academic all-state ... Two-time All-Southwest Preparatory Conference ... Trinity Valley Christian all-tournament team twice ... Team captain both junior and senior seasons ... Averaged 18 points, six assists, three rebounds, two steals in senior campaign ... Shot 50 percent from both field and distance in final season ... Team leadership award ... Invited to TABC all-star game and 2012 Showboat Classic ... Team MVP ... Notched 12 points, five assists, four rebounds and two steals per game sophomore season ... Shot 50 percent from field and 49 percent from three ... Most improved player sophomore season ... Three-year letterwinner ... Honor roll all four years.

Personal: Full name is Steven Lewis Sorenson, goes by Steve ... Born Dec. 30, 1993 in St. Louis, Mo. ... Son of Skip and Yvonne ... Brother to Erik, who was a walk-on with Virginia Tech basketball team from 2010-12 ... Played AAU ball for Dallas Heroes ... Majoring in business.

CAREER STATISTICS

Season	GP	GS	Min.	Avg.	Total		3-Point			Free Throws			Rebounds				Scoring							
					FG	Pct.	FG	FGA	Pct.	FT	FTA	Pct.	Off.	Def.	Tot.	Avg.	PF	FO	Ast.	TO	Blk	Stl	Pts.	Avg.
2012-13	3	0	4	1.3	0	.000	0	0	.000	0	1	.000	0	0	0	0.0	0	0	0	0	0	0	0	0.0

SORENSEN 2012-13

Opponent	Date	GS	Min	FG	FGA	Pct	3FG	FGA	Pct	FT	FTA	Pct	Off	Def	Tot	Avg	PF	FO	A	TO	Blk	Stl	Pts	Avg
JACKSONVILLE	11-16-12		0	0	0	.000	0	0	.000	0	0	.000	0	0	0	0.0	0	0	0	0	0	0	0	0.0
CHARLOTTE	12-14-12		3	0	0	.000	0	0	.000	0	0	.000	0	0	0	0.0	0	0	0	0	0	0	0	0.0
at Hawai'i	12-22-12		1	0	0	.000	0	0	.000	0	1	.000	0	0	0	0.0	0	0	0	0	0	0	0	0.0
Totals			0	4	0	.000	0	0	.000	0	1	.000	0	0	0	0.0	0	0	0	0	0	0	0	0.0



2012-13 Miami Men's Basketball
University of Miami Combined Team Statistics (as of Jan 13, 2013)
All games

RECORD:	OVERALL	HOME	AWAY	NEUTRAL
ALL GAMES	12-3	7-0	5-1	0-2
CONFERENCE	3-0	1-0	2-0	0-0
NON-CONFERENCE	9-3	6-0	3-1	0-2

#	Player	gp-gs	min	avg	Total		3-Point		F-Throw		Rebounds						a	to	blk	stl	pts	avg
					fg-fga	fg%	3fg-fga	3fg%	ft-fa	ft%	off	def	tot	avg	pf	dq						
01	Durand Scott	12-12	426	35.5	60-127	.472	12-38	.316	32-47	.681	10	46	56	4.7	21	0	35	26	1	23	164	13.7
42	Reggie Johnson	7-6	198	28.3	26-61	.426	1-6	.167	35-49	.714	22	49	71	10.1	15	0	8	17	13	3	88	12.6
00	Shane Larkin	15-15	542	36.1	70-152	.461	24-59	.407	24-30	.800	6	48	54	3.6	19	0	57	32	2	35	188	12.5
35	Kenny Kadji	15-15	466	31.1	67-152	.441	18-56	.321	35-54	.648	24	88	112	7.5	39	0	19	30	25	9	187	12.5
04	Trey McKinney Jones	15-13	474	31.6	43-109	.394	22-56	.393	37-41	.902	8	53	61	4.1	28	0	27	20	1	13	145	9.7
45	Julian Gamble	15-9	302	20.1	41-76	.539	0-0	.000	17-35	.486	28	41	69	4.6	31	2	2	15	22	7	99	6.6
15	Rion Brown	15-5	351	23.4	36-98	.367	12-55	.218	12-20	.600	9	20	29	1.9	15	0	14	9	2	7	96	6.4
02	Bishop Daniels	3-0	50	16.7	5-11	.455	3-3	1.000	2-2	1.000	1	2	3	1.0	5	0	3	4	0	6	15	5.0
21	Erik Swoope	11-0	76	6.9	7-10	.700	1-1	1.000	3-12	.250	6	6	12	1.1	6	0	2	2	1	3	18	1.6
10	Raphael Akpejori	9-0	52	5.8	3-9	.333	0-0	.000	1-3	.333	6	9	15	1.7	6	0	0	2	3	2	7	0.8
23	Tonye Jekiri	13-0	79	6.1	2-6	.333	0-0	.000	4-7	.571	9	7	16	1.2	14	0	1	3	4	2	8	0.6
12	Justin Heller	4-0	5	1.3	1-1	1.000	0-0	.000	0-2	.000	0	3	3	0.8	0	0	1	0	0	0	2	0.5
03	Steve Sorenson	3-0	4	1.3	0-0	.000	0-0	.000	0-1	.000	0	0	0	0.0	0	0	0	0	0	0	0	0.0
Team											17	27	44					6				
Total.....		15	3025		361-812	.445	93-274	.339	202-303	.667	146	399	545	36.3	199	2	169	166	74	110	1017	67.8
Opponents.....		15	3025		319-857	.372	95-309	.307	143-221	.647	172	358	530	35.3	264	6	168	194	41	84	876	58.4

TEAM STATISTICS	UM	OPP
SCORING	1017	876
Points per game	67.8	58.4
Scoring margin	+9.4	-
FIELD GOALS-ATT	361-812	319-857
Field goal pct	.445	.372
3 POINT FG-ATT	93-274	95-309
3-point FG pct	.339	.307
3-pt FG made per game	6.2	6.3
FREE THROWS-ATT	202-303	143-221
Free throw pct	.667	.647
F-Throws made per game	13.5	9.5
REBOUNDS	545	530
Rebounds per game	36.3	35.3
Rebounding margin	+1.0	-
ASSISTS	169	168
Assists per game	11.3	11.2
TURNOVERS	166	194
Turnovers per game	11.1	12.9
Turnover margin	+1.9	-
Assist/turnover ratio	1.0	0.9
STEALS	110	84
Steals per game	7.3	5.6
BLOCKS	74	41
Blocks per game	4.9	2.7
ATTENDANCE	27375	66073
Home games-Avg/Game	7-3911	6-8832
Neutral site-Avg/Game	-	2-6539

Date	Opponent		Score	Att.
11-09-12	STETSON	w	87-79	3160
11-13-12	at Florida Gulf Coast	L	51-63	4552
11-16-12	JACKSONVILLE	w	73-57	3135
11-24-12	DETROIT	w	77-62	2946
! 11-28-12	MICHIGAN STATE	w	67-59	5791
12-01-12	at Massachusetts	w	75-62	7004
12-14-12	CHARLOTTE	w	77-46	3275
12-18-12	at UCF	w	72-50	5189
& 12-22-12	at Hawai i	w	73-58	8120
& 12-23-12	vs Arizona	L	50-69	6564
& 12-25-12	vs Indiana State	Lot	55-57	6514
01-02-13	LA SALLE	w	76-59	3259
* 01-05-13	at Georgia Tech	w	62-49	7614
* 01-10-13	at North Carolina	w	68-59	20516
* 01-13-13	MARYLAND	w	54-47	5809

! = ACC / Big Ten Challenge

& = Hawaiian Airlines Diamond Head Classic | Honolulu, Hawaii

* = Conference game

Score by Periods	1st	2nd	OT	Totals
University of Miami	430	581	6	1017
Opponents	403	465	8	876



2012-13 Miami Men's Basketball
University of Miami Combined Team Statistics (as of Jan 13, 2013)
Conference games

RECORD:	OVERALL	HOME	AWAY	NEUTRAL
ALL GAMES	3-0	1-0	2-0	0-0
CONFERENCE	3-0	1-0	2-0	0-0
NON-CONFERENCE	0-0	0-0	0-0	0-0

##	Player	gp-gs	min	avg	Total		3-Point		F-Throw		Rebounds						a	to	blk	stl	pts	avg
					fg-fga	fg%	3fg-fga	3fg%	ft-fa	ft%	off	def	tot	avg	pf	dq						
35	Kenny Kadji	3-3	101	33.7	15-33	.455	6-15	.400	7-15	.467	3	25	28	9.3	6	0	3	5	7	1	43	14.3
15	Rion Brown	3-0	60	20.0	13-25	.520	7-17	.412	0-0	.000	1	4	5	1.7	1	0	0	1	0	1	33	11.0
45	Julian Gamble	3-3	90	30.0	13-25	.520	0-0	.000	3-6	.500	8	14	22	7.3	13	1	1	5	9	2	29	9.7
00	Shane Larkin	3-3	109	36.3	10-25	.400	2-9	.222	4-6	.667	2	9	11	3.7	2	0	13	5	1	8	26	8.7
04	Trey McKinney Jones	3-3	89	29.7	7-26	.269	4-13	.308	8-9	.889	1	13	14	4.7	3	0	10	7	0	2	26	8.7
01	Durand Scott	3-3	102	34.0	9-27	.333	2-11	.182	1-3	.333	1	6	7	2.3	8	0	11	8	0	7	21	7.0
23	Tonye Jekiri	3-0	16	5.3	1-2	.500	0-0	.000	2-2	1.000	5	2	7	2.3	1	0	0	1	1	0	4	1.3
10	Raphael Akpejori	3-0	27	9.0	1-5	.200	0-0	.000	0-0	.000	3	5	8	2.7	5	0	0	1	1	2	2	0.7
21	Erik Swoope	2-0	6	3.0	0-1	.000	0-0	.000	0-2	.000	0	1	1	0.5	1	0	0	0	0	0	0	0.0
Team											5	10	15									
Total.....		3	600		69-169	.408	21-65	.323	25-43	.581	29	89	118	39.3	40	1	38	33	19	23	184	61.3
Opponents.....		3	600		59-169	.349	14-48	.292	23-41	.561	31	79	110	36.7	40	0	32	38	11	20	155	51.7

TEAM STATISTICS	UM	OPP
SCORING	184	155
Points per game	61.3	51.7
Scoring margin	+9.7	-
FIELD GOALS-ATT	69-169	59-169
Field goal pct	.408	.349
3 POINT FG-ATT	21-65	14-48
3-point FG pct	.323	.292
3-pt FG made per game	7.0	4.7
FREE THROWS-ATT	25-43	23-41
Free throw pct	.581	.561
F-Throws made per game	8.3	7.7
REBOUNDS	118	110
Rebounds per game	39.3	36.7
Rebounding margin	+2.7	-
ASSISTS	38	32
Assists per game	12.7	10.7
TURNOVERS	33	38
Turnovers per game	11.0	12.7
Turnover margin	+1.7	-
Assist/turnover ratio	1.2	0.8
STEALS	23	20
Steals per game	7.7	6.7
BLOCKS	19	11
Blocks per game	6.3	3.7
ATTENDANCE	5809	28130
Home games-Avg/Game	1-5809	2-14065
Neutral site-Avg/Game	-	0-0

Date	Opponent		Score	Att.
* 01-05-13	at Georgia Tech	w	62-49	7614
* 01-10-13	at North Carolina	w	68-59	20516
* 01-13-13	MARYLAND	w	54-47	5809

! = ACC / Big Ten Challenge

& = Hawaiian Airlines Diamond Head Classic | Honolulu, Hawaii

* = Conference game

Score by Periods	1st	2nd	Totals
University of Miami	82	102	184
Opponents	69	86	155