

MIAMI BASKETBALL QUICK HITS

- 9** Miami has just **9** eligible scholarship student-athletes on the roster, led by seniors Davon Reed and Kamari Murphy, and junior Ja'Quan Newton.
- 4** The Hurricanes have **4** new players wearing Miami uniforms this season, all of whom are true freshmen.
- 14** Among active coaches, Coach L is the **14th**-winningest coach in the country with 604 victories, and ranks No. 47 on the list of all-time winningest coaches.
- 1.7** Miami's facilities are undergoing **\$1.7** million in renovations with graphics and new features in the office areas and locker rooms of the Watsco Center.
- 15** This season Jim Larrañaga and associate head coach Chris Caputo are in their **15th** season on the sidelines together, dating back to their time at George Mason.

2016-17 SCHEDULE

Nov. 2	Barry (Ex.)	ACCN E	W, 73-62
Nov. 11	Western Carolina	ACCN E	W, 92-43
Nov. 16	at North Florida	ESPN3	W, 94-56
Nov. 19	Penn	ACCN E	W, 74-62

AdvoCare Invitational, HP Field House, Orlando, Fla.

Nov. 24	Stanford	ESPN2	W, 67-53
Nov. 25	#21/22 Iowa State	ESPN2	L, 56-73
Nov. 27	Florida	ESPN2	L, 56-65

ACC/Big Ten Challenge

Nov. 30	Rutgers	ESPNU	W, 73-61
---------	---------	-------	----------

HoopHall Miami Invitational, AAA, Miami

Dec. 3	Wofford	ESPN3	W, 74-57
Dec. 6	South Carolina State	ACCN E	W, 82-46
Dec. 16	Florida Atlantic	ACCN E	W, 76-56
Dec. 22	George Washington	ACCN E	W, 72-64
Dec. 28	Columbia	ACCN E	W, 78-67

Atlantic Coast Conference Schedule

Dec. 31	NC State	RSN	W, 81-63
Jan. 4	at Syracuse	RSN	L, 55-70
Jan. 12	#20 Notre Dame	ESPN	L, 62-67
Jan. 14	at Pittsburgh	RSN	W, 72-46
Jan. 18	at Wake Forest	ACCN	L, 79-96
Jan. 21	at #18 Duke	ESPN	L, 58-70
Jan. 25	Boston College	RSN	W, 78-77
Jan. 28	#9/6 North Carolina	CBS	W, 77-62
Feb. 1	#15/16 Florida State	ACCN	L, 57-75
Feb. 4	at NC State	ACCN	W, 84-79
Feb. 8	Virginia Tech	RSN	W, 74-68
Feb. 11	at #4 Louisville	ESPN2	L, 66-71
Feb. 15	Georgia Tech	ACCN	W, 70-61
Feb. 18	Clemson	RSN	W, 71-65
Feb. 20	at #18/19 Virginia	ESPN	W, 54-48 OT
Feb. 25	#10/11 Duke	CBS	W, 55-50
Feb. 27	at RV/- Virginia Tech	ESPN2	9 p.m.
March 4	at #19/20 Florida State	ACCN	4 p.m.
March 7-11	ACC Tournament, Brooklyn, N.Y.		

MIAMI COMMUNICATIONS

Amy LaBrie, Associate Director of Communications
O: (305) 284-3241 | C: (813) 410-1194
LaBrie@miami.edu | @CanesHoops
Kevin Ivany, Communications Assistant

GAME 29



RV/RV MIAMI HURRICANES (20-8, 10-6 ACC)

Head Coach: Jim Larrañaga
Record at Miami: 138-65, sixth season
Career Record: 608-399, 33rd season

2013 & 2016 ACC Coach of the Year
ACC Record at Miami: 64-40
Alma Mater: Providence, 1971



RV/- VIRGINIA TECH HOKIES (20-8, 9-7 ACC)

Head Coach: Buzz Williams
Record at VT: 51-45, third season

Alma Mater: Oklahoma City, 1994
Career Record: 204-131, 10th season

SETTING THE SCENE

DATE	Monday, Feb. 27, 2017
TIME	9 p.m.
LOCATION	Cassell Coliseum Blacksburg, Va.
BROADCASTS	TV: ESPN2 - Doug Sherman, LaPhonso Ellis Radio: 560 WQAM - Joe Zagacki Internet: ACC Network Extra - http://es.pn/2II2X01
SERIES	All-time: 20-13 Since rebirth in 1985-86: 20-13 Home: 10-4 Away: 6-7 Neutral: 4-2 Under Coach Larrañaga: 10-3 Coach L all-time vs. Virginia Tech: 10-3 Current streak: Miami won 2. Last matchup: Feb. 8, 2017. Miami won, 74-68. Last Virginia Tech win: March 5, 2016. VT def. No. 7 Miami 77-62.
POLLS	Miami AP: RV(2) USA Today: RV (11) RPI: 38 KenPom: 29 Warren Nolan: 36 VT AP: RV(1) USA Today: NR RPI: 37 KenPom: 43 Warren Nolan: 39
WEATHER	Coral Gables, Fla.: High 81 / Low 72 Blacksburg, Va.: High 53 / Low 40

THE 2016-17 HURRICANES

Miami has nine scholarship players eligible for competition, led by a trio of captains in seniors Davon Reed and Kamari Murphy, along with junior Ja'Quan Newton. Sophomores Anthony Lawrence and Ebuka Izundu also returned for the Hurricanes. This season a group of four newcomers comprising Miami's top recruiting class in program history donned a UM jersey for the first time. The Canes' coaching staff reeled in four freshmen in McDonald's All-American Dewan Huell, Jordan Brand Classic All-American Bruce Brown, Australian standout Dejan "DJ" Vasiljevic and Rodney Miller from national powerhouse Oak Hill Academy (Va.). The four-man group was named one of the top 2016 classes in the country, with a No. 9 ranking from 247Sports, No. 10 from Scout, No. 13 from ESPN and No. 13 from Rivals.

CANES SIGN A TRIO OF TOP-100 PLAYERS

Jim Larrañaga has signed three ESPN Top 100 players for the 2017 class in McDonald's All-American and Jordan Brand Classic All-American guard Lonnie Walker (No. 18), guard Chris Lykes (46) and forward Deng Gak (92). New Zealander Sam Waardenburg also joins the class, and is practicing with the team this spring. This marks the second straight Miami recruiting class with at least two ESPN Top 100 players, following last year's signing of Bruce Brown (26) and Dewan Huell (28).

Walker is a 6-foot-5-inch shooting guard from Reading, Pa., with great ball handling skills and is Miami's highest-ranked recruit in program history. Lykes is a 5-foot-6-inch explosive do-it-all point guard from Bowie, Md., who plays at Gonzaga College (D.C.) High School. Gak is a 6-foot-11-inch forward playing his prep ball at Blair Academy in New Jersey.

HEAD COACH JIM LARRAÑAGA

Coach Jim Larrañaga has led the Hurricanes to a pair of NCAA Sweet 16 appearances and won the 2013 ACC regular season and ACC Tournament titles. He has been named the AP, Naismith, USBWA and Henry Iba National Coach of the Year, twice was both the ACC and USBWA District Coach of the Year (2013, 2016), and was the 2013 NABC District Coach of the Year. With Miami's win over Pittsburgh on Jan. 14, 2017, Coach L earned his 600th career victory.





2016-17 MIAMI HURRICANES

NAME	YR.	POS.	HT.	WT.	HOMETOWN PREVIOUS SCHOOL(S)
0 Ja'Quan Newton	Jr.	G	6-2	187	Philadelphia, Pa. / Neumann-Goretti HS
Captain. Starting PG after being touted as Sixth Man of the Year a season ago. Scored 1,972 career points in high school.					
2 Mike Robinson	So.	G	5-10	170	New Britain, Conn. / New Britain HS
Team manager turned walk-on. Played basketball, football and was on track team in high school.					
3 Anthony Lawrence, Jr.	So.	G/F	6-7	210	St. Petersburg, Fla. / Lakewood Senior HS
PG in high school, small forward at Miami. Son of a high school coach. Nickname is Amp. Father and uncle played at Miami.					
4 Dejan "DJ" Vasiljevic	Fr.	G	6-3	198	Melbourne, Australia / Australian Institute of Sport
Goes by DJ. Combo guard. Experience with FIBA and Australian national team. Gained 50lbs on bench press since June.					
5 Davon Reed	Sr.	G	6-6	220	Ewing, N.J. / Princeton Day School
Three-year captain. Workman mentality. 2016 NABC Honors Court. All-ACC Academic Team.					
11 Bruce Brown	Fr.	G	6-5	190	Boston, Mass. / Vermont Academy
2016 Jordan Brand Classic All-American. Boasts 6-9 wingspan. Multi-sport athlete in high school, also playing football.					
14 Rodney Miller, Jr.	Fr.	C	7-0	258	Laurelton, N.Y. / Oak Hill Academy
Ranked No. 15 center by ESPN and No. 17 by Scout. 7-1 wingspan. Ranked No. 90 overall by Scout and No. 96 by 247.com.					
15 Ebuka Izundu	So.	C	6-10	231	Charlotte, N.C. / Victory Christian Center / Nigeria
Born in Lagos, Nigeria, and moved to the United States in 2013. Lefty who has gained 30 pounds of muscle in two years.					
20 Dewan Huell	Fr.	F	6-11	220	Miami, Fla. / Miami Norland HS
2016 McDonald's All-American. Ranked No. 21 by ESPN, No. 23 by Rivals and No. 25 by Scout.					
21 Kamari Murphy	RSr.	F	6-8	220	Brooklyn, N.Y. / Oklahoma State / IMG / Lincoln HS
Captain. Graduated in May 2016 with B.A. in sociology. Transfer from Oklahoma State. 43-inch three-step vertical jump.					
35 Chris Stowell	Jr.	F	6-6	208	Exeter, N.H. / Tilton School / Exeter HS
Walk-on with good athleticism. Speaks English, Spanish, some Italian, Russian, Chinese and Hebrew.					

RS Sam Waardenburg Fr. F 6-9 205 Henderson, New Zealand / Rangitoto College HS
Joined the team Dec. 29, with the expectation to begin competition in the fall of 2017.

LARRAÑAGA BY THE NUMBERS

5 - Coach Jim Larrañaga is one of five ACC coaches with a Final Four appearance to his credit. In 2006, Larrañaga became the first coach at a mid-major school to take his team to the NCAA Final Four in 27 years.

7 - In 33 years of coaching, Jim Larrañaga has a winning record in the NCAA Tournament, a 9-7 mark in seven appearances.

7 - Larrañaga is no stranger to the ACC. In his seven seasons as an assistant coach at Virginia, the Cavaliers participated in the NCAA Final Four in 1981 and 1984, won three ACC Championships and finished in the top five of the rankings.

16 - Larrañaga has made 16 postseason appearances in the past 27 years, including reaching seven NCAA Tournaments.

33 - Larrañaga is in his 33rd year as a head coach and has successfully transitioned three institutions into winning programs: Miami, Bowling Green and George Mason.

600 - Coach L is one of five ACC coaches with 600 or more wins.

COACH L TIES TO THE ACC

Coach Jim Larrañaga was an assistant coach at Virginia from 1979-1986, under the leadership of Terry Holland. In those seven seasons, Larrañaga helped the Cavaliers to five NCAA appearances: Final Four twice, Elite Eight once, Sweet 16 once and Round of 64 once, as well as two NIT appearances, including the Championship and Quarterfinal round.

LARRAÑAGA - WHY MIAMI?

Along with returning to the best basketball conference in the country, Coach L had a few personal reasons for accepting the head coaching job at Miami. Coach's grandfather was from Cuba, where he produced the Larrañaga [lare-en-YAH-ga] cigar. Coach's father was raised in Key West, Fla., before moving to The Bronx, N.Y., getting married and raising six children. Coach L was raised in The Bronx, but vacationed to Florida as a boy. He also owns a house in Sarasota, Fla., and three of his siblings have retired to Florida.

MIAMI VS. AP RANKED OPPONENTS

AP Only, Not USA TODAY

All-Time	Under Coach Larrañaga
Overall 53-145	Overall 16-29
Home 34-54	Home 9-10
at Watsco Center 16-25	Away 5-12
Away 15-67	Neutral 2-7
Neutral 4-24	Conference Games 11-21
Overtime + 2OT 3-8	OT + 2OT 2-2
Single Overtime 3-4	2OT 0-1
Double Overtime 0-4	ACC Tournament 0-3
	NCAA Tournament 0-2
Since the Rebirth ('85-'86)	
Overall 52-134	
Home 33-48	
Away 15-62	
Neutral 4-24	
Since Joining ACC ('04-'05)	
Overall 27-61	
Home 16-23	
Away 8-25	
Neutral 3-13	
Overtime + 2 OT 3-4	
Single Overtime 3-2	
Double Overtime 0-2	
Conference Games 20-45	
OT + 2OT 3-4	
2OT 0-2	
ACC Tournament 1-6	
NCAA Tournament 0-3	
Reg. Season, Non-Conf. 6-7	
Since the Arrival of Coach L	
2011-12	All: 2-6 H: 1-2 A: 1-3 N: 0-1
2012-13	All: 3-3 H: 2-0 A: 1-1 N: 0-2
2013-14	All: 0-5 H: 0-3 A: 0-2 N: 0-0
2014-15	All: 3-6 H: 1-3 A: 2-2 N: 0-1
2015-16	All: 5-4 H: 3-0 A: 0-2 N: 2-2
2016-17	All: 3-5 H: 2-2 A: 1-2 N: 0-1
Vs. Ranked ACC Teams, Under Coach L (ACC games only)	
Top 5 All: 3-7 H: 2-2 A: 1-5	
Top 10 All: 6-9 H: 4-4 A: 2-5	
Top 15 All: 8-15 H: 6-6 A: 2-10	
Top 20 All: 10-18 H: 6-8 A: 4-11	
Top 25 All: 11-21 H: 7-9 A: 4-12	
OT: 1-2 10T: 2-1 20T: 0-1	

PRONUNCIATIONS

Players

0 Ja'Quan Newton	Juh-quan
4 Dejan Vasiljevic	Day-on
	Vass-EE-uh-vitch
5 Davon Reed	Dave-on
15 Ebuka Izundu	E-boo-kuh
	E-zoon-du
20 Dewan Huell	Duh-wan
	Hue-ull
21 Kamari Murphy	Kuh-mar-EE
35 Chris Stowell	Stole
Coaches	
Jim Larrañaga	lare-uh-nay-guh
Chris Caputo	ca-poo-toe

CLASS BREAKDOWN

Seniors (2)

Kamari Murphy
Davon Reed

Juniors (2)

Ja'Quan Newton
Chris Stowell#

Sophomores (3)

Ebuka Izundu
Anthony Lawrence Jr.,
Mike Robinson#

Freshmen (5)

Bruce Brown
Dewan Huell,
Rodney Miller Jr.
Dejan "DJ" Vasiljevic
Sam Waardenburg

#Walk on

BY LOCATION

Australia	DJ Vasiljevic
New Zealand	Sam Waardenburg
Nigeria	Ebuka Izundu
Connecticut	Mike Robinson
Florida	Dewan Huell
	Anthony Lawrence, Jr.
Massachusetts	Bruce Brown
New Hampshire	Chris Stowell
New Jersey	Davon Reed
New York	Kamari Murphy
	Rodney Miller
Pennsylvania	Ja'Quan Newton

PRESEASON POLL

October 2016

- Duke
- North Carolina
- Virginia
- Louisville
- Syracuse
- NC State
- Notre Dame
- Florida State
- Miami
- Virginia Tech
- Wake Forest
- Clemson
- Pitt
- Wake Forest
- Georgia Tech
- Boston College

ACC STANDINGS

Feb. 25, 2017

- | | |
|----------------|-------------|
| North Carolina | 13-3 |
| Florida State | 11-5 |
| Louisville | 11-5 |
| Notre Dame | 11-5 |
| Duke | 10-6 |
| Miami | 10-6 |
| Virginia Tech | 9-7 |
| Virginia | 9-7 |
| Syracuse | 9-8 |
| Wake Forest | 7-9 |
| Georgia Tech | 7-9 |
| Pittsburgh | 4-12 |
| Clemson | 4-12 |
| NC State | 4-13 |
| Boston College | 2-14 |



CANES IN THE POLLS IN 2016-17

	AP	USA TODAY	KenPom	RPI
Pre	RV (48)	RV (11)		
Nov. 14	RV (38)	RV (29)		
Nov. 21	RV (44)	RV (37)		
Nov. 28	NR	RV (4)	28	
Dec. 5	NR	NR	29	
Dec. 12	RV (6)	RV (13)	26	
Dec. 19	RV (5)	RV (13)	24	
Dec. 26	RV (8)	RV (13)	28	
Jan. 2	RV (16)	RV (19)	30	
Jan. 9	NR	RV (1)	36	71
Jan. 16	NR	RV (5)	68	31
Jan. 23	NR	RV (2)	40	81
Jan. 30	NR	RV (19)	33	64
Feb. 6	NR	RV (4)	39	55
Feb. 13	NR	RV (7)	34	52
Feb. 20	RV (2)	RV (11)	29	37
Feb. 27				

DID YOU KNOW ...

Coach L became the first Miami coach to win 20+ games in his first two seasons at UM and only the third of 12 UM coaches to post at least three 20-win seasons.

Former Cane Rick Barry was named one of the Greatest Players in NBA History. Miami native and former Cane standout James Jones won the 2010-2011 NBA All-Star Weekend 3-Point Contest and the NBA Championship in the 2011-2012 and 2012-13 seasons.

Six-time NBA All Star Amar'e Stoudemire enrolled at UM in 2013 and took classes to earn his bachelor's degree. UM is in its 13th season in the ACC.

Coach L led the George Mason Patriots to the 2006 Final Four with big wins over some of basketball's elite teams such as Michigan State, North Carolina and UConn. He was the first coach to take a mid-major to a Final Four in 27 years (Penn '79) when his team advanced in 2006.

In 14 years at George Mason, Larrañaga led the Patriots to five NCAA Tournament appearances (2011, 2008, 2006, 2001, 1999), including the 2006 Final Four.

Miami basketball received APR (Academic Progress Rate) Public Recognition Awards for being among the top 10 percent in APR in its sport. Miami ranks in the top 10 percent of NCAA men's basketball with a 990 APR.

The Miami Department of Athletics recorded a Graduation Success Rate (GSR) of 89 percent. Miami's department-wide GSR is 16th overall among FBS programs. UM has exceeded the NCAA average GSR in each of the last 10 years.

The Canes have averaged 20.0 wins over the last 11 seasons.

The Hurricanes have made at least one trey in 966 of 974 games since the NCAA adopted the 3-point shot in 1986. The last time Miami was held without a 3-pointer was Feb. 26, 2014 at Virginia.

Miami has held 825 of its last 826 opponents to less than 100 points. North Carolina was the last team to score 100+, defeating UM, 105-64, on Jan. 31, 2007.



THE SERIES - MIAMI VS. VIRGINIA TECH

Miami is 20-13 all-time against Virginia Tech including 10-3 with Jim Larrañaga at the helm.

The Hurricanes have won seven of the last eight matchups against the Hokies and were 2-1 against them last season.

In last year's ACC Tournament quarterfinal matchup, Miami defeated Virginia Tech, 88-82. Davon Reed scored 17 points and grabbed three steals while Ja'Quan Newton dropped 10 points and recorded four assists.

Kamari Murphy grabbed 10 rebounds in Miami's 65-49 win over VT on February 17 of last season.

THE FIRST UM-VT MATCHUP - FEB. 8, 2017

Miami's starters against Virginia Tech were Ja'Quan Newton, Bruce Brown, Davon Reed, Kamari Murphy and Dewan Huell ... Miami boasted four players scoring in double digits: Davon Reed (18), Ja'Quan Newton (16), Anthony Lawrence (12) and Kamari Murphy (10) ... Senior guard Davon Reed drained four shots from long distance on his way to 18 points against Virginia Tech. Reed added a season high six assists, just one short of his career best of seven vs. Loyola (12/30/13) ... Sophomore Ebuka Izundu recorded eight points against Virginia Tech, his then-second-most points in an ACC game this season ... Freshman Dewan Huell grabbed five rebounds, his highest since Jan. 18 when he had eight at Wake Forest.

MIAMI EARNS 20TH WIN AND 10TH ACC VICTORY

Coach Jim Larrañaga has posted five 20-win seasons in his first six years at The U, and 11 career 20-win seasons. This is Miami's eighth 20-win season since joining the ACC for the 2004-05 campaign. Larrañaga is just the second coach in Miami history with five 20-win seasons, joining Bruce Hale (1954-67).

Also in six seasons under Coach Jim Larrañaga, the Canes have won seven or more ACC games each season and have had 10 or more league victories in four years. Prior to the arrival of Coach L, Miami had never won 10 ACC games in a season.

MIAMI'S STINGY DEFENSE

Miami held Duke to 31.8 percent (21-66) from the field and 23.8 percent (5-21) from three while the Blue Devils hit just 33.3 percent (3-9) at the line on their way to 50 points, their lowest scoring output since 2009. Entering the game, Duke was ranked second in the league in field goal percentage (47.9%), second in 3-point percentage (39.9%), third in free throw percentage (77.6) and fourth in scoring offense (80.1 ppg).

THE ACC GAUNTLET

Miami opened the 2016-17 conference slate with four of six games on the road and will end the season with three of four away from home, which includes road games at No. 14/15 Virginia, RV Virginia Tech and No. 19/20 Florida State, while playing No. 10/11 Duke at home.

BRUCE BROWN - ACC ALL-FRESHMAN TEAM CANDIDATE

1 triple-double	30-point game, against No. 9/6 UNC
2 double-doubles	25-point game against No. 10/11 Duke
8 15-plus point games	Game-winning 3-pointer at No. 18/19 Virginia
6 games with at least five points, five rebounds and five assists	

Player (ACC only)	Pos.	PPG	APG	RPG	SPG	FG%	3FG%	FT%
Bruce Brown, Miami	G	13.1	3.4	5.1	1.4	.470	.404	.742
Dennis Smith, NCST	G	18.5	7.0	4.8	1.9	.511	.356	.652
Jayson Tatum, Duke	F	16.4	2.2	7.3	1.1	.456	.380	.851
Josh Okogie, GT	G	17.4	1.8	5.8	1.3	.466	.441	.756
Ky Bowman, BC	G	16.3	3.7	6.1	1.2	.490	.464	.704
Jonathan Isaac, FSU	F	12.7	1.1	7.6	1.2	.515	.375	.818
Tyus Battle, Syracuse	G	11.9	1.7	2.4	1.4	.435	.321	.755
Tony Bradley, UNC	F	5.8	0.5	4.5	0.3	.553	.000	.576

BROWN (after Feb. 23 games)	PPG	RPG	SPG	APG	DRPG	A/TO
Actual	11.5	6.1	1.5	1.6	4.5	1.6
NCAA Freshmen	-	-	18	-	15	29
ACC Freshmen	6	3	2	2	2	2
NCAA (Guards)	-	-	120	-	52	235
ACC (Guards)	4	2	9	2	1	16
NCAA (All)	-	-	168	-	-	245
ACC (All)	-	-	9	-	13	18

Stats are from NCAA.org. Only top 250 players are ranked.

WINNINGEST ACTIVE COACHES AT MAJOR SCHOOLS

**Totals listed are prior to the 2016-17 season*

List compiled from "wins vs. major schools" on sports-reference.com

Rank	Coach	Wins*
1.	Mike Krzyzewski, Duke	1,043
2.	Jim Boeheim, Syracuse	884
3.	Roy Williams, North Carolina	783
4.	Rick Pitino, Louisville	743
5.	Bob Huggins, West Virginia	719
6.	Cliff Ellis, Coastal Carolina	715
7.	John Calipari, Kentucky	662
8.	Rick Barnes, Tennessee	619
9.	Bill Self, Kansas	592
10.	Dana Altman, Oregon	564
11.	Jim Larrañaga, Miami	560
12.	Tubby Smith, Memphis	557
13.	Steve Fisher, San Diego State	552
14.	Fran Dunphy, Temple	524
15.	Tom Izzo, Michigan State	524

IN COACH JIM LARRAÑAGA'S

FIRST FIVE SEASONS IN THE ACC

(Includes only seasons coaching at ACC schools during years as ACC member)

Among the 29 all-time ACC coaches with 100+ overall wins and 50+ ACC wins, In just five years in the league, Coach L is ...

- No. 8 all-time in winning percentage in ACC Tournament games (.636)
- No. 9 all-time in winning percentage in ACC games only (.614)
- No. 25 all-time in ACC wins (54)
- No. 27 all-time in overall wins (118)
- one of 18 coaches to win multiple ACC Coach of the Year honors

Among the 29 all-time ACC coaches with 100+ overall and 50+ ACC victories, in their first five years in the ACC, Coach L is ...

- No. 2 in overall victories (118)
- No. 3 in ACC victories (54)
- tied for No. 4 in ACC Tournament victories (7)
- No. 5 in ACC Tournament winning percentage (.636)
- tied for No. 7 in ACC winning percentage (.614)
- No. 9 overall winning percentage (.674)

Coach L is one of five coaches who ...

- posted at least four 20-win seasons
- won at least seven ACC Tournament games

Coach L is one of seven coaches who ...

- won two-or-more ACC Coach of the Year honors

Coach L is one of eight coaches who had ...

- an overall winning season each year
- at least four ACC winning seasons

Among the seven current ACC coaches with five-plus years of experience, in their first five seasons in the league, Coach L is ...

- the only coach to win two ACC Coach of the Year honors
- No. 2 in overall wins (118), overall winning percentage (.674), ACC victories (54), winning percentage in ACC games only (.614)
- tied for No. 2 in ACC Championships (1)
- No. 3 in wins in the ACC Tournament (7)

Coach L is one of two coaches who had ...

- an overall winning season each year
- at least four ACC winning seasons

Coach L is one of three coaches who ...

- had at least four NCAA Tournament victories
- won an ACC Championship
- posted at least four 20-win seasons
- won at least seven ACC Tournament games



UM COMMUNICATIONS

MBB Contact Amy (Woodruff) LaBrie
Associate Director of Communications
Work/Cell (305) 284-3241 / (813) 410-1194
E-mail LaBrie@miami.edu
Communications Assistant Kevin Ivany
Website www.HurricaneSports.com

2016-17 UM QUICK FACTS

Location Coral Gables, Fla.
Stadium Watsco Center (7,972)
Press Row 305-284-2111
Enrollment 16,188
Founded 1925
Colors Orange, Green, White
Nickname Hurricanes
Mascot Sebastian the Ibis
Conference Atlantic Coast
President Dr. Julio Frenk
Director of Athletics Blake James
Address 5821 San Amaro Drive
Coral Gables, FL 33146
Ticket Office Phone 1-800-GoCanes
Website HurricaneSports.com

2015-16 in Review

Overall Record 27-8
Home/Away/Neutral 15-1 / 6-5 / 6-2
ACC Record / Finish 13-5 / t-2nd
Letterwinners Returning / Lost 5 / 5
Starters Returning / Lost 2 / 3
Newcomers 5

Head Coach Jim Larrañaga
Alma Mater Providence, 1971
Record at UM 138-65 / 6th season
Overall Record 608-399 / 33rd season
ACC Record 64-40 (6th)
Assistants
Chris Caputo Westfield (Mass.) State, '02
Jamal Brunt Randolph-Macon, '03
Adam Fisher Penn State, '06, '09

HISTORY

First Season of Basketball 1926
Overall All-Time Record 1,010-735 (67)
Year UM Joined ACC 2004-05
All-Time ACC Record 107-109 (13)
NCAA Appearances Eight (8-8)
1960, 1998, 1999, 2000, 2002, 2008, 2013, 2016
Last NCAA Appearance Sweet 16, 2016
vs. Villanova
NIT Appearances 12 (11-12)
1961, 1963, 1964, 1995, 1997,
2001, 2005, 2006, 2009, 2011, 2015
Last NIT Appearance Championship Game
L, 66-64 (ot), vs. Stanford, 2015
ACC Regular Season Champions 1 / 2013
ACC Tournament Champions 1 / 2013

COMMUNICATIONS POLICIES

All interview requests for coaches or athletics department staff members must be approved and cleared by Amy LaBrie in the UM Communications office. Credential requests are taken via e-mail to LaBrie (LaBrie@miami.edu). Any misuse of credentials will result in removal from the Watsco Center and the permanent voiding of the credential. The UM locker room is closed at all times. For home games, Coach L and at least one Hurricane player will report to the media room for interviews following the opposing team's press conference.

BRUCE ALMIGHTY

In 70 total minutes against No. 9/6 North Carolina and No. 10/11 Duke, freshman Bruce Brown tallied 55 points, nine assists, eight rebounds, four blocks and four steals. He had 30 points, five assists, four rebounds, two blocks and two steals in 34 minutes against UNC and 25 points, four assists, four rebounds, two blocks and two steals in 36 minutes against Duke.

Against Duke, Brown shot 11 for 18 and had four assists, while his teammates shot just 11 for 40 with four assists combined. Brown scored or had the assist on nine of Miami's first 11 field goals.

HOME COURT ADVANTAGE IN THE ACC

Virginia Tech is 14-1 (6-1 ACC) at home this season while Florida State is 17-0 (8-0 ACC) on their home court. Of the top 10 teams in the ACC, only one (Virginia) has lost three or more ACC games at home. Those 10 teams are 64-13 at home in league action.

Miami has won 27 of its last 29 games at the Watsco Center, with a 14-2 mark this season, added to 13 straight victories in the 2015-16 campaign. In six seasons under Coach L, Miami is 77-22 overall at home, 40-7 in non-conference play at home and 38-15 in ACC action at home.

DUKE AT MIAMI - FEB. 25 - POSTGAME NOTES

Miami scored 55 points against Duke, including 40 in the paint and 10 at the free throw line ... Miami held Duke to 21 first-half points, tying the Blue Devils' season low, which they also had against Virginia on Feb. 15, 2017 ... In the second half, the Hurricanes once again stepped up on the defensive front, holding Duke to a season-low 29 points in the half and 50 for the entirety of the game. Earlier in the season, Duke was held to 35 points twice, most recently against Clemson on Feb. 11, while scoring a season low 64 points in that same game ... The Canes' defense held Duke's second-leading scorer, Jayson Tatum, scoreless in the first half and to just eight total points, 8.6 points below his season average of 16.6 ppg.

THE MIAMI-DUKE SERIES

Miami is now 5-3 overall against Duke in Coach Larrañaga's six seasons at Miami, including a 3-1 mark at home. With the win on Feb. 25 over No. 10/11 Duke, Miami is 4-1 overall and 2-0 at home against Duke when the Blue Devils are ranked in the AP top 10. The Canes also improved to 6-9 overall and 4-4 at home against top-10 teams under Coach L. Miami is now 11-22 under Coach L when entering a game as the underdog against an AP top-25 ranked team. The underdog Canes are 6-11 when the opponent is in the AP top 10, and 3-4 when the game is at home against an AP top-10 team.

COACH L AGAINST THE ACC

In Larrañaga's six seasons in the ACC, Miami has at least a .500 record against 11 league opponents. UM has a .500 record or better at home against 13 teams, and on the road against nine ACC squads.

DAVON REED
CANDIDATE FOR ALL-ACC TEAM
& ACC ALL-DEFENSIVE TEAM
Among ACC players (as of Feb. 23)
17th - Scoring
6th - Free throw percentage
7th - 3-pointers made per game
4th - Minutes played

Reed	ACC (16)	All (28)
PPG	15.9	15.2
RPG	5.0	4.6
APG	2.9	2.5
A/T	1.3	1.2
SPG	1.2	1.3
BPG	0.6	0.5
MPG	36.6	35.1
FG%	42.9	43.5
3FG%	39.8	40.0
FT%	84.6	82.8
20+ points	5	6
6+ rebounds	7	10
3+ assists	10	14
3FG Made	15	27



UM SINCE JOINING THE ACC IN 2004-05

Season	Overall	ACC W-L	ACC Rank/Seed	ACC Post Season
2004-05	16-13	7-9	t6 / 6	0-1 NIT 0-1
2005-06	18-16	7-9	t7 / 8	1-1 NIT 2-1
2006-07	12-20	4-12	12 / 12	1-1
2007-08	23-11	8-8	t5 / 5	1-1 NCAA 1-1
2008-09	19-13	7-9	t7 / 9	0-1 NIT 1-1
2009-10	20-13	4-12	12 / 12	2-1
2010-11	21-15	6-10	9 / 9	1-1 NIT 2-1
2011-12	20-13	9-7	t4 / 6	1-1 NIT 1-1
2012-13	29-7	15-3	1 / 1	3-0 NCAA 2-1
2013-14	17-16	7-11	10 / 10	1-1
2014-15	25-13	10-8	6 / 6	1-1 NIT 4-1
2015-16	27-8	13-5	2 / 3	1-1 NCAA 2-1
2016-17	20-8	10-6		

MIAMI PICKED NINTH IN ACC PRESEASON POLL

Miami was predicted to finish ninth out of 15 teams in the Atlantic Coast Conference this season, as announced by the league at the 55th annual Operation Basketball. Duke was picked to win the ACC, followed by North Carolina, Virginia and Louisville. Miami's all-time preseason poll breakdowns and finishes are as follows:

2015-16 - 5th - t-2nd	2009-10 - 10th - 12th
2014-15 - 10th - t-6th	2008-09 - 4th - t-7th
2013-14 - 12th - 10th	2007-08 - 12th - t-5th
2012-13 - 5th - 1st	2006-07 - 11th - 12th
2011-12 - 5th - t-4th	2005-06 - 7th - t-7th
2010-11 - 8th - 9th	2004-05 - 11th - t-6th

EXCEEDING EXPECTATIONS

In the past five years, Coach Jim Larrañaga's Canes have exceeded preseason expectations every campaign. Larrañaga is the only coach in the ACC to finish above the preseason poll predictions every season, and has the largest margin of surpassing those expectations.

TOTAL	2015-16	'14-15	'13-14	'12-13	AVG
Miami	2	4	2	4	3.0
Clemson	4	2	8	-3	2.75
Virginia	0	3	3	3	2.25
Virginia Tech	7	0	0	-2	1.25
Louisville	3	-1	N/A	N/A	0.5
Georgia Tech	1	-1	0	0	0.0
Wake Forest	-3	0	1	1	-0.25
Boston College	0	1	-6	4	-0.25
Syracuse	0	-3	0	N/A	-0.75
Pittsburgh	0	-5	1	N/A	-1.00
North Carolina	0	-3	-1	0	-1.00
NC State	-5	2	3	-4	-1.00
Duke	-2	-1	-2	0	-1.25
Notre Dame	-2	4	-8	N/A	-1.5
Florida State	-5	-2	0	-2	-2.25

Key: A fifth-place prediction and second-place finish = +3

COACH L AGAINST THE ACC

In Larrañaga's six seasons in the ACC, Miami has at least a .500 record against 11 league opponents.

UM has a .500 record or better at home against 13 teams, and on the road against nine ACC squads.

The Hurricanes have won a road game against all but two league opponents: Wake Forest (0-3) and Louisville (0-2).

	Overall	Home	Away	Neutral
Boston College	10-0	5-0	4-0	1-0
Clemson	5-2	4-0	1-2	--
Duke	5-3	3-1	2-2	--
Florida State	7-5	4-2	3-2	0-1
Georgia Tech	6-2	1-2	5-0	--
Louisville	1-3	1-1	0-2	--
North Carolina	5-4	2-2	2-2	1-0
NC State	6-5	2-2	3-2	1-1
Notre Dame	3-3	2-1	1-1	0-1
Pittsburgh	3-1	1-1	2-0	--
Syracuse	2-3	1-1	1-2	--
Virginia	3-5	2-1	1-3	0-1
Virginia Tech	10-3	5-1	2-2	3-0
Wake Forest	3-3	3-0	0-3	--



CANES VS. VIRGINIA TECH				TOTAL		3-PTS			FREE THROWS			REBOUNDS			PF	FO	A	TO	Blk	Stl	Pts	Avg		
Opponent	Date	GP-S	Min	FG	FGA	Pct	3FG	FGA	Pct	FT	FTA	Pct	Off	Def	Tot	Avg	PF	FO	A	TO	Blk	Stl	Pts	Avg
Brown	2-8-17	1-0	32	1	12	.083	0	5	.000	0	0	.000	0	5	5	5.0	3	0	4	2	0	1	2	2.0
Huell	2-8-17	1-1	14	1	5	.200	0	1	.000	1	2	.500	3	2	5	5.0	2	0	0	0	3	0	3	3.0
Izundu	2-17-16	1-0	1	0	0	.000	0	0	.000	0	0	.000	0	0	0	1.3	0	0	0	0	0	0	0	
	3-5-16	1-0	3	1	1	1.000	0	0	.000	0	0	.000	0	0	0	1.2	1	0	0	1	0	0	2	
	2-8-17	1-0	19	4	6	.667	0	0	.000	0	0	.000	1	0	1	1.0	2	0	1	0	1	0	8	
Izundu Total		3-0	23	5	7	.714	0	0	.000	0	0	.000	1	0	1	0.3	3	0	1	1	1	0	10	3.3
Lawrence	2-17-16	1-0	15	2	3	.667	1	1	1.000	0	0	.000	1	1	2	1.7	0	0	0	0	2	1	5	
	3-5-16	1-0	9	1	1	1.000	0	0	.000	0	0	.000	2	2	4	1.9	2	0	0	1	0	0	2	
	3-10-16	1-0	10	1	1	1.000	0	0	.000	2	2	1.000	0	2	2	1.9	1	0	1	1	0	0	4	
	2-8-17	1-0	29	5	7	.714	2	4	.500	0	0	.000	1	3	4	4.0	2	0	3	0	0	2	12	
Lawrence Total		4-0	63	9	12	.750	3	5	.600	2	2	1.000	4	8	12	3.0	5	0	4	2	2	3	23	5.8
Murphy	2-17-16	1-1	29	2	3	.667	0	0	.000	2	4	.500	2	8	10	5.8	2	0	0	1	1	1	6	
	3-5-16	1-1	31	4	5	.800	0	0	.000	1	2	.500	2	4	6	5.9	4	0	0	0	2	1	9	
	3-10-16	1-1	31	2	3	.667	0	0	.000	0	0	.000	1	4	5	5.9	5	1	1	0	1	1	4	
	2-8-17	1-1	29	5	6	.833	0	0	.000	0	1	.000	1	4	5	5.0	3	0	0	0	1	1	10	
Murphy Total		4-4	120	13	17	.765	0	0	.000	3	7	.429	6	20	26	6.5	14	1	1	1	5	4	29	7.3
Newton	2-18-15	1-0	5	0	0	.000	0	0	.000	0	0	.000	0	0	0	0.6	0	0	1	0	0	0	0	
	3-07-15	1-0	22	2	6	.333	0	1	.000	4	4	1.000	0	4	4	1.0	1	0	3	1	0	0	8	
	3-11-15	1-0	8	0	1	.000	0	0	.000	0	0	.000	0	3	3	1.0	1	0	0	3	0	1	0	
	3-10-16	1-0	29	3	7	.429	0	0	.000	4	6	.667	1	1	2	2.0	1	0	4	3	1	2	10	
	2-8-17	1-1	33	7	15	.467	0	1	.000	2	4	.500	0	4	4	4.0	3	0	1	5	0	1	16	
Newton Total		5-1	97	12	29	.414	0	2	.000	10	14	.714	1	12	13	2.6	6	0	9	12	1	4	34	6.8
Reed	12-08-13	1-1	32	4	10	.400	1	3	.333	1	2	.500	2	3	5	2.5	0	0	0	3	0	0	10	
	2-15-14	1-0	9	2	8	.250	1	6	.167	0	0	.000	1	1	2	1.9	3	0	0	0	0	0	5	
	3-12-14	1-0	22	5	8	.625	4	7	.571	0	0	.000	0	1	1	1.7	1	0	0	2	0	0	14	
	2-18-15	1-1	33	3	7	.429	0	3	.000	3	5	.600	1	2	3	3.1	2	0	5	2	0	1	9	
	3-7-15	1-1	30	1	3	.333	1	1	1.000	1	2	.500	1	4	5	3.3	3	0	2	1	2	2	4	
	3-11-15	1-1	36	4	8	.500	2	2	1.000	0	0	.000	1	3	4	3.3	1	0	1	2	1	1	10	
	2-17-16	1-1	31	3	6	.500	1	3	.333	5	6	.833	0	5	5	4.2	1	0	2	1	2	1	12	
	3-05-16	1-1	27	8	11	.727	2	5	.400	1	1	1.000	1	1	2	4.1	4	0	1	2	1	2	19	
	3-10-16	1-1	31	5	9	.556	2	4	.500	5	6	.833	0	1	1	4.0	3	0	0	1	0	3	17	
	2-8-17	1-1	34	4	8	.500	4	8	.500	6	6	1.000	1	2	3	3.0	2	0	6	2	0	1	18	
Reed Total		10-8	285	39	78	.500	18	42	.429	22	28	.786	8	23	31	3.1	20	0	17	16	6	11	118	11.8
Vasiljevic	2-8-17	1-0	10	2	5	.400	1	2	.500	0	0	.000	0	1	1	1.0	0	0	0	0	0	0	5	5.0

FACES IN THE CROWD

Miami's game against Duke brought out some heavy hitters: Former Miami Heat star Ray Allen, retired Yankee and UM trustee Alex Rodriguez, former Florida Governor Jeb Bush, Heat forward Chris Bosh, Heat owner Micky Arison and Duke alum Grant Hill called the game for CBS.

MURPHY FINISHING SENIOR SEASON STRONG

Redshirt senior Kamari Murphy is averaging 10.2 points and 6.8 rebounds in 33.7 minutes over the last six games, hitting 73.0 percent (27-37) from the field in those games. He has scored in double digits four of the last six outings and grabbed at least eight rebounds three times. He also recorded a double-double at Virginia (10p, 11r), his first since the ACC opener against NC State (11p, 10r). He has shot better than 62 percent in five of those six games.

In the previous 10 ACC games, he averaged 5.0 points and 8.0 rebounds in 29.0 minutes. He was 20-47 (42.6%) from the field in those 10 games. He had 11 points once, and shot better than 62 percent only once (4-of-4 at Syracuse).

PLAYING AS THE UNDERDOG

Miami is 11-22 under Coach Larrañaga when entering a game as the underdog against an AP top-25 ranked team. The Canes are 6-11 when the opponent is in the AP top 10, and 3-4 when the game is at home against an AP top-10 team.

RANKED OPPONENTS AHEAD FOR MIAMI

Both of Miami's final regular season games will be played against teams currently listed in national polls. The Canes, who are receiving votes in both

polls, travel to RV/- Virginia Tech (2/27) and No. 19/20 Florida State (3/4).

Of Miami's two remaining games, one is against Florida State (11-5), which is ranked above the Canes in the current ACC standings, and one is against Virginia Tech (9-7), which is ranked lower than Miami.

QUICK HITS - TEAM

Miami has made six or more shots from three in every ACC game but four (vs. Florida State, at Louisville, at Virginia, vs. Duke), after doing so in only eight of 12 non-conference outings.

For the season, the Canes have shot better than 45 percent in 17 games, and eight times in ACC play.

UM's defense has held opponents to shoot less than 31 percent from downtown in 14 games (seven in ACC).

Miami has forced double-digit turnovers in 20 outings. Twelve of Miami's 17 victories are by a double-digit margin.

REED SELECTED FOR POSTGRADUATE SCHOLARSHIP

Davon Reed is one of nine ACC student-athletes who will receive the Weaver-James-Corrigan Honorary Award. The postgraduate scholarship is awarded to selected student-athletes who intend to pursue a graduate degree following completion of their undergraduate requirements.

MIAMI VS. VIRGINIA TECH (20-13)

Home: 10-4 Away: 6-7
Neutral: 4-2 Under Coach L: 10-3
Since rebirth in 1985: 20-13

	UM Rank	VT Rank			
1/10/01			L	85-74	A
2/6/01			W	86-61	H
1/12/02	21/20	--	W	77-68	A
3/2/02	22/18	--	W	83-77	H
2/11/03			W	85-65	H
3/5/03			W	79-71	A
1/17/04			W	65-59	A
2/2/05			L	73-63	H
2/19/05			L	71-58	A
2/22/06			W	70-59	H
1/23/07	--	24/23	L	92-85	H
2/24/07			L	73-57	A
2/9/08			W	74-71	A
3/14/08			L	63-49	N
1/25/09			L	88-83	OT H
3/12/09			L	65-47	N
1/13/10	23	--	L	81-66	A
1/31/10			W	82-75	H
3/12/10			W	70-65	N
1/30/11			L	72-68	A
2/9/12			W	65-49	H
1/30/13	14/15	--	W	73-64	A
2/27/13	5/7	--	W	76-58	H
12/8/13			L	61-60	OT H
2/15/14			L	52-45	A
3/12/14			W	57-53	N
2/18/15			W	76-52	H
3/07/15			W	82-61	A
3/11/15			W	59-49	N
2/17/16	11/10	--	W	65-49	H
3/5/16	7	--	L	77-62	A
3/10/16	11	--	W	88-82	N
2/8/17			W	74-68	H

KAMARI MURPHY

ACC ALL-DEFENSIVE TEAM CANDIDATES

Murphy vs.	Points Allowed	FGM	3FGM
Young, Pitt	2	0-10	0-3
Tatum, Duke	8	4-16	0-7
Colson, ND	8	2-12	1-2
Mitiglou, WFU	5	2-5	0-3
Mahmoud, UofL	0	0-0	--
Stephens, GT	6	2-9	2-8
Meeks, UNC	5	1-3	--

REED vs.

Points Allowed	FGM	3FGM	
Kennard, Duke	11	3-8	1-3
Vasturia, ND	10	5-10	0-1
Henderson, NCST	8	2-6	2-6
Perrantes, Virginia	4	2-15	0-5

DAVON REED



SELLING OUT THE WATSCO CENTER

In just his fifth season in Coral Gables, Jim Larrañaga and Miami SOLD OUT the season ticket allotment for all home games last year at the Watsco Center. It was the first time in Miami athletics history a team sold out their season. And now, the arena is sold out in back-to-back seasons.

For two straight years, fans have bought over 5,500 season tickets, more than doubling the total number of season tickets sold in Larrañaga's first season in Coral Gables. When Coach L began his reign in Miami, fans bought 2,251 season tickets for the 2011-12 campaign. After a record-breaking season on the court in 2012-13, season tickets peaked at 3,674 for 2013-14, prior to this year's 5,750 mark.

Season Tickets per Year

2016-17: 5,750	2015-16: 5,500	2014-15: 3,427
2013-14: 3,674	2012-13: 2,372	2011-12: 2,251

FIRSTS UNDER JIM LARRAÑAGA AT MIAMI

First game: Nov. 11, 2011 vs. Tennessee Tech. W, 69-58.
First starting lineup: Malcolm Grant, Durand Scott, Garrigus Adams, Erik Swoope, Kenny Kadji.
First opening tip: Miami - Kenny Kadji.
First UM FG: 18:38, Durand Scott, 3-pointer.
First lead: 18:38, 3-0.

First halftime score: Tennessee Tech 32, Miami 27.
First win: Nov. 11, 2011. Miami 69, Tennessee Tech 58.
Attendance at first game: 3,600.
First loss: Nov. 25, 2011 at Ole Miss, 64-61 (OT).
First road win: Dec. 22, 2011 at Charlotte, 76-61.
First ACC game: Jan. 7, 2012 at Virginia, L, 52-51.
First ACC win: Jan. 18, 2012 vs. Clemson, 76-73.
First ACC regular season title: 2012-13.
First NIT championship game: April 2, 2015.

JIM LARRAÑAGA = PROGRAM CHANGER

In Coach L's Five Seasons at Miami ...

- ACC regular season & tournament championships
- .674 winning percentage
- Four 20-win seasons in five years
- Four postseason appearances with nine victories
- 15 ACC wins in 2013
- One All-American

Seven Seasons before Coach L at UM ...

- .561 winning percentage
- Best conference finish was fifth place
- One NCAA Tournament appearance
- Most ACC wins in a season was eight

In Coach L's 14 Seasons at George Mason ...

- .626 winning percentage
- 13 straight winning seasons
- A Final Four appearance
- Five trips to the NCAA Tournament
- Nine postseason appearances
- First national ranking
- First appearance in top 10
- First wins over top 10 teams
- Winningest coach in league history

Seven Seasons before Coach L at GMU...

- .340 winning percentage
- Seven straight losing seasons
- Zero postseason appearances
- Worst team in the CAA

SEBASTIAN THE IBIS



In 1926, the University of Miami adopted the Ibis as the official mascot for the University's athletic teams. Representing the leadership, courage, knowledge, strength and speed characteristics that our student-athletes portray. As the clouds become dark and a hurricane approaches, folklore maintains that other birds look to the Ibis for leadership. The Ibis uses its instinct to detect danger. It is the last sign of wildlife to take shelter before a hurricane hits, giving warning that danger is imminent. As the storm passes the Ibis is the first to reappear, a sign that clear skies are approaching.

CANES FACING HUNGRY TEAMS

Against Duke, Miami played its 11th ACC game against a team coming off of a loss. Miami (7-4) won at Syracuse, at Pitt, vs. Boston College, at NC State, vs. Virginia Tech, at Virginia and vs. Duke, but lost at Wake Forest, at Duke, vs. Florida State and at Louisville after the opponent had lost its previous game.

INDIVIDUAL NUMBERS AGAINST RANKED TEAMS

In Miami's eight games against AP top-25 teams this year, four Hurricanes are putting up stout numbers against the top teams in the nation. Bruce Brown leads all scorers with 15.3 ppg, followed by Ja'Quan Newton's 14.3 ppg and Davon Reed's 13.0 ppg. Kamari Murphy is pulling down 9.0 rpg in ranked matchups. A complete stat sheet against ranked teams is on page 10 of the notes.

Those ranked matchups include: at No. 4 Louisville, No. 9/6 North Carolina, No. 10/11 Duke, No. 15/16 Florida State, at No. 18 Duke, at No. 18/19 Virginia, No. 20 Notre Dame and vs. No. 21/22 Iowa State.

	PPG	APG	SPG	RPG	A/T	FG%	FT%
Brown	15.3	2.9	1.5	5.5	0.9	49.4	78.3
Newton	14.3	1.7	1.1	4.0	0.5	44.6	75.0
Reed	13.0	1.8	1.1	5.3	0.7	34.7	81.3

REED NAMED TO CoSIDA ACADEMIC ALL-DISTRICT TEAM

Senior Davon Reed was one of five student-athletes named to the CoSIDA Academic All-District 4 Team and is now eligible for Academic All-America honors. The award recognizes the nation's top student-athletes for their combined performances athletically and in the classroom.

LUCKY SEVENS FROM LONG RANGE

Miami has made at least seven shots from long range in 118 of Larrañaga's 204 games at UM. The Canes are 92-26 when making at least seven from 3-point range. This season, Miami is 10-3 when hitting seven from deep. 2015-16: 17-3; 2014-15: 18-5; 2013-14: 9-6; 2012-13: 19-3; 2011-12: 19-6.

CANES NEED 70 POINTS

This season Miami is 17-1 overall and 8-1 in ACC play when scoring 70+ points. UM has scored fewer than 60 points in five of its eight losses.

IZUNDU ADDING DEPTH FOR CANES

Sophomore Ebuka Izundu recorded 16 points, six rebounds, a block and a steal in 27 minutes at NC State on Feb. 4, sparking his season offensively. Since that game, Izundu has had eight points against both Virginia Tech and Louisville, and 12 vs. Clemson. Prior to the game against the Wolfpack, Izundu totaled 13 points, 28 rebounds (3.1/g), six blocks (0.7/g) and had no steals in the first nine ACC games of the season. He was 6-of-16 from the field and 1-of-4 at the line in the first nine league outings. As a rookie, Izundu totaled 10 points, two rebounds, two blocks and two steals in his six ACC appearances.

DAVON REED STEPS UP IN ACC PLAY

Senior guard Davon Reed has improved his stats tremendously from the non-conference to ACC action. In 16 ACC outings, he has scored 17+ points nine times, after doing so just five times in 12 non-conference outings. He is hitting 2.6 shots from long distance per game in ACC play after just 2.3 per game in non-league games.

	PPG	3FGM/g	APG	MPG	17+pts	3+asts
ACC (16)	15.9	2.6	2.9	36.6	9	11
Non-Conf. (12)	14.2	2.3	1.9	33.1	5	4

CANES IN NATIONAL STATS

Miami is ranked in the top 100 in 11 NCAA statistical categories, through games as of Feb. 22. The Canes are ninth in fewest fouls, 24th in scoring defense (63.7), No. 31 in rebound margin (5.8) and No. 49 in field goal percentage defense (41.1%). UM is also No. 83 in 3-point FG percentage (32.9%) and No. 91 in FG percentage (46.2%). A complete list of national stats is on page seven of the notes.

FRESHMAN RECORDS - GAME - SINCE 2004-05

Points		
30	Bruce Brown vs. North Carolina	01/28/17
Field Goals Made		
11	2x, last Bruce Brown vs. Duke	02/25/17
Field Goal Attempts		
18	3x, last Bruce Brown vs. Duke	02/25/17
Field Goal Pct, min. 7 made		
1.000 (8-8)	Reggie Johnson vs. Wake Forest	03/11/10
3-Point Field Goals Made		
6	2x, last DJ Vasiljevic at Syracuse	01/04/17
3-Point FG Attempts		
12	2x, last DJ Vasiljevic at Syracuse	01/04/17
3-Pt FG Pct, min. 4 made		
1.000 (5-5)	James Palmer at Virginia Tech	03/07/15
Free Throws Made		
10	Bruce Brown vs. North Carolina	01/18/17
Free Throw Attempts		
13	Bruce Brown vs. North Carolina	01/18/17
FT Pct, min. 8 made		
.800 (8-10)	2x, last Reggie Johnson vs. Duke	03/13/10
Rebounds		
14	Dwayne Collins vs. Virginia	02/21/07
Assists		
10	2x, last Bruce Brown vs. SC State	12/06/16
Steals		
6	2x, last Shane Larkin at North Carolina	01/10/12
Blocked Shots		
5	Dwayne Collins vs. Mississippi St.	12/11/06
Minutes		
41	Shane Larkin vs. Maryland	02/01/12

CAREER TRIPLE-DOUBLES

Bruce Brown	
11p 11r 10a	vs. SC State, 12-6-16

CAREER DOUBLE-DOUBLES

Bruce Brown	
11p 11r 10a	vs. SC State, 12-6-16
14p 12r	vs. George Washington, 12-22-16
Kamari Murphy	
10p 11r	at #18 Virginia, 2-20-17
11p 10r	vs. NC State, 12-31-16
14p 10r	vs. Wofford, 12-3-16
11p 13r	vs. Buffalo, 3-17-16
10p 10r	at Texas (at OSU)
Davon Reed	
10p 12r	vs. Buffalo, 3-17-16
10p 12r	at Richmond, 3-24-15

CAREER 30-POINT GAMES

Bruce Brown	
30	vs. North Carolina, 1-28-17

CAREER 20-PLUS POINT GAMES

Bruce Brown	
30	vs. North Carolina, 1-28-17
25	vs. Duke, 2-25-17
Ja'Quan Newton	
23	vs. Boston College, 1-27-17
22	vs. Columbia, 12-28-16
21	vs. NC State, 12-31-16
21	vs. #21/22 Iowa State, 11-25-16
20	vs. Stanford, 11-24-16
20	vs. Charleston, 12-19-15
Davon Reed	
26	at NC State, 2-4-17
24	at Wake Forest, 1-18-17
21	vs. Georgia Tech, 2-15-17
21	vs. Notre Dame, 1-12-17
21	vs. FAU, 12-16-16
21	vs. Virginia, 2-22-16
20	vs. NC State, 12-31-16



KENPOM.COM - MIAMI VS. VIRGINIA TECH

Category	Offense (rank)	Def. (rank)	D-I Avg.
UM Adj. Efficiency	112.7 (51)	94.9 (25)	105.0
VT Adj. Efficiency	117.0 (28)	102.3 (115)	
UM Effective FG%	52.0 (108)	46.7 (37)	50.5
VT Effective FG%	57.0 (7)	50.7 (180)	
UM Turnover %	19.8 (257)	18.3 (195)	18.7
VT Turnover %	17.4 (87)	17.0 (279)	
UM 3FG %	36.4 (116)	32.9 (74)	35.1
VT 3FG%	40.6 (6)	36.1 (237)	
UM SOS	Overall 40	Non-Conference 272	
VT SOS	Overall 46	Non-Conference 337	
UM Bench minutes	25.2% (314)	Exp. 1.45 yrs (266)	
VT Bench minutes	26.6% (298)	Exp. 1.9 yrs (113)	

REED SERVING AS MARKETING INTERN

Senior Davon Reed will graduate in May with a degree in sports administration with a minor in marketing and communications. Since June of 2016, Reed has been an intern in the athletics marketing department, assisting the execution of strategic marketing planning for athletics programs with a focus on increasing attendance, game atmosphere and fan experience at Hurricane athletics events.

BROWN FINDING HIS TOUCH FROM LONG RANGE

Freshman Bruce Brown is knocking down 3-pointers at a 42.3 percent clip in the past 18 games, after hitting only 20.8 percent of his threes in the first 10 games. Since the game against GW, Brown has drained 22-of-52 from long range. Prior to GW, Brown was 5-of-24 from distance.

NEW ROLES FOR THE HURRICANES

Of Miami's nine available scholarship players, four are freshmen who did not play for UM last season, and only three of the returners played significant minutes for the Canes.

Miami's lack of experience not only equates to minutes played, but also to experience at their current position. Every player on the team has a new role this season, except senior forward Kamari Murphy. Ja'Quan Newton was the 2015-16 sixth man, and is now the Canes' starting point guard. Davon Reed was a third option offensively as a junior, but is now a primary option.

Returners - MPG in 2016-17 / MPG in 2015-16

Newton - 32.0 / 22.7 Reed - 35.1 / 28.8
Lawrence - 25.7 / 12.0 Murphy - 29.1 / 24.9
Izundu - 13.0 / 5.3

Newcomers - MPG in 2016-17 / MPG in 2015-16

Brown - 32.0 / DNP Vasiljevic - 17.1 / DNP
Huell - 18.3 / DNP Miller - 3.7 / DNP

PRO CANES

James Jones	Cleveland Cavaliers
Sheldon McClellan	Washington Wizards
Jimmy Graham	Seattle Seahawks
Erik Swoope	Indianapolis Colts
Trey McKinney Jones	Fort Wayne Mad Ants (D-League)
Garrus Adams	Le Havre (France)
Rion Brown	Katja Basket (Finland)
Ivan Cruz Uceda	Cafes Candelas Breogan Lugo (Spain)
Guillermo Diaz	San Lorenzo de Almagra (Argentina)
Julian Gamble	Telekom Baskets Bonn (Germany)
Malcolm Grant	KK Tajfun Sentjur (Slovenia)
Tonye Jekiri	Bandirma Kirmizi (Turkey)
Reggie Johnson	Mono Vampire Bangkok (Thailand)
DeQuan Jones	Lille Metropole Basket (France)
Kenny Kadji	Trabzonspor Medical Park Basketbol (Turkey)
Donnavan Kirk	Fukuoka Rizing (Japan)
Shane Larkin	Saski Baskonia Vitoria (Spain)
Angel Rodriguez	Cholet (France)
Durand Scott	Enel Basket Brindisi (Italy)

MIAMI'S INDIVIDUAL STAT RANKINGS IN ACC GAMES

Through games as of Feb. 25, four Hurricanes are ranked in ACC stats (conference games only), including Bruce Brown, Kamari Murphy, Ja'Quan Newton and Davon Reed.

Bruce Brown

Steals - 67th - 1.4/g

Kamari Murphy

Off. Rebounds - 8th - 2.4

Rebounding - 7th - 7.6/g

Def. Rebounds - 9th - 5.1

Ja'Quan Newton

Scoring - 25th - 14.1/g

Davon Reed

Minutes Played - 4th - 36.5/g

Scoring - 17th - 15.9/g

3-Point FG Made - 8th - 2.56

FT% - 7th - 84.6

WHAT'S TRENDING, INDIVIDUALLY

Freshman guard Bruce Brown has scored in double digits in eight of the last 13 outings, including his 30 points against UNC and 25 against Duke. He has grabbed at least four rebounds in 24 of 28 games, has eight-or-more in seven outings and pulled down double-digit boards in two contests. He has at least two assists in 21 contests, with five-plus in 11 outings.

Freshman Dewan Huell has scored in 15 straight games and has a rebound in 13 straight outings.

Sophomore Ebuka Izundu has multiple rebounds in all but three games this season. Izundu has scored eight-plus points in four of the last seven outings.

Sophomore guard Anthony Lawrence, Jr., has swiped at least one steal in each game but nine, and had three-or-more in six outings. He has hit a 3-pointer in 16 games.

Redshirt senior forward Kamari Murphy has recorded a trio of double-doubles (vs. Wofford, vs. NC State, at Virginia). He has pulled down double-digit boards in eight outings. He has a block in 10 of the last 15 games. He has scored double digit points in four of the last six games.

Junior point guard Ja'Quan Newton has recorded five 20-point games this season. He has scored 11-plus points in every game but four (WFU-9, FAU-8, Syracuse-8, Duke-7). Newton has three steals in a trio of games and has dished out three-or-more assists in 14 outings. He has made at least one free throw in every game but two (GW and Pitt).

Senior guard Davon Reed has scored in double digits 23 times this season, including 20 of the last 24 games. He has scored 20-plus in six outings this season. He has grabbed five-plus rebounds in 13 games. Reed has hit at least one shot from long range in every game but vs. Duke, with multiple threes in 19 contests, led by seven at NC State and five at Duke and FAU. He has multiple threes in 15 of the last 20 games. He has three-plus assists in 14 games.

Freshman DJ Vasiljevic has drained three or more shots from 3-point range in six games and has hit a three in all but six outings (Florida, Rutgers, FAU, Duke, NC State, Duke).

LARRAÑAGA WINS 600TH CAREER GAME

Coach Jim Larrañaga won his 600th career game at Pittsburgh on Jan. 14. In 33 seasons as a head coach, Larrañaga's 600 wins place him at 47th in all-time NCAA victories and 14th among active coaches (as of games through Jan. 12). Of those 14, five are in the Naismith Memorial Basketball Hall of Fame, including four from the Atlantic Coast Conference. In his career, Coach L has won 27 games at American International, 170 at Bowling Green, 273 at George Mason and 138 at Miami. He is one of 15 coaches all-time with 100 or more wins at three D-I schools, four of whom are actively coaching.

REED IN MIAMI'S CAREER RECORD BOOKS

In his fourth year at The U, senior Davon Reed is making his way into the UM career record books. Reed is currently seventh in 3-point field goals made (191), fifth in consecutive games with a 3-point field goal made (27) and sixth in minutes played (3,496).

3-POINT FIELD GOALS MADE, CAREER

1. Jack McClinton, 2006-09	286
6. Adrian Thomas, 2005-11	204
7. Davon Reed, 2013-p	191

CONSECUTIVE GAMES WITH 3-POINT FG MADE, CAREER

1. Malcolm Grant, 2011-12	35
Jack McClinton, 2008-09	35
4. Jack McClinton, 2007-08	30
5. Davon Reed, 2016-17	27

GAMES STARTED, CAREER*

1. Durand Scott, 2009-13	125
9. Mario Bland, 1998-00	97
10. Davon Reed, 2013-p	94

GAMES PLAYED, CAREER

1. Tonye Jekiri, 2012-16	139
6. Anthony King, 2003-08	126
7. Davon Reed, 2013-p	126

MINUTES PLAYED, CAREER*

1. Durand Scott, 2009-13	4,238
5. Robert Hite, 2002-06	3,566
6. Davon Reed, 2013-p	3,496

COACHING COORDINATORS FOR MIAMI

Miami's assistant coaching staff is set up in a coordinator system, with Jamal Brunt as the offensive coordinator, Chris Caputo manning the defense and Adam Fisher handling the scout for every opponent. James Johnson is the dean of discipline.

CANES VS. OPPONENT IN NATIONAL STATS (as of 2/25)

Category	Miami Rank	Actual	VT	Actual
Fewest Fouls	7	422	18	443
Personal Fouls Per Game	14	15.6	33	16.4
Scoring Defense	24	63.7	219	73.8
Rebound Margin	28	5.8	270	-2.1
FG Percentage Defense	49	41.1	198	44.1
Won-Lost Percentage	56	70.4	56	70.4
Scoring Margin	59	7.8	92	5.0
Three Pt FG Defense	84	32.9	238	36.0
Blocked Shots Per Game	86	4.1	221	3.0
Field-Goal Percentage	89	46.2	21	48.5
Off. Rebounds Per Game	104	11.56	328	7.59
Total Blocks	105	110	235	80
Free-Throw Percentage	108	72.2	112	72.1
Fewest Turnovers	113	352	47	326
Three-Point FG Percentage	115	36.4	18	39.8
Total Rebounds Per Game	117	36.96	295	33.19
Steals Per Game	154	6.4	339	4.0
Turnovers Per Game	157	13.0	81	12.1
Total Steals	165	174	344	109
Def Rebounds per Game	167	25.41	149	25.59
Total Rebounds	196	998	310	896
Scoring Offense	221	71.6	61	78.8
Free Throws Made	237	377	129	427
Turnover Margin	244	-1.0	181	-0.1
Assist Turnover Ratio	254	0.93	55	1.26
Three-Point FG Per Game	257	6.5	71	8.7
Assists Per Game	262	12.2	75	15.2
Free Throw Attempts	265	522	153	592
Turnovers Forced	270	12.07	277	12.00
Total 3-point FGM	271	175	94	235
Total Assists	281	329	117	411
3-pt Field Goal Attempts	309	481	170	590



LARRAÑAGA AND CAPUTO TOGETHER 15 YEARS

This season head coach Jim Larrañaga and associate head coach Chris Caputo begin their 15th season on sidelines together, dating back to their time at George Mason University. Caputo started on Coach L's staff as the video coordinator for the 2002-03 season, and along the way, the native of Elmhurst, N.Y., was an assistant coach and is now the associate head coach for the Hurricanes. Caputo helped the 2006 GMU team to the NCAA Final Four and has made five total NCAA Tournament appearances with Larrañaga. Both Caputo and Larrañaga attended Archbishop Molloy High School (N.Y.) and played for legendary head coach Jack Curran.

LARRAÑAGA CONTRACT EXTENDED THROUGH 2022

The University of Miami extended Coach Jim Larrañaga's contract through May 31, 2022, Director of Athletics Blake James announced in September 2014. Larrañaga first signed a five-year contract in April 2011, then was granted a three-year extension in 2012.

MIAMI BOASTS THREE TOP 15 WINNINGEST COACHES

Miami is the only FBS school with head coaches in football, men's basketball and baseball that rank among the 15 winningest active coaches in their respective sports. Basketball coach Jim Larrañaga is No. 14 with 608 wins, football coach Mark Richt is No. 10 with 154 victories and baseball coach Jim Morris is third with 1,535 games won.

ROOKIE MCCLELLAN SIGNS WITH WIZARDS

In June, former Cane Sheldon McClellan signed a partially guaranteed contract with the Washington Wizards, and on the NBA's opening day, the NBA rookie played in his first professional game. The contract of McClellan became fully guaranteed for the Wizards in January, locking in the undrafted rookie for the rest of the season.

McClellan made his first NBA start on Nov. 12 vs. Chicago, in just his fifth professional game played. Against the Bulls, he scored 15 points in 35 minutes played. "Mac" is averaging 3.0 points per game and hitting 36.5 percent from the field in his 10.6 minutes per game.

REED TABBED TO NABC HONORS COURT

Senior Davon Reed was tabbed to the National Association of Basketball Coaches (NABC) 2015-16 NABC Honors Court, recognizing those student-athletes who excelled in academics during the past season.

WAARDENBURG ADDED TO CANES SQUAD

New Zealand native Sam Waardenburg has signed a grant-in-aid agreement with the University of Miami men's basketball team. Waardenburg, a forward from Henderson, New Zealand, has joined and is practicing with the team, but is expected to begin competition with the Hurricanes for the 2017-18 season.

CANES HOOPS PLAYERS IN THE NFL

Two former Hurricane basketball student-athletes made moves in the NFL this season. Jimmy Graham played his second season with the Seattle Seahawks and Erik Swoope played his first season with the Indianapolis Colts after being on the practice squad for two years. Graham, who played one season of football at Miami, recorded 923 yards and six touchdowns on 65 receptions for the Seahawks this season. Swoope, who never played organized football prior to his NFL career, tallied 297 yards and one touchdown from 15 receptions in his first season on an active roster in the pros.

MILESTONES FOR THE CANES

600 Victories - Coach Larrañaga recorded his 600th career win on Jan. 14 at Pitt. With 600 wins, he is one of five ACC coaches with 600 victories, and the other four men are in the Basketball Hall of Fame.

1,000 Games Overall, 200 at Miami - Coach Larrañaga opened the 2016-17 season just 21 shy of 1,000 career games coached. Miami's 21st game of the season was vs. Florida State on Feb. 1. Prior to Miami, he coached 53 games at American International, 314 at Bowling Green and 437 at George Mason. Miami's game against Georgia Tech was Coach L's 200th career game at UM.

100 Blocks - With one swat against Syracuse, redshirt senior Kamari Murphy recorded his 100th career block. He had 61 at Oklahoma State before coming to Miami as a junior.

1,000 Points - In his 109th game at The U, senior guard Davon Reed scored 17 points against George Washington, solidifying his name in Miami's 1,000-point club. He is the 37th Hurricane to score 1,000 points.

100 Games - Seniors Kamari Murphy and Davon Reed each played in their 100th career game at North Florida on Nov. 16, 2016. Murphy, a redshirt senior, played in 66 games at Oklahoma State before coming to Miami as a junior. All of Reed's games are at UM.

1,000 Program Wins - With a 78-67 win over Columbia on Dec. 28, 2016, the University of Miami men's basketball program earned its 1,000th program victory. Current Coach

Jim Larrañaga has helped UM to both its 900th victory, a 73-58 win over Hawaii on Dec. 22, 2012, and the 1,000th win, over Columbia.

LARRAÑAGA GRADUATES CANES

All four Hurricane seniors graduated from Miami following the 2015-16 campaign. In May 2015 Sheldon McClellan earned his bachelor of liberal arts degree and in December Angel Rodriguez earned his bachelor's of education degree with a major in sports administration and a minor in sociology, the same degree Ivan Cruz Uceda and Tonye Jekiri both completed in May. Now all four men are playing professional basketball, with McClellan in the NBA (Wizards) and Rodriguez (France), Jekiri (Turkey) and Cruz Uceda (Spain) all overseas.

NAVY SEALS TRAINING

The Miami basketball team went through a two-day training session with the Navy SEALs on the UM campus in late August. The team worked out on both the land and in the swimming pool. Check out the highlight video here: https://youtu.be/V CZ_9tFVR0.

2016-17 STARTERS BY GAME

WCU	Newton	Lawrence	Reed	Izundu	Murphy
UNF	Newton	Lawrence	Reed	Izundu	Murphy
Penn	Newton	Brown	Reed	Lawrence	Murphy
Stanford	Newton	Lawrence	Reed	Izundu	Murphy
Iowa St.	Newton	Lawrence	Reed	Izundu	Murphy
Florida	Newton	Brown	Reed	Lawrence	Murphy
Rutgers	Newton	Brown	Reed	Huell	Murphy
Wofford	Newton	Brown	Reed	Huell	Murphy
SC State	Newton	Brown	Reed	Huell	Murphy
FAU	Newton	Brown	Reed	Huell	Murphy
GWU	Newton	Brown	Reed	Huell	Murphy
Columbia	Newton	Brown	Reed	Huell	Murphy
NC State	Newton	Brown	Reed	Huell	Murphy
Syracuse	Newton	Brown	Reed	Huell	Murphy
ND	Newton	Brown	Reed	Huell	Murphy
Pitt	Newton	Brown	Reed	Huell	Murphy
WFLU	Newton	Brown	Reed	Huell	Murphy
Duke	Newton	Brown	Reed	Huell	Murphy
BC	Newton	Brown	Reed	Lawrence	Murphy
UNC	Newton	Brown	Reed	Lawrence	Murphy
FSU	Newton	Brown	Reed	Lawrence	Murphy
NCST	Newton	Brown	Reed	Huell	Murphy
VT	Newton	Brown	Reed	Huell	Murphy
UofL	Newton	Brown	Reed	Huell	Murphy
GT	Izundu	Brown	Reed	Lawrence	Murphy
Clemson	Izundu	Brown	Reed	Lawrence	Murphy
Virginia	Izundu	Brown	Reed	Lawrence	Murphy
Duke	Izundu	Brown	Reed	Lawrence	Murphy

RECORD BY STARTING LINEUP

Newton, Brown, Reed, Huell, Murphy	10-5
Newton, Brown, Reed, Lawrence, Murphy	3-2
Newton, Reed, Lawrence, Murphy, Izundu	3-1
Brown, Reed, Lawrence, Murphy, Izundu	4-0

MIAMI INDIVIDUAL HIGHS	
Points	30, Bruce Brown, vs. North Carolina, 1/28
Field Goals Made	11, Bruce Brown, vs. Duke 2/25
Field Goal Attempts	18, Bruce Brown, vs. Duke 2/25
3-Point FG Made	7, Davon Reed, at NC State, 2/4
3-Point FG Attempts	12, DJ Vasiljevic, at Syracuse, 1/4
Free Throws Made	10, Bruce Brown, vs. North Carolina, 1/28
Free Throw Attempts	13, Bruce Brown, vs. North Carolina, 1/28
Rebounds	15, Kamari Murphy, at Duke, 1/21
Assists	12 (2x), last Bruce Brown, vs. George Washington, 12/22
Blocks	3 (10x), Last by Dewan Huell, vs. Virginia Tech, 2/8

OPPONENT INDIVIDUAL HIGHS	
Points	31, Dennis Smith Jr., at NC State, 2/4
Field Goals Made	10, Dennis Smith Jr., at NC State, 2/4
Field Goal Attempts	20, Luke Kennard, vs. Duke 2/25
3-Point FG Made	5, Dennis Smith Jr., at NC State, 2/4
3-Point FG Attempts	10 (2x), Deng Adel, at Louisville, 2/11
Free Throws Made	9, John Collins, at Wake Forest, 1/18
Free Throw Attempts	10, Kasey Hill, vs. Florida, 11/27
Rebounds	12, Amile Jefferson, at Duke, 1/21
Assists	10, John Gillon, at Syracuse, 1/4
Blocks	5, Omer Yurtseven, at NC State, 2/4

MIAMI HIGHS	
Points	94, at North Florida, 11/16
Points/Half	51 (2nd), vs. Western Carolina, 11/11
Field Goals Made	37, at North Florida, 11/16
Field Goal Att.	68, at North Florida, 11/16
Field Goal Pct.	55.6, at Pittsburgh, 1/14
3-Point FG Made	11 (2x), last at NC State, 2/4
3-Point FG Att.	26, at Syracuse, 1/4
Free Throws Made	24 (2x), vs. North Carolina, 1/28
Free Throw Att.	36, vs. Western Carolina, 11/11
Rebounds	52, vs. Western Carolina, 11/11
Assists	24, vs. South Carolina State, 12/6
Steals	11, vs. Penn, 11/19
Blocks	12, vs. Notre Dame, 1/12
Turnovers	20, vs. Columbia, 12/28
Bench Points	39, at North Florida, 11/16
Victory Margin	49, vs. Western Carolina, 11/11

OPPONENT HIGHS	
Points	96, at Wake Forest, 1/18
Points/Half	55 (2nd), vs. Boston College, 1/25
Field Goals Made	30, at Wake Forest, 1/18
Field Goal Att.	67 (2x), last vs. Notre Dame, 1/12
Field Goal Pct.	57.7, at Wake Forest, 1/18
3-Point FG Made	11 (2x) last at Louisville, 2/11
3-Point FG Att.	33, vs. Western Carolina, 11/11
Free Throws Made	27, at Wake Forest, 1/18
Free Throw Att.	33, at Wake Forest, 1/18
Rebounds	46, vs. Duke 2/25
Assists	18, vs. Columbia, 12/28
Steals	11, vs. Florida State, 2/1
Blocks	11 (2x), at NC State, 2/4
Turnovers	21, vs. Penn, 11/19
Bench Points	35, at North Florida, 11/16
Victory Margin	18, vs. Florida State, 2/1

MIAMI LOWS	
Points	54, at Virginia, 2/20
Points/Half	20 (1st half), at Virginia, 2/20
Field Goals Made	15, at Virginia, 2/20
Field Goal Att.	38, vs. Georgia Tech, 2/15
Field Goal Pct.	36.0, vs. Iowa State, 11/25
3-Point FG Made	1, vs. Duke 2/25
3-Point FG Att.	8, vs. Duke 2/25
Free Throws Made	2 (2x), last at Pittsburgh, 1/14
Free Throw Att.	3, at Pittsburgh, 1/14
Rebounds	26 (2x), last vs. Florida State, 2/1
Assists	5, vs. Florida State, 2/1
Steals	3 (2x), at Wake Forest, 1/18
Blocks	1 (2x), last vs. Florida State, 2/1
Turnovers	6, vs. George Washington, 12/22
Bench Points	0, at Duke, 1/21
Victory Margin	1, vs. Boston College, 1/25

OPPONENT LOWS	
Points	43, vs. Western Carolina, 11/11
Points/Half	14 (1st), vs. South Carolina State, 12/6
Field Goals Made	16, at Virginia, 2/20
Field Goal Att.	44, at Syracuse, 1/4
Field Goal Pct.	25.4, vs. Western Carolina, 11/11
3-Point FG Made	3 (6x), last at Virginia, 2/20
3-Point FG Att.	9, vs. Florida, 11/27
Free Throws Made	2 (2x), vs. Georgia Tech, 2/15
Free Throw Att.	3 (2x), vs. Georgia Tech, 2/15
Rebounds	17, vs. Georgia Tech, 2/15
Assists	6, vs. South Carolina State, 12/6
Steals	2 (2x), last vs. North Carolina, 1/28
Blocks	1 (7x), last vs. Clemson, 2/18
Turnovers	6, vs. Notre Dame, 1/12
Bench Points	2, at NC State, 2/4
Victory Margin	5 (2x), at Louisville, 2/11



2017-18 ROSTER HAS SIX TOP-100 RECRUITS

Miami has signed three ESPN Top 100 recruits for the class of 2017, including No. 18 Lonnie Walker from Reading, Pa., No. 46 Chris Lykes from Bowie, Md., and No. 92 Deng Gak from Blairstown, N.J.

The 2017 trio will join current ESPN Top 100 Hurricanes Bruce Brown (No. 26 in 2016), Dewan Huell (No. 28 in 2016) and Ja'Quan Newton (No. 58 in 2014) in the fall of 2017. In just six seasons at The U, Larrañaga has recruited six of Miami's 11 ESPN Top 100 players since 2007.

ESPN Top 100 Players on 2017-18 Roster

18 Lonnie Walker - 2017 26 Bruce Brown - 2016
46 Chris Lykes - 2017 28 Dewan Huell - 2016
92 Deng Gak - 2017 58 Ja'Quan Newton - 2014

Miami's ESPN Top 100 Players, Since 2007

18 Lonnie Walker - 2017 53 Edwin Rios - 2007
26 Bruce Brown - 2016 58 Ja'Quan Newton - 2014
28 Dewan Huell - 2016 83 Garrius Adams - 2009
28 DeQuan Jones - 2008 88 Donnivan Kirk - 2009
43 Durand Scott - 2009 92 Deng Gak - 2017
46 Chris Lykes - 2017

- Recruits under Coach L are in italics

BROWN RECORDS PROGRAM'S SECOND TRIPLE-DOUBLE

Freshman guard Bruce Brown recorded a triple-double with 11 points, 11 rebounds and 10 assists against South Carolina State on Dec. 6. It was the second triple-double in program history at Miami, the 11th in the NCAA this season, fourth by a Power 6 player, second by a freshman (De'Aaron Fox, Kentucky) and the 23rd in ACC history.

In 2004, Miami's Anthony King recorded the school's first triple-double with 11 points, a school-record 13 blocks and 10 rebounds against FAU.

LARRAÑAGA ONE OF THE BEST

All stats below are prior to the 2016-17 season.

Among active coaches, Jim Larrañaga is the 11th-winningest coach in the country at major schools with 588 victories, and is ranked No. 42 on the list of all-time winningest coaches at major schools. Among the seven ACC coaches with five-plus years in the league, in their first five years at their current school, Coach L is second in overall wins (118), overall winning percentage (.674), ACC victories (54), winning percentage in ACC games only (.614). Among all-time ACC coaches (includes only seasons coaching at ACC schools during years as ACC member), Coach L is ranked No. 25 all-time in ACC wins and No. 29 all-time in overall wins, in just five years in the league. He is ninth all-time in winning percentage in ACC games only (.614).

MIAMI BASKETBALL - THE EARLY YEARS

The University of Miami basketball program was dormant for 14 years from 1971-1985. In 1983 Director of Athletics Sam Jankovich announced the resurrection of men's basketball at Miami, with the reinstatement vote by the UM Board of Trustees on Oct. 12, 1983. Head coach Bill Foster was hired March 21, 1984, adding assistants Clint Bryant, Seth Greenberg and Cesar Odio by July 1. On Oct. 15, 1984 the first men's basketball practice in 12 years was held on the patio in the center of campus, viewed by more than 200 students. Miami defeated The Citadel, 85-77, on Nov. 22, 1985, in the first game of

the new era of UM basketball. Tim Harvey was the staff's first recruit, a 6-10, 240-pound center from Plainfield, N.J., who transferred from Georgia Tech.

GRADUATION RATE ABOVE NATIONAL AVERAGE

UM student-athletes posted a Graduation Success Rate (GSR) of 90 percent, the NCAA announced in November. The figures released by the NCAA show that the Hurricanes are above the national average of 84 percent. Miami's GSR rate is tied for 15th among Football Bowl Subdivision (FBS) institutions. The men's basketball team posted a GSR score of 91 percent, which is above the national average, and is tied for 18th among FBS schools.

BECKNER NAMED ACC BASKETBALL LEGEND

Forward Wayne Beckner (1962-65) has been named Miami's 2017 ACC Basketball Legend. Beckner served as the Hurricanes' team captain for both the 1963-64 and 1964-65 seasons. The 6-foot-5-inch Flora, Ind., native finished his collegiate career with 960 points, 386 field goals made and 538 rebounds. Beckner was a career 83 percent free-throw shooter, and his Miami tenure included a game in which he connected on 18 field goal attempts (versus Tampa in 1965) and another in which he pulled down 24 rebounds (versus Rollins in 1963). Beckner averaged 18.3 points per game and 8.2 rebounds per game for the 1964-65 season, helping to lead the Hurricanes to a 22-4 record. Miami earned postseason appearances in the NIT in both Beckner's sophomore and junior seasons.

STEVE EDWARDS TO BE INDUCTED INTO UM SHOF

University of Miami Sports Hall of Fame has announced its class of 2017 inductees, which includes Steve Edwards, who played basketball at Miami from 1992-96. One of the most prolific long-range shooters in Miami history, Edwards still ranks second in the record books with 265 career 3-point field goals, a mark that is still the BIG EAST Conference record. Edwards, a two-time honoree as "Mr. Basketball" in the state of Florida, was named to the conference all-freshman team in his first year for UM SHoF member Coach Leonard Hamilton. Plagued by injuries his whole career, he still led Miami in scoring in three of his four seasons and ranks 13th all-time with 1,393 points and is 10th in career steals. "Stevie" led the Canes to their first post-season appearance (1994-1995) since the rebirth of the basketball program and back-to-back-winning seasons.

ATTITUDE, COMMITMENT AND CLASS

Attitude, commitment and class are the cornerstone values of the Miami basketball program. Attitude: Be positive. Life is 10% what happens to you and 90% how you react to it. Commitment: Make a total and unconditional commitment to our program. Be passionate about what you do. Class: Show pride and respect in yourself and our program. Be the best you can be in thought, word and deed.

RECRUITING THE STATE OF MIAMI

Coach Jim Larrañaga has put great emphasis on recruiting the "state of Miami." UM's recruits from Florida in the past five years include Shane Larkin (Orlando), Tonye Jekiri (Hialeah), Angel Rodriguez (Miami), Joe Thomas (Miami), Anthony Lawrence (St. Petersburg), Dewan Huell (Miami).

MIAMI'S LARGEST IN 2016-17

	Non-Conference	ACC
Lead	57, WCU	28, at Pitt
Deficit	21, vs. #21/22 Iowa State	23, at Wake Forest
Margin of Victory	49, vs. WCU	26, at Pitt
Margin of Defeat	17, vs. #21/22 Iowa State	18, Florida State
Halftime Lead	28 (2x) last vs. SC State	17, vs. North Carolina
Halftime Deficit	6, vs. #21/22 Iowa State	14, at Wake Forest
Deficit in Win	4, vs. Penn	12, at NC State
Halftime Deficit in Win	--	9, at NC State
Lead in Loss	8, vs. Florida	14, at Louisville
Halftime Lead in Loss	--	11, at Duke

2016-17 LED (TIED) THE TEAM IN ...

	Points	Rebounds	Assists	Steals	Blocks
Bruce Brown	4 (1)	5 (3)	10 (4)	4 (7)	1 (5)
Dewan Huell		1 (2)		(3)	10 (6)
Ebuka Izundu	1				2 (9)
Anthony Lawrence			1 (2)	6 (4)	1 (5)
Rodney Miller					(1)
Kamari Murphy	1	15 (4)		(1)	2 (6)
Ja'Quan Newton	8 (1)	1	8 (4)	3 (3)	
Davon Reed	11	2	2 (5)	6 (2)	2 (3)
DJ Vasiljevic	2			(3)	

Player	10+ pts	20+ pts	7+ rebs	2+ blks	4+ asts	3+ stls
Bruce Brown	17	2	10	4	14	4
Dewan Huell	6		5	4		
Ebuka Izundu	4		1	6		
Anthony Lawrence	8		2	2	3	6
Rodney Miller						
Kamari Murphy	7		17	4		
Ja'Quan Newton	21	5	2		10	3
Davon Reed	22	6	6	4	8	6
DJ Vasiljevic	7					

AP TOP 25

Feb. 20, 2017

1	Gonzaga (59)	28-0	1,618
2	Villanova (5)	26-2	1,556
3	Kansas (1)	24-3	1,503
4	Arizona	25-3	1,356
5	UCLA	24-3	1,316
6	Oregon	24-4	1,297
7	Louisville	22-5	1,267
8	North Carolina	23-5	1,138
9	Baylor	22-5	1,108
10	Duke	22-5	1,014
11	Kentucky	22-5	943
12	West Virginia	21-6	908
13	Florida	22-5	822
14	Purdue	22-5	807
15	Cincinnati	24-3	733
16	Wisconsin	22-5	713
17	SMU	24-4	554
18	Virginia	18-8	427
19	Florida State	21-6	419
20	Saint Mary's	24-3	375
21	Notre Dame	21-7	322
22	Butler	21-6	295
23	Creighton	22-5	178
24	Maryland	22-5	159
25	Wichita State	25-4	153

VCU 39, Northwestern 25, Iowa State 22, South Carolina 12, USC 10, Dayton 9, Middle Tennessee 8, Oklahoma State 7, Minnesota 5, Monmouth 2, Miami 2, Virginia Tech 1, Vermont 1, Michigan 1

USA TODAY COACHES POLL

Feb. 20, 2017

1	Gonzaga (29)	28-0	797
2	Villanova (3)	26-2	768
3	Kansas	24-3	738
4	Arizona	25-3	665
5	UCLA	24-3	654
6	Louisville	22-5	620
7	Oregon	24-4	618
8	North Carolina	23-5	566
9	Baylor	22-5	534
10	Kentucky	22-5	493
11	Duke	22-5	446
12	Florida	22-5	421
13	West Virginia	21-6	413
14	Purdue	22-5	392
15	Wisconsin	22-5	354
16	Cincinnati	24-3	331
17	Notre Dame	21-7	250
18	Saint Mary's	24-3	211
19	Virginia	18-8	196
20	Florida State	21-6	195
21	SMU	24-4	186
22	Butler	21-6	153
23	Creighton	22-5	111
24	Maryland	22-5	95
25	Wichita State	25-4	52

South Carolina 37, USC 26, Northwestern 19, Iowa State 15, Miami 11, Xavier 11, Middle Tennessee 10, Dayton 6, California 4, Kansas State 1, VCU 1

**IN THE FOUR-GAME WINNING STREAK****4-0 OVERALL****3-0 HOME****1-0 ROAD**

#	Player	gp-gs	min	avg	fg-fga	fg%	3fg-fga	3fg%	ft-fta	ft%	off	def	tot	avg	pf	dq	a	to	blk	stl	pts	avg
11	Bruce Brown	4-4	146	36.5	18-37	.486	3-11	.273	17-18	.944	5	10	15	3.8	9	0	14	11	3	5	56	14.0
05	Davon Reed	4-4	151	37.8	17-43	.395	6-19	.316	13-16	.813	5	23	28	7.0	8	0	10	9	1	7	53	13.3
21	Kamari Murphy	4-4	146	36.5	18-27	.667	0-0	.000	5-7	.714	6	28	34	8.5	8	0	3	4	3	4	41	10.3
04	DJ Vasiljevic	4-0	98	24.5	9-23	.391	6-18	.333	4-4	1.000	0	11	11	2.8	2	0	2	3	0	1	28	7.0
00	Ja'Quan Newton	1-0	24	24.0	3-10	.300	0-0	.000	1-2	.500	0	5	5	5.0	1	0	0	4	0	1	7	7.0
15	Ebuka Izundu	4-4	76	19.0	10-22	.455	0-0	.000	3-6	.500	6	7	13	3.3	7	0	2	2	2	2	23	5.8
20	Dewan Huell	4-0	58	14.5	7-13	.538	0-0	.000	8-11	.727	4	1	5	1.3	4	0	0	3	3	1	22	5.5
03	Anthony Lawrence	4-4	126	31.5	4-18	.222	2-10	.200	10-12	.833	1	16	17	4.3	8	0	14	10	1	6	20	5.0
Team											6	5	11					3				
Total.....		4	825		86-193	.446	17-58	.293	61-76	.803	33	106	139	34.8	47	0	45	49	13	27	250	62.5
Opponents.....		4	825		89-228	.390	20-73	.274	26-47	.553	47	83	130	32.5	60	2	41	41	13	25	224	56.0

VS. RANKED TEAMS**3-5 OVERALL****2-2 HOME****1-2 ROAD****0-1 NEUTRAL**

#	Player	gp-gs	min	avg	fg-fga	fg%	3fg-fga	3fg%	ft-fta	ft%	off	def	tot	avg	pf	dq	a	to	blk	stl	pts	avg
11	Bruce Brown	8-7	275	34.4	38-77	.494	10-22	.455	36-46	.783	11	33	44	5.5	21	1	23	25	9	12	122	15.3
00	Ja'Quan Newton	7-6	224	32.0	37-83	.446	2-7	.286	24-32	.750	2	26	28	4.0	12	0	12	22	0	8	100	14.3
05	Davon Reed	8-8	298	37.2	33-95	.347	12-44	.273	26-32	.813	11	31	42	5.3	14	0	14	20	3	9	104	13.0
21	Kamari Murphy	8-8	254	31.8	21-46	.457	0-0	.000	8-14	.571	22	50	72	9.0	21	0	3	14	7	3	50	6.3
20	Dewan Huell	8-3	135	16.9	14-24	.583	0-0	.000	5-11	.455	9	7	16	2.0	13	0	1	7	3	2	33	4.1
03	Anthony Lawrence	8-5	210	26.3	6-40	.150	3-22	.136	15-17	.882	8	21	29	3.6	21	0	16	8	4	7	30	3.8
04	DJ Vasiljevic	8-0	126	15.8	9-34	.265	7-28	.250	2-2	1.000	1	8	9	1.1	6	0	1	2	0	4	27	3.4
15	Ebuka Izundu	8-3	99	12.4	8-18	.444	0-0	.000	3-6	.500	11	15	26	3.3	15	0	2	7	10	1	19	2.4
35	Chris Stowell	2-0	0	0.0	0-0	.000	0-0	.000	0-0	.000	0	0	0	0.0	0	0	0	0	0	0	0	0.0
02	Mike Robinson	2-0	0	0.0	0-0	.000	0-0	.000	0-0	.000	0	0	0	0.0	1	0	0	0	0	0	0	0.0
14	Rodney Miller	2-0	4	2.0	0-0	.000	0-0	.000	0-0	.000	0	0	0	0.0	0	0	0	0	0	0	0	0.0
Team											14	15	29					2				
Total.....		8	1625		166-417	.398	34-123	.276	119-160	.744	89	206	295	36.9	124	1	72	107	36	46	485	60.6
Opponents.....		8	1625		181-465	.389	51-158	.323	103-138	.746	98	186	284	35.5	142	4	87	80	22	59	516	64.5

NON-CONFERENCE 2016-17**10-2 OVERALL****7-0 HOME****1-0 ROAD****2-2 NEUTRAL**

#	Player	gp-gs	min	avg	Total		3-Point		F-Throw		Rebounds						a	to	blk	stl	pts	avg
					fg-fga	fg%	3fg-fga	3fg%	ft-fta	ft%	off	def	tot	avg	pf	dq						
00	Ja'Quan Newton	12-12	382	31.8	69-139	.496	6-18	.333	40-55	.727	10	34	44	3.7	16	0	50	39	1	16	184	15.3
05	Davon Reed	12-12	397	33.1	55-124	.444	27-67	.403	33-41	.805	7	43	50	4.2	13	0	23	23	6	17	170	14.2
11	Bruce Brown	12-8	354	29.5	43-99	.434	8-29	.276	32-43	.744	23	64	87	7.3	27	1	39	22	5	19	126	10.5
20	Dewan Huell	12-6	248	20.7	39-75	.520	0-0	.000	15-19	.789	25	33	58	4.8	28	0	2	12	11	5	93	7.8
03	Anthony Lawrence	12-6	293	24.4	28-61	.459	11-29	.379	18-26	.692	9	42	51	4.3	30	1	15	21	9	21	85	7.1
21	Kamari Murphy	12-12	324	27.0	34-68	.500	0-1	.000	16-27	.593	32	61	93	7.8	29	1	7	25	8	3	84	7.0
04	DJ Vasiljevic	12-0	219	18.3	26-68	.382	21-53	.396	7-7	1.000	3	12	15	1.3	19	0	8	5	1	4	80	6.7
15	Ebuka Izundu	11-4	125	11.4	22-32	.688	0-0	.000	16-19	.842	18	16	34	3.1	23	0	2	14	12	4	60	5.5
14	Rodney Miller	7-0	38	5.4	4-7	.571	0-0	.000	3-7	.429	3	4	7	1.0	5	0	0	1	0	0	11	1.6
02	Mike Robinson	3-0	11	3.7	0-4	.000	0-3	.000	1-2	.500	1	0	1	0.3	1	0	0	1	0	1	1	0.3
35	Chris Stowell	3-0	9	3.0	0-1	.000	0-1	.000	0-0	.000	0	2	2	0.7	0	0	0	0	0	0	0	0.0
Team											18	22	40					1				
Total.....		12	2400		320-678	.472	73-201	.363	181-246	.736	149	333	482	40.2	191	3	146	164	53	90	894	74.5
Opponents.....		12	2400		260-699	.372	63-223	.283	120-166	.723	131	251	382	31.8	222	2	123	159	40	81	703	58.6



MIAMI'S RECORD WHEN... RECORD	2016-17		COACH L	
	ALL	ACC	AT UM	ACC
All games	20-8	10-6	138-65	64-40
Home	14-2	7-2	77-22	38-15
Away	4-4	3-4	40-30	26-25
Neutral	2-2	0-0	21-13	--
November	5-2	--	29-9	--
December	6-0	1-0	27-9	1-1
January	3-4	3-4	26-18	24-18
February	6-2	6-2	33-17	33-17
March	--	--	23-11	7-4
April	--	--	0-1	--
Vs. Top 10 opponents	2-1	2-1	7-12	6-9
Vs. Top 25 opponents (includes Top 10)	3-5	3-4	16-29	11-21
Vs. RV opponents (either or both polls)	1-1	--	11-3	4-0
Vs. teams over .500 on game day	13-8	9-6	89-58	47-35
Vs. teams under .500 on game day	5-0	1-0	32-6	13-5
Vs. teams at .500 on game day	2-0	--	16-1	4-0
While UM is in the Top 25	--	--	42-16	25-10
While UM is RV (only)	20-8	10-6	38-12	14-7
Leading at halftime	18-3	9-3	105-16	45-13
Trailing at halftime	2-4	1-2	28-46	15-25
Tied at halftime	0-1	0-1	5-3	3-2
Single overtime	1-0	1-0	4-6	2-2
Double overtime	--	--	3-1	2-1
In overtime games (single+double)	1-0	1-0	7-7	4-3
Leading with 2:00 left in regulation	19-1	9-1	127-8	59-4
Trailing with 2:00 left in regulation	1-7	1-5	9-54	4-35
Tied with 2:00 left in regulation	--	--	2-1	0-1
UM shoots 50% or better from field	10-0	5-0	52-5	19-2
UM shoots 40-49% from field	8-4	3-4	69-21	37-18
UM shoots under 40% from field	2-4	2-2	17-39	8-20
Opp. shoots 50% or better from field	2-2	2-2	9-21	5-13
Opp. shoots 40-49% from field	7-3	4-1	59-28	31-16
Opp. shoots under 40% from field	12-2	5-2	72-15	29-10
UM shoots 70% or better from the line	11-4	6-3	88-33	39-20
UM shoots less than 70% from the line	9-4	4-3	50-32	34-19
UM makes more 3-point FGs	9-4	4-3	71-27	34-21
UM makes fewer 3-point FGs	6-4	4-3	43-26	22-16
3-point FGs are even	5-0	2-0	15-5	8-3
Four or more Canes in double figures	11-1	4-0	68-13	28-9
Three Canes score in double figures	8-3	5-3	52-25	28-12
Two or less Canes score in double figures	1-4	1-3	18-27	8-19
UM outrebounds opponent	15-4	7-2	91-23	37-15
Opp. outrebounds UM	4-4	2-4	40-42	24-25
Tied in rebounds	1-0	1-0	6-0	3-0
UM records 10 or more steals	2-0	--	21-4	7-1
UM records 15 or more assists	8-1	4-1	42-3	19-2
UM commits less than 15 turnovers	12-5	6-4	117-53	55-34
UM commits 15 or more turnovers	8-3	4-2	19-6	7-6
UM commits less turnovers than opp.	9-1	4-1	75-24	35-13
UM commits more turnovers than opp.	9-5	4-3	49-28	21-19
Tied in turnovers	2-2	2-2	14-12	8-8
UM scores 59 points or less	2-5	2-3	11-31	7-20
UM scores between 60-69 points	1-2	0-2	37-22	20-10
UM scores between 70-79 points	12-1	6-1	57-11	25-9
UM scores between 80-89 points	3-0	2-0	22-1	8-1
UM scores between 90-99 points	2-0	--	10-0	3-0
UM scores 100 or more points	--	--	1-0	0-0
Playing during the morning (11 a.m.)	0-1	--	1-1	--
Playing during the afternoon	7-2	6-1	43-22	26-16
Playing in the evening (5 p.m. or later)	13-5	4-5	93-41	38-24
Games decided by three points or less	1-0	1-0	16-13	9-9
Games decided by four to 10 points	7-2	6-2	43-24	24-17
Games decided by 11-19 points	7-5	2-3	48-21	20-9
Games decided by more than 20 points	5-0	1-0	31-6	11-4

SINCE THE ARRIVAL OF COACH JIM LARRAÑAGA AT MIAMI IN 2011-12 ...

(only includes teams while in the ACC, not with previous conference affiliations)

- Miami won ACC Regular Season and ACC Tournament Championships in 2013.
- Miami has played in a pair of NCAA Sweet 16 games, in 2013 and 2016.
- Miami is one of four schools with seven-or-more wins in the ACC Tournament: North Carolina 10, NC State 8, Miami 7 and Florida State 7.
- Miami is one of six ACC schools with a winning record in the NCAA Tournament: Duke, Louisville, Miami, North Carolina, NC State and Notre Dame.
- Miami's seeds in the ACC Tournament have been No. 1, No. 3, No. 6 (2x) and No. 10.
- Miami is one of 10 ACC teams to make an NCAA tournament appearance.
- Miami played in the championship game of the NIT in 2015.
- ACC Selections: Two ACC Coach of the Year, one ACC Player of the Year, ACC Defensive Player of the Year, one ACC Tournament MVP, four ACC All-Tournament, one first-team All-ACC, two second-team All-ACC, four third-team All-ACC, six honorable mention All-ACC, one ACC All-Rookie Team and five ACC All-Defensive Team.
- Miami has the most lopsided win over Duke (27 points) and second-most lopsided wins over North Carolina (26 points) and Florida State (24 points) of any ACC team.
- Miami has won nine ACC games by 20-or-more points: Boston College (27, 22, 22 and 21), Duke (27), North Carolina (26), Pitt (26), Florida State (24) and Virginia Tech (24).
- Won at Cameron Indoor Stadium twice. Dealt Duke two of its six overall, and four ACC, losses by 16-plus points. Scored 90 points against Duke twice. Dealt Duke its last two of the last three regular-season losses by 16-or-more points: 27 (90-63) on Jan. 23, 2013 at Miami, and 16 (90-74) on Jan. 13, 2015 at Duke.
- All 20 seniors have earned academic degrees from UM: Garrius Adams, Raphael Akpejiori, Rion Brown, Ivan Cruz Uceda, Julian Gamble, Malcolm Grant, Justin Heller, Tonye Jekiri, Reggie Johnson, DeQuan Jones, Kenny Kadji, Donnavan Kirk, Sheldon McClellan, Kamari Murphy, Trey McKinney Jones, Ryan Quiglar, Angel Rodriguez, Durand Scott, Erik Swoope and Joe Thomas.

In the five years prior to the arrival of Coach L (2006-11) ...

- Miami tied for the 10th-most ACC wins (29) in the league, tied with Georgia Tech (29), and ahead of NC State (25).
- Miami recorded 95 overall wins, seventh-most in the ACC.
- Miami's seeds in the ACC Tournament were No. 5, No. 8, No. 9 (2x) and No. 12.
- Miami was 1-14 combined vs. Duke and UNC.
- Miami had one first-team All-ACC, one second-team All-ACC, two third-team All-ACC, one honorable mention All-ACC, one ACC All-Rookie Team and one ACC All-Tournament Team selection.

COACH LARRAÑAGA'S MILESTONE VICTORIES

Victory	Date	Opponent	Score	School
50	02/10/88	Miami (Ohio)	65-59	Bowling Green
100	02/23/91	Kent State	84-57	Bowling Green
150	12/22/94	at Ohio State	59-50	Bowling Green
200	12/27/97	Northeastern	66-60	George Mason
250	12/20/00	Coastal Carolina	81-65	George Mason
300	12/02/03	East Carolina	76-65	George Mason
350	01/26/06	William & Mary	81-58	George Mason
400	02/27/08	William & Mary	68-59	George Mason
450	12/08/10	Loyola (Md.)	66-52	George Mason
500	01/05/12	at Georgia Tech	62-49	Miami
550	01/24/15	at Syracuse	66-62	Miami
600	1/14/17	at Pittsburgh	72-46	Miami
100th win at Miami	Co. of Charleston, 12/19/15	85-63		



THE LAST TIME ...

Player Scored 30 Points

Miami Bruce Brown (30), vs. North Carolina, 1/28/17
Opponent Dennis Smith Jr. (31), at NC State, 2/4/17

Player Scored 35 Points

Miami Jack McClinton (35) vs. North Carolina, 3/15/09
Opponent Xavier Rathen-Mayes (35) Florida State, 2/25/15

Player Scored 40 Points

Miami Darius Rice (43) vs. Connecticut, 1/20/03
Opponent Sean Singletary (41), Virginia, 3/1/08

Two Players Scored 20 Points

Miami Ja'Quan Newton (21), Davon Reed (20), vs. NC State, 12/31/16
Opponent Dennis Smith Jr. (31), Terry Henderson (21), at NC State, 2/4/17

Three Players Scored 20 Points

Miami Dwayne Collins (23), Brian Asbury (21), Jack McClinton (20) vs. Virginia Tech, 1/25/09
Opponent Travis Mays (40), Alvin Heggis (22), Lance Blanks (21), Texas, 2/22/89

Five (not 5+) Players Scored in Double Figures

Miami Ja'Quan Newton (18), Bruce Brown (15), Dewan Huell (11),
DJ Vasiljevic (11), Davon Reed (11) vs Penn, 11/19/16
Opponent Justin Robinson (15), Chris Clarke (13), Ahmed Hill (12),
Seth Allen (10), Zach LeDay (10) vs. Virginia Tech 2/9/17

Six (not 6+) Players Scored in Double Figures

Miami Davon Reed (19), Angel Rodriguez (18), Sheldon McClellan (16),
Ivan Cruz Uceda (13), Anthony Lawrence (12), Ja'Quan Newton (11)
vs. Louisiana 11/16/15

Seven+ Players Scored in Double Figures

Miami Sheldon McClellan (18), Ja'Quan Newton (15), James Palmer (14), Ebuka Izundu (11)
Angel Rodriguez (11), Ivan Cruz Uceda (10), Anthony Lawrence Jr. (10)
vs. Mississippi State 11/19/15

Player Grabbed 15 Rebounds

Miami Kamari Murphy (15), at Duke, 1/21/17
Opponent Brice Johnson (15) vs. North Carolina, 2/20/16

Two Players Grabbed 10 Rebounds

Miami Kamari Murphy (10), Dewan Huell (10), vs. FAU, 12/16/16
Opponent Tyler Roberson (11), Tyler Lydon (10), Syracuse, 1/2/16

Three Players Grabbed 10 Rebounds

Miami Mark Richardson (11), Eric Brown (10), Joe Wylie (10) vs. FIU, 3/6/89
Opponent Matt Harpring (12), Dion Glover (10), Michael Maddox (10), Georgia Tech, 12/27/97

Player Had 10 Assists

Miami Bruce Brown (10), vs. South Carolina State, 12/6/16
Opponent John Gillon (11), at Syracuse, 1/4/17

Player Had 10 Blocks

Miami Anthony King (10) vs. Florida Atlantic, 11/29/04
Opponent Jarvis Varnado (10), Mississippi State, 12/13/07

Player Had a Double-Double

Miami Kamari Murphy (10 pts, 11 reb), at Virginia, 2/20/17
Opponent Isaiah Wilkins (10 pts, 10 reb), at Virginia, 2/20/17

Player Had a Triple-Double

Miami Bruce Brown (11 pts, 11 reb, 10 ast), vs. South Carolina State, 12/6/16
Opponent Brendan Haywood (18 pts, 14 reb, 10 blks), North Carolina, 12/4/00

Two Players Had Double-Doubles

Miami Kamari Murphy (11 pts, 13 reb) and Davon Reed (10 pts, 12 reb) vs. Buffalo, 3/17/16
Opponent Brice Johnson (22 pts, 11 rebs) & J.P. Tokoto (10 pts, 10 rebs), North Carolina, 2/28/15

Team Scored 100 Points

Miami 105 vs. Mississippi State, 11/19/15
Opponent 105, North Carolina, 1/31/07

Team Scored 90-99 Points

Miami 94, at North Florida, 11/16/16
Opponent 96, at Wake Forest, 1/18/17

Team Scored 50 Points in a Half

Miami 51 (2nd half) vs. Western Carolina, 11/11/16
Opponent 55 (2nd half) vs. Boston College, 1/25/17

Team Shot 50 Percent in Both Halves

Miami .522 (12-23) / .600 (9-15), vs. Georgia Tech, 2/15/17
Opponent .533 (16-30) / .636 (14-22), at Wake Forest, 1/18/17

Team Shot 60 Percent in a Half

Miami .600 (9-15), second half, vs. Georgia Tech, 2/15/17
Opponent .621 (18-29), first half, at NC State, 2/4/17

Team Shot 70 Percent in a Half

Miami .739 (17-23), first half, at Florida State, 2/13/13

Team Shot 60 Percent in a Game

Miami .638 (30-47), at Florida State, 2/13/13
Opponent .627 (32-51), Villanova, 3/24/16

Team Shot Less Than 30 Percent in a Game

Miami .293 (12-41), vs. Eastern Kentucky, 12/19/14
Opponent .290 (18-62), vs. South Carolina State, 12/6/16

Team Won by 50+ Points

Miami 50, vs. Nova Southeastern, 11/16/09
Opponent 53, by Notre Dame, 2/22/86

Team won by 40-49 Points

Miami 49, vs. Western Carolina, 11/11/16
Opponent 41, at North Carolina, 1/31/07

Team Won by 30-39 Points

Miami 36, vs. South Carolina State, 12/6/16
Opponent 32, at Charlotte (11/28/00)

Overtime

Miami won in overtime 54-48 (OT) at No. 18/19 Virginia, 2/20/17
Miami lost in overtime 66-64 (OT) vs. Stanford, 4/2/15, NIT Championship

Rankings

Miami defeated a ranked opponent 55-50, vs. No. 10/11 Duke, 2/25/17
Miami lost to a ranked opponent 71-66, at No. 4 Louisville, 2/11/17
Miami defeated a top 5 opponent 64-61 vs.No. 3 Virginia, 2/22/16
Miami lost to a top 5 opponent 71-66 at No. 4 Louisville, 2/11/17

THE LAST TIME A MIAMI FRESHMAN ...

Scored 26+ Points:	Bruce Brown (30), vs. North Carolina, 1/28/17
Scored 20-25 Points:	Bruce Brown (25), vs. Duke, 2/25/17
Perfect from Field (5+ att):	Reggie Johnson (RS), 8-of-8, vs. Wake Forest, 3/11/10
Perfect from 3-Pt (3+ att):	Anthony Lawrence, 4-of-4, vs. Notre Dame, 2/3/16
10+ Rebounds:	Bruce Brown, 12, vs. George Washington, 12/22/16
10+ Assists:	Bruce Brown, 10, vs. South Carolina State, 12/6/16
5-9 Assists:	Bruce Brown, 5, vs. Clemson, 2/18/17
5+ Steals:	Shane Larkin, 6, vs. North Carolina, 01/10/12
4+ Blocks:	Raphael Akpejori, 4, McNeese State, 11/24/10
Double-Double:	Bruce Brown (14 pts, 12 reb), vs. George Washington, 12/22/16
Triple-Double:	Bruce Brown (11 pts, 11 reb, 10 ast), vs. South Carolina State, 12/6/16



JIM LARRAÑAGA

Head Coach, Sixth Season
Providence, 1971

HEAD COACH

2011-pres.	Miami
1997-2011	George Mason
1986-97	Bowling Green
1977-79	American International
Assistant Coach	
1979-86	Virginia
1971-76	Davidson
Player / Coach	
1977	Geronemo Basketball Club (Belgium)

NCAA APPEARANCES

1999 - George Mason
2001 - George Mason
2006 - George Mason (Final Four)
2008 - George Mason
2011 - George Mason
2013 - Miami (Sweet 16)
2016 - Miami (Sweet 16)

NIT APPEARANCES

1990 - Bowling Green
1991 - Bowling Green
1997 - Bowling Green
2002 - George Mason
2004 - George Mason
2009 - George Mason
2012 - Miami
2015 - Miami (Championship game)

PLAYING CAREER

Geronemo Basketball Club (Belgium) 1976-77
Providence College, 1967-71
Archbishop Molloy High School, 1963-67

COACHING HONORS

AP, Naismith, Iba, Rupp Coach of the Year, 2013
NABC All-District II, 2013
USBWA District IV Coach of the Year, 2013, 2016
Clair Bee National Coach of the Year, 2006
ACC Coach of the Year, 2013, 2016
CAA Coach of the Year, 2011, 1999
MAC Coach of the Year, 1997
Seven NCAA tournament appearances: 2016, 2013, 2011, 2008, 2006, 2001, 1999
Eight postseason NIT appearances: 2015, 2012, 2009, 2004, 2002, 1997, 1991, 1990
Ten 20-win seasons

PERSONAL

Hometown Bronx, N.Y.
Born Oct. 2, 1949
Family Wife: Liz
Sons: Jay and Jon
Grandchildren: Tia, James, Jon Temple and Henry
Education Providence College, 1971, B.A. Economics
Archbishop Molloy High School, 1967

NOTABLE COLLEGE PLAYERS COACHED

Sheldon McClellan (Miami) - All-ACC Second Team, ACC Tournament Second Team

Shane Larkin (Miami) - NBA first round draft pick (18th overall), ACC Player of the Year, ACC Tournament MVP, finalist for Cousy, Naismith & Wooden awards, All-ACC First Team and All-ACC Defensive Team, Lute Olson National Player of the Year, AP and NABC All-American (Second team), Sporting News All-American (Third), ESPN, Wooden, Olson and Driesell Defensive All-American, USBWA All-District, Basketball Times All-District

Durand Scott (Miami) - ACC Defensive Player of the Year, ACC Tournament First Team, All-ACC Third Team

George Evans (George Mason) - Three-time CAA Player of the Year, CAA Rookie of the Year, three-time CAA Defensive Player of the Year, three-time CAA All-Defensive Team

Antonio Daniels (Bowling Green) - MAC Player of the Year, MAC Freshman of the Year

WINNINGEST ACTIVE COACHES AT MAJOR SCHOOLS

*Totals listed are prior to the 2016-17 season

List compiled from "wins vs. major schools" on sports-reference.com

Rank	Coach	*Wins
1.	Mike Krzyzewski, Duke	1,043
2.	Jim Boeheim, Syracuse	884
3.	Roy Williams, North Carolina	783
4.	Rick Pitino, Louisville	743
5.	Bob Huggins, West Virginia	719
6.	Cliff Ellis, Coastal Carolina	715
7.	John Calipari, Kentucky	662
8.	Rick Barnes, Tennessee	619
9.	Bill Self, Kansas	592
10.	Dana Altman, Oregon	564
11.	Jim Larrañaga, Miami	560
12.	Tubby Smith, Memphis	557
13.	Steve Fisher, San Diego State	552
14.	Fran Dunphy, Temple	524
15.	Tom Izzo, Michigan State	524

LARRAÑAGA YEAR-BY-YEAR

Year	School	Overall	Conference	Post	
		W-L	W-L	Finish	Season
1977-78	American International	14-13			
1978-79	American International	13-13			
1986-87	Bowling Green	15-14	10-6	3	
1987-88	Bowling Green	12-16	7-9	t-5	
1988-89	Bowling Green	13-15	6-10	t-6	
1989-90	Bowling Green	18-11	9-7	t-3	NIT 0-1
1990-91	Bowling Green	17-13	9-7	t-4	NIT 0-1
1991-92	Bowling Green	14-15	8-8	5	
1992-93	Bowling Green	11-16	8-10	t-6	
1993-94	Bowling Green	18-10	12-6	t-2	
1994-95	Bowling Green	16-11	10-8	t-5	
1995-96	Bowling Green	14-13	9-9	t-6	
1996-97	Bowling Green	22-10	13-5	t-1	NIT 0-1
1997-98	George Mason	9-18	6-10	6	
1998-99	George Mason	19-11	13-3	1	NCAA 0-1
1999-00	George Mason	19-11	12-4	t-1	
2000-01	George Mason	18-12	11-5	3	NCAA 0-1
2001-02	George Mason	19-10	13-5	2	NIT 0-1
2002-03	George Mason	16-12	11-7	4	
2003-04	George Mason	23-10	12-6	3	NIT 2-1
2004-05	George Mason	16-13	10-8	6	
2005-06	George Mason	27-8	15-3	t-1	NCAA 4-1
2006-07	George Mason	18-15	9-9	5	
2007-08	George Mason	23-11	12-6	2	NCAA 0-1
2008-09	George Mason	22-11	13-5	2	NIT 0-1
2009-10	George Mason	17-15	12-6	4	CIT 0-1
2010-11	George Mason	27-7	16-2	1	NCAA 1-1
2011-12	Miami	20-13	9-7	t-4	NIT 1-1
2012-13	Miami	29-7	15-3	1	NCAA 2-1
2013-14	Miami	17-16	7-11	10	
2014-15	Miami	25-13	10-8	6	NIT 4-1
2015-16	Miami	27-8	13-5	t-2	NCAA 2-1
2016-17	Miami	20-8	10-6		
Overall		608-399	330-204	16-16	

NCAA 9-7
NIT 7-8
CIT 0-1

Years	Team	Record	W/L Pct.
2 years	American International	27-26	.509
11 years	Bowling Green	170-144	.541
14 years	George Mason	273-164	.625
6th year	Miami	138-65	.680
33rd year		608-399	.604

WINNINGEST COACHES AT MAJOR SCHOOLS

*Totals listed are prior to the 2016-17 season

	Name	*Total Wins
1.	Mike Krzyzewski	1,043
2.	Jim Boeheim	884
3.	Bob Knight	899
4.	Dean Smith	879
5.	Jim Calhoun	877
6.	Adolph Rupp	876
7.	Eddie Sutton	806
8.	Lefty Driesell	786
9.	Roy Williams	783
10.	Lute Olson	776
11.	Lou Henson	775
12.	Jerry Tarkanian	761
13.	E.A. Diddle	759
14.	Hank Iba	752
15.	Rick Pitino	743
16.	Ray Meyer	724
17.	Phog Allen	719
	Don Haskins	719
	Bob Huggins	719
20.	Cliff Ellis	715
21.	Mike Montgomery	676
22.	Denny Crum	675
23.	Ralph Miller	674
24.	Gary Williams	668
25.	John Wooden	664
26.	John Calipari	662
27.	Hugh Durham	634
	Norm Stewart	634
29.	Stew Morrill	620
30.	Rick Barnes	619
31.	Billy Tubbs	609
32.	Slats Gill	599
33.	Tom Davis	597
34.	John Thompson	596
35.	Thomas Penders	594
36.	Guy Lewis	592
	Bill Self	592
38.	Lon Kruger	590
39.	Bobby Cremins	586
40.	Gale Catlett	565
41.	Dana Altman	564
42.	Jim Larrañaga	560
43.	Tony Hinkle	558
	Norm Sloan	558
45.	Tubby Smith	557
46.	Steve Fisher	552
47.	Gene Keady	550
48.	Frank McGuire	549
49.	Dave Bliss	526
	Lou Carnesecca	526



Official Basketball Box Score -- Game Totals -- Final Statistics
Barry vs Miami
11-02-16 7:05 PM at Watsco Center | Coral Gables, Fla.

Barry 62		Total		3-Ptr		Rebounds		PF		TP		A		Bk		Stl	
		FG	FGA	FG	FGA	FT	FTA	Off	Def	TP	FT	A	T	Bk	Stl	Min	
02	Arie WILLIAMS	+ 1-9	0-6	2-2	2	1	3	4	2	0	0	0	0	1	31		
18	Elvar FRIDRICKSON	+ 6-10	5-8	0-0	2	3	5	4	17	5	0	0	0	0	34		
22	Daniel MORTENSEN	+ 0-7	0-5	0-0	2	2	4	2	0	2	0	1	0	0	20		
24	Kenan GUZONJIC	+ 0-5	0-3	1-2	0	2	2	1	1	3	2	0	0	0	22		
32	Adrian GONZALEZ	+ 4-11	0-0	3-4	1	2	3	1	11	1	0	0	0	0	23		
01	Josh IVINS	0-0	0-0	2-6	2	5	7	1	6	4	1	1	0	0	20		
03	David SACHS	0-1	0-0	0-0	0	0	0	1	0	1	0	0	0	0	5		
04	Evan WALSHIE	0-0	0-0	3-4	0	0	1	1	3	0	0	0	0	0	7		
11	Sawyer GLICK	6-12	6-10	0-0	5	5	2	18	0	0	0	0	0	0	22		
14	Kooper GLICK	1-2	0-0	0-0	0	1	3	2	0	0	0	0	0	0	7		
15	Mario TOMIC	2-2	1-2	0-0	0	0	0	0	0	0	0	0	0	0	14		
21	Theo TURNER	0-0	0-0	0-0	0	1	3	0	0	0	0	0	0	0	7		
25	David MOYA	1-1	1-1	0-0	0	0	0	1	3	0	2	0	0	0	4		
33	Bryce ANDREWS	0-0	0-0	0-0	0	0	0	0	0	0	0	0	0	0	1		
40	Jonathan NUNEZ	0-0	0-0	0-0	0	0	0	0	0	0	0	0	0	0	1		
Team		20-60	13-35	9-12	10	23	33	26	62	15	11	1	2	2	200		
Totals		20-60	13-35	9-12	10	23	33	26	62	15	11	1	2	2	200		
FG % 1st Half: 10-32 31.3%		2nd half: 10-28 35.7%		Game: 20-60 33.3%		3FG % 1st Half: 5-14 35.7%		2nd half: 8-31 25.8%		Game: 13-31 41.9%		FT % 1st Half: 6-8 75.0%		2nd half: 9-12 75.0%		Game: 15-25 60.0%	
Deadball Rebounds		1		4		1		2		1		1		1		1	

Totals		20-60		13-35		9-12		10		23		33		26		62		15		11		1		2		Deadball Rebounds			
FG % 1st Half: 10-32 31.3%		2nd half: 10-28 35.7%		Game: 20-60 33.3%		3FG % 1st Half: 5-14 35.7%		2nd half: 8-21 38.1%		Game: 13-35 37.1%		FT % 1st Half: 6-8 75.0%		2nd half: 3-4 75.0%		Game: 9-12 75.0%													
Miami '73																													
##	Player	Total		3-Pr		Rebounds		Off		Def		TP	PF	A	T	Bk	Stl	Min											
		FG	FGA	FG	FGA	FT	FTA	Reb	Off	Def	TP	PF	A	T	Bk	Stl	Min												
00	Jaquan Newton	+ 5-10	0-1	8-9	0	3	3	4	18	4	4	0	1	29															
01	Anthony Lawrence	+ 2-4	0-0	2-6	2	5	7	1	6	4	1	1	0	24															
05	Davon Reed	+ 8-11	5-6	0-0	0	4	4	21	2	3	1	1	35																
15	Ebuka Izundu	+ 3-4	0-0	2-4	1	5	6	1	8	0	1	0	18																
21	Kamari Murphy	+ 3-8	0-2	4-4	1	2	3	1	10	2	0	0	17																
01	Rashed Muhammad	0-0	0-0	0-0	0	1	1	0	0	0	0	0	0	7															
04	DJ Vasiljevic	0-4	0-2	0-0	1	0	1	0	0	0	0	0	10																
11	Bruce Brown	3-5	2-3	0-0	4	10	2	0	0	0	0	0	14																
14	Rodney Miller	0-0	0-0	0-0	0	0	0	1	0	0	0	0	2																
20	Dewan Huell	0-2	0-0	2-2	0	0	0	0	2	1	0	0	13																
Team		25-48	17-32	16-27	7	32	39	20	73	13	15	3	4	200															
Totals		25-48	17-32	16-27	7	32	39	20	73	13	15	3	4	200															
FG % 1st Half: 14-25 56.0%		2nd half: 11-23 47.8%		Game: 25-48 52.1%		3FG % 1st Half: 3-5 60.0%		2nd half: 9-15 60.0%		Game: 12-20 60.0%		FT % 1st Half: 8-12 66.7%		2nd half: 16-27 59.3%		Game: 28-49 57.1%		Deadball Rebounds											
		1		4		1		2		1		1		1		1													

Officials: Louis Andrackas, Jeff Nichols, Trey Stevens	
Technical fouls: Barry-None, Miami-None.	
Attendance: 6542	
Score by periods	
Barry	31 31 62
Miami	38 35 73
Last game: Barry-MB led for 00:00, UM led for 39:19. Game was tied for 02:24.	
Largest lead: Barry-MB led for 15:20-07:00.	
Barry-MB led for 00:00, UM led for 39:19. Game was tied for 02:24.	
Score tied: 0 times.	
Lead changed: 0 times.	

Official Basketball Box Score -- Game Totals -- Final Statistics
Penn vs Miami
11-19-16 4:02 pm at Watsco Center | Coral Gables, Fla.

Penn 62 • 1-1														
#	Player	Total		3-Pr		Rebounds		PF	TP	A	T	Bk	Stl	Min
		FG	FGA	FG	FGA	FT	FTA							
05	Donahue, Jackson	+ 0-9	0-7	0-0	0	0	0	1	0	0	0	2	14	24
10	Wood, Caleb	+ 4-5	3-4	0-0	0	3	4	11	1	6	0	0	0	21
20	MacDonald, Matt	+ 1-4	1-2	1-2	0	5	5	1	4	1	0	0	0	31
24	Broward, Matt	+ 3-7	1-2	0-0	4	0	2	7	0	0	0	0	2	26
25	Brodeur, AJ	+ 5-11	0-0	6-8	5	3	8	2	16	3	5	2	14	34
01	Rothschild, Max	0-2	0-0	2-2	0	2	2	1	2	3	1	0	1	16
03	Silpe, Jake	0-0	0-0	0-0	0	0	0	0	0	0	0	0	0	2
04	Foreman, Darnell	3-6	1-2	0-1	1	4	5	2	7	3	2	1	0	23
11	Hamilton, Tyler	2-4	1-1	0-0	0	1	1	5	0	0	0	0	2	9
12	Goodman, Devon	1-3	0-0	0-0	0	0	0	2	0	0	0	0	1	3
14	Jones, Sam	3-5	2-4	0-0	0	1	1	8	0	1	0	0	0	11
Totals		22-56	9-23	9-13	12	22	34	14	62	12	21	4	9	200

FG % 1st Half: 9-23 39.1%		2nd half: 13-28 46.4%		Game: 22-56 39.3%		Deadball Rebounds											
3FG % 1st Half: 1-8 12.5%		2nd half: 1-10 60.0%		Game: 9-23 39.3%													
FT % 1st Half: 2-2 100.0%		2nd half: 7-11 63.6%		Game: 13 69.2%													
Miami 74 • 3 • 0																	
##	Player	Total		3-Ptr		Rebounds		PF		A		Bk		Stl		Min	
00	Newton, Ja'Quan	+ 6-16	1-3	5-6	0	4	4	0	18	3	5	0	3	34	34	34	
03	Lawrence, Anthony	+ 0-3	0-1	0-0	0	3	3	0	2	3	1	4	33	33	33	33	
05	Reed, Davon	+ 3-12	1-7	4-4	0	7	7	1	11	1	2	1	0	34	34	34	
11	Brown, Bruce	+ 6-10	1-3	2-2	2	3	5	2	15	1	1	3	3	27	27	27	
21	Murphy, Kamari	+ 3-7	0-1	0-0	4	4	8	6	2	1	0	1	26	26	26	26	
04	Vasiljevic, DJ	0-2	0-0	0-0	0	0	0	11	1	2	0	0	0	26	26	26	
14	Miller, Rodney	1-1	0-0	0-0	0	0	0	1	2	0	0	0	0	4	4	4	
20	Huell, Dewan	5-6	0-0	1-1	5	0	5	2	11	0	2	0	0	24	24	24	
Team		28-62	6-20	12-13	12	25	37	14	74	10	16	5	11	200	200	200	
Totals		28-62	6-20	12-13	12	25	37	14	74	10	16	5	11	200	200	200	
FG % 1st Half: 12-36 33.3%		2nd half: 16-26 61.5%		Game: 28-62 45.2%		3FG % 1st Half: 1-8 12.5%		2nd half: 5-12 41.7%		Game: 6-20 30.0%		FT % 1st Half: 3-3 100.0		2nd half: 9-10 90.0%		Game: 12-13 92.3%	
Deadball Rebounds		1		4		1		2		1		1		1		1	

Officials: Ted Valentine, Patrick Adams, Bert Smith	
Technical fouls: Penn-None, Miami-None.	
Attendance: 6753	
Score by periods	
Penn	28 26 54
Miami	28 46 74
Last game: Penn-MB led for 00:48, UM led for 04:15.	
Largest lead: Penn-MB led for 18:14-13, UM led for 23:00-08:38.	
Penn led for 03:12, UM led for 33:49. Game was tied for 02:59.	
Score tied: 3 times.	
Lead changed: 2 times.	

Official Basketball Box Score -- Game Totals -- Final Statistics
Miami vs Florida
11-27-16 4:30 pm ET at Lake Buena Vista, Fla. (HP Field House)

Miami 56 • 4-2														
#	Player	Total		3-Pr		Rebounds		PF	TP	A	Bk	Stl	Min	
		FG	FGA	FG	FGA	FT	FTA							
21	Kamari Murphy	+ 1-5	0-0	0-0	2	8	10	1	2	1	2	1	0	36
00	Ja'Quan Newton	+ 6-15	0-1	3-3	2	1	3	15	1	4	0	1	38	38
03	Anthony Lawrence	+ 1-4	0-3	0-0	0	3	3	5	2	1	0	1	0	20
05	Davon Reed	+ 2-2	0-0	0-0	2	2	4	4	0	1	0	0	9	9
11	Bruce Brown	+ 6-13	2-4	1-2	3	1	4	15	1	2	0	2	35	35
04	DJ Vasiljevic	0-1	0-1	0-0	0	0	0	1	0	0	0	0	0	9
14	Rodney Miller	0-0	0-0	0-0	0	0	0	0	0	0	0	0	0	1
15	Ebuka Izundu	0-0	0-0	0-0	0	0	0	0	0	0	0	0	0	1
20	Dewan Huell	4-9	0-0	2-2	3	6	2	10	1	2	1	0	22	22
Team		23-61	4-14	6-9	16	21	37	56	8	13	2	4	200	200
Totals		23-61	4-14	6-9	16	21	37	56	8	13	2	4	200	200
FG % 1st Half: 11-29 37.9% 2nd half: 12-32 37.5% Game: 23-61 37.7%														
3FG % 1st Half: 2-7 28.6% 2nd half: 2-7 28.6% Game: 4-14 28.6%														
FT % 1st Half: 6-9 66.7% 2nd half: 0-0 0.0% Game: 6-9 66.7%														

Official Basketball Box Score -- Game Totals -- Final Statistics

South Carolina State vs Miami
12-06-16 7:02 PM at Watson Center | Coral Gables, Fla.

South Carolina State 46 • 2-6

##	Player	Total	3-Pr	Rebounds	Off	Def	PF	TP	A	To	Bk	Stl	Min
01	STEPHENS, Edward	* 2-9	1-5	0-0	0	1	1	0	5	1	0	0	28
02	RILEY, Tashombe	* 6-11	0-0	0	3	4	7	13	0	0	0	0	28
11	POWELL, Raynor Janai	* 1-3	1-1	1-2	0	1	1	0	4	1	2	0	22
22	EAVES, Eric	* 6-12	2-5	0-0	1	2	3	0	14	1	3	1	27
24	KINARD, Ian	* 1-6	0-1	0-0	2	2	4	4	2	0	0	0	12
09	JONES, Earnest	* 0-0	0-0	0-0	0	0	0	0	0	0	0	0	1
03	MORTIMER, Greg	* 2-7	0-1	4-4	0	2	2	1	8	1	0	1	27
08	FIELDS, Ozante	* 0-4	0-0	0-0	1	2	3	2	0	1	1	0	15
10	RICHARDSON, James	* 0-8	0-1	1-2	1	1	2	1	1	1	0	0	18
12	CLEMENT, Tank	* 0-0	0-0	0-0	0	0	0	0	0	0	0	0	1
30	BOTTENBERG, David	* 0-0	0-0	0-0	1	1	1	0	0	0	0	0	1
35	APPLEWHITE, Damani	* 0-1	0-0	0-0	1	1	1	0	0	0	0	0	1
Totals		18-62	4-14	6-8	13	18	31	14	46	6	10	2	5 200

FG % 1st Half: 6-27 22.2% 2nd Half: 12-35 34.3% Game: 18-62 29.0%
3FG % 1st Half: 2-5 40.0% 2nd Half: 2-9 22.2% Game: 4-14 28.6%
FT % 1st Half: 0-0 0.0% 2nd Half: 6-8 75.0% Game: 6-8 75.0%

Miami 82 • 7-2

##	Player	Total		3-Pr		Rebounds		FT	PF	A	To	Bk	Stl	Min
		FG	FGA	3P	3PA	FT	FTA							
00	Ja'Quan Newton	* 4-7	1-2	2-2	0 1 1	1 11	5	1	0	0	0	0	24	
01	Davon Reed	* 6-8	3-5	0-0	1 5	6	0	15	6	3	1	3	30	
11	Bruce Brown	* 5-11	0-1	1-2	3 8	11	3	11	0	2	0	2	30	
20	Dewan Huell	* 2-2	0-0	1-2	0 3	3	5	0	2	2	1	18		
21	Kamari Murphy	* 4-4	0-0	0-2	3 6	1	0	8	0	1	0	20		
02	Mike Robinson	* 0-2	0-1	1-2	1 0	1	1	5	0	0	0	1	23	
03	Anthony Lawrence	* 1-4	1-3	2-2	1 6	7	2	5	1	0	0	1	23	
04	DJ Vasiljevic	* 1-3	1-1	2-2	1 2	1	2	17	0	0	0	0	7	
14	Rodney Miller	* 0-0	0-0	0 0	2 2	0	0	0	0	0	0	0	7	
15	Ebuka Izundu	* 4-7	0-0	1-2	2 1	3	0	9	0	0	0	0	17	
35	Chris Stowell	* 0-0	0-0	0 0	2 2	0	0	0	0	0	0	0	3	
	Team													
Totals		31-58	10-25	10-16	13	32	45	12	82	24	12	7	6	200

FG % 1st Half: 17-30 56.7% 2nd Half: 14-28 50.0% Game: 31-58 54.4%
3FG % 1st Half: 5-13 38.5% 2nd Half: 5-12 41.7% Game: 10-25 40.0%
FT % 1st Half: 3-6 50.0% 2nd Half: 10-10 100.0% Game: 16-22 72.7%

Officials: Tony Greene, Sean Hull, Raymond Styons Jr.
Technical Fouls: South Carolina State-RICHARDSON, James. Miami-None.

Attendance: 5489

Score by periods	1st	2nd	Total
South Carolina State	14	32	46
Miami	42	40	82

Points In Off 2nd Fast
UM 36 11 13 32

Score tied - 0 times.
Lead changed - 0 times.

Last FG - SC5UM 2nd-00:50, UM 2nd-02:59.
Largest Lead - SC5UM 2nd-00:50, UM by 39 2nd-02:59.
SC5UM led for 00:50, UM led for 39:14. Game was tied for 00:46.

Score tied - 0 times.
Lead changed - 0 times.

Last FG - SC5UM 2nd-00:50, UM 2nd-02:59.
Largest Lead - SC5UM 2nd-00:50, UM by 39 2nd-02:59.
SC5UM led for 00:50, UM led for 39:14. Game was tied for 00:46.

Score tied - 0 times.
Lead changed - 0 times.

Last FG - SC5UM 2nd-00:50, UM 2nd-02:59.
Largest Lead - SC5UM 2nd-00:50, UM by 39 2nd-02:59.
SC5UM led for 00:50, UM led for 39:14. Game was tied for 00:46.

Score tied - 0 times.
Lead changed - 0 times.

Last FG - SC5UM 2nd-00:50, UM 2nd-02:59.
Largest Lead - SC5UM 2nd-00:50, UM by 39 2nd-02:59.
SC5UM led for 00:50, UM led for 39:14. Game was tied for 00:46.

Score tied - 0 times.
Lead changed - 0 times.

Last FG - SC5UM 2nd-00:50, UM 2nd-02:59.
Largest Lead - SC5UM 2nd-00:50, UM by 39 2nd-02:59.
SC5UM led for 00:50, UM led for 39:14. Game was tied for 00:46.

Score tied - 0 times.
Lead changed - 0 times.

Last FG - SC5UM 2nd-00:50, UM 2nd-02:59.
Largest Lead - SC5UM 2nd-00:50, UM by 39 2nd-02:59.
SC5UM led for 00:50, UM led for 39:14. Game was tied for 00:46.

Score tied - 0 times.
Lead changed - 0 times.

Last FG - SC5UM 2nd-00:50, UM 2nd-02:59.
Largest Lead - SC5UM 2nd-00:50, UM by 39 2nd-02:59.
SC5UM led for 00:50, UM led for 39:14. Game was tied for 00:46.

Score tied - 0 times.
Lead changed - 0 times.

Last FG - SC5UM 2nd-00:50, UM 2nd-02:59.
Largest Lead - SC5UM 2nd-00:50, UM by 39 2nd-02:59.
SC5UM led for 00:50, UM led for 39:14. Game was tied for 00:46.

Score tied - 0 times.
Lead changed - 0 times.

Last FG - SC5UM 2nd-00:50, UM 2nd-02:59.
Largest Lead - SC5UM 2nd-00:50, UM by 39 2nd-02:59.
SC5UM led for 00:50, UM led for 39:14. Game was tied for 00:46.

Score tied - 0 times.
Lead changed - 0 times.

Last FG - SC5UM 2nd-00:50, UM 2nd-02:59.
Largest Lead - SC5UM 2nd-00:50, UM by 39 2nd-02:59.
SC5UM led for 00:50, UM led for 39:14. Game was tied for 00:46.

Score tied - 0 times.
Lead changed - 0 times.

Last FG - SC5UM 2nd-00:50, UM 2nd-02:59.
Largest Lead - SC5UM 2nd-00:50, UM by 39 2nd-02:59.
SC5UM led for 00:50, UM led for 39:14. Game was tied for 00:46.

Score tied - 0 times.
Lead changed - 0 times.

Last FG - SC5UM 2nd-00:50, UM 2nd-02:59.
Largest Lead - SC5UM 2nd-00:50, UM by 39 2nd-02:59.
SC5UM led for 00:50, UM led for 39:14. Game was tied for 00:46.

Score tied - 0 times.
Lead changed - 0 times.

Last FG - SC5UM 2nd-00:50, UM 2nd-02:59.
Largest Lead - SC5UM 2nd-00:50, UM by 39 2nd-02:59.
SC5UM led for 00:50, UM led for 39:14. Game was tied for 00:46.

Score tied - 0 times.
Lead changed - 0 times.

Last FG - SC5UM 2nd-00:50, UM 2nd-02:59.
Largest Lead - SC5UM 2nd-00:50, UM by 39 2nd-02:59.
SC5UM led for 00:50, UM led for 39:14. Game was tied for 00:46.

Score tied - 0 times.
Lead changed - 0 times.

Last FG - SC5UM 2nd-00:50, UM 2nd-02:59.
Largest Lead - SC5UM 2nd-00:50, UM by 39 2nd-02:59.
SC5UM led for 00:50, UM led for 39:14. Game was tied for 00:46.

Score tied - 0 times.
Lead changed - 0 times.

Last FG - SC5UM 2nd-00:50, UM 2nd-02:59.
Largest Lead - SC5UM 2nd-00:50, UM by 39 2nd-02:59.
SC5UM led for 00:50, UM led for 39:14. Game was tied for 00:46.

Score tied - 0 times.
Lead changed - 0 times.

Last FG - SC5UM 2nd-00:50, UM 2nd-02:59.
Largest Lead - SC5UM 2nd-00:50, UM by 39 2nd-02:59.
SC5UM led for 00:50, UM led for 39:14. Game was tied for 00:46.

Score tied - 0 times.
Lead changed - 0 times.

Last FG - SC5UM 2nd-00:50, UM 2nd-02:59.
Largest Lead - SC5UM 2nd-00:50, UM by 39 2nd-02:59.
SC5UM led for 00:50, UM led for 39:14. Game was tied for 00:46.

Score tied - 0 times.
Lead changed - 0 times.

Last FG - SC5UM 2nd-00:50, UM 2nd-02:59.
Largest Lead - SC5UM 2nd-00:50, UM by 39 2nd-02:59.
SC5UM led for 00:50, UM led for 39:14. Game was tied for 00:46.

Score tied - 0 times.
Lead changed - 0 times.

Last FG - SC5UM 2nd-00:50, UM 2nd-02:59.
Largest Lead - SC5UM 2nd-00:50, UM by 39 2nd-02:59.
SC5UM led for 00:50, UM led for 39:14. Game was tied for 00:46.

Score tied - 0 times.
Lead changed - 0 times.

Last FG - SC5UM 2nd-00:50, UM 2nd-02:59.
Largest Lead - SC5UM 2nd-00:50, UM by 39 2nd-02:59.
SC5UM led for 00:50, UM led for 39:14. Game was tied for 00:46.

Score tied - 0 times.
Lead changed - 0 times.

Last FG - SC5UM 2nd-00:50, UM 2nd-02:59.
Largest Lead - SC5UM 2nd-00:50, UM by 39 2nd-02:59.
SC5UM led for 00:50, UM led for 39:14. Game was tied for 00:46.

Score tied - 0 times.
Lead changed - 0 times.

Last FG - SC5UM 2nd-00:50, UM 2nd-02:59.
Largest Lead - SC5UM 2nd-00:50, UM by 39 2nd-02:59.
SC5UM led for 00:50, UM led for 39:14. Game was tied for 00:46.

Score tied - 0 times.
Lead changed - 0 times.

Last FG - SC5UM 2nd-00:50, UM 2nd-02:59.
Largest Lead - SC5UM 2nd-00:50, UM by 39 2nd-02:59.
SC5UM led for 00:50, UM led for 39:14. Game was tied for 00:46.

Score tied - 0 times.
Lead changed - 0 times.

Last FG - SC5UM 2nd-00:50, UM 2nd-02:59.
Largest Lead - SC5UM 2nd-00:50, UM by 39 2nd-02:59.
SC5UM led for 00:50, UM led for 39:14. Game was tied for 00:46.

Score tied - 0 times.
Lead changed - 0 times.

Last FG - SC5UM 2nd-00:50, UM 2nd-02:59.
Largest Lead - SC5UM 2nd-00:50, UM by 39 2nd-02:59.
SC5UM led for 00:50, UM led for 39:14. Game was tied for 00:46.

Score tied - 0 times.
Lead changed - 0 times.

Last FG - SC5UM 2nd-00:50, UM 2nd-02:59.
Largest Lead - SC5UM 2nd-00:50, UM by 39 2nd-02:59.
SC5UM led for 00:50, UM led for 39:14. Game was tied for 00:46.

Score tied - 0 times.
Lead changed - 0 times.

Last FG - SC5UM 2nd-00:50, UM 2nd-02:59.
Largest Lead - SC5UM 2nd-00:50, UM by 39 2nd-02:59.
SC5UM led for 00:50, UM led for 39:14. Game was tied for 00:46.

Score tied - 0 times.
Lead changed - 0 times.

Last FG - SC5UM 2nd-00:50, UM 2nd-02:59.
Largest Lead - SC5UM 2nd-00:50, UM by 39 2nd-02:59.
SC5UM led for 00:50, UM led for 39:14. Game was tied for 00:46.

Score tied - 0 times.
Lead changed - 0 times.

Last FG - SC5UM 2nd-00:50, UM 2nd-02:59.
Largest Lead - SC5UM 2nd-00:50, UM by 39 2nd-02:59.
SC5UM led for 00:50, UM led for 39:14. Game was tied for 00:46.

Score tied - 0 times.
Lead changed - 0 times.

Last FG - SC5UM 2nd-00:50, UM 2nd-02:59.
Largest Lead - SC5UM 2nd-00:50, UM by 39 2nd-02:59.
SC5UM led for 00:50, UM led for 39:14. Game was tied for 00:46.

Score tied - 0 times.
Lead changed - 0 times.

Last FG - SC5UM 2nd-00:50, UM 2nd-02:59.
Largest Lead - SC5UM 2nd-00:50, UM by 39 2nd-02:59.
SC5UM led for 00:50, UM led for 39:14. Game was tied for 00:46.

Score tied - 0 times.
Lead changed - 0 times.

Last FG - SC5UM 2nd-00:50, UM 2nd-02:59.
Largest Lead - SC5UM 2nd-00:50, UM by 39 2nd-02:59.
SC5UM led for 00:50, UM led for 39:14. Game was tied for 00:46.

Score tied - 0 times.
Lead changed - 0 times.

Last FG - SC5UM 2nd-00:50, UM 2nd-02:59.
Largest Lead - SC5UM 2nd-00:50, UM by 39 2nd-02:59.
SC5UM led for 00:50, UM led for 39:14. Game was tied for 00:46.

Score tied - 0 times.
Lead changed - 0 times.

Last FG - SC5UM 2nd-00:50, UM 2nd-02:59.
Largest Lead - SC5UM 2nd-00:50, UM by 39 2nd-02:59.
SC5UM led for 00:50, UM led for 39:14. Game was tied for 00:46.

Score tied - 0 times.
Lead changed - 0 times.

Last FG - SC5UM 2nd-00:50, UM 2nd-02:59.
Largest Lead - SC5UM 2nd-00:50, UM by 39 2nd-02:59.
SC5UM led for 00:50, UM led for 39:14. Game was tied for 00:46.

Score tied - 0 times.
Lead changed - 0 times.

Last FG - SC5UM 2nd-00:50, UM 2nd-02:59.
Largest Lead - SC5UM 2nd-00:50, UM by 39 2nd-02:59.
SC5UM led for 00:50, UM led for 39:14. Game was tied for 00:46.

Score tied - 0 times.
Lead changed - 0 times.

Last FG - SC5UM 2nd-00:50, UM 2nd-02:59.
Largest Lead - SC5UM 2nd-00:50, UM by 39 2nd-02:59.
SC5UM led for 00:50, UM led for 39:14. Game was tied for 00:46.

Score tied - 0 times.
Lead changed - 0 times.

Last FG - SC5UM 2nd-00:50, UM 2nd-02:59.
Largest Lead - SC5UM 2nd-00:50, UM by 39 2nd-02:59.
SC5UM led for 00:50, UM led for 39:14. Game was tied for 00:46.

Score tied - 0 times.
Lead changed - 0 times.

Last FG - SC5UM 2nd-00:50, UM 2nd-02:59.
Largest Lead - SC5UM 2nd-00:50, UM by 39 2nd-02:59.
SC5UM led for 00:50, UM led for 39:14. Game was tied for 00:46.

Score tied - 0 times.
Lead changed - 0 times.

Last FG - SC5UM 2nd-00:50, UM 2nd-02:59.
Largest Lead - SC5UM 2nd-00:50, UM by 39 2nd-02:59.
SC5UM led for 00:50, UM led for 39:14. Game was tied for 00:46.

Score tied - 0 times.
Lead changed - 0 times.

Last FG - SC5UM 2nd-00:50, UM 2nd-02:59.
Largest Lead - SC5UM 2nd-00:50, UM by 39 2nd-02:59.
SC5UM led for 00:50, UM led for 39:14. Game was tied for 00:46.

Score tied - 0 times.
Lead changed - 0 times.

Last FG - SC5UM 2nd-00:50, UM 2nd-02:59.
Largest Lead - SC5UM 2nd-00:50, UM by 39 2nd-02:59.
SC5UM led for 00:50, UM led for 39:14. Game was tied for 00:46.

Score tied - 0 times.
Lead changed - 0 times.

Last FG - SC5UM 2nd-00:50, UM 2nd-02:59.
Largest Lead - SC5UM 2nd-00:50, UM by 39 2nd-02:59.
SC5UM led for 00:50, UM led for 39:14. Game was tied for 00:46.

Score tied - 0 times.
Lead changed - 0 times.

Last FG - SC5UM 2nd-00:50, UM 2nd-02:59.
Largest Lead - SC5UM 2nd-00:50, UM by 39 2nd-02:59.
SC5UM led for 00:50, UM led for 39:14. Game was tied for 00:46.

Score tied - 0 times.
Lead changed - 0 times.

Last FG - SC5UM 2nd-00:50, UM 2nd-02:59.
Largest Lead - SC5UM 2nd-00:50, UM by 39 2nd-02:59.
SC5UM led for 00:50, UM led for 39:14. Game was tied for 00:46.

Score tied - 0 times.
Lead changed - 0 times.

Last FG - SC5UM 2nd-00:50, UM 2nd-02:59.
Largest Lead - SC5UM 2nd-00:50, UM by 39 2nd-02:59.
SC5UM led for 00:50, UM led for 39:14. Game was tied for 00:46.

Score tied - 0 times.
Lead changed - 0 times.

Last FG - SC5UM 2nd-00:50, UM 2nd-02:59.
Largest Lead - SC5UM 2nd-00:50, UM by 39 2nd-02:59.
SC5UM led for 00:50, UM led for 39:14. Game was tied for 00:46.

Score tied - 0 times.
Lead changed - 0 times.



Official Basketball Box Score -- Game Totals -- Final Statistics
Miami vs Duke
01-21-17 8:20 p.m. at Cameron Indoor Stadium (Durham, N.C.)

Miami 55 - 12-6, 2-4

#	Player	Total		3-Pr		Rebounds		PF	TP	A	To	Bk	Sh	Min
		FG	FGA	FT	FTA	Off	Def							
23	Dewan Huell	1	3-5	0-0	1-3	3	0	3	7	0	0	0	0	26
21	Kamari Murphy	1	2-7	0-0	1-3	7	8	15	2	4	1	3	2	27
00	Ja'Quan Newton	0	5-13	0-1	3-6	0	3	3	13	1	4	0	1	33
09	Davon Reed	0	6-13	5-8	2-2	0	4	2	19	1	4	0	3	40
11	Bruce Brown	6	10-0	2-3	1-1	0	5	5	15	6	1	2	38	
02	Mike Robinson	0	0-0	0-0	0-0	0	0	0	0	0	0	0	0	0+
03	Anthony Lawrence	0	1-3	0-2	0-0	0	0	4	3	0	0	0	0	14
04	DJ Vasiljevic	0	2-2	0-0	0-0	1	1	1	0	1	0	0	0	8
15	Ebuka Izundu	0	0-0	0-0	0-2	1	1	2	1	0	1	0	1	14
25	Chris Stowell	0	0-0	0-0	0-0	0	0	0	0	0	0	0	0	0+
Team		22		5-16		7-15		12-24		36		18		61
Totals		22-55		7-16		7-15		12-24		36		18		3-200

FG % 1st Half: 14-32 43.8% 2nd Half: 8-23 34.8% Game: 22-55 40.0%
3FG % 1st Half: 0-12 50.0% 2nd Half: 1-4 25.0% Game: 7-16 43.8%
FT % 1st Half: 2-8 25.0% 2nd Half: 5-7 71.4% Game: 15-25 60.0%

Duke 70 - 15-4, 3-3

#	Player	Total		3-Pr		Rebounds		PF	TP	A	To	Bk	Sh	Min
		FG	FGA	FT	FTA	Off	Def							
00	Jayson Tatum	1	4-9	1-4	5-6	0	3	5	14	1	3	1	0	25
01	Harry Giles	1	1-4	0-0	0-0	1	2	3	2	0	0	0	0	8
21	Amie Jefferson	1	4-9	0-0	0-0	3	1	11	12	5	1	0	2	34
03	Grayson Allen	9	2-9	0-0	3-4	0	2	2	1	7	2	2	0	28
04	Luke Kennard	1	4-8	1-3	4-4	1	4	5	3	11	1	1	0	29
13	Matt Jones	5	7-9	3-5	0-0	0	2	2	13	0	2	0	3	29
15	Frank Jackson	4	7-7	0-1	2-3	0	1	3	10	4	0	0	2	24
20	Marques Bolden	4	6-6	0-0	0-0	3	1	1	8	0	1	0	0	24
Team		24		5-16		17-23		7-27		34		19		90
Totals		24		5-16		17-23		7-27		34		19		90

FG % 1st Half: 8-28 28.6% 2nd Half: 16-24 66.7% Game: 24-52 46.2%
3FG % 1st Half: 0-8 0.0% 2nd Half: 5-16 31.3% Game: 5-16 31.3%
FT % 1st Half: 5-7 75.0% 2nd Half: 8-11 72.7% Game: 17-23 73.9%

Officials: Les Jones, Brian Dorsey, Tim Clougherty
Technical: Miami-None, Duke-None.

Attendance: 9134
DU - Tatum fouled out at 1:05 in 2nd

Score by periods		1st	2nd	Total
Miami		36	22	58
Duke		25	45	70

Last FG - UM 2nd-00:27, DU 2nd-02:34.
Largest lead - UM by 12 1st-02:26, DU by 21 2nd-05:14.
UM led for 20:53. DU led for 16:07. Game was tied for 02:00.

Official Basketball Box Score -- Game Totals -- Final Statistics
Florida State vs Miami
02-01-17 8:06 p.m. at Watson Center | Coral Gables, Fla.

Florida State 75 - 19-4 (7-3)

#	Player	Total	3-Pr		Rebounds		PF	TP	A	To	Bk	Sh	Min	
		FG	FGA	FT	FTA	Off								Def
01	Isaac, Jonathan	5	7-11	4-4	3	4	7	1	15	2	1	3	25	
04	Bacon, Dwayne	6	6-16	1-4	2-2	0	1	1	15	3	1	0	32	
14	Mann, Terence	4	4-6	1-2	2-2	3	0	4	11	2	0	0	29	
22	Rathian-Mayes, Xavier	4	4-8	3-7	2-2	0	3	3	13	4	0	2	32	
09	Ojo, Michael	1	1-0	0-0	3-3	1	2	3	5	2	1	3	18	
02	Cofer, Phil	1	2-2	0-0	0-0	1	2	3	1	2	0	0	13	
03	Walker, CJ	1	3	0-1	0-0	0	1	1	2	1	0	1	8	
03	Forrest, Trent	1	1-3	0-0	0-0	1	0	1	1	2	0	0	11	
09	Savoy, PJ	1	1-1	0-0	0-0	0	0	0	0	3	1	0	4	
11	Angiola-Rodriguez, Brian	1	1	0-0	0-0	0	0	0	0	3	1	0	4	
21	Kourmide, Christ	2	2-2	0-0	0-0	2	2	2	4	0	1	0	6	
23	Smith, Jarquez	1	2-2	0-1	1-2	0	1	1	3	3	0	0	17	
Team		27		7-18		14-15		10-17		27		19		111
Totals		27		7-18		14-15		10-17		27		19		111

FG % 1st Half: 12-27 44.4% 2nd Half: 15-25 60.0% Game: 27-52 51.9%
3FG % 1st Half: 4-10 40.0% 2nd Half: 3-8 37.5% Game: 7-18 38.9%
FT % 1st Half: 3-4 75.0% 2nd Half: 11-11 100.0% Game: 14-15 93.3%

Miami 57 - 14-7 (4-5)

#	Player	Total		3-Pr		Rebounds		PF	TP	A	To	Bk	Sh	Min
		FG	FGA	FT	FTA	Off	Def							
00	Ja'Quan Newton	4	4-5	0-0	4-4	0	3	3	2	12	2	5	0	32
03	Anthony Lawrence	1	4-4	0-3	0-0	0	2	2	2	1	0	0	0	31
09	Davon Reed	5	5-11	1-5	1-2	2	4	1	10	2	0	2	0	31
11	Bruce Brown	4	10-0	0-1	9-11	2	3	3	17	1	4	0	2	36
21	Kamari Murphy	1	1-4	0-0	2-3	1	4	5	4	1	2	0	3	33
04	DJ Vasiljevic	0	0-1	0-0	0-0	0	4	1	0	1	0	0	0	15
14	Rodney Miller	0	0-0	0-0	0-0	0	0	0	0	0	0	0	0	3
15	Ebuka Izundu	0	0-0	0-0	0-0	1	0	1	0	0	1	0	0	5
20	Dewan Huell	3	3-6	0-0	1-2	1	1	5	1	7	0	1	0	22
Team		19		4-11		10-16		11		57		5		150
Totals		19		4-11		10-16		11		57		5		150

FG % 1st Half: 11-23 47.8% 2nd Half: 8-19 42.1% Game: 19-42 45.2%
3FG % 1st Half: 1-6 16.7% 2nd Half: 2-7 28.6% Game: 5-15 33.3%
FT % 1st Half: 11-12 91.7% 2nd Half: 6-6 100.0% Game: 17-22 77.3%

Officials: Technical: Florida State-None, Miami-None.
Attendance: 7279

Score by periods		1st	2nd	Total
Florida State		31	44	75
Miami		34	23	57

Last FG - FS 2nd-00:34, UM 2nd-00:24.
Largest lead - FS by 22 2nd-01:39, UM by 17 1st-01:07.
FS led for 25:26. UM led for 10:36. Game was tied for 03:58.

Official Basketball Box Score -- Game Totals -- Final Statistics
Miami vs LOUISVILLE
02-11-17 2:05PM at KFC Yum! Center, Louisville, KY

Miami 66 - 16-8, 6-6

#	Player	Total		3-Pr		Rebounds		PF	TP	A	To	Bk	Sh	Min
		FG	FGA	FT	FTA	Off	Def							
20	Dewan Huell	1	2-2	0-0	0-0	0	3	2	4	1	1	1	1	14
21	Kamari Murphy	1	4-4	0-0	2-4	1	2	4	10	0	0	0	0	27
00	Ja'Quan Newton	9	5-12	2-3	3-5	0	5	15	2	1	0	1	3	34
09	Davon Reed	9	3-12	1-5	0-0	2	2	4	3	7	0	0	1	36
11	Bruce Brown	4	6-10	1-1	4-6	5	7	12	4	3	0	0	3	36
03	Anthony Lawrence	1	1-5	1-4	1-2	3	1	7	3	0	1	0	1	26
04	DJ Vasiljevic	1	3-2	0-0	0-0	0	0	0	0	3	0	0	1	11
14	Rodney Miller	0	0-1	0-0	0-0	0	0	0	0	0	0	0	0	1
15	Ebuka Izundu	3	4-0	0-0	2-2	2	3	5	4	8	0	3	2	15
Team		2		2		2		2		2		2		4
Totals		23		5-15		15-21		10-22		32		17		66

FG % 1st Half: 14-27 51.9% 2nd Half: 9-25 36.0% Game: 23-52 44.2%
3FG % 1st Half: 3-8 37.5% 2nd Half: 5-15 33.3% Game: 8-23 34.8%
FT % 1st Half: 2-5 40.0% 2nd Half: 13-18 83.3% Game: 15-21 71.4%

LOUISVILLE 71 - 20-5, 8-4

#	Player	FG	FGA	FT	FTA	Off	Def	TP	TPA	A	To	Bk	Sh	Min		
09	KING, VJ	1	1-1	1-1	0-0	4	0	2	3	0	0	0	0	5		
10	JOHNSON, Jaylen	1	3-6	0-0	4-4	4	8	3	10	0	1	1	2	27		
04	MAHMOUD, Anas	0	0-0	0-0	0-0	0	2	2	0	0	0	0	0	0		
08	SNIDER, Quentin	3	3-8	3-3	4-4	2	3	13	3	0	0	0	0	33		
05	MITCHELL, Donovan	6	6-17	3-9	3-5	1	2	14	8	4	1	1	38			
12	MATHANG, Mangok	2	5-0	0-0	3-4	4	8	2	7	1	0	1	32			
11	SPALDING, Ray	4	6-14	4-10	2-3	2	3	5	18	3	0	1	36			
10	ADEL, Deng	0	0-0	0-0	0-0	0	0	0	0	0	0	0	0	1		
20	LEVITICH, David	1	0-3	0-0	0-0	2	2	1	2	0	0	0	0	4		
23	McMAHON, Ryan	0	1-1	0-0	0-0	0	0	0	0	0	0	0	0	0		
Team		Totals		22	56	18	16	20	22	36	18	7	13	9	4	200



Official Basketball Box Score -- Game Totals -- Final Statistics
Miami vs Virginia
02-20-17 7:00 pm at Charlottesville, Va. (JPJ)

Miami 54 • 19-8 (9-6 ACC)

#	Player	Total				3-Ptr		Rebounds				PF	TP	A	TO	Blk	Stl	Min
		FG	FGA	FG	FGA	FT	FTA	Off	Def	Total								
21	Kamari Murphy	r	5-8	0-0	0-0	1	10	11	4	10	0	2	1	0	0	38		
15	Ebuka Izundu	c	3-5	0-0	0-0	2	1	3	3	6	1	1	0	0	0	20		
03	Anthony Lawrence	g	0-4	0-3	4-4	0	6	6	4	4	5	2	1	1	1	40		
09	Devon Reed	g	2-10	1-7	4-4	1	3	4	2	9	3	5	0	0	0	43		
11	Bruce Brown	g	2-7	1-4	9-10	1	2	3	2	14	0	4	1	2	4	44		
04	DJ Vasiljevic		3-6	2-5	2-2	0	4	4	1	10	0	0	0	0	1	29		
20	Dewan Huell		0-1	0-0	1-2	1	0	1	2	1	0	1	0	0	1	11		
	Team		0	2	2													
Totals			15-41	4-19	20-22	6	28	34	18	54	9	15	3	4	225			

Virginia 48 • 18-9 (8-7 ACC)

#	Player	Total		3-Ptr		Reb		PF	TP	A	TO	Blk	Stl	Min	
		FG	FGA	FG	FGA	FT	FTA								
21	Isaiah Wilkins	r	3-6	0-0	4-5	3	7	10	4	10	0	1	0	41	
33	Jack Salt	c	0-0	0-0	2-2	1	3	4	1	2	0	1	2	0	17
00	Devon Hall	g	4-8	3-5	4-6	0	0	0	1	15	1	2	0	2	39
04	Marial Shayok	g	4-11	0-1	0-0	2	2	4	2	8	0	1	0	0	27
32	London Perrantes	g	2-15	0-5	0-1	1	4	5	1	4	2	2	0	1	40
05	Kyle Guy		0-0	0-0	0-0	0	0	0	0	0	0	0	0	0	2
11	Ty Jerome		0-1	0-1	0-0	0	0	0	1	0	0	0	0	0	11
20	Mamadi Diakite		2-3	0-0	1-4	2	2	4	5	5	0	0	0	0	25
31	Jarred Reuter		0-0	0-0	0-0	0	0	0	1	0	0	1	0	0	4
51	Darius Thompson		1-7	0-0	2-2	0	0	0	2	4	4	1	0	1	19
	Team		2	2	4										
Totals		16-51	3-12	13-20	11	20	31	18	48	7	9	2	8	225	

Officials: Jamie Luckie, Pat Driscoll, James Breeding
Technical Fouls: Miami-None, Virginia-None.
Attendance: 14623
UVA: Diakite fouled out at 2:42 (OT)

Score by periods	1st	2nd	OT	Total
Miami	20	23	11	54
Virginia	19	24	5	48

Last FG - UM OT-00:19, VA OT-00:38.
Largest lead - UM by 6 OT-00:00, VA by 9 2nd-12:04.
UM led for 11:04. VA led for 29:41. Game was tied for 04:15.

Points	In	Off	2nd	Fast	Bench
Paint	T/O	Chance	Break		
UM	14	6	2	0	11
VA	18	12	10	0	9

Score tied - 6 times.
Lead changed - 10 times.

Official Basketball Box Score -- Game Totals -- Final Statistics
Duke vs Miami
02-25-17 4 p.m. at Watsco Center | Coral Gables, Fla.

Duke 50 • 22-7 (10-6)

#	Player	Total		3-Ptr		Rebounds		PF	TP	A	TO	Blk	Stl	Min	
		FG	FGA	FG	FGA	FT	FTA								
00	Jayson Tatum	r	4-16	0-7	0-0	3	4	7	0	8	2	0	1	40	
01	Harry Giles	r	1-4	0-0	0-2	5	3	8	1	2	0	1	0	19	
21	Amile Jefferson	r	2-3	0-0	0-2	0	5	5	3	4	0	3	0	21	
05	Luke Kennard	g	6-20	2-6	2-3	1	5	6	1	16	1	3	1	2	40
13	Matt Jones	g	2-9	0-3	0-0	3	0	3	2	4	3	3	0	1	37
15	Frank Jackson		6-11	3-5	1-2	1	5	6	2	16	3	3	0	1	29
20	Marques Bolden		0-3	0-0	0-0	2	2	4	2	0	0	0	0	3	14
	Team		6	1	7										
Totals			21-66	5-21	3-9	21	25	46	11	50	9	13	5	6	200

Miami 55 • 20-8 (10-6)

#	Player	FG	3-PT	Rebounds				PF	TP	A	TO	Blk	Stl	Min	
		Total	FGA	FT	FTA	Off	Def								
21	Kamari Murphy	r	3-6	0-0	1-2	1	5	6	0	7	1	1	1	36	
15	Ebuka Izundu	c	1-5	0-0	1-2	3	2	5	1	3	0	0	2	18	
03	Anthony Lawrence	g	0-4	0-2	2-2	0	3	3	2	2	2	2	0	20	
09	Devon Reed	g	3-11	0-1	3-4	3	7	10	2	9	1	1	0	37	
11	Bruce Brown	g	11-18	1-2	2-2	1	3	4	3	25	4	1	2	36	
00	Ja'Quan Newton		3-10	0-0	1-2	0	5	5	1	7	0	4	0	24	
04	DJ Vasiljevic		0-3	0-3	0-0	0	2	2	1	0	0	0	0	20	
20	Dewan Huell		1-1	0-0	0-0	1	0	1	0	2	0	0	0	9	
	Team		4	2	6										
Totals		22-58	1-8	10-14	13	29	42	10	55	8	10	5	9	200	
FG % 1st Half: 10-29 34.5%		2nd half: 12-29 41.4%		Game: 22-58 37.9%		Deadball		Rebounds		1					
3FG % 1st Half: 1-7 14.3%		2nd half: 0-1 0.0%		Game: 1-8 12.5%		Deadball		Rebounds		1					
FT % 1st Half: 1-2 50.0%		2nd half: 9-12 75.0%		Game: 10-14 71.4%		Deadball		Rebounds		1					

Officials: Roger Ayers, John Gaffney, Brian O'Connell
Technical Fouls: Duke-None, Miami-None.
Attendance: 7972

Score by periods	1st	2nd	Total
Duke	21	29	50
Miami	22	33	55

Last FG - DU 2nd-00:09, UM 2nd-00:05.
Largest lead - DU by 3 2nd-07:52, UM by 18 2nd-14:52.
DU led for 07:44, UM led for 30:46. Game was tied for 01:30.

	In	Off	2nd	Fast	
Points	Paint	T/O	Chance	Break	Bench
DU	20	10	9	2	16
UM	40	18	13	8	9

Score tied - 3 times.
Lead changed - 6 times.

2016-17 MIAMI HURRICANES



0

JA'QUAN NEWTON

Jr. | G | 6-2 | 187
Philadelphia, Pa.
Neumann-Goretti HS



2

MIKE ROBINSON


So. | G | 5-10 | 170
New Britain, Conn.
New Britain HS



3

ANTHONY LAWRENCE, JR.

So. | G | 6-7 | 210
St. Petersburg, Fla.
Lakewood Senior HS



4

DEJAN "DJ" VASILJEVIC

Fr. | G | 6-3 | 198
Melbourne, Australia
Australian Institute of Sport



5

DAVON REED

Sr. | G | 6-6 | 220
Ewing, N.J.
Princeton Day School



11

BRUCE BROWN

Fr. | G | 6-5 | 190
Boston, Mass.
Vermont Academy



14

RODNEY MILLER, JR.


Fr. | C | 7-0 | 258
Laurelton, N.Y.
Oak Hill Academy



15

EBUKA IZUNDU

So. | C | 6-10 | 231
Charlotte, N.C. | Nigeria
Victory Christian Center



20

DEWAN HUELL

Jr. | F | 6-11 | 220
Miami, Fla.
Miami Norland HS



21

KAMARI MURPHY


RSr. | F | 6-8 | 220
Brooklyn, N.Y.
Oklahoma State | IMG | Lincoln HS



32

SAM WAARDENBURG

Fr. | F | 6-9 | 205
Henderson, New Zealand
Rangitoto College HS



35

CHRIS STOWELL

Jr. | F | 6-6 | 208
Exeter, N.H.
Tilton School | Exeter



JIM LARRAÑAGA

Head Coach



CHRIS CAPUTO

Associate Head Coach



JAMAL BRUNT

Assistant Coach




ADAM FISHER

Assistant Coach



JAMES JOHNSON

Director of Operations



11 BRUCE BROWN

Fr. | 6-5 | 190 | Guard
Boston, Mass. | Vermont Academy

As a freshman, recorded Miami's second triple double in program history with 11 points, 11 rebounds and 10 assists against SC State on Dec. 6, 2016.

ACC Rookie of the Week - Dec. 12, 2016

2016 Jordan Brand Classic All-American

- Playing both point guard and two guard at Miami.
- Feisty defender. Competitive mentality. Active rebounder from the guard position.
- Offensively can get past defenders and finish at the rim.
- Boasts a 6-8 wingspan.
- Bench: 275 lbs. Added 50 lbs on bench since arrival at UM in July 2016.
- Increased 185 bench from eight reps to 16 from July to October 2016.
- Vertical: 42-inches, on 3-step approach.
- Five-star shooting guard at Vermont Academy in Saxton's River, Vt. Played at Vermont Academy two seasons.
- Ranked No. 30 by ESPN, No. 44 per Scout and No. 49 by Rivals.
- Won 2016 New England Prep School Basketball Class AA State Tournament.
- Named 2016 NEPSAC Tournament MVP ... First Team All-NEPSAC.
- Nike Basketball Academy, the NBPA Top 100 Camp and Nike Elite 100.
- Second Team All-EYBL performer playing for Boston Amateur Basketball Club ... With BABC at the Peach Jam in 2015, averaged 15.6 points, 5.6 rebounds, 2.0 steals, 1.8 assists and 1.4 blocks per game.
- Multi-sport athlete at Wakefield High School two years ... Played wide receiver and strong safety on the football team ... Also played baseball and JV soccer.
- Born Aug. 15, 1996 in Boston. Son of Roberta Brown and Bruce Brown. Brother to 10 siblings. Cousin of Jalen Adams (UConn).
- Started playing basketball at age six, first dunk was in eighth grade.
- Recorded Miami's second triple double in program history with 11 points, 11 rebounds and 10 assists against SC State on Dec. 6, 2016, the same day his uncle passed away and the team played the game "for Bruce's uncle".

- Favorites: Athlete: Russell Westbrook. Athlete in another sport: Neymar. Pro sports team: Patriots. Meal: Fried chicken / mac & cheese. Midnight snack: Zebra cakes. Video game: FIFA. Ice Cream: Vanilla. Cereal: Frosted Cheerios. Movie: Friday. TV Show: SportsCenter.
- When I played ball as a kid, I pretended I was: Rajon Rondo. When I was little, I wanted to be a: Police officer.

TRIPLE-DOUBLES				
Opposition	P	R	A	
SC State	11	11	10	
DOUBLE-DOUBLES				
Opposition	P	R		
SC State	11	11		
George Washington	14	12		

BROWN HIGHS

Points

Season: 30, vs. North Carolina, 1/28/17

ACC: 30, vs. North Carolina, 1/28/17

Rebounds

Season: 12, vs. Geo. Washington, 12/22/16

ACC: 9, vs. Notre Dame, 1/12/17

Assists

Season: 10, vs. SC State, 12/6/16

ACC: 6 (2x) last at NC State, 2/4/17

Steals

Season: 3 (4x) last vs. NC State, 12/31/16

ACC: 3, vs. NC State, 12/31/16

Blocked Shots

Season: 3 (2x) last vs. Notre Dame, 1/12/17

ACC: 3, vs. Notre Dame, 1/12/17

Field Goals

Season: 11, vs. Duke, 2/25/17

ACC: 11, vs. Duke, 2/25/17

Field Goal Attempts

Season: 18, vs. Duke, 2/25/17

ACC: 18, vs. Duke, 2/25/17

Free Throws

Season: 10, vs. North Carolina, 1/28/17

ACC: 10, vs. North Carolina, 1/28/17

Free Throw Attempts

Season: 13, vs. North Carolina, 1/28/17

ACC: 13, vs. North Carolina, 1/28/17

3-Point Field Goals

Season: 4, vs. North Carolina, 1/28/17

ACC: 4, vs. North Carolina, 1/28/17

3-Point Field Goal Attempts

Season: 6, vs. North Carolina, 1/28/17

ACC: 6, vs. North Carolina, 1/28/17

Minutes

Season: 44, at Virginia, 2/20/17


ACC: 44, at Virginia, 2/20/17

BROWN CAREER STATISTICS

Season	GP	GS	Min.	Avg.	FG	FGA	Pct.	FG	FGA	Pct.	FT	FTA	Pct.	Off.	Def.	Tot.	Avg.	PF	FO	Ast.	TO	Blk	Stl	Pts.	Avg.
2016-17	28	24	895	32.0	114	250	.456	27	76	.355	81	109	.743	45	124	169	6.0	67	1	94	59	17	42	336	12.0

2016-17	28	24	895	32.0	114	250	.456	27	76	.355	81	109	.743	45	124	169	6.0	67	1	94	59	17	42	336	12.0
---------	----	----	-----	------	-----	-----	------	----	----	------	----	-----	------	----	-----	-----	-----	----	---	----	----	----	----	-----	------

BROWN 2016-17		TOTAL				3-PTS			FREE THROWS			REBOUNDS													
Opponent	Date	GS	Min	FG	FGA	Pct	3FG	FGA	Pct	FT	FTA	Pct	Off	Def	Tot	Avg	PF	FO	A	TO	Blk	Stl	Pts	Avg	
W Carolina	11-11-16		25	2	8	.250	0	2	.000	3	6	.500	1	7	8	8.0	0	0	5	1	1	0	7	7.0	
at North Florida	11-16-16		25	3	7	.429	0	1	.000	1	2	.500	2	4	6	7.0	1	0	2	0	0	2	7	7.0	
Penn	11-19-16	*	27	6	10	.600	1	3	.333	2	2	1.000	2	3	5	6.3	2	0	1	1	3	3	15	9.7	
vs Stanford	11-24-16		22	3	8	.375	0	2	.000	4	6	.667	2	4	6	6.3	3	0	2	0	0	1	10	9.8	
vs Iowa State	11-25-16		21	1	5	.200	0	2	.000	0	0	.000	2	5	7	6.4	5	1	2	4	0	1	2	8.2	
vs Florida	11-27-16	*	35	6	13	.462	2	4	.500	1	2	.500	3	1	4	6.0	3	0	1	2	0	2	15	9.3	
RUTGERS	11-30-16	*	28	4	6	.667	0	1	.000	3	3	1.000	2	7	9	6.4	3	0	2	5	0	0	11	9.6	
vs Wofford	12-03-16	*	37	3	4	.750	2	3	.667	4	4	1.000	2	3	5	6.3	1	0	1	2	0	3	12	9.9	
SC STATE	12-06-16	*	30	5	11	.455	0	3	.000	1	2	.500	3	8	11	6.8	3	0	10	2	0	2	11	10.0	
FAU	12-16-16	*	38	4	11	.364	0	3	.000	6	8	.750	2	6	8	6.9	2	0	6	2	0	2	14	10.4	
GEO. WASH.	12-22-16	*	33	3	9	.333	2	2	1.000	6	6	1.000	2	10	12	7.4	1	0	2	0	0	0	14	10.7	
COLUMBIA	12-28-16	*	33	3	7	.429	1	3	.333	1	2	.500	0	6	6	7.3	3	0	5	3	1	3	8	10.5	
NC STATE	12-31-16	*	26	7	11	.636	1	2	.500	2	4	.500	3	5	8	7.3	4	0	4	2	1	3	17	11.0	
at Syracuse	01-04-17	*	33	3	8	.375	2	4	.500	1	2	.500	4	3	7	7.3	2	0	2	2	0	1	9	10.9	
NOTRE DAME	01-12-17	*	30	2	6	.333	2	3	.667	1	3	.333	2	7	9	7.4	1	0	1	4	3	1	7	10.6	
at Pitt	01-14-17	*	32	7	13	.538	3	5	.600	0	0	.000	2	4	6	7.3	3	0	3	3	1	2	17	11.0	
at Wake Forest	01-18-17	*	31	4	7	.571	0	1	.000	1	1	1.000	0	3	3	7.1	4	0	1	0	0	1	9	10.9	
at Duke	01-21-17	*	38	6	10	.600	2	3	.667	1	1	1.000	0	5	5	6.9	2	0	6	1	1	2	15	11.1	
BOSTON COLLEGE	01-25-17	*	35	4	8	.500	1	2	.500	3	7	.429	0	6	6	6.9	2	0	4	0	1	2	12	11.2	
NORTH CAROLINA	01-28-17	*	34	8	11	.727	4	6	.667	10	13	.769	1	3	4	6.8	2	0	5	4	2	2	30	12.1	
FLORIDA STATE	02-01-17	*	36	4	10	.400	0	1	.000	9	11	.818	2	3	5	6.7	3	0	1	4	0	2	17	12.3	
at NC State	02-04-17	*	32	3	8	.375	1	3	.333	0	0	.000	1	1	2	6.5	2	0	6	1	0	1	7	12.1	
VIRGINIA TECH	02-08-17	*	32	1	12	.083	0	5	.000	0	0	.000	0	5	5	6.4	3	0	4	2	0	1	2	11.7	
at LOUISVILLE	02-11-17	*	36	4	10	.400	0	1	.000	4	6	.667	2	5	7	6.4	3	0	4	3	0	0	12	11.7	
GEORGIA TECH	02-15-17	*	37	1	4	.250	0	2	.000	6	6	1.000	1	2	3	6.3	1	0	5	4	0	1	8	11.5	
CLEMSON	02-18-17	*	29	4	8	.500	1	3	.333	0	0	.000	2	3	5	6.2	3	0	5	2	0	0	9	11.4	
at Virginia	02-20-17	*	44	2	7	.286	1	4	.250	9	10	.900	1	2	3	6.1	2	0	0	4	1	2	14	11.5	
DUKE	02-25-17	*	36	11	18	.611	1	2	.500	2	2	1.000	1	3	4	6.0	3	0	4	1	2	2	25	12.0	



20 DEWAN HUELL

Fr. | 6-11 | 220 | Forward
Miami, Fla. | Miami Norland HS

2016 McDonald's All-American

- Name is pronounced Duh-wan Hue-ull
- Five-star, top-25 power forward from local Norland High in Miami, Fla.
- Explosive player with ability to dunk in traffic.
- Good touch around the rim, developing baby hook shot.
- Elevates above the defense to score.
- Weighed 214 lbs in July 2016, up to 227 lbs by October.
- Never lifted weights before coming to UM.
- Ranked the No. 21 player by ESPN, No. 23 by Rivals and No. 25 by Scout.
- Named top player in the state of Florida by Scout. Second in the state by ESPN and Rivals.
- Nike Elite 100, LeBron James Skills Academy, adidas Nations Atlanta, adidas Nations California, Elite 24 all-star game, UA All-America Camp and the NBPA Top 100 Camp. adidas US select U-18 team at adidas Eurocamp in Treviso, Italy.
- Played AAU ball for Team Breakdown.
- Led the Norland Vikings to three state championships.
- *Miami Herald* Class 9A-6A Male Athlete of the Year. Two-time *Miami Herald* Class 8A-6A Boy's Basketball Player of the Year.
- Averaged 16.5 points, 8.7 rebounds and 1.8 blocks per game as a senior. Posted 19.2 points and 9.1 rebounds as a junior, 10.9 ppg, 7.9 rpg as a sophomore and 4.8 ppg and 3.7 rpg as a freshman at Norland.
- Also was on the track team where he participated in the 800 meter run and the high jump.
- Chose hometown Miami over offers from Kansas, North Carolina, Florida State, Florida and Louisville.
- Nickname is Stretch.
- Born Dec. 9, 1996 in Miami. Son of Christina Fernandez. Brother to six siblings: Three brothers – Dewell, Dewanis and Dylan (deceased); Three sisters – Deanna, Charese and Brittany. Cousin to former Canes football player Duke Johnson.
- Majoring in sports management.

- Favorites: Athlete: LeBron James. Athlete in another sport: Floyd Mayweather. Song right now: Pray for 'em – Meek Mills. Pro sports team: Heat. Meal: Mom's lasagna. Midnight snack: Gushers. Ice Cream: Cookies and cream. Cereal: Fruit Loops. Movie: The Purge 3. TV Shows: Ballers, Power, Survivor's Remorse. Musical Artist: G Herbo.
- When I played ball as a kid, I pretended I was: LeBron. When I was little, I wanted to be: The President or an astronaut. Now my dream job is: Coach.

HUELL HIGHS

Points

Season: 15, at North Florida, 11/16/16

ACC: 13, vs. Georgia Tech, 2/16/17

Rebounds

Season: 10, vs. FAU, 12/16/16

ACC: 8, at Wake Forest, 1/18/17

Assists

Season: 1 (6x) last at Louisville, 2/11/17

ACC: 1 (4x) last at Louisville, 2/11/17

Steals

Season: 2, vs. Rutgers, 11/30/16

ACC: 1 (7x) last vs. Georgia Tech, 2/15/17

Blocked Shots

Season: 3, vs. Virginia Tech, 2/8/17

ACC: 3, vs. Virginia Tech, 2/8/17

Field Goals

Season: 6 (2x) last vs. Rutgers, 11/30/16

ACC: 4 (2x) last vs. Georgia Tech, 2/16/17

Field Goal Attempts

Season: 14, vs. Rutgers, 11/30/16

ACC: 9, at Wake Forest, 1/18/17

Free Throws

Season: 5, vs. Georgia Tech, 2/16/17

ACC: 5, vs. Georgia Tech, 2/16/17

Free Throw Attempts

Season: 6, vs. Georgia Tech, 2/16/17

ACC: 6, vs. Georgia Tech, 2/16/17

3-Point Field Goals

Season: --

ACC: --

3-Point Field Goal Attempts

Season: --

ACC: 1, vs. NC State, 12/31/16

Minutes

Season: 26, at Duke, 1/21/17

ACC: 26, at Duke, 1/21/17

HUELL CAREER STATISTICS

Season	GP	GS	Min.	Avg.	FG	FGA	Pct.	FG	FGA	Pct.	FT	FTA	Pct.	Off.	Def.	Tot.	Avg.	PF	FO	Ast.	TO	Blk	Stl	Pts.	Avg.
2016-17	28	15	513	18.3	71	137	.518	0	2	.000	31	47	.660	45	50	95	3.4	52	0	6	24	22	12	173	6.2

HUELL 2016-17		TOTAL				3-PTS			FREE THROWS			REBOUNDS													
Opponent	Date	GS	Min	FG	FGA	Pct	3FG	FGA	Pct	FT	FTA	Pct	Off	Def	Tot	Avg	PF	FO	A	TO	Blk	Stl	Pts	Avg	
W Carolina	11-11-16		25	5	9	.556	0	0	.000	3	3	1.000	2	5	7	7.0	2	0	1	1	1	0	13	13.0	
at North Florida	11-16-16		19	6	9	.667	0	0	.000	3	3	1.000	3	5	8	7.5	4	0	0	0	1	0	15	14.0	
Penn	11-19-16		24	5	6	.833	0	0	.000	1	1	1.000	5	0	5	6.7	2	0	0	2	0	0	11	13.0	
vs Stanford	11-24-16		19	1	1	1.000	0	0	.000	1	2	.500	1	2	3	5.8	2	0	0	0	0	1	3	10.5	
vs Iowa State	11-25-16		24	2	5	.400	0	0	.000	1	2	.500	2	4	6	5.8	4	0	0	1	1	0	5	9.4	
vs Florida	11-27-16		22	4	9	.444	0	0	.000	2	2	1.000	3	3	6	5.8	2	0	1	2	1	0	10	9.5	
RUTGERS	11-30-16	*	25	6	14	.429	0	0	.000	2	2	1.000	5	2	7	6.0	0	0	0	0	1	2	14	10.1	
vs Wofford	12-03-16	*	13	1	3	.333	0	0	.000	0	0	.000	0	1	1	5.4	3	0	0	3	0	0	2	9.1	
SC STATE	12-06-16	*	18	2	2	1.000	0	0	.000	1	2	.500	0	3	3	5.1	3	0	0	2	2	1	5	8.7	
FAU	12-16-16	*	24	4	10	.400	0	0	.000	1	2	.500	4	6	10	5.6	2	0	0	0	1	1	9	8.7	
GEO. WASH.	12-22-16	*	18	1	5	.200	0	0	.000	0	0	.000	0	1	1	5.2	1	0	0	0	1	0	2	8.1	
COLUMBIA	12-28-16	*	17	2	2	1.000	0	0	.000	0	0	.000	0	1	1	4.8	3	0	0	1	2	0	4	7.8	
NC STATE	12-31-16	*	14	0	3	.000	0	1	.000	0	0	.000	0	0	0	4.5	1	0	1	0	0	1	0	7.2	
at Syracuse	01-04-17	*	19	3	5	.600	0	0	.000	0	1	.000	2	1	3	4.4	2	0	1	1	0	1	6	7.1	
NOTRE DAME	01-12-17	*	10	1	1	1.000	0	0	.000	0	0	.000	0	0	0	4.1	0	0	0	0	0	0	2	6.7	
at Pitt	01-14-17	*	21	2	3	.667	0	0	.000	0	0	.000	1	2	3	4.0	1	0	0	1	2	1	4	6.6	
at Wake Forest	01-18-17	*	25	3	9	.333	0	0	.000	3	4	.750	2	6	8	4.2	4	0	0	0	1	0	9	6.7	
at Duke	01-21-17	*	26	3	5	.600	0	0	.000	1	3	.333	3	0	3	4.2	3	0	0	3	0	0	7	6.7	
BOSTON COLLEGE	01-25-17		11	4	5	.800	0	0	.000	0	1	.000	2	1	3	4.1	2	0	1	1	0	1	8	6.8	
NORTH CAROLINA	01-28-17		19	2	3	.667	0	0	.000	1	2	.500	1	0	1	4.0	1	0	0	1	0	1	5	6.7	
FLORIDA STATE	02-01-17		22	3	6	.500	0	0	.000	1	2	.500	1	0	1	3.8	1	0	0	0	1	0	7	6.7	
at NC State	02-04-17	*	12	1	2	.500	0	0	.000	1	2	.500	1	1	2	3.7	1	0	0	1	0	0	3	6.5	
VIRGINIA TECH	02-08-17	*	14	1	5	.200	0	1	.000	1	2	.500	3	2	5	3.8	2	0	0	0	3	0	3	6.4	
at LOUISVILLE	02-11-17	*	14	2	2	1.000	0	0	.000	0	0	.000	0	3	3	3.8	2	0	1	1	1	1	4	6.3	
GEORGIA TECH	02-15-17		21	4	7	.571	0	0	.000	5	6	.833	1	1	2	3.7	0	0	0	1	2	1	13	6.6	
CLEMSON	02-18-17		17	2	4	.500	0	0	.000	2	3	.667	1	0	1	3.6	2	0	0	1	1	0	6	6.5	
at Virginia	02-20-17		11	0	1	.000	0	0	.000	1	2	.500	1	0	1	3.5	2	0	0	1	0	0	1	6.3	
DUKE	02-25-17		9	1	1	1.000	0	0	.000	0	0	.000	1	0	1	3.4	0	0	0	0	0	0	2	6.2	



15 EBUKA IZUNDU

So. | 6-10 | 231 | Center

Charlotte, N.C. | Lagos, Nigeria | Victory Christian Center

- First name Ebuka is pronounced E-boo-kuh. Last name is E-zoon-du.
- Born in Lagos, Nigeria. Speaks African language of Igbo.
- Moved to the United States in 2013, at age 17.
- Grew up playing soccer, then started playing basketball in 2011.
- Long and athletic body.
- Lefty with great touch around the basket.
- Potential to develop into a great ACC post scorer.
- 7-foot, 1-inch wingspan. Weighed 201 lbs as a freshman, weighed 231 in Oct. 2016.
- Benched 185 lbs upon arrival in Sept. 2015, up to 300 lbs in Oct. 2016.
- Increased 185 bench from one rep to 13 reps in one year.
- Six reps of 315 squat in Oct. 2016.
- As a freshman (2015-16) scored in double digits once with 11 points against Mississippi State in the Puerto Rico Classic.
- Signed with Charlotte, then was released from commitment after 49ers coach was let go.
- No. 134 player and No. 19 center in 2015 class by Rivals.com ... No. 70 player, No. 20 power forward and No. 5 player in North Carolina in 2015 class by 247Sports. First-team All-Charlotte Observer.
- Averaged 21.0 points, 15.0 rebounds and 6.0 blocks for Victory Christian Center School as a senior. Averaged 18.0 points, 12.0 rebounds and 6.0 blocks in junior season.
- Played AAU for Charlotte ACES
- In high school also played soccer and ran the 100 and 200 meters in track.
- Born June 28, 1996. Son of Emma and Ifeoma Izundu. One brother: Okwy; Four sisters: Chioma Ojo, Vivian, Chingo and Ifunaya.
- Majoring in sports administration.

- Favorites: Athlete: Kevin Durant. Athlete in another sport: Cristiano Ronaldo. Pro sports team: OKC Thunder. Meal: Rice, Chicken, Sweet plantains. Midnight snack: Chicken wings. Video game: Grand Theft Auto. Class at UM: Dance. Ice Cream: Strawberry. Cereal: Lucky Charms. Movie: Fast & Furious 6. TV Show: Game of Thrones. Musical Artist: Future.
- When I played ball as a kid, I pretended I was: Hakeem Olajuwon. When I was little, I wanted to be a: Soccer player. Now my dream job is: Own my own business.

2015-16			
Opposition	P	R	A
UTRGV	0	0	0
Louisiana	0	0	0
vs. Miss. St.	11	7	0
vs. Utah	4	3	1
vs. Butler	DNP		
Northeastern	DNP		
at Nebraska	DNP		
Charlotte	0	0	1
Florida	0	1	0
Charleston	1	0	0
at La Salle	6	4	0
Princeton	DNP		
Syracuse	DNP		
Florida State	DNP		
at Virginia	DNP		
at Clemson	0	0	0
at Boston College	DNP		
Wake Forest	DNP		
DUKE	DNP		
at NC State	DNP		
Notre Dame	DNP		
at Georgia Tech	DNP		
Pittsburgh	2	0	0
at Florida State	0	0	0
Virginia Tech	0	0	0
at North Carolina	6	2	1
Virginia	DNP		
Louisville	DNP		
at Notre Dame	DNP		
at Virginia Tech	2	0	0
vs. Virginia Tech	DNP		
vs. Virginia	DNP		
vs. Buffalo	DNP		
vs. Wichita State	DNP		
vs. Villanova	0	2	0

IZUNDU HIGHS

Points

Season: 16, at NC State, 2/4/17

Career: 16, at NC State, 2/4/17

ACC: 16, at NC State, 2/4/17

Rebounds

Season: 7, vs. NC State, 12/31/16

Career: 7 (2x) last vs. NC State, 12/31/16

ACC: 7, vs. NC State, 12/31/16

Assists

Season: 1 (6x) last at Virginia, 2/20/17

Career: 1 (9x) last at Virginia, 2/20/17

ACC: 1 (5x) last at Virginia, 2/20/17

Steals

Season: 1 (7x) last vs. Duke, 2/25/17

Career: 1 (9x) last vs. Duke, 2/25/17

ACC: 1 (5x) last vs. Duke, 2/25/17

Blocked Shots

Season: 3 (3x) last vs. Notre Dame, 1/12/17

Career: 3 (3x) last vs. Notre Dame, 1/12/17

ACC: 3, vs. Notre Dame, 1/12/17

Field Goals

Season: 6, at NC State, 2/4/17

Career: 6, at NC State, 2/4/17

ACC: 6, at NC State, 2/4/17

Field Goal Attempts

Season: 10, vs. Clemson, 2/18/17

Career: 10, vs. Clemson, 2/18/17

ACC: 10, vs. Clemson, 2/18/17

Free Throws

Season: 4 (3x) last at NC State, 2/4/17

Career: 5, vs. Mississippi State, 11/19

ACC: 4 (2x) last at NC State, 2/4/17

Free Throw Attempts

Season: 5 (2x) last at NC State, 2/4/17

Career: 7, vs. Mississippi State, 11/19

ACC: 6, at North Carolina, 2/20/16

3-Point Field Goal Attempts

Career: --

Minutes

Season: 27, at NC State, 2/4/17

Career: 27, at NC State, 2/4/17


ACC: 27, at NC State, 2/4/17

IZUNDU CAREER STATISTICS

IZUNDU CAREER STATISTICS								3-Point			Free Throws			Rebounds								Scoring			
Season	GP	GS	Min.	Avg.	FG	FGA	Pct.	FG	FGA	Pct.	FT	FTA	Pct.	Off.	Def.	Tot.	Avg.	PF	FO	Ast.	TO	Blk	Stl	Pts.	Avg.
2015-16	15	0	79	5.3	10	16	.625	0	0	.000	12	19	.632	13	6	19	1.3	17	0	3	5	3	2	32	2.1
2016-17	27	8	350	13.0	51	89	.573	0	0	.000	26	36	.722	42	45	87	3.2	61	2	6	26	24	7	128	4.7
TOTAL	42	8	429	10.2	61	105	.581	0	0	.000	38	55	.691	55	51	106	2.5	78	2	9	31	27	9	160	3.8

IZUNDU 2016-17

Opponent	Date	GS	Min	FG	FGA	Pct	3-PTS	FGA	Pct	FT	FTA	Pct	Off	Def	Tot	Avg	PF	FO	A	TO	Blk	Stl	Pts	Avg
W Carolina	11-11-16	*	13	5	5	1.000	0	0	.000	4	4	1.000	2	3	5	5.0	3	0	1	3	1	1	14	14.0
at North Florida	11-16-16	*	4	2	2	1.000	0	0	.000	0	0	.000	3	1	4	4.5	1	0	0	0	0	0	4	9.0
Penn	11-19-16		DNP																					
vs Stanford	11-24-16	*	11	0	2	.000	0	0	.000	0	0	.000	2	1	3	4.0	2	0	0	1	1	0	0	6.0
vs Iowa State	11-25-16	*	9	0	0	.000	0	0	.000	0	0	.000	1	2	3	3.8	1	0	0	1	1	0	0	4.5
vs Florida	11-27-16		2	0	0	.000	0	0	.000	0	0	.000	0	0	0	3.0	2	0	0	0	0	0	0	3.6
RUTGERS	11-30-16		12	2	2	1.000	0	0	.000	0	0	.000	0	2	2	2.8	4	0	0	2	3	0	4	3.7
vs Wofford	12-03-16		15	3	5	.600	0	0	.000	3	4	.750	3	2	5	3.1	3	0	0	3	1	1	9	4.4
SC STATE	12-06-16		17	4	7	.571	0	0	.000	1	2	.500	2	1	3	3.1	0	0	0	1	3	0	9	5.0
FAU	12-16-16		6	0	0	.000	0	0	.000	2	2	1.000	1	1	2	3.0	4	0	0	3	0	1	2	4.7
GEO. WASH.	12-22-16		20	4	6	.667	0	0	.000	4	5	.800	3	1	4	3.1	1	0	0	0	1	0	12	5.4
COLUMBIA	12-28-16		16	2	3	.667	0	0	.000	2	2	1.000	1	2	3	3.1	2	0	1	0	1	1	6	5.5
NC STATE	12-31-16		19	1	2	.500	0	0	.000	1	2	.500	4	3	7	3.4	3	0	0	1	0	0	3	5.3
at Syracuse	01-04-17		7	0	1	.000	0	0	.000	0	0	.000	1	1	2	3.3	2	0	0	0	1	0	0	4.8
NOTRE DAME	01-12-17		10	1	1	1.000	0	0	.000	0	0	.000	1	3	4	3.4	3	0	0	0	3	0	2	4.6
at Pitt	01-14-17		9	1	3	.333	0	0	.000	0	0	.000	1	1	2	3.3	2	0	0	1	0	0	2	4.5
at Wake Forest	01-18-17		10	3	4	.750	0	0	.000	0	0	.000	2	3	5	3.4	5	1	0	1	0	0	6	4.6
at Duke	01-21-17		14	0	2	.000	0	0	.000	0	2	.000	1	1	2	3.3	1	0	1	1	0	0	0	4.3
BOSTON COLLEGE	01-25-17		6	0	2	.000	0	0	.000	0	0	.000	0	2	2	3.2	2	0	0	0	0	0	0	4.1
NORTH CAROLINA	01-28-17		8	0	1	.000	0	0	.000	0	0	.000	0	3	3	3.2	2	0	0	0	2	0	0	3.8
FLORIDA STATE	02-01-17		5	0	0	.000	0	0	.000	0	0	.000	1	0	1	3.1	0	0	0	1	0	0	0	3.7
at NC State	02-04-17		27	6	9	.667	0	0	.000	4	5	.800	4	2	6	3.2	5	1	0	2	1	1	16	4.2
VIRGINIA TECH	02-08-17		19	4	6	.667	0	0	.000	0	0	.000	1	0	1	3.1	2	0	1	0	1	0	8	4.4
at LOUISVILLE	02-11-17		15	3	4	.750	0	0	.000	2	2	1.000	2	3	5	3.2	4	0	0	3	2	0	8	4.6
GEORGIA TECH	02-15-17	*	13	1	2	.500	0	0	.000	0	0	.000	0	3	3	3.2	0	0	0	0	0	0	2	4.5
CLEMSON	02-18-17	*	25	5	10	.500	0	0	.000	2	4	.500	1	1	2	3.2	3	0	1	1	0	1	12	4.8
at Virginia	02-20-17	*	20	3	5	.600	0	0	.000	0	0	.000	2	1	3	3.2	3	0	1	1	0	0	6	4.8
DUKE	02-25-17	*	18	1	5	.200	0	0	.000	1	2	.500	3	2	5	3.2	1	0	0	0	2	1	3	4.7



3 ANTHONY LAWRENCE, JR.

So. | 6-7 | 210 | Guard
St. Petersburg, Fla. | Lakewood Senior HS

- Nickname is Amp.
- Can play multiple positions. Was point guard in high school and plays small forward at Miami.
- Athletic and can attack the basket with authority.
- Son of a high school coach.
- Increased 185 bench to 18 reps as a sophomore, from 12 as a freshman.
- Benched personal best 320 lbs in Oct. 2016. Has added 15 lbs on bench since March 2016.
- Led Lakewood Senior High School team to the Class 5A state championship game as a junior. Scored 18 points in the championship game and totaled 25 rebounds in two state tournament games.
- Averaged 20 points and 13 rebounds as a junior at Lakewood. In sophomore campaign, averaged 21 points, eight rebounds and four steals.
- Listed as a three-star recruit by ESPN.
- Played AAU ball for Each 1 Teach 1 Elite.
- Also was on the track team in high school, participating in the high jump.
- Born Sept. 6, 1996 in St. Petersburg, Fla. Son of Anthony Sr. and Zelia One sister, Taylor.
- Father, Anthony Lawrence Sr., was a two-year letterman at Miami from 1991-93 and after college, played overseas in Portugal, Mexico and the Dominican Republic. Uncle, Patrick, also played at Miami from 1991-94.
- Majoring in sports administration.
- Played in first basketball game at age four.

• Favorites: Athlete: LeBron. Athlete in another sport: Lionel Messi. Pro sports team: Warriors. Meal: Crabs. Midnight snack: Gushers. Class at UM: Dance. Book: More than a Game – LeBron James. Ice Cream: Vanilla. Cereal: Captain Crunch with Crunch Berries. Movie: Friday. TV Show: Martin. Musical Artist: Young Thug.

• When I played ball as a kid, I pretended I was: LeBron. My first job was: Swept floors at a barber shop. When I was little, I wanted to be a: Rapper or NBA player. Now my dream job is: Rapper.

2015-16			
Opposition	P	R	A
UTRGV	1	2	0
Louisiana	12	6	4
vs. Miss. St.	10	4	2
vs. Utah	0	0	2
vs. Butler	7	1	1
Northeastern	0	1	0
at Nebraska	13	7	0
Charlotte	9	1	1
Florida	DNP		
Charleston	11	2	1
at La Salle	2	2	3
Princeton	0	1	0
Syracuse	1	2	0
Florida State	0	0	0
at Virginia	0	1	0
at Clemson	3	1	0
at Boston College	0	0	1
Wake Forest	0	0	0
DUKE	DNP		
at NC State	0	0	0
Notre Dame	18	2	0
at Georgia Tech	5	3	3
Pittsburgh	2	1	0
at Florida State	3	1	1
Virginia Tech	5	2	0
at North Carolina	11	4	2
Virginia	1	3	2
Louisville	3	2	1
at Notre Dame	0	1	2
at Virginia Tech	2	4	0
vs. Virginia Tech	4	2	1
vs. Virginia	5	4	0
vs. Buffalo	0	0	0
vs. Wichita State	0	2	0
vs. Villanova	8	1	0

LAWRENCE, JR. HIGHS

Points

Season: 19, at NC State, 2/4/17
Career: 19 at NC State, 2/4/17
ACC: 19, at NC State, 2/4/17

Rebounds

Season: 9, vs. Notre Dame, 1/12/17
Career: 9, vs. Notre Dame, 1/12/17
ACC: 9, vs. Notre Dame, 1/12/17

Assists

Season: 5 (2x) last at Virginia, 2/20/17
Career: 5 (2x) last at Virginia, 2/20/17
ACC: 5 (2x) last at Virginia, 2/20/17

Steals

Season: 4 (2x) last vs. Stanford, 11/24/16
Career: 4 (2x) last vs. Stanford, 11/24/16
ACC: 3 (2x) last vs. Clemson, 2/18/17

Blocked Shots

Season: 3, vs. Western Carolina, 11/11/16
Career: 3, vs. Western Carolina, 11/11/16
ACC: 2 (2x) last vs. Virginia Tech, 2/17/16

Field Goals

Season: 7, at NC State, 2/4/17
Career: 7, at NC State, 2/4/17
ACC: 7, at NC State, 2/4/17

Field Goal Attempts

Season: 9 (4x) last vs. Clemson, 2/18/17
Career: 9 (4x) last vs. Clemson, 2/18/17
ACC: 9 (3x) last vs. Clemson, 2/18/17

Free Throws

Season: 4 (5x) last at Virginia, 2/20/17
Career: 5, vs. Louisiana, 11/16/15
ACC: 4 (5x) last at Virginia, 2/20/17

Free Throw Attempts

Season: 5 (3x) last vs. Georgia Tech, 2/15/17
Career: 6 (2x) last vs. Mississippi State, 11/19/15
ACC: 5 (2x) last vs. Georgia Tech, 2/15/17

3-Point Field Goals

Season: 4, at Wake Forest, 1/18/17
Career: 4 (2x) last at Wake Forest, 1/18/17
ACC: 4 (2x) last at Wake Forest, 1/18/17

3-Point Field Goal Attempts

Season: 8, at Wake Forest, 1/18/17
Career: 8, at Wake Forest, 1/18/17
ACC: 8, at Wake Forest, 1/18/17

Minutes

Season: 40, at Virginia, 2/20/17
Career: 40, at Virginia, 2/20/17
ACC: 40, at Virginia, 2/20/17

LAWRENCE CAREER STATISTICS

Season	GP	GS	Min.	Avg.	FG			3-Point			Free Throws			Rebounds				Scoring							
					FG	FGA	Pct.	FG	FGA	Pct.	FT	FTA	Pct.	Off.	Def.	Tot.	Avg.	PF	FO	Ast.	TO	Blk	Stl	Pts.	Avg.
2015-16	33	0	397	12.0	47	92	.511	18	42	.429	24	40	.600	29	34	63	1.9	39	0	27	13	11	17	136	4.1
2016-17	28	13	719	25.7	62	148	.419	28	80	.350	40	54	.741	24	86	110	3.9	64	1	50	40	14	37	192	6.9
TOTAL	61	13	1116	18.3	109	240	.454	46	122	.377	64	94	.681	53	120	173	2.8	103	1	77	53	25	54	328	5.4

LAWRENCE 2016-17

Opponent	Date	GS	Min	TOTAL			3-PTS			FREE THROWS			REBOUNDS				PF	FO	A	TO	Blk	Stl	Pts	Avg
				FG	FGA	Pct	3FG	FGA	Pct	FT	FTA	Pct	Off	Def	Tot	Avg								
W Carolina	11-11-16	*	23	3	5	.600	1	1	1.000	1	1	1.000	1	5	6	6.0	2	0	3	1	3	3	8	8.0
at North Florida	11-16-16	*	31	4	8	.500	1	3	.333	1	2	.500	1	4	5	5.5	1	0	2	4	1	1	10	9.0
Penn	11-19-16	*	33	0	3	.000	0	1	.000	0	0	.000	0	3	3	4.7	3	0	2	3	1	4	0	6.0
vs Stanford	11-24-16	*	24	6	9	.667	3	6	.500	3	3	1.000	0	3	3	4.3	3	0	1	2	0	4	18	9.0
vs Iowa State	11-25-16	*	24	1	6	.167	0	2	.000	4	5	.800	0	2	2	3.8	4	0	0	2	0	1	6	8.4
vs Florida	11-27-16	*	20	1	4	.250	0	3	.000	0	0	.000	0	3	3	3.7	5	1	2	1	0	1	2	7.3
RUTGERS	11-30-16		25	2	6	.333	1	4	.250	3	4	.750	0	4	4	3.7	0	0	0	1	0	2	8	7.4
vs Wofford	12-03-16		17	1	2	.500	1	2	.500	0	0	.000	0	5	5	3.9	1	0	1	2	0	0	3	6.9
SC STATE	12-06-16		23	1	4	.250	1	3	.333	2	2	1.000	1	6	7	4.2	2	0	1	0	1	0	5	6.7
FAU	12-16-16		23	4	5	.800	3	3	1.000	2	4	.500	3	3	6	4.4	3	0	0	1	0	1	13	7.3
GEO. WASH.	12-22-16		21	1	3	.333	0	0	.000	0	0	.000	0	2	2	4.2	3	0	2	1	1	1	2	6.8
COLUMBIA	12-28-16		29	4	6	.667	0	1	.000	2	5	.400	3	2	5	4.3	3	0	1	3	2	3	10	7.1
NC STATE	12-31-16		28	3	8	.375	0	4	.000	0	2	.000	2	3	5	4.3	2	0	1	1	0	2	6	7.0
at Syracuse	01-04-17		6	0	1	.000	0	0	.000	0	0	.000	0	0	0	4.0	2	0	1	1	0	0	0	6.5
NOTRE DAME	01-12-17		25	2	9	.222	1	2	.500	1	2	.500	7	2	9	4.3	1	0	1	1	1	1	6	6.5
at Pitt	01-14-17		26	4	5	.800	1	1	1.000	0	0	.000	1	4	5	4.4	4	0	2	0	0	2	9	6.6
at Wake Forest	01-18-17		23	4	8	.500	4	8	.500	4	4	1.000	0	0	0	4.1	3	0	2	1	0	0	16	7.2
at Duke	01-21-17		14	0	3	.000	0	2	.000	0	0	.000	0	0	0	3.9	4	0	0	0	0	0	0	6.8
BOSTON COLLEGE	01-25-17	*	30	2	5	.400	2	4	.500	1	2	.500	1	5	6	4.0	1	0	1	3	0	0	7	6.8
NORTH CAROLINA	01-28-17	*	31	1	5	.200	1	4	.250	0	0	.000	0	4	4	4.0	3	0	4	1	1	3	3	6.6
FLORIDA STATE	02-01-17	*	30	1	4	.250	0	3	.000	0	0	.000	0	2	2	3.9	2	0	1	0	0	0	2	6.4
at NC State	02-04-17		32	7	9	.778	3	5	.600	2	2	1.000	1	3	4	3.9	1	0	2	1	1	0	19	7.0
VIRGINIA TECH	02-08-17		29	5	7	.714	2	4	.500	0	0	.000	1	3	4	3.9	2	0	3	0	0	2	12	7.2
at LOUISVILLE	02-11-17		26	1	5	.200	1	4	.250	4	4	1.000	1	2	3	3.9	1	0	3	0	1	0	7	7.2
GEORGIA TECH	02-15-17	*	29	0	1	.000	0	0	.000	4	5	.800	0	4	4	3.9	2	0	2	6	0	1	4	7.0
CLEMSON	02-18-17	*	37	4	9	.444	2	5	.400	0	1	.000	1	3	4	3.9	0	0	5	0	0	3	10	7.2
at Virginia	02-20-17	*	40	0	4	.000	0	3	.000	4	4	1.000	0	6	6	4.0	4	0	5	2	1	1	4	7.0
DUKE	02-25-17	*	20	0	4	.000	0	2	.000	2	2	1.000	0	3	3	3.9	2	0	2	2	0	1	2	6.9



14 RODNEY MILLER

Fr. | 7-0 | 258 | Center
Laurelton, N.Y. | Oak Hill Academy (Va.)

- Soft touch around the rim.
 - Never lifted weights in high school. Increased 185 bench from one rep to four reps in three months.
 - Consensus four-star recruit, ranked No. 90 overall by Scout.com and No. 96 by 247.com. As a center, was ranked No. 15 by ESPN and No. 17 by Scout.com.
 - Has a 7-foot-1-inch wingspan.
 - Played AAU ball for the NY Lightning.
 - In 2014 participated in the Nike Elite 100.
 - On Oak Hill's Honor Court, a leadership committee where student members are chosen by the administration for their citizenship and sound ethical and moral judgment.
 - Also played baseball and water polo in school.
 - Played freshman season at St. Benedict's (N.J.).
 - Born Dec. 29, 1996. Son of Maria and Rodney Miller, Sr. Brother to Sasha.
 - Majoring in business and finance.
 - Started playing basketball at age 11 and first dunk was at age 12, in the Rucker League.
- Favorites: Athlete: Bill Russell. Athlete in another sport: Cristiano Ronaldo. Pro sports team: NY Knicks. Meal: Mom's meatloaf / mashed potatoes. Midnight snack: Honey Bun. Class at UM: Public Speaking. Ice Cream: Rocky Road. Cereal: Cinnamon Toast Crunch. Movie: Space Jam. TV Show: The Flash.
- No one can believe I watch: Naruto (anime). My dream job is: Businessman in NBA.

MILLER HIGHS

Points

Season: 5, vs. Western Carolina, 11/11/16
ACC: 3, vs. Florida State, 2/1/17

Rebounds

Season: 3, at North Florida, 11/16/16
ACC: --

Assists

Season: --
ACC: --

Steals

Season: --
ACC: --

Blocked Shots

Season: 1, vs. NC State, 12/31/16
ACC: 1, vs. NC State, 12/31/16

Field Goals

Season: 2, at North Florida, 11/16/16
ACC: --

Field Goal Attempts

Season: 4, vs. Western Carolina, 11/11/16
ACC: 1, at Pitt, 1/14/17

Free Throws

Season: 3, vs. Western Carolina, 11/11/16
ACC: 1, at Wake Forest, 1/18/17

Free Throw Attempts

Season: 6, vs. Western Carolina, 11/11/16
ACC: 2, at Wake Forest, 1/18/17

3-Point Field Goals

Season: --
ACC: --

3-Point Field Goal Attempts

Season: --
ACC: --

Minutes


Season: 11, at North Florida, 11/16/16
ACC: 3, vs. NC State, 12/31/16

MILLER CAREER STATISTICS

Season	GP	GS	Min.	Avg.	FG	FGA	Pct.	FG	FGA	Pct.	FT	FTA	Pct.	Off.	Def.	Tot.	Avg.	PF	FO	Ast.	TO	Blk	Stl	Pts.	Avg.
2016-17	13	0	48	3.7	4	8	.500	0	0	.000	4	9	.444	3	4	7	0.5	5	0	0	1	1	0	12	0.9

2016-17	13	0	48	3.7	4	8	.500	0	0	.000	4	9	.444	3	4	7	0.5	5	0	0	1	1	0	12	0.9
---------	----	---	----	-----	---	---	------	---	---	------	---	---	------	---	---	---	-----	---	---	---	---	---	---	----	-----

MILLER 2016-17			TOTAL				3-PTS			FREE THROWS			REBOUNDS													
Opponent	Date	GS	Min	FG	FGA	Pct	3FG	FGA	Pct	FT	FTA	Pct	Off	Def	Tot	Avg	PF	FO	A	TO	Blk	Stl	Pts	Avg		
W Carolina	11-11-16		10	1	4	.250	0	0	.000	3	6	.500	2	0	2	2.0	1	0	0	0	0	0	5	5.0		
at North Florida	11-16-16		11	2	2	1.000	0	0	.000	0	0	.000	1	2	3	2.5	2	0	0	0	0	0	4	4.5		
Penn	11-19-16		4	1	1	1.000	0	0	.000	0	0	.000	0	0	0	1.7	1	0	0	0	0	0	2	3.7		
vs Stanford	11-24-16		DNP																							
vs Iowa State	11-25-16		DNP																							
vs Florida	11-27-16		1	0	0	.000	0	0	.000	0	0	.000	0	0	0	1.3	0	0	0	0	0	0	0	2.8		
RUTGERS	11-30-16		2	0	0	.000	0	0	.000	0	1	.000	0	0	0	1.0	1	0	0	0	0	0	0	2.2		
vs Wofford	12-03-16		DNP																							
SC STATE	12-06-16		7	0	0	.000	0	0	.000	0	0	.000	0	2	2	1.2	0	0	0	1	0	0	0	1.8		
FAU	12-16-16		3	0	0	.000	0	0	.000	0	0	.000	0	0	0	1.0	0	0	0	0	0	0	0	1.6		
GEO. WASH.	12-22-16		DNP																							
COLUMBIA	12-28-16		DNP																							
NC STATE	12-31-16		3	0	0	.000	0	0	.000	0	0	.000	0	0	0	0.9	0	0	0	0	1	0	0	1.4		
at Syracuse	01-04-17		0	0	0	.000	0	0	.000	0	0	.000	0	0	0	0.8	0	0	0	0	0	0	0	1.2		
NOTRE DAME	01-12-17		DNP																							
at Pitt	01-14-17		2	0	1	.000	0	0	.000	0	0	.000	0	0	0	0.7	0	0	0	0	0	0	0	1.1		
at Wake Forest	01-18-17		1	0	0	.000	0	0	.000	1	2	.500	0	0	0	0.6	0	0	0	0	0	0	1	1.1		
at Duke	01-21-17		DNP																							
BOSTON COLLEGE	01-25-17		DNP - Illness																							
NORTH CAROLINA	01-28-17		DNP - Illness																							
FLORIDA STATE	02-01-17		3	0	0	.000	0	0	.000	0	0	.000	0	0	0	0.6	0	0	0	0	0	0	0	1.0		
at NC State	02-04-17		DNP																							
VIRGINIA TECH	02-08-17		DNP																							
at LOUISVILLE	02-11-17		1	0	0	.000	0	0	.000	0	0	.000	0	0	0	0.5	0	0	0	0	0	0	0	0.9		
GEORGIA TECH	02-15-17		DNP																							
CLEMSON	02-18-17		DNP																							
at Virginia	02-20-17		DNP																							
DUKE	02-25-17		DNP																							



21 KAMARI MURPHY

RSr. | 6-8 | 220 | Forward

Brooklyn, N.Y. | Oklahoma State | IMG | Lincoln HS

Miami Hoophall Invitational MVP, 2016

- First name pronounced Kuh-mar-EE.
- Explosive athlete with pogo-stick type hops.
- Versatile defender who can guard positions 1-5.
- Excellent rebounder at both ends of the court.
- Great straight-line driver.
- Focused on increasing skill level to become a consistent perimeter shooter and to gain a proficient inside-outside game.
- 43-inch three-step vertical jump.
- Three-rep squat max is 385 lbs.
- 20 reps in 185 lb bench press. Max bench is 305.
- Transferred from Oklahoma State in fall of 2014. Sat out 2014-15 season at Miami due to NCAA transfer rules.
- Led Cowboys in total rebounds and total blocks as a sophomore.
- Graduated from Lincoln High School in Brooklyn, N.Y., same school that produced Stephon Marbury, Sebastian Telfair and Lance Stephenson. Averaged 17 points and more than 10 rebounds per game as senior. Helped lead Railsplitters to PSAL Class-AA title game as senior and Brooklyn regular-season crown and borough title. Also played football for two seasons in high school. Ranked as No. 6 player in state of New York in 2011 according to HoopScoop.com.
- Spent post-graduate year at IMG Academy in Bradenton, Fla., and was starting forward. Averaged 20.0 points, 10.0 rebounds and 3.0 assists for team that finished 28-2 against prep schools and was ranked among the top-five nationally. Ranked No. 10 on HoopScoop.com's list of top fifth-year players in 2012.
- Born on Dec. 14, 1993. Son of Michael Murphy and Kemel and Kaheem Draper. Second oldest of six boys: Jacori, Kusamae, Maalik, Mikwan and Kieron.
- Graduated in May 2016 with B.A. in sociology and minor in communications, now pursuing second degree.
- Started playing basketball at age four.

• Favorites: Athlete: LeBron James. Athlete in another sport: Tom Brady. Pro sports team: Cavs. Meal: Soul food. Midnight snack: Peanut butter & jelly. Video game: 2K FIFA. Ice Cream: Strawberry. Cereal: Frosted Flakes. Movie: Gone in 60 Seconds. TV Show: Power. Musical Artist: Young Thug / Drake. Life is not a sprint, it is a marathon.

• No one can believe I watch: Animal Planet. When I played ball as a kid, I pretended I was: Kevin Garnett. Why UM: Coach L. Started playing basketball: Age 10.

MURPHY HIGHS

Points

Season: 15, vs. Clemson, 2/18/17
Career: 15, vs. Clemson, 2/18/17
ACC: 15, vs. Clemson, 2/18/17

Rebounds

Season: 15, at Duke, 1/21/17
Career: 15, at Duke, 1/21/17
ACC: 15, at Duke, 1/21/17

Assists

Season: 2 (2x) last vs. Clemson, 2/18/17
Career: 3 (2x) last vs. Robert Morris, 12/30/13
ACC: 2 (2x) last vs. Clemson, 2/18/17

Steals

Season: 2 (2x) last vs. Georgia Tech, 2/16/17
Career: 3, vs. Texas, 1/8/14
ACC: 2 (2x) last vs. Georgia Tech, 2/16/17

Blocked Shots

Season: 2 (3x) last at Duke, 1/21/17
Career: 4 (3x) last vs. Texas, 1/8/14
ACC: 2 (5x) last at Duke, 1/21/17

Field Goals

Season: 7, vs. Clemson, 2/18/17
Career: 7, vs. Clemson, 2/18/17
ACC: 7, vs. Clemson, 2/18/17

Field Goal Attempts

Season: 10, vs. Wofford, 12/3/16
Career: 11, vs. Gonzaga, 3/21/14
ACC: 9 (3x) last vs. Clemson, 2/18/17

Free Throws

Season: 4 (2x) last vs. Boston College, 1/25/17
Career: 5, vs. Notre Dame, 2/3/16
ACC: 5, vs. Notre Dame, 2/3/16

Free Throw Attempts

Season: 5 (2x) last vs. Boston College, 1/25/17
Career: 6 vs. Texas Tech, 1/19/13
ACC: 5 (2x) last vs. Boston College, 1/25/17

3-Point Field Goals

Season: --
Career: 1 (2x) last vs. Central Ark., 12/16/12
ACC: --

3-Point Field Goal Attempts

Season: 1, vs. Penn, 11/19/16
Career: 1 (12x) last, vs. Penn, 11/19/16
ACC: 1 (4x) last at North Carolina, 2/20/16

Minutes

Season: 38, at Virginia, 2/20/17
Career: 41, at Iowa State, 3/8/14
ACC: 38, at Virginia, 2/20/17

2012-13 (OSU)					2013-14 (OSU)					2015-16 (UM)				
Opposition	P	R	A		Opposition	P	R	A		Opposition	P	R	A	
UC Davis	7	6	0		Utah Valley	2	6	1		UTRGV				
vs Akron	1	6	0		Arkansas-PB	7	6	0		Louisiana				
vs Tennessee	4	7	1		Memphis	5	7	1		vs. Miss. St.				
vs NC State	4	10	1		at USF	0	5	2		vs. Utah	2	1	1	
Portland State	9	5	0		vs Purdue	6	6	0		vs. Butler	5	4	0	
at Virginia Tech	13	5	1		vs Butler	10	8	2		Northeastern	2	6	0	
USF	8	7	2		vs Memphis	6	6	0		at Nebraska	10	5	0	
Missouri State	4	9	2		South Carolina	8	7	0		Charlotte	11	7	1	
Central Arkansas	9	7	1		vs Louisiana Tech	10	3	1		Florida	8	6	1	
UT Arlington	2	1	0		Delaware State	5	7	1		Charleston	4	6	0	
Tennessee Tech	12	5	2		vs Colorado	4	5	0		at La Salle	6	10	1	
Gonzaga	0	1	0		Robert Morris	10	8	3		Princeton	10	5	1	
at Kansas State	6	1	0		at Kansas State	2	3	1		Syracuse	8	8	1	
TCU	4	6	3		Texas	4	5	1		Florida State	5	6	1	
at Oklahoma	0	3	0		at West Virginia	7	5	0		at Virginia	0	3	0	
Texas Tech	5	5	2		TCU	8	8	0		at Clemson	7	6	1	
at Baylor	0	0	0		at Kansas	12	1	1		at Boston College	6	6	0	
West Virginia	0	0	0		West Virginia	0	2	0		Wake Forest	4	7	2	
Iowa State	0	1	0		at Oklahoma	4	9	2		DUKE	4	5	0	
at Kansas	4	5	1		Baylor	9	5	0		at NC State	4	4	0	
Baylor	8	4	1		Iowa State	7	6	0		Notre Dame	11	2	0	
at Texas	5	6	1		at Texas Tech	4	6	1		at Georgia Tech	10	3	0	
at Texas Tech	4	4	0		at Texas	10	10	0		Pittsburgh	4	8	0	
Oklahoma	2	4	0		Oklahoma	7	13	1		at Florida State	4	9	0	
Kansas	0	0	0		at Baylor	3	9	2		Virginia Tech	6	10	0	
at West Virginia	2	2	1		Texas Tech	10	6	2		at North Carolina	2	5	1	
at TCU	2	1	0		at TCU	6	11	1		Virginia	4	11	1	
Texas	1	4	0		Kansas	8	4	0		Louisville	0	3	0	
at Iowa State	2	2	1		Kansas State	4	6	0		at Notre Dame	2	7	1	
Kansas State	0	1	0		at Iowa State	6	9	0		vs. Virginia Tech	9	6	0	
vs Baylor	2	0	1		vs Texas Tech	2	1	0		vs. Virginia Tech	4	5	1	
vs Kansas State	2	6	0		vs Kansas	6	6	0		vs. Buffalo	7	4	0	
Oregon	4	6	0		vs. Gonzaga	8	8	0		vs. Wichita State	4	7	0	
										vs. Villanova	6	3	1	


DOUBLE-DOUBLES		
Opposition	P	R
Virginia	10	11
NC State	11	10
Wofford	14	10
Buffalo	11	13
Texas	10	10

MURPHY CAREER STATISTICS

OK State	GP	GS	Min.	Avg.	FG	FGA	Pct.	3-Point FG	3-Point FGA	Pct.	Free Throws FT	Free Throws FTA	Pct.	Rebounds Off.	Rebounds Def.	Tot.	Avg.	PF	FO	Ast.	TO	Blk	Stl	Pts.	Avg.
2012-13	33	15	596	18.1	53	115	.461	2	4	.500	18	35	.514	52	78	130	3.9	73	2	21	35	20	8	126	3.8
2013-14	33	21	855	25.9	82	153	.536	0	0	.000	36	63	.571	63	144	207	6.3	113	10	23	38	41	17	200	6.1
Totals	66	36	1451	22.0	135	268	.504	2	4	.500	54	98	.551	115	222	337	5.1	186	12	44	73	61	25	326	4.9
Miami																									
2015-16	32	28	797	24.9	78	153	.510	0	7	.000	24	43	.558	47	144	191	6.0	68	2	16	26	30	13	180	5.6
2016-17	28	28	816	29.1	81	152	.533	0	1	.000	33	56	.589	71	143	214	7.6	69	2	13	43	20	12	195	7.0
TOTAL	60	56	1613	26.9	159	305	.521	0	8	.000	57	99	.576	118	287	405	6.8	137	4	29	69	50	25	375	6.3

MURPHY 2016-17

Opponent	Date	GS	Min	FG	FGA	Pct	3FG	FGA	Pct	FT	FTA	Pct	Off	Def	Tot	Avg	PF	FO	A	TO	Blk	Stl	Pts	Avg
W Carolina	11-11-16	*	24	5	9	.556	0	0	.000	3	4	.750	3	5	8	8.0	1	0	0	2	1	1	13	13.0
at North Florida	11-16-16	*	27	3	6	.500	0	0	.000	2	2	1.000	3	6	9	8.5	2	0	1	3	0	0	8	10.5
Penn	11-19-16	*	26	3	7	.429	0	1	.000	0	0	.000	4	4	8	8.3	4	0	2	1	0	1	6	9.0
vs Stanford	11-24-16	*	32	3	5	.600	0	0	.000	0	1	.000	2	5	7	8.0	3	0	1	3	2	0	6	8.3
vs Iowa State	11-25-16	*	32	1	5	.200	0	0	.000	2	2	1.000	2	10	12	8.8	3	0	0	4	0	0	4	7.4
vs Florida	11-27-16	*	36	1	5	.200	0	0	.000	0	0	.000	2	8	10	9.0	1	0	1	2	1	0	2	6.5
RUTGERS	11-30-16	*	30	1	2	.500	0	0	.000	2	3	.667	2	2	4	8.3	5	1	0	3	3	1	4	6.1
vs Wofford	12-03-16	*	28	5	10	.500	0	0	.000	4	4	1.000	3	7	10	8.5	2	0	0	1	1	0	14	7.1
SC STATE	12-06-16	*	20	4	4	1.000	0	0	.000	0	2	.000	3	3	6	8.2	0	0	0	1	0	0	8	7.2
FAU	12-16-16	*	23	3	6	.500	0	0	.000	1	5	.200	3	7	10	8.4	3	0	1	1	0	0	7	7.2
GEO. WASH.	12-22-16	*	25	2	5	.400	0	0	.000	1	2	.500	3	1	4	8.0	2	0	1	1	0	0	5	7.0
COLUMBIA	12-28-16	*	21	3	4	.750	0	0	.000	1	2	.500	2	3	5	7.8	3	0	0	3	0	0	7	7.0
NC STATE	12-31-16	*	32	5	9	.556	0	0	.000	1	1	1.000	6	4	10	7.9	2	0	0	0	0	0	11	7.3
at Syracuse	01-04-17	*	35	4	4	1.000	0	0	.000	0	2	.000	2	2	4	7.6	2	0	0	2	1	0	8	7.4
NOTRE DAME	01-12-17	*	32	3	7	.429	0	0	.000	1	2	.500	5	7	12	7.9	2	0	0	1	2	0	7	7.3
at Pitt	01-14-17	*	25	1	2	.500	0	0	.000	0	0	.000	1	7	8	7.9	3	0	1	2	1	1	2	7.0
at Wake Forest	01-18-17	*	26	0	3	.000	0	0	.000	2	4	.500	1	4	5	7.8	5	1	0	0	0	0	2	6.7
at Duke	01-21-17	*	27	2	7	.286	0	0	.000	0	1	.000	7	8	15	8.2	2	0	1	3	2	0	4	6.6
BOSTON COLLEGE	01-25-17	*	33	2	5	.400	0	0	.000	4	4	1.000	1	6	7	8.1	3	0	0	2	1	1	8	6.6
NORTH CAROLINA	01-28-17	*	29	2	5	.400	0	0	.000	0	0	.000	4	5	9	8.2	4	0	0	1	1	0	4	6.5
FLORIDA STATE	02-01-17	*	33	1	4	.250	0	0	.000	2	3	.667	1	4	5	8.0	2	0	1	2	0	2	4	6.4
at NC State	02-04-17	*	18	0	1	.000	0	0	.000	0	0	.000	3	2	5	7.9	0	0	0	1	0	0	0	6.1
VIRGINIA TECH	02-08-17	*	29	5	6	.833	0	0	.000	0	1	.000	1	4	5	7.7	3	0	0	0	1	1	10	6.3
at LOUISVILLE	02-11-17	*	27	4	4	1.000	0	0	.000	2	4	.500	1	1	2	7.5	4	0	0	0	0	0	10	6.4
GEORGIA TECH	02-15-17	*	37	3	4	.750	0	0	.000	3	4	.750	2	6	8	7.5	1	0	0	1	0	2	9	6.5
CLEMSON	02-18-17	*	35	7	9	.778	0	0	.000	1	1	1.000	2	7	9	7.6	3	0	2	0	1	1	15	6.8
at Virginia	02-20-17	*	38	5	8	.625	0	0	.000	0	0	.000	1	10	11	7.7	4	0	0	2	1	0	10	7.0
DUKE	02-25-17	*	36	3	6	.500	0	0	.000	1	2	.500	1	5	6	7.6	0	0	1	1	1	1	7	7.0



O JA'QUAN NEWTON

Jr. | 6-2 | 187 | Guard

Philadelphia, Pa. | Neumann-Goretti HS

- First name pronounced Juh-Quan.
- Two-guard turned starting point guard.
- Touted as one of the best sixth men in the country in 2015-16.
- Competitor with a real feel for the game. Fearless and relentless.
- Knack for getting in the lane off the dribble, then makes good decisions in the lane: floater, pass, attack.
- Improved defensively and can play multiple positions, on and off of the ball.
- 185 bench improved from one rep to nine in two seasons. Max bench is 265 lbs.
- Tremendous ability to finish eight feet and in. Working to become a better 3-point shooter.
- As a sophomore was touted by Dick Vitale as the country's best sixth man.
- Increased scoring from 4.0 ppg as a rookie to 10.5 ppg as a sophomore, the fifth-best improvement (+6.5) among ACC players.
- Ranked No. 58 in ESPN's Top 100. Ranked No. 1 in the state and 12th-best PG in the country by ESPN.
- Scored 1,972 career points in high school. Averaged 21.7 ppg as a senior, 18.0 as a junior.
- Leading scorer in both the history of the Catholic School League in Philadelphia and in Neumann-Goretti history.
- Owns three PIAA state titles. Scored 33 points and go-ahead bucket in overtime to win PIAA Class AAA Championship in 2014.
- Catholic League MVP.
- NBPA Top 100 Camp and LeBron James Skills Academy.
- Played AAU ball for Team Final, the same squad as Miami teammate Davon Reed.
- Born Ja'Quan Naasir Newton on Aug. 23, 1995 in Philadelphia. Son of the late Lisa Brown, and Joe Newton. Brother to Cary Rudd and Miing Newton.
- Mother passed away March 2014 after three-year battle with breast cancer, one day prior to state championship game in which Newton scored 33 points.
- Father was the 1998 NABC Division II national player of the year out of the University of Central Oklahoma.
- Started playing basketball at age six and first dunk was in eighth grade in an AAU game.
- Played on Chersshore Playground basketball court at 10th and Olney in Philadelphia.
- Played in the Chosen League.
- Also boxed in high school.
- Majoring in sociology at Miami.

• Favorites: Food: Fried chicken. Movie: Friday. Pro athlete: LeBron James. Subject in school: Math. Ice cream flavor: Cookies and Cream. Cartoon: Tom and Jerry. Player when I was a kid: Allen Iverson. Athlete in another sport: Cristiano Ronaldo. Pro sports team: Cavs. Midnight snack: Honey Bun. Book: Cat in the Hat. Cereal: Cinnamon Toast Crunch. TV Show: Martin. Hate to admit it, but I love: Roller skating. When I was little, I wanted to be: NBA player. Now my dream job is: Sports commentator. Why UM: Style of play and city of Miami. Ideal job after hoops: Coach.

NEWTON HIGHS

Points

Season: 23, vs. Boston College, 1/25/17
Career: 23, vs. Boston College, 1/25/17
ACC: 23, vs. Boston College, 1/25/17

Rebounds

Season: 9, vs. Columbia, 12/28/16
Career: 9, vs. Columbia, 12/28/16
ACC: 7, vs. North Carolina, 1/28/17

Assists

Season: 9, vs. Wofford, 12/3/16
Career: 9, vs. Wofford, 12/3/16
ACC: 7 (2x) last at Wake Forest, 1/18/17

Steals

Season: 3 (3x) last vs. Iowa State, 11/25/16
Career: 4 (2x) last at NC State, 1/30/16
ACC: 4, at NC State, 1/30/16

Blocked Shots

Season: 1, vs. Rutgers, 11/30/16
Career: 1 (9x) last vs. Virginia Tech, 3/10/16
ACC: 1 (3x) last vs. Virginia, 2/22/16

Field Goals

Season: 9, vs. Iowa State, 11/25/16
Career: 9, vs. Iowa State, 11/25/16
ACC: 8, vs. Boston College, 1/25/17

Field Goal Attempts

Season: 16 (2x) last vs. Notre Dame, 1/12/17
Career: 16 (2x) last vs. Notre Dame, 1/12/17
ACC: 16, vs. Notre Dame, 1/12/17

Free Throws

Season: 7 (2x) last vs. Boston College, 1/25/17
Career: 9 (2x) last vs. Virginia, 3/11/16
ACC: 7 (2x) last vs. Boston College, 1/25/17

Free Throw Attempts

Season: 10 (3x) last vs. NC State, 12/31/16
Career: 11, vs. Virginia, 3/11/16
ACC: 10 (2x) last vs. NC State, 12/31/16

3-Point Field Goals

Season: 3, vs. Columbia, 12/28/16
Career: 3, vs. Columbia, 12/28/16
ACC: 2 (2x) last at Louisville, 2/11/17

3-Point Field Goal Attempts

Season: 5, vs. Columbia, 12/28/16
Career: 5, vs. Columbia, 12/28/16
ACC: 3 (3x) last at Louisville, 2/11/17

Minutes

Season: 38 (2x) last vs. Florida, 11/27/16
Career: 38, vs. Iowa State, 11/25/16
ACC: 36, vs. Notre Dame, 1/12/17

NEWTON CAREER STATISTICS

Season	GP	GS	Min.	Avg.	FG	FGA	Pct.	3-Point FG	3-Point FGA	3-Point Pct.	Free Throws FT	Free Throws FTA	Free Throws Pct.	Off.	Def.	Tot.	Avg.	PF	FO	Ast.	TO	Blk	Stl	Pts.	Avg.
2014-15	34	3	459	13.5	45	111	.405	4	10	.400	41	64	.641	8	35	43	1.3	34	0	47	39	4	8	135	4.0
2015-16	31	1	703	22.7	105	228	.461	9	26	.346	105	143	.734	16	55	71	2.3	48	0	76	66	5	27	324	10.5
2016-17	25	24	800	32.0	137	295	.464	10	36	.278	83	117	.709	17	79	96	3.8	42	0	87	88	1	28	367	14.7
TOTAL	90	28	1962	21.8	287	634	.453	23	72	.319	229	324	.707	41	169	210	2.3	124	0	210	193	10	63	826	9.2

NEWTON 2016-17			TOTAL			3-PTS			FREE THROWS			REBOUNDS													
Opponent	Date	GS	Min	FG	FGA	Pct	3FG	FGA	Pct	FT	FTA	Pct	Off	Def	Tot	Avg	PF	FO	A	TO	Blk	Stl	Pts	Avg	
W Carolina	11-11-16	*	25	3	8	.375	0	0	.000	7	10	.700	0	4	4	4.0	2	0	2	2	0	1	13	13.0	
at North Florida	11-16-16	*	27	7	10	.700	0	1	.000	2	2	1.000	0	3	3	3.5	3	0	7	0	0	3	16	14.5	
Penn	11-19-16	*	34	6	16	.375	1	3	.333	5	6	.833	0	4	4	3.7	0	0	3	5	0	3	18	15.7	
vs Stanford	11-24-16	*	37	7	14	.500	0	0	.000	6	10	.600	0	2	2	3.3	2	0	2	1	0	1	20	16.8	
vs Iowa State	11-25-16	*	38	9	13	.692	0	0	.000	3	4	.750	0	2	2	3.0	0	0	3	3	0	3	21	17.6	
vs Florida	11-27-16	*	38	6	15	.400	0	1	.000	3	3	1.000	2	1	3	3.0	0	0	1	4	0	1	15	17.2	
RUTGERS	11-30-16	*	34	5	13	.385	0	2	.000	1	1	1.000	2	4	6	3.4	0	0	3	6	1	1	11	16.3	
vs Wofford	12-03-16	*	37	5	8	.625	1	2	.500	4	5	.800	1	1	2	3.3	1	0	9	4	0	0	15	16.1	
SC STATE	12-06-16	*	24	4	7	.571	1	2	.500	2	2	1.000	0	1	1	3.0	1	0	5	1	0	0	11	15.6	
FAU	12-16-16	*	23	3	9	.333	0	1	.000	2	2	1.000	0	6	6	3.3	2	0	6	1	0	1	8	14.8	
GEO. WASH.	12-22-16	*	35	7	12	.583	0	1	.000	0	2	.000	1	1	2	3.2	4	0	5	2	0	1	14	14.7	
COLUMBIA	12-28-16	*	30	7	14	.500	3	5	.600	5	8	.625	4	5	9	3.7	1	0	4	10	0	1	22	15.3	
NC STATE	12-31-16	*	34	7	15	.467	1	3	.333	6	10	.600	1	3	4	3.7	2	0	1	3	0	1	21	15.8	
at Syracuse	01-04-17	*	35	3	12	.250	1	3	.333	1	3	.333	1	3	4	3.7	4	0	7	4	0	1	8	15.2	
NOTRE DAME	01-12-17	*	36	5	16	.313	0	1	.000	4	5	.800	1	2	3	3.7	2	0	1	3	0	0	14	15.1	
at Pitt	01-14-17	*	30	7	10	.700	0	1	.000	0	1	.000	0	3	3	3.6	0	0	5	7	0	0	14	15.1	
at Wake Forest	01-18-17	*	34	3	6	.500	0	0	.000	3	5	.600	1	2	3	3.6	3	0	7	4	0	0	9	14.7	
at Duke	01-21-17	*	33	5	13	.385	0	1	.000	3	6	.500	0	3	3	3.6	3	0	1	4	0	1	13	14.6	
BOSTON COLLEGE	01-25-17	*	32	8	13	.615	0	1	.000	7	7	1.000	1	4	5	3.6	1	0	2	5	0	2	23	15.1	
NORTH CAROLINA	01-28-17	*	27	6	14	.429	0	2	.000	6	6	1.000	1	6	7	3.8	4	0	3	2	0	1	18	15.2	
FLORIDA STATE	02-01-17	*	32	4	5	.800	0	0	.000	4	4	1.000	0	3	3	3.8	2	0	2	5	0	1	12	15.0	
at NC State	02-04-17	*	34	5	15	.333	0	2	.000	3	4	.750	1	2	3	3.7	1	0	5	2	0	2	13	15.0	
VIRGINIA TECH	02-08-17	*	33	7	15	.467	0	1	.000	2	4	.500	0	4	4	3.7	3	0	1	5	0	1	16	15.0	
at LOUISVILLE	02-11-17	*	34	5	12	.417	2	3	.667	3	5	.600	0	5	5	3.8	0	0	2	1	0	1	15	15.0	
GEORGIA TECH	02-15-17		DNP - Suspension - Violation of team rules																						
CLEMSON	02-18-17		DNP - Suspension - Violation of team rules																						
at Virginia	02-20-17		DNP - Suspension - Violation of team rules																						
DUKE	02-25-17		24	3	10	.300	0	0	.000	1	2	.500	0	5	5	3.8	1	0	0	4	0	1	7	14.7	



5 DAVON REED

Sr. | 6-6 | 220 | Guard

Ewing, N.J. | Princeton Day School (N.J.)

CoSIDA Academic All-District Team, 2017
Candidate for Senior CLASS Award, 2017
Candidate for Allstate NABC Good Works Team, 2017
NABC Honors Court, 2016
All-ACC Academic Basketball Team, 2015, 2016
All-ACC Honor Roll - 2013-14, '14-15, '15-16
NIT All-Tournament Team, 2015
Dean's List (3.5+ GPA) 2x

- Name is pronounced Day-von.
- Focused. Structured. Determined. Competitive.
- Student of the game. Will do whatever it takes to win.
- A 3 guard who played out of position at the point his freshman season for Miami.
- Can guard multiple positions, has long arms and a fierce tenacity.
- Mostly a catch-and-shoot guy. Working on game off the bounce. Improved both his ability to attack the basket and his layup-making skills.
- Good student. Professional approach to life and everything he does. Mature for his age.
- Improved bench 175 to 250 pounds in four months as a freshman, now max is 300 lbs. Increased 185 bench from 13 to 19 reps. Has added 15 lbs of muscle.
- Four-star swingman listed as a Top 100 player (No. 97) by Rivals.com and No. 78 in Class of 2013 by ESPN.
- Third-best talent in New Jersey and 18th best nationally at shooting guard, according to ESPN.com.
- Kevin Durant Skills Academy. McDonald's All-American candidate.
- 2,000 point scorer. Averaged 24 points and 10 rebounds as a senior, 27 ppg and 9 rpg as a junior. Prep B Player of the Year in New Jersey.
- Youth Role Model Award from Join-Effort Princeton for both dedication to his community and excellence in his personal life.
- Also played football his freshman year of high school.
- Played AAU ball for Team Final, the same squad as Miami teammate Ja'Quan Newton.
- Intern in the University of Miami athletics marketing department in the spring to complete his degree.
- Born Davon Malcolm Reed on June 11, 1995. Son of David Reed and Rose Reed. Brother to Miles.
- Majoring in sports administration with a minor in marketing and communications. Student-Athlete Advisory Committee representative at UM. Miami Rescue Mission Homeless Shelter volunteer. Elementary school pen pal.
- First played organized basketball at age five, and first dunk was before his freshman year of high school, in a summer league game.
- Favorites: Athlete: LeBron. Athlete in another sport: Antonio Brown. Pro sports team: Steelers. Meal: Italian food. Quote: Dreams don't work unless you do. Subject in school: Science. Midnight snack: Chocolate chip cookies. Book: The Great Gatsby. Ice Cream: Chocolate chip cookie dough. Cereal: Captain Crunch with Crunchberries. Movie: Brown Sugar, Best Man, Love & Basketball. TV Show: Game of Thrones. Musical Artist: J Cole. Cuban Food: Vaca frita de pollo. My first pet was: Siamese fighting fish.
- When I played ball as a kid, I pretended I was: Allen Iverson. My first job was: Summer camp counselor. When I was little, I wanted to be an: NBA player. Now my dream job is: Marketing or real estate. Best advice received: Do what makes you happy. Why UM: ACC basketball, Coach L and sunny south Florida. Started playing basketball: Age 5.

REED HIGHS

Points

Season: 26, at NC State, 2/4/17
Career: 26, at NC State, 2/4/17
ACC: 26, at NC State, 2/4/17

Rebounds

Season: 10, vs. Duke, 2/25/17
Career: 12 (2x) last vs. Buffalo, 3/17/16
ACC: 10, vs. Duke, 2/25/17

Assists

Season: 6 (2x) last vs. Virginia Tech, 2/8/17
Career: 7, vs. Loyola, 12/30/13
ACC: 6, vs. Virginia Tech, 2/8/17

Steals

Season: 3 (6x) last vs. Duke, 2/25/17
Career: 5, at Wake Forest, 2/11/15
ACC: 5, at Wake Forest, 2/11/15

Blocked Shots

Season: 3 (2x) last vs. Boston College, 1/25/17
Career: 3 (3x) last vs. Boston College, 1/25/17
ACC: 3 (2x) last vs. Boston College, 1/25/17

Field Goals

Season: 9 (2x) last at NC State, 2/4/17
Career: 9 (2x) last at NC State, 2/4/17
ACC: 9 (2x) last at NC State, 2/4/17

Field Goal Attempts

Season: 17 (3x) last at NC State, 2/4/17
Career: 17 (3x) last at NC State, 2/4/17
ACC: 17 (3x) last at NC State, 2/4/17

Free Throws

Season: 8, vs. Iowa State, 11/25/16
Career: 9, vs. Alabama, 3/21/15
ACC: 7, vs. North Carolina, 1/28/17

Free Throw Attempts

Season: 9 (2x) last vs. North Carolina, 1/28/17
Career: 14, vs. Alabama, 3/21/15
ACC: 9, vs. North Carolina, 1/28/17

3-Point Field Goals

Season: 7, at NC State, 2/4/17
Career: 7, at NC State, 2/4/17
ACC: 7, at NC State, 2/4/17

3-Point Field Goal Attempts

Season: 10, at NC State, 2/4/17
Career: 10, at NC State, 2/4/17
ACC: 10, at NC State, 2/4/17

Minutes

Season: 43, at Virginia, 2/20/17
Career: 45, at Boston College, 2/16/15
ACC: 45, at Boston College, 2/16/15

2013-14				
Opposition	P	R	A	
St. Francis (NY)	3	1	0	
Ga. Southern	7	1	2	
Texas Southern	11	3	3	
at C of Charleston	3	2	3	
UCF	17	5	1	
vs Geo. Wash.	6	2	2	
at CS Fullerton	9	3	2	
vs Arizona State	19	1	2	
at Nebraska	5	2	2	
Virginia Tech	10	5	0	
at Savannah State	8	1	1	
La Salle	8	0	4	
Loyola	8	2	7	
at Syracuse	5	0	1	
at North Carolina	0	2	0	
Florida State	0	0	0	
at Georgia Tech	3	0	0	
Duke	2	2	0	
Syracuse	16	2	0	
at Maryland	6	1	1	
Norfolk State	4	4	1	
Pittsburgh	4	3	1	
NC State	3	1	1	
at Florida State	7	2	2	
at Virginia Tech	5	2	0	
Notre Dame	12	3	0	
Boston College	0	0	0	
at Virginia	2	1	0	
at NC State	5	0	0	
at Clemson	3	1	0	
Wake Forest	3	1	1	
vs Virginia Tech	14	1	0	
vs NC State	9	0	1	


2014-15				
Opposition	P	R	A	
Green Bay	0	0	0	
Savannah State	0	1	1	
Eastern Kentucky	7	4	0	
vs Providence	0	2	2	
Charleston	5	5	4	
Virginia	4	1	0	
Boston College	0	2	0	
at Duke	4	3	2	
at Notre Dame	9	4	4	
NC State	10	1	2	
at Syracuse	11	2	1	
Georgia Tech	6	4	0	
at Florida State	11	6	2	
Louisville	19	5	1	
Clemson	3	2	0	
at Wake Forest	17	4	0	
at Boston College	19	6	3	
Virginia Tech	9	3	3	
at Louisville	0	2	1	
Florida State	18	8	1	
Norfolk State	2	3	2	
at Pittsburgh	19	3	3	
at Virginia Tech	4	5	2	
vs Virginia Tech	10	4	1	
vs Notre Dame	6	6	1	
NC Central	7	3	6	
Alabama	15	8	3	
at Richmond	10	12	2	
vs Temple	6	7	4	
vs Stanford	16	5	4	

2015-16				
Opposition	P	R	A	
UTRGV	14	3	0	
Louisiana	19	4	1	
vs. Miss. St.	8	3	1	
vs. Utah	6	4	1	
vs. Butler	7	5	3	
Northeastern	19	7	4	
at Nebraska	8	4	0	
Charlotte	12	5	2	
Florida	5	4	0	
Charleston	9	0	1	
at La Salle	7	6	2	
Princeton	13	9	0	
Syracuse	4	5	1	
Florida State	12	4	2	
at Virginia	11	5	0	
at Clemson	17	2	2	
at Boston College	7	4	1	
Wake Forest	4	5	1	
DUKE	14	4	1	
at NC State	12	4	1	
Notre Dame	8	2	1	
at Georgia Tech	15	4	2	
Pittsburgh	12	4	3	
at Florida State	14	4	2	
Virginia Tech	12	5	2	
at North Carolina	4	2	1	
Virginia	21	3	0	
Louisville	17	4	1	
at Notre Dame	10	6	2	
at Virginia Tech	19	2	1	
vs. Virginia	3	1	1	
vs. Buffalo	10	12	0	
vs. Wichita State	10	4	1	
vs. Villanova	8	2	1	

DOUBLE-DOUBLES		
Opposition	P	R
Buffalo	10	12
Richmond	10	12

REED CAREER STATISTICS																				Scoring					
Season	GP	GS	Min.	Avg.	FG	FGA	Pct.	3-Point FG	3-Point FGA	3-Point Pct.	Free Throws FT	Free Throws FTA	Free Throws Pct.	Off.	Rebounds Def.	Rebounds Tot.	Avg.	PF	FO	Ast.	TO	Blk	Stl	Pts.	Avg.
2013-14	33	10	683	20.7	71	207	.343	40	112	.357	35	53	.660	12	43	55	1.7	55	0	38	44	4	16	217	6.6
2014-15	30	21	824	27.5	77	164	.470	37	81	.457	56	77	.727	25	96	121	4.0	68	1	57	32	13	27	247	8.2
2015-16	35	35	1007	28.8	129	275	.469	46	120	.383	84	103	.816	21	122	143	4.1	72	0	42	44	15	27	388	11.1
2016-17	28	28	982	35.1	140	322	.435	68	170	.400	77	93	.828	23	107	130	4.6	45	0	69	59	15	36	425	15.2
TOTAL	126	94	3496	27.7	417	968	.431	191	483	.395	252	326	.773	81	368	449	3.6	240	1	206	179	47	106	1277	10.1

REED 2016-17		TOTAL		3-PTS			FREE THROWS			REBOUNDS													Scoring	
Opponent	Date	GS	Min	FG	FGA	Pct	3FG	FGA	Pct	FT	FTA	Pct	Off	Def	Tot	Avg	PF	FO	A	TO	Blk	Stl	Pts	Avg
W Carolina	11-11-16	*	24	3	6	.500	2	3	.667	0	2	.000	1	4	5	5.0	0	0	1	0	1	1	8	8.0
at North Florida	11-16-16	*	29	6	11	.545	3	6	.500	2	3	.667	0	3	3	4.0	2	0	2	3	0	2	17	12.5
Penn	11-19-16	*	34	3	12	.250	1	7	.143	4	4	1.000	0	7	7	5.0	1	0	1	2	1	0	11	12.0
vs Stanford	11-24-16	*	33	2	9	.222	1	3	.333	2	2	1.000	0	3	3	4.5	2	0	0	3	0	1	7	10.8
vs Iowa State	11-25-16	*	36	2	9	.222	1	7	.143	8	9	.889	1	2	3	4.2	0	0	1	3	0	1	13	11.2
vs Florida	11-27-16	*	37	5	14	.357	2	5	.400	0	2	.000	2	3	5	4.3	2	0	2	2	0	0	12	11.3
RUTGERS	11-30-16	*	33	6	10	.600	2	4	.500	4	5	.800	0	6	6	4.6	3	0	3	2	0	1	18	12.3
vs Wofford	12-03-16	*	33	4	10	.400	1	4	.250	4	4	1.000	1	4	5	4.6	0	0	4	1	0	3	13	12.4
SC STATE	12-06-16	*	30	6	8	.750	3	5	.600	0	0	.000	1	5	6	4.8	0	0	6	3	1	3	15	12.7
FAU	12-16-16	*	34	6	10	.600	5	9	.556	4	4	1.000	0	0	0	4.3	0	0	0	2	2	1	21	13.5
GEO. WASH.	12-22-16	*	35	5	12	.417	3	7	.429	4	4	1.000	1	2	3	4.2	1	0	0	2	0	3	17	13.8
COLUMBIA	12-28-16	*	39	7	13	.538	3	7	.429	1	2	.500	0	4	4	4.2	2	0	3	0	1	1	18	14.2
NC STATE	12-31-16	*	36	7	16	.438	3	9	.333	3	4	.750	0	2	2	4.0	3	0	1	1	0	2	20	14.6
at Syracuse	01-04-17	*	37	2	11	.182	2	7	.286	0	0	.000	0	3	3	3.9	1	0	4	4	0	0	6	14.0
NOTRE DAME	01-12-17	*	38	9	17	.529	2	7	.286	1	2	.500	0	6	6	4.1	1	0	3	4	3	0	21	14.5
at Pitt	01-14-17	*	35	6	11	.545	4	8	.500	2	2	1.000	0	6	6	4.2	1	0	5	1	2	0	18	14.7
at Wake Forest	01-18-17	*	37	8	17	.471	3	8	.375	5	5	1.000	2	1	3	4.1	1	0	4	2	0	2	24	15.2
at Duke	01-21-17	*	40	6	13	.462	5	8	.625	2	2	1.000	0	4	4	4.1	2	0	1	4	0	3	19	15.4
BOSTON COLLEGE	01-25-17	*	37	6	10	.600	2	5	.400	3	3	1.000	1	2	3	4.1	4	0	4	4	3	1	17	15.5
NORTH CAROLINA	01-28-17	*	37	3	12	.250	1	4	.250	7	9	.778	2	5	7	4.2	3	0	2	1	0	1	14	15.5
FLORIDA STATE	02-01-17	*	31	5	11	.455	1	5	.200	1	2	.500	2	2	4	4.2	1	0	0	2	0	0	12	15.3
at NC State	02-04-17	*	36	9	17	.529	7	10	.700	1	1	1.000	1	6	7	4.3	2	0	3	2	0	1	26	15.8
VIRGINIA TECH	02-08-17	*	34	4	8	.500	4	8	.500	6	6	1.000	1	2	3	4.3	2	0	6	2	0	1	18	15.9
at LOUISVILLE	02-11-17	*	36	3	12	.250	1	5	.200	0	0	.000	2	2	4	4.3	3	0	3	0	0	1	7	15.5
GEORGIA TECH	02-15-17	*	35	8	11	.727	3	4	.750	2	4	.500	0	7	7	4.4	2	0	1	2	0	3	21	15.7
CLEMSON	02-18-17	*	36	4	11	.364	2	7	.286	4	4	1.000	1	6	7	4.5	2	0	5	1	1	1	14	15.7
at Virginia	02-20-17	*	43	2	10	.200	1	7	.143	4	4	1.000	1	3	4	4.4	2	0	3	5	0	0	9	15.4
DUKE	02-25-17	*	37	3	11	.273	0	1	.000	3	4	.750	3	7	10	4.6	2	0	1	1	0	3	9	15.2



4 DJ VASILJEVIC

Fr. | 6-3 | 198 | Guard

Melbourne, Australia | Australian Institute of Sport

- Full name is Dejan Vasiljevic, but goes by DJ. Pronounced Day-on Vass-EEL-uh-vitch.
- Sharpshooter from long range.
- Good at getting to the basket and manipulating shot to go around taller players.
- Gained 50 lbs on his bench press since June 2016, now up to 275 lbs.
- Improving quickness due to dropping body fat percentage from 13 percent to 10 percent since his arrival in June 2016.
- In U-20 National Championships in Ipswich, averaged 16.3 ppg, 3.9 rpg and 1.9 apg. Notched 20-plus points in three games, with a high of 25 in his first outing.
- At 2015 FIBA U-19 World Championships in Greece, averaged 13.3 ppg, 3.1 rpg and 1.0 apg.
- At 2014 FIBA U-18 Oceania Championships, averaged of 12.6 ppg, 4.6 rpg and 4.2 apg.
- All-tournament team at the 2014 FIBA U-17s. Averaged 17.4 ppg, 6.6 rpg and 1.3 apg. Led team to silver medal.
- Captain of the U-17 Australian team.
- Leading scorer at the 2013 FIBA Oceania U-16 Championships, putting up 19.3 ppg, 3.7 rpg and 1.0 apg.
- Won national title with Victorian U-18 team.
- 2015 Basketball Without Borders Camp. adidas Nations Tournament in Los Angeles.
- Also played soccer and rugby.
- Born April 26, 1997 in Calgary, Alberta, Canada, but moved to Melbourne, Australia, at age six.
- Of Serbian descent. Speaks English and Serbian languages.
- Son of Todor and Danijela Vasiljevic. Both parents played semi-pro handball. Brother to Ivana.
- Started playing basketball at age 12, with influence from his sister.
- Shaping his game into the mold of Croatian scoring legend, Drazen Petrovic.

- Favorites: Athlete: Kobe. Athlete in another sport: Cristiano Ronaldo. Pro sports team: Lakers. Meal: Chicken schnitzel. Midnight snack: Nutella. Video game: Call of Duty. Ice Cream: Chocolate. Cereal: Nutri grain. Movie: Rush Hour. TV Show: Fresh Prince of Bel Air. Musical Artist: Drake. Former UM athlete: Shane Larkin. Non-basketball sport to watch: Tennis (Novak Djokovic).
- When I played ball as a kid, I pretended I was: Kobe. When I was little, I wanted to be a: Police Officer. Now my dream job is: Accountant.

VASILJEVIC HIGHS

Points

Season: 18, at Syracuse, 1/4/17

ACC: 18, at Syracuse, 1/4/17

Rebounds

Season: 4, at Virginia, 2/20/17

ACC: 4, at Virginia, 2/20/17

Assists

Season: 2 (2x) last vs. SC State, 12/6/16

ACC: 1 (4x) last vs. Clemson, 2/18/17

Steals

Season: 1 (8x) last at Virginia, 2/20/17

ACC: 1 (4x) last at Virginia, 2/20/17

Blocked Shots

Season: 1, vs. Stanford, 11/24/16

ACC: --

Field Goals

Season: 6, at Syracuse, 1/4/17

ACC: 6, at Syracuse, 1/4/17

Field Goal Attempts

Season: 13, vs. SC State, 12/6/16

ACC: 12, at Syracuse, 1/4/17

Free Throws

Season: 3, vs. Rutgers, 11/30/16

ACC: 2 (2x) last at Virginia, 2/20/17

Free Throw Attempts

Season: 3, vs. Rutgers, 11/30/16

ACC: 2 (3x) last at Virginia, 2/20/17

3-Point Field Goals

Season: 6, at Syracuse, 1/4/17

ACC: 6, at Syracuse, 1/4/17

3-Point Field Goal Attempts

Season: 12, at Syracuse, 1/4/17

ACC: 12, at Syracuse, 1/4/17

Minutes

Season: 29, at Virginia, 2/20/17

ACC: 29, at Virginia, 2/20/17

VASILJEVIC CAREER STATISTICS

Season	GP	GS	Min.	Avg.	FG	FGA	Pct.	3-Point FG	3-Point FGA	3-Point Pct.	Free Throws FT	Free Throws FTA	Free Throws Pct.	Off.	Def.	Tot.	Avg.	PF	FO	Ass.	TO	Blk	Stl	Pts.	Avg.
2016-17	28	0	480	17.1	52	146	.356	43	120	.358	11	13	.846	5	31	36	1.3	25	0	12	9	1	8	158	5.6

VASILJEVIC 2016-17

Opponent	Date	GS	Min	FG	FGA	Pct	3FG	FGA	Pct	FT	FTA	Pct	Off	Def	Tot	Avg	PF	FO	A	TO	Blk	Stl	Pts	Avg
W Carolina	11-11-16	23	4	8	.500	3	7	.429	0	0	.000	1	1	2	2.0	4	0	2	0	0	1	11	11.0	
at North Florida	11-16-16	21	4	10	.400	3	6	.500	2	2	1.000	0	1	1	1.5	3	0	0	0	0	1	13	12.0	
Penn	11-19-16	18	4	7	.571	3	5	.600	0	0	.000	0	0	0	1.0	1	0	1	2	0	0	11	11.7	
vs Stanford	11-24-16	22	1	2	.500	1	2	.500	0	0	.000	0	1	1	1.0	1	0	1	1	1	0	3	9.5	
vs Iowa State	11-25-16	16	2	7	.286	1	5	.200	0	0	.000	0	0	0	0.8	1	0	0	1	0	1	5	8.6	
vs Florida	11-27-16	9	0	1	.000	0	1	.000	0	0	.000	0	0	0	0.7	1	0	0	0	0	0	0	7.2	
RUTGERS	11-30-16	11	0	1	.000	0	1	.000	3	3	1.000	0	1	1	0.7	1	0	1	0	0	0	3	6.6	
vs Wofford	12-03-16	20	2	6	.333	2	4	.500	0	0	.000	0	2	2	0.9	1	0	0	0	0	0	6	6.5	
SC STATE	12-06-16	25	5	13	.385	5	11	.455	2	2	1.000	1	1	2	1.0	2	0	2	0	0	0	17	7.7	
FAU	12-16-16	26	1	4	.250	0	3	.000	0	0	.000	1	1	2	1.1	2	0	0	1	0	0	2	7.1	
GEO. WASH.	12-22-16	13	2	5	.400	2	4	.500	0	0	.000	0	3	3	1.3	1	0	0	0	0	0	6	7.0	
COLUMBIA	12-28-16	15	1	4	.250	1	4	.250	0	0	.000	0	1	1	1.3	1	0	1	0	0	1	3	6.7	
NC STATE	12-31-16	8	1	1	1.000	1	1	1.000	0	0	.000	0	2	2	1.3	0	0	0	0	0	0	3	6.4	
at Syracuse	01-04-17	28	6	12	.500	6	12	.500	0	2	.000	0	0	0	1.2	0	0	0	0	0	1	18	7.2	
NOTRE DAME	01-12-17	19	1	6	.167	1	5	.200	0	0	.000	0	0	0	1.1	2	0	1	0	0	1	3	6.9	
at Pitt	01-14-17	18	2	6	.333	2	6	.333	0	0	.000	1	1	2	1.2	0	0	1	0	0	0	6	6.9	
at Wake Forest	01-18-17	13	1	6	.167	1	6	.167	0	0	.000	0	0	0	1.1	1	0	0	0	0	0	3	6.6	
at Duke	01-21-17	8	0	2	.000	0	2	.000	0	0	.000	0	1	1	1.1	1	0	0	1	0	0	0	6.3	
BOSTON COLLEGE	01-25-17	16	1	6	.167	1	6	.167	0	0	.000	0	1	1	1.1	0	0	0	0	0	0	3	6.1	
NORTH CAROLINA	01-28-17	15	1	5	.200	1	4	.250	0	0	.000	0	1	1	1.1	0	0	0	0	0	0	3	6.0	
FLORIDA STATE	02-01-17	8	1	2	.500	1	2	.500	0	0	.000	1	0	1	1.1	0	0	0	0	0	0	3	5.8	
at NC State	02-04-17	9	0	1	.000	0	1	.000	0	0	.000	0	1	1	1.1	0	0	0	0	0	0	0	5.5	
VIRGINIA TECH	02-08-17	10	2	5	.400	1	2	.500	0	0	.000	0	1	1	1.1	0	0	0	0	0	0	5	5.5	
at LOUISVILLE	02-11-17	11	1	3	.333	1	2	.500	0	0	.000	0	0	0	1.0	0	0	0	0	0	1	3	5.4	
GEORGIA TECH	02-15-17	28	4	9	.444	3	6	.500	2	2	1.000	0	2	2	1.1	0	0	1	1	0	0	13	5.7	
CLEMSON	02-18-17	21	2	5	.400	1	4	.250	0	0	.000	0	3	3	1.2	0	0	1	2	0	0	5	5.7	
at Virginia	02-20-17	29	3	6	.500	2	5	.400	2	2	1.000	0	4	4	1.3	1	0	0	0	0	1	10	5.9	
DUKE	02-25-17	20	0	3	.000	0	3	.000	0	0	.000	0	2	2	1.3	1	0	0	0	0	0	0	5.6	



32 SAM WAARDENBURG

Fr. | 6-9 | 205 | Forward

Henderson, New Zealand | Rangitoto College HS

At Miami: Joined team Dec. 29, 2016 after signing a grant-in-aid ... Eligible immediately, but expected to begin competition in fall of 2017.

Prior to Miami: Won tournament MVP honors when he helped Rangitoto College win the SAS Secondary Schools National Championship. In the final game, he had 18 points, eight rebounds and four blocks ... Internationally, has represented New Zealand in the 3x3 Under 18 World Championship in Kazakhstan ... On the Under 17 men's team that won silver at the age-groups FIBA Oceania Championships ... Under 16 men's team that won bronze at the Australian State Championships ... Played in adidas Nations Tournament in Los Angeles, averaging 13.4 points and 6.4 rebounds in five outings. He was 7-of-11 from long range in the event and named one of the top 10 players of the camp ... Played in the National Basketball Players Association (NBPA) Top 100 High School Basketball Camp in Virginia ... Named the most outstanding player at both the Nike All Asia Camp in Beijing and the Basketball Without Borders Camp in Australia ... Spent time with the Supercity Rangers and the Breakers Academy, which led him to a role as a development player for the SKYCITY Breakers ... Played games in the United States with Harbour Basketball

Personal: Chose Miami over considerations from Virginia, SMU and Utah ... Joins current Hurricane DJ Vasiljevic and incoming freshman Deng Gak, both of Australia, as the third player from the Australasia region of the South Pacific.



2 MIKE ROBINSON

So. | 5-10 | 170 | Guard


New Britain, Conn. | New Britain HS

Book Buster Honor Roll (3.0+ GPA): Fall 2015, Spring 2016

- Team manager turned walk on.
- Nicknames are Mike Rob and Springs.
- As a freshman (2015-16) scored six points, all from long range, in one minute against Utah in the Puerto Rico Tip Off.
- Good athlete who played basketball, football and was on track team, participating in the high jump, long jump, triple jump and 4x100 relay team, in high school.
- Two-year varsity basketball captain. One-year football and track captain.
- William F. Burns Memorial Award and Scholarship. Harry L. Stromquist Memorial Scholarship.
- 2014 Connecticut Association of Schools Scholar-Athlete. Academic all-conference in basketball four seasons.
- Born Michael Andre Robinson May 2, 1996 in New Britain, Conn. Son of Eugene and Veronica Robinson. Brother to Eugene.
- Majoring in finance.
- Favorites: Athlete: Kobe Bryant. Pro Team: Lakers. Athlete in another sport: Cam Newton. Meal: Fried Chicken, Macaroni & Cheese, Corn Bread, Candied yams. Midnight snack: Cinnamon Toast Crunch. Ice Cream: Strawberry. Movie: Love & Basketball. TV Show: Power.
- My first job was: At Target. My dream job is: Financial advisor or manager.

2016-17			
Opposition	P	R	A
W. Carolina	0	0	0
at North Florida	0	0	0
SC State	1	1	0
Pitt	0	0	0
at Duke	0	0	0
UNC	0	0	0

2015-16			
Opposition	P	R	A
UT RGV	3	1	0
Mississippi State	0	0	0
Utah	6	0	0
Charlotte	0	0	0
Co. of Charleston	0	0	0
La Salle	3	0	0
North Carolina	0	0	0
Virginia Tech	0	0	0
vs. Villanova	0	0	0



35 CHRIS STOWELL

Jr. | 6-6 | 208 | Forward

Exeter, N.H. | Tilton School | Exeter HS

All-ACC Academic Honor Roll - 2014-15

President's List (4.0 GPA): Spring 2016, Fall 2015, Spring 2015

Provost Honor Roll (3.75+ GPA): Spring 2016, Fall 2015, Spring 2015, Fall 2014

Dean's List (3.5+ GPA): Spring 2016, Fall 2015, Spring 2015, Fall 2014

Athletic Director's Honor Roll (3.2+ GPA): Spring 2016, Fall 2015, Spring 2015, Fall 2014

Book Buster Honor Roll (3.0+ GPA): Spring 2016, Fall 2015, Spring 2015, Fall 2014

- Last name is pronounced stole.
- Good athleticism and is improving his strength.
- Looking to expand his offensive game to shoot 3-pointers.
- Walk on from New Hampshire who played postgraduate year at Tilton School. Earned postseason coaches award.
- At Exeter High School helped Blue Hawks to state playoffs in both the 2011-12 and 2012-13 seasons. Reached quarterfinals senior year.
- In 2012-13 assisted team to championship game of the 50th Annual Queen City Invitational by scoring 10 points and going 6-for-6 from line in semifinal game.
- Twice earned scholar-athlete award. Honor roll.
- Foote Fellow at UM - a program that is offered to a select number of incoming freshmen who have a record of curricular and co-curricular distinction in high school and exhibit an interest in and capacity for independent and self-motivated learning.
- Born Christopher Michael Stowell on Dec. 29, 1994 in Exeter, N.H.
- Son of Bill and Maria. Brother to Bill, Jr., who played basketball at Plymouth State University.
- Student-Athlete Advisory Committee representative at UM.
- Majoring in entrepreneurship and business technology with minors in international business and sports administration.
- Speaks English, Spanish, some Italian, a little Russian, and is learning Chinese and Hebrew.
- Started playing basketball at age five.
- Favorites: Athlete: Matt Bonner. Athlete in another sport: Alex Rodriguez. Song right now: Hype by Drake. Pro sports team: New York Yankees. Meal: Sloppy Joes. Midnight snack: Ice Cream. Video game: Star Wars Battlefront. Class at UM: Accounting. Book: Harry Potter. Ice Cream: Peanut Butter. Cereal: Cinnamon Toast Crunch. Movie: The Town. TV Show: Game of Thrones. Musical Artist: Drake. Cuban Food: Pastelitos.
- When I played ball as a kid, I pretended I was: Kobe Bryant. My first job was: Golf course cart boy. When I was little, I wanted to be a: Golfer. Now my dream job is: Entrepreneur.

2016-17			
Opposition	P	R	A
W. Carolina	0	0	0
at North Florida	0	0	0
SC State	0	2	0
at Duke	0	0	0
UNC	0	0	0

2015-16			
Opposition	P	R	A
UTRGV	0	0	0
Mississippi State	0	0	0
Utah	0	0	0
Charlotte	0	1	0
Co. of Charleston	0	1	0
La Salle	0	1	0
at North Carolina	0	0	0
at Virginia Tech	0	0	0
vs. Villanova	0	0	0

2014-15			
Opposition	P	R	A
Howard	0	0	1
Charleston	0	0	0
Virginia Tech	0	0	0
at Virginia Tech	0	0	0

THE STAT CREW SYSTEM

Miami Team Game-by-Game Comparison (as of Feb 26, 2017)

All games

Opponent	1st	2nd	Score	Mar	Total FG	FG Pct	3-Pointers	3FG Pct	Free Throws	FT Pct	Rebounds	Assist	T/Ovr	Block	Steal	Fouls	
WESTERN CAROLINA	41/18	51/25	92-43	+49	31-62/17-67	.500/.254	6-13/7-33	.462/.212	24-36/2-3	.667/.667	52/36	+16	15/10	10/16	8/3	9/3	15/29
North Florida	48/20	46/36	94-56	+38	37-68/21-61	.544/.344	7-20/7-24	.350/.292	13-16/7-13	.813/.538	46/31	+15	14/9	10/14	2/5	9/2	19/17
PENN	28/23	46/39	74-62	+12	28-62/22-56	.452/.393	6-20/9-23	.300/.391	12-13/9-13	.923/.692	37/34	+3	10/12	16/21	5/4	11/9	14/14
Stanford	23/27	44/26	67-53	+14	23-50/21-51	.460/.412	5-13/3-12	.385/.250	16-24/8-11	.667/.727	30/34	(4)	7/10	11/18	4/2	8/5	18/25
Iowa State	29/35	27/38	56-73	(17)	18-50/25-61	.360/.410	2-16/8-19	.125/.421	18-22/15-18	.818/.833	37/36	+1	6/10	19/10	2/1	7/10	18/21
Florida	30/34	26/31	56-65	(9)	23-61/24-52	.377/.462	4-14/3-9	.286/.333	6-9/14-20	.667/.700	37/33	+4	8/11	13/9	2/11	4/9	16/15
RUTGERS	34/28	39/33	73-61	+12	26-54/23-63	.481/.365	3-12/3-16	.250/.188	18-22/12-16	.818/.750	44/30	+14	9/9	19/11	8/2	7/12	17/18
Wofford	36/24	38/33	74-57	+17	24-48/21-58	.500/.362	7-15/5-23	.467/.217	19-21/10-15	.905/.667	38/29	+9	15/10	16/13	2/3	7/8	12/17
SOUTH CAROLINA STATE	42/14	40/32	82-46	+36	31-58/18-62	.534/.290	10-25/4-14	.400/.286	10-16/6-8	.625/.750	45/31	+14	24/6	12/10	7/2	6/5	12/14
FLORIDA ATLANTIC	39/24	37/32	76-56	+20	25-55/19-57	.455/.333	8-19/3-17	.421/.176	18-27/15-18	.667/.833	48/29	+19	13/7	12/9	3/3	7/4	18/19
GEORGE WASHINGTON	38/30	34/34	72-64	+8	25-57/23-56	.439/.411	7-14/7-22	.500/.318	15-19/11-15	.789/.733	34/35	(1)	10/11	6/12	3/3	5/5	14/14
COLUMBIA	41/31	37/36	78-67	+11	29-53/26-55	.547/.473	8-20/4-11	.400/.364	12-21/11-16	.571/.688	34/24	+10	15/18	20/16	7/1	10/9	18/19
NC STATE	41/32	40/31	81-63	+18	31-65/21-54	.477/.389	6-20/10-23	.300/.435	13-23/11-18	.565/.611	41/33	+8	8/11	8/15	2/1	9/3	17/20
Syracuse	26/34	29/36	55-70	(15)	21-54/25-44	.389/.568	11-26/8-19	.423/.421	2-10/12-14	.200/.857	26/30	(4)	15/16	15/15	2/4	4/6	15/11
NOTRE DAME	28/28	34/39	62-67	(5)	24-63/25-67	.381/.373	6-18/5-20	.333/.250	8-14/12-14	.571/.857	47/38	+9	7/15	13/6	12/1	3/9	12/11
Pitt	36/27	36/19	72-46	+26	30-54/18-53	.556/.340	10-21/5-17	.476/.294	2-3/5-8	.667/.625	37/23	+14	17/9	18/14	6/1	6/3	14/7
Wake Forest	34/48	45/48	79-96	(17)	26-60/30-52	.433/.577	8-23/9-19	.348/.474	19-25/27-33	.760/.818	30/32	(2)	14/17	9/9	1/2	3/3	26/25
Duke	36/25	22/45	58-70	(12)	22-55/24-52	.400/.462	7-16/5-16	.438/.313	7-15/17-23	.467/.739	36/34	+2	10/9	18/10	3/2	6/9	18/19
BOSTON COLLEGE	30/22	48/55	78-77	+1	27-54/29-62	.500/.468	6-18/9-23	.333/.391	18-24/10-15	.750/.667	35/33	+2	12/16	15/12	5/2	7/9	15/18
NORTH CAROLINA	39/22	38/40	77-62	+15	23-56/21-60	.411/.350	7-20/7-24	.350/.292	24-30/13-19	.800/.684	41/36	+5	14/12	10/14	6/3	8/2	20/25
FLORIDA STATE	34/31	23/44	57-75	(18)	19-42/27-52	.452/.519	2-11/7-18	.182/.389	17-22/14-15	.773/.933	26/27	(1)	5/12	14/9	1/4	5/11	11/19
NC State	36/45	48/34	84-79	+5	31-62/27-48	.500/.563	11-21/11-18	.524/.611	11-14/14-17	.786/.824	36/21	+15	16/15	11/11	2/11	5/5	12/12
VIRGINIA TECH	40/34	34/34	74-68	+6	29-64/22-46	.453/.478	7-21/4-13	.333/.308	9-13/20-25	.692/.800	32/32	-	15/12	10/15	5/1	6/5	17/15
Louisville	33/26	33/45	66-71	(5)	23-52/22-56	.442/.393	5-15/11-28	.333/.393	15-21/16-20	.714/.800	32/36	(4)	13/13	8/9	4/4	4/4	17/18
GEORGIA TECH	38/32	32/29	70-61	+9	21-38/25-52	.553/.481	6-12/9-23	.500/.391	22-27/2-3	.815/.667	31/17	+14	9/17	17/12	2/5	8/8	6/18
CLEMSON	35/33	36/32	71-65	+6	28-56/27-59	.500/.458	6-19/3-17	.316/.176	9-13/8-15	.692/.533	32/36	(4)	19/8	7/7	3/1	6/3	13/13
Virginia	20/19	23/24	54-48	+6	15-41/16-51	.366/.314	4-19/3-12	.211/.250	20-22/13-20	.909/.650	34/31	+3	9/7	15/9	3/2	4/8	18/18
DUKE	22/21	33/29	55-50	+5	22-58/21-66	.379/.318	1-8/5-21	.125/.238	10-14/3-9	.714/.333	42/46	(4)	8/9	10/13	5/5	9/6	10/11

Note: Game totals are displayed in the format TEAM/OPPONENT for each category

THE STAT CREW SYSTEM
Miami Combined Team Statistics (as of Feb 25, 2017)
Conference games

RECORD:	OVERALL	HOME	AWAY	NEUTRAL
ALL GAMES	10-6	7-2	3-4	0-0
CONFERENCE	10-6	7-2	3-4	0-0
NON-CONFERENCE	0-0	0-0	0-0	0-0

##	Player	gp-gs	min	avg	Total	3-Point	F-Throw	Rebounds		pf	dq	a	to	blk	stl	pts	avg
					fg-fga	fg%	3fg-fga	3fg%	ft-fa	ft%	off	def	tot	avg			
05	Davon Reed	16-16	585	36.6	85-198	.429	41-103	.398	44-52	.846	16	64	80	5.0	32	0	46
00	Ja'Quan Newton	13-12	418	32.2	68-156	.436	4-18	.222	43-62	.694	7	45	52	4.0	26	0	37
11	Bruce Brown	16-16	541	33.8	71-151	.470	19-47	.404	49-66	.742	22	60	82	5.1	40	0	55
21	Kamari Murphy	16-16	492	30.8	47-84	.560	0-0	.000	17-29	.586	39	82	121	7.6	40	1	6
03	Anthony Lawrence	16-7	426	26.6	34-87	.391	17-51	.333	22-28	.786	15	44	59	3.7	34	0	35
20	Dewan Huell	16-9	265	16.6	32-62	.516	0-2	.000	16-28	.571	20	17	37	2.3	24	0	4
04	DJ Vasiljevic	16-0	261	16.3	26-78	.333	22-67	.328	4-6	.667	2	19	21	1.3	6	0	4
15	Ebuka Izundu	16-4	225	14.1	29-57	.509	0-0	.000	10-17	.588	24	29	53	3.3	38	2	4
14	Rodney Miller	6-0	10	1.7	0-1	.000	0-0	.000	1-2	.500	0	0	0	0.0	0	0	0
35	Chris Stowell	2-0	0	0.0	0-0	.000	0-0	.000	0-0	.000	0	0	0	0.0	0	0	0
02	Mike Robinson	3-0	2	0.7	0-0	.000	0-0	.000	0-0	.000	0	0	0	0.0	1	0	0
Team											31	22	53			11	
Total.....		16	3225		392-874	.449	103-288	.358	206-290	.710	176	382	558	34.9	241	3	191
Opponents.....		16	3225		380-874	.435	111-311	.357	197-268	.735	153	352	505	31.6	260	8	198

TEAM STATISTICS	UM	OPP
SCORING	1093	1068
Points per game	68.3	66.8
Scoring margin	+1.6	-
FIELD GOALS-ATT	392-874	380-874
Field goal pct	.449	.435
3 POINT FG-ATT	103-288	111-311
3-point FG pct	.358	.357
3-pt FG made per game	6.4	6.9
FREE THROWS-ATT	206-290	197-268
Free throw pct	.710	.735
F-Throws made per game	12.9	12.3
REBOUNDS	558	505
Rebounds per game	34.9	31.6
Rebounding margin	+3.3	-
ASSISTS	191	198
Assists per game	11.9	12.4
TURNOVERS	198	180
Turnovers per game	12.4	11.3
Turnover margin	-1.1	-
Assist/turnover ratio	1.0	1.1
STEALS	93	94
Steals per game	5.8	5.9
BLOCKS	62	49
Blocks per game	3.9	3.1
ATTENDANCE	65480	99729
Home games-Avg/Game	9-7276	7-14247
Neutral site-Avg/Game	-	0-0

Date	Opponent		Score	Att.
* 12-31-16	NC STATE	W	81-63	6837
* 01-04-17	at Syracuse	L	55-70	17393
* 01-12-17	NOTRE DAME	L	62-67	7972
* 01-14-17	at Pitt	W	72-46	9714
* 01-18-17	at Wake Forest	L	79-96	9691
* 01-21-17	at Duke	L	58-70	9314
* 01-25-17	BOSTON COLLEGE	W	78-77	7139
* 01-28-17	NORTH CAROLINA	W	77-62	7563
* 02-01-17	FLORIDA STATE	L	57-75	7279
* 02-04-17	at NC State	W	84-79	17567
* 02-08-17	VIRGINIA TECH	W	74-68	6620
* 02-11-17	at Louisville	L	66-71	21427
* 02-15-17	GEORGIA TECH	W	70-61	7111
* 02-18-17	CLEMSON	W	71-65	6987
* 02-20-17	at Virginia	Wot	54-48	14623
* 02-25-17	DUKE	W	55-50	7972

^ = AdvoCare Invitational, Orlando, Fla.

@ = ACC/Big Ten Challenge

% = Hoophall Miami Invitational

* = Conference game

Score by Periods	1st	2nd	OT	Totals
Miami	528	554	11	1093
Opponents	479	584	5	1068

THE STAT CREW SYSTEM
Miami Combined Team Statistics (as of Feb 25, 2017)
All games

RECORD:	OVERALL	HOME	AWAY	NEUTRAL
ALL GAMES	20-8	14-2	4-4	2-2
CONFERENCE	10-6	7-2	3-4	0-0
NON-CONFERENCE	10-2	7-0	1-0	2-2

##	Player	gp-gs	min	avg	Total	3-Point	F-Throw	Rebounds		pf	dq	a	to	blk	stl	pts	avg
					fg-fga	fg%	3fg-fga	3fg%	ft-fa	ft%	off	def	tot	avg			
05	Davon Reed	28-28	982	35.1	140-322	.435	68-170	.400	77-93	.828	23	107	130	4.6	45	0	69
00	Ja'Quan Newton	25-24	800	32.0	137-295	.464	10-36	.278	83-117	.709	17	79	96	3.8	42	0	87
11	Bruce Brown	28-24	895	32.0	114-250	.456	27-76	.355	81-109	.743	45	124	169	6.0	67	1	94
21	Kamari Murphy	28-28	816	29.1	81-152	.533	0-1	.000	33-56	.589	71	143	214	7.6	69	2	13
03	Anthony Lawrence	28-13	719	25.7	62-148	.419	28-80	.350	40-54	.741	24	86	110	3.9	64	1	50
20	Dewan Huell	28-15	513	18.3	71-137	.518	0-2	.000	31-47	.660	45	50	95	3.4	52	0	6
04	DJ Vasiljevic	28-0	480	17.1	52-146	.356	43-120	.358	11-13	.846	5	31	36	1.3	25	0	12
15	Ebuka Izundu	27-8	350	13.0	51-89	.573	0-0	.000	26-36	.722	42	45	87	3.2	61	2	6
14	Rodney Miller	13-0	48	3.7	4-8	.500	0-0	.000	4-9	.444	3	4	7	0.5	5	0	0
02	Mike Robinson	6-0	13	2.2	0-4	.000	0-3	.000	1-2	.500	1	0	1	0.2	2	0	0
35	Chris Stowell	5-0	9	1.8	0-1	.000	0-1	.000	0-0	.000	0	2	2	0.4	0	0	0
Team											49	44	93			12	
Total.....		28	5625		712-1552	.459	176-489	.360	387-536	.722	325	715	1040	37.1	432	6	337
Opponents.....		28	5625		640-1573	.407	174-534	.326	317-434	.730	284	603	887	31.7	482	10	321

TEAM STATISTICS	UM	OPP
SCORING	1987	1771
Points per game	71.0	63.2
Scoring margin	+7.7	-
FIELD GOALS-ATT	712-1552	640-1573
Field goal pct	.459	.407
3 POINT FG-ATT	176-489	174-534
3-point FG pct	.360	.326
3-pt FG made per game	6.3	6.2
FREE THROWS-ATT	387-536	317-434
Free throw pct	.722	.730
F-Throws made per game	13.8	11.3
REBOUNDS	1040	887
Rebounds per game	37.1	31.7
Rebounding margin	+5.5	-
ASSISTS	337	321
Assists per game	12.0	11.5
TURNOVERS	362	339
Turnovers per game	12.9	12.1
Turnover margin	-0.8	-
Assist/turnover ratio	0.9	0.9
STEALS	183	175
Steals per game	6.5	6.3
BLOCKS	115	89
Blocks per game	4.1	3.2
ATTENDANCE	113701	113290
Home games-Avg/Game	16-7106	8-12860
Neutral site-Avg/Game	-	4-2603

Date	Opponent	Score	Att.
11-11-16	WESTERN CAROLINA	w 92-43	7142
11-16-16	at North Florida	w 94-56	3148
11-19-16	PENN	w 74-62	6753
^ 11-24-16	vs Stanford	w 67-53	2436
^ 11-25-16	vs Iowa State	L 56-73	1876
^ 11-27-16	vs Florida	L 56-65	1216
@ 11-30-16	RUTGERS	w 73-61	7064
% 12-03-16	vs Wofford	w 74-57	4885
12-06-16	SOUTH CAROLINA STATE	w 82-46	6489
12-16-16	FLORIDA ATLANTIC	w 76-56	6857
12-22-16	GEORGE WASHINGTON	w 72-64	6871
12-28-16	COLUMBIA	w 78-67	7045
* 12-31-16	NC STATE	w 81-63	6837
* 01-04-17	at Syracuse	L 55-70	17393
* 01-12-17	NOTRE DAME	L 62-67	7972
* 01-14-17	at Pitt	w 72-46	9714
* 01-18-17	at Wake Forest	L 79-96	9691
* 01-21-17	at Duke	L 58-70	9314
* 01-25-17	BOSTON COLLEGE	w 78-77	7139
* 01-28-17	NORTH CAROLINA	w 77-62	7563
* 02-01-17	FLORIDA STATE	L 57-75	7279
* 02-04-17	at NC State	w 84-79	17567
* 02-08-17	VIRGINIA TECH	w 74-68	6620
* 02-11-17	at Louisville	L 66-71	21427
* 02-15-17	GEORGIA TECH	w 70-61	7111
* 02-18-17	CLEMSON	w 71-65	6987
* 02-20-17	at Virginia	Wot 54-48	14623
* 02-25-17	DUKE	w 55-50	7972

Score by Periods	1st	2nd	OT	Totals
Miami	957	1019	11	1987
Opponents	787	979	5	1771

^ = AdvoCare Invitational, Orlando, Fla.

@ = ACC/Big Ten Challenge

% = Hoophall Miami Invitational

* = Conference game