



# MIAMI BASKETBALL

## THE BASICS

**Date/Time:** Tuesday, November 13, 2018/7 p.m. ET  
**Location:** Coral Gables, Fla./Watsco Center (7,972)  
**Television:** ESPNU  
*PxP: Anish Shroff, Color: Cory Alexander*  
**Radio:** WQAM 560-AM (PxP: Joe Zagacki)  
**Satellite Radio:** XM Internet 963  
**Series vs. SFA:** First Meeting  
 Home: 0-0 | Road: 0-0 | Neutral: 0-0

## 2018-19 SCHEDULE/RESULTS

OPPONENT	TV	TIME/SCORE
<b>OCTOBER</b>		
30 BARRY (EXHIBITION)	ACCNE	W, 91-61
<b>NOVEMBER</b>		
9 LEHIGH	ACCNE	W, 83-62
13 STEPHEN F. AUSTIN	ESPNU	7 p.m.
17 BETHUNE-COOKMAN	ACCNE	2 p.m.
22 La Salle <sup>1</sup>	ACCNE	2:30 p.m.
23 Northwestern/ Fresno State <sup>1</sup>	ESPNU	2 or 4:30 p.m.
25 TBD <sup>1</sup>	ESPN2/U	TBD
28 RUTGERS <sup>2</sup>	ESPNU	7:15 p.m.
<b>DECEMBER</b>		
1 vs. Yale <sup>3</sup>	ESPN3	7:30 p.m.
4 at Penn	ESPN+	7 p.m.
19 HOUSTON BAPTIST	ACCNE	7 p.m.
22 FLORIDA ATLANTIC	ACCNE	2 p.m.
29 CAMPBELL	RSN	4 p.m.
<b>JANUARY</b>		
3 NC STATE	ESPN/U	7 p.m.
6 at Louisville	ESPNU	6 p.m.
9 at Florida State	RSN	9 p.m.
12 WAKE FOREST	RSN	2 p.m.
19 NORTH CAROLINA	ESPN/2	Noon
24 at Syracuse	Raycom	8 p.m.
27 FLORIDA STATE	ESPNU	6 p.m.
30 VIRGINIA TECH	ESPN2/U	7 p.m.
<b>FEBRUARY</b>		
2 at Virginia	Raycom	2 p.m.
6 NOTRE DAME	ESPN2/U	7 p.m.
9 at North Carolina	Raycom	Noon
13 CLEMSON	ESPN2/U	7 p.m.
17 at Boston College	ESPNU	6 p.m.
23 GEORGIA TECH	RSN	2 p.m.
26 at Wake Forest	RSN	7 p.m.
<b>MARCH</b>		
2 at Duke	CBS	4 p.m.
5 PITTSBURGH	Raycom	8 p.m.
8 at Virginia Tech	ESPN2	7 p.m.
12-16 ACC Tournament <sup>4</sup>	ESPN/Raycom	

**BOLD CAPS** denotes home games at Watsco Center, Coral Gables, Fla.

[##] denotes Miami's AP/USA TODAY ranking

\* ACC game

<sup>1</sup> Wooden Classic, Fullerton, Calif.; <sup>2</sup> ACC/Big Ten Challenge

<sup>3</sup> Hoophall Miami Invitational, American Airlines Arena (Miami, Fla.)

<sup>4</sup> Spectrum Center, Charlotte, N.C.

All times Eastern and subject to change

## ATHLETICS COMMUNICATIONS

**Assistant AD for Communications & Content:**

Andy Fledderjohann (MBB Contact)

Email: afledderjohann@miami.edu

Cell Phone: 434-906-0075

Twitter/Instagram/Facebook: @CanesHoops

GAME 2 • NOVEMBER 13, 2018 • 7 P.M. • CORAL GABLES, FLA.



## MIAMI HURRICANES (1-0)

**Head Coach:** Jim Larrañaga (Providence, '71)

**Record at UM:** 162-79 (8th season), **Career Record:** 632-413 (35th season)



## STEPHEN F. AUSTIN LUMBERJACKS (2-0)

**Head Coach:** Kyle Keller (Oklahoma State, '90)

**Record at SFA:** 48-22 (3rd season), **Career Record:** 48-22 (3rd season)

### THINGS TO KNOW

- This is the first-ever matchup between Miami and Stephen F. Austin.
- Both UM and SFA played in Dallas in the NCAA Tournament last season (separate sessions).
- Anthony Lawrence II is playing in his 100th career game at Miami.
- Miami hit 14 3-pointers Friday – three shy of a school single-game record.
- Miami blocked nine shots against Lehigh, its most since swatting a dozen against Notre Dame on Jan. 12, 2017.
- Junior forward Dewan Hernandez was withheld from competition in the opener as the University and NCAA review his eligibility. His status Tuesday is TBD.
- Jim Larrañaga is in his eighth season as UM head coach. He owns the fourth-longest tenure for a head coach in program history but boasts the second-most wins (162).
- Miami, Duke, North Carolina and Virginia are the only ACC schools to record six or more 20-win seasons in the last seven years.

### FIGHT FOR LITERACY GAME

The Tuesday game is Miami's 2018-19 Fight for Literacy Game.

The Miami coaching staff will wear green ties to help raise awareness about the problem of illiteracy.

Coaching for Literacy's Fight for Literacy Games empower coaches, teams, players and fans to join together to increase child reading levels through awareness, volunteering and fundraising efforts.

### NOTING THE SEASON-OPENING WIN

- Chris Lykes scored a career-high 22 points. His previous high was 19, set on Feb. 13 against Virginia.
- Lykes (39), Ebuka Izundu (28) and Sam Waardenburg (28) each played career highs in minutes.

- Playing in his 99th career game, Anthony Lawrence II (19 points, 12 rebounds) recorded his third career double-double. He reached double figures in rebounds for the seventh time in his career.
- Deng Gak and Anthony Mack each saw their first career action. Zach Johnson also made his UM debut and scored five points in 24 minutes.
- Miami hit 14 of its 32 3-point field goal attempts.
- Miami blocked nine shots – more than the team had in any game last season.

### CANES TAKE ON LEAGUE FAVORITES AGAIN

Miami opens its season with three straight games against teams that were picked to win their respective conferences.

Lehigh was chosen as the preseason favorites in the Patriot League. Stephen F. Austin was picked to repeat as the Southland Conference champion, while Bethune-Cookman was selected as the preseason MEAC favorite.

### WHO'S BACK

Miami returns seven letterwinners from its 2017-18 team: Hernandez, Lawrence, Vasiljevic, Ebuka Izundu, Chris Lykes, Rodney Miller Jr. and Sam Waardenburg.

Miami also gains the services of forward Deng Gak, who redshirted last year during his freshman season.

### EXPERIENCED GROUP RETURNS

Miami's roster features seven upperclassmen – three seniors and four juniors.

They have played in a combined 502 games (average of 71 per player), and each has played in at least one NCAA tournament.

## PROJECTED STARTING LINEUP

Pos. No.	Name	Yr.	Ht.	Wt.	PPG	RPG	APG	Of Note
G 0	Chris Lykes	So.	5-7	157	22.0	5.0	4.0	Averaged 11.9 ppg, 3.1 apg in ACC play last year
G 1	Dejan (DJ) Vasiljevic	Jr.	6-3	184	16.0	3.0	2.0	Led ACC in 3-point FG Pct. last year at 41.1%
G 3	Anthony Lawrence II	Sr.	6-7	207	19.0	12.0	2.0	Has played in 99 career games
C 15	Ebuka Izundu	Sr.	6-10	232	10.0	9.0	1.0	Posted season highs in pts, rebs and stls last year
F 21	Sam Waardenburg	R-So.	6-10	216	11.0	5.0	2.0	Made first college start, played 28 mins in opener
<b>RESERVES</b>								
G 2	Willie Herenton	So.	6-1	178	0.0	0.0	0.0	Joined team as walk-on for 2018-19 season
G 5	Zach Johnson	R-Sr.	6-2	192	5.0	0.0	3.0	First-Team All-ASUN last season; 1,340 career pts
G 10	Dominic Proctor	So.	6-6	180	–	–	–	Joined team as walk-on for 2018-19 season
G 13	Anthony Mack	R-Fr.	6-6	214	0.0	0.0	0.0	Redshirt last season at University of Wyoming
F 20	Dewan Hernandez	Jr.	6-11	235	–	–	–	Team's top returning scorer, rebounder from '17-18
F 22	Deng Gak	R-Fr.	6-10	211	0.0	6.0	1.0	Had three blocks in 14 mins in opener

## BROADCAST BULLET POINTS



### 0 CHRIS LYKES

So. • 5-7 • 157 • Guard  
Mitchellville, Md. • Gonzaga College HS

#### 2018-19: 22.0 ppg, 5.0 rpg, 4.0 apg

- Averaged team-high 12.8 points per game in the 2017-18 season's final 12 games following Bruce Brown Jr.'s foot injury
- Averaged 9.6 ppg and 2.3 apg, including 11.9 ppg in ACC play (second on team)
- Had offseason surgery on right shoulder
- Named to All-ACC Academic Team



### 1 DJ VASILJEVIC

Jr. • 6-3 • 184 • Guard  
Melbourne, Australia • Australian Institute of Sport

#### 2018-19: 16.0 ppg, 3.0 rpg

- Averaged 9.0 ppg and 2.5 rpg and named to All-ACC Academic Team last season
- Led ACC in 3-point shooting last season (41.1%)
- Named top Australian junior in college basketball by FOX Sports Australia
- Lost 20 lbs during offseason; also had offseason foot surgery



### 2 WILLIE HERENTON

So. • 6-1 • 178 • Guard  
Lincolnshire, Ill. • Stevenson HS

#### 2018-19: 0.0 ppg, 0.0 rpg

- Walk-on for 2018-19 season; finished as one of top scorers in Stevenson HS history despite only playing one year as full-time starter
- Home schooled until high school
- Brother Rodney is junior on Stanford basketball team
- Parents, Rodney and Andrea, both attended Harvard



### 3 ANTHONY LAWRENCE II

Sr. • 6-7 • 207 • Guard  
St. Petersburg, Fla. • Lakewood Senior HS

#### 2018-19: 19.0 ppg, 12.0 rpg, 3.0 spg

- Averaged 8.8 points, 6.5 rebounds and 2.3 assists per game last season (all career highs)
- Has played in 99 career games
- Was point guard in high school
- Father, Anthony Sr., played at Miami from 1991-94



### 5 ZACH JOHNSON

R-Sr. • 6-2 • 192 • Guard  
Miami, Fla. • Florida Gulf Coast • Norland HS

#### 2018-19: 5.0 ppg, 0.0 rpg, 3.0 apg

- Graduate transfer from Florida Gulf Coast
- Scored 1,349 points and played in 104 career games at FGCU (both team highs)
- Was First-Team All-Atlantic Sun selection last season (16.1 ppg, 3.3 rpg, 3.0 apg)
- Earned bachelor's degree in legal studies from FGCU




### 10 DOMINIC PROCTOR

So. • 6-6 • 180 • Guard  
Las Vegas, Nev. • Bishop Gorman HS

#### 2018-19: has not played

- Walked on for 2018-19 season
- Was 14th-ranked player in Nevada in 2017 per 24/7 Sports
- Father (Michael) played basketball at Cornell



### 13 ANTHONY MACK

R-Fr. • 6-6 • 214 • Guard  
Las Vegas, Nev. • Wyoming • Blair Academy (N.J.)

#### 2018-19: 0.0 ppg, 0.0 rpg

- Transfer from University of Wyoming; granted waiver for immediate eligibility for this season
- Sharp-shooter from 3-point range
- High school teammates with Deng Gak at Blair Academy (N.J.)



### 14 RODNEY MILLER JR.

Jr. • 7-0 • 255 • Center  
Laurelton, N.Y. • Oak Hill Academy

#### 2018-19: has not played

- Redshirting 2018-19 season
- Lost 25 pounds during the offseason
- Has played in 30 career games



### 15 EBUKA IZUNDU

Sr. • 6-10 • 232 • Center  
Nigeria/Charlotte, N.C. • Victory Christian Center

#### 2018-19: 10.0 ppg, 9.0 rpg

- Played in all 32 games last year, including starts vs. Notre Dame, Boston College
- Averaged 5.0 points and 3.8 rebounds per game and shot 69.2%
- Named to ACC Academic Honor Roll for first time last year
- Moved to U.S in 2013 at age 17; grew up playing soccer, then started playing basketball in 2011



### 20 DEWAN HERNANDEZ

Jr. • 6-11 • 235 • Forward  
Miami, Fla. • Norland HS

#### 2018-19: has not played

- Legally changed last name from Huell to Hernandez in October to honor his mother, Christina
- Named to 2019 Kareem Abdul-Jabbar Award Watch List
- Averaged 11.4 ppg and 6.6 rpg last season and was only Miami player to start all 32 games
- 2016 McDonald's HS All-American; entered name in NBA Draft process last season but withdrew prior to deadline



### 21 SAM WAARDENBURG

R-So. • 6-10 • 216 • Forward  
Auckland, New Zealand • Rangitoto College

#### 2018-19: 11.0 ppg, 5.0 rpg

- Played in 21 games off bench, including each of last 15 contests, last season
- Averaged 3.3 points and 2.8 rebounds per game as freshman
- Averaged 16.7 minutes per game in conference play
- Shot 43.8 percent (14-32) from 3-point range last year



### 22 DENG GAK

R-Fr. • 6-10 • 211 • Forward  
Sydney, Australia • Blair Academy (N.J.)

#### 2018-19: 0.0 ppg, 6.0 rpg, 3.0 bpg

- Redshirted 2018-19 season and has put on about 20 pounds since he arrived at UM
- Played in high school with Anthony Mack
- Brother, Gorjok, is junior center at Florida



### 23 KAMERON MCGUSTY

Jr. • 6-5 • 192 • Guard  
Katy, Texas • Oklahoma • Sunrise Christian Academy (Kansas)

#### 2018-19: Redshirt Season

- Sitting out 2018-19 season per NCAA transfer regulations
- 9.4 ppg, 2.0 rpg in 63 career games (25 starts) at Oklahoma
- Was Big 12 All-Freshman Team selection in 2017
- Father, Kerol, played college basketball at Stephen F. Austin

## ANOTHER 20-WIN CAMPAIGN UNDER LARRAÑAGA

Miami recorded 22 wins last season, its sixth 20-win campaign in seven years under Jim Larrañaga, and tied for the 10th most wins in a season in school history.

He is the first coach in program history to post six 20-win seasons. Bruce Hale (1954-67) recorded five 20-win campaigns from 1954-67.

## SOLID SEASON IN THE ACC

Miami finished with 11 ACC wins last season, its third-most conference wins since joining the league in 2004-05.

UM earned the No. 3 seed in the ACC Tournament after finishing in a four-way tie with Clemson, North Carolina and NC State in the regular-season standings.

Miami scored 10 or more league victories in five of Larrañaga's first seven years, including four straight seasons. The Canes join Virginia, Duke and UNC as the lone teams to win 10 or more ACC games each of the last four years.

Prior to Larrañaga's arrival, Miami never had won 10 ACC games in a season.

## BIG SUCCESS AT 70 POINTS

Miami eclipsed the 70-point plateau in 19 games last season, going 16-3 in those contests.

UM is 106-15 when scoring 70 or more points under Jim Larrañaga and 45-2 when breaking the 80-point barrier.

## VASILJEVIC A TOP 3-POINT THREAT

DJ Vasiljevic led the ACC in 3-point field goal percentage last season, connecting on 41.1 percent (67-for-163) of his attempts from long range.

He led the team with 67 3-pointers and became the fifth Hurricane to lead the conference in 3-point shooting (first since Malcolm Grant in 2011).

Vasiljevic hit on 32 of his 66 3-point attempts over the last 13 games (.485) and connected on at least one 3-pointer in each game in that stretch.

Following offseason foot surgery, Vasiljevic lost 20 pounds during the offseason and enters the season at a svelte 184 pounds.

## MILLER JR. TO REDSHIRT

Miami junior center Rodney Miller Jr. will redshirt the 2018-19 season.

Miller lost 25 pounds during the offseason.

He averaged 1.1 points in 3.6 minutes per game in 30 games during his first two seasons.

## WHO'S DEPARTED

Miami lost three players from its 2017-18 squad, each of whom started at least 18 games: Lonnie Walker IV, Bruce Brown Jr. and Ja'Quan Newton.

Walker was an Honorable Mention All-ACC pick and ACC All-Freshman Team honoree last year. He was selected 18th overall in the NBA Draft by the San Antonio Spurs.

Brown started 19 games before missing the remainder of the season with a foot injury. He was picked 42nd overall in the NBA Draft by Detroit.

Newton played in 127 career games (seventh most in program history) and finished with 1,134 career points (28th in program history).

## QUARTET OF NEWBIES

Miami added four newcomers to the program, three of whom came through transfers.

Zach Johnson scored 1,344 points in three seasons at Florida Gulf Coast and was a First-Team All-Atlantic Sun Conference selection last season before coming to UM as a graduate transfer.

Anthony Mack sat out last season at Wyoming and has four years of eligibility remaining at UM.

Junior guard Kameron McGusty is sitting out this season after transferring from Oklahoma. He played in 63 games and averaged 9.4 ppg in two years with the Sooners.

Sophomore guards Willie Herenton and Dominic Proctor have joined the program as walk-ons.

## NOTING THE SCHEDULE

Miami's schedule features 13 games against teams that played in the 2018 NCAA Tournament.

The non-conference schedule features games against Stephen F. Austin and Penn, each of whom played in the NCAA Tournament last year.

UM travels to the West Coast for the Wooden Classic for three games during Thanksgiving week.

The Canes' challenging conference schedule features 11 games against teams that competed in the 2018 NCAA Tournament, including home-and-homes with Florida State, North Carolina and Virginia Tech.

## HUELL BECOMES HERNANDEZ

The name is unfamiliar, but Dewan Hernandez remains a familiar face for the Canes. Formerly Dewan Huell, Hernandez legally changed his last name in the offseason.

The switch was made to honor his mother, Christina Hernandez, and was officially finalized in mid-October.

## HERNANDEZ LOOKS TO BUILD ON BREAKOUT SOPHOMORE SEASON

Dewan Hernandez is looking to take another step in his junior season. Last season, Hernandez more than doubled his numbers in scoring and rebounding from his freshman campaign.

Hernandez entered his name in the NBA Draft following the season but withdrew following consultations with NBA officials.

He finished second on the team in scoring at 11.4 ppg (5.6 as frosh) last year and also averaged 6.6 rebounds per game (3.1 as frosh).

He ranked 14th in the conference in rebounding.

Hernandez scored in double figures in 19 games last year and recorded the first five double-doubles of his career.

## HIGH SCHOOL TEAMMATES REUNITE

With the transfers of Zach Johnson and Anthony Mack, Miami now has two pairs of high school teammates on its roster this season.

Johnson reunites with Dewan Hernandez, with whom he played two seasons and won two state championships at Norland High School.

Mack is back together with Deng Gak, with whom he played two seasons at Blair Academy in New Jersey.

## CANES LOOK TO TOP ACC EXPECTATIONS ONCE AGAIN

Miami was picked 10th in the Operation Basketball 2018-19 Preseason Poll, released Oct. 25 following a vote of the league's media.

In each of Jim Larrañaga's first seven seasons, Miami finished the year in a standing that exceeded its preseason ACC ranking.

UM was picked fourth in the preseason ACC coaches' poll last season (behind Duke, UNC, ND) but concluded the season in a third-place tie.

Miami's preseason ACC rankings, followed by their finishes, under Larrañaga:

<b>2018-19:</b> 10th	<b>2017-18:</b> 4th – t-3rd
<b>2016-17:</b> 9th – t-7th	<b>2015-16:</b> 5th – t-2nd
<b>2014-15:</b> 10th – t-6th	<b>2013-14:</b> 12th – 10th
<b>2012-13:</b> 5th – 1st	<b>2011-12:</b> 5th – t-4th

## TEAM CAPTAINS

Miami has six team co-captains this season: Dewan Hernandez, Ebuka Izundu, Zach Johnson, Anthony Lawrence II, Chris Lykes and DJ Vasiljevic.

Hernandez, Lawrence and Vasiljevic are team captains for the second straight season.

## SELLING OUT THE WATSCO CENTER

Miami sold out its season ticket allotment for all home games at the Watsco Center for each of the last three seasons.

Fans bought over 5,500 season tickets for each of the last three years, more than doubling the total number of season tickets sold in Jim Larrañaga's first season in Coral Gables.

## Season Tickets Per Year (Under Larrañaga)

<b>2017-18:</b> 5,986	<b>2016-17:</b> 5,965	<b>2015-16:</b> 5,500
<b>2014-15:</b> 3,427	<b>2013-14:</b> 3,674	<b>2012-13:</b> 2,372
<b>2011-12:</b> 2,251		

## THE WATSCO ADVANTAGE

Miami has defended its home turf well in recent years, winning 39 of its last 44 games at the Watsco Center. The Hurricanes are 89-25 (.780) at home under Jim Larrañaga and finished 11-3 at home last season.

Miami owns 17 straight home non-conference wins, dating to a 78-77 loss to Northeastern on Nov. 27, 2015.

Entering its 17th year at the Watsco Center (formerly BankUnited Center), Miami is 183-69 (.726) on the home court.

In the first seven seasons under Larrañaga, Miami was 44-18 in ACC action at home and 45-7 in non-conference play. In both 2012-13 and 2015-16, the Canes had just one loss at Watsco Center.

## Miami at Watsco Center Under Jim Larrañaga

Year	Overall	N-C	ACC
2011-12.....	14-4.....	8-2.....	6-2
2012-13.....	14-1.....	6-0.....	8-1
2013-14.....	8-8.....	5-2.....	3-6
2014-15.....	12-6.....	7-2.....	5-4
2015-16.....	15-1.....	6-1.....	9-0
2016-17.....	14-2.....	7-0.....	7-2
2017-18.....	11-3.....	5-0.....	6-3
2018-19.....	1-0.....	1-0.....	0-0
<b>Totals</b>	<b>89-25</b>	<b>45-7</b>	<b>44-18</b>

## QUICK FACTS

Location .....	Coral Gables, Fla.
Enrollment .....	17,348
Founded .....	1925
Nickname .....	Hurricanes
Colors .....	Orange (PMS 1665), Green (3435) and White
President .....	Dr. Julio Frenk
Director of Athletics .....	Blake James
Conference .....	Atlantic Coast (joined 2004)
Arena/Capacity .....	Watsco Center/7,972
Press Row .....	305-284-2111

## COACHING STAFF

Head Coach .....	Jim Larrañaga (Providence, '71)
Record at Miami .....	162-79 (8th season)
Career Record .....	632-413 (35th season)
Assoc. Head Coach ..	Chris Caputo (Westfield [Mass.] St, '02)
Assistant Coach .....	Alvin "Pooh" Williamson (Tulsa, '95)
Assistant Coach .....	Adam Fisher (Penn State, '06, '09)
Dir of BB Ops .....	Lamont Franklin (UNC Wilmington, '97)
Associate Director of Ops .....	Jeff Dyer (Delaware, '14)
Strength & Conditioning Coach ..	Casey Cathrall (Ithaca, '12)
Assistant Athletic Trainer .....	Javier Jimenez (Temple, '06)

## PROGRAM HISTORY

First Year of Basketball .....	1926
All-Time Record .....	1,033-749 (.580)
Under Jim Larrañaga .....	162-79 (.672; 8 years)
All-Time ACC Record .....	118-118 (.500)
Under Jim Larrañaga .....	75-49 (.605)
ACC Regular-Season Championships .....	1 (2013)
ACC Tournament Championships .....	1 (2013)
NCAA Tournament Appearances .....	10
1960, '98, '99, 2000, '02, '08, '13, '16, '17, '18	
All-Time Record in NCAA Tournament .....	8-10
Last NCAA Postseason Finish .....	2018 First Round
NIT Appearances .....	12
1961, '63, '64, '95, '97, 2001, '05, '06, '09, '11, '12, '15	
All-Time Record in NIT .....	11-12
Last NIT Finish .....	2015 Runner-Up

## CANES IN PRO BASKETBALL/FOOTBALL

### Years at Miami in parentheses

#### NBA

Bruce Brown Jr. (2016-18) .....	Detroit Pistons
Lonnie Walker IV (2017-18) .....	San Antonio Spurs

#### NFL

Jimmy Graham (2005-09) .....	Green Bay Packers
Erik Swoope (2010-14) .....	Indianapolis Colts

#### G-League

Kamari Murphy (2015-17) .....	Long Island Nets
Davon Reed (2013-17) .....	Fort Wayne Mad Ants
Angel Rodriguez (2014-16) .....	Rio Grande Valley Vipers
Durand Scott (2009-13) .....	Long Island Nets

#### International

Rion Brown (2010-14) .....	Promitheas (Greece)
Ivan Cruz Uceda (2014-16) .....	Bilbao Basket (Spain)
Guillermo Diaz (2003-06) .....	San Lorenzo de Almagro
.....	(Argentina)
Julian Gamble (2008-13) .....	Nanterre 92 (France)
Malcolm Grant (2009-12) .....	Zadar (Croatia)
Tonye Jekiri (2012-16) .....	Gaziantep Basketbol (Turkey)
Reggie Johnson (2009-13) .....	Rain or Shine Elasto Painters
.....	(Philippine Basketball League)
DeQuan Jones (2008-12) .....	Hapoel Holon
.....	(Israeli Premier League)
Kenny Kadji (2011-13) .....	Tofaş (Turkey)
Shane Larkin (2011-13) .....	Anadolu Efes (Turkey)
Trey McKinney Jones (2011-13) .....	Chiba Jets Funabashi
.....	(Japanese B.League)

## PROCTOR JOINS ROSTER AS WALK-ON

Dominic Proctor joined the roster recently as a walk-on.

A 6-foot-6 guard, Proctor played at Bishop Gorman High School in Las Vegas, where he won a pair of state championships.

He was the the 14th-ranked player in Nevada in 2017 according to 24/7 Sports and the 103rd-ranked shooting guard in the nation per 24/7.

## AFTER SOLID FINISH, LYKES AIMS FOR BIGGER SOPHOMORE SEASON

Chris Lykes was Miami's leading scorer over the last 12 games of the 2017-18 season, averaging 12.8 points per game while reaching double figures nine times.

Lykes averaged 11.9 points (second on team) and 3.1 assists per game in conference play. He reached double figures in 12 ACC games and 16 total.

He scored a team-high 18 points against UNC, one off his career high, which was set Feb. 13 against UVA.

Lykes recorded 15 points on Feb. 24 versus BC, including 11 in the final four minutes in the Canes' wild comeback victory.

## ROOKIES PUT UP STRONG NUMBERS

Lonnie Walker and Chris Lykes finished as the top-scoring Miami freshman duo in the ACC era last season (beginning with the 2004-05 season).

Walker (13.6) and Lykes (11.9) combined to score more than a third of Miami's points in conference play (73.8 total).

The top scoring seasons from Miami freshmen since the 2004-05 season:

Rk	Player (Season)	Games	Pts	Avg
1.	Bruce Brown Jr. (2016-17)	33	391	11.8
2.	Lonnie Walker IV (2017-18)	32	368	11.5
3.	Durand Scott (2009-10)	28	339	10.3
4.	Chris Lykes (2017-18)	32	307	9.6
5.	Dwyane Collins (2006-07)	32	274	8.6

## CLOSE GAMES THE NORM LAST YEAR

All but two of Miami's 18 ACC regular-season games were decided by 10 points or fewer. UM's last four games in ACC play each were determined by three points or fewer (eight total points), with each coming down to the final possession.

It marked the first time in program history that Miami won four-consecutive games, each by three points or fewer, and matched an ACC record, set three times previously (NC State in 1957, Duke in 1976 and 1984).

In nine of Miami's 10 defeats last season, the Hurricanes led or were within three points in the final five minutes of the second half (UVA game was lone exception).

## DRAFT SUCCESS

For just the third time in program history, Miami had two student-athletes selected in the NBA Draft last season. The others were 1968 and 1970.

Lonnie Walker IV was chosen 18th overall by the San Antonio Spurs.

Bruce Brown Jr. was picked in the second round by Detroit with the 42nd overall pick.

Brown made his NBA debut on Opening Night with a start against Brooklyn. Walker has yet to play because of injury.

## 2017-18 SEASON HIGHLIGHTS

- 22 wins (tied for 10th in UM history)
- 11 ACC victories (third most in program history)
- Tied for third place in the ACC – Miami's third top-3 ACC finish in Jim Larrañaga's seven seasons at UM
- Third straight NCAA Tournament appearance (matching program record)
- Eight road wins (one of six Power 5 programs with 8+ road wins last season)
- 5-4 ACC road record; UM joined UVA, Duke and Virginia Tech as lone ACC teams with winning road records
- Four straight wins, each by three points or fewer, to end regular season, tying an ACC record win streak in games decided by three points or fewer
- Ja'Quan Newton hit a running 40-footer to beat the buzzer in a 91-88 win at then-No. 9 North Carolina on Feb. 27
- Newton reached the 1,000-point mark in his career on Jan. 3 at Georgia Tech
- An All-ACC Honorable Mention pick, Lonnie Walker IV was first Miami freshman to be named to an all-league team (BIG EAST or ACC)
- Bruce Brown Jr. recorded a triple-double in the season opener, becoming just the sixth player in ACC history to record two triple-doubles
- Ranked in either the AP or USA Today Coaches poll for 15 of 19 weeks during the season; ranked No. 22 in final AP poll (March 12)
- 10 straight wins to start the season (third best start to a season in program history)
- Preseason No. 13 ranking (best in school history) and ranked as high as No. 6 nationally

## COACHING COORDINATORS

Miami's assistant coaching staff is set up in a coordinator system. Adam Fisher serves as the team's offensive coordinator, while Chris Caputo handles the defense. Pooh Williamson manages the scout for every opponent.

## 10 COMMITMENTS OF MIAMI BASKETBALL

- We will set our defense every time.
- We will pressure the man with the ball.
- We will pack the lane to prevent penetration.
- We will contest all shots, hands high. Without fouling.
- We will block out, rebound and run.
- We will run for layups and open threes.
- We will share the ball.
- We will penetrate the defense.
- We will create good shots both inside and outside.
- We will attack the offensive boards.

## IN THE POLLS

### ASSOCIATED PRESS (Nov. 12)

Rk	Team	Record	Points
1	Duke (48)	2-0	1,606
2	Kansas (14)	1-0	1,571
3	Gonzaga	2-0	1,478
4	Virginia (2)	2-0	1,326
5	Tennessee (1)	2-0	1,306
6	Nevada	2-0	1,277
7	North Carolina	2-0	1,260
8	Villanova	2-0	1,139
9	Auburn	2-0	1,132
10	Kentucky	1-1	1,054
11	Michigan State	1-1	919
12	Kansas State	1-0	892
13	Oregon	2-0	739
14	Florida State	2-0	731
15	Syracuse	2-0	673
16	Virginia Tech	1-0	664
17	Mississippi State	2-0	549
18	Michigan	2-0	486
19	Clemson	2-0	350
20	UCLA	2-0	340
21	TCU	2-0	323
22	LSU	2-0	248
23	Purdue	2-0	218
24	Marquette	2-0	155
25	Buffalo	2-0	154

**Others receiving votes:** West Virginia 145, Indiana 131, Nebraska 41, Wisconsin 32, Washington 29, Maryland 28, *Notre Dame* 24, **Miami 16**, Ohio State 14, Alabama 11, Florida 9, Iowa State 9, *Louisville* 8, Texas 6, Texas Tech 5, Butler 4, Vanderbilt 4, Arizona State 4, Loyola-Chicago 3, Xavier 2, St. John's 2, Arizona 2, Marshall 2, Southern Illinois 1, *Pennsylvania* 1, Furman 1, Davidson 1

### USA TODAY COACHES (Preseason)

Rk	Team	Record	Points
1	Kansas (14)	0-0	771
2	Kentucky (12)	0-0	761
3	Duke (4)	0-0	743
4	Gonzaga (1)	0-0	699
5	Virginia (1)	0-0	656
6	Tennessee	0-0	613
7	North Carolina	0-0	610
8	Villanova	0-0	543
9	Nevada	0-0	521
10	Michigan St	0-0	486
11	Kansas St	0-0	469
12	Auburn	0-0	432
13	West Virginia	0-0	343
14	Syracuse	0-0	297
15	Florida St	0-0	287
16	Oregon	0-0	280
17	Virginia Tech	0-0	272
18	Michigan	0-0	265
19	Mississippi St	0-0	213
20	UCLA	0-0	202
21	TCU	0-0	153
22	Purdue	0-0	107
23	Clemson	0-0	106
24	Washington	0-0	75
25	Nebraska	0-0	67

**Others receiving votes:** LSU 65, Loyola (Chi) 61, Florida 52, Indiana 34, Marquette 34, *NC State* 30, Cincinnati 30, Alabama 28, Maryland 26, *Louisville* 10, Providence 10, Buffalo 7, USC 6, Arizona 5, Butler 5, UCF 5, Wisconsin 4, *Notre Dame* 4, Texas 4, Missouri 3, Baylor 2, **Miami 2**, St. John's 1, Vanderbilt 1

2018-19 Miami opponents listed in *italics*

## MIAMI IN THE POLLS

Date	AP	USA Today	RPI	KenPom
Pre	RV (10)	RV (2)	-	21
Nov. 12	RV (16)	n/a	-	20

## LARRAÑAGA 11TH IN WINS AMONG ACTIVE D-I NCAA COACHES

Entering the season, Jim Larrañaga ranked 11th in career wins among active Division I coaches with 631. Of those 11, four are in the Naismith Memorial Basketball Hall of Fame, including three from the Atlantic Coast Conference.

Now in his 35th season as a head coach, Larrañaga ranks 44th in all-time NCAA victories among Division I head coaches.

In his career, Larrañaga won 27 games at American International, 170 at Bowling Green and 273 at George Mason, and he now has 162 at Miami. He is one of 15 coaches all-time with 100 or more wins at three D-I schools, four of whom are actively coaching.

## WINNINGEST ACTIVE COACHES\*

(*minimum five years as Division I head coach*)

Rank	Coach	Wins
1.	Mike Krzyzewski, Duke	1,100
2.	Jim Boeheim, Syracuse	926
3.	Bob Huggins, West Virginia	845
4.	Roy Williams, North Carolina	842
5.	Rick Byrd, Belmont	778
6.	Cliff Ellis, Coastal Carolina	749
7.	John Beilein, Michigan	724
8.	John Calipari, Kentucky	678
9.	Rick Barnes, Tennessee	661
10.	Bill Self, Kansas	654
11.	<b>Jim Larrañaga, Miami</b>	<b>631</b>

\*as of start of 2018-19 season

## LARRAÑAGA AND CAPUTO IN 17TH YEAR TOGETHER

Head coach Jim Larrañaga and associate head coach Chris Caputo are beginning their 17th season together, dating back to their time at George Mason.

Caputo started on Larranaga's staff as the video coordinator for the 2002-03 season, and along the way, the native of Elmhurst, N.Y., was an assistant coach and is now the associate head coach for the Hurricanes. Caputo helped the 2006 GMU team to the NCAA Final Four and has made five total NCAA Tournament appearances with Larrañaga.

Both Caputo and Larrañaga attended Archbishop Molloy (N.Y.) High School and played for legendary head coach Jack Curran.

## MIAMI'S RECORD WHEN ...

Record	2018-19		Larranaga	
	All	ACC	At UM	ACC
All games	1-0	0-0	162-79	75-49
Home	1-0	0-0	88-25	44-18
Away	0-0	0-0	48-36	31-31
Neutral	0-0	-	26-18	-
November	1-0	-	36-9	-
December	0-0	-	33-10	2-1
January	0-0	0-0	30-22	28-22
February	0-0	0-0	38-21	38-21
March	0-0	0-0	25-16	8-5
April	-	-	-	0-1
vs. Top-10 opponents	0-0	0-0	8-15	7-12
vs. Top-25 (includes Top-10)	0-0	0-0	19-35	13-25
vs. RV opponents (either poll)	0-0	0-0	14-6	7-2
vs. Teams over .500 on game day	1-0	0-0	104-71	56-43
vs. Teams under .500 on game day	0-0	0-0	36-7	15-6
vs. Teams at .500 on game day	0-0	0-0	18-1	4-0
While UM in Top 25	0-0	0-0	58-25	29-17
While UM is RV (only)	1-0	0-0	46-15	20-9
Leading at halftime	1-0	0-0	122-17	53-14
Trailing at halftime	0-0	0-0	31-56	18-31
Tied at halftime	0-0	0-0	9-6	3-4
In overtime games	0-0	0-0	8-8	5-4
Single overtime	0-0	0-0	5-6	3-2
Double overtime	0-0	0-0	3-1	2-1
Leading w/2:00 left in regulation	1-0	0-0	148-10	67-5
Trailing w/2:00 left in regulation	0-0	0-0	11-66	6-43
Tied w/2:00 left in regulation	0-0	0-0	3-1	1-1
UM shoots 50% or better from field	0-0	0-0	66-7	24-3
UM shoots 40-49% from field	0-0	0-0	77-25	42-21
UM shoots under 40% from field	1-0	0-0	20-47	9-25
Opp. shoots 50% or better from field	0-0	0-0	14-27	9-17
Opp. shoots 40-49% from field	0-0	0-0	69-34	37-20
Opp. shoots under 40% from field	1-0	0-0	81-17	30-11
UM shoots 70% or better from line	1-0	0-0	99-39	46-24
UM shoots less than 70% from line	0-0	0-0	63-39	38-23
UM makes more 3-point FGs	1-0	0-0	88-32	41-26
UM makes fewer 3-point FGs	0-0	0-0	47-33	24-19
3-point FGs are even	0-0	0-0	18-7	10-4
4+ Canes in double figures	1-0	0-0	82-17	35-12
3 Canes in double figures	0-0	0-0	60-28	32-13
2 or fewer Canes in double figures	0-0	0-0	20-34	8-24
Outrebounding opponent	1-0	0-0	106-27	42-18
Opp. outrebounds UM	0-0	0-0	49-51	30-30
Tied in rebounds	0-0	0-0	6-1	3-1
UM records 10 or more steals	0-0	0-0	21-6	7-3
UM records 15 or more assists	1-0	0-0	54-5	24-4
UM commits fewer than 15 turnovers	1-0	0-0	138-62	64-41
UM commits 15 or more turnovers	0-0	0-0	22-10	9-8
UM commits fewer turnovers than opp.	1-0	0-0	89-29	42-17
UM commits more turnovers than opp.	0-0	0-0	55-34	24-22
Tied in turnovers	0-0	0-0	15-15	9-10
UM scores 59 points or fewer	0-0	0-0	13-38	7-24
UM scores 60-69 points	0-0	0-0	42-26	23-12
UM scores 70-79 points	0-0	0-0	62-13	28-11
UM scores 80-89 points	1-0	0-0	32-1	12-1
UM scores 90-99 points	0-0	0-0	12-1	4-1
UM scores 100 or more points	0-0	0-0	1-0	0-0
Playing during morning	0-0	0-0	1-1	-
Playing during afternoon	0-0	0-0	52-29	31-21
Playing in evening (5 p.m. or later)	1-0	0-0	107-48	44-28
Games decided by 3 points or fewer	0-0	0-0	22-15	14-10
Games decided by 4-10 points	0-0	0-0	50-33	28-25
Games decided by 11-19 points	0-0	0-0	53-22	22-9
Games decided by 20+ points	1-0	0-0	37-8	11-4

## THE LAST TIME ...

### Player Scored 30 Points

Miami Bruce Brown (30) vs. North Carolina, 1/28/17  
Opponent Joel Berry (31) at North Carolina, 2/27/18

### Player Scored 35 Points

Miami Jack McClinton (35) vs. North Carolina, 3/15/09  
Opponent Xavier Rathan-Mayes (35) vs. Florida State, 2/25/15

### Player Scored 40 Points

Miami Darius Rice (43) vs. Connecticut, 1/20/03  
Opponent Sean Singletary (41), Virginia, 3/1/08

### Two Players Scored 20 Points

Miami Lonnie Walker IV (23), DJ Vasiljevic (20), at Florida State, 1/27/18  
Opponent Jerome Robinson (29), Ky Bowman (24), at Boston College, 2/10/18

### Three Players Scored 20 Points

Miami Dwayne Collins (23), Brian Asbury (21), Jack McClinton (20) vs. Virginia Tech, 1/25/09  
Opponent Travis Mays (40), Alvin Heggis (22), Lance Blanks (21), Texas, 2/22/89

### Five (not 5+) Players Scored in Double Figures

Miami Chris Lykes (22), Anthony Lawrence (19), DJ Vasiljevic (16), Sam Waardenburg (11), Ebuka Izundu (10) vs. Lehigh, 11/9/18  
Sam Waardenburg (12), Dewan Huell (10) vs. Wake Forest, 2/7/18  
Opponent Justin Robinson (15), Chris Clarke (13), Ahmed Hill (12), Seth Allen (10), Zach LeDay (10) vs. Virginia Tech, 2/9/17

### Six (not 6+) Players Scored in Double Figures

Miami Chris Lykes (18), Ja'Quan Newton (15), Dewan Huell (14), Lonnie Walker (13), Ebuka Izundu (12), DJ Vasiljevic (10) at North Carolina, 2/27/18  
Opponent Phil Cofer (21), Braian Angola (18), CJ Walker (17), Terance Mann (14), MJ Walker (13), Christ Koumadje (13) at Florida State, 1/27/18

### Seven+ Players Scored in Double Figures

Miami Sheldon McClellan (18), Ja'Quan Newton (15), James Palmer (14), Ebuka Izundu (11), Angel Rodriguez (11), Ivan Cruz Uceda (10), Anthony Lawrence Jr. (10) vs. Mississippi State 11/19/15

### Player Grabbed 15 Rebounds

Miami Kamari Murphy (15), at Duke, 1/21/17  
Opponent Brice Johnson (15) vs. North Carolina, 2/20/16

### Two Players Grabbed 10 Rebounds

Miami Dewan Huell (12) and Bruce Brown (11), vs. Louisville, 1/24/18  
Opponent Luke Maye (13) and Theo Pinson (11), vs. North Carolina, 3/9/18

### Three Players Grabbed 10 Rebounds

Miami Mark Richardson (11), Eric Brown (10), Joe Wylie (10) vs. FIU, 3/6/89  
Opponent Matt Harpring (12), Dion Glover (10), Michael Maddox (10), Ga. Tech, 12/27/97

### Player Had 10 Assists

Miami Bruce Brown (10), vs. Gardner-Webb, 11/10/17  
Opponent John Gillon (11), at Syracuse, 1/4/17

### Player Had 10 Blocks

Miami Anthony King (10) vs. Florida Atlantic, 11/29/04  
Opponent Jarvis Varnado (10), Mississippi State, 12/13/07

### Player Had a Double-Double

Miami Anthony Lawrence II (19 pts, 12 reb), vs. Lehigh, 11/9/18  
Opponent Theo Pinson (25 pts, 11 reb) vs. North Carolina, 3/8/18

### Player Had a Triple-Double

Miami Bruce Brown (10 pts, 11 reb, 11 ast), vs. Gardner-Webb, 11/10/17  
Opponent Brendan Haywood (18 pts, 14 reb, 10 blks), North Carolina, 12/4/00

### Two Players Had Double-Doubles

Miami Kamari Murphy (11 pts, 13 reb) & Davon Reed (10 pts, 12 reb) vs. Buffalo, 3/17/16  
Opponent Theo Pinson (25 pts, 11 ast) & Luke Maye (14 pts, 10 reb), at UNC, 2/27/18

### Team Scored 100 Points

Miami 105 vs. Mississippi State, 11/19/15  
Opponent 103 at Florida State, 1/27/18

### Team Scored 90-99 Points

Miami 91 at North Carolina, 2/27/18  
Opponent 96 at Wake Forest, 1/18/17

### Team Scored 50 Points in a Half

Miami 52 (2nd half) vs. Wake Forest, 2/7/18  
Opponent 50 (2nd half) vs. North Carolina, 3/9/18

### Team Shot 50 Percent in Both Halves

Miami .562 (18-32) / .533 (16-30), at North Carolina, 2/27/18  
Opponent .552 (16-29) / .536 (15-28), at North Carolina, 2/27/18

### Team Shot 60 Percent in a Half

Miami .600 (21-35), second half, at NC State, 1/21/18  
Opponent .655 (19-29), first half, vs. Boston College, 2/24/18

### Team Shot 70 Percent in a Half

Miami .720 (18-25), second half, vs. Middle Tennessee, 12/25/17

### Team Shot 60 Percent in a Game

Miami .600 (30-50) vs. Middle Tennessee, 12/25/17  
Opponent .600 (33-55) at Florida State, 1/27/18

### Team Shot Less Than 30 Percent in a Game

Miami .293 (12-41) vs. Eastern Kentucky, 12/19/14  
Opponent .290 (18-62) vs. South Carolina State, 12/6/16

### Team Won by 50+ Points

Miami 50 vs. Nova Southeastern, 11/16/09  
Opponent 53 vs. Notre Dame, 2/22/86

### Team won by 40-49 Points

Miami 49 vs. Western Carolina, 11/11/16  
Opponent 41 at North Carolina, 1/31/07

### Team Won by 30-39 Points

Miami 31 vs. Florida A&M, 11/16/17  
Opponent 32 at Charlotte, 11/28/00

### Overtime

Miami won in overtime 78-75 (OT) vs. Louisville, 1/24/18  
Miami lost in overtime 103-94 (OT) at Florida State, 1/27/18

### Rankings

Miami defeated a ranked opponent 91-88 at No. 9 North Carolina, 2/27/18  
Miami lost to a ranked opponent 82-65 vs. No. 12 North Carolina, 3/9/18  
Miami defeated a top 5 opponent 64-61 vs. No. 3 Virginia, 2/22/16  
Miami lost to a top 5 opponent 59-50 vs. No. 1 Virginia, 2/13/18

## THE LAST TIME A MIAMI FRESHMAN ...

**Scored 30 Points:** Bruce Brown (30), vs. North Carolina, 1/28/17

**Scored 20+ Points:** Lonnie Walker IV (23), at Florida State, 1/27/18

**Perfect from Field (5+ att):** Reggie Johnson (RS), 8-of-8, vs. Wake Forest, 3/11/10

**Perfect from 3-Pt (3+ att):** Anthony Lawrence, 4-of-4, vs. Notre Dame, 2/3/16

**10+ Rebounds:** Bruce Brown, 12, vs. George Washington, 12/22/16

**10+ Assists:** Bruce Brown, 10, vs. South Carolina State, 12/6/16

**5-9 Assists:** Chris Lykes, 5, vs. Pitt, 1/31/18

**5+ Steals:** Shane Larkin, 6, vs. North Carolina, 1/10/12

**4+ Blocks:** Raphael Akpejiori, 4, McNeese State, 11/24/10

**Double-Double:** Bruce Brown (14 pts, 12 reb), vs. George Washington, 12/22/16

**Triple-Double:** Bruce Brown (11 pts, 11 reb, 10 ast), vs. South Carolina State, 12/6/16



# JIM LARRAÑAGA

**8TH SEASON AT MIAMI (162-79)**  
**35TH SEASON AS HEAD COACH (632-413)**

## PERSONAL

**Hometown** Bronx, N.Y.  
**Born** Oct. 2, 1949  
**Family** Wife: Liz, Sons: Jay and Jon  
Grandchildren: Tia, James, Jon Temple, Henry  
**Education** Providence College, 1971, B.A. Economics  
Archbishop Molloy High School, 1967

## PLAYING CAREER

Geronemo Basketball Club (Belgium), 1976-77  
Providence College, 1967-71  
Archbishop Molloy, 1963-67

## COACHING EXPERIENCE

### Head Coach

2011-present Miami  
1997-2011 George Mason  
1986-97 Bowling Green  
1977-79 American International

### Assistant Coach

1979-86 Virginia  
1971-76 Davidson

### Player/Coach

1977 Geronemo Basketball Club (Belgium)

## IN THE HISTORY BOOKS

- 11th winningest active Division I head coach (631 wins)
- 44th in wins among Division I head coaches
- 17th in career wins in ACC games (84)
- 21st in career wins while in ACC (161)

## COACHING HONORS

AP, Naismith, Iba, Rupp Coach of the Year, 2013  
NABC All-District II, 2013  
USBWA District IV Coach of the Year, 2013, 2016  
Clair Bee National Coach of the Year, 2006  
ACC Coach of the Year, 2013, 2016  
CAA Coach of the Year, 1999, 2011  
MAC Coach of the Year, 1997

## TEAM HONORS

18 Postseason appearances  
Nine NCAA tournament appearances  
1999, 2001, 2006, 2008, 2011, 2013, 2016, 2017, 2018  
Three Sweet 16 appearances ('06, '13, '16), One Final Four ('06)  
Eight postseason NIT appearances  
1990, 1991, 1997, 2002, 2004, 2009, 2012, 2015  
12 20-win seasons

## NOTABLE NBA PLAYERS COACHED

Lance Blanks (UVA) Frank Booker (BGSU) Bruce Brown Jr. (UM)  
Rick Carlisle (UVA) Antonio Daniels (BGSU) Jeff Jones (UVA)  
Andrew Kennedy (UVA) Jeff Lamp (UVA) Shane Larkin (UM)  
Lewis Latimore (UVA) Sheldon Mac (UM) Jason Miskiri (GMU)  
Olden Polynice (UVA) Lee Raker (UVA) Davon Reed (UM)  
Ralph Sampson (UVA) Tom Sheehy (UVA) Clinton Venable (BGSU)  
Lonnie Walker IV (UM) Othell Wilson (UVA)

## STUDENT-ATHLETE HONORS

### At Miami

- One All-American
- One USBWA All-District IV selection
- One Basketball Times All-District
- One ACC Player of the Year
- One ACC Defensive Player of the Year
- One ACC Tournament MVP
- 14 All-ACC postseason selections
- Five ACC-All-Defensive Team selections
- One ACC All-Rookie Team selection
- Four ACC Academic Honor Roll picks
- Seven ACC Players of the Week
- One ACC Rookie of the Week
- Six ACC All-Tournament team selections
- Two NIT All-Tournament Team picks
- Two NABC Honors Court selections

### Prior to Miami

- Two All-Americans
- 28 All-CAA selections
- Nine CAA All-Defensive Team picks
- Eight CAA All-Rookie Team picks
- Three Dean Ehlers Award winners (given to CAA player who best meets criteria of academic achievement, leadership and community service)
- 12 All-MAC selections
- Two MAC Freshman of Year selections
- Four MAC All-Freshman Team picks

## YEAR-BY-YEAR RESULTS

Year	School	Overall		Conference		
		W-L	W-L	Finish	Postseason	
1977-78	American Int'l	14-13	-	-	-	
1978-79	American Int'l	13-13	-	-	-	
1986-87	Bowling Green	15-14	10-6	3	-	
1987-88	Bowling Green	12-16	7-9	t-5	-	
1988-89	Bowling Green	13-15	6-10	t-6	-	
1989-90	Bowling Green	18-11	9-7	t-3	NIT First Round (0-1)	
1990-91	Bowling Green	17-13	9-7	t-4	NIT First Round (0-1)	
1991-92	Bowling Green	14-15	8-8	5	-	
1992-93	Bowling Green	11-16	8-10	t-6	-	
1993-94	Bowling Green	18-10	12-6	t-2	-	
1994-95	Bowling Green	16-11	10-8	t-5	-	
1995-96	Bowling Green	14-13	9-9	t-6	-	
1996-97	Bowling Green	22-10	13-5	t-1	NIT First Round (0-1)	
1997-98	George Mason	9-18	6-10	6	-	
1998-99	George Mason	19-11	13-3	1	NCAA First Round (0-1)	
1999-00	George Mason	19-11	12-4	t-1	-	
2000-01	George Mason	18-12	11-5	3	NCAA First Round (0-1)	
2001-02	George Mason	19-10	13-5	2	NIT First Round (0-1)	
2002-03	George Mason	16-12	11-7	4	-	
2003-04	George Mason	23-10	12-6	3	NIT Third Round (2-1)	
2004-05	George Mason	16-13	10-8	6	-	
2005-06	George Mason	27-8	15-3	t-1	NCAA Final Four (4-1)	
2006-07	George Mason	18-15	9-9	5	-	
2007-08	George Mason	23-11	12-6	2	NCAA First Round (0-1)	
2008-09	George Mason	22-11	13-5	2	NIT First Round (0-1)	
2009-10	George Mason	17-15	12-6	4	CIT First Round (0-1)	
2010-11	George Mason	27-7	16-2	1	NCAA Second Round (1-1)	
2011-12	Miami	20-13	9-7	t-4	NIT Second Round (1-1)	
2012-13	Miami	29-7	15-3	1	NCAA Sweet 16 (2-1)	
2013-14	Miami	17-16	7-11	10	-	
2014-15	Miami	25-13	10-8	6	NIT Finals (4-1)	
2015-16	Miami	27-8	13-5	t-2	NCAA Sweet 16 (2-1)	
2016-17	Miami	21-12	10-8	t-7	NCAA First Round (0-1)	
2017-18	Miami	22-10	11-7	t-3	NCAA First Round (0-1)	
2018-19	Miami	1-0	0-0			
	<b>Overall</b>	<b>632-413</b>	<b>341-213</b>		<b>9 NCAA, 8 NIT, 1 CIT</b>	

2 years	American Int'l	27-26 (.509)
11 years	Bowling Green	170-144 (.541)
14 years	George Mason	273-164 (.625)
8 years	Miami	162-79 (.672)
<b>35 years</b>		<b>632-413 (.604)</b>

**2018-19 Miami Men's Basketball**  
**Miami Combined Team Statistics (as of Nov 11, 2018)**  
**All games**

<b>RECORD:</b>	<b>OVERALL</b>	<b>HOME</b>	<b>AWAY</b>	<b>NEUTRAL</b>
ALL GAMES	1-0	1-0	0-0	0-0
CONFERENCE	0-0	0-0	0-0	0-0
NON-CONFERENCE	1-0	1-0	0-0	0-0

#	Player	gp-gs	min	avg	Total		3-Point		F-Throw		Rebounds			pf	dq	a	to	blk	stl	pts	avg	
					fg-fga	fg%	3fg-fga	3fg%	ft-fa	ft%	off	def	tot									avg
00	Chris Lykes	1-1	39	39.0	5-17	.294	4-8	.500	8-11	.727	1	4	5	5.0	3	0	4	2	0	2	22	22.0
03	Anthony Lawrence	1-1	35	35.0	5-9	.556	4-7	.571	5-6	.833	1	11	12	12.0	2	0	2	0	3	3	19	19.0
01	DJ Vasiljevic	1-1	26	26.0	5-10	.500	4-7	.571	2-2	1.000	0	3	3	3.0	3	0	2	2	0	0	16	16.0
21	Sam Waardenburg	1-1	28	28.0	3-7	.429	1-2	.500	4-4	1.000	3	2	5	5.0	1	0	2	1	0	1	11	11.0
15	Ebuka Izundu	1-1	28	28.0	3-5	.600	0-0	.000	4-6	.667	4	5	9	9.0	3	0	1	2	3	0	10	10.0
05	Zach Johnson	1-0	22	22.0	2-6	.333	1-3	.333	0-1	.000	0	0	0	0.0	1	0	3	4	0	2	5	5.0
22	Deng Gak	1-0	14	14.0	0-3	.000	0-1	.000	0-2	.000	1	5	6	6.0	3	0	1	0	3	0	0	0.0
02	Willie Herenton	1-0	0	0.0	0-0	.000	0-0	.000	0-0	.000	0	0	0	0.0	0	0	0	0	0	0	0	0.0
13	Anthony Mack	1-0	8	8.0	0-4	.000	0-4	.000	0-0	.000	0	0	0	0.0	1	0	0	0	0	0	0	0.0
Team											3	2	5									
Total.....		1	200		23-61	.377	14-32	.438	23-32	.719	13	32	45	45.0	17	0	15	11	9	8	83	83.0
Opponents.....		1	200		21-61	.344	8-21	.381	12-21	.571	13	31	44	44.0	24	2	6	18	4	5	62	62.0

<b>TEAM STATISTICS</b>	<b>UM</b>	<b>OPP</b>	<b>Date</b>	<b>Opponent</b>	<b>Score</b>	<b>Att.</b>
SCORING	83	62	11/09/18	LEHIGH	w 83-62	6799
Points per game	83.0	62.0	* - ACC game			
Scoring margin	+21.0	-				
FIELD GOALS-ATT	23-61	21-61				
Field goal pct	.377	.344				
3 POINT FG-ATT	14-32	8-21				
3-point FG pct	.438	.381				
3-pt FG made per game	14.0	8.0				
FREE THROWS-ATT	23-32	12-21				
Free throw pct	.719	.571				
F-Throws made per game	23.0	12.0				
REBOUNDS	45	44				
Rebounds per game	45.0	44.0				
Rebounding margin	+1.0	-				
ASSISTS	15	6				
Assists per game	15.0	6.0				
TURNOVERS	11	18				
Turnovers per game	11.0	18.0				
Turnover margin	+7.0	-				
Assist/turnover ratio	1.4	0.3				
STEALS	8	5				
Steals per game	8.0	5.0				
BLOCKS	9	4				
Blocks per game	9.0	4.0				
ATTENDANCE	6799	0				
Home games-Avg/Game	1-6799	0-0				
Neutral site-Avg/Game	-	0-0				

<b>Score by Periods</b>	<b>1st</b>	<b>2nd</b>	<b>Totals</b>
Miami	38	45	83
Opponents	26	36	62



**2018-19 Miami Men's Basketball  
Miami Game-by-Game Highs (as of Nov 11, 2018)  
All games**

Opponent	Date	Score	Points	Rebounds	Assists	Steals	Blocked shots
LEHIGH	11/09/18	83-62	22-Chris Lykes	12-Anthony Lawrence	4-Chris Lykes	3-Anthony Lawrence	3-Deng Gak Ebuka Izundu Anthony Lawrence

**2018-19 Miami Men's Basketball  
Miami Team Game-by-Game Comparison (as of Nov 11, 2018)  
All games**

Opponent	1st	2nd	Score	Mar	Total FG	FG Pct	3-Pointers	3FG Pct	Free Throws	FT Pct	Rebounds	Assist	T/Over	Block	Steal	Fouls
LEHIGH	38/26	45/36	83-62	+21	23-61/21-61	.377/.344	14-32/8-21	.438/.381	23-32/12-21	.719/.571	45/44 +1	15/6	11/18	9/4	8/5	17/24

Note: Game totals are displayed in the format TEAM/OPPONENT for each category





# 22 DENG GAK

R-Fr. • 6-10 • 211 • Forward  
 Sydney, Australia  
 Blair Academy (N.J.)

### 2018-19 HIGHLIGHTS

• Recorded six rebounds and three blocks in 14 minutes of action in his Miami debut against Lehigh (11/9)

### CAREER HIGHS

**Points**  
 Career: –  
 ACC: –

**Rebounds**  
 Career: 6 Lehigh, 11/9/18  
 ACC: –

**Assists**  
 Career: 1 Lehigh, 11/9/18  
 ACC: –

**Steals**  
 Career: –  
 ACC: –

**Blocked Shots**  
 Career: 3 Lehigh, 11/9/18  
 ACC: –

**Field Goals**  
 Career: –  
 ACC: –

**Field-Goal Attempts**  
 Career: 3 Lehigh, 11/9/18  
 ACC: –

**Free Throws**  
 Career: –  
 ACC: –

**Free-Throw Attempts**  
 Career: 2 Lehigh, 11/9/18  
 ACC: –

**3-Point Field Goals**  
 Career: –  
 ACC: –

**3-Point Field-Goal Attempts**  
 Career: 1 Lehigh, 11/9/18  
 ACC: –

**Minutes**  
 Career: 14 Lehigh, 11/9/18  
 ACC: –

### 2018-19 GAME-BY-GAME

	GS	Min	FG	Pct	3FG	Pct	FT	Pct	O-D-T	Avg	PF	FO	A	TO	Blk	Stl	Pts	Avg
Lehigh	14	0-3	.000	0-1	.000	0-2	.000	1-5-6	6.0	3	0	1	0	3	0	0	0	0.0

GAK'S CAREER STATISTICS												3-Point				Free Throws			Rebounds				Scoring		
Season	GP	GS	Min.	Avg.	FG	FGA	Pct.	FG	FGA	Pct.	FT	FTA	Pct.	Off.	Def.	Tot.	Avg.	PF	FO	Ast.	TO	Blk	Stl	Pts.	Avg.
2018-19	1	0	14	14.0	0	3	.000	0	1	.000	0	2	.000	1	5	6	6.0	3	0	1	0	3	0	0	0.0
<b>TOTAL</b>	<b>1</b>	<b>0</b>	<b>14</b>	<b>14.0</b>	<b>0</b>	<b>3</b>	<b>.000</b>	<b>0</b>	<b>1</b>	<b>.000</b>	<b>0</b>	<b>2</b>	<b>.000</b>	<b>1</b>	<b>5</b>	<b>6</b>	<b>6.0</b>	<b>3</b>	<b>0</b>	<b>1</b>	<b>0</b>	<b>3</b>	<b>0</b>	<b>0</b>	<b>0.0</b>



# 20 DEWAN HERNANDEZ

**Jr. • 6-11 • 235 • Forward**  
**Miami, Florida**  
**Miami Norland HS**

## 2018-19 HIGHLIGHTS

- Named to Kareem Abdul-Jabbar Award Watch List (one of 20 candidates), presented to nation's top center
- Legally changed last name from Huell to Hernandez in October to honor his mother, Christina Hernandez

2017-18				2016-17			
Opponent	P	R	A	Opponent	P	R	A
Gard-Webb	14	8	2	WCU	13	7	1
Navy	14	10	1	at N. Florida	15	8	0
Florida A&M	10	5	0	Penn	11	5	0
vs. La Salle	16	7	0	vs Stanford	3	3	0
N. Florida	13	6	0	vs Iowa State	5	6	0
at Minnesota	23	2	0	vs Florida	10	6	1
vs. Princeton	9	1	0	Rutgers	14	7	0
Boston U.	6	6	1	vs Wofford	2	1	0
at GW	15	12	0	SC State	5	3	0
at Hawai'i	16	6	0	FAU	9	10	0
vs. NMSU	10	9	1	GW	2	1	0
vs. MTSU	21	3	0	Columbia	4	1	0
at Pitt	8	7	0	NC State	0	0	1
at Ga. Tech	13	8	1	at Syracuse	6	3	1
FSU	20	8	1	Notre Dame	2	0	0
at Clemson	10	7	2	at Pittsburgh	4	3	0
Duke	18	13	1	at Wake Forest	9	8	0
at NC State	8	2	0	at Duke	7	3	0
Louisville.	18	12	0	Boston Coll.	8	3	1
at FSU	8	6	0	North Carolina	5	1	0
Pittsburgh	11	6	1	Florida State	7	1	0
at Va. Tech	3	4	0	at NC State	3	2	0
Wake Forest	10	10	0	Virginia Tech	3	5	0
at BC	2	4	1	at Louisville	4	3	1
Virginia	0	3	0	Georgia Tech	13	2	0
Syracuse	7	10	0	Clemson	6	1	0
at ND	7	3	0	at Virginia	1	1	0
BC	16	9	2	Duke	2	1	0
at UNC	14	8	0	at Va Tech	0	1	0
Va. Tech	9	4	0	vs Florida St.	5	2	0
vs. UNC	5	7	0	vs Syracuse	DNP		
vs. Loyola	11	7	1	vs UNC	1	1	0
				vs Michigan St.	8	0	0

## SEASON/CAREER HIGHS

**Points**  
 Season: –  
 Career: 23 at Minnesota, 11/29/17  
 ACC: 20 Florida State, 1/7/18

**Rebounds**  
 Season: –  
 Career: 13 Duke, 1/15/18  
 ACC: 13 Duke, 1/15/18

**Assists**  
 Season: –  
 Career: 2 3x, last vs. BC, 2/24/18  
 ACC: 2 2x, last vs. BC, 2/24/18

**Steals**  
 Season: –  
 Career: 2 4x, last at Florida St., 1/27/18  
 ACC: 2 2x, last at Florida St., 1/27/18

**Blocked Shots**  
 Season: –  
 Career: 3 2x, last vs. Boston U., 12/5/17  
 ACC: 3 Virginia Tech, 2/8/17

**Field Goals**  
 Season: –  
 Career: 10 at Minnesota, 11/29/17  
 ACC: 8 2x, last vs. Duke, 1/15/18

**Field-Goal Attempts**  
 Season: –  
 Career: 16 2x, last vs. Duke, 1/15/18  
 ACC: 16 Duke, 1/15/18

**Free Throws**  
 Season: –  
 Career: 7 Middle Tennessee, 12/25/17  
 ACC: 5 2x, last at Georgia Tech, 1/3/18

**Free-Throw Attempts**  
 Season: –  
 Career: 8 Middle Tennessee, 12/25/17  
 ACC: 7 Florida State, 1/7/18

**3-Point Field Goals**  
 Season: –  
 Career: –  
 ACC: –

**3-Point Field-Goal Attempts**  
 Season: –  
 Career: 1 5x, last vs. Duke, 1/15/18  
 ACC: 1 4x, last vs. Duke, 1/15/18

**Minutes**  
 Season: –  
 Career: 36 at Florida State, 1/27/18  
 ACC: 36 at Florida State, 1/27/18

## CAREER DOUBLE-DOUBLES

15p, 12r at George Washington, 12/16/17  
 14p, 10r vs. Navy, 11/12/17  
 18p, 13r vs. Duke, 1/15/18  
 18p, 12r vs. Louisville, 1/24/18  
 10p, 10r vs. Wake Forest, 2/7/18

HERNANDEZ'S CAREER STATISTICS											3-Point				Free Throws				Rebounds				Scoring			
Season	GP	GS	Min.	Avg.	FG	FGA	Pct.	FG	FGA	Pct.	FT	FTA	Pct.	Off.	Def.	Tot.	Avg.	PF	FO	Ast.	TO	Blk	Stl	Pts.	Avg.	
2016-17	32	15	557	17.4	77	145	.531	0	2	.000	33	51	.647	45	54	99	3.1	61	0	6	30	25	13	187	5.8	
2017-18	32	32	825	25.8	147	255	.576	0	3	.000	71	103	.689	65	148	213	6.7	60	0	14	44	31	16	365	11.4	
2018-19	–																									
<b>TOTAL</b>	<b>64</b>	<b>47</b>	<b>1382</b>	<b>21.6</b>	<b>224</b>	<b>400</b>	<b>.560</b>	<b>0</b>	<b>5</b>	<b>.000</b>	<b>104</b>	<b>154</b>	<b>.675</b>	<b>110</b>	<b>202</b>	<b>312</b>	<b>4.9</b>	<b>121</b>	<b>0</b>	<b>20</b>	<b>74</b>	<b>56</b>	<b>29</b>	<b>552</b>	<b>8.6</b>	



# 15 EBUKA IZUNDU

Sr. • 6-10 • 232 • Center  
 Charlotte, North Carolina / Lagos, Nigeria  
 Victory Christian Center

## 2018-19 HIGHLIGHTS

• Just missed double-double in opener with 10 points, nine rebounds against Lehigh (11/9)

2017-18				2016-17				2015-16			
Opponent	P	R	A	Opponent	P	R	A	Opponent	P	R	A
Gard-Webb	14	10	1	WCU	13	7	1	UTRGV	0	0	0
Navy	12	4	2	at N. Florida	15	8	0	Louisiana	0	0	0
Florida A&M	4	6	0	vs Stanford	0	3	0	vs. Miss. St.	11	7	0
vs. La Salle	3	2	0	vs Iowa State	0	3	0	vs. Utah	4	3	1
N. Florida	5	7	0	vs Florida	0	0	0	Charlotte	0	0	1
at Minnesota	0	3	1	Rutgers	4	2	0	Florida	0	1	0
vs. Princeton	6	4	0	vs Wofford	9	5	0	Charleston	1	0	0
Boston U.	0	5	0	SC State	9	3	0	at La Salle	6	4	0
at GW	2	3	0	FAU	2	2	0	at Clemson	0	0	0
at Hawai'i	7	3	0	GW	12	4	0	Pittsburgh	2	0	0
vs. NMSU	4	3	0	Columbia	6	3	1	at Florida St.	0	0	0
vs. MTSU	2	2	0	NC State	3	7	0	Virginia Tech	0	0	0
at Pitt	4	5	1	at Syracuse	0	2	0	at UNC	6	2	1
at Ga. Tech	0	1	0	Notre Dame	2	4	0	at Va. Tech	2	0	0
FSU	4	1	0	at Pittsburgh	2	2	0	vs. Villanova	0	2	0
at Clemson	0	3	0	at Wake	6	5	0				
Duke	2	3	0	at Duke	0	2	1				
at NC State	15	3	0	Boston Coll.	0	2	0				
Louisville.	2	1	0	UNC	0	3	0				
at FSU	2	0	0	Florida State	0	1	0				
Pittsburgh	4	4	0	at NC State	16	6	0				
at Va. Tech	5	2	0	Virginia Tech	8	1	1				
Wake Forest	3	2	0	at Louisville	8	5	0				
at BC	6	4	0	Georgia Tech	2	3	0				
Virginia	8	5	0	Clemson	12	2	1				
Syracuse	2	2	0	at Virginia	6	3	1				
at ND	14	8	0	Duke	3	5	0				
BC	4	6	0	at Va. Tech	0	2	0				
at UNC	12	5	0	vs Florida St.	0	2	0				
Va. Tech	4	3	0	vs Syracuse	0	1	0				
vs. UNC	5	5	2	vs UNC	2	2	0				
vs. Loyola	5	5	1	vs Mich. St.	5	3	0				

## SEASON/CAREER HIGHS

**Points**  
 Season: 10 Lehigh, 11/9/18  
 Career: 16 at NC State, 2/4/17  
 ACC: 16 at NC State, 2/4/17

**Rebounds**  
 Season: 9 Lehigh, 11/9/18  
 Career: 10 Gardner-Webb, 11/10/17  
 ACC: 7 NC State, 12/31/16

**Assists**  
 Season: 1 Lehigh, 11/9/18  
 Career: 2 2x, last vs. N. Carolina, 3/8/18  
 ACC: 1 6x, last at Pitt, 12/30/17

**Steals**  
 Season: –  
 Career: 3 at Notre Dame, 2/19/18  
 ACC: 3 at Notre Dame, 2/19/18

**Blocked Shots**  
 Season: 3 Lehigh, 11/9/18  
 Career: 3 5x, last vs. Lehigh, 11/9/18  
 ACC: 3 Notre Dame, 1/12/17

**Field Goals**  
 Season: 3 Lehigh, 11/9/18  
 Career: 7 2x, last at Notre Dame, 2/19/18  
 ACC: 7 2x, last at Notre Dame, 2/19/18

**Field-Goal Attempts**  
 Season: 5 Lehigh, 11/9/18  
 Career: 10 Clemson, 2/18/17  
 ACC: 10 Clemson, 2/18/17

**Free Throws**  
 Season: 4 Lehigh, 11/9/18  
 Career: 5 vs. Mississippi State, 11/19/15  
 ACC: 4 2x, last at NC State, 2/4/17

**Free-Throw Attempts**  
 Season: 6 Lehigh, 11/9/18  
 Career: 7 vs. Mississippi State, 11/19/15  
 ACC: 6 at North Carolina, 2/20/16

**Minutes**  
 Season: 28 Lehigh, 11/9/18  
 Career: 28 Lehigh, 11/9/18  
 ACC: 27 at NC State, 2/4/17

## 2018-19 GAME-BY-GAME

	GS	Min	FG	Pct	3FG	Pct	FT	Pct	O-D-T	Avg	PF	FO	A	TO	Blk	Stl	Pts	Avg
Lehigh	*	28	3-5	.600	0-0	.000	4-6	.667	4-5-9	9.0	3	0	1	2	3	0	10	10.0

## CAREER DOUBLE-DOUBLES

14p, 10r vs. Gardner-Webb, 11/10/17

IZUNDU'S CAREER STATISTICS											3-Point				Free Throws			Rebounds				Scoring			
Season	GP	GS	Min.	Avg.	FG	FGA	Pct.	FG	FGA	Pct.	FT	FTA	Pct.	Off.	Def.	Tot.	Avg.	PF	FO	Ast.	TO	Blk	Stl	Pts.	Avg.
2015-16	15	0	79	5.3	10	16	.625	0	0	.000	12	19	.632	13	6	19	1.3	17	0	3	5	3	2	32	2.1
2016-17	32	7	417	13.0	53	98	.541	0	0	.000	29	42	.690	47	50	97	3.0	75	2	6	27	25	7	135	4.2
2017-18	32	2	467	14.6	72	104	.692	0	0	.000	16	34	.471	56	64	120	3.8	76	1	8	27	20	15	160	5.0
2018-19	1	1	28	28.0	3	5	.600	0	0	.000	4	6	.667	4	5	9	9.0	3	0	1	2	3	0	10	10.0
<b>TOTAL</b>	<b>80</b>	<b>12</b>	<b>991</b>	<b>12.4</b>	<b>138</b>	<b>223</b>	<b>.619</b>	<b>0</b>	<b>0</b>	<b>.000</b>	<b>61</b>	<b>101</b>	<b>.604</b>	<b>120</b>	<b>125</b>	<b>245</b>	<b>3.1</b>	<b>171</b>	<b>3</b>	<b>18</b>	<b>61</b>	<b>51</b>	<b>24</b>	<b>337</b>	<b>4.2</b>



# 5 ZACH JOHNSON

R-Sr. • 6-2 • 192 • Guard  
 Miami, Florida  
 Florida Gulf Coast Univ./Norland HS

## 2018-19 HIGHLIGHTS

- Played 22 minutes and scored five points in Miami debut against Lehigh (11/9)

2017-18				2016-17				2015-16			
Opponent	P	R	A	Opponent	P	R	A	Opponent	P	R	A
Illinois State	27	4	4	vs. Florida	6	1	2	at Ohio	4	2	1
at Siena	13	3	1	UT Arlington	24	3	3	Texas Wesly.	8	4	6
at BGSU	8	5	4	at Baylor	17	3	4	Youngstown St.	2	2	1
at Middle Tenn	18	5	1	at Michigan St.	5	4	2	N. Dakota	4	2	4
Denver	20	2	1	Binghamton	9	3	4	Bowling Green	26	3	4
Navy	17	5	3	Long Beach St.	21	3	2	at Florida	6	4	1
St. Francis Brk	8	4	3	Ave Maria	DNP			Ave Maria	2	1	6
Webber Int'l	16	3	2	at Ga Southern	16	4	4	at Texas A&M	13	2	3
Middle Tenn	7	2	4	Siena	11	2	3	at FIU	12	3	6
FAU	12	0	0	FIU	0	0	3	UMass	2	0	0
at UT Arlington	13	5	2	Ga Southern	13	1	1	S. Dakota St.	4	5	2
Oral Roberts	3	1	8	at La Salle	18	5	3	La. Tech	4	3	1
at FIU	12	2	3	at La Tech	13	2	4	vs S. Dakota	8	1	2
at Wichita St	19	4	2	Fla. National	9	1	4	La Salle	10	2	5
at Rhode Island	6	2	1	at FAU	4	0	0	Eckerd	17	4	1
Fla. Memorial	19	3	5	Florida Tech	10	1	5	Webber Int'l	13	2	5
Florida Tech	6	4	4	at Stetson	3	2	3	Stetson	17	4	5
Stetson	19	4	3	at Kennesaw	14	1	2	NJIT	16	4	3
USC Upstate	17	2	6	at Lipscomb	23	4	3	USC Upstate	18	0	6
NJIT	19	6	4	at Lipscomb	11	2	2	at Kennesaw	15	5	0
at Lipscomb	14	3	1	NJIT	19	4	6	at Lipscomb	13	5	1
at Kennesaw	17	6	4	at N. Florida	9	4	3	Jacksonville	16	4	0
at N. Florida	19	5	5	Jacksonville	11	5	3	at N. Florida	8	1	3
Jacksonville	18	3	1	N. Florida	16	3	4	at J'ville	25	2	5
N. Florida	16	7	7	at J'ville	11	2	1	N. Florida	11	2	6
at Jacksonville	25	6	1	Lipscomb	6	4	1	at USC Upstate	6	2	3
at NJIT	15	3	3	Kennesaw	10	4	3	at NJIT	7	0	2
at USC Upstate	14	2	5	at NJIT	0	2	3	LIPSCOMB	12	4	7
Kennesaw	16	1	2	at USC Upstate	7	5	4	Kennesaw	12	0	5
Lipscomb	19	1	0	Stetson	24	6	3	at Stetson	11	3	3
at Stetson	9	1	1	Stetson	19	2	1	Kennesaw	14	4	3
USC Upstate	26	4	3	Kennesaw	7	4	3	at N. Florida	15	1	1
N. Florida	17	2	6	N. Florida	10	2	3	Stetson	19	2	5
Lipscomb	37	1	2	vs. Florida St	17	4	6	vs. Fair. Dick.	8	5	7
at Okla. State	23	4	2					vs. N Carolina	9	1	2

## JOHNSON'S SEASON/CAREER HIGHS

**Points**  
 Season: 5 Lehigh, 11/9/18  
 Career: 37 vs. Lipscomb, 3/4/18  
 ACC: -

**Rebounds**  
 Season: -  
 Career: 7 North Florida, 1/29/18  
 ACC: -

**Assists**  
 Season: 3 Lehigh, 11/9/18  
 Career: 9 at Georgia Southern, 12/4/16  
 ACC: -

**Steals**  
 Season: 2 Lehigh, 11/9/18  
 Career: 4 8x, last vs. Lipscomb, 2/17/18  
 ACC: -

**Field Goals Made**  
 Season: 2 Lehigh, 11/9/18  
 Career: 11 2x, last vs. Stetson, 2/26/18  
 ACC: -

**Field Goals Attempted**  
 Season: 6 Lehigh, 11/9/18  
 Career: 19 2x, last vs. Lipscomb, 3/4/18  
 ACC: -

**Free Throws Made**  
 Season: -  
 Career: 9 at Lipscomb, 1/14/17  
 ACC: -

**Free Throws Attempted**  
 Season: 1 Lehigh, 11/9/18  
 Career: 15 Siena, 12/9/16  
 ACC: -

**3-Point Field Goals Made**  
 Season: 1 Lehigh, 11/9/18  
 Career: 9 vs. Lipscomb, 3/4/18  
 ACC: -

**3-Point Field Goals Attempted**  
 Season: 3 Lehigh, 11/9/18  
 Career: 13 vs. Lipscomb, 3/4/18  
 ACC: -

**Minutes**  
 Season: 22 Lehigh, 11/9/18  
 Career: 42 2x, last at USC Upstate, 2/18/17  
 ACC: -  
 \*while at Florida Gulf Coast

## 2018-19 GAME-BY-GAME

	GS	Min	FG	Pct	3FG	Pct	FT	Pct	O-D-T	Avg	PF	FO	A	TO	Blk	Stl	Pts	Avg
Lehigh	22	2-6	.333	1-3	.333	0-1	.000	0-0-0	0.0	1	0	3	4	0	2	5	5.0	

JOHNSON'S CAREER STATISTICS										3-Point				Free Throws			Rebounds				Scoring				
Season	GP	GS	Min.	Avg.	FG	FGA	Pct.	FG	FGA	Pct.	FT	FTA	Pct.	Off.	Def.	Tot.	Avg.	PF	FO	Ast.	TO	Blk	Stl	Pts.	Avg.
2015-16*	35	20	941	26.9	141	298	.473	27	71	.380	78	120	.650	11	78	89	2.5	83	2	115	82	19	31	387	11.1
2016-17*	33	32	967	29.3	136	357	.381	54	157	.344	67	106	.632	18	75	93	2.8	77	2	102	88	12	45	393	11.9
2017-18*	35	35	1134	32.4	203	433	.469	69	176	.392	89	114	.781	15	100	115	3.3	72	2	104	79	5	70	564	16.1
2018-19	1	0	22	22.0	2	6	.333	1	3	.333	0	1	.000	0	0	0	0.0	1	0	3	4	0	2	5	5.0
<b>Total</b>	<b>104</b>	<b>87</b>	<b>3064</b>	<b>29.3</b>	<b>482</b>	<b>1094</b>	<b>.440</b>	<b>151</b>	<b>407</b>	<b>.371</b>	<b>234</b>	<b>341</b>	<b>.687</b>	<b>44</b>	<b>253</b>	<b>297</b>	<b>2.8</b>	<b>233</b>	<b>6</b>	<b>324</b>	<b>253</b>	<b>36</b>	<b>148</b>	<b>1349</b>	<b>12.9</b>



# 3 ANTHONY LAWRENCE II

**Sr. • 6-7 • 207 • Guard**  
**St. Petersburg, Florida**  
**Lakewood Senior HS**

## 2018-19 HIGHLIGHTS

- Recorded third career double (19 pts, 12 rebs) in season opener against Lehigh (11/9)

2017-18				2016-17				2015-16			
Opponent	P	R	A	Opponent	P	R	A	Opponent	P	R	A
Gard-Webb	3	7	1	WCU	14	5	1	UTRGV	1	2	0
Navy	10	7	2	at N. Florida	4	4	0	Louisiana	12	6	4
Florida A&M	11	4	1	Penn	0	3	2	vs. Miss. St.	10	4	2
vs. La Salle	7	10	5	vs Stanford	18	3	1	vs. Utah	0	0	2
N. Florida	14	4	3	vs Iowa State	6	2	0	vs. Butler	7	1	1
at Minnesota	8	7	4	vs Florida	2	3	2	Northeastern	0	1	0
vs. Princeton	5	10	3	Rutgers	8	4	0	at Nebraska	13	7	0
Boston U.	5	2	6	vs Wofford	3	5	1	Charlotte	9	1	1
at GW	5	9	3	SC State	5	7	1	Charleston	11	2	1
at Hawaii	11	4	0	FAU	13	6	0	at La Salle	2	2	3
vs. NMSU	4	4	1	GW	2	2	2	Princeton	0	1	0
vs. MTSU	9	5	2	Columbia	10	5	1	Syracuse	1	2	0
at Pitt	12	6	2	NC State	6	5	1	Florida State	0	0	0
at Ga. Tech	9	12	1	at Syracuse	0	0	1	at Virginia	0	1	0
FSU	1	12	0	Notre Dame	6	9	1	at Clemson	3	1	0
at Clemson	16	4	0	at Pittsburgh	9	5	2	at BC	0	0	1
Duke	13	7	1	at Wake	16	0	2	Wake Forest	0	0	0
at NC State	15	3	4	at Duke	0	0	0	at NC State	0	0	0
Louisville.	2	6	1	Boston Coll.	7	6	1	Notre Dame	18	2	0
at FSU	19	5	1	North Carolina	3	4	4	at Ga Tech	5	3	3
Pittsburgh	10	10	3	Florida State	2	2	1	Pittsburgh	2	1	0
at Va. Tech	25	13	2	at NC State	19	4	2	at Florida St	3	1	1
Wake Forest	4	4	2	Virginia Tech	12	4	3	Virginia Tech	5	2	0
at BC	6	9	4	at Louisville	7	3	3	at UNC	11	4	2
Virginia	2	7	2	Georgia Tech	4	4	2	Virginia	1	3	2
Syracuse	4	4	5	Clemson	10	4	5	Louisville	3	2	1
at ND	7	6	6	at Virginia	4	6	5	at Notre Dame	0	1	2
BC	13	9	0	Duke	2	3	2	at Va Tech	2	4	0
at UNC	6	3	2	at Va Tech	18	5	1	vs. Va Tech	4	2	1
Va. Tech	8	6	3	vs Florida St	2	1	1	vs. Virginia	5	4	0
vs. UNC	12	6	1	vs Syracuse	3	2	4	vs. Buffalo	0	0	0
vs. Loyola	4	3	1	vs UNC	6	3	1	vs. Wichita St	0	2	0
				vs Mich. State	3	3	0	vs. Villanova	8	1	0

## SEASON/CAREER HIGHS

### Points

Season: 19 Lehigh, 11/9/18  
 Career: 25 at Virginia Tech, 2/3/18  
 ACC: 25 at Virginia Tech, 2/3/18

### Rebounds

Season: 12 Lehigh, 11/9/18  
 Career: 13 at Virginia Tech, 2/3/18  
 ACC: 13 at Virginia Tech, 2/3/18

### Assists

Season: 2 Lehigh, 11/9/18  
 Career: 6 2x, last at Notre Dame, 2/19/18  
 ACC: 6 at Notre Dame, 2/19/18

### Steals

Season: 3 Lehigh, 11/9/18  
 Career: 5 Duke, 1/15/18  
 ACC: 5 Duke, 1/15/18

### Blocked Shots

Season: 3 Lehigh, 11/9/18  
 Career: 3 6x, last vs. Lehigh, 11/9/18  
 ACC: 3 2x, last at Virginia Tech, 2/3/18

### Field Goals

Season: 5 Lehigh, 11/9/18  
 Career: 9 at Virginia Tech, 2/3/18  
 ACC: 9 at Virginia Tech, 2/3/18

### Field-Goal Attempts

Season: 9 Lehigh, 11/9/18  
 Career: 13 Boston College, 2/24/18  
 ACC: 13 Boston College, 2/24/18

### Free Throws

Season: 5 Lehigh, 11/9/18  
 Career: 6 North Florida, 11/25/17  
 ACC: 4 6x, last at Virginia Tech, 2/3/18

### Free-Throw Attempts

Season: 6 Lehigh, 11/9/18  
 Career: 7 North Florida, 11/25/17  
 ACC: 5 3x, last at Virginia Tech, 2/3/18

### 3-Point Field Goals

Season: 4 Lehigh, 11/9/18  
 Career: 4 4x, last vs. Lehigh, 11/9/18  
 ACC: 4 3x, last at Florida State, 1/27/18

### 3-Point Field-Goal Attempts

Season: 7 Lehigh, 11/9/18  
 Career: 9 5x, at Virginia Tech, 2/27/17  
 ACC: 9 4x, at Virginia Tech, 2/27/17

### Minutes

Season: 35 Lehigh, 11/9/18  
 Career: 40 at Virginia, 2/20/17  
 ACC: 40 at Virginia, 2/20/17

### CAREER DOUBLE-DOUBLES

10p, 10r vs. Pitt, 1/31/18  
 25p, 13r at Virginia Tech, 2/3/18  
 19p, 12r vs. Lehigh, 11/9/18

## 2018-19 GAME-BY-GAME

	GS	Min	FG	Pct	3FG	Pct	FT	Pct	O-D-T	Avg	PF	FO	A	TO	Blk	Stl	Pts	Avg
Lehigh	*	35	5-9	.556	4-7	.571	5-6	.833	1-11-12	12.0	2	0	2	0	3	3	19	19.0

LAWRENCE'S CAREER STATISTICS												3-Point			Free Throws			----- Rebounds -----				Scoring			
Season	GP	GS	Min.	Avg.	FG	FGA	Pct.	FG	FGA	Pct.	FT	FTA	Pct.	Off.	Def.	Tot.	Avg.	PF	FO	Ast.	TO	Blk	Stl	Pts.	Avg.
2015-16	33	0	397	12.0	47	92	.511	18	42	.429	24	40	.600	29	34	63	1.9	39	0	27	13	11	17	136	4.1
2016-17	33	18	857	26.0	72	173	.416	35	99	.354	45	62	.726	27	97	124	3.8	78	1	57	47	15	42	224	6.8
2017-18	32	31	975	30.5	100	214	.467	38	88	.432	43	63	.683	45	163	208	6.5	81	2	74	53	31	46	281	8.8
2018-19	1	1	35	35.0	5	9	.556	4	7	.571	5	6	.833	1	11	12	12.0	2	0	2	0	3	3	19	19.0
<b>TOTAL</b>	<b>99</b>	<b>50</b>	<b>2264</b>	<b>22.9</b>	<b>224</b>	<b>488</b>	<b>.459</b>	<b>95</b>	<b>236</b>	<b>.403</b>	<b>117</b>	<b>171</b>	<b>.684</b>	<b>102</b>	<b>305</b>	<b>407</b>	<b>4.1</b>	<b>200</b>	<b>3</b>	<b>160</b>	<b>113</b>	<b>60</b>	<b>108</b>	<b>660</b>	<b>6.7</b>



# 0 CHRIS LYKES

So. • 5-7 • 157 • Guard  
 Mitchellville, Maryland  
 Gonzaga College HS

## 2018-19 HIGHLIGHTS

• Scored career-high 22 points and also played career-best 39 minutes in season opener against Lehigh (11/9)

## 2018-19 GAME-BY-GAME

	GS	Min	FG	Pct	3FG	Pct	FT	Pct	O-D-T	Avg	PF	FO	A	TO	Blk	Stl	Pts	Avg
LEHIGH	*	39	5-17	.294	4-8	.500	8-11	.727	1-4-5	5.0	3	0	4	2	0	2	22	22.0

## 2017-18

Opponent	P	R	A
Gard-Webb	3	1	1
Navy	8	1	2
Florida A&M	13	1	4
vs. La Salle	0	1	0
N. Florida	10	0	4
at Minnesota	10	1	0
vs. Princeton	5	1	2
Boston U.	8	0	0
at GW	3	0	1
at Hawai'i	7	5	0
vs. NMSU	1	1	0
vs. MTSU	8	0	2
at Pitt	10	1	0
at Ga. Tech	8	0	5
FSU	18	1	2
at Clemson	13	1	1
Duke	13	1	2
at NC State	6	2	5
Louisville.	9	0	4
at FSU	0	0	5
Pittsburgh	13	3	5
at Va. Tech	6	2	0
Wake Forest	13	2	5
at BC	16	3	2
Virginia	19	1	1
Syracuse	14	0	4
at ND	9	1	1
BC	15	0	3
at UNC	18	1	4
Va. Tech	15	1	7
vs. UNC	6	1	1
vs. Loyola	10	6	2

## SEASON/CAREER HIGHS

### Points

Season: 22 Lehigh, 11/9/18  
 Career: 19 Virginia, 2/13/18  
 ACC: 19 Virginia, 2/13/18

### Rebounds

Season: 5 Lehigh, 11/9/18  
 Career: 6 vs. Loyola Chicago, 3/15/18  
 ACC: 3 2x, last at BC, 2/10/18

### Assists

Season: 4 Lehigh, 11/9/18  
 Career: 7 Virginia Tech, 3/3/18  
 ACC: 7 Virginia Tech, 3/3/18

### Steals

Season: 2 Lehigh, 11/9/18  
 Career: 3 at Minnesota, 11/29/17  
 ACC: 2 Virginia Tech, 3/3/18

### Blocked Shots

Season: -  
 Career: 1 at NC State, 1/21/18  
 ACC: 1 at NC State, 1/21/18

### Field Goals

Season: 5 Lehigh, 11/9/18  
 Career: 6 2x, last at UNC, 2/27/18  
 ACC: 6 2x, last at UNC, 2/13/18

### Field-Goal Attempts

Season: 17 Lehigh, 11/9/18  
 Career: 17 Lehigh, 11/9/18  
 ACC: 16 Syracuse, 2/17/18

### Free Throws

Season: 8 Lehigh, 11/9/18  
 Career: 8 Lehigh, 11/9/18  
 ACC: 7 Boston College, 2/24/18

### Free-Throw Attempts

Season: 11 Lehigh, 11/9/18  
 Career: 11 Lehigh, 11/9/18  
 ACC: 8 Florida State, 1/7/18

### 3-Point Field Goals

Season: 4 Lehigh, 11/9/18  
 Career: 4 2x, last vs. Lehigh, 11/9/18  
 ACC: 4 at North Carolina, 2/27/18

### 3-Point Field-Goal Attempts

Season: 8 Lehigh, 11/9/18  
 Career: 10 Syracuse, 2/17/18  
 ACC: 10 Syracuse, 2/17/18


### Minutes

Season: 39 Lehigh, 11/9/18  
 Career: 39 Lehigh, 11/9/18  
 ACC: 34 Syracuse, 2/17/18

## LYKES' CAREER STATISTICS

Season	GP	GS	Min.	Avg.	3-Point			Free Throws			Rebounds				Scoring										
					FGA	Pct.	Pct.	FG	FGA	Pct.	FT	FTA	Pct.	Off.	Def.	Tot.	Avg.	PF	FO	Ast.	TO	Blk	Stl	Pts.	Avg.
2017-18	32	10	690	21.6	100	249	.402	48	139	.345	59	82	.720	3	36	39	1.2	70	0	75	58	1	25	307	9.6
2018-19	1	1	39	39.0	5	17	.294	4	8	.500	8	11	.727	1	4	5	5.0	3	0	4	2	0	2	22	22.0
<b>TOTAL</b>	<b>33</b>	<b>11</b>	<b>729</b>	<b>22.1</b>	<b>105</b>	<b>266</b>	<b>.395</b>	<b>52</b>	<b>147</b>	<b>.354</b>	<b>67</b>	<b>93</b>	<b>.720</b>	<b>4</b>	<b>40</b>	<b>44</b>	<b>1.3</b>	<b>73</b>	<b>0</b>	<b>79</b>	<b>60</b>	<b>1</b>	<b>27</b>	<b>329</b>	<b>10.0</b>





# 13 ANTHONY MACK

R-Fr. • 6-6 • 214 • Guard  
Las Vegas, Nevada  
Univ. of Wyoming/Blair Academy (N.J.)

## 2018-19 HIGHLIGHTS

- Joined team this summer after transferring from Wyoming
- Granted waiver from NCAA to gain immediate eligibility following transfer
- Played in eight minutes in his Miami debut in season opener vs. Lehigh (11/9)

## 2018-19 GAME-BY-GAME

	GS	Min	FG	Pct	3FG	Pct	FT	Pct	O-D-T	Avg	PF	FO	A	TO	Blk	Stl	Pts	Avg
Lehigh	8		0-4	.000	0-4	.000	0-0	.000	0-0-0	0.0	1	0	0	0	0	0	0	0.0

MACK'S CAREER STATISTICS													3-Point			Free Throws			Rebounds			Scoring			
Season	GP	GS	Min.	Avg.	FG	FGA	Pct.	FG	FGA	Pct.	FT	FTA	Pct.	Off.	Def.	Tot.	Avg.	PF	FO	Ast.	TO	Blk	Stl	Pts.	Avg.
2018-19	1	0	8	8.0	0	4	.000	0	4	.000	0	0	.000	0	0	0	0.0	1	0	0	0	0	0	0	0.0
<b>TOTAL</b>	<b>1</b>	<b>0</b>	<b>8</b>	<b>8.0</b>	<b>0</b>	<b>4</b>	<b>.000</b>	<b>0</b>	<b>4</b>	<b>.000</b>	<b>0</b>	<b>0</b>	<b>.000</b>	<b>0</b>	<b>0</b>	<b>0</b>	<b>0.0</b>	<b>1</b>	<b>0</b>	<b>0</b>	<b>0</b>	<b>0</b>	<b>0</b>	<b>0</b>	<b>0.0</b>

## CAREER HIGHS

- Points**  
Career: -  
ACC: -
- Rebounds**  
Career: -  
ACC: -
- Assists**  
Career: -  
ACC: -
- Steals**  
Career: -  
ACC: -
- Blocked Shots**  
Career: -  
ACC: -
- Field Goals**  
Career: -  
ACC: -
- Field-Goal Attempts**  
Career: 4 Lehigh, 11/9/18  
ACC: -
- Free Throws**  
Career: -  
ACC: -
- Free-Throw Attempts**  
Career: -  
ACC: -
- 3-Point Field Goals**  
Career: -  
ACC: -
- 3-Point Field-Goal Attempts**  
Career: 4 Lehigh, 11/9/18  
ACC: -
- Minutes**  
Career: 8 Lehigh, 11/9/18  
ACC: -



# 14 RODNEY MILLER JR.

Jr. • 7-0 • 255 • Center  
Laurelton, New York  
Oak Hill Academy

## 2018-18 HIGHLIGHTS

- Redshirting 2018-19 season

Opponent	2017-18			Opponent	2017-18		
	P	R	A		P	R	A
Gard-Webb	0	1	0	WCU	5	2	0
Navy	4	0	0	at North Florida	4	3	0
Florida A&M	2	1	0	Penn	2	0	0
vs. La Salle	0	0	0	vs Florida	0	0	0
vs. Princeton	2	1	0	Rutgers	0	0	0
vs. NMSU	0	1	0	SC State	0	2	0
vs. MTSU	2	0	0	FAU	0	0	0
at Pitt	0	0	0	NC State	0	0	0
at Ga. Tech	0	0	0	at Syracuse	0	0	0
at Va. Tech	2	3	0	at Pittsburgh	0	0	0
Wake Forest	1	0	0	at Wake Forest	1	0	0
at BC	0	0	0	Florida State	0	0	0
at ND	0	0	0	at Louisville	0	0	0
Va. Tech	2	0	0	vs N. Carolina	2	1	0
vs. UNC	3	1	0	vs Michigan St.	0	1	0

MILLER JR.'S CAREER STATISTICS													3-Point			Free Throws			Rebounds			Scoring			
Season	GP	GS	Min.	Avg.	FG	FGA	Pct.	FG	FGA	Pct.	FT	FTA	Pct.	Off.	Def.	Tot.	Avg.	PF	FO	Ast.	TO	Blk	Stl	Pts.	Avg.
2016-17	15	0	57	3.8	5	11	.455	0	0	.000	4	9	.444	4	5	9	0.6	6	0	0	1	1	0	14	0.9
2017-18	15	0	52	3.5	8	14	.571	0	0	.000	2	12	.167	3	4	7	0.5	7	0	0	3	1	0	18	1.2
2018-19	-	-	-	-	-	-	-	-	-	-	-	-	-	-	-	-	-	-	-	-	-	-	-	-	-
<b>TOTAL</b>	<b>30</b>	<b>0</b>	<b>109</b>	<b>3.6</b>	<b>13</b>	<b>25</b>	<b>.520</b>	<b>0</b>	<b>0</b>	<b>.000</b>	<b>6</b>	<b>21</b>	<b>.286</b>	<b>7</b>	<b>9</b>	<b>16</b>	<b>0.5</b>	<b>13</b>	<b>0</b>	<b>0</b>	<b>4</b>	<b>2</b>	<b>0</b>	<b>32</b>	<b>1.1</b>

## CAREER HIGHS

- Points**  
Career: 5 Western Carolina, 11/11/16  
ACC: 2 3x, last vs. Virginia Tech, 3/3/18
- Rebounds**  
Career: 3 2x, last at Virginia Tech, 2/3/18  
ACC: 3 at Virginia Tech, 2/3/18
- Assists**  
Career: -  
ACC: -
- Steals**  
Career: -  
ACC: -
- Blocked Shots**  
Career: 1 at Virginia Tech, 2/3/18  
ACC: 1 at Virginia Tech, 2/3/18
- Field Goals**  
Career: 2 at North Florida, 11/16/16  
ACC: 1 2x last at Virginia Tech, 2/3/18
- Field-Goal Attempts**  
Career: 4 Western Carolina, 11/11/16  
ACC: 3 vs. North Carolina, 3/9/17
- Free Throws**  
Career: 3 Western Carolina, 11/11/16  
ACC: 1 2x, last vs. Wake Forest, 2/7/18
- Free-Throw Attempts**  
Career: 6 Western Carolina, 11/11/16  
ACC: 2 3x, last at Notre Dame, 2/19/18
- 3-Point Field Goals**  
Career: -  
ACC: -
- 3-Point Field-Goal Attempts**  
Career: -  
ACC: -
- Minutes**  
Career: 11 at North Florida, 11/16/16  
ACC: 8 vs. North Carolina, 3/9/17



## 2 WILLIE HERENTON

So. • 6-1 • 178 • Guard  
Lincolnshire, Illinois  
Stevenson HS

### 2018-19 HIGHLIGHTS

- Joined team as walk-on for 2018-19 season
- Saw his first playing time in final minute of season opener against Lehigh (11/9)

### 2018-19 GAME-BY-GAME

	GS	Min	FG	Pct	3FG	Pct	FT	Pct	O-D-T	Avg	PF	FO	A	TO	Blk	Stl	Pts	Avg
Lehigh	0	0-0	.000	0-0	.000	0-0	.000	0-0-0	0.0	0	0	0	0	0	0	0	0	0.0

### CAREER HIGHS

- Points**  
Career: -  
ACC: -
- Rebounds**  
Career: -  
ACC: -
- Assists**  
Career: -  
ACC: -
- Steals**  
Career: -  
ACC: -
- Blocked Shots**  
Career: -  
ACC: -
- Field Goals**  
Career: -  
ACC: -
- Field-Goal Attempts**  
Career: -  
ACC: -
- Free Throws**  
Career: -  
ACC: -
- Free-Throw Attempts**  
Career: -  
ACC: -
- 3-Point Field Goals**  
Career: -  
ACC: -
- 3-Point Field-Goal Attempts**  
Career: -  
ACC: -
- Minutes**  
Career: 0+ Lehigh, 11/9/18  
ACC: -

HERENTON'S CAREER STATISTICS										3-Point			Free Throws			Rebounds			Scoring						
Season	GP	GS	Min.	Avg.	FG	FGA	Pct.	FG	FGA	Pct.	FT	FTA	Pct.	Off.	Def.	Tot.	Avg.	PF	FO	Ast.	TO	Blk	Stl	Pts.	Avg.
2018-19	1	0	0	0.0	0	0	.000	0	0	.000	0	0	.000	0	0	0	0.0	0	0	0	0	0	0	0	0.0
<b>TOTAL</b>	<b>1</b>	<b>0</b>	<b>0</b>	<b>0.0</b>	<b>0</b>	<b>0</b>	<b>.000</b>	<b>0</b>	<b>0</b>	<b>.000</b>	<b>0</b>	<b>0</b>	<b>.000</b>	<b>0</b>	<b>0</b>	<b>0</b>	<b>0.0</b>	<b>0</b>	<b>0</b>	<b>0</b>	<b>0</b>	<b>0</b>	<b>0</b>	<b>0</b>	<b>0.0</b>



## 10 DOMINIC PROCTOR


So. • 6-6 • 190 • Guard  
Las Vegas, Nevada  
Bishop Gorman HS

### 2018-19 HIGHLIGHTS

- Joined team as walk-on for 2018-19 season

### CAREER HIGHS

- Points**  
Career: -  
ACC: -
- Rebounds**  
Career: -  
ACC: -
- Assists**  
Career: -  
ACC: -
- Steals**  
Career: -  
ACC: -
- Blocked Shots**  
Career: -  
ACC: -
- Field Goals**  
Career: -  
ACC: -
- Field-Goal Attempts**  
Career: -  
ACC: -
- Free Throws**  
Career: -  
ACC: -
- Free-Throw Attempts**  
Career: -  
ACC: -
- 3-Point Field Goals**  
Career: -  
ACC: -
- 3-Point Field-Goal Attempts**  
Career: -  
ACC: -
- Minutes**  
Career: -  
ACC: -



# 1 DEJAN (DJ) VASILJEVIC

Jr. • 6-3 • 184 • Guard  
Melbourne, Australia  
Australian Institute of Sport

## 2018-19 HIGHLIGHTS

• Hit four 3-pointers and scored 16 points in season opener against Lehigh (11/9)

2017-18				2016-17			
Opponent	P	R	A	Opponent	P	R	A
Gard-Webb	7	2	0	WCU	11	2	2
Navy	16	3	0	at North Florida	13	1	0
Florida A&M	15	4	2	Penn	11	0	1
vs. La Salle	8	1	0	vs Stanford	3	1	1
N. Florida	2	2	0	vs Iowa State	5	0	0
at Minnesota	11	2	0	vs Florida	0	0	0
vs. Princeton	20	3	1	Rutgers	3	1	1
Boston U.	15	5	0	vs Wofford	6	2	0
at GW	10	1	0	SC State	17	2	2
at Hawai'i	6	3	0	FAU	2	2	0
vs. NMSU	15	5	1	GW	6	3	0
vs. MTSU	13	5	1	Columbia	3	1	1
at Pitt	3	2	0	NC State	3	2	0
at Ga. Tech	3	1	0	at Syracuse	18	0	0
FSU	8	3	4	Notre Dame	3	0	1
at Clemson	0	0	0	at Pittsburgh	6	2	1
Duke	0	2	0	at Wake Forest	3	0	0
at NC State	6	4	0	at Duke	0	1	0
Louisville.	0	0	0	Boston College	3	1	0
at FSU	20	2	0	North Carolina	3	1	0
Pittsburgh	8	3	0	Florida State	3	1	0
at Va. Tech	14	1	0	at NC State	0	1	0
Wake Forest	9	5	1	Virginia Tech	5	1	0
at BC	17	6	0	at Louisville	3	0	0
Virginia	5	0	0	Georgia Tech	13	2	1
Syracuse	6	3	1	Clemson	5	3	1
at ND	3	0	0	at Virginia	10	4	0
BC	8	2	1	Duke	0	2	0
at UNC	10	3	0	at Virginia Tech	9	1	0
Va. Tech	16	1	1	vs Florida State	9	3	0
vs. UNC	6	1	0	vs Syracuse	13	1	1
vs. Loyola	9	5	1	vs North Carolina	6	1	1
				vs Michigan St.	2	2	1

## 2018-19 GAME-BY-GAME

	GS	Min	FG	Pct	3FG	Pct	FT	Pct	O-D-T	Avg	PF	FO	A	TO	Blk	Stl	Pts	Avg
Lehigh	*	26	5-10	.500	4-7	.571	2-2	1.000	0-3-3	3.0	3	0	2	2	0	0	16	16.0

## SEASON/CAREER HIGHS

### Points

Season: 16 Lehigh, 11/9/18  
Career: 20 2x, last at Florida St., 1/27/18  
ACC: 20 at Florida State, 1/27/18

### Rebounds

Season: 3 Lehigh, 11/9/18  
Career: 6 at Boston College, 2/10/18  
ACC: 6 at Boston College, 2/10/18

### Assists

Season: 2 Lehigh, 11/9/18  
Career: 4 Florida State, 1/7/18  
ACC: 4 Florida State, 1/7/18

### Steals

Season: –  
Career: 2 3x, last vs. Florida State, 1/7/18  
ACC: 2 2x, last vs. Florida State, 1/7/18

### Blocked Shots

Season: –  
Career: 1 3x, last vs. Boston U., 12/5/17  
ACC: –

### Field Goals

Season: 5 Lehigh, 11/9/18  
Career: 7 2x, last at Florida St., 1/27/18  
ACC: 7 at Florida State, 1/27/18

### Field-Goal Attempts

Season: 10 Lehigh, 11/9/18  
Career: 13 vs. South Carolina State, 12/6/16  
ACC: 12 2x, last at BC, 2/10/18

### Free Throws

Season: 2 Lehigh, 11/9/18  
Career: 3 Rutgers, 11/30/16  
ACC: 2 2x, last at Virginia, 2/20/17

### Free-Throw Attempts

Season: 2 Lehigh, 11/9/18  
Career: 3 Rutgers, 11/30/16  
ACC: 2 6x, last at Virginia Tech, 2/3/18

### 3-Point Field Goals

Season: 4 Lehigh, 11/9/18  
Career: 6 2x, last at Florida St., 1/27/18  
ACC: 6 2x, last at Florida St., 1/27/18

### 3-Point Field-Goal Attempts

Season: 7 Lehigh, 11/9/18  
Career: 12 at Syracuse, 1/4/17  
ACC: 12 at Syracuse, 1/4/17

### Minutes

Season: 26 Lehigh, 11/9/18  
Career: 35 3x, last at BC, 2/10/18  
ACC: 35 2x, last at BC, 2/10/18

VASILJEVIC'S CAREER STATISTICS													3-Point				Free Throws			Rebounds				Scoring	
Season	GP	GS	Min.	Avg.	FG	FGA	Pct.	FG	FGA	Pct.	FT	FTA	Pct.	Off.	Def.	Tot.	Avg.	PF	FO	Ast.	TO	Blk	Stl	Pts.	Avg.
2016-17	33	0	577	17.5	65	182	.357	51	146	.349	16	20	.800	5	39	44	1.3	31	0	15	13	1	11	197	6.0
2017-18	32	20	731	22.8	104	231	.450	67	163	.411	14	16	.875	15	65	80	2.5	49	0	14	16	2	13	289	9.0
2018-19	1	1	26	26.0	5	10	.500	4	7	.571	2	2	1.000	0	3	3	3.0	3	0	2	2	0	0	16	16.0
<b>TOTAL</b>	<b>66</b>	<b>21</b>	<b>1334</b>	<b>20.2</b>	<b>174</b>	<b>423</b>	<b>.411</b>	<b>122</b>	<b>316</b>	<b>.386</b>	<b>32</b>	<b>38</b>	<b>.842</b>	<b>20</b>	<b>107</b>	<b>127</b>	<b>1.9</b>	<b>83</b>	<b>0</b>	<b>31</b>	<b>31</b>	<b>3</b>	<b>24</b>	<b>502</b>	<b>7.6</b>



# 21 SAM WAARDENBURG

R-So. • 6-10 • 216 • Forward  
 Henderson, New Zealand  
 Rangitoto College

### 2018-19 HIGHLIGHTS

• Made first career start and scored 11 points with career-high five rebounds in career-high 28 minutes in season opener against Lehigh (11/9)

### 2018-19 GAME-BY-GAME

	GS	Min	FG	Pct	3FG	Pct	FT	Pct	O-D-T	Avg	PF	FO	A	TO	Blk	Stl	Pts	Avg
Lehigh	*	28	3-7	.429	1-2	.500	4-4	1.000	3-2-5	5.0	1	0	2	1	0	1	11	11.0

### 2017-18

Opponent	P	R	A
Gard-Webb	DNP		
Navy	DNP		
Florida A&M	DNP		
vs. La Salle	7	2	0
N. Florida	9	6	1
at Minnesota	0	1	0
vs. Princeton	0	4	0
Boston U.	0	2	0
at GW	DNP		
at Hawai'i	DNP		
vs. NMSU	0	0	0
vs. MTSU	DNP		
at Pitt	DNP		
at Ga. Tech	DNP		
FSU	DNP		
at Clemson	DNP		
Duke	DNP		
at NC State	0	0	0
Louisville.	0	7	1
at FSU	5	1	0
Pittsburgh	4	4	1
at Va. Tech	3	5	0
Wake Forest	12	3	1
at BC	6	0	0
Virginia	6	0	0
Syracuse	2	4	0
at ND	6	2	0
BC	4	6	1
at UNC	3	2	4
Va. Tech	0	5	1
vs. UNC	2	3	3
Loyola	0	2	4

### SEASON/CAREER HIGHS

#### Points

Season: 11 Lehigh, 11/9/18  
 Career: 12 Wake Forest, 2/7/18  
 ACC: 12 Wake Forest, 2/7/18

#### Rebounds

Season: 5 Lehigh, 11/9/18  
 Career: 7 Louisville, 1/24/18  
 ACC: 7 Louisville, 1/24/18

#### Assists

Season: 2 Lehigh, 11/9/18  
 Career: 4 2x, last vs. Loyola Chicago, 3/15/18  
 ACC: 4 at North Carolina, 2/27/18

#### Steals

Season: 1 Lehigh, 11/9/18  
 Career: 3 at Boston College, 2/10/18  
 ACC: 3 at Boston College, 2/10/18

#### Blocked Shots

Season: -  
 Career: 2 vs. North Carolina, 3/8/18  
 ACC: 1 4x, last at UNC, 2/27/18

#### Field Goals

Season: 3 Lehigh, 11/9/18  
 Career: 4 North Florida, 11/25/17  
 ACC: 3 Wake Forest, 2/7/18

#### Field-Goal Attempts

Season: 7 Lehigh, 11/9/18  
 Career: 9 North Florida, 11/25/17  
 ACC: 5 3x, last vs. BC, 2/24/18

#### Free Throws

Season: 4 Lehigh, 11/9/18  
 Career: 4 Lehigh, 11/9/18  
 ACC: 3 Wake Forest, 2/7/18

#### Free-Throw Attempts

Season: 4 Lehigh, 11/9/18  
 Career: 4 2x, last vs. Lehigh, 11/9/18  
 ACC: 4 Wake Forest, 2/7/18

#### 3-Point Field Goals

Season: 1 Lehigh, 11/9/18  
 Career: 3 Wake Forest, 2/7/18  
 ACC: 3 Wake Forest, 2/7/18

#### 3-Point Field-Goal Attempts

Season: 2 Lehigh, 11/9/18  
 Career: 4 2x, last at Notre Dame, 2/19/18  
 ACC: 4 2x, last at Notre Dame, 2/19/18

#### Minutes

Season: 28 Lehigh, 11/9/18  
 Career: 28 Lehigh, 11/9/18  
 ACC: 23 2x, last at UNC, 2/27/18

WAARDENBURG'S CAREER STATISTICS										3-Point				Free Throws			Rebounds				Scoring				
Season	GP	GS	Min.	Avg.	FG	FGA	Pct.	FG	FGA	Pct.	FT	FTA	Pct.	Off.	Def.	Tot.	Avg.	PF	FO	Ast.	TO	Blk	Stl	Pts.	Avg.
2017-18	21	0	310	14.8	24	58	.414	14	32	.438	7	8	.875	26	33	59	2.8	31	0	17	14	9	10	69	3.3
2018-19	1	1	28	28.0	3	7	.429	1	2	.500	4	4	1.000	3	2	5	5.0	1	0	2	1	0	1	11	11.0
<b>TOTAL</b>	<b>22</b>	<b>1</b>	<b>338</b>	<b>15.4</b>	<b>27</b>	<b>65</b>	<b>.415</b>	<b>15</b>	<b>34</b>	<b>.441</b>	<b>11</b>	<b>12</b>	<b>.917</b>	<b>29</b>	<b>35</b>	<b>64</b>	<b>2.9</b>	<b>32</b>	<b>0</b>	<b>19</b>	<b>15</b>	<b>9</b>	<b>11</b>	<b>80</b>	<b>3.6</b>

# 2018-19 MIAMI BASKETBALL ROSTER

## NUMERICAL

No.	Name	Yr.	Pos.	Ht.	Wt.	Hometown/Previous School
0	Chris Lykes	So.	G	5-7	157	Mitchellville, Md./Gonzaga College HS
1	Dejan (DJ) Vasiljevic	Jr.	G	6-3	184	Melbourne, Australia/Australian Institute of Sport
2	Willie Herenton	So.	G	6-1	178	Lincolnshire, Ill./Stevenson HS
3	Anthony Lawrence II	Sr.	G	6-7	207	St. Petersburg, Fla./Lakewood Senior HS
5	Zach Johnson	R-Sr.	G	6-2	192	Miami, Fla./Florida Gulf Coast Univ./Norland HS
10	Dominic Proctor	So.	G	6-6	190	Las Vegas, Nev./Bishop Gorman HS
13	Anthony Mack	R-Fr.	G	6-6	214	Las Vegas, Nev./Wyoming/Blair Academy (N.J.)
14	Rodney Miller Jr.	Jr.	C	7-0	255	Laurelton, N.Y./Oak Hill Academy
15	Ebuka Izundu	Sr.	C	6-10	232	Charlotte, N.C./Victory Christian Center
20	Dewan Hernandez	Jr.	F	6-11	235	Miami, Fla./Norland HS
21	Sam Waardenburg	R-So.	F	6-10	216	Auckland, New Zealand/Rangitoto College
22	Deng Gak	R-Fr.	F	6-10	211	Sydney, Australia/Blair Academy (N.J.)
23	Kameron McGusty <sup>^</sup>	Jr.	G	6-5	192	Katy, Texas/Oklahoma/Sunrise Christian Acad. (Kan.)

## ALPHABETICAL

No.	Name	Yr.	Pos.	Ht.	Wt.	Hometown/Previous School
2	Willie Herenton	So.	G	6-1	178	Lincolnshire, Ill./Stevenson HS
22	Deng Gak	R-Fr.	F	6-10	211	Sydney, Australia/Blair Academy (N.J.)
20	Dewan Hernandez	Jr.	F	6-11	235	Miami, Fla./Norland HS
15	Ebuka Izundu	Sr.	C	6-10	232	Charlotte, N.C./Victory Christian Center
5	Zach Johnson	R-Sr.	G	6-2	192	Miami, Fla./Florida Gulf Coast Univ./Norland HS
3	Anthony Lawrence II	Sr.	G	6-7	207	St. Petersburg, Fla./Lakewood Senior HS
0	Chris Lykes	So.	G	5-7	157	Mitchellville, Md./Gonzaga College HS
13	Anthony Mack	R-Fr.	G	6-6	214	Las Vegas, Nev./Wyoming/Blair Academy (N.J.)
23	Kameron McGusty <sup>^</sup>	Jr.	G	6-5	192	Katy, Texas/Oklahoma/Sunrise Christian Acad. (Kan.)
14	Rodney Miller Jr.	Jr.	C	7-0	255	Laurelton, N.Y./Oak Hill Academy
10	Dominic Proctor	So.	G	6-6	190	Las Vegas, Nev./Bishop Gorman HS
1	Dejan (DJ) Vasiljevic	Jr.	G	6-3	184	Melbourne, Australia/Australian Institute of Sport
21	Sam Waardenburg	R-So.	F	6-10	216	Auckland, New Zealand/Rangitoto College

<sup>^</sup> sitting out 2018-19 season per NCAA transfer regulations

**Head Coach:** Jim Larrañaga, Providence '71, eighth season

**Associate Head Coach:** Chris Caputo, Westfield State (Mass.) '02, eighth season

**Assistant Coach:** Alvin "Pooh" Williamson, Tulsa '95, first season

**Assistant Coach:** Adam Fisher, Penn State '06, fourth season

**Director of Operations:** Lamont Franklin, UNC Wilmington '97, second season

**Strength & Conditioning Coach:** Casey Cathrall, Ithaca College '12, first season

**Athletic Trainer:** Javier Jimenez, Temple '06, third season

**Associate Director of Operations:** Jeff Dyer, Delaware '14, second season

## PRONUNCIATION GUIDE

Dewan .....	Duh-WAHN
Gak .....	Gack
Herenton .....	HAIR-un-tun
Ebuka Izundu .....	ee-BOO-kuh ee-ZOON-du
DJ Vasiljevic .....	Vuh-SEE-luh-vitch
Waardenburg .....	WAR-dun-berg

HC Jim Larrañaga .....	LARE-uh-NAY-guh
AC Chris Caputo .....	Cuh-POO-toe
SC Casey Cathrall .....	Cuh-THRALL
AT Javier Jimenez .....	Hah-VEE-air Him-EN-ez

## ROSTER BY CLASS

### Seniors (3)

Ebuka Izundu  
Zach Johnson  
Anthony Lawrence II

### Juniors (4)

Dewan Hernandez  
Kameron McGusty  
Rodney Miller Jr.  
DJ Vasiljevic

### Sophomores (4)

Willie Herenton  
Chris Lykes  
Dominic Proctor  
Sam Waardenburg

### Freshmen (2)

Deng Gak  
Anthony Mack

## ROSTER BY STATE

3 Florida  
2 Nevada  
1 Illinois  
1 Maryland  
1 New York  
1 Texas

## ROSTER BY COUNTRY

8 United States  
2 Australia  
1 New Zealand  
1 Nigeria

## GEOGRAPHIC BREAKDOWN

### UNITED STATES

#### Florida

Dewan Hernandez  
Zach Johnson  
Anthony Lawrence II

#### Illinois

Willie Herenton

#### Maryland

Chris Lykes

#### Nevada

Anthony Mack  
Dominic Proctor

#### New York

Rodney Miller Jr.

#### Texas

Kameron McGusty

## INTERNATIONAL

### Australia

DJ Vasiljevic  
Deng Gak

### New Zealand

Sam Waardenburg

### Nigeria

Ebuka Izundu

# TV/RADIO ROSTER



**0 CHRIS LYKES**  
So. • G • 5-7 • 157  
Mitchellville, Md.  
Gonzaga College HS



**1 DEJAN (DJ) VASILJEVIC**  
Jr. • G • 6-3 • 184  
Melbourne, Australia  
Australian Institute of Sport



**2 WILLIE HERENTON**  
So. • G • 6-1 • 178  
Lincolnshire, Ill.  
Stevenson HS




**3 ANTHONY LAWRENCE II**  
Sr. • G • 6-7 • 207  
St. Petersburg, Fla.  
Lakewood Senior HS



**5 ZACH JOHNSON**  
R-Sr. • G • 6-2 • 192  
Miami, Fla.  
Florida Gulf Coast/Norland HS



**10 DOMINIC PROCTOR**  
So. • G • 6-6 • 190  
Las Vegas, Nev.  
Bishop Gorman HS




**13 ANTHONY MACK**  
R-Fr. • G • 6-6 • 214  
Las Vegas, Nev.  
Wyoming/Blair Academy (N.J.)




**14 RODNEY MILLER JR.**  
Jr. • C • 7-0 • 255  
Laurelton, N.Y.  
Oak Hill Academy



**15 EBUKA IZUNDU**  
Sr. • C • 6-10 • 232  
Charlotte, N.C.  
Victory Christian Center



**20 DEWAN HERNANDEZ**  
Jr. • F • 6-11 • 235  
Miami, Fla.  
Norland HS



**21 SAM WAARDENBURG**  
R-So. • F • 6-10 • 216  
Auckland, New Zealand  
Rangitoto College



**22 DENG GAK**  
R-Fr. • F • 6-10 • 211  
Sydney, Australia  
Blair Academy (N.J.)



**23 KAMERON MCGUSTY**  
Jr. • G • 6-5 • 192  
Katy, Texas  
Oklahoma/Sunrise Christian Acad. (Kan.)



**JIM LARRAÑAGA**  
Head Coach



**CHRIS CAPUTO**  
Associate Head Coach



**ALVIN "POOH" WILLIAMSON**  
Assistant Coach



**ADAM FISHER**  
Assistant Coach



**LAMONT FRANKLIN**  
Director of Operations