



**2014-15 MIAMI WOMEN'S BASKETBALL ALMANAC**  
*Fourth Edition, University of Miami Communications*



**UNIVERSITY OF MIAMI  
DEPARTMENT OF ATHLETICS**

5821 San Amaro Drive  
Coral Gables, FL 33146  
305-284-3244

[www.HurricaneSports.com](http://www.HurricaneSports.com)  
Twitter: @MiamiWBB  
Facebook: /MiamiWBB  
Instagram: @MiamiWBB

---

**CREDITS**

**EDITORS**

Alex Schwartz, Camron Ghorbi, Amy  
(Woodruff) LaBrie, Tom Symonds, David  
Villavicencio

**COMPILATION**

Alex Schwartz, Amy (Woodruff) LaBrie,  
previous Miami communications staff  
members

**PHOTOGRAPHY**

JC Ridley

---

**UNIVERSITY OF MIAMI  
MISSION STATEMENT**

The University of Miami's mission is to educate and nurture students, to create knowledge, and to provide service to our community and beyond. Committed to excellence and proud of the diversity of our University family, we strive to develop future leaders of our nation and the world.



# Introduction

## TABLE OF CONTENTS

### MEDIA INFORMATION

Miami Communications ..... 4

### COACHES

Head Coach Katie Meier..... 8-9  
 Assistant Coaches ..... 10-11  
 Basketball Staff..... 11-12  
 Support Staff ..... 13

### HURRICANES

Quick Facts..... 5  
 Roster Breakdowns ..... 6  
 Photo Roster..... 15  
 Players ..... 16-27

### HISTORY

Postseason History ..... 29  
 Postseason Teams ..... 30-32  
 Hurricane Honors ..... 33-34  
 1,000 Points Club ..... 42-44  
 All-Time Results..... 45-51  
 All-Time Series Results ..... 52-58  
 Hurricane Letterwinners..... 59  
 Retired Numbers ..... 60

### RECORDS

Team Game Records ..... 35  
 Team Season Records & Streaks ..... 36  
 Individual Career Records..... 37-38  
 Individual Season Records..... 38-39  
 Individual Game Records ..... 39-40  
 Year-by-Year Leaders ..... 40-41  
 Year-by-Year Coaching Records..... 59

## 2014-15 SCHEDULE

DATE	OPPONENT	SCORE (TV)
Nov. 6	<b>NOVA SOUTHEASTERN (exh.)</b>	W, 69-42
Nov. 14	<b>OAKLAND</b>	W, 66-53
Nov. 17	at Middle Tennessee	L, 53-48
Nov. 21	<b>UNF</b>	W, 81-53
Nov. 25	<b>ARIZONA STATE</b> <sup>(RV/RV)</sup>	L, 65-61
Nov. 28	<b>ILLINOIS STATE #</b>	W, 95-44
Nov. 29	<b>TULSA #</b>	W, 69-57
Dec. 4	<b>WISCONSIN !</b>	W, 66-54
Dec. 6	<b>JACKSONVILLE</b>	W, 65-36
Dec. 13	<b>COPPIN STATE</b>	W, 70-54
Dec. 18	vs. UCLA ^	W, 74-67
Dec. 19	at Tulane ^ <sup>(--RV)</sup>	L, 70-65
Dec. 28	<b>FLORIDA A&amp;M ~</b>	W, 83-47
Dec. 29	<b>LSU ~</b>	W, 76-71
Jan. 4	<b>BOSTON COLLEGE *</b>	W, 74-53
Jan. 8	<b>NOTRE DAME *</b> <sup>(4/4)</sup>	W, 78-63 (ESPN3)
Jan. 11	at Virginia Tech *	W, 62-45
Jan. 15	<b>CLEMSON *</b>	W, 79-42 (ESPN3)
Jan. 18	at Duke * <sup>(16/14)</sup>	L, 68-53 (RSN)
Jan. 21	<b>VIRGINIA *</b>	W, 67-58 (ESPN3)
Jan. 25	at Louisville * <sup>(4/4)</sup>	L, 68-55 (RSN)
Feb. 1	at Pittsburgh *	L, 81-66 (ESPN3)
Feb. 5	<b>VIRGINIA TECH *</b>	W, 42-39
Feb. 8	at Florida State * <sup>(9/8)</sup>	L, 80-60 (ESPN3)
Feb. 12	at Syracuse * <sup>(23/22)</sup>	W, 85-71
Feb. 15	<b>GEORGIA TECH *</b>	W, 64-59 (RSN)
Feb. 19	at NC State *	L, 68-65
Feb. 22	<b>NORTH CAROLINA *</b> <sup>(17/14)</sup>	L, 66-65 (RSN)
Feb. 26	at Wake Forest *	L, 60-59
March 1	<b>FLORIDA STATE *</b> <sup>(9/8)</sup>	L, 69-55 (RSN)
March 5	vs. Virginia %	W, 62-52 (RSN)
March 6	vs. Notre Dame % <sup>(2/2)</sup>	L, 77-61 (RSN)
March 20	vs. Washington +	W, 86-60 (ESPN2)
March 22	at Iowa + <sup>(18/15)</sup>	L, 88-70 (ESPN2)


**BOLD CAPS** denotes home game, played at the BankUnited Center in Coral Gables, Fla.  
 # denotes Miami Thanksgiving Tournament (Coral Gables, Fla.)  
 ! denotes ACC/Big Ten Challenge  
 ^ denotes Tulane/DoubleTree Classic (New Orleans, La.)  
 ~ denotes Miami Holiday Tournament (Coral Gables, Fla.)  
 \* denotes ACC game  
 % denotes ACC Tournament (Greensboro, N.C.)  
 + denotes NCAA Tournament (Iowa City, Iowa)

Website: HurricaneSports.com  
 Facebook: /MiamiWBB  
 Twitter: @MiamiWBB  
 Instagram: @MiamiWBB

INTRODUCTION

# Athletic Communications & Creative Services


INTRODUCTION




**JASON LAYTON**  
Senior Associate AD  
Communications & Sales



**BRIAN BOWSHER**  
Associate AD  
Marketing & Digital Strategy



**TOM SYMONDS**  
Assistant AD  
Communications



**AMY (WOODRUFF) LaBRIE**  
Associate Director




**CAMRON GHORBI**  
Assistant Director



**ALEX SCHWARTZ**  
Assistant Director



**DAVID VILLAVICENCIO**  
Assistant Director



**LEO RAMOS**  
Graphic Designer

## UNIVERSITY OF MIAMI COMMUNICATIONS

Hecht Athletic Center  
5821 San Amaro Drive | Coral Gables, FL 33146  
Phone: 305-284-3244 | Fax: 305-284-2807  
www.HurricaneSports.com

### Official Social Media Accounts for Miami Hurricanes Women's Basketball

Twitter: @MiamiWBB  
Facebook: Facebook.com/MiamiWBB  
Instagram: MiamiWBB  
Official Women's Basketball Blog: theuwomenshoops.tumblr.com

## COMMUNICATIONS STAFF

### JASON LAYTON Senior Associate AD / Communications & Sales

Alma Mater: St. Leo, 1999  
Office: 305-284-3231      Cell: 786-570-2637      E-mail: jlayton@miami.edu

### BRIAN BOWSHER Associate AD / Marketing & Digital Strategy

Alma Mater: Xavier, 2007  
Office: 305-284-1904      Cell: 786-447-9494      E-mail: b.bowsher@miami.edu

### TOM SYMONDS Assistant AD / Communications

Responsibilities: Football, Golf  
Alma Mater: Ohio State, 2005  
Office: 305-284-3248      Cell: 305-240-9142      E-mail: symonds@miami.edu

### AMY (WOODRUFF) LaBRIE Associate Director

Responsibilities: Men's Basketball, Men's Tennis  
Alma Mater: Alaska Fairbanks, 2002  
Office: 305-284-3241      Cell: 813-410-1194      E-mail: a.woodruff@miami.edu

### CAMRON GHORBI Assistant Director

Responsibilities: Baseball, Women's Soccer, Swimming & Diving, Football  
Alma Mater: Miami, 2011  
Office: 305-284-3230      Cell: 786-877-7329      E-mail: c.ghorbi@miami.edu

### ALEX SCHWARTZ Assistant Director

Responsibilities: Women's Basketball, Women's Tennis, Football  
Alma Mater: Miami, 2013  
Office: 305-284-3249      Cell: 609-802-3674      E-mail: alexschwartz@miami.edu

### DAVID VILLAVICENCIO Assistant Director

Responsibilities: Volleyball, Track & Field, Rowing, Football  
Alma Mater: Miami, 2009  
Office: 305-284-3249      Cell: 786-422-4029      E-mail: davidv@miami.edu

### LEO RAMOS Graphic Designer

Alma Mater: Miami, 2012  
Office: 305-284-3238      E-mail: l.ramos2@med.miami.edu

## Quick Facts

### UNIVERSITY INFORMATION

<b>Name of School</b>	University of Miami
<b>Location</b>	Coral Gables, Fla.
<b>Enrollment</b>	15,629
<b>Founded</b>	1925
<b>Nickname</b>	Hurricanes
<b>Mascot</b>	Sebastian the Ibis
<b>Colors</b>	Orange (PMS 1665), Green (PMS 3435) and White
<b>President</b>	Dr. Donna E. Shalala
<b>Athletics Director</b>	Blake James
<b>Conference</b>	Atlantic Coast Conference
<b>Stadium / Capacity</b>	BankUnited Center / 7,900
<b>Press Row Phone</b>	(305) 284-2111
<b>Ticket Office Phone</b>	1-800-GO-CANES (462-2637)
<b>Website</b>	HurricaneSports.com
<b>Mailing Address</b>	5821 San Amaro Drive, Coral Gables, FL 33146

### ATHLETICS ADMINISTRATION

<b>Director of Athletics</b>	Blake James
<b>Deputy AD / Business Operations</b>	Tony Hernandez
<b>Deputy AD / SWA</b>	Jennifer Strawley
<b>Senior Associate AD / Communications &amp; Sales</b>	Jason Layton
<b>Senior Associate AD / Facilities &amp; Event Operations</b>	Tim Wise
<b>Associate AD / Academic Services</b>	David Wyman
<b>Associate AD / Business Operations</b>	Josh Boone
<b>Associate AD / Compliance</b>	Craig Anderson
<b>Associate AD / Development</b>	Jesse Marks
<b>Associate AD / Marketing &amp; Digital Strategy</b>	Brian Bowsher
<b>Associate AD / Ticket Sales &amp; Operations</b>	Brent Crank
<b>Assoc. AD / Premium Seating &amp; Corp. Development</b>	Ben Creed

### COACHING STAFF

<b>Head Coach</b>	Katie Meier (Duke, 1990)
<b>Record at Miami</b> ( <i>As of March 23, 2014</i> )	183-134 (10 seasons)
<b>Career Record</b>	259-179 (14 seasons)
<b>Assistant Coach</b>	Octavia Blue (Miami, 1998)
<b>Assistant Coach</b>	Darrick Gibbs (Wofford, 2000)
<b>Assistant Coach</b>	Zach Kancher (George Washington, 2003)
<b>Director of Operations / Assistant to HC</b>	Margie Gill
<b>Director of Operations / Recruiting</b>	Lonnette Hall
<b>Associate Director of Basketball Operations</b>	Yoni Dagan
<b>Strength Coach</b>	Jasman Marks
<b>Athletic Trainer</b>	Alana Brown
<b>Coordinator of Player Development</b>	Krystal Saunders

### PROGRAM HISTORY (*As of March 23, 2014*)

<b>First Year of Basketball</b>	1972
<b>All-Time Record</b>	689-508
<b>All-Time ACC Record</b>	73-91
<b>NCAA Appearances</b>	Ten
(1989, '92, '93, '98, 2003, '04, '11, '12, '13, '15)	
<b>Last NCAA Tournament Opponent</b>	Iowa (2015)
<b>TEAM INFORMATION</b>	
<b>2014-15 Overall Record</b>	20-13
<b>Home/Away/Neutral</b>	15-3 / 2-9 / 3-1
<b>2014-15 ACC Record / Finish</b>	8-8 / 8th
<b>Letterwinners Returning / Lost</b>	8 / 3
<b>Newcomers</b>	TBD

### 2015-16 HURRICANES

RETURNING STARTERS	YEAR	POS	PPG	RPG
Adrienne Motley	Jr.	G	16.9	4.2
Jessica Thomas	Jr.	G	9.3	2.7
Michelle Woods	RSr.	G	8.5	3.8

KEY RETURNERS	YEAR	POS	PPG	RPG
Erykah Davenport	So.	F	3.5	3.7
Nigia Greene	RSo.	G	5.1	1.4
Keyanna Harris	So.	F	1.1	0.7
Keyona Hayes	RJr.	F	n/a	n/a
Khaila Prather	So.	F	1.8	3.2

KEY LOSSES	POS	PPG	RPG
Suriya McGuire	G	6.5	4.3
Necole Sterling	F	7.2	2.7
Jassany Williams	F	5.5	6.0

### SOCIAL MEDIA

<b>Twitter</b>	@MiamiWBB   @HurricaneSports
<b>Facebook</b>	/MiamiWBB   /MiamiHurricanes
<b>Instagram</b>	@MiamiWBB
<b>Tumblr</b>	UWomensHoops.Tumblr.com

# Roster Breakdowns

INTRODUCTION

## NUMERICAL ROSTER

NO.	NAME	POS	HT	CL	HOMETOWN / LAST SCHOOL
0	Keyanna Harris	F	6-0	Fr.	Riviera Beach, Fla. / William T. Dwyer
3	Jessica Thomas	G	5-6	So.	Gainesville, Fla. / Buchholz
5	Nigia Greene	G	5-10	RFr.	Atlanta, Ga. / St. Francis
10	Michelle Woods	G	5-8	RJr.	Naples, Fla. / Community
14	Aisha Edwards	G	5-8	Fr.	Boca Raton, Fla. / West Boca Raton
15	Necole Sterling	F	5-10	Sr.	Los Angeles, Calif. / Gulf Coast State College (Fla.) / Stonewall Jackson (Va.)
20	Keyona Hayes	F	6-1	Jr.	Marietta, Ga. / St. Francis
21	Jassany Williams	F	6-2	RSr.	Davie, Fla. / Auburn / Nova
23	Adrienne Motley	G	5-9	So.	Newport News, Va. / Woodside
25	Khaila Prather	F	6-1	Fr.	Upper Marlboro, Md. / Riverdale Baptist
30	Erykah Davenport	F	6-2	Fr.	Tucker, Ga. / Tucker
33	Suriya McGuire	G	5-11	Sr.	Minneapolis, Minn. / Roosevelt

## ALPHABETICAL ROSTER

NO.	NAME	POS	HT	CL	HOMETOWN / LAST SCHOOL
30	Erykah Davenport	F	6-2	Fr.	Tucker, Ga. / Tucker
14	Aisha Edwards	G	5-8	Fr.	Boca Raton, Fla. / West Boca Raton
5	Nigia Greene	G	5-10	RFr.	Atlanta, Ga. / St. Francis
0	Keyanna Harris	F	6-0	Fr.	Riviera Beach, Fla. / William T. Dwyer
20	Keyona Hayes	F	6-1	Jr.	Marietta, Ga. / St. Francis
33	Suriya McGuire	G	5-11	Sr.	Minneapolis, Minn. / Roosevelt
23	Adrienne Motley	G	5-9	So.	Newport News, Va. / Woodside
25	Khaila Prather	F	6-1	Fr.	Upper Marlboro, Md. / Riverdale Baptist
15	Necole Sterling	F	5-10	Sr.	Los Angeles, Calif. / Gulf Coast State College (Fla.) / Stonewall Jackson (Va.)
3	Jessica Thomas	G	5-6	So.	Gainesville, Fla. / Buchholz
21	Jassany Williams	F	6-2	RSr.	Davie, Fla. / Auburn / Nova
10	Michelle Woods	G	5-8	RJr.	Naples, Fla. / Community

Head Coach: Katie Meier (Duke '90, 10th season)  
 Assistant Coach: Octavia Blue (Miami '98, third season)  
 Assistant Coach: Darrick Gibbs (Wofford '00, 10th season)  
 Assistant Coach: Zach Kancher (George Washington '03, first season)  
 Director of Operations: Lonnelle Hall (Cal State-Northridge '94, eighth season)  
 Director of Operations: Margie Gill (Florida '03, first season)  
 Associate Director of Operations: Yoni Dagan (Florida '11, second season)  
 Strength & Conditioning Coach: Jasman Marks (Nicholls State '09, second season)  
 Athletic Trainer: Alana Brown (UCF '03, sixth season)  
 Coordinator of Player Development: Krystal Saunders (Miami '14, first season)

## RETURNING PLAYERS

- No. 3 Jessica Thomas
- No. 5 Nigia Greene
- No. 10 Michelle Woods
- No. 15 Necole Sterling
- No. 20 Keyona Hayes
- No. 21 Jassany Williams
- No. 23 Adrienne Motley
- No. 33 Suriya McGuire

## FRESHMEN

- No. 0 Keyanna Harris
- No. 5 Nigia Greene (*redshirt*)
- No. 14 Aisha Edwards
- No. 25 Khaila Prather
- No. 30 Erykah Davenport

## JUNIORS

- No. 10 Michelle Woods (*redshirt*)
- No. 20 Keyona Hayes

## NEWCOMERS

- No. 0 Keyanna Harris
- No. 14 Aisha Edwards
- No. 25 Khaila Prather
- No. 30 Erykah Davenport

## SOPHOMORES

- No. 3 Jessica Thomas
- No. 23 Adrienne Motley

## SENIORS

- No. 15 Necole Sterling
- No. 21 Jassany Williams (*redshirt*)
- No. 33 Suriya McGuire

## GEOGRAPHIC BREAKDOWN

**FLORIDA**  
 No. 0 Keyanna Harris  
 No. 3 Jessica Thomas  
 No. 10 Michelle Woods  
 No. 14 Aisha Edwards  
 No. 21 Jassany Williams

**GEORGIA**  
 No. 5 Nigia Greene  
 No. 20 Keyona Hayes  
 No. 30 Erykah Davenport

**CALIFORNIA**  
 No. 15 Necole Sterling

**MARYLAND**  
 No. 25 Khaila Prather

**MINNESOTA**  
 No. 33 Suriya McGuire

**VIRGINIA**  
 No. 23 Adrienne Motley

## PRONUNCIATION GUIDE

Coach Katie Meier: Meyer  
 No. 0 Keyanna Harris: Key-AH-Nuh  
 No. 5 Nigia Greene: Nye-ZHEE-Uh  
 No. 14 Aisha Edwards: Eye-EE-Shuh

No. 20 Keyona Hayes: Key-AH-Nuh  
 No. 21 Jassany Williams: JASS-Uh-Nee  
 No. 25 Khaila Prather: KAY-Luh PRAY-Thur  
 No. 33 Suriya McGuire: Sir-RAY-Uh



## COACHES

---

Head Coach Katie Meier.....	8-9
Assistant Coaches	
Darrick Gibbs.....	10
Octavia Blue.....	10
Zach Kancher.....	11
Basketball Staff.....	11-12
Support Staff.....	13

COACHES





# HEAD COACH KATIE MEIER

10th Season | Duke, 1990

Hometown: Wheaton, Ill. | Head Coach: Charlotte, 2001-05 | Miami, 2005-present

COACHES

## MEIER'S CAREER

Assistant	
1993-94	UNC Asheville
1994-99	Tulane
Associate Head Coach	
1999-2001	Tulane
Head Coach	
2001-05	Charlotte
2005-pres.	Miami

## EDUCATION

Wheaton High School, 1985
Duke University, 1990
M.A. English (Teaching English)
Duke University, 1989
B.A. English (Literature)

## NCAA APPEARANCES

2003 - Charlotte
2011 - Miami
2012 - Miami
2013 - Miami
2015 - Miami

## WNIT APPEARANCES

2004 - Charlotte
2005 - Charlotte
2006 - Miami
2010 - Miami
2014 - Miami

## PLAYING CAREER

Wheaton High School, 1981-85
Duke University, 1985-90
BBC Mini-Flat Waregem (Belgium), 1990-93

## MISCELLANEOUS

ACC Rookie of the Year, 1986
GTE Academic All-American, 1988
First Team All-ACC, 1990
Kodak/WBCA District All-American, 1990
Duke Hall of Honor Inductee, 2002
ACC Tournament Legend, 2006
ACC Coach of the Year, 2011
AP National Coach of the Year, 2011

## PERSONAL

Hometown: Wheaton, Ill.

Katie Meier completed her 10th season as the head coach of the Hurricanes' women's basketball program in 2014-15. A well known and respected figure in women's basketball, Meier has worked tirelessly to put her mark on Miami's program and to build a winning tradition.

In 2014-15, Meier guided her team to a sixth consecutive postseason, a fourth trip to the NCAA Tournament in the last five years, and a fifth 20-plus win season in the last six years, all program records.

In January 2014, Meier was named a co-recipient of the 2013 USA Basketball National Coach of the Year award after leading the USA U19 team to a gold medal and perfect 9-0 record at the 2013 FIBA U19 World Championships.

All of her hard work was rewarded after the 2010-11 season when she was named the Associated Press National Coach of the Year - sharing the award with Connecticut's Geno Auriemma and Stanford's Tara VanDerveer.

Meier led the Hurricanes into the NCAA tournament for the first time since 2004 and its win over Gardner-Webb in the first round was the first tournament win for the 'Canes since 1993. Miami entered the 2010-11 season with high internal expectations, but was picked eighth in the Preseason ACC Poll and coming off a season in which it was the No. 12 seed in the ACC Tournament.

However, the Hurricanes exceeded all of the outside expectations and, at one point, won 17 straight games. They were a perfect 20-0 inside the BankUnited Center and finished 12-2 in ACC play - earning their first regular season conference title since joining the league in 2004. As a reward, Meier was named the ACC Coach of the Year and later would be selected as the WBCA/RUSSELL ATHLETIC Region 2 Coach of the Year, as voted on by her peers.

Meier continued that success into the 2011-12 season, a year in which the Canes accomplished many firsts for the program.

Miami defeated Maryland - the eventual ACC Tournament champ - twice during the regular season, the first when they were ranked No. 5 in the nation. It was the first time in program history that the Hurricanes had defeated a Top 5 team. Later in the year, UM ascended to its highest ranking ever, also at No. 5.

The Hurricanes have proved to be formidable on the court inside the BankUnited Center, as the 2011-12 season saw Miami go undefeated at home for the second consecutive season. Their 16-0 mark on the year pushed the Canes record home win streak to 40 consecutive games. Only Stanford ended the season with a longer active streak.

For her dedication to the University of Miami and the athletic department, Meier was signed to a two-year contract extension, securing the Wheaton, Ill., native through the 2017-18 season. Prior to the 2014-15 season, Meier received another extension, through the 2020-21 campaign, and donated \$75,000 back to the school to go towards women's athletics as well as challenged to community to contribute too.

Through the 2014-15 season, Meier has a career record of 259-179, including a 183-134 mark at Miami.

## A New Era

Hired April 19, 2005, Meier was appointed by then Miami AD Paul Dee in front of national and local media, fans, alumni and support staff, signifying the beginning of a new era.

Following an unprecedented career as one of the greatest athletes to ever play in the Atlantic Coast Conference, Meier quickly established herself in the coaching ranks. Following an impressive four-year tenure as the head coach at Charlotte where she helped bring the 49er program into national prominence, Meier made it clear that her goal was to make Miami one of the premier women's basketball programs in the country.

## Creating a Winning Program

In her first season, Meier wasted little time in making the first steps towards those goals. After receiving little attention in the ACC preseason polls, the Hurricanes posted an impressive overall record of 17-13. Fighting through a conference that would send nine teams to the postseason, including three to the NCAA Final Four. Miami finished with a sixth-place, 6-8 record in ACC play en route to earning a berth into the second round of the 2006 Women's National Invitation Tournament.

Throughout the season Miami posted wins over ranked teams such as Mississippi (No. 25), Boston College (No. 21) and Virginia Tech (No. 25) and nearly knocked off then-No. 1 Duke in double-overtime. The Hurricanes also recorded wins over two eventual conference champions in Hartford (America East) and Oakland (Mid-Continent). Under her direction, standout Tamara James produced one of the greatest seasons ever seen by a UM player in 2005-06 becoming the Miami's all-time leading scorer and selected as the No. 8 overall pick in the 2006 WNBA Draft by the Washington Mystics.

In Meier's second season in 2006-07, the Hurricanes got off to a strong start, winning seven of their first eight games--including a 79-70 win over Indiana to claim the UM Thanksgiving Tournament title. On Dec. 1, Meier picked up her 100th career victory as the Hurricanes defeated Jackson State, 77-50. However, with only eight healthy players to call upon by the start of the ACC schedule, Miami faced challenge after challenge competing in a league that ranked among the top-three strongest women's basketball conferences nationally and

produced two of the NCAA Tournament's four No. 1 seeds in 2006-07.

Renee Taylor emerged as the ACC's leading scorer--upholding Miami's streak of producing the league's leading scorer in all three years it had been a member. The All-ACC Second Team selection set school records in single-game scoring with 42 points at Houston and becoming the 19th Hurricane to score at least 1,000 points--and just the sixth to do so in her first two seasons. In addition, transfer Maurita Reid emerged as a defensive threat, tying the school record with 10 steals versus Wake Forest and finishing among the ACC's leaders and NCAA's top 10 in steals per game.

The 2007-08 season, Meier's third with the Hurricanes, saw Maurita Reid continue her rise among the ACC elite. The senior was nothing short of impressive shooting beyond the arc and picking opponent's pockets. She hit four or more three-pointers on 10 different occasions and finished the season with 110 steals, good for second in the conference and fifth in the NCAA.

The Queens, N.Y. native led the team in points (15.3 ppg) and rebounding (5.6 rpg) and was also named to the ACC All-Defensive Team.

## MEIER'S CAREER RECORDS

School	Years	Overall	Conference
Charlotte	2001-05	76-45	36-20
Miami	2005-pres.	183-134	69-81
Overall	14	259-179	105-101



With a No. 21 incoming recruiting class, Meier and the Hurricanes saw significant improvement during the 2008-09 season. The freshman class was highlighted by McDonald's All-American Shenise Johnson - out of Henrietta, N.Y. - and Riquana Williams - from nearby Pahokee, Fla.

Johnson lived up to the hype as she was the team leader on the season in points, rebounds, assists and steals. Under Meier's guidance, Johnson was named the ACC Rookie of the Week on three occasions and was named to the ACC All-Freshmen team as well as ACC Honorable Mention. The versatile guard/forward also led the U19 USA team to a gold medal finish in the 2009 World Championships in Bangkok, Thailand.

The 2009-10 season was one of the most successful in program history. Under Meier's vision, the Hurricanes advanced to the WNIT Championship game. Miami posted a 22-14 overall record - the first 20-win campaign since the 2002-03 season and just the eighth all-time in history.

In her sophomore season, Johnson was joined by a healthy Riquana Williams and the duo racked up accolades throughout the season. Johnson was named first team All-ACC, while Williams garnered second-team honors. The tandem led Miami to a 5-1 WNIT record - the deepest postseason run in team history - with both earning all-tournament honors along the way.

Following the 2009-10 campaign, then University of Miami Director of Athletics Kirby Hocutt announced that Meier signed a contract extension through 2015.

"We are excited about the tremendous progress our women's basketball team achieved this past season," said Hocutt. "Coach Meier continues to assemble a special group of talented young women at the University of Miami and we look forward to the future success of our program."

Miami's success proved to be immediate, as it earned a conference regular season title in 2010-11 and returned to the NCAA Tournament for the first time in seven seasons.

Johnson and Williams proved to be the All-America candidates that they were expect to come. In fact, Johnson was named to four different All-America squads, including the prestigious WBCA/State Farm Coaches' All-America Team. She also earned AP, USBWA and Full Court Press honors and became the second player in program history to be named the conference player of the year (Frances Savage - BIG EAST - 1992). Johnson also garnered All-ACC Defensive Team honors for the second straight season and was named to the ACC Tournament Team. Williams, along with Johnson, was named first team All-ACC and was the conference scoring champion, pouring in 21.7 points per game.

The duo combined for seven ACC Player of the Week accolades on the season as Williams took home the award on four occasions. No other team in the league was recognized more than twice for the weekly honor.

The season also saw the emergence of sophomore forward Morgan Stroman. The 6-1, 2009 McDonald's All-American matched Johnson for the team lead with 11 double-doubles on the season, as she scored 13.6 points and grabbed 8.2 rebounds per game. For her efforts she was named third team All-ACC.

Miami's success continued into the 2011-12 season. The Canes finished second in the conference standings with a record of 14-2 and were 26-6 overall. UM also defeated the eventual conference tournament champion - Maryland - both times they battled in the regular season.

Seniors Shenise Johnson and Riquana Williams continued to live up to the hype of being the nation's top backcourt duo as they were second and third in the league in scoring and each were again named first team All-ACC. The accolade was the third straight honor for Johnson and the second for Williams. Johnson was also named to the All-ACC Defensive Team for the third consecutive season. Johnson earned a place on five different All-America teams, including the WBCA squad for the second straight year. Williams earned AP All-America third team recognition in her final collegiate campaign as well.

Unfortunately, Morgan Stroman suffered a season-ending injury midway through the conference schedule, leaving a seemingly insurmountable void in the lineup. However, junior guard Stefanie Yderstrom stepped up to the occasion. The native of Sweden ended the season with more three-pointers than any other player in the league as was rewarded with a Third Team All-ACC selection.

Miami once again advanced to the NCAA Tournament as a No. 3 seed. The Canes traveled to Spokane, Wash., and defeated the No. 14 seed, Idaho State in the first round but fell to host Gonzaga in the second.

The Hurricanes went to a school record third straight NCAA Tournament in 2012-13, earning a No. 8 seed. Miami dropped its first round contest to ninth-seeded Iowa, the host school, but picked up two top-10 wins during the season. Meier's Hurricanes defeated No. 6/7 Penn State and knocked off No. 5/4 Duke on senior day, marking the first win over a team in the top four of either poll in program history and the school's first win over the Blue Devils, who went 20-1 against ACC opponents that season, including winning the ACC Tournament. Senior forward Morgan Stroman averaged 12.9 points and 8.8 rebounds, while senior guard Stefanie Yderstrom posted 11.7 points per game, and both received First Team All-ACC honors.

After reaching the WNIT in 2014, Meier guided the Hurricanes back to the NCAA Tournament in 2015 and the 11th-seeded Hurricanes defeated No. 6 seed Washington in the first round, before dropping their second round matchup against third-seeded Iowa, the host school. The victory over the Huskies made Meier the first coach in program history to win an NCAA Tournament game in three different years.

Earlier in the 2014-15 season, Miami also led the Hurricanes to the program's first win over a team in the top four of the AP Poll. They defeated No. 4/4 Notre Dame, 78-63, the Fighting Irish's only loss in their first two years in the ACC. Sophomore guard Adrienne Motley scored 32 points in the game and went on to be named First Team All-ACC by both the Blue Ribbon Panel and the ACC Coaches after averaging 16.9 points on 49.2 percent shooting. Meier also earned her 250th career win during the season.

### Establishing Her Legacy as a Player

Meier's success as a coach is a direct reflection of her playing career as a standout at Duke University. A four-year letterwinner for the Blue Devils under head coach Debbie Leonard from 1986-90, Meier's name is scattered throughout the Duke record books.

She currently ranks among the school's all-time career leaders in scoring average (16.2 points per game), steals (232), free throws made (447) and free throws attempted (624). She is also listed among Duke's leaders in career points (1,761), field goals made (653), field goals attempted (1,283), assists (409) and rebounding average (6.1 rebounds per game).

Meier wasted no time making her mark at Duke, earning ACC Rookie of the Year and Basketball Yearbook Freshman All-America honors 1986. Meier injured her knee in 1988 during her junior season and ultimately missed the entire 1989 campaign while recovering.

Meier returned to Duke for her senior season in 1990 without missing a beat, earning Kodak/WBCA District 2 All-America and All-ACC first team accolades while being named the Blue Devils' most valuable player.

In 2002, Meier was honored by Duke for her efforts as a player when she was named to the inaugural induction class in the Blue Devils' Hall of Honor. That same year Meier was named to the Atlantic Coast Conference's 50th Anniversary Team. In 2006, she was once again honored by the conference when she was named one of 12 ACC Tournament Legends at the 2006 ACC Women's Basketball Tournament.

Meier's success on the court was only outdone by her accomplishments in the classroom. She was named to the Dean's List from 1986-88. In 1988 she also earned GTE Academic All-America Second Team honors.

After earning a bachelor's degree in English literature with cum laude honors in 1989, Meier went on to earn a master's in Teaching English from Duke in 1990.

Following her playing career at Duke, Meier moved overseas to play three seasons with BBC Mini-Flat Waregem in Belgium from 1990-93. There, she helped lead her team to three First Division regular season titles and one Belgian Cup Championship.

While in Belgium, Meier also spent time teaching classes of conversational English while coaching teams of 15- to 17-year-olds.

A native of Wheaton, Ill., Meier graduated from Wheaton High School in 1985 and in October 2009 was inducted into her high school's athletic hall of fame.

### MEIER YEAR-BY-YEAR

Year	School	Overall W-L	Conference W-L	Finish	Post-Season
2001-02	Charlotte	16-13	7-7	t-7	
2002-03	Charlotte	21-9	12-2	1	NCAA 0-1
2003-04	Charlotte	17-14	8-6	7	WNIT 1-1
2004-05	Charlotte	22-9	9-5	t-5	WNIT 0-1
2005-06	Miami	17-13	6-8	6	WNIT 1-1
2006-07	Miami	11-19	2-12	11	
2007-08	Miami	9-21	2-12	12	
2008-09	Miami	13-17	2-12	t-10	
2009-10	Miami	22-14	4-10	t-10	WNIT 5-1
2010-11	Miami	28-5	12-2	t-1	NCAA 1-1
2011-12	Miami	26-6	14-2	2	NCAA 1-1
2012-13	Miami	21-11	11-7	t-4	NCAA 0-1
2013-14	Miami	16-15	8-8	8	WNIT 0-1
2014-15	Miami	20-13	8-8	8	NCAA 1-1
	Overall	259-179	105-101		10-10



# ASSISTANT COACH DARRICK GIBBS

10th Season | Wofford, 1990

Darrick Gibbs completed his 10th season as an assistant coach with the University of Miami women's basketball team and helped guide the Hurricanes to their sixth consecutive postseason appearance in 2014-15.

Gibbs has been vital to the Hurricanes' success. He is responsible for post development and scheduling and his recruiting efforts have helped Miami earn three top-25 classes during his tenure.

Gibbs joined the UM coaching ranks prior to the 2005-06 season, and helped lead UM to a 17-13 record and an appearance at the 2006 WNIT in his first season with the Hurricanes.

Prior to his arrival at UM, Gibbs served as an assistant coach under Katie Meier at the University of North Carolina at Charlotte for two seasons from 2003-05. While at Charlotte, Gibbs helped Meier lead the 49ers to two WNIT appearances, including Charlotte's first postseason victory with a 78-71 win over Clemson in the 2004 WNIT. The 49ers put together 39-23 record in those two seasons, including a 22-9 mark in 2004-05 to tie for the third-most single-season wins in Charlotte history.

As one of the 49ers' main recruiting contacts, Gibbs played a major role in putting together their 33rd-ranked 2004 recruiting class during his first season at Charlotte.

Gibbs joined the Charlotte coaching staff in 2003 following a two-year stay at the College of Charleston where he served as an assistant coach from 2001-03. His responsibilities with the Cougars included recruiting, organizing practice schedules, scouting opponents and coordinating team travel.

Prior to his stint at the College of Charleston, Gibbs spent three seasons at Wofford College. As an undergraduate, he served as a student assistant with the Terriers from 1998-00, and remained with the team as an assistant during the 2000-01 season.

Originally from Pawleys Island, S.C., Gibbs received a bachelor's degree in psychology from Wofford in 2000.

Gibbs and his wife D'Erica were married in April of 2009 and have two daughters Daisha Denise and Desiree Ciara.



# ASSISTANT COACH OCTAVIA BLUE

Third Season | Miami, 1998

Octavia Blue just completed her third season as an assistant coach for the Miami Hurricanes in 2014-15. A Miami player from 1994-98, Blue is the Hurricanes' recruiting coordinator and is responsible for the development of Miami's post players.

Three seasons into her stint at Miami, Blue has coached three All-ACC players in guard Adrienne Motley, forward Morgan Stroman and guard Stefanie Yderstrom. Under the tutelage of Blue and the Miami coaching staff, former Canes center Pepper Wilson signed with the WNBA's Minnesota Lynx, while Stroman inked a deal to play professionally in Spain.

In addition to Blue's presence on the recruiting trail and post player development, she has also coached the Hurricanes to a trio of postseason appearances—the NCAA Tournament in 2013 and 2015, and the WNIT in 2014.

The University of Miami welcomed back one of its own as women's basketball head coach Katie Meier named Octavia Blue the Hurricanes' newest assistant coach on May 2, 2012.

Prior to her return to Miami, Blue spent three seasons as an assistant coach and recruiting coordinator at Georgia Tech. During her time in Atlanta, the Yellow Jackets posted three 20-plus win seasons, made three NCAA tournament appearances and reeled in two Top 25 recruiting classes (24th in 2011 and 13th in 2012).

Also developing post players at Georgia Tech, Blue coached three All-ACC players and three WNBA Draft picks. Post player Brigitte Ardossi was drafted by the Atlanta Dream in the second round in 2010, Alex Montgomery was taken in the first round by the New York Liberty in 2011 and another post player, Sasha Goodlett was picked in the first round in 2012 by the Indiana Fever.

Blue's first season as an assistant coach was in 2008-09 at St. Johns, where she helped the Red Storm advance to the WNIT. Under the guidance of Blue, post player Dashena Stevens was named the 2008-09 Big East Rookie of the Year.

Blue, who amassed 1,724 points as a Hurricane from 1994-98, went on to play a nine-year professional basketball career.

After her decorated collegiate career, Blue was selected 15th overall in 1998 by the Los Angeles Sparks, becoming Miami's first WNBA Draft pick.

She had a lengthy professional career that lasted from 1998-2006, which included playing for two WNBA teams (Sparks and Houston Comets) and international clubs in Greece, Israel, France, Turkey, and Poland.

Blue returned to school to complete her degree in sociology/sport management in 2007 and, in 2008, was inducted into the UM Sports Hall of Fame and named an ACC Women's Basketball Legend.



# ASSISTANT COACH ZACH KANCHER

First Season | George Washington, 2003

Head women's basketball coach Katie Meier announced the hiring of Zach Kancher as the newest assistant coach for the University of Miami women's basketball team before the 2014-15 season and he has now completed his first year with the program.

Highly regarded within college basketball circles, Kancher comes to Coral Gables with over a decade of experience ranging from the high school level to the highest level of Division I women's basketball.

"Zach is an absolutely tremendous hire for us," Meier said. "I felt very challenged trying to find a coach to replace Carolyn Kieger. It was a very big hire for our program. The challenge was to find high basketball IQ with a tenacious personality and a great court demeanor—and I think we found all of that in Zach. I also think he's going to help us recruit the northeast, which he's done for many years. His track record as a head coach and his proven success going to the Final Four with Maryland, he really adds a lot to our program and it's something that we are very excited about. I have so much respect for Coach Frese and the Maryland staff and that's a big reason why Zach was at the top of our list."

Kancher has spent the previous three seasons (2011-14) as the Director of Scouting and Player Development for the University of Maryland, where he helped the Terrapins reach the NCAA Sweet 16 or beyond each year.

"I'm extremely grateful to Coach Meier for granting me this opportunity to become a Hurricane," Kancher said. "She runs a first-rate program that has won an ACC Championship in the last five years. The ACC is a fantastic league for women's basketball and Miami has proven to be a perennial championship contender. I can't express how fortunate I've been to have learned from Coach Frese at Maryland and the experience I've had in the past three years—reaching a Final Four and winning an ACC Championship. I will hopefully be able to replicate that success at Miami, and I couldn't be any more excited."

In his role under head coach Brenda Frese, Kancher was responsible for scouting report generation of opponents including full breakdowns and analysis, analytics, and personnel tendencies.

"Miami made a terrific hire in Zach," Maryland head coach Brenda Frese said. "He will have an instant impact on their program like he did ours. He's a dynamic guy who is really passionate about the game and life in general. We are really proud of what he did here at Maryland and look forward to seeing him grow in his role at Miami."

Prior to his time in College Park, Md., Kancher coached three seasons as the top assistant at Division II Goldey-Beacom College, and in his final two years also took on the role of recruiting coordinator while guiding the Lightning to a CACC Championship and NCAA tournament appearance.

His first stop in the collegiate ranks came at the Division III College of Mount Saint Vincent, where he was the head coach and assistant athletic director for operations and facilities. In his lone season at Mount Saint Vincent, Kancher led his team to the ECAC-Metro Quarterfinals, to the Skyline Conference Semifinals, and to the Hudson Valley Athletic Conference Championship.

In his first coaching stop, Kancher spent four seasons at The Shipley School, spending two as the assistant boys coach and two as the head varsity coach. In 2006-07, The Shipley School went 22-6 under Kancher with appearances in the Pennsylvania Independent School Finals and the Friends School League Finals.

Kancher spent his undergraduate years as a practice player for the women's basketball team at The George Washington University from 1999-2003, while earning his bachelor's degree in English with a minor in creative writing.

Currently, Kancher is working towards his master's degree in sport administration from Canisius College.

## Basketball Staff



# LONETTE HALL | DIRECTOR OF OPERATIONS / RECRUITING

University of Miami head coach Katie Meier announced in May of 2012 that Lonette Hall had been added to her staff as the Director of Women's Basketball Operations.

Hall served as an assistant coach with the Hurricanes from 2007-10 and was a driving force behind the 2008 recruiting class that included recently departed seniors Shenise Johnson, Riquna Williams and Sylvia Bullock. The same position was held by Hall during the 2006-07

season, before she moved into her coaching role.

Hall will be responsible for team travel and will act as the team's liaison between the coaching staff and the academics, compliance and housing departments. Among some of her other duties are season-ticket holder relations.

Hall came to Miami following a one-year stint as the head girl's basketball coach at

R.L. Paschal High School in Fort Worth, Texas, in 2004-05.

In addition to the day-to-day coaching duties, Hall also managed the program's budget and marketing activities, and oversaw the team's booster club. She also organized HOOP Group, a youth basketball program in the Fort Worth area. Hall spent six years at TCU, serving as an assistant coach with the Lady Frogs from 1999-2003 and as the Director of Basketball Operations during the 2003-04 season.

A native of Oxnard, Calif., Hall served in the United States Navy from 1986-88. She earned an associate's degree in art from Ventura Junior College in 1991 and went on to earn a bachelor's degree in kinesiology from Cal State University-Northridge in 1994. Hall added a master's degree in sports administration from Wisconsin-La Crosse in 1996.



## MARGIE GILL | DIRECTOR OF OPERATIONS / ASST. TO HC

Head women's basketball coach Katie Meier announced the hiring of Margie Gill as Director of Women's Basketball Operations/Special Assistant to the Head Coach in July of 2014.

Gill has over 15 years of women's basketball operations experience, including seven years at both Ole Miss and Florida. Gill has also spent time on campus away from athletics, having spent three years in an administrative capacity at Chowan University.

A graduate of the University of Florida, Gill earned a degree in exercise science with an emphasis in sport management. She served as team manager at UF under former Rebel coach Carol Ross for four years and was head manager her final two seasons. Upon completion of her classes, Gill moved into the Director of Basketball Operations job at Florida and stayed with Coach Ross and the Gators for seven more years.

A native of McKees Rocks, Pa., Gill is married to Steven Gill. The couple has one son, Riley.



## JASMAN MARKS | STRENGTH & CONDITIONING COACH

In August 2013, Jasman Marks joined the University of Miami as an assistant strength and conditioning coach, focusing on Canes women's basketball and swimming.

swimming programs as well assisted with football. Previously, Marks spent a year overseeing the women's golf and women's tennis programs.

Before landing at SMU, Marks spent time on the strength and conditioning staffs at LSU and with the New Orleans Voodoo of the Arena Football League.

For three years, Marks also served at the sports performance director of Velocity Sports Performance-a company that specializes in providing professional level training to athletes of all ages.

Marks completed his undergraduate work at Nicholls State, where he earned a degree in sports science and wellness. Later, Marks received his master's degree in kinesiology with a concentration in coaching education from Georgia Southern

COACHES



## ALANA BROWN | ATHLETIC TRAINER


Alana Brown is in her sixth year as an assistant athletic trainer at the University of Miami. She is primarily responsible for the health care of the women's basketball team and spirit squad.

Prior to working with UM, Brown was an athletic trainer with Select Medical Corporation in Orlando, where she worked with the entertainment cast members at Disney World. Her responsibilities included immediate care, recognition, greenroom and show coverage, individual strength and conditioning program design and implementation, and providing

interventions.

Before working at Disney World, Brown served as an assistant athletic trainer for Ohio University for more than two years, handling the daily medical needs for the women's basketball, women's volleyball and softball teams. In addition to handling all general athletic training responsibilities, she also served as an approved clinical instructor for CAATE (Commission on Accreditation of Athletic Training Education).

Brown earned her bachelor's degree in science from UCF in 2003, and added a masters' degree in the administration of higher education with a minor in sports management in 2005 from Auburn. She was a graduate assistant athletic trainer for the Tigers, primarily covering the football and equestrian teams.



## YONI DAGAN | ASSOCIATE DIRECTOR OF BASKETBALL OPERATIONS

In January 2015, Yoni Dagan was promoted to the Associate Director of Basketball Operations for the Miami women's basketball team. Dagan has numerous responsibilities, including overseeing filming of games and practices, creating highlight videos, film exchange, assisting with opponent scouting, management of student workers, and tracking advanced stats, among other duties. Dagan has previously served in three other capacities

with the program, first as an intern during the 2012-13 season, primarily assisting the video coordinator. In the fall of 2013 he was then named the Director of Player Development, a role that included shot charting, playbook maintenance, assisting with opponent scouting, and more. In June 2014 he was named the team's Video Coordinator, before being promoted to his current role the first month of 2015.

An Aventura, Fla. native, Dagan graduated from the University of Florida in the spring of 2011 with a BA in Business and a MA in International Business.



## KRYSTAL SAUNDERS | COORDINATOR OF PLAYER DEVELOPMENT

Hired at her alma mater as the Coordinator of Player Development July 1, 2014, Krystal Saunders has a variety of roles with the team. Saunders organizes practices, tracks runs during games, oversees player programs, logs in-game scoring, and more.

A 2014 graduate of the University of Miami, Saunders made the NCAA Tournament in three of her four


years as a Hurricane and was a member of the 2010-11 team that won the ACC regular season title. A former Miss Florida Basketball in high school, Saunders started 65 games in her college career and averaged 8.8 points as a senior in addition to leading the team in minutes per game at 31.5.



# SUPPORT STAFF




**Blake James**  
Director of Athletics



**Tony Hernandez**  
Deputy AD / Business



**Jennifer Strawley**  
Deputy AD / SWA




**Jason Layton**  
Sr. Assoc. AD / Comm. & Sales




**Tim Wise**  
Sr. Assoc. AD / Facilities



**Craig Anderson**  
Assoc. AD / Compliance



**Brian Bowsher**  
Assoc. AD / Marketing & Digital Strategy




**Alex Schwartz**  
Communications



**Leah Gross**  
Marketing



**Michael Turner**  
Assistant AD / Events



**Chris Althoff**  
Events

COACHES



## HURRICANES

---

Photo Roster.....	15
Erykah Davenport & Aisha Edwards.....	16
Nigia Greene & Keyanna Harris .....	17
® Keyona Hayes.....	18
Suriya McGuire.....	19
Adrienne Motley .....	20
Laura Quevedo & Khaila Prather .....	21
Necole Sterling .....	22
Jessica Thomas.....	23
Jassany Williams .....	24
Michelle Woods.....	25

# 2014-15 Photo Roster



**30**  
**ERYKAH DAVENPORT**  
Fr. | F | 6-2  
Tucker, Ga. | Tucker



**14**  
**AISHA EDWARDS**  
Fr. | G | 5-8  
Boca Raton, Fla. | West Boca Raton



**5**  
**NIGIA GREENE**  
Rfr. | G | 5-10  
Atlanta, Ga. | St. Francis



**0**  
**KEYANNA HARRIS**  
Fr. | F | 6-0  
Riviera Beach, Fla. | William T. Dwyer



**20**  
**KEYONA HAYES**  
Jr. | F | 6-1  
Marietta, Ga. | St. Francis



**33**  
**SURIYA MCGUIRE**  
Sr. | G | 5-11  
Minneapolis, Minn. | Roosevelt



**23**  
**ADRIENNE MOTLEY**  
So. | G | 5-9  
Newport News, Va. | Woodside



**25**  
**KHAILA PRATHER**  
Fr. | F | 6-1  
Upper Marlboro, Md. | Riverdale Baptist



**15**  
**NECOLE STERLING**  
Sr. | F | 5-10  
Los Angeles, Calif. | Gulf Coast St. Coll. | Stonewall Jackson



**3**  
**JESSICA THOMAS**  
So. | G | 5-6  
Gainesville, Fla. | Buchholz



**21**  
**JASSANY WILLIAMS**  
RSr. | F | 6-2  
Davie, Fla. | Auburn | Nova



**10**  
**MICHELLE WOODS**  
RJR. | G | 5-8  
Naples, Fla. | Community



**KATIE MEIER**  
Head Coach



**OCTAVIA BLUE**  
Assistant Coach



**DARRICK GIBBS**  
Assistant Coach



**ZACH KANCHER**  
Assistant Coach



**LONNETTE HALL**  
Director of Operations



**MARGIE GILL**  
Director of Operations

HURRICANES





# KEYANNA HARRIS

Freshman | Forward | 6-0



Riviera Beach, Fla. | William T. Dwyer

**2014-15 (Freshman):** Played in 23 games and finished the season with 25 points, 15 rebounds, 14 steals, and eight assists . . . Connected on 8-of-11 free throws in her first season at Miami . . . Made her Hurricane debut against Oakland (11/14), recording two steals . . . Posted the first points, rebound and assist of her career in the win over UNF (11/21) . . . Set several career highs against Illinois State (11/28), including minutes (17), points (nine), assists (three), field goals (four), and field goal attempts (five), as well recorded her first block and made three-pointer . . . Scored her first career points in ACC play at No. 9/8 Florida State (2/8) . . . Scored five points, the second most of her career, to help Miami to a win at No. 23/22 Syracuse (2/12) . . . Had three assists at Wake Forest (2/26), tying for the team lead and matching her career high, while also setting career bests in free throws made (three) and attempted (three).

**High School:** Graduated from William T. Dwyer High School in 2014 . . . Averaged 20.4 points, 9.3 rebounds, 4.1 assists, and 5.3 steals as a senior . . . McDonald's All-American Game nominee . . . Named the Palm Beach Post Large Schools Player of the Year as a junior, as well as the *Sun Sentinel* 8A Player of the Year . . . Palm Beach County Athletic Association First Team selection as a junior . . . Won a district title and finished as the state runner-up her junior year . . . First team all-conference as a sophomore . . . Second team all-county and Outstanding Rookie of the Year as a freshman . . . Member of the track & field team . . . Set the school record in the high jump and made Regionals . . . Named to the Honor Roll . . . Notable Dwyer alumni in athletics include Alonzo Gee of the Denver Nuggets and Matt Elam of the Baltimore Ravens.

**Personal:** Full name is Keyanna Renika Harris . . . Nickname is Keke . . . Born Feb. 14, 1995 . . . Parents are Lamar and Beverly Harris . . . Has an older sister, Shamar, and an older brother, Chris . . . Sister plays basketball at Lynn University . . . Intends to major in journalism and broadcasting . . . Loves to dance . . . Lists former Miami All-American Shenise Johnson as her role model and favorite athlete . . . Cousin, Jumaine Jones, played in the NBA.

2014-15			
Opposition	P	R	A
Oakland	0	0	0
at Middle Tennessee	0	0	0
UNF	2	1	1
Arizona State	-	-	-
Illinois State	9	2	3
Tulsa	0	1	0
Wisconsin	0	0	0
Jacksonville	2	2	0
Coppin State	2	0	1
vs. UCLA	-	-	-
at Tulane	0	0	0
Florida A&M	0	2	0
LSU	-	-	-
Boston College	0	0	0
Notre Dame	-	-	-
at Virginia Tech	0	0	0
Clemson	0	1	0
at Duke	0	1	0
Virginia	0	0	0
at Louisville	-	-	-
at Pittsburgh	0	1	0
Virginia Tech	0	1	0
at Florida State	2	1	0
at Syracuse	5	0	0
Georgia Tech	0	0	0
at NC State	0	1	0
North Carolina	-	-	-
at Wake Forest	3	0	3
Florida State	0	0	0
vs. Virginia	-	-	-
vs. Notre Dame	-	-	-
vs. Washington	-	-	-
at Iowa	-	-	-

## Harris Season / Career Highs

### Points

Season: 9, vs. Illinois State, 11/28/14  
 Career: 9, vs. Illinois State, 11/28/14

### Rebounds

Season: 2\*, vs. Florida A&M, 12/28/14  
 Career: 2\*, vs. Florida A&M, 12/28/14

### Assists

Season: 3\*, at Wake Forest, 2/26/15  
 Career: 3\*, at Wake Forest, 2/26/15

### Steals

Season: 2\*, vs. Wisconsin, 12/4/14  
 Career: 2\*, vs. Wisconsin, 12/4/14

### Blocked Shots

Season: 1\*, vs. Florida A&M, 12/28/14  
 Career: 1\*, vs. Florida A&M, 12/28/14

### Field Goals

Season: 4, vs. Illinois State, 11/28/14  
 Career: 4, vs. Illinois State, 11/28/14

### Field Goal Attempts

Season: 5\*, at Syracuse, 2/12/15  
 Career: 5\*, at Syracuse, 2/12/15

### Free Throws

Season: 3, at Wake Forest, 2/26/15  
 Career: 3, at Wake Forest, 2/26/15

### Free Throw Attempts

Season: 4, at Wake Forest, 2/26/15  
 Career: 4, at Wake Forest, 2/26/15

### 3-Point Field Goals

Season: 1, vs. Illinois State, 11/28/14  
 Career: 1, vs. Illinois State, 11/28/14

### 3-Point Field Goal Attempts

Season: 2, vs. Illinois State, 11/28/14  
 Career: 2, vs. Illinois State, 11/28/14

### Minutes

Season: 17, vs. Illinois State, 11/28/14  
 Career: 17, vs. Illinois State, 11/28/14

\*Recorded more than once with most recent listed

HURRICANES

## CAREER STATISTICS

Season	GP	GS	Min.	Avg.	FG	Total			3-Point			Free Throws			Rebounds			Blk	Stl	Pts.	Scoring Avg.
						FGA	Pct.	FT	FTA	Pct.	REB	Avg.	Ast.	TO							
2014-15	23	0	148	6.4	8	23	.343	1	5	.200	8	11	.727	15	0.7	8	14	2	14	25	1.1
CAREER	23	0	148	6.4	8	23	.343	1	5	.200	8	11	.727	15	0.7	8	14	2	14	25	1.1



# JESSICA THOMAS

Sophomore | Guard | 5-6

Gainesville, Fla. | Buchholz

**As a Sophomore (2014-15):** Started 32 of 33 games and led Miami in total assists (74) and made three-pointers (45) . . . Finished second on the team in points (9.3), steals (1.2) and minutes (26.3) per game . . . Posted double figures 13 times, ending the season with the three highest points totals of her career in the final three games . . . Pulled down five-plus rebounds four times in the final seven games of the year after doing so just twice in the first 57 games of her career . . . Recorded a game-high four assists in the season opener against Oakland (11/14) . . . Led the team with a then-career-high 17 points and three made three-pointers at Middle Tennessee (11/17) . . . Scored 11 points and had a game-high five assists in the win over UNF (11/21) . . . Had 14 points and a game-high five assists against Illinois State (11/28) . . . Posted 10 points and tied for a game-high three assists in the Miami Thanksgiving Tournament championship win over Tulsa (11/29) . . . Scored 13 points, hit three shots from three-point range and tied for a game-high five rebounds against Jacksonville (12/6) . . . Tied game highs with five assists, matching her season best, and three steals, equaling her then-career high, in the win over Coppin State (12/13) . . . Scored 11 points in the victory against Florida A&M (12/28) and set a new career high in steals with five . . . Finished with 12 points, four rebounds and three assists against Boston College (1/4) . . . Netted a then-career-high 18 points and matched her then-career best with six made field goals in the victory over Virginia (1/21), while also committing just one turnover in 25 minutes and making all four of her free throw attempts . . . Had zero turnovers in a then-career-high 35 minutes at fourth-ranked Louisville (1/25), while tying for the team lead in assists and steals with three each . . . Posted 14 points at No. 9/8 Florida State (2/8) to tie for the team lead . . . Had eight points, a career-high seven assists, four rebounds, and just two turnovers in a then-career-high-tying 35 minutes of play in the win at No. 23/22 Syracuse (2/12) . . . Dished out a game-high-tying five assists at NC State (2/19), her fifth game of the season with five-plus assists . . . Scored 12 points and tied for the team lead with a career-high nine rebounds against No. 17/14 North Carolina (2/22) . . . Posted five rebounds and tied for the game high with three assists in the win over Virginia (3/5) in the second round of the ACC Tournament . . . Scored a career-high 24 points on 9-of-14 shooting to lead all players in scoring against second-ranked Notre Dame (3/6) in the ACC Tournament quarterfinals, while also setting career bests in field goals made (nine) and minutes played (36) . . . Posted 19 points and six rebounds in Miami's win over No. 6 seed Washington (3/20) in the first round of the NCAA Tournament and also set career highs in free throws made (six) and attempted (10) . . . Scored a team-high 20 points, tied for the team lead with three assists and played a career-high 37 minutes in the second round of the NCAA Tournament against third-seeded Iowa (3/22).

**As a Freshman (2013-14):** Played in all 31 games, starting two . . . Averaged 5.1 points, 1.9 rebounds and 1.6 assists in 17.2 minutes per game . . . Totaled 158 points, 58 rebounds and 50 assists in 533 minutes . . . Hit 34.2 percent (52-152) of shots from field, 26.1 percent (24-92) from free and 73.2 percent (30-41) at free throw line . . . Appeared in every ACC game where she averaged 3.8 points and 1.5 rebounds in 14.7 minutes . . . Totaled 60 points, 22 assists and 24 rebounds . . . Hit 29.9 percent (20-67) shots from field, 17.5 percent (7-40) from three and 92.9 percent (13-14) at free throw line . . . Scored in double-figures in first five games of career . . . Finished the year with eight double-figure scoring games . . . Season highs: 15 points at Oakland, 11/19/13; 5 rebounds at Oakland, 11/19/13; 6 assists at Oakland, 11/19/13; 3 steals vs. Yale, 11/25/13; 29 minutes played vs. UNF, 11/8/13.

**High School:** Graduated from Buchholz High School in 2013 . . . Named 2013 Florida Miss Basketball . . . Was named all-state, first team all-area, 7A MVP, and Father Lopez Christmas Tournament MVP . . . Was named team captain and Queen of the Court . . . Averaged 32 points, six assists and three steals in senior season . . . Team won class 7A State Championship . . . Was also member of women's golf team . . . Member of National Honor Society and was named Scholar Athlete of the Year.

**Personal:** Full name is Jessica Lauren Thomas . . . Goes by JT . . . Born on Oct. 27, 1994, in Gainesville, Fla. . . Majoring in communications . . . Daughter of Tara and Larone Thomas . . . Has three older brothers, Eric, Daren and Lamar, who played football at Miami and in the NFL.

Opposition	2013-14		
	P	R	A
UNF	13	2	2
Richmond	10	4	1
Middle Tennessee	11	4	2
at Oakland	15	5	6
Yale	10	2	3
St. Francis Brooklyn	9	4	2
Missouri	3	1	0
at Minnesota	0	1	0
Coppin State	4	2	0
at Arizona State	10	2	1
Morgan State	2	4	3
New Mexico	2	1	2
Penn	3	1	2
at Wake Forest	4	4	0
Florida State	0	1	1
at Virginia Tech	9	3	2
at Boston College	4	0	1
NC State	5	0	1
at Notre Dame	7	2	3
at Clemson	11	3	2
Duke	0	2	2
at North Carolina	4	3	5
Georgia Tech	11	3	4
Maryland	0	0	0
at Florida State	0	1	0
Syracuse	2	0	0
Wake Forest	0	0	0
at Virginia	3	2	0
Pittsburgh	0	0	1
vs. Florida State	6	1	2
Stetson	2	2	3

Opposition	2014-15		
	P	R	A
Oakland	7	2	4
at Middle Tennessee	17	2	0
UNF	11	3	5
Arizona State	5	0	2
Illinois State	14	1	5
Tulsa	10	4	3
Wisconsin	5	1	1
Jacksonville	13	5	1
Coppin State	8	2	5
vs. UCLA	0	2	1
at Tulane	5	3	1
Florida A&M	11	0	3
LSU	9	1	2
Boston College	12	4	3
Notre Dame	2	2	0
at Virginia Tech	9	1	1
Clemson	9	2	2
at Duke	8	2	3
Virginia	18	0	2
at Louisville	8	3	4
at Pittsburgh	7	3	0
Virginia Tech	2	3	0
at Florida State	14	3	1
at Syracuse	8	4	7
Georgia Tech	5	3	2
at NC State	0	2	5
North Carolina	12	9	1
at Wake Forest	4	5	3
Florida State	3	0	0
vs. Virginia	8	5	3
vs. Notre Dame	24	3	1
vs. Washington	19	6	1
at Iowa	20	1	3

## Thomas Season / Career Highs

- Points**  
Season: 24!, vs. Notre Dame, 3/6/15  
Career: 24!, vs. Notre Dame, 3/6/15
- Rebounds**  
Season: 9, vs. North Carolina, 2/22/15  
Career: 9, vs. North Carolina, 2/22/15
- Assists**  
Season: 7, at Syracuse, 2/12/15  
Career: 7, at Syracuse, 2/12/15
- Steals**  
Season: 5, vs. Florida A&M, 12/28/14  
Career: 5, vs. Florida A&M, 12/28/14
- Blocked Shots**  
Season: 1\*, vs. North Carolina, 2/22/15  
Career: 1\*, vs. North Carolina, 2/22/15
- Field Goals**  
Season: 9+, vs. Notre Dame, 3/6/15  
Career: 9!, vs. Notre Dame, 3/6/15
- Field Goal Attempts**  
Season: 22+, at Iowa, 3/22/15  
Career: 22+, at Iowa, 3/22/15
- Free Throws**  
Season: 5, vs. LSU, 12/29/14  
Career: 5, vs. LSU, 12/29/14
- Free Throw Attempts**  
Season: 6, vs. LSU, 12/29/14  
Career: 7, at Oakland, 11/19/13
- 3-Point Field Goals**  
Season: 3+\*, at Iowa, 3/22/15  
Career: 4, at Oakland, 11/19/13
- 3-Point Field Goal Attempts**  
Season: 11+, at Iowa, 3/22/15  
Career: 11+, at Iowa, 3/22/15
- Minutes**  
Season: 37+, at Iowa, 3/22/15  
Career: 37+, at Iowa, 3/22/15

\* Recorded more than once with most recent listed  
! ACC Tournament game  
+ NCAA Tournament game

HURRICANES

Season	CAREER STATISTICS			Min.	Avg.	Total			3-Point			Free Throws			Rebounds				Scoring		
	GP	GS	Min.			FG	FGA	Pct.	FG	FGA	Pct.	FT	FTA	Pct.	REB	Avg.	Ast.	TO	Blk	Stl	Pts.
2013-14	31	2	533	17.2	52	152	.342	24	92	.261	30	41	.732	58	1.9	50	57	3	27	158	5.1
2014-15	33	32	868	26.3	106	309	.343	45	155	.290	50	68	.735	88	2.7	74	66	2	41	307	9.3
TOTAL	64	34	1401	21.9	158	461	.343	69	247	.279	80	109	.734	146	2.3	124	123	5	68	465	7.3



# NIGIA GREENE

RS Freshman | Guard | 5-10

# #5

Atlanta, Ga. | St. Francis

**As a Redshirt Freshman (2014-15):** Played in all 33 games with four starts and scored double digits seven times . . . Shot 81.8 percent (18-of-22) from the free throw line, the best mark of any Hurricane, and also finished third on the team in total steals (35) . . . Scored eight points and shot 2-of-3 from three-point range in her Miami debut against Oakland (11/14) . . . Scored 10 points in her first career road game at Middle Tennessee (11/17) . . . Posted seven points in the first start of her career in Miami's win over UNF (11/21) . . . Tied for the team lead with a career-high 16 points against Illinois State (11/28) and also posted multiple steals for third straight game, leading or sharing the team lead each time . . . Had 12 points in the Hurricanes' win over Jacksonville (12/6) . . . Scored a game-high 11 points against Coppin State (12/13), giving her double digits for the fourth time in her first nine career games . . . Had eight points and hit two three-pointers in Miami's win over UCLA (12/18) . . . Posted 14 points and set career highs in made three-pointers (three) and minutes played (27) against Florida A&M (12/28) . . . Recorded 12 points, the second most on the team, in a victory at Virginia Tech (1/11) . . . Scored 11 points, tied a career best with a team-high three steals and set career highs in free throws made (three) and attempted (four) against Georgia Tech (2/15).

**As a Freshman (2013-14):** Redshirted due to knee injury.

**High School:** Graduated from St. Francis High School in 2013 . . . Was ranked No. 41 overall in the nation and eighth at position according to ESPN HoopGurlz . . . Averaged 18 points per game while leading St. Francis to a 25-6 record . . . Played for Peak Performance National . . . Named to North Fulton All-Metro Honorable Mention . . . As a sophomore was named Georgia All-State Class A Second Team.

**Personal:** Full name is Nigia Greene . . . Goes by Gia . . . Born on Oct. 5, 1994, in Chesapeake, Va. . . Majoring in computer science . . . Hobbies include shopping and listening to music . . . Daughter of Shikena Greene.

2014-15			
Opposition	P	R	A
Oakland	8	1	0
at Middle Tennessee	10	3	0
UNF	7	2	2
Arizona State	0	1	0
Illinois State	16	2	0
Tulsa	3	2	0
Wisconsin	3	0	0
Jacksonville	12	1	1
Coppin State	11	3	0
vs. UCLA	8	1	1
at Tulane	0	0	0
Florida A&M	14	3	2
LSU	7	1	0
Boston College	2	3	0
Notre Dame	2	0	0
at Virginia Tech	12	2	0
Clemson	4	3	1
Duke	6	0	0
Virginia	7	0	1
at Louisville	0	1	1
at Pittsburgh	0	0	0
Virginia Tech	0	1	0
at Florida State	2	0	0
at Syracuse	5	4	1
Georgia Tech	11	2	1
at NC State	0	0	0
North Carolina	0	0	1
at Wake Forest	4	1	0
Florida State	4	2	0
vs. Virginia	4	3	0
vs. Notre Dame	2	2	1
vs. Washington	0	0	1
at Iowa	3	2	0

## Greene Season / Career Highs

### Points

Season: 16, vs. Illinois State, 11/28/14  
 Career: 16, vs. Illinois State, 11/28/14

### Rebounds

Season: 4, at Syracuse, 2/12/15  
 Career: 4, at Syracuse, 2/12/15

### Assists

Season: 2\*, vs. Florida A&M, 12/28/14  
 Career: 2\*, vs. Florida A&M, 12/28/14

### Steals

Season: 3\*, vs. Georgia Tech, 2/15/15  
 Career: 3\*, vs. Georgia Tech, 2/15/15

### Blocked Shots

Season: N/A  
 Career: N/A

### Field Goals

Season: 6, vs. Illinois State, 11/28/14  
 Career: 6, vs. Illinois State, 11/28/14

### Field Goal Attempts

Season: 15, vs. Illinois State, 11/28/14  
 Career: 15, vs. Illinois State, 11/28/14

### Free Throws

Season: 3, vs. Georgia Tech, 2/15/15  
 Career: 3, vs. Georgia Tech, 2/15/15

### Free Throw Attempts

Season: 4, vs. Georgia Tech, 2/15/15  
 Career: 4, vs. Georgia Tech, 2/15/15

### 3-Point Field Goals

Season: 3, vs. Florida A&M, 12/28/14  
 Career: 3, vs. Florida A&M, 12/28/14

### 3-Point Field Goal Attempts

Season: 8, vs. Coppin State, 12/13/14  
 Career: 8, vs. Coppin State, 12/13/14

### Minutes

Season: 27, vs. Florida A&M, 12/28/14  
 Career: 27, vs. Florida A&M, 12/28/14

\* Recorded more than once with most recent listed

HURRICANES

## CAREER STATISTICS

Season	GP	GS	Min.	Avg.	FG	Total FGA	Pct.	FG	3-Point FGA	Pct.	FT	Free Throws FTA	Pct.	Rebounds	REB Avg.	Ast.	TO	Blk	Stl	Pts.	Scoring Avg.
2014-15	33	4	497	15.1	60	155	.387	29	103	.282	18	22	.818	46	1.4	14	27	0	35	167	5.1
CAREER	33	4	497	15.1	60	155	.387	29	103	.282	18	22	.818	46	1.4	14	27	0	35	167	5.1



# MICHELLE WOODS

RS Junior | Guard | 5-8

Naples, Fla. | Community

**As a Redshirt Junior (2014-15):** Played in all 33 games with 15 starts and posted double figures in points 13 times, with 10 in the final 17 games . . . Ranked second on the team in total assists (73), free throws made (77) and free throws attempted (112), plus third in made three-pointers (36) . . . Finished third on Miami in both points (8.5) and minutes (25.9) per game . . . Started the season opener against Oakland (11/14) in her return to the court . . . Scored 11 points in the road opener at Middle Tennessee (11/17), setting then-career highs in free throws made (seven) and attempted (13) . . . Recorded eight points and six rebounds in the win over Illinois State (11/28) . . . Scored a then-season-high 17 points against UCLA (12/18), connecting on three shots from three-point range to also set a then-season best . . . Led all scorers by tying her then-season best with 17 points in Miami's victory over Florida A&M (12/28) and also set new then-season bests in assists (four), made three-pointers (four) and made field goals (six) . . . Matched her then-season high with a game-high four assists in the Miami Holiday Tournament championship game win over LSU (12/29) . . . Recorded four assists for the third straight game and also set a then-season best with seven rebounds against Boston College (1/4) . . . Scored nine points in the victory over fourth-ranked Notre Dame (1/8) . . . Netted 12 points and grabbed four rebounds against Clemson (1/15) . . . Scored 12 points and dished out a game-high five assists, good for a then-season best, in Miami's win against Virginia (1/21) . . . Posted 10 points at fourth-ranked Louisville (1/25) and also tied for the team lead in assists (three) and steals (three) . . . Scored double digits for the third straight game, recording 11 points at Pittsburgh (2/1), and also tied for the team lead with three assists . . . Matched her career best with a team-high eight rebounds in the win over Virginia Tech (2/5) . . . Scored 15 points and grabbed a team-high six rebounds in the victory at No. 23/22 Syracuse (2/12), while setting career highs in free throws made (13) and attempted (15) . . . Had 13 points, with 10 in the final four minutes, including the go-ahead three-pointer with 33 seconds left, against Georgia Tech (2/15) and also tied for the team lead with six rebounds . . . Tied career highs in points (20) and field goals made (seven) at NC State (2/19), as well as matched her season high in three-pointers made (four) . . . Poured in a game-high 18 points and grabbed six rebounds against No. 17/14 North Carolina (2/22), her fourth straight game with 13-plus points and five-plus rebounds . . . Played a career-high 36 minutes, scored 12 points and matched a career best with six assists to tie for the game high against No. 9/8 Florida State (3/1) . . . Recorded 17 points and shot 7-of-11 at the free throw line in the victory over sixth-seeded Washington (3/20) in the first round of the NCAA Tournament.

**As a Junior (2013-14):** Redshirted due to injury.

**As a Sophomore (2012-13):** Grabbed a career-best eight rebounds vs. Virginia Tech in the first round of the ACC Tournament (3/7)... Scored nine points vs. Florida State (2/10)... Poured in 15 points, grabbed five rebounds and dished out six assists vs. Virginia Tech (2/3)... Scored 15 points to go with five rebounds and four assists vs. NC State (12/20)... Dished out a career-best six assists to go with nine points vs. Alcorn State (12/3)... Scored 11 points and grabbed five rebounds in Miami's win over No. 6 Penn State (11/29)... For second straight game, scored a new career best, pouring in 20 at Richmond (11/12)... Scored career-best 19 points while hitting 5-of-7 3-pointers, also added four rebounds vs. UNF (11/9).

**As a Freshman (2011-12):** Grabbed season-best five rebounds vs. North Carolina (2/8)... Scored eight points to go with three assists vs. Clemson (2/5)... Dished out team-high four assists at Boston College (1/29)... Scored nine rebounds and grabbed three rebounds vs. Wake Forest (1/26)... Grabbed season-best four rebounds vs. Holy Cross (12/28)... In only 11 minutes at Georgetown (12/21), hit three 3-pointers in seven attempts, for all nine points... Scored freshman season-high 13 points vs. ULM (12/16) to go along with five assists and three steals... Scored seven points with pair of assists vs. USF (11/24)... Had hand in on six steals to go with five points and three assists against Prairie View A&M (11/17)... In collegiate debut against Texas-Pan American (11/11), scored seven points and hit one of three UM 3-pointers, to go along with three steals.

**High School:** Ranked as high as No. 44 overall prospect by ESPN HoopGurlz.com and No. 10 best shooting guard by AllStarGirlsReport.com... Finished high school with 2,365 career points... Averaged 18 points, 5.5 rebounds, and 4.0 assists per game at Naples Community School... Named 2A State Player of the Year during sophomore and senior years... Led team to two state championships and five district championships.

2011-12				
Opposition	P	R	A	
Texas Pan-American	7	1	0	
at Tennessee	0	1	0	
Prairie View A&M	5	1	3	
at Alaska-Anchorage	4	0	1	
vs. USF	7	2	2	
Longwood	2	3	1	
at Michigan State	5	2	0	
Rutgers	0	2	0	
Ole Miss	3	2	0	
Louisiana-Monroe	13	3	5	
at Georgetown	9	1	0	
Holy Cross	2	4	0	
VCU	0	0	3	
at North Carolina	0	0	1	
NC State	0	0	0	
at Georgia Tech	2	0	1	
Maryland	-	-	-	
at Florida State	0	0	0	
at Virginia	0	0	1	
Virginia Tech	1	2	1	
Wake Forest	9	3	0	
at Boston College	0	0	4	
Clemson	8	4	3	
North Carolina	1	5	2	
at Maryland	1	2	0	
at NC State	3	1	1	
Florida State	0	0	0	
at Duke	2	0	1	
Boston College	2	2	0	
vs. Wake Forest	2	1	0	
vs. Idaho State	7	1	0	
at Gonzaga	2	1	0	

2012-13				
Opposition	P	R	A	
UNF	19	4	0	
at Richmond	20	2	1	
Tennessee	17	4	2	
Florida Atlantic	4	4	4	
Radford	4	1	2	
Penn State	11	5	1	
Alcorn State	9	3	6	
Davidson	5	4	1	
at Rutgers	1	1	0	
NC State	15	5	4	
Central Conn. State	0	2	4	
Wisconsin	6	3	4	
Clemson	8	2	4	
Virginia	2	3	2	
at Maryland	1	2	2	
at Florida State	0	0	1	
Georgia Tech	-	-	-	
at Virginia	0	0	0	
at Wake Forest	7	1	1	
North Carolina	4	1	0	
at Duke	6	3	4	
Virginia Tech	15	5	6	
Clemson	0	2	1	
Florida State	9	2	2	
Boston College	3	4	4	
at NC State	2	1	1	
at Georgia Tech	3	3	1	
Duke	2	3	2	
at Virginia Tech	3	1	4	
vs. Virginia Tech	4	8	1	
vs. Florida State	2	2	0	
at Iowa	2	7	1	

2014-15				
Opposition	P	R	A	
Oakland	5	4	2	
at Middle Tennessee	11	4	0	
UNF	2	3	3	
Arizona State	9	3	2	
Illinois State	8	6	1	
Tulsa	3	5	2	
Wisconsin	0	4	0	
Jacksonville	3	4	2	
Coppin State	0	2	1	
vs. UCLA	17	5	3	
at Tulane	5	2	1	
Florida A&M	17	5	4	
LSU	5	4	4	
Boston College	3	7	4	
Notre Dame	9	2	2	
at Virginia Tech	3	3	2	
Clemson	12	4	2	
at Duke	2	3	3	
Virginia	12	1	5	
at Louisville	10	4	3	
at Pittsburgh	11	3	3	
Virginia Tech	8	8	0	
at Florida State	5	1	3	
at Syracuse	15	6	3	
Georgia Tech	13	6	1	
at NC State	20	5	1	
North Carolina	18	6	1	
at Wake Forest	9	0	2	
Florida State	12	3	6	
vs. Virginia	5	4	1	
vs. Notre Dame	4	3	1	
vs. Washington	17	4	2	
at Iowa	6	2	3	

## Woods Season / Career Highs

- Points**  
Season: 20, at NC State, 2/19/15  
Career: 20\*, at NC State, 2/19/15
- Rebounds**  
Season: 8, vs. Virginia Tech, 2/5/15  
Career: 8\*, vs. Virginia Tech, 2/5/15
- Assists**  
Season: 6, vs. Florida State, 3/1/15  
Career: 6\*, vs. Florida State, 3/1/15
- Steals**  
Season: 3, at Tulane, 12/19/14  
Career: 6, vs. Prairie View A&M, 11/17/11
- Blocked Shots**  
Season: 2, at Wake Forest, 2/26/15  
Career: 2\*, at Wake Forest, 2/26/15
- Field Goals**  
Season: 7, at NC State, 2/19/15  
Career: 7\*, at NC State, 2/19/15
- Field Goal Attempts**  
Season: 14, at NC State, 2/19/15  
Career: 14, at NC State, 2/19/15
- Free Throws**  
Season: 13, at Syracuse, 2/12/15  
Career: 13, at Syracuse, 2/12/15
- Free Throw Attempts**  
Season: 15, at Syracuse, 2/12/15  
Career: 15, at Syracuse, 2/12/15
- 3-Point Field Goals**  
Season: 4\*, at NC State, 2/19/15  
Career: 5, vs. North Florida, 11/9/12
- 3-Point Field Goal Attempts**  
Season: 9, at NC State, 2/19/15  
Career: 9, at NC State, 2/19/15
- Minutes**  
Season: 36, vs. Florida State, 3/1/15  
Career: 36, vs. Florida State, 3/1/15

\* Recorded more than once with most recent listed

HURRICANES

CAREER STATISTICS																					
Season	GP	GS	Min.	Avg.	FG	Total FGA	Pct.	FG	3-Point FGA	Pct.	FT	Free Throws FTA	Pct.	REB	Ast.	TO	Blk	Stl	Pts.	Scoring Avg.	
2011-12	31	0	350	11.3	29	92	.315	15	58	.259	24	33	.727	44	1.4	30	31	0	31	97	3.1
2012-13	31	15	698	22.5	62	183	.339	24	83	.289	36	62	.581	88	2.8	67	85	7	35	184	5.9
2013-14	0	0	0	0.0	0	0	.000	0	0	.000	0	0	.000	0	0.0	0	0	0	0	0	0.0
2014-15	33	15	856	25.9	83	240	.346	36	114	.316	77	112	.688	126	3.8	73	66	5	31	279	8.5
<b>TOTAL</b>	<b>95</b>	<b>30</b>	<b>1904</b>	<b>20.0</b>	<b>174</b>	<b>515</b>	<b>.338</b>	<b>75</b>	<b>255</b>	<b>.294</b>	<b>137</b>	<b>207</b>	<b>.662</b>	<b>258</b>	<b>2.7</b>	<b>170</b>	<b>182</b>	<b>12</b>	<b>97</b>	<b>560</b>	<b>5.9</b>



# AISHA EDWARDS

Freshman | Guard | 5-8

# #14

Boca Raton, Fla. | West Boca Raton

**As a Freshman (2014-15):** Redshirted due to knee injury.

**High School:** Graduated from West Boca Raton High School . . . Ranked as the No. 54 player in the class of 2014 by ESPN Hoop Gurlz . . . Also listed as the 10th best player at her position . . . McDonald's All-American Game nominee . . . Named to the 2012 Fab Five by the *Sun Sentinel* . . . As a sophomore at Coral Springs Charter, helped lead the school to its first ever state tournament appearance . . . Named First Team All-County by the *Sun Sentinel* as a sophomore.

**Personal:** Full name is Aisha Ivorna Edwards . . . Born June 4, 1996 . . . Mother is Juliette Anthony . . . Intends to major in psychology and minor in business . . . Favorite athlete is LeBron James . . . Chose Miami in part because it has been her dream school since her freshman year of high school.

Opposition	2014-15		
	P	R	A
Oakland	-	-	-
at Middle Tennessee	-	-	-
UNF	-	-	-
Arizona State	-	-	-
Illinois State	-	-	-
Tulsa	-	-	-
Wisconsin	-	-	-
Jacksonville	-	-	-
Coppin State	-	-	-
vs. UCLA	-	-	-
at Tulane	-	-	-
Florida A&M	-	-	-
LSU	-	-	-
Boston College	-	-	-
Notre Dame	-	-	-
at Virginia Tech	-	-	-
Clemson	-	-	-
at Duke	-	-	-
Virginia	-	-	-
at Louisville	-	-	-
at Pittsburgh	-	-	-
Virginia Tech	-	-	-
at Florida State	-	-	-
at Syracuse	-	-	-
Georgia Tech	-	-	-
at NC State	-	-	-
North Carolina	-	-	-
at Wake Forest	-	-	-
Florida State	-	-	-
vs. Virginia	-	-	-
vs. Notre Dame	-	-	-
vs. Washington	-	-	-
at Iowa	-	-	-

## Edwards Season / Career Highs

### Points

Season: N/A

Career: N/A

### Rebounds

Season: N/A

Career: N/A

### Assists

Season: N/A

Career: N/A

### Steals

Season: N/A

Career: N/A

### Blocked Shots

Season: N/A

Career: N/A

### Field Goals

Season: N/A

Career: N/A

### Field Goal Attempts

Season: N/A

Career: N/A

### Free Throws

Season: N/A

Career: N/A

### Free Throw Attempts

Season: N/A

Career: N/A

### 3-Point Field Goals

Season: N/A

Career: N/A

### 3-Point Field Goal Attempts

Season: N/A

Career: N/A

### Minutes

Season: N/A

Career: N/A

HURRICANES

## CAREER STATISTICS

Season	GP	GS	Min.	Avg.	Total		3-Point		Free Throws			Rebounds			Scoring					
					FGA	Pct.	FG	FGA	Pct.	FT	FTA	Pct.	REB	Avg.	Ast.	TO	Blk	Stl	Pts.	Avg.
2014-15	0	0	0	0.0	0	0	.000	0	0	.000	0	0	0	0	0	0	0	0	0	0.0
CAREER	0	0	0	0.0	0	0	.000	0	0	.000	0	0	0	0	0	0	0	0	0	0.0





# NECOLE STERLING

Senior | Forward | 5-10

Los Angeles, Calif. | Gulf Coast State College (Fla.) | Stonewall Jackson (Va.)

**As a Senior (2014-15):** Played in 32 games with nine starts and scored double digits eight times, including in three of Miami's final four games . . . Led the team in three-point field goal percentage (36.2), good for No. 12 in the ACC, and finished second on Miami in made three-pointers (42) and third in made field goals (84) . . . Ranked fourth among Hurricanes in points per game (7.2) and averaged 8.6 points over the final 23 games of the season . . . Scored five points and grabbed five rebounds against UNF (11/21) . . . Recorded seven points, three rebounds and tied for a game-high with a career best three steals in the win over Illinois State (11/28) . . . Posted 10 points and tied for a team-high two steals in the Miami Thanksgiving Tournament championship game win against Tulsa (11/29) . . . Recorded eight points and made two three-pointers for the second time in her Miami career against Coppin State (12/13) . . . Set career highs in points (20), field goals made (eight), field goal attempts (13), and three-point field goals made (four) in the game at Tulane (12/19) and also had then-season highs in rebounds (six) and minutes played (27) . . . Scored 15 points and shot 3-of-4 from three-point range in the Miami Holiday Tournament championship game against LSU (12/29) . . . Named to the Miami Holiday Tournament all-tournament team . . . Scored eight points and shot 2-of-2 from three-point range in the win over fourth-ranked Notre Dame (1/8) . . . Poured in a game-high 17 points and matched a then-career high with four made three-pointers against Clemson (1/15) . . . Scored a team-high 17 points and set a new career best with five made three-pointers at No. 16/14 Duke (1/18), also matching her then-season high with six rebounds . . . Had eight points and equaled her then-season high with six rebounds at fourth-ranked Louisville (1/25) . . . Scored eight points and set career bests in free throws made (six) and attempted (seven) in Miami's win over Georgia Tech (2/15) . . . Posted nine points and five rebounds in her eighth start of the season on senior day against No. 9/8 Florida State (3/1) . . . Scored 13 points and made a trio of three-pointers in the ACC Tournament second round victory over Virginia (3/5) . . . Scored 11 points, grabbed four rebounds and tied her season best with a team-high three assists in the NCAA Tournament first round win over No. 6 seed Washington (3/20) . . . Posted 15 points and grabbed a season-high, team-leading seven rebounds in the NCAA Tournament second round game against third-seeded Iowa (3/22), also tying her season highs in assists (three) and career high in minutes played (31).

**As a Junior (2013-14):** Appeared in 27 games ... Averaged 5.3 points, 3.0 rebounds and 1.1 assists in 14.6 minutes per game ... Totaled 142 points, 80 rebounds and 29 assists in 394 minutes ... Hit 36.9 percent (52-141) of shots from field, 35.6 percent (16-45) from three and 68.8 percent (22-32) at free throw line ... Played in 13 ACC games ... In ACC play averaged 5.2 points and 2.6 rebounds in 11.5 minutes ... Totaled 67 points, 10 assists and 34 rebounds ... Hit 41.5 percent (22-53) of shots from field, 37.5 percent (6-16) from three and 77.3 percent (17-22) at free throw line ... Provided huge offensive spark down stretch, averaging 9.4 ppg over final seven games ... Reached double-figures in scoring in five games ... Season highs: 16 points vs. Pittsburgh, 3/2/14; 9 rebounds at Oakland, 11/19/13; 5 assists vs. Pittsburgh, 3/2/14; 28 minutes vs. Richmond, 11/10/13.

**Junior College:** Sterling comes to Miami by way of Gulf Coast State College ... Was named all-conference and to the All-National Tournament Team.

**High School:** Graduated from Stonewall Jackson High School in 2011 ... Earned four varsity letters ... Played for AAU team Horizon Sandstorms.

**Personal:** Born on Aug. 21, 1993 in Los Angeles, Calif. ... Majoring in liberal arts ... Hobbies include watching movies and watching basketball ... Daughter of Zenetta Looper-Scott ... Has one brother, Nicholie Scott.

2013-14			
Opposition	P	R	A
UNF	3	7	1
Richmond	14	4	2
Middle Tennessee	9	2	2
at Oakland	6	9	4
Yale	5	2	1
St. Francis Brooklyn	0	1	1
Missouri	-	-	-
at Minnesota	2	2	3
Coppin State	2	2	0
at Arizona State	7	3	0
Morgan State	3	5	1
New Mexico	0	1	0
Penn	10	3	0
at Wake Forest	15	2	4
Florida State	2	0	0
at Virginia Tech	0	0	0
at Boston College	0	0	0
NC State	0	1	0
at Notre Dame	6	4	1
at Clemson	4	6	1
Duke	-	-	-
at North Carolina	-	-	-
Georgia Tech	-	-	-
Maryland	0	2	0
at Florida State	14	7	0
Syracuse	8	1	0
Wake Forest	9	2	0
at Virginia	5	3	2
Pittsburgh	16	5	5
vs. Florida State	14	3	2
Stetson	0	2	2

2014-15			
Opposition	P	R	A
Oakland	0	1	1
at Middle Tennessee	0	4	0
UNF	5	5	1
Arizona State	5	2	1
Illinois State	7	3	3
Tulsa	10	3	1
Wisconsin	3	0	0
Jacksonville	3	0	0
Coppin State	8	2	0
vs. UCLA	0	0	1
at Tulane	20	6	1
Florida A&M	3	0	1
LSU	15	3	1
Boston College	4	1	1
Notre Dame	8	2	1
at Virginia Tech	2	1	1
Clemson	17	4	1
Duke	17	6	1
at Virginia	2	1	0
at Louisville	8	6	1
at Pittsburgh	4	1	3
Virginia Tech	5	4	0
at Florida State	-	-	-
at Syracuse	2	2	0
Georgia Tech	8	2	2
at NC State	7	1	1
North Carolina	8	0	0
at Wake Forest	5	2	1
Florida State	9	5	0
vs. Virginia	13	3	1
vs. Notre Dame	7	4	0
vs. Washington	11	4	3
at Iowa	15	7	3

## Sterling Season / Career Highs

**Points**  
Season: 20, at Tulane, 12/19/14  
Career: 20, at Tulane, 12/19/14

**Rebounds**  
Season: 7+, at Iowa, 3/22/15  
Career: 9, at Oakland, 11/19/13

**Assists**  
Season: 3+\*, at Iowa, 3/22/15  
Career: 5, vs. Pittsburgh, 3/2/14

**Steals**  
Season: 3, vs. Illinois State, 11/28/14  
Career: 3, vs. Illinois State, 11/28/14

**Blocked Shots**  
Season: 1\*, at Wake Forest, 2/26/15  
Career: 1\*, at Wake Forest, 2/26/15

**Field Goals**  
Season: 8, at Tulane, 12/19/14  
Career: 8, at Tulane, 12/19/14

**Field Goal Attempts**  
Season: 13\*, vs. Florida State, 3/1/15  
Career: 14, vs. Richmond, 11/10/13

**Free Throws**  
Season: 6, vs. Georgia Tech, 2/15/15  
Career: 6, vs. Georgia Tech, 2/15/15

**Free Throw Attempts**  
Season: 7, vs. Georgia Tech, 2/15/15  
Career: 7, vs. Georgia Tech, 2/15/15

**3-Point Field Goals**  
Season: 5, at Duke, 1/18/15  
Career: 5, at Duke, 1/18/15

**3-Point Field Goal Attempts**  
Season: 11, at Duke, 1/18/15  
Career: 11, at Duke, 1/18/15

**Minutes**  
Season: 31+, at Iowa, 3/22/15  
Career: 31+, at Iowa, 3/22/15

\* Recorded more than once with most recent listed + NCAA Tournament game

HURRICANES

CAREER STATISTICS																			
Season	GP	GS	Min.	Avg.	FG	Total FGA	Pct.	3-Point FG	3-Point FGA	3-Point Pct.	FT	Free Throws FTA	Free Throws Pct.	Rebounds REB	Avg.	Scoring Pts.	Avg.		
2013-14	27	2	394	14.6	52	141	.369	16	45	.356	22	32	.688	80	3.0	29	40	5.3	
2014-15	32	9	658	20.6	84	228	.368	42	116	.362	21	37	.568	85	2.7	32	35	7.2	
<b>TOTAL</b>	<b>59</b>	<b>11</b>	<b>1052</b>	<b>17.8</b>	<b>136</b>	<b>369</b>	<b>.369</b>	<b>58</b>	<b>161</b>	<b>.360</b>	<b>43</b>	<b>69</b>	<b>.623</b>	<b>165</b>	<b>2.8</b>	<b>61</b>	<b>75</b>	<b>373</b>	<b>6.3</b>



# KEYONA HAYES

Junior | Forward | 6-1

# #20

Marietta, Ga. | St. Francis

**As a Junior (2014-15):** Did not play due to injury.

**As a Sophomore (2013-14):** Started 28 of 31 games ... Averaged 10.5 points, 6.5 rebounds, 1.1 assists in 23.7 minutes per game ... Totaled 327 points, 203 rebounds, 34 assists and 734 minutes ... Hit 50.6 percent (127-251) shots from field, 27.3 (38-115) shots from three and 67.3 (70-104) of shots at free throw line ... Started 11 of 16 ACC games ... In ACC play averaged 9.7 points and 6.1 rebounds in 22.1 minutes ... Totaled 155 points, 12 assists and 97 rebounds ... Connected on 51.7 percent (60-116) from field, 33.3 percent (33-46) from three and 71.7 percent (33-46) at free throw line ... Scored in double-figures in 19 games ... Led Canes in scoring in seven games ... Averaged team-high 14 ppg over last three games while shooting team-best 58 percent ... Finished season with team-high three double-doubles (12/28/13 vs Morgan State, 1/16/14 at Boston College, 3/20/14 vs. Stetson) ... Season highs: 22 points at Virginia, 02/27/14; 13 rebounds at Boston College, 01/16/14; 4 assists vs. Morgan State, 12/28/13; 32 minutes vs. Wake Forest, 02/23/14.

**As a Freshman (2012-13):**  
*ACC Rookie of the Week, 1/11/13*

Recorded her fifth double-double of the season with 14 points and 11 rebounds at Georgia Tech (2/24)... Pulled down nine rebounds and scored seven points vs. Boston College (2/17)... Netted fourth double-double of season with 12 points and 10 rebounds at Clemson (2/7)... Led Miami with 11 rebounds vs. Virginia Tech (2/3), also scored eight points... Scored seven points at Florida State (1/13)... Named to the UM Holiday All-Tournament Team... Third double-double came with 11 points and 15 rebounds vs. Central Connecticut State (12/28)... Poured in 10 points in ACC opener against NC State (12/20)... Scored 12 points to go with four rebounds and a season-best four block vs. Davidson (12/8)... Pulled down six rebounds in win over No. 6 Penn State (11/29)... Second double-double came vs. FAU, scored new career-high 14 points and grabbed 14 boards (11/23)... Recorded first double-double of collegiate career with 10 points and 11 rebounds at Richmond (11/12)... Scored four points and grabbed two rebounds in collegiate debut vs. UNF (11/9).

**High School:** Ranked as high as No. 31 overall prospect by Blue Star Basketball... ESPN HoopGurlz ranked as No. 11 forward in nation... Named to 2012 GSWA Class A All-State First Team and 2012 *Atlanta Journal-Constitution* Class A All-State First Team averaging 16 points and 6 rebounds as a senior... Averaged 18 points, 12 rebounds, six assists and five blocks per game as junior and 19 points and 13 rebounds as sophomore.

2012-13				
Opposition	P	R	A	
UNF	4	2	0	
at Richmond	10	11	2	
Tennessee	7	6	1	
Florida Atlantic	14	11	0	
Radford	10	5	0	
Penn State	4	6	0	
Alcorn State	3	0	0	
Davidson	12	4	0	
at Rutgers	0	3	1	
NC State	10	4	0	
Central Conn. State	11	15	0	
Wisconsin	6	9	0	
Clemson	5	1	0	
Virginia	4	1	0	
at Maryland	2	3	0	
at Florida State	7	3	2	
Georgia Tech	2	1	0	
at Virginia	8	5	0	
at Wake Forest	3	2	0	
North Carolina	0	1	0	
at Duke	2	8	0	
Virginia Tech	8	11	0	
at Clemson	12	10	0	
Florida State	8	10	0	
Boston College	7	9	1	
at NC State	4	6	1	
at Georgia Tech	14	11	1	
Duke	2	2	1	
at Virginia Tech	2	3	0	
vs. Virginia Tech	2	1	0	
at Iowa	0	1	0	

2013-14				
Opposition	P	R	A	
UNF	13	9	2	
Richmond	2	6	0	
Middle Tennessee	12	1	0	
at Oakland	15	5	2	
Yale	17	7	0	
St. Francis Brooklyn	15	5	0	
Missouri	0	8	2	
at Minnesota	20	6	2	
Coppin State	8	12	0	
at Arizona State	15	6	2	
Morgan State	17	10	4	
New Mexico	12	8	2	
Penn	3	1	1	
at Wake Forest	8	4	0	
Florida State	2	3	1	
at Virginia Tech	6	12	0	
at Boston College	11	13	1	
NC State	4	3	1	
at Notre Dame	0	7	0	
at Clemson	11	7	0	
Duke	2	2	0	
at North Carolina	14	3	0	
Georgia Tech	14	7	2	
Maryland	2	1	0	
at Florida State	22	8	3	
Syracuse	6	7	1	
Wake Forest	12	4	0	
at Virginia	22	9	2	
Pittsburgh	19	7	1	
vs. Florida State	10	7	4	
Stetson	13	15	1	

2014-15				
Opposition	P	R	A	
Oakland	-	-	-	
at Middle Tennessee	-	-	-	
UNF	-	-	-	
Arizona State	-	-	-	
Illinois State	-	-	-	
Tulsa	-	-	-	
Wisconsin	-	-	-	
Jacksonville	-	-	-	
Coppin State	-	-	-	
vs. UCLA	-	-	-	
at Tulane	-	-	-	
Florida A&M	-	-	-	
LSU	-	-	-	
Boston College	-	-	-	
Notre Dame	-	-	-	
at Virginia Tech	-	-	-	
Clemson	-	-	-	
at Duke	-	-	-	
Virginia	-	-	-	
at Louisville	-	-	-	
at Pittsburgh	-	-	-	
Virginia Tech	-	-	-	
at Florida State	-	-	-	
at Syracuse	-	-	-	
Georgia Tech	-	-	-	
at NC State	-	-	-	
North Carolina	-	-	-	
at Wake Forest	-	-	-	
Florida State	-	-	-	
vs. Virginia	-	-	-	
vs. Notre Dame	-	-	-	
vs. Washington	-	-	-	
at Iowa	-	-	-	

### Hayes Season / Career Highs

- Points**  
Season: N/A  
Career: 22\*, at Virginia, 2/27/14
- Rebounds**  
Season: N/A  
Career: 15#\*, vs. Stetson, 3/20/14
- Assists**  
Season: N/A  
Career: 4, vs. Morgan State, 12/28/13
- Steals**  
Season: N/A  
Career: 3\*, at Florida State, 2/16/14
- Blocked Shots**  
Season: N/A  
Career: 4, vs. Davidson, 12/8/12
- Field Goals**  
Season: N/A  
Career: 10, at Virginia, 2/27/14
- Field Goal Attempts**  
Season: N/A  
Career: 16, at Florida State, 2/16/14
- Free Throws**  
Season: N/A  
Career: 7, vs. Yale, 11/25/13
- Free Throw Attempts**  
Season: N/A  
Career: 13, vs. Yale, 11/25/13
- 3-Point Field Goals**  
Season: N/A  
Career: 1, at Oakland, 11/19/13
- 3-Point Field Goal Attempts**  
Season: N/A  
Career: 1\*, vs. St. Francis BKN, 11/29/13
- Minutes**  
Season: N/A  
Career: 32\*, vs. Wake Forest, 2/23/14

\* Recorded more than once with most recent listed # WNIT game

HURRICANES

### CAREER STATISTICS

Season	GP	GS	Min.	Avg.	Total			3-Point			Free Throws			Rebounds				Scoring		
					FGA	Pct.	FG	FGA	Pct.	FT	FTA	Pct.	REB	Avg.	Ast.	TO	Blk	Stl	Pts.	Avg.
2012-13	32	0	458	14.3	67	.435	0	1	.000	40	59	.678	166	5.2	12	41	18	25	174	5.4
2013-14	31	23	734	23.7	127	.506	3	11	.273	70	104	.673	203	6.5	34	68	18	39	327	10.5
2014-15	0	0	0	0.0	0	.000	0	0	.000	0	0	.000	0	0.0	0	0	0	0	0	0.0
CAREER	63	23	1192	18.9	194	.479	3	12	.250	110	163	.675	369	5.9	46	109	36	64	501	8.0





# JASSANY WILLIAMS

RS Senior | Forward | 6-2

Davie, Fla. | Auburn | Nova

# #21

**As a Redshirt Senior (2014-15):**  
**2014-15 All-ACC Academic Team**

One of two Hurricanes to start all 33 games and led the team in both rebounds (6.0) and blocks (2.3) per game, good for 20th and sixth in the ACC respectively, with the 2.3 blocks ranking 37th in the nation. . . Finished the season with 76 blocks, the second most in school history, and ended her two-year Miami career with 133 blocks to rank third. . . Led the ACC with 47 blocks in conference play and ranked 15th in the ACC in all games in offensive rebounds per game (2.7). . . Finished second on the team (min. 1 FTA per game) in free throw percentage (75.0) and third in field goal percentage (41.0). . . Had a game-high three steals at Middle Tennessee (11/17) to match a then-career high and also tied for a game best two blocks, while leading co-leading the team with six rebounds. . . Recorded eight rebounds against Arizona State (11/25). . . Tied for a team-best seven rebounds in the win over Illinois State (11/28). . . Posted the second double-double of her career with 12 points and a game-high 12 rebounds in the Miami Thanksgiving Tournament championship game victory over Tulsa (11/29). . . Named to the Miami Thanksgiving Tournament all-tournament team. . . Led all players with a career-high four steals against Jacksonville (12/6). . . Tied for a game-high nine rebounds and set a then-season best with three blocks while also recording the 150th block of her career in the win over UCLA (12/18). . . Recorded 10 points and a game-high nine rebounds at Tulane (12/19). . . Named to the Tulane/DoubleTree Classic all-tournament team. . . Recorded 10 points and tied for a team-high six rebounds against Florida A&M (12/28). . . Had a then-season-high four blocks as well as seven rebounds in the win over Boston College (1/4). . . Set a school record and a career high with nine blocks, including six in the final six minutes, in Miami's victory against fourth-ranked Notre Dame (1/8) and also tied for the team high with eight rebounds. . . Led all players with eight blocks, including seven in the first half, and 12 rebounds, tying a season high, at Virginia Tech (1/11). . . Recorded her second double-double of the season and her third as a Hurricane with 10 points and 10 rebounds in the win over Clemson (1/15). . . Grabbed nine rebounds against Virginia (1/21). . . Blocked four shots in Miami's defeat of Virginia Tech (2/5). . . Scored 10 points on the road at No. 9/8 Florida State (2/8). . . Recorded nine points and five rebounds in Miami's win at No. 23/22 Syracuse (2/12). . . In the victory over Georgia Tech (2/15), she grabbed three offensive rebounds on one possession in the final minute and then hit Michelle Woods for a go-ahead three-pointer. . . Tied for the team lead with eight rebounds at NC State (2/19). . . Posted a game-high four blocks and tied for the team lead with nine rebounds against No. 17/14 North Carolina (2/22). . . Scored nine points and tied for the team high with five rebounds at Wake Forest (2/26). . . Recorded a team-high six rebounds and a game-high five blocks on senior day against No. 9/8 Florida State (3/1), surpassing 200 blocks as a collegian as well as moving up to fourth on the career blocks list at Miami and into second on the single season list. . . Scored eight points, tied for the game high with eight rebounds and led all players with five blocks in the ACC Tournament second round win over Virginia (3/5). . . Set career highs with 16 points and seven made field goals against Notre Dame (3/6) in the second round of the ACC Tournament, plus posted a team-high six rebounds.

**As a Redshirt Junior (2013-14):** Started 11 of 31 games. . . Averaged 5.5 points, 5.4 rebounds and 0.8 assists in 19.1 minutes per game. . . Totaled 169 points, 167 rebounds, 26 assists in 592 minutes. . . Finished fourth in ACC with 57 blocked shots (1.4 per game). . . Hit 45.5 percent (71-156) of shots from field and 55.1 percent (27-49) at free throw line. . . Started 4 of 16 ACC games. . . In ACC play averaged 4.7 points and 4.1 rebounds. . . Totaled 75 points, 10 assists and 66 rebounds. . . Hit 49.3 percent (35-71) of shots from field and 33.3 percent (5-15) at free throw line. . . Recorded two double-doubles (12/28/13 vs. Morgan State, 1/9/14 vs. Florida State). . . Led team in rebounding in 10 games. . . Season highs: 12 points vs. Florida State, 1/9/14; 16 rebounds vs. Middle Tennessee, 11/15/13; 6 blocked shots vs. New Mexico, 12/29/13; 33 minutes played vs. Florida State 1/9/14.

**As a Junior (2012-13):** Transferred from Auburn University. . . Sat out season due to NCAA transfer rules.

**As a Sophomore at Auburn (2011-12):** Played in all 30 games, starting nine. . . Scored 105 points, averaging 3.5 per game. . . Had season high of 12 points and neared double-double with eight rebounds against Troy. . . Started and logged nine points, five rebounds, and two blocks in season opener at Mercer. . . Tied season-high of eight rebounds at FIU. . . Pulled down 111 rebounds averaging 3.7. . . Blocked career-high seven shots at Duke, tying for 13th all-time at Auburn in single-game blocks. . . 57 blocks rank in tie for third all-time among Auburn sophomores in single-season blocks. . . Finished season ranked fourth in SEC, 47th in country, in blocks with 1.9 per game. . . Had five games with four or more blocks during 2011-12 season. . . Transferred from Auburn to Miami (Fla.) following season.

**As a Freshman at Auburn (2010-11):** Played in all 32 games, starting nine. . . All nine starts came in the final nine games of the season. . . Scored 118 points, averaging 3.7 per game; also pulled down 120 rebounds for 3.8 per game. . . Blocked 23 shots on season, ranking 10th all-time at Auburn in single-season blocks by freshman. . . Made collegiate debut in season-opener against Mercer, scoring nine points with six rebounds, two blocks and two steals. . . Earned first collegiate start at LSU, scoring six points with two rebounds and two blocks in 19 minutes. . . Came off bench to score season-high 13 points against South Alabama. . . Pulled down season-high 12 rebounds against Alabama. . . Dished out season-high two assists at Tennessee Tech in WNIT. . . Blocked two shots in eight different games and tallied three steals each against Florida State, Ole Miss and South Carolina. . . Named to SEC First-Year Academic Honor Roll and Auburn Academic Top Tiger.

**High School:** Ranked as No. 59 overall prospect in the country by ESPN.com's HoopGurlz and is seventh-best post prospect in nation. . . Also received top-100 ranking from All-Star Girls Report, coming in at 83rd. . . Recognized as ESPN Rise Magazine Player to Watch, led team to state runner-up finish as junior. . . The state championship appearance was first for any team, boys or girls, at high school. . . Named All-Sun-Sentinel First Team and Miami Herald First Team. . . Also been recognized as part of FAB 5 of Broward County. . . Averaged 18.9 points, 10.0 rebounds and 3.0 blocks per game as senior. . . Was runner-up for Florida Class 5A Player of the Year. . . All-State first team selection. . . Three-time All-Big 8 Tournament Team selection. . . Played for South Florida Lady Jaguars club team. . . Led team to a runner-up finish at the 2005 USSA Girls National Invitational Tournament and was MVP the next year at USSA Treasure Coast State Qualifier. . . Named MVP of South Florida Lady Jaguar Tournament and Big Orange Classic in 2009.

2013-14			
Opposition	P	R	A
UNF	8	7	0
Richmond	4	7	0
Middle Tennessee	9	16	1
at Oakland	9	9	0
Yale	12	4	2
St. Francis Brooklyn	0	1	0
Missouri	4	3	0
at Minnesota	11	3	3
Coppin State	2	4	2
at Arizona State	7	7	2
Morgan State	10	13	1
New Mexico	8	9	2
Penn	8	8	2
at Wake Forest	4	10	2
Florida State	12	11	1
at Virginia Tech	2	3	1
at Boston College	4	0	0
NC State	2	4	0
at Notre Dame	10	6	0
at Clemson	1	5	0
Duke	2	0	0
at North Carolina	5	4	0
Georgia Tech	2	1	1
Maryland	9	4	1
at Florida State	4	2	2
Syracuse	2	5	0
Wake Forest	6	2	0
at Virginia	2	8	1
Pittsburgh	8	1	1
vs. Florida State	0	2	1
Stetson	2	8	0

2014-15			
Opposition	P	R	A
Oakland	0	5	0
at Middle Tennessee	4	6	0
UNF	6	1	0
Arizona State	3	8	0
Illinois State	4	7	0
Tulsa	12	12	0
Wisconsin	8	4	0
Jacksonville	2	3	0
Coppin State	4	5	0
vs. UCLA	5	9	0
at Tulane	10	9	1
Florida A&M	10	6	0
LSU	0	3	0
Boston College	3	7	0
Notre Dame	6	8	0
at Virginia Tech	3	12	0
Clemson	10	10	1
at Duke	5	3	0
Virginia	4	9	0
at Louisville	6	2	0
at Pittsburgh	4	4	0
Virginia Tech	3	3	0
at Florida State	10	1	1
at Syracuse	9	5	0
Georgia Tech	6	5	1
at NC State	2	8	0
North Carolina	3	9	0
at Wake Forest	9	5	0
Florida State	0	6	0
vs. Virginia	8	8	0
vs. Notre Dame	16	6	0
vs. Washington	0	5	0
at Iowa	6	5	0

**Williams Season / Career Highs**

(Career includes two years at Auburn University)

**Points**

Season: 16!, vs. Notre Dame, 3/6/15  
 Career: 16!, vs. Notre Dame, 3/6/15

**Rebounds**

Season: 12, at Virginia Tech, 1/11/15  
 Career: 16, vs. Middle Tenn., 11/15/13

**Assists**

Season: 1\*, vs. Georgia Tech, 2/15/15  
 Career: 3, at Minnesota, 12/5/13

**Steals**

Season: 4, vs. Jacksonville, 12/6/14  
 Career: 4, vs. Jacksonville, 12/6/14

**Blocked Shots**

Season: 9^, vs. Notre Dame, 1/8/15  
 Career: 9^, vs. Notre Dame, 1/8/15

**Field Goals**

Season: 7!, vs. Notre Dame, 3/6/15  
 Career: 7!, vs. Notre Dame, 3/6/15

**Field Goal Attempts**

Season: 14!, vs. Notre Dame, 3/6/15  
 Career: 14!, vs. Notre Dame, 3/6/15

**Free Throws**

Season: 4\*, vs. Clemson, 1/15/15  
 Career: 4\*, vs. Clemson, 1/15/15

**Free Throw Attempts**

Season: 6\*, vs. Clemson, 1/15/15  
 Career: 9, vs. Florida State, 2/26/12

**3-Point Field Goals**

Season: N/A  
 Career: N/A

**3-Point Field Goal Attempts**

Season: N/A  
 Career: N/A

**Minutes**

Season: 30, vs. Tulsa, 11/29/14  
 Career: 33, vs. Florida State, 1/9/14

\* Recorded more than once with most recent listed

^ School record

HURRICANES

CAREER STATISTICS		Total		3-Point			Free Throws			Rebounds				Scoring							
Season	GP	GS	Min.	Avg.	FG	FGA	Pct.	FG	FGA	Pct.	FT	FTA	Pct.	REB	Avg.	Ast.	TO	Blk	Stl	Pts.	Avg.
At Auburn																					
2010-11	32	9	481	15.0	45	113	.398	0	0	.000	28	52	.538	120	3.8	7	39	23	26	118	3.7
2011-12	30	9	451	15.0	42	106	.396	0	0	.000	21	34	.618	111	3.7	7	29	57	20	105	3.5
At Miami																					
2013-14	31	11	592	19.3	71	156	.455	0	0	.000	27	49	.551	167	5.4	26	26	57	13	169	5.5
2014-15	33	33	692	21.0	71	173	.410	0	0	.000	39	52	.750	199	6.0	4	31	76	31	181	5.5
<b>CAREER</b>	<b>126</b>	<b>62</b>	<b>2216</b>	<b>17.6</b>	<b>229</b>	<b>548</b>	<b>.418</b>	<b>0</b>	<b>0</b>	<b>.000</b>	<b>115</b>	<b>187</b>	<b>.615</b>	<b>597</b>	<b>4.7</b>	<b>44</b>	<b>125</b>	<b>213</b>	<b>90</b>	<b>573</b>	<b>4.5</b>



# ADRIENNE MOTLEY

Sophomore | Guard | 5-9

# #23

Newport News, Va. | Woodside

**As a Sophomore (2014-15):**

**2014-15 Blue Ribbon Panel First Team All-ACC & Coaches First Team All-ACC**  
**2014-15 College Sports Madness First Team All-ACC**  
**espnW National Player of the Week, 1/12/15**  
**ACC Player of the Week, 1/12/15**

One of two Hurricanes to start all 33 games and posted double figures 29 times, with 15-plus on 24 occasions ... Led the team in field goals made (214), field goal percentage (49.2), free throws made (94), free throw percentage (min. 1 FTA per game, 76.4), and steals (47) ... Ranked first on Miami in points (16.9) and minutes (31.4) per game, as well as third in rebounds (4.2) and assists (2.1) ... Finished fifth in the ACC in scoring, 11th in free throw percentage, 12th in field goal percentage, and 15th in three-point percentage, as the only player in the conference top 12 in the first three categories or top 15 in all four ... Ranked eighth in the NCAA among guards in field goal percentage and 11th among players under six-foot ... Scored a team-high 21 points, grabbed six rebounds, had three assists, and tied for a game-best three steals in the season-opening win over Oakland (11/14) ... Led all players with 21 points in just 22 minutes on 8-of-10 shooting against UNF (11/21) ... Scored a game-high 21 points against Arizona State (11/25) ... Tied for the game lead with 16 points in only 18 minutes on 7-of-9 shooting in Miami's victory over Illinois State (11/28) ... Tied for a game-high 17 points and pulled down five rebounds in the Miami Thanksgiving Tournament championship game win against Tulsa (11/29) ... Named the MVP of the Miami Thanksgiving Tournament ... Led all players in points (21), rebounds (seven) and assists (six) in the ACC/Big Ten Challenge win over Wisconsin (12/4) ... Posted game highs in points (17) and assists (three) against Jacksonville (12/6) ... Scored 10 points in the win over Coppin State (12/13) and also tied for game highs with five assists and three steals ... Set then-season highs in points (23), made free throws (seven) and free throw attempts (seven) in Miami's victory against UCLA (12/18) ... Posted 17 points at Tulane (12/19), scoring in double digits for the 10th straight game ... Named MVP of the Tulane/DoubleTree Classic ... Had 12 points, five assists and four rebounds in the win over Florida A&M (12/28) ... Posted a team-high 16 points and grabbed five rebounds in a then-season-high 34 minutes in the Miami Holiday Tournament championship game win over LSU (12/29) ... Named MVP of the Miami Holiday Tournament, her third tournament MVP honor of the season ... Recorded 16 points and a career-high five steals against Boston College (1/4) ... Set career highs in points (32), field goals made (13), field goals attempted (19), and free throws attempted (10) in Miami's win over fourth-ranked Notre Dame (1/8) and also matched her then-career high in minutes (36) and then-season high in rebounds (seven) as well as led the team with four assists ... Scored a game-high 22 points and equaled a career high with eight rebounds at Virginia Tech (1/11) ... Scored 15 points in Miami's win over Clemson (1/15), her fifth straight game with 15-plus points ... Led the team with 18 points on 8-of-12 shooting at fourth-ranked Louisville (1/25) and equaled her then-season high with 36 minutes played ... Netted 17 points and grabbed seven rebounds at Pittsburgh (2/1) ... Scored a game-high 16 points and pulled down five rebounds in the win over Virginia Tech (2/5) ... Recorded double-digit points for the 20th time on the season when she had 14 points, plus a team-high four assists and a game-high three steals, at No. 9/8 Florida State (2/8) ... Posted 14 points in the victory at No. 23/22 Syracuse (2/12) ... Led all players with 18 points against Georgia Tech (2/15) and tied for the team high with six rebounds ... Scored a game-high 27 points, including 17 in the first half, on 11-of-16 shooting at NC State (2/19) and equaled her career bests with three made three-pointers, 37 minutes played and a team-high-tying eight rebounds ... Scored eight-plus points for the 25th straight game with 13 against No. 17/14 North Carolina (2/22) and also played a career-high-tying 37 minutes for the third game in a row ... Poured in a game-high 19 points at Wake Forest (2/26), plus set a career high with four made three-pointers and tied for the team lead with three assists ... Led all scorers with 20 points against No. 9/8 Florida State (3/1), her 10th game with 20-plus points on the season ... Scored a game-high 15 points, pulled down five rebounds and tied for the game lead with three assists in the victory over Virginia (3/5) in the ACC Tournament ... Garnered "Performance of the Day" honors from espnW on the first day of the NCAA Tournament after scoring a school NCAA Tournament-record 30 points in Miami's first round victory against sixth-seeded Washington (3/20) to lead all scorers across all games on the day, and also shot 8-of-10 at the free throw line, both marks tying career highs ... Scored 18 points, including 14 in a stretch of six and a half minutes in the second half, in the second round of the NCAA Tournament at No. 3 seed Iowa (3/22).

2013-14			
Opposition	P	R	A
UNF	9	8	2
Richmond	0	3	3
Middle Tennessee	2	3	4
at Oakland	8	3	3
Yale	4	4	2
St. Francis Brooklyn	9	4	2
Missouri	12	4	3
at Minnesota	2	0	1
Coppin State	8	1	5
at Arizona State	6	1	2
Morgan State	10	4	2
New Mexico	18	3	1
Penn	17	6	2
at Wake Forest	10	6	1
Florida State	8	4	5
at Virginia Tech	11	3	3
at Boston College	11	5	0
NC State	14	2	3
at Notre Dame	10	5	1
at Clemson	14	3	1
Duke	15	7	6
at North Carolina	27	8	2
Georgia Tech	26	3	8
Maryland	12	2	0
at Florida State	10	3	0
Syracuse	5	1	3
Wake Forest	15	3	4
at Virginia	21	7	4
Pittsburgh	2	6	2
vs. Florida State	11	5	3
Stetson	16	5	3

2014-15			
Opposition	P	R	A
Oakland	21	6	3
at Middle Tennessee	0	3	0
UNF	21	4	1
Arizona State	21	3	0
Illinois State	16	4	2
Tulsa	17	5	0
Wisconsin	21	7	6
Jacksonville	17	1	3
Coppin State	10	3	5
vs. UCLA	23	3	3
at Tulane	17	3	1
Florida A&M	12	4	5
LSU	16	5	1
Boston College	16	4	3
Notre Dame	32	7	4
at Virginia Tech	22	8	0
Clemson	15	4	0
at Duke	8	3	1
Virginia	8	3	2
at Louisville	18	4	2
at Pittsburgh	17	7	2
Virginia Tech	16	5	1
at Florida State	14	3	4
at Syracuse	14	3	3
Georgia Tech	18	6	1
at NC State	27	8	2
North Carolina	13	2	1
at Wake Forest	19	3	3
Florida State	20	5	2
vs. Virginia	15	5	3
vs. Notre Dame	5	2	2
vs. Washington	30	4	1
at Iowa	18	2	1

**Motley Season / Career Highs**

- Points**  
 Season: 32, vs. Notre Dame, 1/8/15  
 Career: 32, vs. Notre Dame, 1/8/15
- Rebounds**  
 Season: 8\*, at NC State, 2/19/15  
 Career: 8\*, at NC State, 2/19/15
- Assists**  
 Season: 6, vs. Wisconsin, 12/4/14  
 Career: 8, vs. Georgia Tech, 2/9/14
- Steals**  
 Season: 5, vs. Boston College, 1/4/15  
 Career: 5, vs. Boston College, 1/4/15
- Blocked Shots**  
 Season: 1\*, at Wake Forest, 2/26/15  
 Career: 1\*, at Wake Forest, 2/26/15
- Field Goals**  
 Season: 13, vs. Notre Dame, 1/8/15  
 Career: 13, vs. Notre Dame, 1/8/15
- Field Goal Attempts**  
 Season: 19, vs. Notre Dame, 1/8/15  
 Career: 19, vs. Notre Dame, 1/8/15
- Free Throws**  
 Season: 8+\*, vs. Washington, 3/20/15  
 Career: 8+\*, vs. Washington, 3/20/15
- Free Throw Attempts**  
 Season: 10+\*, vs. Washington, 3/20/15  
 Career: 10+\*, vs. Washington, 3/20/15
- 3-Point Field Goals**  
 Season: 4, at Wake Forest, 2/26/15  
 Career: 4, at Wake Forest, 2/26/15
- 3-Point Field Goal Attempts**  
 Season: 8, at Wake Forest, 2/26/15  
 Career: 8, at Wake Forest, 2/26/15
- Minutes**  
 Season: 37\*, vs. North Carolina, 2/22/15  
 Career: 37\*, vs. North Carolina, 2/22/15

\*Recorded more than once with most recent listed + NCAA Tournament game

**As a Freshman (2013-14):**

**2013-14 Blue Ribbon Panel ACC All-Freshman Team & Coaches ACC All-Freshman Team**  
**2013-14 All-ACC Academic Team**  
**ACC Rookie of the Week, 2/3/14**

Started 28 of 31 games played ... Averaged team-leading 11.1 points, 3.9 rebounds, 2.6 assists in 29.3 minutes per game ... Totaled 343 points, 122 rebounds, 82 assists and 908 minutes ... Hit 44.4 percent of shots from field, 30.0 percent (21-70) of shots from three and 72.5 percent (66-91) of shots at free throw line ... Started all 16 ACC games ... In ACC play averaged team-best 13.2 points and 4.3 rebounds in 31.1 minutes ... Totaled 211 points, team-high 43 assists and 68 rebounds ... Connected on 48.5 percent (79-163) from field, 38.9 percent (14-36) from three and 0.9 percent (39-55) at free throw line ... Reached double-figures in 10-straight ACC games from 1/9/14 to 1/16/14 ... Reached double-figures scoring in all but three ACC games ... Led the team in scoring in nine games ... Finished fifth among freshman in ACC play with 13.2 ppg ... Averaged impressive 15.8 ppg against Top-10 opponents (Notre Dame, Duke, UNC, Maryland) ... Season highs: 26 points at No. 6 North Carolina, 2/2/14; 8 rebounds at No. 6 North Carolina, 2/2/14; 4 steals vs. Wake Forest 2/23/14; 36 minutes vs. Georgia Tech, 2/9/14.

**High School:** Graduated from Woodside High School in 2013 ... Was ranked as the No. 27 overall player in the nation and seventh at her position by ESPN HoopGurlz ... TCIS Player of the Year ... Named TCIS first-team All-Conference ... Named 2011, 2012, and 2013 Peninsula District Player of the Year ... 2012 and 2013 Gatorade Player of the Year Finalist ... 2012 and 2013 first team all-state ... Nominee for 2013 McDonalds All-American Game ... Rated No. 27 overall and No. 7 guard in 2013 ESPN HoopGurlz Recruiting Rankings ... Recipient of 2013 Peninsula Sports Club Award, Outstanding High School Female Athlete of the Year ... 2012 Virginia Co-Player of the Year ... 2011-12 Eastern Region Player of the Year.

**Personal:** Born on Sept. 27, 1995, in Amsterdam, Netherlands ... Hobbies include listening to music ... Majoring in communications/broadcast journalism ... Held summer jobs at Hampton University communications program and as youth league coach ... Names Rajon Rondo as athletic role model ... Her uncle, Kenny Harris, played basketball at VCU ... Daughter of Adrian and Norma Motley ... Has two sisters, Nikesha Williams and Dominique Mason.

Season	CAREER STATISTICS			Total			3-Point			Free Throws			Rebounds			Scoring					
	GP	GS	Min.	Avg.	FG	FGA	Pct.	FG	FGA	Pct.	FT	FTA	Pct.	REB	Avg.	Ast.	TO	Blk	Stl	Pts.	Avg.
2013-14	31	28	908	29.3	128	288	.444	21	70	.300	66	91	.725	122	3.9	82	64	5	39	343	11.1
2014-15	33	33	1035	31.4	214	435	.492	35	99	.354	94	123	.764	139	4.2	68	55	3	47	557	16.9
TOTAL	64	61	1943	30.4	342	723	.473	56	169	.331	160	214	.748	261	4.1	150	119	8	86	900	14.1



# Khaila Prather

Freshman | Forward | 6-1

Upper Marlboro, Md. | Riverdale Baptist

**As a Freshman (2014-15):** Played in all 33 games and ranked third on the team with 15 blocked shots . . . Grabbed 105 rebounds on the season . . . Made her Miami debut against Oakland (11/14), scoring four points in the game . . . Had a then-career-best six rebounds in 13 minutes in the win over UNF (11/21) to tie for the game high . . . Grabbed five rebounds against Illinois State (11/28) . . . Her five rebounds in 11 minutes against Jacksonville (12/6) tied for the game high . . . Set career highs with six points and three made field goals against Florida A&M (12/28), also grabbing five rebounds in the game . . . Matched career highs with six points, a team-high six rebounds, three made field goals, and two steals in the Miami Holiday Tournament championship game against LSU (12/29) . . . Blocked multiple shots for the first time in her career in the win over Boston College (1/4) . . . Matched a career high with six rebounds in 20 minutes of action at Virginia Tech (1/11) . . . Set a then-career high with 23 minutes played against Virginia (1/21) and also equaled her then-career best with six rebounds . . . Blocked two shots at fourth-ranked Louisville (1/25), tying her career best . . . Recorded multiple assists for the first time in her career against Virginia Tech (2/5) and also equaled her career high with two blocks . . . Grabbed a team-leading, career-high 10 rebounds at No. 9/8 Florida State (2/8) and also played a career-high 27 minutes in the game.

**High School:** Graduated from Riverdale Baptist School . . . Won the Dick's Sporting Goods High School National Tournament at Madison Square Garden as a senior and the National Association of Christian Athletes championship . . . Averaged 12 points, 12 rebounds and 2.5 blocks as a senior and her team was ranked No. 10 by ESPN . . . McDonald's All-American Game nominee and MVP of the 2014 Roundball Classic . . . Selected to the All-Gazette Second Team as a senior . . . As a junior at North Point High School, helped the team to a 4A state title and the first undefeated season in school history at 27-0, finishing No. 25 in the ESPN rankings . . . Started every game of her high school basketball career . . . Received two varisty letters in cross country and two in track & field . . . Won the Minds in Motion Scholar Award and the Scholar Athlete Award at North Point . . . Riverdale Baptist Distinguished Honor Roll as a senior, North Point Highest Honors and Honor Roll the prior three years . . . Member of the National Honor Society . . . Tianna Hawkins of the Washington Mystics also attended Riverdale Baptist.

**Personal:** Full name is Khaila Alese Prather . . . Nicknames are KP and KK . . . Born June 21, 1996 . . . Parents are Craig and Susan Prather . . . Has an older brother, Craig, Jr. . . . Father is a captain in the US Navy and played basketball at the US Naval Academy, where he was a teammate of eventual NBA Hall of Famer David Robinson on the 1986-87 team that went 30-5 . . . Intends to take a pre-med track academically . . . Career goal is to be a pediatrician . . . Enjoys writing poetry and reading . . . Athletic role models are Elena Delle Donne of the Chicago Sky and Candace Parker of the Los Angeles Sparks.

Opposition	2014-15		
	P	R	A
Oakland	4	1	0
at Middle Tennessee	0	3	0
UNF	3	6	0
Arizona State	0	0	0
Illinois State	2	5	0
Tulsa	2	4	1
Wisconsin	0	2	0
Jacksonville	2	5	0
Coppin State	5	4	1
vs. UCLA	0	0	0
at Tulane	0	0	0
Florida A&M	6	5	1
LSU	6	6	0
Boston College	4	2	0
Notre Dame	2	3	0
at Virginia Tech	4	6	1
Clemson	2	5	0
at Duke	2	3	0
Virginia	2	6	1
at Louisville	2	3	0
at Pittsburgh	0	6	0
Virginia Tech	0	2	2
at Florida State	2	10	0
at Syracuse	2	3	0
Georgia Tech	1	1	0
at NC State	0	1	0
North Carolina	1	2	0
at Wake Forest	0	2	0
Florida State	2	2	0
vs. Virginia	0	0	0
vs. Notre Dame	2	3	0
vs. Washington	1	1	0
at Iowa	2	3	0

### Prather Season / Career Highs

- Points**  
Season: 6\*, vs. LSU, 12/29/14  
Career: 6\*, vs. LSU, 12/29/14
- Rebounds**  
Season: 10, at Florida State, 2/8/15  
Career: 10, at Florida State, 2/8/15
- Assists**  
Season: 2, vs. Virginia Tech, 2/5/15  
Career: 2, vs. Virginia Tech, 2/5/15
- Steals**  
Season: 2\*, vs. LSU, 12/29/14  
Career: 2\*, vs. LSU, 12/29/14
- Blocked Shots**  
Season: 2\*, vs. Virginia Tech, 2/5/15  
Career: 2\*, vs. Virginia Tech, 2/5/15
- Field Goals**  
Season: 3\*, vs. LSU, 12/29/14  
Career: 3\*, vs. LSU, 12/29/14
- Field Goal Attempts**  
Season: 6, vs. Florida A&M, 12/28/14  
Career: 6, vs. Florida A&M, 12/28/14
- Free Throws**  
Season: 3, vs. UNF, 11/21/14  
Career: 3, vs. UNF, 11/21/14
- Free Throw Attempts**  
Season: 4+\*, vs. Washington, 3/20/15  
Career: 4+\*, vs. Washington, 3/20/15
- 3-Point Field Goals**  
Season: N/A  
Career: N/A
- 3-Point Field Goal Attempts**  
Season: N/A  
Career: N/A
- Minutes**  
Season: 27, at Florida State, 2/8/15  
Career: 27, at Florida State, 2/8/15

\* Recorded more than once with most recent listed  
+ NCAA Tournament game

HURRICANES

CAREER STATISTICS														Scoring Avg.							
Season	GP	GS	Min.	Avg.	FG	Total FGA	Pct.	FG	3-Point FGA	Pct.	FT	FTA	Pct.	REB	Avg.	Ast.	TO	Blk	Stl	Pts.	Avg.
2014-15	33	0	393	11.9	22	69	.319	0	0	.000	17	36	.472	105	3.2	7	30	15	11	61	1.8
CAREER	33	0	393	11.9	22	69	.319	0	0	.000	17	36	.472	105	3.2	7	30	15	11	61	1.8



# ERYKAH DAVENPORT

Freshman | Forward | 6-2

# #30

Tucker, Ga. | Tucker

**As a Freshman (2014-15):** Played in all 33 games, twice scored double figures and finished second on Miami with 18 blocks . . . Ranked fifth on the team with 121 rebounds on the season and had the most boards of any Hurricane in a single game with 13 in the first round of the NCAA Tournament . . . Had six points, two rebounds and one block in her Hurricane debut against Oakland (11/14) . . . Recorded a block in each of the first five games of her career . . . Set then-career bests in points (nine), rebounds (five), field goals (four), and field goal attempts (six) in the win over Jacksonville (12/6), with her five boards tying for the team lead . . . Scored seven points, pulled down four rebounds and recorded multiple blocks for the first time in her career in Miami's win over Boston College (1/4) . . . Set a career high with three steals at Virginia Tech (1/11) and also equaled her then-career best with five rebounds . . . Set a then-career best with a team-high seven rebounds and also played a career-high 24 minutes at fourth-ranked Duke (1/18) . . . Set a new career high in rebounds for the second straight game, this time grabbing nine to tie for the game's top mark in the win over Virginia (1/21) . . . Recorded a career-high 13 points and pulled down eight rebounds, including a career-high six on the offensive end, at Pittsburgh (2/1), while also equaling her career best with two blocks . . . Had seven rebounds in the win over Virginia Tech (2/5), the fourth time in a five-game stretch she had seven-plus boards . . . Posted eight points, five rebounds and a career-high-tying three steals in the victory at No. 23/22 Syracuse (2/12) . . . Scored in double figures for the second time in her career with 10 points against No. 17/14 North Carolina (2/22), giving her 100 points as a Hurricane . . . Scored six points and led all players with a career-high 13 rebounds in the win over No. 6 seed Washington (3/20) in the first round of the NCAA Tournament.

**High School:** Graduated from Tucker High School . . . Selected as the 5A Georgia Player of the Year as a senior . . . Team captain and team MVP as both a junior and senior . . . Averaged 15 points, 10 rebounds, six assists and four steals as senior, leading her team in scoring, rebounding and steals . . . Won the first state title in school history as a senior, finishing the season with a 27-4 record . . . Averaged 16 points and nine rebounds as a junior . . . Named all-state as a sophomore and junior . . . Received a varsity letter in basketball all four years of high school . . . Played on the volleyball team as a junior and senior . . . Junior class president . . . Graduated with honors distinction . . . Member of the beta club . . . Part of the Cupcake Kids, a volunteer organization . . . High school prom queen . . . Notable Tucker alumni in athletics include Dwayne Harris of the Dallas Cowboys and former NBA player MarShon Brooks, who now plays in Italy.

**Personal:** Full name is Erykah Joyn'e Davenport . . . Nickname is "E" . . . Born July 24, 1996 . . . Mother is Quovadis Davenport . . . Has an older brother, Erus . . . Intends to major in public health . . . Enjoys singing and taking pictures . . . Favorite athlete is Érika de Souza of the Atlanta Dream.

Opposition	2014-15		
	P	R	A
Oakland	6	2	0
at Middle Tennessee	0	2	0
UNF	2	4	0
Arizona State	4	2	0
Illinois State	5	2	0
Tulsa	0	0	0
Wisconsin	0	2	0
Jacksonville	9	5	1
Coppin State	5	5	0
vs. UCLA	4	4	0
at Tulane	4	0	0
Florida A&M	1	5	0
LSU	0	1	0
Boston College	7	4	0
Notre Dame	0	0	0
at Virginia Tech	2	5	0
Clemson	2	2	0
at Duke	4	7	1
Virginia	3	9	0
at Louisville	0	2	0
at Pittsburgh	13	8	0
Virginia Tech	5	7	0
at Florida State	2	3	0
at Syracuse	8	5	0
Georgia Tech	0	3	0
at NC State	4	3	1
North Carolina	10	3	0
at Wake Forest	4	2	0
Florida State	5	3	0
vs. Virginia	0	2	0
vs. Notre Dame	1	3	0
vs. Washington	6	13	1
at Iowa	0	3	0

### Davenport Season / Career Highs

- Points**  
Season: 13, at Pittsburgh, 2/1/15  
Career: 13, at Pittsburgh, 2/1/15
- Rebounds**  
Season: 13+, vs. Washington, 3/20/15  
Career: 13+, vs. Washington, 3/20/15
- Assists**  
Season: 1+\*, vs. Washington, 3/20/15  
Career: 1+\*, vs. Washington, 3/20/15
- Steals**  
Season: 3\*, at Syracuse, 2/12/15  
Career: 3\*, at Syracuse, 2/12/15
- Blocked Shots**  
Season: 2\*, at Pittsburgh, 2/1/15  
Career: 2\*, at Pittsburgh, 2/1/15
- Field Goals**  
Season: 6, at Pittsburgh, 2/1/15  
Career: 6, at Pittsburgh, 2/1/15
- Field Goal Attempts**  
Season: 10, at Pittsburgh, 2/1/15  
Career: 10, at Pittsburgh, 2/1/15
- Free Throws**  
Season: 3, vs. Illinois State, 11/28/14  
Career: 3, vs. Illinois State, 11/28/14
- Free Throw Attempts**  
Season: 4\*, vs. Coppin State, 12/13/14  
Career: 4\*, vs. Coppin State, 12/13/14
- 3-Point Field Goals**  
Season: N/A  
Career: N/A
- 3-Point Field Goal Attempts**  
Season: N/A  
Career: N/A
- Minutes**  
Season: 24, at Duke, 1/18/15  
Career: 24, at Duke, 1/18/15

\* Recorded more than once with most recent listed + NCAA Tournament game

HURRICANES

CAREER STATISTICS				Total		3-Point			Free Throws			Rebounds				Scoring					
Season	GP	GS	Min.	Avg.	FG	FGA	Pct.	FG	FGA	Pct.	FT	FTA	Pct.	REB	Avg.	Ast.	TO	Blk	Stl	Pts.	Avg.
2014-15	33	0	409	12.4	50	114	.439	0	0	.000	16	37	.432	121	3.7	4	48	18	21	116	3.5
CAREER	33	0	409	12.4	50	114	.439	0	0	.000	16	37	.432	121	3.7	4	48	18	21	116	3.5



# SURIYA McGUIRE

Senior | Guard | 5-11

Minneapolis, Minn. | Roosevelt



### As a Senior (2014-15):

Played in all 33 games with 26 starts and posted double digits in the points column 11 times . . . Ranked second on Miami in rebounds per game (4.3) third in total free throws made (61) and attempted (105) . . . Finished her Hurricane career tied for third in games played (127) and 11th in blocked shots (76) . . . Recorded the second double-double of her career with 12 points a game-high 10 rebounds in the season-opening win over Oakland (11/14), also tying for a game-high three steals . . . Led the team in assists (three), tied for the team lead in rebounds (six) and tied for a game-high in blocks (two) at Middle Tennessee (11/17) . . . Had 10 points and five rebounds in the Miami Thanksgiving Tournament championship game win against Tulsa

(11/29) . . . Scored 19 points and matched a career high with a game-high five steals in Miami's ACC/Big Ten Challenge victory over Wisconsin (12/4) . . . Had 10 points, five rebounds and tied a game high with three steals against Coppin State (12/13), while also matching a career best with eight made free throws . . . Scored 13 points in the win over UCLA (12/18) and also attempted 10 free throws for the second straight game, making seven . . . Had a team-high five assists at Tulane (12/19), setting a new season best, and also pulled down eight rebounds . . . Scored 10 points and had three assists in the Miami Holiday Tournament championship game victory over LSU (12/29) . . . Posted 10 points and seven rebounds against Boston College (1/4) . . . Scored 11 points and tied for the team lead with eight rebounds in the win over fourth-ranked Notre Dame (1/8) . . . Recorded eight points, six rebounds and a game-high five assists to equal her season best in Miami's victory against Clemson (1/15) . . . Posted 11 points and seven rebounds against Virginia (1/21) . . . Had eight rebounds at fourth-ranked Louisville (1/25) to tie for the game lead . . . Scored 10 points, tied a career high with eight made free throws and grabbed a game-high nine rebounds at Pittsburgh (2/1) . . . Scored a team-high 17 points on 7-of-11 shooting from the field in Miami's win at No. 23/22 Syracuse (2/12) . . . Grabbed seven rebounds at NC State (2/19) and tied for the game high with five assists, matching her season best . . . Recorded nine points and six rebounds in the ACC Tournament win over Virginia (3/5).

**As a Junior (2013-14):** Started 21 of 31 games . . . Averaged 9.2 points, 4.5 rebounds, 1.6 assists in 24.8 minutes per game . . . Totaled 286 points, 140 rebounds, 51 assists and 768 minutes . . . Hit 42.8 percent (115-269) shots from field, 14.8 percent (4-27) from three and 56.5 percent (52-92) at free throw line . . . Started 9 of 16 ACC games . . . In ACC play averaged 8.7 points and 4.6 rebounds in 25.0 minutes . . . Totaled 139 points, 22 assists and 73 rebounds . . . Hit 39.9 percent (57-145) from field, 11.8 percent (2-17) from three and 54.8 percent (23-42) at free throw line . . . Notched 14 double-figure scoring games . . . Started season with three straight double-figure scoring games and four of first five . . . Led the Canes in scoring in two games . . . Season highs: 23 points vs. Duke, 01/30/14; 13 rebounds at Florida State, 2/16/14; 5 assists vs. NC State, 1/19/14; 4 steals vs. UNF, 11/8/13; 35 minutes vs. Richmond, 11/10/13.

**As a Sophomore (2012-13):** Scored 13 points and pulled down a career-best seven rebounds vs. Florida State (3/8) . . . Scored 12 points and grabbed four rebounds at Virginia Tech (3/3) . . . Tied a career-best with six rebounds at NC State (2/21), also added eight points . . . Scored 12 points and grabbed five rebounds vs. Boston College (2/17) . . . Scored 10 points vs. Florida State (2/10) to go with five rebounds and four assists . . . Scored 10 first-half points and had four assists vs. Virginia Tech (2/3) . . . Scored a career best of 17 points at Wake Forest (1/24), for the second time this season, made game-winning basket in final seconds . . . Scored 11 points, including reaching a career-best with five made free throws vs. Georgia Tech (1/17), added team-best four assists and four rebounds . . . Matched a career-high 13 points at No. 10 Maryland (1/10), also added five rebounds . . . Grabbed a career-best six rebounds vs. Wisconsin (12/29) . . . Poured in a new career-best 13 points to go with five steals vs. Alcorn State (12/3) . . . Scored eight points, including the game-winner on a layup against No. 6 Penn State (11/29) . . . Matched a career-best with five rebounds vs. Radford, also scored eight points (11/24) . . . Dished out five assists and scored four points to go with three steals vs. UNF (11/9).

**As a Freshman (2011-12):** Scored nine points at Boston College (1/29) . . . In just 11 minutes, scored season-best 10 points, to go with three rebounds and three blocks (12/29) . . . Scored six points with two boards vs. Holy Cross (12/28) . . . Dished out six assists to go with four rebounds vs. ULM (12/16) . . . Had four steals in just 11 minutes vs. Ole Miss (12/10) . . . Recorded career-first block vs. Longwood (11/27), while scoring five points and pulling down four rebounds . . . Had seven points with five rebounds vs. USF (11/24) . . . Scored nine points to go with four steals in 13 minutes vs. Prairie View A&M . . . Was defensive catalyst for Canes at No. 3 Tennessee (11/15), recording pair of steals to go with four points . . . Scored four points, grabbed five boards and handed out pair of assists in collegiate debut, win over Texas-Pan American (11/11).

**High School:** Was ranked as No. 7 overall player in nation by Collegiate Girls Basketball Report and fifth-best point guard by Hoopgurlz.com . . . Scored 13 points per game season ago and was one of five players to be named to Nike Nationals All-Tournament Team while playing for North Tartan AAU squad.

Opposition	2011-12	P	R	A
Texas Pan-American	4	5	2	
at Tennessee	4	0	0	
Prairie View A&M	9	0	0	
at Alaska-Anchorage	0	0	2	
vs. USF	7	5	0	
Longwood	5	4	1	
at Michigan State	2	2	2	
Rutgers	0	0	0	
Ole Miss	4	1	1	
Louisiana-Monroe	1	4	6	
at Georgetown	3	3	0	
Holy Cross	6	2	0	
VCU	10	3	0	
at North Carolina	5	3	1	
NC State	1	0	1	
at Georgia Tech	0	1	1	
Maryland	0	0	0	
at Florida State	0	0	0	
at Virginia	0	1	0	
Virginia Tech	0	0	1	
Wake Forest	0	0	1	
at Boston College	9	2	1	
at Clemson	4	4	0	
North Carolina	0	2	0	
at NC State	6	0	0	
Florida State	2	2	1	
at Duke	0	3	1	
Boston College	3	1	1	
vs. Wake Forest	0	2	0	
vs. Idaho State	9	1	0	
at Gonzaga	6	2	1	

Opposition	2012-13	P	R	A
UNF	4	4	5	
at Richmond	6	1	1	
Tennessee	2	5	1	
Florida Atlantic	6	4	4	
Radford	8	5	1	
Penn State	8	1	2	
Alcorn State	13	0	1	
Davidson	5	2	1	
at Rutgers	2	3	1	
NC State	5	4	3	
Central Conn. State	5	4	2	
Wisconsin	2	6	2	
Clemson	5	4	3	
Virginia	9	4	2	
at Maryland	13	5	1	
at Florida State	4	1	4	
Georgia Tech	11	4	4	
at Virginia	6	5	3	
at Wake Forest	17	2	2	
North Carolina	8	3	2	
at Duke	3	1	1	
Virginia Tech	10	3	4	
at Clemson	4	2	4	
Florida State	10	5	4	
Boston College	12	4	2	
at NC State	8	6	1	
at Georgia Tech	4	4	2	
Duke	7	3	3	
at Virginia Tech	12	4	2	
vs. Virginia Tech	0	4	0	
vs. Florida State	13	7	1	
at Iowa	8	6	3	

Opposition	2013-14	P	R	A
UNF	15	0	0	
Richmond	11	5	4	
Middle Tennessee	10	3	0	
at Oakland	3	3	3	
Yale	12	4	1	
St. Francis Brooklyn	5	3	2	
Missouri	16	8	3	
at Minnesota	11	9	5	
Coppin State	6	8	3	
at Arizona State	17	5	1	
Morgan State	8	2	3	
New Mexico	13	2	1	
Penn	8	5	0	
at Wake Forest	22	4	0	
Florida State	4	5	1	
at Virginia Tech	7	4	0	
at Boston College	0	2	1	
NC State	12	10	5	
at Notre Dame	6	2	1	
at Clemson	8	5	0	
Duke	23	3	0	
at North Carolina	5	4	3	
Clemson	2	2	1	
Maryland	8	2	1	
at Florida State	8	13	2	
Syracuse	6	7	0	
Wake Forest	11	4	0	
at Virginia	13	4	4	
Pittsburgh	4	2	3	
vs. Florida State	10	3	1	
Stetson	2	4	3	

Opposition	2014-15	P	R	A
Oakland	12	10	0	
at Middle Tennessee	6	6	3	
UNF	7	3	2	
Arizona State	8	2	0	
Illinois State	7	4	1	
Tulsa	10	5	2	
Wisconsin	19	2	0	
Jacksonville	0	1	2	
Coppin State	10	5	0	
vs. UCLA	13	4	2	
at Tulane	4	8	5	
Florida A&M	0	1	1	
LSU	10	3	3	
Boston College	10	7	1	
Notre Dame	11	8	2	
at Virginia Tech	5	3	0	
Clemson	8	6	5	
at Duke	1	4	1	
Virginia	11	7	1	
at Louisville	3	8	1	
at Pittsburgh	10	9	1	
Virginia Tech	3	3	2	
at Florida State	9	5	0	
at Syracuse	17	0	3	
Georgia Tech	2	2	2	
at NC State	5	7	5	
North Carolina	0	2	1	
at Wake Forest	2	3	2	
Florida State	0	1	0	
vs. Virginia	9	6	1	
vs. Notre Dame	0	0	1	
vs. Washington	2	5	0	
at Iowa	0	2	0	

### McGuire Season / Career Highs

- Points**  
Season: 19, vs. Wisconsin, 12/4/14  
Career: 23, vs. Duke, 1/30/14
- Rebounds**  
Season: 10, vs. Oakland, 11/14/14  
Career: 13, at Florida State, 2/16/14
- Assists**  
Season: 5\*, at NC State, 2/19/15  
Career: 6, vs. Louisiana-Monroe, 2/16/11
- Steals**  
Season: 5, vs. Wisconsin, 12/4/14  
Career: 5\*, vs. Wisconsin, 12/4/14
- Blocked Shots**  
Season: 21\*, vs. Notre Dame, 3/6/15  
Career: 3\*, vs. NC State, 1/19/14
- Field Goals**  
Season: 7\*, at Syracuse, 2/12/15  
Career: 10, at Wake Forest, 1/4/14
- Field Goal Attempts**  
Season: 16, vs. Wisconsin, 12/4/14  
Career: 16\*, vs. Wisconsin, 12/4/14
- Free Throws**  
Season: 8\*, at Pittsburgh, 2/1/15  
Career: 8\*, at Pittsburgh, 2/1/15
- Free Throw Attempts**  
Season: 10\*, at Pittsburgh, 2/1/15  
Career: 13, vs. Missouri, 11/30/13
- 3-Point Field Goals**  
Season: 2\*, at Syracuse, 2/12/15  
Career: 2\*, at Syracuse, 2/12/15
- 3-Point Field Goal Attempts**  
Season: 4\*, at Syracuse, 2/12/15  
Career: 4\*, at Syracuse, 2/12/15
- Minutes**  
Season: 34, at Middle Tenn., 11/17/14  
Career: 35, vs. Richmond, 11/10/13

\* Recorded more than once with most recent listed

Season	CAREER STATISTICS				Total		3-Point		Free Throws		Rebounds				Scoring						
	GP	GS	Min.	Avg.	FG	Pct.	FG	FGA	Pct.	FT	FTA	Pct.	REB	Avg.	Ast.	TO	Blk	Stl	Pts.	Avg.	
2011-12	31	0	321	10.4	39	.92	424	3	8	.375	19	32	.594	53	1.7	24	43	11	26	100	3.2
2012-13	32	21	772	24.1	92	.250	.368	6	29	.207	40	72	.556	116	3.6	72	84	22	44	230	7.2
2013-14	31	21	768	24.8	115	.269	.428	4	27	.148	52	92	.565	140	4.5	51	69	31	43	286	9.2
2014-15	33	26	714	21.6	71	.207	.343	11	44	.250	61	105	.581	142	4.3	50	55	12	33	214	6.5
TOTAL	127	68	2575	20.3	317	.818	.388	24	108	.222	172	301	.571	451	3.6	197	251	76	146	830	6.5



## **HISTORY & RECORDS**

---

Postseason History .....	27
Postseason Teams .....	28-30
Hurricane Honors .....	31-32
® Team Game Records .....	33
Team Season Records & Streaks .....	34
Individual Career Records .....	35-36
Individual Season Records .....	36-37
Individual Game Records .....	37-38
Year-by-Year Leaders .....	38-39
1,000 Points Club .....	40-42
All-Time Results .....	43-49
All-Time Series Results .....	50-56
Year-by-Year Coaching Records .....	57
Hurricane Letterwinners .....	58
Retired Numbers .....	59

# Postseason History

## NCAA Tournament Results (5-10)

<b>1988-89 (No. 8 seed — Midwest Regional)</b>				
3/15/89	at No. 9 Oklahoma State	L	93-69	Stillwater, Okla.
<b>1991-92 (No. 2 seed — East Regional)</b>				
3/21/92	vs. No. 7 North Carolina	W	86-72	Coral Gables, Fla.
3/26/92	vs. No. 3 Vanderbilt	L	77-67	Charlottesville, Va.
<b>1992-93 (No. 5 seed — East Regional)</b>				
3/17/93	vs. No. 12 St. Peter's	W	61-44	Coral Gables, Fla.
3/20/93	at No. 4 Western Kentucky	L	73-63	Bowling Green, Ky.
<b>1997-98 (No. 11 seed — Midwest Region)</b>				
3/14/98	vs. No. 6 Clemson	L	60-49	Ruston, La.
<b>2002-03 (No. 11 seed — Midwest Region)</b>				
3/22/03	at No. 6 New Mexico	L	91-85 (OT)	Albuquerque, N.M.
<b>2003-04 (No. 5 seed — West Region)</b>				
3/21/04	vs. No. 12 Maryland	L	86-85	Baton Rouge, La.
<b>2010-11 (No. 3 seed — Dayton Region)</b>				
3/20/11	vs. No. 14 Gardner-Webb	W	80-62	Charlottesville, Va.
3/22/11	vs. No. 6 Oklahoma	L	88-83	Charlottesville, Va.
<b>2011-12 (No. 3 seed — Kingston Region)</b>				
3/17/12	vs. No. 14 Idaho State	W	70-41	Spokane, Wash.
3/19/12	at No. 11 Gonzaga	L	65-54	Spokane, Wash.
<b>2012-13 (No. 8 seed — Norfolk Region)</b>				
3/24/13	at No. 8 Iowa	L	69-53	Iowa City, Iowa
<b>2013-14 (No. 11 seed — Oklahoma City Region)</b>				
3/22/15	vs. No. 6 Washington	W	86-80	Iowa City, Iowa
3/24/15	at No. 3 Iowa	L	88-70	Iowa City, Iowa

## NCAA Tournament

NCAA Appearances	10
Overall Record	5-10
Sweet 16 Appearances	1

1988-89	First Round
1991-92	Sweet Sixteen
1992-93	Second Round
1997-98	First Round
2002-03	First Round
2003-04	First Round
2010-11	Second Round
2011-12	Second Round
2012-13	First Round
2014-15	Second Round

## NIT Results (8-6)

<b>1989-90</b>				
3/22/90	vs. Illinois State	W	85-83	Amarillo, Texas
3/23/90	vs. Kentucky	L	80-68	Amarillo, Texas
3/24/90	vs. Charlotte	L	82-80	Amarillo, Texas
<b>1998-99</b>				
3/12/99	at Rice	L	65-58	Houston, Texas
<b>2001-02</b>				
3/13/02	at Georgia Tech	W	73-64	Atlanta, Ga.
3/16/02	at Houston	L	83-76	Houston, Texas
<b>2005-06</b>				
3/18/06	vs. FIU	W	95-83	Coral Gables, Fla.
3/22/06	at Virginia	L	82-73	Charlottesville, Va.
<b>2009-10</b>				
3/18/10	vs. Florida Gulf Coast	W	70-57	Coral Gables, Fla.
3/21/10	vs. Florida	W	77-64	Coral Gables, Fla.
3/25/10	vs. North Carolina A&T	W	84-77	Coral Gables, Fla.
3/28/10	at Providence	W	73-65	Providence, R.I.
3/31/10	at Michigan	W	76-59	Ann Arbor, Mich.
4/3/10	at California	L	73-61	Berkeley, Calif.
<b>2013-14</b>				
3/20/14	vs. Stetson	L	70-63	Coral Gables, Fla.

## NIT

NIT Appearances	6
Overall Record	8-7
Final Appearances	1

1989-90	Second Round
1998-99	First Round
2001-02	Second Round
2005-06	Second Round
2009-10	Final
2013-14	First Round

## AIAW Results (0-2)

<b>1980-81</b>				
3/5/81	at Southern Miss	L	80-75	Hattiesburg, Miss.
<b>1981-82</b>				
3/7/82	vs. Delta State	L	81-66	Tallahassee, Fla.

## AIAW

AIAW Appearances	2
Overall Record	0-2



# Postseason Teams

## NCAA Tournament

**1988-89 Record: 21-8 (11-1 H, 7-7 A, 3-0 N)**

**Head Coach: Ferne Labati**

**Assistant Coaches: Robin Harmony, Carlos Aldave**

3	Lisa Jones	F	5-9	JR	Miami, Fla. (Florida JC)
12	Elaine Harlow	G	5-5	JR	Cocoa Beach, Fla. (Cocoa Beach)
15	Julie Feicht	G	5-7	FR	East Liverpool, Ohio (Wellsville)
22	Merren Armour	G	5-9	FR	Anncville, Pa. (Anncville)
23	Tanya Wood	F	5-9	SO	Jersey City, N.J. (St. Peter's College)
24	Frances Savage	F	5-9	SO	Ft. Lauderdale, Fla. (Piper)
25	Melissa Edwards	C	6-0	JR	Morrow, Ga. (Morrow)
33	Vicki Bowers	F	5-10	FR	Nevada, Ohio (Upper Sandusky)
34	Chountelle Bullock	F	5-10	JR	Bradenton, Fla. (USF)
41	Sherri Eyer	F	5-10	FR	Hershey, Penn. (Hershey)
42	Jeannie Hebert	G	5-8	FR	N. Pole, Alaska (Monroe Catholic)
43	Nanci Clayton	C	6-0	JR	Los Angeles, Calif. (Locke)

**1991-92 Record: 30-2 (17-0 H, 11-1 A, 2-1 N)**

**BIG EAST: 18-0**

**BIG EAST Regular Season & Tournament Champions**

**Head Coach: Ferne Labati**

**Assistant Coaches: Robin Harmony, Dan Olson, Toni Smiley**

14	Mary Tantillo	G	5-5	SO	North Beach, N.J. (Southern Regional)
15	Dellareese Wilson	G	5-9	JR	Miami, Fla. (Norland)
20	Tanya Young	F	5-11	FR	Miami, Fla. (South Miami)
22	Merren Armour	G	5-9	SR	Canberra, Australia (Anncville, PA)
23	Ronnie McGarry	F	5-11	SO	W. Swanzey, N.H. (Monadnock Regional)
24	Frances Savage	F	5-9	SR	Ft. Lauderdale, Fla. (Piper)
25	Vicki Plowden	C	6-0	JR	Miami, Fla. (South Miami)
33	Vicki Bowers	F	5-10	SR	Nevada, Ohio (Upper Sandusky)
40	Carla Harris	G	5-9	JR	Miami, Fla. (Norland)
41	Sherri Eyer	F	5-10	SR	Hershey, Pa. (Hershey)
42	Jeannie Hebert	G	5-8	SR	North Pole, Alaska (Monroe Catholic)
43	Galia Maik	F	6-0	SO	Petah-Tikva, Israel (Tel-Aviv University)
44	Cami Young	F	6-0	JR	Orlando, Fla. (Valencia CC)

**1992-93 Record: 24-7 (13-3 H, 8-4 A, 2-0 N)**

**BIG EAST: 15-3**

**BIG EAST Regular Season & Tournament Champions**

**Head Coach: Ferne Labati**

**Assistant Coaches: Robin Harmony, Toni Smiley**

**Grad. Asst: Jeannie Hebert**

3	Nickki Mitchell	G	5-6	JR	St. Pete, Fla. (Miami-Dade CC South)
12	Holly Rilinger	G	5-4	FR	Waynesboro, Va. (Waynesboro)
14	Mary Tantillo	G	5-6	SR	North Beach, N.J. (Southern Regional)
15	Dellareese Wilson	G	5-9	SR	Miami, Fla. (Norland)
20	Tanya Young	F	5-11	SO	Miami, Fla. (South Miami)
21	Desma Thomas	F	5-11	FR	Miami, Fla. (American)
22	Christine Olson	C	6-4	FR	Seminole, Fla. (Seminole)
23	Ronnie McGarry	F	5-11	JR	W. Swanzey, N.H. (Monadnock Regional)
25	Vicki Plowden	C	6-0	SR	Miami, Fla. (South Miami)
30	Nina Wagner	G	5-5	SO	Horsham, Pa. (Archbishop Wood)
32	Veronica Watson	C	6-3	FR	Pigeon Forge, Tenn. (Sevier County)
33	Mionsha Jones	F	5-11	FR	Miami, Fla. (American)
41	Carla Harris	G	5-9	SR	Miami, Fla. (Norland)
43	Galia Maik	F	6-0	JR	Petah-Tikva, Israel (Tel-Aviv University)
44	Cami Young	F	6-0	JR	Orlando, Fla. (Valencia CC)

**1997-98 Record: 19-10 (12-1 H, 5-8 A, 2-1 N)**

**BIG EAST: 13-5**

**Head Coach: Ferne Labati**

**Associate Head Coach: Robin Harmony**

**Assistant Coaches: Toni Smiley, Nina Wagner**

3	McChelle Murray	G	5-11	SR	Hollywood, Fla. (Norland)
10	Octavia Blue	F	6-1	SR	Deerfield Beach, Fla. (Davie Nova)
13	Gina Graziani	G	5-8	SO	Pembroke Pines, Fla. (Cooper City)
14	Tessa Iacoboni	G	5-5	SR	Holidaysburg, Pa. (Holidaysburg Senior)
20	Shannon Drury	G	5-8	SO	Virginia Beach, Va. (Frank W. Cox)
23	Kym Hope	F/C	6-2	JR	Hollywood, Fla. (McArthur)
24	Dona Nando	G	5-6	FR	Flushing, N.Y. (Cardozo)
31	Cassandra Wimes	G	5-10	JR	Miami, Fla. (Central)
34	Beth Barnhart	G	5-9	JR	Hodgen, Okla. (Moss School)
41	Camilla Östh	F/C	6-2	FR	Sodertalje, Sweden (Sodertalje BBK)
42	Jennifer Jordan	C	6-0	JR	Miami, Fla. (Norland)
53	Saritta Hines	F	5-11	FR	Detroit, Mich. (Martin Luther King)

**2002-03 Record: 18-11 (11-4 H, 5-7 A, 2-2 N)**

**BIG EAST: 8-8**

**Head Coach: Ferne Labati**

**Associate Head Coach: Robin Harmony**

**Assistant Coaches: Geneva Morgan, Nina Wagner**

1	Tatjana Marincic	G/F	6-2	FR	Mississauga, Ontario (T.L. Kennedy)
2	Tamara James	G/F	5-9	FR	Dania, Fla. (South Broward)
3	Melissa Knight	F	5-11	SO	Philadelphia, Pa. (William Penn Charter)
10	Yalonda McCormick	G	5-8	SO	Miami, Fla. (Monsignor Pace)
15	Vera Arsova	F	6-1	JR	STIP, Macedonia (Slavco Stojmenski)
22	Fallon Phanord	G	5-9	SO	Miami, Fla. (Dr. Michael M. Krop)
23	Shaquana Wilkins	F	6-2	JR	Plymouth, Fla. (Winter Park)
25	Meghan Saake	G	5-10	SR	Wellington, Fla. (Wellington)
30	Hutashi Wilson	G	5-6	JR	Toronto, Canada (Michael Power)
34	Alicia Hartlaub	F	6-2	SR	Schaefferstown, Pa. (Elco)
40	Katie Hayek	G	5-9	FR	Lancaster, Pa. (Lancaster Catholic)
53	Chanivia Broussard	F	6-0	JR	Miami, Fla. (Northwestern)

**2003-04 Record: 22-7 (12-2 H, 7-3 A, 3-2 N)**

**BIG EAST: 11-5**

**Head Coach: Ferne Labati**

**Associate Head Coach: Robin Harmony**

**Assistant Coaches: Meghan Burke, Jackie Moore**

00	Amy Audibert	F/C	6-3	FR	Niagara Falls, Ontario (A.N. Myer)
1	Tatjana Marincic	G/F	6-2	SO	Mississauga, Ontario (T.L. Kennedy)
2	Tamara James	G/F	5-9	SO	Dania, Fla. (South Broward)
3	Melissa Knight	F	5-11	JR	Philadelphia, Pa. (William Penn Charter)
5	Imani Dhahabu	F/C	6-1	FR	Vallejo, Calif. (Salesian)
10	Yalonda McCormick	G	5-8	JR	Miami, Fla. (Monsignor Pace)
15	Vera Arsova	F	6-1	SR	STIP, Macedonia (Slavco Stojmenski)
21	Sandra Jansson	G	5-6	FR	Sodertalje, Sweden (Vastergards)
22	Fallon Phanord	G	5-9	JR	Miami, Fla. (Dr. Michael M. Krop)
23	Shaquana Wilkins	F	6-2	SR	Plymouth, Fla. (Winter Park)
30	Hutashi Wilson	G	5-6	SR	Toronto, Canada (Michael Power)
40	Katie Hayek	G	5-9	SO	Lancaster, Pa. (Lancaster Catholic)
53	Chanivia Broussard	F	6-0	SR	Miami, Fla. (Northwestern)

# Postseason Teams

**2010-11 Record: 28-5 (20-0 H, 6-3 A, 2-2 N)**

**ACC: 12-2**

**Head Coach: Katie Meier**

**Assistant Coaches: Darrick Gibbs, Carolyn Kieger, Vernetta Skeets**

1	Riquna Williams	G	5-6	JR	Pahokee, Fla. (Pahokee)
2	Stefanie Yderstrom	G	5-8	SO	Ostertalje, Sweden (Igelstaviken)
12	Krystal Saunders	G	5-8	FR	West Park, Fla. (South Broward)
21	Stephanie Gardner	G	5-7	FR	Glassboro, N.J. (Glassboro)
23	Shanel Williams	G	5-8	SO	Chesapeake, Va. (Indian River)
32	Morgan Stroman	F	6-1	SO	Hopkins, S.C. (Lower Richland)
34	Sylvia Bullock	F	6-2	JR	Anchorage, Alaska (South Anchorage)
42	Shenise Johnson	G	5-11	JR	Henrietta, N.Y. (Rush-Henrietta)
50	Maria Brown	F	6-1	FR	Monroe, La. (Ouchita Parish)
54	Selina Archer	C	6-4	FR	Clermont, Fla. (East Ridge)

**2011-12 Record: 26-6 (16-0 H, 9-5 A, 1-1 N)**

**ACC: 14-2**

**Head Coach: Katie Meier**

**Assistant Coaches: Darrick Gibbs, Carolyn Kieger, Vernetta Skeets**

1	Riquna Williams	G	5-6	SR	Pahokee, Fla. (Pahokee)
2	Stefanie Yderstrom	G	5-8	JR	Ostertalje, Sweden (Igelstaviken)
10	Michelle Woods	G	5-8	FR	Naples, Fla. (Community)
12	Krystal Saunders	G	5-8	SO	West Park, Fla. (South Broward)
15	Tyler Hobgood	F	6-1	FR	Oxford, N.C. (J.F. Webb)
23	Shanel Williams	G	5-8	JR	Chesapeake, Va. (Indian River)
24	Jessica Capers	F	6-2	JR	Gastonia, N.C. (Indian River CC)
32	Morgan Stroman	F	6-1	JR	Hopkins, S.C. (Lower Richland)
33	Suriya McGuire	G	5-11	FR	Minneapolis, Minn. (Roosevelt)
34	Sylvia Bullock	F	6-2	SR	Anchorage, Alaska (South Anchorage)
40	Shawnice Wilson	C	6-6	JR	Pittsburgh, Pa. (Pittsburgh)
42	Shenise Johnson	G	5-11	SR	Henrietta, N.Y. (Rush-Henrietta)
50	Maria Brown	F	6-1	SO	Monroe, La. (Ouchita Parish)
54	Selina Archer	C	6-4	SO	Clermont, Fla. (East Ridge)

**2012-13 Record: 21-11 (15-3 H, 5-7 A, 1-1 N)**

**ACC: 11-7**

**Head Coach: Katie Meier**

**Assistant Coaches: Darrick Gibbs, Carolyn Kieger, Octavia Blue**

1	Caprice Dennis	G	5-9	FR	Detroit, Mich. (Pershing)
2	Stefanie Yderstrom	G	5-8	SR	Ostertalje, Sweden (Igelstaviken)
10	Michelle Woods	G	5-8	SO	Naples, Fla. (Community)
12	Krystal Saunders	G	5-8	SO	West Park, Fla. (South Broward)
32	Morgan Stroman	F	6-1	SR	Hopkins, S.C. (Lower Richland)
33	Suriya McGuire	G	5-11	SO	Minneapolis, Minn. (Roosevelt)
40	Shawnice Wilson	C	6-6	SR	Pittsburgh, Pa. (Pittsburgh)
50	Maria Brown	F	6-1	JR	Monroe, La. (Ouchita Parish)

**2014-15 Record: 20-13 (15-3 H, 2-9 A, 3-1 N)**

**ACC: 8-8**

**Head Coach: Katie Meier**

**Assistant Coaches: Darrick Gibbs, Octavia Blue, Zach Kancher**

0	Keyanna Harris	F	6-0	FR	Riveria Beach, Fla. (William T. Dwyer)
3	Jessica Thomas	G	5-6	SO	Gainesville, Fla. (Buchholz)
5	Nigia Greene	G	5-10	RFR	Atlanta, Ga. (St. Francis)
10	Michelle Woods	G	5-8	RJR	Naples, Fla. (Community)
14	Aisha Edwards	G	5-8	FR	Boca Raton, Fla. (West Boca Raton)
15	Necole Sterling	F	5-10	SR	Los Angeles, Calif. (Gulf Coast St. Coll.)
20	Keyona Hayes	F	6-1	JR	Marietta, Ga. (St. Francis)
21	Jassany Williams	F	6-2	RSR	Davie, Fla. (Auburn)
23	Adrienne Motley	G	5-9	SO	Newport News, Va. (Woodside)
25	Khaila Prather	F	6-1	FR	Upper Marlboro, Md. (Riverdale Baptist)
30	Erykah Davenport	F	6-2	FR	Tucker, Ga. (Tucker)
33	Suriya McGuire	G	5-11	SR	Minneapolis, Minn (Roosevelt)

# WNIT

**1989-90 Record: 25-6 (13-1 H, 8-1 A, 4-4 N)**

**Head Coach: Ferne Labati**

**Assistant Coaches: Robin Harmony, Tim Rapant, Toni Smiley**

3	Lisa Jones	F	5-9	SR	Miami, Fla. (Florida JC)
12	Elaine Harlow	G	5-5	SR	Cocoa Beach, Fla. (Cocoa Beach)
14	Christi Johnson	G	5-5	SO	Chattanooga, Tenn. (Southridge, Fla.)
22	Merren Armour	G	5-9	SO	Annnville, Pa. (Annnville)
23	Tanya Wood	F	5-9	JR	Jersey City, N.J. (St. Peter's College)
24	Frances Savage	F	5-9	JR	Ft. Lauderdale, Fla. (Piper)
32	Margaret Farley	G/F	5-10	FR	Belle Glade, Fla. (Glades Central-Comm.)
33	Vicki Bowers	F	5-10	SO	Nevada, Ohio (Upper Sandusky)
35	Belinda Kunczt	C	6-4	FR	Peru, Ind. (Maconaquah)
41	Sherri Eyer	F	5-10	SO	Hershey, Penn. (Hershey)
42	Jeannie Hebert	G	5-8	SO	North Pole, Alaska (Monroe Catholic)
43	Nanci Clayton	C	6-0	SR	Los Angeles, Calif. (Locke)

**1998-99 Record: 15-14 (10-4 H, 4-10 A, 1-0 N)**

**BIG EAST: 9-9**

**Head Coach: Ferne Labati**

**Assistant Coaches: Robin Harmony, Dan Olson, Toni Smiley**

4	Rachel Oates	G	5-4	SO	Plantation, Fla. (Dade Christian)
5	Sheila James	G	5-3	FR	Rubonia, Fla. (Palmetto)
10	Bianca Rosales	G	5-9	SO	Miami, Fla. (Holy Cross)
13	Gina Graziani	G	5-8	JR	Pembroke Pines, Fla. (Cooper City)
20	Shannon Drury	G	5-8	JR	Virginia Beach, Va. (Frank W. Cox)
23	Kym Hope	F/C	6-2	SR	Hollywood, Fla. (McArthur)
24	Dona Nando	G	5-6	SO	Flushing, N.Y. (Cardozo)
30	Toni Williams	F/C	6-4	FR	LaBelle, Fla. (LaBelle)
31	Cassandra Wimes	G	5-10	SR	Miami, Fla. (Central)
33	Kathryn Fowler	F	6-0	FR	New York, N.Y. (Christ the King)
34	Beth Barnhart	G	5-9	SR	Hodgen, Okla. (Moss School)
41	Camilla Östh	F/C	6-2	SO	Sodertalje, Sweden (Sodertalje BBK)
42	Jennifer Jordan	C	6-0	SR	Miami, Fla. (Norland)
45	Martha Bodley	C	6-3	FR	St. Croix, U.S.V.I. (St. Croix Educational)
52	Christal White	F	5-11	FR	Pittsburgh, Pa. (Mt. Alvernia)

**2001-02 Record: 19-12 (12-3 H, 5-8 A, 2-1 N)**

**BIG EAST: 10-6**

**Head Coach: Ferne Labati**

**Associate Head Coach: Robin Harmony**

**Assistant Coaches: Geneva Morgan, Nina Wagner**

3	Melissa Knight	F	5-11	FR	Philadelphia, Pa. (William Penn Charter)
5	Sheila James	G	5-5	SR	Orlando, Fla. (Palmetto)
10	Yalonda McCormick	G	5-8	FR	Miami, Fla. (Monsignor Pace)
14	Yolanda Whigham	G	5-8	FR	Plant City, Fla. (Plant City)
15	Vera Arsova	F	6-1	FR	STIP, Macedonia (Slavco Stojmenski)
21	Amanda Papuga	G	5-10	JR	Oak Brook, Ill. (Lyons Township)
22	Fallon Phanord	G	5-9	FR	Miami, Fla. (Dr. Michael M. Krop)
23	Shaquana Wilkins	F	6-2	SO	Plymouth, Fla. (Winter Park)
25	Meghan Saake	G	5-10	JR	Wellington, Fla. (Wellington)
30	Hutashi Wilson	G	5-6	SO	Toronto, Canada (Michael Power)
33	Kathryn Fowler	F	6-0	SR	New York, N.Y. (Christ the King)
34	Alicia Hartlaub	F	6-2	JR	Schaefferstown, Pa. (Elco)
45	Martha Bodley	C	6-3	SR	St. Croix, U.S.V.I. (St. Croix Educational)
53	Chanivia Broussard	F	6-0	SO	Miami, Fla. (Northwestern)

# Postseason Teams

**2005-06 Record: 17-13 (13-5 H, 4-6 A, 0-2 N)**

**ACC: 6-8**

**Head Coach: Katie Meier**

**Assistant Coaches: Darrick Gibbs, Angie Hembree, Tombi Bell**

00	Amy Audibert	F/C	6-3	JR	Niagara Falls, Ontario (A.N. Myer)
1	Tatjana Marincic	G/F	6-1	SR	Mississauga, Ontario (T.L. Kennedy)
2	Tamara James	G/F	5-9	SR	Dania, Fla. (South Broward)
3	Melissa Knight	F	5-11	SR	Philadelphia, Pa. (William Penn Charter)
4	Lamese James	G/F	6-0	SO	Hollywood, Fla. (South Broward)
5	Imani Dhahabu	F/C	6-1	JR	Vallejo, Calif. (Salesian)
20	Albrey Grimsley	G	5-9	SO	Fort Pierce, Fla. (Centennial)
21	Renee Taylor	G	5-2	JR	Harlem, N.Y. (Monroe CC)
23	LaToya Cunningham	G	5-6	FR	Vallejo, Calif. (La Jolla Country Day)
30	Selena Eskinazi-Budge	G	5-9	SO	Beachwood, Ohio (Beachwood)
32	Brittany Denson	C	6-3	FR	Winter Haven, Fla. (Winter Haven)
33	Marianne Curtis	G	5-8	SO	Miami, Fla. (Palmetto)
40	Katie Hayek	G	5-9	SR	Lancaster, Pa. (Lancaster Catholic)

**2009-10 Record: 22-14 (13-6 H, 9-7 A, 0-1 N)**

**ACC: 4-10**

**Head Coach: Katie Meier**

**Assistant Coaches: Darrick Gibbs, Carolyn Kieger, Lonnette Hall**

1	Riquna Williams	G	5-6	SO	Pahokee, Fla. (Pahokee)
3	Stefanie Yderstrom	G	5-8	FR	Ostertalje, Sweden (Igelstaviken)
13	Hannah Shaw	C	6-4	FR	Nottingham, England (Beckett School)
14	Charmaine Clark	G/F	5-11	SR	Hinesville, Ga. (Bradwell Institute)
23	Shanel Williams	G	5-8	FR	Chesapeake, Va. (Indian River)
31	Lee Anna Osei	G	5-3	FR	Toronto, Ontario, Canada (Commerce)
32	Morgan Stroman	F	6-1	FR	Hopkins, S.C. (Lower Richland)
33	Diane Barnes	F	6-2	SR	Lakeland, Fla. (Trinity Valley CC)
34	Sylvia Bullock	F	6-2	SO	Anchorage, Alaska (South Anchorage)
42	Shenise Johnson	G	5-11	SO	Henrietta, N.Y. (Rush-Henrietta)

**2013-14 Record: 16-15 (10-9 H, 6-5 A, 0-1 N)**

**ACC: 8-8**

**Head Coach: Katie Meier**

**Assistant Coaches: Darrick Gibbs, Carolyn Kieger, Octavia Blue**

1	Caprice Dennis	G	5-9	So.	Detroit, Mich. (Pershing)
3	Jessica Thomas	G	5-6	Fr.	Gainesville, Fla. (Buchholz)
5	Nigia Greene	G	5-10	Fr.	Atlanta, Ga. (St. Francis)
10	Michelle Woods	G	5-8	Jr.	Naples, Fla. (Community)
13	Tara Scwhitter	G	5-7	Sr.	Oradell, N.J. (Immaculate Heart Academy)
12	Krystal Saunders	G	5-8	Sr.	West Park, Fla. (South Broward)
15	Necole Sterling	F	5-10	Jr.	Los Angeles, Calif. (Gulf Coast St. Coll.)
20	Keyona Hayes	F	6-1	So.	Marietta, Ga. (St. Francis)
21	Jassany Williams	F	6-2	RJr.	Davie, Fla. (Auburn)
33	Suriya McGuire	G	5-11	Jr.	Minneapolis, Minn. (Roosevelt)
23	Adrienne Motley	G	5-9	Fr.	Newport News, Va. (Woodside)
50	Maria Brown	F	6-1	Sr.	Monroe, La. (Ouachita Parish)

HISTORY

# Hurricane Honors

## National Player of the Year

Name	Organization	Year
Frances Savage	Sports Illustrated	1991-92

## Conference Player of the Year

Name	Conference	Year
Frances Savage	BIG EAST	1991-92
Shenise Johnson	ACC	2010-11

## Preseason Conference Player of the Year

Name	Conference	Year
Vicki Plowden	BIG EAST	1992-93
Shenise Johnson	ACC	2011-12

## All-Americans

Name	Organization	Team	Year
Frances Savage	Kodak/WBCA	Honorable Mention	1990-91
Frances Savage	AP	Second Team	1990-91
Jeannie Hebert	WBBY	Honorable Mention	1991-92
Vicki Plowden	WBBY	Honorable Mention	1991-92
Frances Savage	Kodak/WBCA	First Team	1991-92
Vicki Plowden	Kodak/WBCA	Honorable Mention	1992-93
Octavia Blue	Kodak/WBCA	Honorable Mention	1997-98
Octavia Blue	WBNS	Third Team	1997-98
Tamara James	Kodak/WBCA	Honorable Mention	2002-03
Tamara James	AP	Honorable Mention	2002-03
Tamara James	Full Court Press	Honorable Mention	2003-04
Tamara James	Kodak/WBCA	Honorable Mention	2004-05
Tamara James	AP	Honorable Mention	2004-05
Tamara James	WBNS	Second Team	2005-06
Tamara James	Full Court Press	Third Team	2005-06
Tamara James	AP	Honorable Mention	2005-06
Tamara James	Kodak/WBCA	Honorable Mention	2005-06
Shenise Johnson	State Farm/WBCA	First Team	2010-11
Shenise Johnson	USBWA	First Team	2010-11
Shenise Johnson	Full Court Press	Second Team	2010-11
Shenise Johnson	AP	Third Team	2010-11
Riquna Williams	AP	Honorable Mention	2010-11
Shenise Johnson	WBCA	First Team	2011-12
Shenise Johnson	USBWA	First Team	2011-12
Shenise Johnson	NetScouts	First Team	2011-12
Shenise Johnson	College Sports Madness	First Team	2011-12
Shenise Johnson	AP	Second Team	2011-12
Riquna Williams	AP	Third Team	2011-12

AP—Associated Press

WBCA—Women's Basketball Coaches Association

WBNS—Women's Basketball News Service

USBWA—United State Basketball Writer's Association WBBY—Women's Basketball Yearbook

## Preseason All-Americans

Name	Organization	Team	Year
Frances Savage	Street and Smith's	Honorable Mention	1989-90
Jeannie Hebert	Street and Smith's	Honorable Mention	1991-92
Frances Savage	WBBY	Honorable Mention	1991-92
Tamara James	Street and Smith's	Honorable Mention	2003-04
Shenise Johnson	Associated Press	First Team	2011-12

## Freshman All-Americans

Name	Organization	Year
Maria Rivera	Women's Basketball Yearbook	1983-84
Joani Bowles	Women's Basketball Yearbook	1989-90
Jeannie Hebert	Women's Basketball Yearbook	1988-89
Ronnie McGary	Women's Basketball Yearbook	1990-91

## All-ACC

Name	Team	Year
Tamara James	First Team	2004-05
Tamara James	First Team	2005-06
Renee Taylor	Honorable Mention	2005-06
Renee Taylor	Second Team	2006-07
Maurita Reid	Honorable Mention	2007-08
Shenise Johnson	Honorable Mention	2008-09
Shenise Johnson	First Team	2009-10
Riquna Williams	Second Team	2009-10
Shenise Johnson	First Team	2010-11
Riquna Williams	First Team	2010-11
Morgan Stroman	Third Team	2010-11
Shenise Johnson	First Team	2011-12
Riquna Williams	First Team	2011-12
Stefanie Yderstrom	Third Team	2011-12
Morgan Stroman	First Team (Blue Ribbon, ACC Coaches)	2012-13
Stefanie Yderstrom	First Team (ACC Coaches)	2012-13
Adrienne Motley	First Team (Blue Ribbon, ACC Coaches)	2014-15

## Preseason All-ACC

Name	Year
Tamara James	2004-05
Tamara James	2005-06
Shenise Johnson	2010-11
Shenise Johnson	2011-12
Stefanie Yderstrom (Coaches)	2012-13
Stefanie Yderstrom (Blue Ribbon Panel)	2012-13

\* ACC Coaches and Blue Ribbon Panel Select separate teams for first time in 2012-13

## All-ACC Defensive Team

Name	Year
Maurita Reid	2007-08
Shenise Johnson	2009-10
Shenise Johnson	2010-11
Shenise Johnson	2011-12
Morgan Stroman	2012-13

## All-Freshman Team

Name	Conference	Team	Year
Holly Rilinger	BIG EAST	Second	1992-93
Veronica Watson	BIG EAST	First	1992-93
Jill Henne	BIG EAST	Second	1993-94
Octavia Blue	BIG EAST	First	1994-95
Chanivia Broussard	BIG EAST	First	2000-01
Tamara James	BIG EAST	First	2002-03
Shenise Johnson	ACC	First	2008-09
Adrienne Motley	ACC	First	2013-14

## Preseason All-Conference

Name	Conference	Team	Year
Frances Savage	BIG EAST	First	1991-92
Vicki Plowden	BIG EAST	First	1992-93
Desma Thomas	BIG EAST	Second	1994-95
Octavia Blue	BIG EAST	Second	1995-96
Octavia Blue	BIG EAST	Second	1996-97
Octavia Blue	BIG EAST	First	1997-98
Kym Hope	BIG EAST	First	1997-98
Chanivia Broussard	BIG EAST	First	2002-03
Tamara James	BIG EAST	First	2003-04

## Past All-Conference

Name	Conference	Team	Year
Jill Poorman	FSAC	First	1979-80
Sylvia Wilson	FSAC	First	1979-80
Dottie Richardson	FSAC	First	1980-81
Sylvia Wilson	FSAC	First	1980-81
Joani Bowles	FSAC	Second	1983-84
Cordelia Fulmore	FSAC	First	1983-84
Vicki Plowden	NSWAC	First	1990-91
Jeannie Hebert	NSWAC	Second	1990-91
Jeannie Hebert	BIG EAST	Second	1991-92
Frances Savage	BIG EAST	First	1991-92
Vicki Plowden	BIG EAST	First	1991-92
Vicki Plowden	BIG EAST	First	1992-93
Holly Ringer	BIG EAST	Third	1992-93
Della Wilson	BIG EAST	Second	1992-93
Desma Thomas	BIG EAST	Third	1993-94
Octavia Blue	BIG EAST	Third	1995-96
Octavia Blue	BIG EAST	Third	1996-97
Desma Thomas	BIG EAST	Third	1996-97
Kym Hope	BIG EAST	First	1997-98
Kym Hope	BIG EAST	First	1998-99
Jennifer Jordan	BIG EAST	Third	1998-99
Octavia Blue	BIG EAST	First	1997-98
Chanivia Broussard	BIG EAST	Second	2001-02
Meghan Saake	BIG EAST	Honorable Mention	2001-02
Tamara James	BIG EAST	Second	2002-03
Chanivia Broussard	BIG EAST	Third	2003-04
Tamara James	BIG EAST	First	2003-04
Yalonda McCormick	BIG EAST	Honorable Mention	2003-04

FSAC—Florida State Athletic Conference (AIAW)

NSWAC—New South Women's Athletic Conference

# Hurricane Honors

## All-Tournament Team

1992 NCAA East Regional  
Vicki Plowden

1990 WNIT  
Frances Savage

2010 WNIT  
Shenise Johnson  
Riquna Williams

1991 NSWAC Tournament  
Jeannie Hebert (MVP)  
Vicki Plowden

## ACC Tournament

Name	Team	Year
Tamara James	Second	2004-05
Shenise Johnson	First	2010-11
Riquna Williams	Second	2010-11
Shawnice Wilson	Second	2011-12

## BIG EAST Tournament

Name	Year
Jeannie Hebert	1991-92
Vicki Plowden	1991-92
Frances Savage (MVP)	1991-92
Carla Harris	1992-93
Vicki Plowden	1992-93
Holly Rilinger	1992-93
Desma Thomas	1996-97
Kym Hope	1997-98
Tamara James	2002-03

## BIG EAST Conference Awards

### Defensive Player of the Year

Name	Year
Meghan Saake	2001-02

### Freshman of the Year

Name	Year
Holly Rilinger	1992-93

### Most Improved Player

Name	Year
Frances Savage	1991-92
Kym Hope	1997-98

### Miscellaneous Awards

Name	Award	Year
Frances Savage	Rebounding Champion	1991-92
Jeannie Hebert	Assists Champion	1991-92
Gina Graziani	Assists Champion	1996-97
Desma Thomas	Three Point Champion	1996-97
Gina Graziani	Assists Champion	1997-98
Kym Hope	Rebounding Champion	1997-98
Gina Graziani	Assists Champion	1999-00

## Conference Player of the Week

### ACC Player of the Week

Name	Date	Year
Tamara James	1/3	2004-05
Tamara James	2/7	2004-05
Tamara James	2/14	2004-05
Tamara James	12/5	2005-06
Renee Taylor	11/20	2006-07
Riquna Williams	11/16	2009-10
Riquna Williams	1/11	2009-10
Shenise Johnson	2/8	2009-10
Riquna Williams	12/13	2010-11
Riquna Williams	12/27	2010-11
Shenise Johnson	1/3	2010-11
Riquna Williams	1/17	2010-11
Riquna Williams	1/31	2010-11
Shenise Johnson	2/14	2010-11
Shenise Johnson	2/21	2010-11
Shenise Johnson	11/28	2011-12
Riquna Williams	12/12	2011-12
Morgan Stroman	2/11	2012-13
Shawnice Wilson	3/4	2012-13
Adrienne Motley	1/12	2014-15

### ACC Rookie of the Week

Name	Date	Year
Brittany Denson	1/9	2005-06
Shenise Johnson	12/1	2008-09
Shenise Johnson	1/5	2008-09
Shenise Johnson	2/23	2008-09
Morgan Stroman	1/11	2009-10
Keyona Hayes	2/11	2012-13
Adrienne Motley	2/3	2013-14

## BIG EAST Player of the Week

Name	Date	Year
Vicki Plowden	12/23	1991-92
Frances Savage	12/30	1991-92
Frances Savage	1/19	1991-92
Frances Savage	2/9	1991-92
Frances Savage	2/16	1991-92
Frances Savage	3/2	1991-92
Vicki Plowden	1/10	1992-93
Vicki Plowden	2/21	1992-93
Octavia Blue	12/27	1995-96
Jennifer Jordan	1/29	1995-96
Octavia Blue	12/7	1997-98
Octavia Blue	12/12	1997-98
Kym Hope	1/4	1997-98
Kym Hope	2/8	1997-98
Octavia Blue	2/12	1997-98
Jennifer Jordan	1/18	1998-99
Kym Hope	2/22	1998-99
Dalia Clarke	1/15	2000-01
Chanivia Broussard	12/10	2001-02
Meghan Saake	12/17	2001-02
Shaquana Wilkins	1/21	2001-02
Tamara James	11/23	2003-04
Tamara James	2/23	2003-04

## BIG EAST Freshman of the Week

Name	Date	Year
Holly Rilinger	1/4	1992-93
Holly Rilinger	1/17	1992-93
Holly Rilinger	2/1	1992-93
Holly Rilinger	2/15	1992-93
Sheron Murray	12/13	1993-94
MeChelle Murray	12/19	1994-95
Octavia Blue	1/23	1994-95
Amanda Papuga	11/22	1999-00
Alicia Hartlaub	1/17	1999-00
Chanivia Broussard	1/15	2000-01
Tamara James	11/25	2002-03
Tamara James	12/2	2002-03
Tamara James	12/23	2002-03
Tamara James	1/6	2002-03
Tamara James	1/13	2002-03

# Team Game Records

## Margin of Victory

Category	Points	Opponent	Date
Largest Margin of Victory	81	Prairie View A&M (UM 107-26)	1/17/11
Largest Margin of Defeat	69	at Texas (UT 112-43)	2/17/86
Largest Margin of Victory at Home	81	Prairie View A&M (UM 107-26)	1/17/11
Largest Margin of Defeat at Home	58	Maryland (Maryland 111-53)	1/10/07
Largest Margin of Victory on Road	63	at Broward Central (UM 101-38)	11/28/79
		at Miami-Dade NW (UM 98-35)	12/10/79
Largest Margin of Defeat on Road	69	at Texas (UT 112-43)	2/17/86

## Points

Category	Points	Opponent	Date
Most Points	112	Stetson	1/12/91
Fewest Points	21	Miami-Dade North	1/9/73
Most Points Allowed	112	at Texas	2/17/86
Fewest Points Allowed	19	Miami-Dade New World	2/14/80
Most Points at Home	112	Stetson	1/12/91
Most Points on Road	111	at CSU Bakersfield	11/15/09
Most Points Neutral	98	vs. Stetson (Tallahassee, Fla.)	3/7/91
Most Points in a Loss	93	vs. Duke (20T)	2/19/06
Most Points Combined	204	at CSU Bakersfield (UM 111-93)	11/15/09

## Field Goals

Category	FG	Opponent	Date
Most Field Goal Attempts	102	Florida International	1/15/80
Fewest Field Goal Attempts	41	Rutgers	2/6/97
Most Field Goals Made	51	Florida International	1/27/81
Fewest Field Goals Made	9	Rutgers	12/16/12
Highest Field Goal Percentage	.661 (39-59)	Bethune-Cookman	12/1/87
Lowest Field Goal Percentage	.191 (9-47)	Rutgers	12/16/12

## Free Throws

Category	FT	Opponent	Date
Most Free Throw Attempts	56	Homestead AFB	1/14/76
Fewest Free Throw Attempts	2	Illinois-Chicago	12/16/89
Most Free Throws Made	35*	Pittsburgh	1/21/99
Fewest Free Throws Made	1	at West Virginia	1/8/02
Highest Free Throw Percentage	1.000 (12-12)*	Jacksonville	11/13/07
Lowest Free Throw Percentage	.143 (1-7)	at West Virginia	1/8/02

## Rebounds

Category	Reb	Opponent	Date
Most Rebounds	72	Stetson	3/4/82
Fewest Rebounds	18	Stetson	2/13/89

## Assists

Category	Asst	Opponent	Date
Most Assists	32*	North Carolina A&T	12/28/05
Fewest Assists	0	Illinois	12/14/85

## Blocked Shots

Category	BS	Opponent	Date
Most Blocked Shots	12	Florida International	2/21/81
Fewest Blocked Shots	0*	Tennessee	11/15/11

## Steals

Category	Stls	Opponent	Date
Most Steals	38	Broward Central	2/12/80
Fewest Steals	1*	Villanova	3/10/03

## Turnovers

Category	TO	Opponent	Date
Most Turnovers	50	Florida	1/12/80
Fewest Turnovers	3	Boston College	2/1/92

## Personal Fouls

Category	PF	Opponent	Date
Fewest Personal Fouls	5	Seton Hall	1/5/92

\* Recorded more than once with the most recent listed.



# Team Season Records and All-Time Streaks

## Points

Category	G	Pts	PPG	Year
Most Points	36	2,693	74.8	2009-10
Fewest Points	8	283	35.4	1972-73
Highest Scoring Average	33	2,636	79.9	2010-11
Lowest Scoring Average#	30	1,810	60.3	2007-08

## Field Goals

Category	G	FG	Year
Most Field Goal Attempts	38	2,638	1980-81
Fewest Field Goal Attempts#	29	1,164	1989-90
Most Field Goals Made	38	1,096	1980-81
Fewest Field Goals Made#	27	631	1993-94
Highest Field Goal Percentage	28	.485 (859-1,172)	1984-85
Lowest Field Goal Percentage#	27	.354 (631-1,780)	1993-94

## Free Throws

Category	G	FT	Year
Most Free Throw Attempts	39	774	1980-81
Fewest Free Throw Attempts#	30	411	2007-08
Most Free Throws Made	36	521	2009-10
Fewest Free Throws Made#	30	250	2007-08
Highest Free Throw Percentage	30	.750 (437-583)	2005-06
Lowest Free Throw Percentage#	27	.531 (282-531)	1982-83

## Rebounds

Category	G	Reb	RPG	Year
Most Rebounds	39	1,733	44.4	1980-81
Fewest Rebounds#	27	883	32.7	1985-86
Highest Rebounding Average	29	1,376	47.4	1980-81
Lowest Rebounding Average#	30	921	30.7	1986-87

## Assists

Category	G	Asst	Year
Most Assists	32	559	1991-92
Fewest Assists#	27	255	1994-95

## Blocked Shots

Category	G	BS	Year
Most Blocked Shots	34	156	1979-80
Fewest Blocked Shots#	30	16	1986-87

## Steals

Category	G	Stls	Year
Most Steals	34	582	1979-80
Fewest Steals#	29	242	1996-97

## Turnovers

Category	G	TO	Year
Most Turnovers	38	931	1980-81
Fewest Turnovers#	30	395	1991-92

## Personal Fouls

Category	G	PF/FO	Year
Most Personal Fouls	39	768	1980-81
Fewest Personal Fouls#	30	405	1991-92
Fewest Disqualifications#	32	2	2012-13

## Miscellaneous Team Records

### Wins and Losses

Category	W/L	Record	Year
Most Wins	30	30-2	1991-92
Fewest Wins	2	2-6	1972-73
Most Losses	21	9-21	2007-08
Fewest Losses	2	30-2	1991-92

### Winning Percentage

Category	W-L	Pct.	Year
Best Winning Percentage	30-2	.938	1991-92
Worst Winning Percentage	2-6	.250	1972-73

### Games Played

Category	G	Record	Year
Most Games Played	39	24-15	1980-81
Fewest Games Played	8	2-6	1972-73

### Winning and Losing Streaks

Category	G	Dates
Winning Streak	30	12/1/91-3/21/92
Winning Streak Regular Season	30	12/1/91-3/21/92
Winning Streak Home	41	2/28/10-11/18/12
Winning Streak Home Regular Season	37	2/28/10-11/18/12
Winning Streak Road	13	12/8/91-3/9/92
Winning Streak Road Regular Season	13	12/9/91-3/9/92
Losing Streak	8	1/10/86-2/10/86
Losing Streak Regular Season	8	1/10/86-2/10/86

# Designates a statistic recorded beginning in 1979.

\* Recorded more than once with the most recent listed



# Individual Career Records As of March 23, 2015

## SCORING

### CAREER SCORING

Name (Years)	G	Pts	Avg
1. Tamara James (2002-06)	118	2,406	20.4
2. Maria Rivera (1984-88)	112	2,358	21.1
3. Shenise Johnson (2008-12)	131	2,262	17.3
4. Frances Savage (1988-92)	94	2,184	23.2
5. Riquna Williams (2008-12)	125	2,148	17.2
6. Jeannie Hebert (1988-92)	119	1,766	14.8
7. Octavia Blue (1994-98)	109	1,724	15.8
8. Sylvia Wilson (1979-82)	99	1,713	17.3
9. Chanivia Broussard (2000-04)	114	1,482	13.0
10. Kym Hope (1995-99)	113	1,462	12.9

### CAREER SCORING AVERAGE

Name (Years)	G	Pts	Avg
1. Frances Savage (1988-92)	94	2,184	23.2
2. Maria Rivera (1984-88)	112	2,358	21.1
3. Tamara James (2002-06)	118	2,406	20.4
4. Cordelia Fulmore (1983-85)	59	1,142	19.4
5. Wendy Foote (1974-78)	62	1,174	18.9
6. Sylvia Wilson (1979-82)	99	1,713	17.3
6. Shenise Johnson (2008-12)	131	2,262	17.3
8. Riquna Williams (2008-12)	125	2,148	17.2
9. Renee Taylor (2005-07)	60	1,025	17.1
10. Octavia Blue (1994-98)	109	1,724	15.8

## FIELD GOALS

### CAREER FIELD GOALS MADE

Name (Years)	G	FG
1. Maria Rivera (1984-88)	112	891
2. Tamara James (2002-06)	118	868
3. Frances Savage (1988-92)	94	830
3. Shenise Johnson (2008-12)	131	830
5. Riquna Williams (2008-12)	125	760
6. Sylvia Wilson (1979-82)	99	721
7. Octavia Blue (1994-98)	109	671
8. Jeannie Hebert (1988-92)	119	652
9. Chanivia Broussard (2000-04)	114	621
10. Vicki Plowden (1990-93)	91	579

### CAREER FIELD GOAL ATTEMPTS

Name (Years)	G	FGA
1. Riquna Williams (2008-12)	125	1,969
2. Maria Rivera (1984-88)	112	1,931
3. Shenise Johnson (2008-12)	99	1,803
4. Tamara James (2002-06)	118	1,754
5. Frances Savage (1988-92)	94	1,593
6. Octavia Blue (1994-98)	109	1,524
7. Sylvia Wilson (1979-82)	99	1,509
8. Jeannie Hebert (1988-92)	119	1,492
9. Chanivia Broussard (2000-04)	114	1,398
10. Robin Harmony (1980-84)	125	1,378

### CAREER FIELD GOAL PERCENTAGE (500 FGA minimum)

Name (Years)	G	FG	FGA	Pct
1. Cordelia Fulmore (1983-85)	59	486	895	.543
2. Kym Hope (1995-99)	113	362	691	.526
3. Frances Savage (1988-92)	94	830	1,590	.521
4. Shaquana Wilkins (2000-04)	116	384	743	.517
5. Joani Bowles (1983-85)	48	274	539	.508
6. Jennifer Jordan (1994-99)	109	365	722	.506
7. Vicki Plowden (1990-93)	91	579	1,155	.501
8. Hope Butler (1984-88)	101	481	961	.500
9. Tamara James (2002-06)	118	868	1,754	.495
10. Jill Poorman (1979-82)	67	308	630	.491

## THREE-POINT FIELD GOALS

### CAREER THREE-POINT FIELD GOALS MADE

Name (Years)	G	3FG
1. Riquna Williams (2008-12)	125	272
2. Stefanie Yderstrom (2009-13)	127	228
3. Desma Thomas (1992-97)	111	152
4. Tamara James (2002-06)	118	150

5. Shenise Johnson (2008-12)	99	148
6. Maurita Reid (2006-08)	60	142
7. LaToya Cunningham (2005-09)	119	140
8. Shelia James (1998-02)	100	134
9. Krystal Saunders (2013-14)	119	132
10. Renee Taylor (2005-07)	60	118

### CAREER THREE-POINT FG ATTEMPTS

Name (Years)	G	3FGA
1. Riquna Williams (2008-12)	125	839
2. Stefanie Yderstrom (2009-13)	127	690
3. Krystal Saunders (2010-2014)	119	490
4. LaToya Cunningham (2005-09)	119	473
5. Desma Thomas (1992-97)	111	463
6. Shenise Johnson (2008-12)	131	429
7. Shelia James (1998-02)	100	427
8. Tamara James (2002-06)	118	417
9. Maurita Reid (2006-08)	60	389
10. Renee Taylor (2005-07)	60	377

### CAREER 3-POINT FG PERCENTAGE (100 3FGA minimum)

Name (season)	G	3FG	3FGA	Pct.
1. Elaine Harlow (1987-90)	115	92	243	.379
2. Frances Savage (1988-92)	94	43	114	.377
3. Maria Rivera (1984-88)	112	66	177	.373
4. Holly Rilinger (1992-93)	28	52	140	.371
5. Maurita Reid (2006-08)	60	142	389	.365
6. Tamara James (2002-06)	118	150	471	.360
7. Melissa Knight (2001-06)	107	103	291	.354
8. Shenise Johnson (2008-12)	131	148	429	.345
9. Stefanie Yderstrom (2009-13)	127	228	690	.330
10. Desma Thomas (1992-97)	111	152	463	.328

## FREE THROWS

### CAREER FREE THROWS MADE

Name (Years)	G	FT
1. Tamara James (2002-06)	118	520
2. Maria Rivera (1984-88)	112	508
3. Frances Savage (1988-92)	94	481
4. Shenise Johnson (2008-12)	131	454
5. Jeannie Hebert (1988-92)	119	437
6. Morgan Stroman (2009-13)	120	403
7. Kym Hope (1995-99)	113	369
8. Octavia Blue (1994-98)	109	358
9. Riquna Williams (2008-12)	125	356
10. Desma Thomas (1992-97)	111	330

### CAREER FREE THROW ATTEMPTS

Name (Years)	G	FTA
1. Tamara James (2002-06)	118	664
2. Maria Rivera (1984-88)	112	651
3. Frances Savage (1988-92)	94	603
4. Morgan Stroman (2009-13)	120	585
5. Jeannie Hebert (1988-92)	119	583
6. Shenise Johnson (2008-12)	131	550
7. Octavia Blue (1994-98)	109	549
8. Kym Hope (1995-99)	113	498
9. Desma Thomas (1992-97)	111	475
10. Jennifer Jordan (1994-99)	109	465

### CAREER FREE THROW PERCENTAGE (150 FTA minimum)

Name (Years)	G	FT	FTA	Pct
1. Stefanie Yderstrom (2009-13)	127	181	211	.860
2. Renee Taylor (2005-07)	60	241	287	.840
3. Shenise Johnson (2008-12)	131	454	550	.825
4. Frances Savage (1988-92)	94	481	603	.798
5. Tamara James (2002-06)	118	520	664	.783
6. Maria Rivera (1984-88)	112	508	651	.780
7. Shaquana Wilkins (2011-13)	64	125	162	.772
8. Riquna Williams (2008-12)	125	356	463	.769
9. Elaine Harlow (1986-90)	115	213	280	.761
10. Jeannie Hebert (1988-92)	119	437	583	.750

## ASSISTS

### CAREER ASSISTS

Name (Years)	G	Ast	Avg
1. Gina Graziani (1996-00)	111	743	6.7
2. Jeannie Hebert (1988-92)	119	694	5.8
3. Loretta Harvey (1981-84)	122	588	4.8
4. Shenise Johnson (2008-12)	131	556	4.2
5. Yalonda McCormick (2001-05)	105	539	5.1
6. Maria Rivera (1984-88)	112	487	4.3
7. Robin Harmony (1980-84)	125	445	3.6
8. Elaine Harlow (1986-90)	115	432	3.8
9. Meghan Saake (1999-03)	118	403	3.4
10. Della Wilson (1990-93)	86	351	4.1

## REBOUNDS

### CAREER REBOUNDS

Name (Years)	G	Reb	Avg
1. Sylvia Wilson (1979-82)	99	1,115	11.3
2. Shenise Johnson (2008-12)	131	1,020	7.8
3. Frances Savage (1988-92)	94	919	9.8
4. Kym Hope (1995-99)	113	888	7.9
5. Morgan Stroman (2009-13)	120	886	7.4
6. Vicki Plowden (1990-93)	91	857	9.4
7. Tamara James (2002-06)	118	805	6.8
8. Robin Harmony (1980-84)	125	760	6.1
9. Hope Butler (1984-88)	101	694	6.9
10. Shaquana Wilkins (2000-04)	116	675	5.8

### CAREER REBOUNDING AVERAGE

Name (Years)	G	Reb	Avg
1. Sylvia Wilson (1979-82)	99	1,115	11.3
2. Cordelia Fulmore (1983-85)	59	690	10.3
3. Frances Savage (1988-92)	94	919	9.8
4. Vicki Plowden (1990-93)	91	857	9.4
5. Donna Mapp (1981-83)	54	489	9.1
6. Kym Hope (1995-99)	113	888	7.9
7. Shenise Johnson (2008-12)	131	1,020	7.8
8. Joani Bowles (1983-85)	48	356	7.4
8. Morgan Stroman (2009-13)	120	886	7.4
10. Shaquana Wilkins (2011-13)	64	459	7.2

## STEALS

### CAREER STEALS

Name (Years)	G	Stls	Avg
1. Shenise Johnson (2008-12)	131	401	3.1
2. Maria Rivera (1984-88)	112	382	3.4
3. Meghan Saake (1999-02)	118	358	3.0
4. Loretta Harvey (1981-84)	122	357	2.9
5. Robin Harmony (1980-84)	125	314	2.5
6. Yalonda McCormick (2001-05)	105	280	2.7
7. Tamara James (2002-06)	118	279	2.4
8. Morgan Stroman (2009-13)	120	272	2.3
9. Jeannie Hebert (1988-92)	119	237	2.0
10. Ronnie McGarry (1990-94)	117	224	1.9

# Individual Career/Season Records

## BLOCKED SHOTS

### CAREER BLOCKED SHOTS

Name (Years)	G	Blks	Avg
1. Sylvia Wilson (1979-82)	99	198	2.0
2. Kym Hope (1995-99)	113	164	1.5
3. Jassany Williams (2013-15)	64	133	2.1
4. Chanivia Broussard (2000-04)	114	132	1.2
5. Sylvia Bullock (2008-12)	129	120	0.9
6. Vicki Plowden (1990-93)	91	108	1.2
7. Morgan Stroman (2009-13)	120	100	0.8
8. Shaquana Wilkins (2000-04)	116	95	0.8
9. Meghan Saake (1999-03)	118	95	0.8
10. Shenise Johnson (2008-12)	131	90	0.7

## PARTICIPATION

### CAREER GAMES PLAYED

Name (Years)	G
1. Shenise Johnson (2008-12)	131
2. Sylvia Bullock (2008-12)	129
3. Suriya McGuire (2011-15)	127
3. Stefanie Yderstrom (2009-13)	127
5. Robin Harmony (1980-84)	125
5. Riquna Williams (2008-12)	125
7. Charmaine Clark (2006-10)	124
8. Loretta Harvey (1980-84)	122
9. Dana Hunter (1979-83)	121
10. Morgan Stroman (2009-13)	120

### CAREER GAMES STARTED

Name (Years)	G	GS
1. Shenise Johnson (2008-12)	131	131
2. Loretta Harvey (1980-84)	122	120
3. Jeannie Hebert (1988-92)	119	119
4. Meghan Saake (1999-03)	118	118
4. Robin Harmony (1980-84)	125	118
6. Tamara James (2002-06)	118	117
7. Stefanie Yderstrom (2009-13)	127	114
8. Maria Rivera (1984-88)	112	112
8. Ronnie McGarry (1990-94)	117	112
10. Octavia Blue (1994-98)	109	107
10. Gina Graziani (1996-00)	111	107

## SCORING

### SINGLE-SEASON SCORING

Name (season)	G	Pts	Avg
1. Frances Savage (1991-92)	32	742	23.2
2. Frances Savage (1989-90)	31	733	23.6
3. Riquna Williams (2010-11)	33	717	21.7
4. Riquna Williams (2009-10)	36	707	19.6
5. Shenise Johnson (2009-10)	36	685	19.0
6. Sylvia Wilson (1980-81)	38	670	17.6
7. Tamara James (2002-03)	31	650	21.0
8. Frances Savage (1988-89)	29	649	22.4
9. Tamara James (2004-05)	29	647	22.3
10. Shenise Johnson (2009-10)	33	648	19.6

### SINGLE-SEASON SCORING AVERAGE

Name (season)	G	Pts	Avg
1. Wendy Foote (1977-78)	16	403	25.2
2. Frances Savage (1989-90)	31	733	23.6
3. Maria Rivera (1987-88)	27	628	23.3
4. Frances Savage (1991-92)	32	742	23.2
5. Frances Savage (1988-89)	29	649	22.4
6. Tamara James (2004-05)	29	647	22.3
7. Riquna Williams (2010-11)	33	717	21.7
8. Tamara James (2005-06)	30	645	21.5
9. Maria Rivera (1985-86)	27	579	21.4
10. Tamara James (2002-03)	31	650	21.0
11. Maria Rivera (1986-87)	30	627	20.9

## FIELD GOALS

### SINGLE-SEASON FIELD GOALS MADE

Name (season)	G	FG
1. Frances Savage (1989-90)	31	284
2. Frances Savage (1991-92)	32	271
3. Sylvia Wilson (1980-81)	38	268
4. Cordelia Fulmore (1983-84)	31	258
5. Frances Savage (1988-89)	29	256
6. Riquna Williams (2009-10)	36	253
7. Maria Rivera (1986-87)	30	251
7. Shenise Johnson (2009-10)	36	251
7. Riquna Williams (2010-11)	33	251
10. Tamara James (2004-05)	29	242

### SINGLE-SEASON FIELD GOAL ATTEMPTS

Name (season)	G	FGA
1. Riquna Williams (2010-11)	33	632
2. Riquna Williams (2009-10)	36	628
3. Sylvia Wilson (1980-81)	38	568
4. Frances Savage (1991-92)	32	557
5. Maria Rivera (1986-87)	30	545
6. Maria Rivera (1985-86)	27	533
7. Frances Savage (1989-90)	31	526
8. Shenise Johnson (2009-10)	36	506
9. Tamara James (2004-05)	29	504
10. Sylvia Wilson (1981-82)	28	503

### SINGLE-SEASON FIELD GOAL PERCENTAGE (200 FGA minimum)

Name (season)	G	FG	FGA	Pct
1. Frances Savage (1988-89)	29	256	467	.5482
2. Cordelia Fulmore (1984-85)	28	228	416	.5481
3. Diane Barnes (2009-10)	35	126	231	.545
4. Frances Savage (1989-90)	31	284	526	.5399
5. Kym Hope (1996-97)	29	143	265	.5396
6. Vicki Plowden (1990-91)	28	194	360	.5389
7. Cordelia Fulmore (1983-84)	31	258	479	.5386
8. Kym Hope (1997-98)	29	191	358	.534
9. Maria Rivera (1984-85)	28	202	380	.532
10. Hope Butler (1987-88)	27	145	278	.531

## THREE-POINT FIELD GOALS

### SINGLE-SEASON THREE-POINT FG MADE

Name (season)	G	3FG
1. Riquna Williams (2009-10)	36	106
2. Desma Thomas (1996-97)	29	81
3. Maurita Reid (2007-08)	30	76
4. Riquna Williams (2010-11)	33	75
5. Krysral Saunders (2010-14)	31	70
6. Renee Taylor (2006-07)	30	69
7. Stefanie Yderstrom (2011-12)	32	68
8. Riquna Williams (2011-12)	30	67
9. Maurita Reid (2006-07)	30	66
10. Maria Rivera (1987-88)	27	66

### SINGLE-SEASON THREE-POINT FG ATTEMPTS

Name (season)	G	3FGA
1. Riquna Williams (2009-10)	36	294
2. Riquna Williams (2010-11)	33	252
3. Renee Taylor (2006-07)	30	227
4. Maurita Reid (2007-08)	30	219
5. Desma Thomas (1996-97)	29	216
5. Krystal Saunders (2013-14)	29	197
6. Stefanie Yderstrom (2011-12)	32	195
7. Riquna Williams (2011-12)	30	182
8. Maria Rivera (1987-88)	27	177
9. Stefanie Yderstrom (2010-11)	33	172

### SINGLE-SEASON THREE-POINT FG PCT. (50 3FGA minimum)

Name (season)	G	3FG	3FGA	Pct
1. Octavia Blue (1997-98)	29	24	53	.453
2. Elaine Harlow (1988-89)	29	40	94	.426
3. Melissa Knight (2005-06)	30	53	132	.402
4. Shenise Johnson (2009-10)	36	50	127	.394
5. Maurita Reid (2006-07)	30	66	170	.388
6. Tamara James (2005-06)	30	53	137	.387
7. Tamara James (2003-04)	28	39	103	.379
8. Desma Thomas (1996-97)	29	87	216	.375
9. Maria Rivera (1987-88)	27	66	177	.373
10. Holly Rilinger (1992-93)	28	52	140	.371

## FREE THROWS

### SINGLE-SEASON FREE THROWS MADE

Name (season)	G	FT
1. Frances Savage (1991-92)	32	181
2. Tamara James (2005-06)	30	156
3. Tamara James (2002-03)	31	155
4. Frances Savage (1989-90)	31	147
5. Maria Rivera (1987-88)	27	144
6. Sylvia Wilson (1986-87)	38	134
7. Shenise Johnson (2009-10)	36	133
8. Kym Hope (1998-99)	29	132
8. Shenise Johnson (2010-11)	33	132
10. Frances Savage (1988-89)	29	131

### SINGLE-SEASON FREE THROW ATTEMPTS

Name (season)	G	FTA
1. Frances Savage (1991-92)	32	222
1. Sylvia Wilson (1980-81)	38	222
3. Tamara James (2002-03)	31	204
4. Tamara James (2005-06)	30	188
5. Frances Savage (1989-90)	31	18
6. Morgan Stroman (2012-13)	32	183
7. Maria Rivera (1987-88)	27	174
8. Morgan Stroman (2010-11)	31	173
9. Shenise Johnson (2009-10)	36	172
10. Octavia Blue (1997-98)	29	169

# Individual Season/Game Records

## SINGLE-SEASON FREE THROW PCT. (70 FTA minimum)

Name (season)	G	FT	FTA	Pct
1. Stefanie Yderstrom (2012-13)	32	68	77	.883
2. Shenise Johnson (2011-12)	32	107	122	.877
3. Holly Rilinger (1992-93)	28	90	105	.857
4. Shenise Johnson (2010-11)	33	132	156	.846
5. Renee Taylor (2006-07)	30	129	153	.843
6. Renee Taylor (2005-06)	30	112	156	.836
7. Jeannie Hebert (1991-92)	32	116	139	.835
8. Tamara James (2005-06)	30	156	188	.830
9. Maria Rivera (1987-88)	27	144	174	.828
10. Shenise Johnson (2008-09)	30	82	100	.820

## ASSISTS

### SINGLE-SEASON ASSISTS

Name (season)	G	Ast	Avg
1. Jeannie Hebert (1991-92)	32	221	6.9
2. Gina Graziani (1997-98)	29	210	7.2
3. Gina Graziani (1996-97)	29	198	6.8
4. Jeannie Hebert (1996-97)	28	189	6.8
5. Yalonda McCormick (2002-03)	31	185	6.0
6. Gina Graziani (1999-00)	29	182	6.3
7. Loretta Harvey (1981-82)	29	168	5.8
8. Yalonda McCormick (2004-05)	28	167	6.0
9. Shenise Johnson (2009-10)	36	166	4.6
10. Yalonda McCormick (2003-04)	29	157	5.4

## REBOUNDS

### SINGLE-SEASON REBOUNDS

Name (season)	G	Reb	Avg
1. Sylvia Wilson (1980-81)	38	449	11.8
2. Cordelia Fulmore (1983-84)	31	359	11.6
3. Sylvia Wilson (1979-80)	33	344	10.4
4. Frances Savage (1991-92)	32	339	10.6
5. Sylvia Wilson (1981-82)	28	322	11.5
6. Vicki Plowden (1992-93)	31	311	10.0
7. Donna Mapp (1982-83)	27	310	11.5
8. Kym Hope (1997-98)	29	306	10.6
9. Frances Savage (1989-90)	31	293	9.5
10. Vicki Plowden (1990-91)	28	281	10.0
10. Morgan Stroman (2012-13)	32	281	8.8

### SINGLE-SEASON REBOUNDING AVERAGE

Name (season)	G	Reb	Avg
1. Sylvia Wilson (1980-81)	38	449	11.8
2. Cordelia Fulmore (1983-84)	31	359	11.6
3. Sylvia Wilson (1981-82)	28	322	11.5
4. Donna Mapp (1982-83)	27	310	11.48
5. Frances Savage (1991-92)	32	339	10.59
6. Kym Hope (1997-98)	29	306	10.55
7. Sylvia Wilson (1979-80)	33	344	10.4
8. Vicki Plowden (1992-93)	31	311	10.0
8. Vicki Plowden (1990-91)	28	281	10.0
10. Tanya Young (1993-94)	26	257	9.9

## STEALS

### SINGLE-SEASON STEALS

Name (season)	G	Stls	Avg
1. Meghan Saake (2001-02)	31	121	3.9
2. Meghan Saake (2002-03)	31	114	3.7
3. Shenise Johnson (2009-10)	36	111	3.1
4. Maurita Reid (2007-08)	30	110	3.7
5. Morgan Stroman (2010-11)	33	109	3.3
6. Shenise Johnson (2011-12)	32	108	3.4
7. Maria Rivera (1986-87)	30	106	3.5
8. Loretta Harvey (1980-81)	37	105	2.8
8. Dottie Richardson (1980-81)	38	105	2.8
10. Shenise Johnson (2010-11)	33	104	3.2

## BLOCKED SHOTS

### SINGLE-SEASON BLOCKED SHOTS

Name (season)	G	Blks	Avg
1. Sylvia Wilson (1979-80)	33	80	2.4
2. Jassany Williams (2014-15)	33	76	2.3
3. Kym Hope (1998-99)	29	62	2.1
4. Sylvia Wilson (1980-81)	28	61	2.2
5. Sylvia Wilson (1981-82)	28	57	2.0
5. Jassany Williams (2013-14)	31	57	1.8
7. Kym Hope (1996-97)	29	53	1.8
8. Joani Bowles (1983-84)	31	45	1.5
9. Sylvia Bullock (2011-12)	32	44	1.4
10. Vicki Plowden (1991-92)	32	41	1.3

## SCORING

### SINGLE-GAME SCORING

Name	Opponent (date)	Pts
1. Renee Taylor	at Houston (12/19/06)	42
2. Frances Savage	vs. Providence (3/8/92)	41
2. Maria Rivera	vs. UCF (2/25/88)	41
4. Octavia Blue	vs. FAU (11/25/97)	40
4. Frances Savage	vs. FIU (2/24/89)	40
4. Maria Rivera	vs. Illinois (12/30/87)	40
4. Wendy Foote	vs. Miami-Dade NW (1978)	40
8. Tamara James	vs. Fairfield (12/28/04)	39
9. Maria Rivera	vs. Monmouth (11/28/86)	38
10. Tamara James	vs. Georgia Tech (2/26/06)	37
10. Tamara James	vs. Eastern Kentucky (11/23/03)	37
10. Frances Savage	vs. Stetson (1/13/90)	37
10. Joani Bowles	vs. Temple (1/13/84)	37

## FIELD GOALS

### SINGLE-GAME FIELD GOALS MADE

Name	Opponent (date)	FGM
1. Tamara James	vs. Fairfield (12/28/04)	17
1. Joani Bowles	vs. Temple (1/13/84)	17
1. Wendy Foote	vs. Miami-Dade NW (1978)	17
4. Octavia Blue	vs. FAU (11/25/97)	16
4. Frances Savage	vs. Villanova (3/1/92)	16
6. Tamara James	vs. Quinnipiac (11/29/02)	15
6. Chanivia Broussard	vs. Richmond (12/21/03)	15
6. Maria Rivera	vs. UCF (2/25/88)	15
6. Sylvia Wilson	vs. FIU (1/26/82)	15
10. 13 different times a player has recorded		14

### SINGLE-GAME FIELD GOAL ATTEMPTS

Name	Opponent (date)	FGA
1. Maria Rivera	vs. LSU (11/10/86)	34
2. Joani Bowles	vs. Temple (1/13/84)	31
2. Riquana Williams	vs. North Carolina (2/13/11)	31
4. Tamara James	vs. Virginia Tech (2/6/05)	29
4. Frances Savage	vs. Rutgers (1/28/89)	29
4. Maria Rivera	vs. North Carolina (12/29/86)	29
4. Riquana Williams	vs. Boston College (1/16/11)	29
8. Octavia Blue	vs. Georgetown (2/14/96)	28
8. Riquana Williams	vs. Tennessee (11/15/11)	28
10. Eight different times a player has recorded		27

### SINGLE-GAME FG PERCENTAGE (10 attempts minimum)

Name	FG	FGA	Pct	Opponent (date)
1. Jill Poorman	11	12	.917	vs. Flagler (2/16/80)
2. Jennifer Jordan	10	11	.909	vs. Syracuse (1/20/96)
2. Maria Rivera	10	11	.909	vs. Lamar (1/11/85)
4. Tamara James	12	14	.857	vs. N.C. A&T (12/28/05)
5. Frances Savage	11	13	.846	vs. SW MO State (11/25/88)
6. Melissa Knight	10	12	.833	vs. Maryland (12/29/02)
7. Della Wilson	10	12	.833	vs. Connecticut (2/14/93)
7. Frances Savage	10	12	.833	vs. Arizona (12/2/89)
7. LaToya Drake	10	12	.833	vs. Norfolk State (11/14/08)
10. Jeannie Hebert	9	11	.818	vs. Stetson (3/9/91)
10. Hope Butler	9	11	.818	vs. UCF (1/20/88)

## THREE-POINT FIELD GOALS

### SINGLE-GAME THREE-POINT FG MADE

Name	Opponent (date)	3FG
1. Riquana Williams	at CSU Bakersfield (11/15/09)	8
1. Riquana Williams	vs. Maryland (1/12/12)	8
3. Renee Taylor	at Houston (12/19/06)	7
3. Maria Rivera	vs. UCF (2/25/88)	7
3. Riquana Williams	at Michigan (3/31/10)	7
6. Shannon Drury	vs. Boston College (1/10/98)	6
6. Desma Thomas	vs. Connecticut (2/16/97)	6
6. Desma Thomas	vs. Villanova (2/2/97)	6
6. Desma Thomas	vs. Syracuse (2/27/96)	6
6. Nickki Mitchell	vs. St. John's (1/20/94)	6
6. Maria Rivera	vs. Illinois (12/30/87)	6
6. Riquana Williams	at UC Riverside (11/13/09)	6
6. Riquana Williams	at CSU Bakersfield (11/16/11)	6
6. Riquana Williams	vs. Clemson (1/14/11)	6
6. Krystal Saunders	vs. NC State (1/19/14)	6

### SINGLE-GAME THREE-POINT FG ATTEMPTS

Name	Opponent (date)	3FGA
1. Riquana Williams	at Michigan (3/31/10)	15
2. Shannon Drury	vs. Tulane (11/22/98)	14
2. Riquana Williams	at CSU Bakersfield (11/15/10)	14
2. Riquana Williams	vs. Maryland (1/12/12)	14
5. Maurita Reid	vs. FAU (11/9/07)	13
5. Maurita Reid	at North Carolina (2/18/07)	13
5. Maria Rivera	vs. UCF (2/25/88)	13
5. Riquana Williams	at Cornell (12/21/09)	13
5. Riquana Williams	vs. Boston College (1/16/11)	13
5. Krystal Saunders	at Duke (1/31/13)	13

### SINGLE-GAME 3-POINT FG PCT. (4 3FGA minimum)

Name	3FG	3FGA	Pct	Opponent (date)
1. Shenise Johnson	5	5	1.000	vs. PVAMU (11/17/11)
1. Maria Rivera	4	4	1.000	vs. B-CU (11/21/87)
1. Shenise Johnson	4	4	1.000	at Providence (3/28/10)
4. Maurita Reid	5	6	.833	at Virginia Tech (1/25/07)
4. Renee Taylor	5	6	.833	vs. NC State (1/26/06)
4. Melissa Knight	5	6	.833	vs. Clemson (1/12/06)
4. Renee Taylor	5	6	.833	vs. UCF (12/20/05)
8. Maurita Reid	4	5	.800	at Santa Clara (11/15/06)
8. Melissa Knight	4	5	.800	vs. FIU (3/18/06)
8. Tamara James	4	5	.800	vs. Mississippi (12/29/05)
8. Tamara James	4	5	.800	vs. N.C. A&T (12/28/05)
8. Maria Rivera	4	5	.800	vs. Arizona (1/27/88)
8. Shenise Johnson	4	5	.800	vs. NC State (3/4/11)

## FREE THROWS

### SINGLE-GAME FREE THROWS MADE

Name	Opponent (date)	FT
1. Desma Thomas	vs. St. John's (2/3/96)	18
2. Desma Thomas	vs. Georgetown (2/25/97)	16
3. Frances Savage	vs. Purdue (11/25/90)	15
3. Maria Rivera	vs. Central Florida (1/20/88)	15
3. Maria Rivera	vs. Florida A&M (1/11/88)	15
6. Tamara James	vs. FIU (3/18/06)	14
7. Michelle Woods	at Syracuse (2/12/15)	13
7. Tamara James	vs. Duke (2/29/06)	13
9. Tamara James	vs. Rutgers (3/9/03)	12
9. Octavia Blue	vs. Providence (2/20/98)	12
9. Jeannie Hebert	vs. FIU (2/23/90)	12
9. Frances Savage	vs. FIU (2/24/89)	12

### SINGLE-GAME FREE THROW ATTEMPTS

Name	Opponent (date)	FTA
1. Desma Thomas	vs. St. John's (2/3/96)	22
2. Frances Savage	vs. Purdue (11/25/90)	20
3. Desma Thomas	vs. Georgetown (2/25/97)	19
3. Maria Rivera	vs. UCF (1/20/88)	19
3. Maria Rivera	vs. Florida A&M (1/11/88)	19
6. Frances Savage	vs. Providence (3/8/92)	17
7. Tamara James	vs. FIU (3/18/06)	16
8. Six different times a player has recorded		15



# Individual Game Records/ Year-By-Year Leaders

## SINGLE-GAME FREE THROW PCT (8 FTA minimum)

Name	3FG	3FGA	Pct	Opponent (date)
1. Tamara James	11	11	1.000	vs. FDU (12/2/05)
1. Frances Savage	11	11	1.000	vs. Pittsburgh (1/11/92)
1. Frances Savage	11	11	1.000	vs. Rutgers (12/8/91)
1. Renee Taylor	10	10	1.000	vs. Virginia (1/22/06)
1. Kym Hope	10	10	1.000	vs. Boston College (1/16/99)
1. Jeannie Hebert	10	10	1.000	vs. Boston College (1/3/92)
1. Maria Rivera	10	10	1.000	vs. Boston College (1/3/92)
1. Renee Taylor	9	9	1.000	at Houston (12/19/06)
1. Renee Taylor	9	9	1.000	at St. Mary's (11/17/06)
1. Octavia Blue	9	9	1.000	vs. Georgetown (1/31/98)
1. Fallon Phanord	8	8	1.000	vs. North Carolina (3/5/05)
1. Jennifer Jordan	8	8	1.000	vs. Syracuse (1/18/95)
1. Vicki Plowden	8	8	1.000	vs. Boston College (2/16/93)
1. Jeannie Hebert	8	8	1.000	vs. North Carolina (3/21/92)
1. Lisa Jones	8	8	1.000	vs. Boston College (1/11/90)
1. Hope Butler	8	8	1.000	vs. Old Dominion (1/9/88)
1. Maria Rivera	8	8	1.000	vs. Dartmouth (12/20/84)
1. Morgan Stroman	8	8	1.000	at North Carolina (2/13/11)
1. Riquna Williams	8	8	1.000	vs. Lipscomb (1/11/11)
1. Shenise Johnson	8	8	1.000	at Duke (2/24/12)
1. Stefanie Yderstrom	8	8	1.000	at Maryland (2/12/12)
1. Shenise Johnson	8	8	1.000	vs. UTPA (1/11/11)
1. Stefanie Yderstrom	8	8	1.000	vs. NC State (12/20/12)
1. Morgan Stroman	8	8	1.000	at Maryland (1/10/13)

## ASSISTS

### SINGLE-GAME ASSISTS

Name	Opponent (date)	Ast
1. Robin Harmony	vs. FIU (12/4/82)	14
2. Gina Graziani	vs. Providence (12/6/97)	13
2. Gina Graziani	vs. West Virginia (1/22/97)	13
2. Jeannie Hebert	vs. Syracuse (12/27/90)	13
5. 10 different times a player has recorded		12

## REBOUNDS

### SINGLE-GAME REBOUNDS

Name	Opponent (date)	Reb
1. Cordelia Fulmore	vs. Georgia State (2/24/84)	25
2. Donna Mapp	vs. Stetson (2/5/83)	24
3. Sylvia Wilson	vs. USF (2/20/80)	22
4. Tamara James	vs. USF (1/22/01)	21
5. Frances Savage	vs. Florida State (12/11/80)	20
5. Cordelia Fulmore	vs. Fla. Memorial (2/14/84)	20
5. Sylvia Wilson	vs. Central Florida (2/6/81)	20
5. Sylvia Wilson	vs. Miami-Dade South (2/3/81)	20
9. Nine different times a player has recorded		19

## STEALS

### SINGLE-GAME STEALS

Name	Opponent (date)	Stls
1. Maurita Reid	vs. Wake Forest (2/8/07)	10
1. Maria Rivera	vs. Minnesota (12/22/86)	10
1. Pat Bentoski	vs. Stetson (2/3/80)	10
2. Maria Rivera	vs. Stetson (1/21/87)	9
2. Cordelia Fulmore	vs. Purdue (12/31/84)	9
2. Robin Harmony	vs. South Florida (1/16/82)	9
2. Dottie Richardson	vs. Broward (2/13/81)	9
2. Loretta Harvey	vs. South Florida (1/9/81)	9
2. Debra Jackson	vs. Fla. Southern (1/18/80)	9
2. Shenise Johnson	vs. Boston College (1/16/11)	9
2. Riquna Williams	vs. Morgan State (12/30/10)	9

## BLOCKED SHOTS

### SINGLE-GAME BLOCKED SHOTS

Name	Opponent (date)	Blks
1. Jassany Williams	vs. Notre Dame (1/8/15)	9
2. Jassany Williams	at Virginia Tech (1/11/15)	8
2. Sylvia Bullock	vs. Houston (11/24/09)	8
4. Joani Bowles	vs. South Florida (1/20/84)	7
4. Sylvia Wilson	vs. Oral Roberts (12/17/79)	7
6. 10 different times a player has recorded		6

## Scoring Average

1979-1980	Sylvia Wilson	15.8
1980-1981	Sylvia Wilson	17.6
1981-1982	Sylvia Wilson	18.7
1982-1983	Donna Mapp	17.1
1983-1984	Cardelia Fulmore	19.5
1984-1985	Cardelia Fulmore	19.1
1985-1986	Maria Rivera	21.4
1986-1987	Maria Rivera	20.9
1987-1988	Maria Rivera	23.3
1988-1989	Frances Savage	22.4
1989-1990	Frances Savage	23.6
1990-1991	Jeannie Hebert	16.9
1991-1992	Frances Savage	23.2
1992-1993	Holly Rilinger	15.8
1993-1994	Desma Thomas	14.0
1994-1995	Octavia Blue	14.5
1995-1996	Octavia Blue	16.0
1996-1997	Desma Thomas	15.4
1997-1998	Octavia Blue	19.2
1998-1999	Kym Hope	17.2
1999-2000	Shelia James	15.2
2000-2001	Chanivia Broussard	13.2
2001-2002	Chanivia Broussard	14.2
2002-2003	Tamara James	21.0
2003-2004	Tamara James	16.6
2004-2005	Tamara James	22.3
2005-2006	Tamara James	21.5
2006-2007	Renee Taylor	18.6
2007-2008	Maurita Reid	15.3
2008-2009	Shenise Johnson	12.8
2009-2010	Riquna Williams	19.6
2010-2011	Riquna Williams	21.7
2011-2012	Shenise Johnson	17.0
2012-2013	Morgan Stroman	12.9
2013-2014	Adrienne Motley	11.1
2014-2015	Adrienne Motley	16.9

## Rebounding Average

1979-1980	Sylvia Wilson	10.4
1980-1981	Sylvia Wilson	11.8
1981-1982	Sylvia Wilson	11.5
1982-1983	Donna Mapp	11.5
1983-1984	Cardelia Fulmore	11.6
1984-1985	Cardelia Fulmore	8.9
1985-1986	Hope Butler	5.5
1986-1987	Hope Butler	8.9
1987-1988	Hope Butler	8.0
1988-1989	Frances Savage	9.2
1989-1990	Frances Savage	9.5
1990-1991	Vicki Plowden	10.0
1991-1992	Frances Savage	10.6
1992-1993	Vicki Plowden	10.0
1993-1994	Tanya Young	9.9
1994-1995	Octavia Blue	7.2
1995-1996	Jennifer Jordan	6.7
1996-1997	Kym Hope	8.1
1997-1998	Kym Hope	10.6
1998-1999	Kym Hope	8.7
1999-2000	Alicia Hartlaub	7.3
2000-2001	Dalia Clarke	6.4
2001-2002	Shaquana Wilkins	6.0
2002-2003	Tamara James	7.9
2003-2004	Shaquana Wilkins	8.5
2004-2005	Tamara James	6.9
2005-2006	Tamara James	7.8
2006-2007	Brittany Denson	6.9
2007-2008	Maurita Reid	5.6
2008-2009	Shenise Johnson	7.1
2009-2010	Shenise Johnson	7.7
2010-2011	Shenise Johnson	8.3
2011-2012	Shenise Johnson	8.0
2012-2013	Morgan Stroman	8.8
2013-2014	Keyona Hayes	6.5
2014-2015	Jassany Williams	6.0

## Field Goal Percentage

(minimum 200 attempts)		
1979-1980	Sylvia Wilson	.530
1980-1981	Dottie Richardson	.514
1981-1982	Sylvia Wilson	.439
1982-1983	Donna Mapp	.492
1983-1984	Cardelia Fulmore	.539
1984-1985	Cardelia Fulmore	.548
1985-1986	Hope Butler	.467
1986-1987	Hope Butler	.501
1987-1988	Hope Butler	.531
1988-1989	Frances Savage	.548
1989-1990	Frances Savage	.540
1990-1991	Vicki Plowden	.539
1991-1992	Vicki Plowden	.515
1992-1993	Vicki Plowden	.457
1993-1994	Nicki Mitchell	.394
1994-1995	Sheron Murray	.398
1995-1996	Octavia Blue	.488
1996-1997	Kym Hope	.540
1997-1998	Kym Hope	.534
1998-1999	Kym Hope	.529
1999-2000	Alicia Hartlaub	.436
2000-2001	Dalia Clarke	.452
2001-2002	Shaquana Wilkins	.482
2002-2003	Tamara James	.516
2003-2004	Shaquana Wilkins	.520
2004-2005	Tamara James	.480
2005-2006	Melissa Knight	.498
2006-2007	Albrey Grimsley	.463
2007-2008	Albrey Grimsley	.408
2008-2009	Shenise Johnson	.385
2009-2010	Diane Barnes	.545
2010-2011	Morgan Stroman	.519
2011-2012	Shenise Johnson	.452
2012-2013	Shawnice Wilson	.519
2013-2014	Keyona Hayes	.506
2014-2015	Adrienne Motley	.492

## Free Throw Percentage

(minimum 70 attempts)		
1979-1980	Sandra Wells	.673
1980-1981	Pat Bentoski	
1981-1982	Gwen Harris	.779
1982-1983	Sylvia Wilson	.618
1983-1984	Dana Hunter	.675
1984-1985	Robin Harmony	.657
1985-1986	Maria Rivera	.729
1986-1987	Maria Rivera	.730
1987-1988	Maria Rivera	.791
1988-1989	Maria Rivera	.828
1989-1990	Elaine Harlow	.796
1990-1991	Frances Savage	.786
1991-1992	Jeannie Hebert	.758
1992-1993	Jeannie Hebert	.835
1993-1994	Holly Rilinger	.857
1994-1995	Desma Thomas	.679
1995-1996	Rinat Zaltz	.734
1996-1997	Cassandra Wimes	.714
1997-1998	Desma Thomas	.800
1998-1999	Kym Hope	.771
1999-2000	Kym Hope	.810
2000-2001	Gina Graziani	.714
2001-2002	Meghan Saake	.629
2002-2003	Shaquana Wilkins	.711
2003-2004	Tamara James	.760
2004-2005	Tamara James	.766
2005-2006	Tamara James	.770
2006-2007	Renee Taylor	.836
2007-2008	Renee Taylor	.843
2008-2009	Maurita Reid	.651
2009-2010	Shenise Johnson	.820
2010-2011	Shenise Johnson	.773
2011-2012	Shenise Johnson	.846
	Shenise Johnson	.877

# Year-By-Year Leaders

2012-2013	Stefanie Yderstrom	.883
2013-2014	Krystal Saunders	.775
2014-2015	Adrienne Motley	.764

## Assists

1979-1980	Pat Bentoski	130
1980-1981	Loretta Harvey	156
1981-1982	Loretta Harvey	168
1982-1983	Loretta Harvey	120
1983-1984	Loretta Harvey	144
1984-1985	Maria Rivera	149
1985-1986	Maria Rivera	89
1986-1987	Maria Rivera	141
1987-1988	Maria Rivera	108
1988-1989	Jeannie Hebert	147
1989-1990	Jeannie Hebert	137
1990-1991	Jeannie Hebert	189
1991-1992	Jeannie Hebert	221
1992-1993	Della Wilson	134
1993-1994	Nickki Mitchell	65
1994-1995	Maureen Faulkner	71
1995-1996	Desma Thomas	72
1996-1997	Gina Graziani	198
1997-1998	Gina Graziani	210
1998-1999	Gina Graziani	153
1999-2000	Gina Graziani	94
2000-2001	Meghan Saake	99
2001-2002	Meghan Saake	125
2002-2003	Yalonda McCormick	185
2003-2004	Yalonda McCormick	157
2004-2005	Yalonda McCormick	167
2005-2006	Renee Taylor	115
2006-2007	Albrey Grimsley	82
2007-2008	Albrey Grimsley	93
2008-2009	Shenise Johnson	122
2009-2010	Shenise Johnson	166
2010-2011	Shenise Johnson	127
2011-2012	Shenise Johnson	141
2012-2013	Stefanie Yderstrom	75
2013-2014	Adrienne Motley	82
2014-2015	Jessica Thomas	74

## Steals

1979-1980	Dottie Richardson	100
1980-1981	Dottie Richardson	105
	Loretta Harvey	
1981-1982	Loretta Harvey	84
1982-1983	Gwen Harris	64
1983-1984	Robin Harmony	98
1984-1985	Cardelia Fulmore	100
	Maria Rivera	
1985-1986	Maria Rivera	77
1986-1987	Maria Rivera	106
1987-1988	Maria Rivera	99
1988-1989	Frances Savage	56
	Elaine Harlow	
1989-1990	Frances Savage	71
1990-1991	Jeannie Hebert	71
1991-1992	Vicki Plowden	76
1992-1993	Della Wilson	93
1993-1994	Ronnie McGarry	49
1994-1995	Maureen Faulkner	49
1995-1996	Desma Thomas	60
1996-1997	Desma Thomas	60
1997-1998	Kym Hope	56
1998-1999	Kym Hope	54
1999-2000	Shelia James	26
2000-2001	Meghan Saake	74
2001-2002	Meghan Saake	121
2002-2003	Meghan Saake	114
2003-2004	Yalonda McCormick	93
2004-2005	Yalonda McCormick	78
2005-2006	Tamara James	93
2006-2007	Maurita Reid	95
2007-2008	Maurita Reid	110
2008-2009	Shenise Johnson	78
2009-2010	Shenise Johnson	111

2010-2011	Morgan Stroman	109
2011-2012	Shenise Johnson	108
2012-2013	Morgan Stroman	57
2013-2014	Suriya McGuire	43
2014-2015	Adrienne Motley	47

## Blocked Shots

1979-1980	Sylvia Wilson	80
1980-1981	Sylvia Wilson	61
1981-1982	Sylvia Wilson	57
1982-1983	Donna Mapp	15
1983-1984	Joani Bowles	45
1984-1985	Cardelia Fulmore	25
1985-1986	Julie Colville	8
1986-1987	Regina Brant	5
1987-1988	Ruth Smith	12
1988-1989	Frances Savage	17
1989-1990	Belinda Kunczt	35
1990-1991	Vicki Plowden	27
1991-1992	Vicki Plowden	35
1992-1993	Vicki Plowden	40
1993-1994	Tanya Young	23
1994-1995	Octavia Blue	20
1995-1996	Desma Thomas	21
1996-1997	Kym Hope	53
1997-1998	Kym Hope	33
1998-1999	Kym Hope	62
1999-2000	Alicia Hartlaub	11
2000-2001	Chanivia Broussard	32
2001-2002	Chanivia Broussard	35
	Martha Bodley	
2002-2003	Meghan Saake	36
2003-2004	Shaquana Wilkins	37
2004-2005	Imani Dhahabu	24
2005-2006	Brittany Denson	30
2006-2007	Brittany Denson	17
2007-2008	Charmaine Clark	18
2008-2009	Shenise Johnson	29
2009-2010	Sylvia Bullock	35
2010-2011	Morgan Stroman	29
	Sylvia Bullock	
2011-2012	Sylvia Bullock	44
2012-2013	Morgan Stroman	39
2013-2014	Jassany Williams	57
2014-2015	Jassany Williams	74

## Minutes Per Game

1985-1986	Maria Rivera	37.7
1986-1987	Maria Rivera	37.0
1987-1988	Maria Rivera	36.3
1988-1989	Jeannie Hebert	34.8
1989-1990	Frances Savage	34.1
1990-1991	Jeannie Hebert	35.9
1991-1992	Jeannie Hebert	34.4
1992-1993	Della Wilson	35.7
1993-1994	Nickki Mitchell	33.6
1994-1995	Octavia Blue	29.8
1995-1996	Desma Thomas	32.1
1996-1997	Desma Thomas	35.8
1997-1998	Gina Graziani	36.3
1998-1999	Kym Hope	33.8
1999-2000	Gina Graziani	33.5
2000-2001	Meghan Saake	30.3
2001-2002	Meghan Saake	36.2
2002-2003	Meghan Saake	36.0
2003-2004	Yalonda McCormick	36.4
2004-2005	Yalonda McCormick	36.4
2005-2006	Tamara James	32.8
2006-2007	Renee Taylor	34.8
2007-2008	Maurita Reid	29.2
2008-2009	Shenise Johnson	31.0
2009-2010	Shenise Johnson	34.8
2010-2011	Shenise Johnson	31.8
2011-2012	Shenise Johnson	31.2
2012-2013	Stefanie Yderstrom	30.0
2013-2014	Krystal Saunders	31.5
2014-2015	Adrienne Motley	31.4

# 1,000 Point Club

## 1. Tamara James (2002-06) — 2,406

SEASON	GP-GS	FG-FGA	PCT	3P-3PA	PCT	FT-FTA	PCT	REB-AVG	A	BS	S	PTS-AVG
2002-03	31-31	238-461	.516	19-58	.328	155-204	.760	244-7.9	49	14	56	650-21.0
2003-04	28-26	170-340	.500	39-103	.379	85-111	.766	129-4.6	72	18	55	464-16.6
2004-05	29-29	242-504	.480	19-119	.328	124-161	.770	199-6.9	57	13	75	647-22.3
2005-06	30-30	218-449	.486	53-137	.387	156-188	.830	233-7.8	70	11	93	645-21.5
<b>Total</b>	<b>118-116</b>	<b>868-1754</b>	<b>.495</b>	<b>150-417</b>	<b>.360</b>	<b>520-664</b>	<b>.783</b>	<b>805-6.8</b>	<b>248</b>	<b>56</b>	<b>279</b>	<b>2406-20.4</b>

## 2. Maria Rivera (1984-88) — 2,358

SEASON	GP-GS	FG-FGA	PCT	3P-3PA	PCT	FT-FTA	PCT	REB-AVG	A	BS	S	PTS-AVG
1984-85	28-28	202-380	.531	—	—	120-156	.769	93-3.3	149	4	100	524-18.7
1985-86	27-27	230-533	.432	—	—	119-163	.730	118-4.4	89	2	77	579-21.4
1986-87	30-30	251-545	.461	—	—	125-158	.791	97-3.2	141	3	106	627-20.9
1987-88	27-27	209-473	.442	66-177	.373	144-174	.828	102-3.8	108	3	99	628-23.3
<b>Total</b>	<b>112-112</b>	<b>892-1931</b>	<b>.462</b>	<b>66-177</b>	<b>.373</b>	<b>508-651</b>	<b>.780</b>	<b>410-3.7</b>	<b>487</b>	<b>12</b>	<b>382</b>	<b>2358-21.1</b>

## 3. Shenise Johnson (2008-12) — 2,262

SEASON	GP-GS	FG-FGA	PCT	3P-3PA	PCT	FT-FTA	PCT	REB-AVG	A	BS	S	PTS-AVG
2008-09	30-30	141-366	.385	20-62	.323	82-100	.820	213-7.1	122	29	78	384-12.8
2009-10	36-36	251-506	.496	50-127	.394	133-172	.773	276-7.7	166	21	111	685-19.0
2010-11	33-33	236-484	.488	44-126	.349	132-156	.846	275-8.3	127	26	104	648-19.6
2011-12	32-32	202-447	.452	34-114	.298	107-122	.877	256-8.0	141	14	108	545-17.0
<b>Total</b>	<b>131-131</b>	<b>830-18-3</b>	<b>.460</b>	<b>148-429</b>	<b>.345</b>	<b>3454-550</b>	<b>.825</b>	<b>1020-7.8</b>	<b>556</b>	<b>90</b>	<b>4-1</b>	<b>2,262-17.3</b>

## 4. Frances Savage (1988-92) — 2,184

SEASON	GP-GS	FG-FGA	PCT	3P-3PA	PCT	FT-FTA	PCT	REB-AVG	A	BS	S	PTS-AVG
1988-89	29-29	256-467	.548	6-23	.261	131-166	.789	268-9.2	66	17	56	649-22.4
1989-90	31-31	284-526	.540	18-43	.419	147-187	.786	293-9.5	76	17	71	733-23.6
1990-91	2-2	19-43	.442	0-2	.000	22-28	.786	20-10.0	7	0	4	60-30.0
1991-92	32-32	271-557	.487	19-46	.413	181-222	.815	339-10.6	77	10	71	742-23.2
<b>Total</b>	<b>94-94</b>	<b>830-1593</b>	<b>.521</b>	<b>43-114</b>	<b>.377</b>	<b>481-603</b>	<b>.798</b>	<b>920-9.8</b>	<b>226</b>	<b>44</b>	<b>202</b>	<b>2184-23.2</b>

## 5. Riquna Williams (2008-12) — 2,148

SEASON	GP-GS	FG-FGA	PCT	3P-3PA	PCT	FT-FTA	PCT	REB-AVG	A	BS	S	PTS-AVG
2008-09	26-6	78-261	.299	24-111	.216	47-61	.770	51-2.0	19	11	44	227-8.7
2009-10	36-25	253-628	.403	106-294	.361	95-129	.736	152-4.2	62	17	64	707-19.6
2010-11	33-33	251-632	.397	75-252	.298	140-181	.773	176-5.3	93	16	91	717-21.7
2011-12	30-27	178-448	.397	67-182	.368	74-92	.804	103-3.4	77	20	71	497-16.6
<b>Total</b>	<b>125-91</b>	<b>760-1969</b>	<b>.386</b>	<b>272-839</b>	<b>.324</b>	<b>356-463</b>	<b>.769</b>	<b>482-3.9</b>	<b>251</b>	<b>64</b>	<b>270</b>	<b>2,148-17.2</b>

## 6. Jeannie Hebert (1988-92) — 1,766

SEASON	GP-GS	FG-FGA	PCT	3P-3PA	PCT	FT-FTA	PCT	REB-AVG	A	BS	S	PTS-AVG
1988-89	29-29	147-367	.401	3-35	.086	104-159	.654	92-3.2	147	10	44	401-13.8
1989-90	30-30	145-340	.426	3-9	.333	117-153	.765	72-2.4	137	12	49	410-13.7
1990-91	28-28	179-406	.441	14-42	.333	100-132	.758	109-3.9	189	6	71	472-16.9
1991-92	32-32	181-379	.478	5-16	.313	116-139	.835	70-2.2	221	7	73	483-15.1
<b>Total</b>	<b>119-119</b>	<b>652-1492</b>	<b>.437</b>	<b>25-102</b>	<b>.245</b>	<b>437-583</b>	<b>.750</b>	<b>343-2.9</b>	<b>694</b>	<b>35</b>	<b>237</b>	<b>1766-14.8</b>

## 7. Octavia Blue (1994-98) — 1,724

SEASON	G-GS	FG-FGA	PCT	3P-3PA	PCT	FT-FTA	PCT	REB-AVG	A	BS	S	PTS-AVG
1997-98	29-29	205-448	.458	24-53	.453	122-169	.722	164-5.7	23	8	35	556-19.2
1996-97	29-28	161-382	.421	0-1	.000	66-102	.647	162-5.6	15	5	37	388-13.4
1995-96	27-27	178-365	.488	0-0	.000	76-134	.567	174-6.4	26	5	35	432-16.0
1994-95	24-23	127-329	.386	0-2	.000	94-144	.653	172-7.2	14	20	32	348-14.5
<b>TOTAL</b>	<b>109-107</b>	<b>671-1524</b>	<b>.440</b>	<b>24-56</b>	<b>.429</b>	<b>358-549</b>	<b>.652</b>	<b>672-6.2</b>	<b>78</b>	<b>38</b>	<b>139</b>	<b>1724-15.8</b>

## 8. Sylvia Wilson (1979-82) — 1,713

SEASON	GP-GS	FG-FGA	PCT	3P-3PA	PCT	FT-FTA	PCT	REB-AVG	A	BS	S	PTS-AVG
1979-80	33-30	232-438	.530	—	—	56-103	.544	344-10.4	24	80	56	520-15.8
1980-81	38-37	268-568	.472	—	—	134-222	.604	449-11.8	17	61	53	670-17.6
1981-82	28-27	221-503	.439	—	—	81-131	.618	322-11.5	21	57	45	523-18.7
<b>TOTAL</b>	<b>99-94</b>	<b>721-1509</b>	<b>.478</b>	<b>—</b>	<b>—</b>	<b>271-456</b>	<b>.594</b>	<b>1115-11.3</b>	<b>62</b>	<b>198</b>	<b>154</b>	<b>1713-17.3</b>

## 9. Chanivia Broussard (2000-04) — 1,482

SEASON	GP-GS	FG-FGA	PCT	3P-3PA	PCT	FT-FTA	PCT	REB-AVG	A	BS	S	PTS-AVG
2000-01	27-22	158-369	.428	4-15	.267	36-74	.486	152-25.6	22	32	46	356-13.2
2001-02	29-20	173-407	.425	13-51	.255	54-85	.635	124-4.3	27	35	57	413-14.2
2002-03	29-5	115-263	.437	8-31	.258	35-69	.507	126-4.3	31	32	35	273-9.4
2003-04	29-28	175-359	.487	3-15	.200	87-127	.685	181-6.2	48	33	64	440-15.2
<b>TOTAL</b>	<b>114-75</b>	<b>621-1398</b>	<b>.444</b>	<b>28-112</b>	<b>.250</b>	<b>212-355</b>	<b>.597</b>	<b>583-5.1</b>	<b>128</b>	<b>132</b>	<b>202</b>	<b>1482-13.0</b>

HISTORY



# 1,000 Point Club

## 10. Kym Hope (1995-99) – 1,462

SEASON	GP-GS	FG-FGA	PCT	3P-3PA	PCT	FT-FTA	PCT	REB-AVG	A	BS	S	PTS-AVG
1995-96	26-0	28-68	.412	0-0	.000	28-52	.538	95-3.7	11	16	17	84-3.2
1996-97	29-29	143-265	.540	0-2	.000	81-117	.692	234-8.1	33	53	45	367-12.7
1997-98	29-29	191-358	.534	1-1	1.000	128-166	.771	306-10.6	53	33	56	511-17.6
1998-99	29-29	184-348	.529	0-3	.000	132-163	.810	253-8.7	52	62	54	500-17.2
<b>TOTAL</b>	<b>113-87</b>	<b>546-1039</b>	<b>.526</b>	<b>0-3</b>	<b>.000</b>	<b>369-498</b>	<b>.741</b>	<b>888-7.9</b>	<b>149</b>	<b>164</b>	<b>172</b>	<b>1462-12.9</b>

## 11. Vicki Plowden (1990-93) – 1,404

SEASON	GP-GS	FG-FGA	PCT	3P-3PA	PCT	FT-FTA	PCT	REB-AVG	A	BS	S	PTS-AVG
1990-91	28-27	194-360	.539	0-0	.000	67-108	.620	281-10.0	18	27	53	455-16.3
1991-92	32-32	194-377	.515	1-2	.500	87-144	.604	265-8.3	17	41	35	476-14.9
1992-93	31-31	191-418	.457	2-5	.400	89-143	.622	311-10.0	44	40	64	473-15.3
<b>TOTAL</b>	<b>91-90</b>	<b>579-1155</b>	<b>.501</b>	<b>3-7</b>	<b>.429</b>	<b>243-395</b>	<b>.615</b>	<b>857-9.4</b>	<b>79</b>	<b>108</b>	<b>152</b>	<b>1404-15.4</b>

## 12. Morgan Stroman (2009-13) – 1,371

SEASON	GP-GS	FG-FGA	PCT	3P-3PA	PCT	FT-FTA	PCT	REB-AVG	A	BS	S	PTS-AVG
2009-10	36-21	83-201	.413	0-1	.000	97-136	.713	211-5.9	38	24	64	263- 7.3
2010-11	33-33	164-316	.519	1-6	.167	121-187	.647	270-8.2	69	29	109	450-13.6
2011-12	19-19	93-168	.554	1-2	.500	58-79	.734	124-6.5	25	8	42	245-12.9
2012-13	32-32	143-301	.475	0-7	.000	127-183	.694	281-8.8	65	39	57	413-12.9
<b>TOTAL</b>	<b>120-105</b>	<b>483-986</b>	<b>.490</b>	<b>2-15</b>	<b>.133</b>	<b>403-585</b>	<b>.688</b>	<b>886-7.4</b>	<b>197</b>	<b>100</b>	<b>272</b>	<b>1371-11.4</b>

## 13. Robin Harmony (1980-84) – 1,308

SEASON	GP-GS	FG-FGA	PCT	3P-3PA	PCT	FT-FTA	PCT	REB-AVG	A	BS	S	PTS-AVG
1980-81	38-31	159-404	.394	—	—	48-76	.632	174-4.6	139	16	100	366-9.6
1981-82	29-29	133-325	.409	—	—	29-44	.659	193-6.7	127	13	56	295-10.2
1982-83	27-27	120-264	.455	—	—	35-57	.614	218-8.1	67	11	60	275-10.2
1983-84	31-31	163-385	.423	—	—	46-70	.657	175-5.6	115	18	98	372-12.0
<b>TOTAL</b>	<b>125-118</b>	<b>575-1378</b>	<b>.417</b>	<b>—</b>	<b>—</b>	<b>158-247</b>	<b>.640</b>	<b>760-6.1</b>	<b>448</b>	<b>58</b>	<b>314</b>	<b>1308-10.5</b>

## 14. Desma Thomas (1992-97) – 1,284

SEASON	G-GS	FG-FGA	PCT	3P-3PA	PCT	FT-FA	PCT	REB-AVG	A	BS	S	PTS-AVG
1992-93	30-6	36-107	.336	0-4	.000	36-65	.554	87-2.9	13	8	20	108-3.6
1993-94	25-24	110-351	.313	25-88	.288	106-156	.679	195-7.8	47	20	37	351-14.0
1994-95	DNP											
1995-96	27-27	120-339	.354	46-155	.297	92-134	.687	134-5.0	72	21	60	378-14.0
1996-97	29-29	135-355	.380	81-216	.375	96-120	.800	136-4.7	64	9	60	447-15.4
<b>TOTAL</b>	<b>111-86</b>	<b>401-1152</b>	<b>.348</b>	<b>152-463</b>	<b>.328</b>	<b>330-475</b>	<b>.695</b>	<b>552-5.0</b>	<b>196</b>	<b>58</b>	<b>177</b>	<b>1284-11.6</b>

## 15. Stefanie Yderstrom (2009-13) – 1,203

SEASON	GP-GS	FG-FGA	PCT	3P-3PA	PCT	FT-FTA	PCT	REB-AVG	A	BS	S	PTS-AVG
2009-10	30-17	78-245	.318	47-159	.296	22-26	.846	44-1.5	64	10	26	225-7.5
2010-11	33-33	83-255	.325	53-172	.308	45-54	.833	75-2.3	88	7	44	264-8.0
2011-12	32-32	113-299	.378	68-195	.349	46-54	.852	49-1.5	54	5	36	340-10.6
2012-13	32-32	123-362	.340	60-164	.366	68-77	.883	43-1.3	75	2	41	374-11.7
<b>TOTAL</b>	<b>127-114</b>	<b>397-1161</b>	<b>.342</b>	<b>228-690</b>	<b>.330</b>	<b>181-211</b>	<b>.860</b>	<b>211-1.7</b>	<b>281</b>	<b>24</b>	<b>147</b>	<b>1203-9.5</b>

## 16. Wendy Foote (1974-78) – 1,174

SEASON	GP-GS	FG-FGA	PCT	3P-3PA	PCT	FT-FTA	PCT	REB-AVG	A	BS	S	PTS-AVG
1974-75	13	102	—	—	—	36-72	.500	—	—	—	—	240-18.5
1975-76	15	103	—	—	—	30-59	.508	—	—	—	—	236-15.7
1976-77	18	115	—	—	—	45-68	.662	—	—	—	—	295-16.4
1977-78	16	160	—	—	—	83-119	.697	—	—	—	—	403-25.2
<b>TOTAL</b>	<b>62</b>	<b>480</b>	<b>—</b>	<b>—</b>	<b>—</b>	<b>194-318</b>	<b>.610</b>	<b>—</b>	<b>—</b>	<b>—</b>	<b>—</b>	<b>1174-18.9</b>

## 17. Hope Butler (1984-88) – 1,157

SEASON	GP-GS	FG-FGA	PCT	3P-3PA	PCT	FT-FTA	PCT	REB-AVG	A	BS	S	PTS-AVG
1984-85	17-0	19-40	.475	—	—	22-35	.629	64-3.8	9	1	14	60-3.5
1985-86	27-24	106-227	.467	—	—	27-48	.563	148-5.5	30	4	43	239-8.9
1986-87	30-30	211-421	.501	—	—	77-125	.616	266-8.9	36	2	82	499-16.6
1987-88	27-25	145-273	.531	0-1	.000	69-98	.704	216-8.0	49	2	51	359-13.3
<b>TOTAL</b>	<b>101-79</b>	<b>481-961</b>	<b>.501</b>	<b>0-1</b>	<b>.000</b>	<b>195-306</b>	<b>.637</b>	<b>694-6.9</b>	<b>124</b>	<b>9</b>	<b>190</b>	<b>1157-11.5</b>

## 18. Cordelia Fulmore (1983-85) – 1,142

SEASON	GP-GS	FG-FGA	PCT	3P-3PA	PCT	FT-FTA	PCT	REB-AVG	A	BS	S	PTS-AVG
1983-84	31-31	258-479	.539	—	—	90-141	.638	359-11.6	46	17	88	606-19.5
1984-85	28-28	228-417	.548	—	—	80-123	.650	250-8.9	73	25	100	536-19.1
<b>TOTAL</b>	<b>59-59</b>	<b>486-896</b>	<b>.542</b>	<b>—</b>	<b>—</b>	<b>170-264</b>	<b>.644</b>	<b>609-10.3</b>	<b>119</b>	<b>42</b>	<b>188</b>	<b>1,142-19.4</b>

# 1,000 Point Club

## 19. Yalonda McCormick (2001-05) – 1,072

SEASON	GP-GS	FG-FGA	PCT	3P-3PA	PCT	FT-FTA	PCT	REB-AVG	A	BS	S	PTS-AVG
2001-02	17-0	21-72	.292	1-9	.111	7-11	.636	22-1.3	30	0	9	50-2.9
2002-03	31-31	125-300	.417	17-52	.327	49-69	.710	98-3.2	185	7	100	316-10.2
2003-04	29-29	126-333	.378	52-145	.359	50-65	.769	114-3.9	157	11	93	354-12.2
2004-05	28-27	139-369	.377	40-136	.294	34-53	.642	117-4.2	167	7	78	352-12.6
<b>TOTAL</b>	<b>105-87</b>	<b>411-1074</b>	<b>.383</b>	<b>110-342</b>	<b>.322</b>	<b>140-198</b>	<b>.707</b>	<b>351-3.3</b>	<b>539</b>	<b>25</b>	<b>280</b>	<b>1,072-10.2</b>

## 20. Jennifer Jordan (1994-99) – 1,050

SEASON	GP-GS	FG-FGA	PCT	3P-3PA	PCT	FT-FTA	PCT	REB-AVG	A	BS	S	PTS-AVG
1994-95	26-7	51-113	.451	0-0	.000	69-99	.697	122-4.7	6	3	26	171-6.6
1995-96	26-23	110-195	.564	0-0	.000	84-126	.667	173-6.7	13	7	34	304-11.7
1996-97	DNP											
1997-98	28-4	65-131	.496	0-0	.000	55-83	.663	85-3.0	7	1	18	185-6.6
1998-99	29-29	139-283	.491	0-0	.000	112-157	.713	200-6.9	15	6	31	390-13.4
<b>TOTAL</b>	<b>109-63</b>	<b>365-722</b>	<b>.506</b>	<b>0-0</b>	<b>.000</b>	<b>320-465</b>	<b>.688</b>	<b>580-5.3</b>	<b>41</b>	<b>17</b>	<b>109</b>	<b>1050-9.6</b>

## 21. Cassandra Wimes (1994-99) – 1,034

SEASON	GP-GS	FG-FGA	PCT	3P-3PA	PCT	FT-FTA	PCT	REB-AVG	A	BS	S	PTS-AVG
1994-95	26-7	51-113	.451	0-0	.000	69-99	.697	122-4.7	6	3	26	171-6.6
1995-96	26-23	110-195	.564	0-0	.000	84-126	.667	173-6.7	13	7	34	304-11.7
1996-97	DNP											
1997-98	24-13	82-202	.406	21-62	.339	37-47	.787	67-2.8	23	5	36	222-9.3
1998-99	29-29	128-336	.381	23-80	.288	58-82	.707	106-3.7	51	8	47	337-11.6
<b>TOTAL</b>	<b>105-72</b>	<b>371-846</b>	<b>.439</b>	<b>44-142</b>	<b>.310</b>	<b>248-354</b>	<b>.701</b>	<b>468-4.5</b>	<b>93</b>	<b>23</b>	<b>143</b>	<b>1034-9.8</b>

## 22. Meghan Saake (1999-03) – 1,030

SEASON	GP-GS	FG-FGA	PCT	3P-3PA	PCT	FT-FTA	PCT	REB-AVG	A	BS	S	PTS-AVG
1999-00	29-29	85-250	.340	2-19	.105	22-55	.400	115-4.0	71	18	49	194-6.7
2000-01	27-27	62-186	.343	5-28	.179	44-70	.618	120-4.5	99	16	74	173-6.6
2001-02	31-31	139-348	.401	30-94	.322	38-50	.760	152-4.9	125	25	121	346-11.2
2002-03	31-31	118-299	.395	30-94	.319	51-67	.761	120-3.9	108	36	114	317-10.2
<b>TOTAL</b>	<b>118-118</b>	<b>404-1083</b>	<b>.373</b>	<b>67-243</b>	<b>.275</b>	<b>160-242</b>	<b>.661</b>	<b>507-4.3</b>	<b>403</b>	<b>95</b>	<b>358</b>	<b>1030-8.7</b>

## 23. Renee Taylor (2005-07) – 1,025

SEASON	GP-GS	FG-FGA	PCT	3P-3PA	PCT	FT-FTA	PCT	REB-AVG	A	BS	S	PTS-AVG
2005-06	30-29	153-387	.298	49-150	.327	112-134	.836	77-2.6	115	0	71	467-15.6
2006-07	30-29	180-468	.385	69-227	.304	129-153	.843	79-2.6	63	1	63	558-18.6
<b>TOTAL</b>	<b>60-58</b>	<b>333-852</b>	<b>.391</b>	<b>118-377</b>	<b>.313</b>	<b>241-287</b>	<b>.840</b>	<b>156-2.6</b>	<b>178</b>	<b>1</b>	<b>134</b>	<b>1025-17.1</b>

# All-Time Results

1972-73

Record: 2-6 (1-1 H, 1-3 A, 0-2 N)

Head Coach: Barry Schimer

Date	W/L	Opponent	Score
J9	L	MIAMI-DADE NORTH	37-21
J12	W	at Broward Central	36-26
F8	L	at Miami-Dade South	56-26
F13	W	BROWARD CENTRAL	41-25
F15	L	at Barry College	51-45
F22	L	at Miami-Dade North	47-36
F26	L	vs. Florida Tech*	38-31
F27	L	vs. Florida A&M*	55-47

\* - FAIAW State Championship Tournament (Miami, Fla.)

1973-74

Record: 6-3 (2-0 H, 4-1 A, 0-2 N)

Head Coach: Barry Schimer

Date	W/L	Opponent	Score
J30	W	at Broward Central	43-27
F1	W	at Barry College	44-41
F12	W	at Miami-Dade South	48-47
F13	W	at Miami-Dade North	29-23
F18	L	at Miami-Dade North	38-36
F19	W	BARRY COLLEGE	41-33
F21	W	BROWARD CENTRAL	44-28
F26	L	vs. Flagler*	74-38
F27	L	vs. Florida Tech*	41-36

\* FAIAW State Championship Tournament (Miami, Fla.)

1974-75

Record: 8-6 (3-0 H, 3-2 A, 2-4 N)

Head Coach: Barry Schimer

Date	W/L	Opponent	Score
NA	W	at Mia-Dade Dntown	65-21
NA	W	MIA-DADE DOWNTOWN	58-26
NA	L	at Flagler^	62-49
NA	L	vs. Florida^	58-45
NA	L	vs. Miami-Dade North^	65-49
NA	W	MIAMI-DADE NORTH	44-38
NA	W	at Broward Central	49-19
NA	W	BROWARD CENTRAL	61-26
NA	W	at Miami-Dade South	60-52
NA	L	at Miami-Dade North	54-46
NA	L	vs. Florida*	67-32
NA	W	vs. Florida A&M*	59-38
NA	W	vs. Florida Tech*	53-32
NA	L	vs. Florida State*	59-45

^ Flagler Invitational (St. Augustine, Fla.)

\* FAIAW State Championship Tournament (Lake City, Fla.)

1975-76

Record: 7-13 (3-4 H, 2-4 A, 2-5 N)

Head Coach: Shula Feuer

Date	W/L	Opponent	Score
J3	L	MARYMACK (MO)	63-53
J14	W	HOMESTEAD AFB	100-20
J17	L	FLORIDA TECH	60-57
J20	L	at Miami-Dade South	49-40
J22	W	at Mia-Dade Dntown	74-54
J27	L	MIAMI-DADE NORTH	80-58
J29	W	FLA INTERNATIONAL	56-38
F2	L	at Broward Central	69-65
F3	W	MIA-DADE DOWNTOWN	71-38
F6	W	vs. South Florida^	59-52
F7	L	vs. Miami-Dade South^	62-60
F7	W	vs. Florida Tech^	60-55
F9	L	at Florida	103-53
F11	L	at Miami-Dade North	64-49
F17	L	FLA INTERNATIONAL	57-50
F20	L	vs. Florida&	83-41
F21	L	vs. Broward Central&	91-65
F23	W	at Homestead AFB	63-50
F26	L	vs. Fla International*	59-57
F27	L	vs. South Florida*	71-46

^ Flager Invitational (St. Augustine, Fla.)

& Miami-Dade North CC Invitational (Miami, Fla.)

\* FAIAW State Championship Tournament (Lake City, Fla.)

1976-77 Record: 9-11 (8-3 H, 1-6 A, 0-2 N)

Head Coach: Shula Feuer

Date	W/L	Opponent	Score
J9	W	MANHATTANVILLE	48-46
J13	W	at Mia-Dade Dntown	75-56
J24	L	at Miami-Dade North	106-69
J26	W	MIAMI-DADE SOUTH	42-39
J28	L	at South Florida	59-46
J29	L	at Tampa	50-45
F1	L	at Fla International	57-49
F4	L	at Broward Central	69-59
F6	W	STETSON	74-59
F7	L	at Miami-Dade South	56-50
F8	L	FLORIDA	75-28
F10	W	MIA-DADE DOWNTOWN	67-45
F14	W	FLA INTERNATIONAL	73-65
F16	W	BROWARD CENTRAL	75-64
F18	L	vs. Broward Central&	72-65
F19	L	vs. Fla International&	52-48
F22	W	MIAMI-DADE NORTH	75-68
F24	W	FLA INTERNATIONAL*	64-51
F25	L	FLORIDA*	73-41
F26	L	FLA INTERNATIONAL*	66-58

& Miami-Dade North CC Invitational (Miami, Fla.)

\* FAIAW State Championship Tournament (Coral Gables, Fla.)

1977-78

Record: 8-8 (3-2 H, 3-3 A, 2-3 N)

Head Coach: Isabella Hutchinson

Date	W/L	Opponent	Score
J16	W	at Mia-Dade New World	63-57
J20	W	MIAMI-DADE SOUTH	73-69
J23	W	FLA INTERNATIONAL	71-42
J25	W	at Miami-Dade North	88-34
J27	L	SOUTH FLORIDA	71-65
J28	L	at Florida	84-47
F1	L	at Broward Central	59-47
F7	L	at Miami-Dade South	53-46
F8	W	at Fla International	54-50
F13	W	MIA-DADE NEW WORLD	67-41
F17	W	vs. Mia-Dade New World&	54-41
F18	W	vs. Fla International&	50-43
F18	L	vs. Mia-Dade South&	69-59
F21	L	BROWARD CENTRAL	70-62
F23	L	vs. Florida*	76-55
F24	L	vs. Florida State*	66-56

& Miami-Dade North CC Invitational (Miami, Fla.)

\* FAIAW State Championship Tournament (Tampa, Fla.)

1978-79

Record: 10-13 (5-3 H, 4-5 A, 1-5 N)

Head Coach: Lin Dunn

Date	W/L	Opponent	Score
NA	L	at Broward Central	77-61
NA	L	at Florida State	79-53
NA	L	at Florida A&M	67-37
NA	W	MIA-DADE NEW WORLD	52-35
NA	W	at Tampa	56-49
NA	L	at South Florida	72-33
NA	W	MIAMI-DADE NORTH	74-42
NA	L	vs. Central Florida^	69-51
NA	L	vs. Stetson^	66-57
NA	L	BROWARD CENTRAL	93-82
NA	W	MIAMI-DADE SOUTH	66-60
NA	L	FLORIDA STATE	74-64
NA	W	FLA INTERNATIONAL	74-44
NA	L	FLORIDA A&M	90-58
NA	L	at Stetson	60-44
NA	W	FLA INTERNATIONAL	86-58
NA	W	at Miami-Dade North	97-61
NA	L	vs. Broward Central&	81-58
NA	W	vs. Mia-Dade New World&	79-54
NA	W	at Miami-Dade North&	86-44
NA	W	at Mia-Dade New World	81-63
NA	L	vs. Florida State*	73-57
NA	L	vs. South Florida*	85-45

^ Flagler Invitational (St. Augustine, Fla.)

& Miami-Dade North CC Invitational (Miami, Fla.)

\* FAIAW State Championship Tournament (Orlando, Fla.)

1979-80

Record: 18-16 (9-7 H, 7-6 A, 2-3 N)

Head Coach: Lin Dunn

Date	W/L	Opponent	Score
N28	W	at Broward Central	101-38
D1	W	MIAMI-DADE NORTH	77-56
D8	W	at Miami-Dade North	90-66
D10	W	at Mia-Dade New World	98-35
D11	W	MIAMI-DADE SOUTH	84-71
D14	L	FLORIDA STATE	82-64
D17	L	ORAL ROBERTS	68-58
D31	L	KANSAS	101-62
J1	L	LAMAR	78-56
J2	L	EDINBORO STATE	70-62
J4	L	ALABAMA	73-61
J6	W	UPPER IOWA	70-39
J7	W	WEST POINT	73-62
J10	W	MIA-DADE NEW WORLD	89-54
J12	L	FLORIDA	80-71
J15	W	FLA INTERNATIONAL	98-41
J18	L	at Florida Southern	71-69
J19	W	at South Florida	84-72
J22	L	at Florida State	93-74
J26	L	vs. South Florida^	81-76
J27	W	at Flagler^	74-73
F2	W	SOUTH FLORIDA	72-55
F5	W	FLA INTERNATIONAL	83-35
F8	L	at Stetson	72-50
F9	L	at Central Florida	57-56
F12	W	BROWARD CENTRAL	104-35
F14	W	vs. Mia-Dade New World&	85-19
F15	W	at Miami-Dade North&	55-52
F16	W	vs. Flagler&	64-62
F18	L	at Florida	77-66
F20	L	vs. Florida*	81-66
F21	W	at South Florida*	84-77
F22	L	vs. Florida State*	72-61
F28	L	at Miami-Dade South	60-57

^ Flagler Invitational (St. Augustine, Fla.)

& Miami-Dade North CC Invitational (Miami, Fla.)

\* FAIAW State Championship Tournament (Tampa, Fla.)

1980-81

Record: 24-15 (17-6 H, 4-7 A, 3-2 N)

Head Coach: Lin Dunn

Date	W/L	Opponent	Score
N17	W	BROWARD CENTRAL	87-49
N21	L	at UAB^	79-63
N22	L	vs. South Alabama^	74-51
N24	W	SOUTH FLORIDA	78-60
D2	W	MIAMI-DADE SOUTH	75-51
D6	L	at Florida State	87-73
D7	L	at Florida A&M	72-50
D10	W	MIA-DADE NEW WORLD	82-55
D15	W	GEORGIA TECH	86-80
D28	W	WEST VIRGINIA\$	(OT) 89-87
D29	L	JACKSON STATE\$	71-45
D30	W	MIDDLE TENNESSEE\$	80-74
J1	W	WEST KENTUCKY%	76-65
J2	L	DRAKE%	101-63
J4	L	ST. JOSEPH%	73-52
J5	L	AUBURN	78-72
J9	W	at South Florida	59-41
J10	L	at Florida	84-55
J16	L	at North Carolina State	97-50
J17	L	vs. North Carolina+	75-61
J20	W	B-CC (forfeit)	2-0
J22	W	MIAMI-DADE NORTH	80-60
J23	L	UAB	83-71
J27	W	FLA INTERNATIONAL	109-56
J31	L	FLORIDA STATE	62-55
F3	L	at Miami-Dade South	63-60
F6	W	CENTRAL FLORIDA	86-75
F7	W	FLORIDA	75-64

# All-Time Results

F10	W	at Mia-Dade New World	72-57
F13	W	at Broward Central	69-50
F14	W	STETSON	70-58
F15	W	DAYTON	62-58
F20	W	FLORIDA A&M	79-47
F21	W	FLA INTERNATIONAL	84-56
F23	W	at Miami-Dade North	58-48
F26	W	vs. South Florida#	69-47
F27	W	vs. Florida State#	79-70
F28	W	vs. Florida#	65-59
M5	L	at Southern Miss@	80-75

^ UAB Invitational (Birmingham, Ala.)

§ Hurricane Christmas Classic (Coral Gables, Fla.)

% Hurricane New Year's Classic (Coral Gables, Fla.)

+ at North Carolina State (Raleigh, N.C.)

# FAIAW State Championship Tournament (Daytona Beach, Fla.)

@ AIAW Region III Championships (Hattiesburg, Miss.)

## 1981-82

Record: 19-10 (11-3 H, 5-4 A, 3-3 N)

Head Coach: Lin Dunn

Date	W/L	Opponent	Score
N23	W	SOUTH FLORIDA	87-52
N27	W	at Florida Memorial	75-47
D5	W	FLORIDA	87-85
D12	L	FLORIDA STATE	77-74
D15	W	vs. Central Florida#	66-63
D17	W	vs. Carson Newman#	88-73
D19	L	vs. Clemson#	74-59
D29	L	GEORGIA STATE§	63-60
D30	W	MERCER§	68-67
J2	W	EAST CAROLINA^	60-56
J4	W	AUSTIN PEAY^	74-52
J5	L	EAST TENNESSEE^	70-44
J9	W	HOUSTON	64-47
J11	W	at Fla International	78-59
J15	W	at Stetson	95-65
J16	W	at South Florida	60-48
J20	L	at Florida	80-73
J26	W	FLA INTERNATIONAL	69-66
J28	W	FLORIDA MEMORIAL	100-54
J30	W	TAMPA	81-33
F1	W	FLORIDA A&M	66-62
F6	W	STETSON	75-67
F13	L	at Florida State	66-52
F15	L	at Florida A&M	69-64
F20	L	at Georgia	91-51
F22	W	at Georgia State	72-66
M4	W	vs. Stetson&	75-60
M5	L	vs. Florida State&	84-80
M7	L	vs. Delta State*	81-66

# South Florida Invitational (Tampa, Fla.)

§ Hurricane Christmas Classic (Coral Gables, Fla.)

^ Hurricane New Year's Classic (Coral Gables, Fla.)

& FAIAW State Championship Tournament (Daytona Beach, Fla.)

\* AIAW Region III Championships (Tallahassee, Fla.)

## 1982-83

Record: 14-13 (8-5 H, 3-6 A, 3-2 N)

Head Coach: Lin Dunn

Date	W/L	Opponent	Score
N19	W	FLORIDA MEMORIAL	88-40
D4	L	at Fla International	89-73
D11	W	at South Florida	75-63
D14	W	LAWRENCE	74-34
D15	L	vs. Tennessee-Martin@	85-81
D17	L	vs. Ohio State#	91-63
D18	W	vs. Tampa#	77-68
D19	L	vs. Georgia State#	83-69
D28	L	FAIRFIELD\$	76-71
D30	L	NEBRASKA\$	76-74
D31	W	PITTSBURGH\$	(2OT) 79-75
J2	W	MILLIKIN%	66-62
J3	W	ROBERT MORRIS%	56-45
J4	W	WESTERN ILLINOIS%	80-63

J7	W	vs. Georgia State^	71-66
J8	W	vs. Wake Forest^	81-65
J14	W	at Stetson	77-64
J17	W	at Florida Memorial	89-71
J22	L	at Florida A&M	65-58
J24	L	at Central Florida	70-60
J28	W	RICE	87-57
F5	W	STETSON	83-61
F12	L	at South Florida	64-63
F14	L	at Florida	78-64
F18	L	FLORIDA A&M	(OT) 80-78
F28	L	SOUTH CAROLINA	66-56
M2	L	FLA INTERNATIONAL	63-53

@ at Stetson (DeLand, Fla.)

# South Florida Invitational (Tampa, Fla.)

§ Hurricane Christmas Classic (Coral Gables, Fla.)

% Hurricane New Year's Classic (Coral Gables, Fla.)

^ Stetson Hatter Classic (DeLand, Fla.)

## 1983-84

Record: 19-12 (11-3 H, 6-5 A, 2-4 N)

Head Coach: Lin Dunn

Date	W/L	Opponent	Score
N18	W	FLORIDA MEMORIAL	76-56
N25	L	vs. North Carolina#	77-65
N26	L	at North Carolina State	60-54
D2	W	LAMAR	71-62
D3	L	SOUTH CAROLINA STATE	73-69
D7	W	SOUTH FLORIDA	81-64
D11	L	at Florida	78-58
D17	W	TAMPA	82-57
D28	L	PROVIDENCE\$	70-60
D29	W	AUGUSTANA\$	77-50
D31	W	TOLEDO\$	88-77
J1	W	NORTH DAKOTA STATE\$	64-61
J2	W	WEST KENTUCKY\$	65-58
J4	W	MEMPHIS STATE\$	76-73
J6	W	vs. SW Louisiana%	84-78
J7	W	at Stetson%	89-54
J13	L	at Florida State^	76-64
J14	L	vs. Temple^	87-69
J20	W	at South Florida	88-68
J24	W	FLA INTERNATIONAL	82-64
J28	W	STETSON	79-52
F2	L	at St. John's	79-69
F4	W	at Rutgers	63-58
F6	L	FLORIDA	55-53
F10	W	at Tampa	73-64
F11	W	at Stetson	80-62
F14	W	at Florida Memorial	75-43
F22	L	vs. Idaho*	68-66
F24	L	vs. Georgia State*	88-79
F26	W	vs. Pepperdine*	67-43
M3	L	at Fla International	(2 OT) 83-81

# at North Carolina State (Raleigh, N.C.)

\$ Miami Masonic Classic (Coral Gables, Fla.)

% Stetson Hatter Classic (DeLand, Fla.)

^ Florida State Invitational (Tallahassee, Fla.)

\* Alaska Northern Lights Invitational (Anchorage, Alaska)

## 1984-85

Record: 21-7 (16-1 H, 4-4 A, 1-2 N)

Head Coach: Lin Dunn

Date	W/L	Opponent	Score
N23	L	vs. Arkansas#	79-58
N24	L	vs. Eastern Kentucky#	81-74
N26	W	vs. New Orleans\$	77-57
N27	L	at Memphis State\$	91-74
D7	W	at South Florida	68-62
D15	W	FLORIDA STATE	79-65
D20	W	DARTMOUTH	62-52
D27	W	CLEVELAND STATE%	95-48
D28	W	ST. JOHN'S%	73-59
D30	W	MICHIGAN STATE%	78-68
D31	W	PURDUE%	69-64
J2	W	ST. JOSEPH'S^	68-65

J4	W	MURRAY STATE^	73-62
J5	W	MISSOURI^	82-81
J8	W	FORDHAM	92-73
J11	W	LAMAR	89-54
J14	L	at Florida	85-68
J16	L	LOUISIANA STATE	67-62
J21	W	at Stetson	68-58
J25	W	SOUTH FLORIDA	91-65
F7	L	at Fla International	73-72
F9	W	at Texas A&M	75-62
F11	L	at Houston	83-68
F16	W	STETSON	77-46
F18	W	FLORIDA	68-53
F25	W	at Florida State	74-67
F26	W	EVANSVILLE	61-60
M4	W	FLA INTERNATIONAL	81-73

# Sunshine State Classic (Orlando, Fla.)

\$ Memphis Classic (Memphis, Tenn.)

% Women's Court Christmas Classic (Coral Gables, Fla.)

^ Women's Court New Year's Classic (Coral Gables, Fla.)

1985-86 Record: 9-18 (6-7 H, 1-8 A, 2-3 N)

Head Coach: Lin Dunn

Date	W/L	Opponent	Score
N29	L	vs. Iowa*	83-63
N30	W	vs. Baylor*	64-55
D4	W	CENTRAL FLORIDA	62-61
D6	L	GRAMBLING STATE	81-75
D13	W	vs. Brigham Young#	78-74
D14	L	at Illinois#	73-47
D17	W	MERCER	71-57
D19	L	EAST CAROLINA	58-43
D29	W	SAN DIEGO STATE@	88-51
D30	L	NE LOUISIANA@	88-62
D31	L	MISSISSIPPI@	79-61
J3	L	FAIRFIELD%	71-68
J4	W	DAYTON%	76-62
J5	L	NOTRE DAME%	59-53
J10	L	vs. Louisiana State\$	94-54
J11	L	vs. Rhode Island\$	66-65
J13	L	at Old Dominion	86-64
J15	L	at Florida	79-58
J25	L	at Louisiana Tech	81-40
J27	L	at Auburn	92-46
F8	L	at Kentucky	108-53
F10	L	at Iowa	75-46
F15	W	at South Florida	82-59
F17	L	at #1 Texas	112-43
F24	W	FLORIDA	70-45
M1	W	SOUTH FLORIDA	53-48
M4	L	FLA INTERNATIONAL	81-52

\* Louisiana State Classic (Baton Rouge, La.)

# Illini Classic (Champaign, Ill.)

@ Orange Bowl/Burger King Invitational (Coral Gables, Fla.)

% Burger King Classic (Coral Gables, Fla.)

\$ Lady Pirate Classic (Greenville, N.C.)

1986-87 Record: 15-15 (9-6 H, 3-4 A, 3-5 N)

Head Coach: Lin Dunn

Date	W/L	Opponent	Score
N28	W	vs. Monmouth*	82-73
N29	L	vs. Purdue*	69-68
D4	W	GRAMBLING STATE	67-65
D6	L	KENTUCKY	71-55
D13	L	at Florida	81-73
D15	L	FLORIDA STATE	75-74
D19	L	at Michigan State#	63-52
D20	L	vs. Brigham Young#	82-80
D22	W	MINNESOTA	77-64
D27	L	OHIO STATE@	79-75
D28	W	TEMPLE@	77-70
D29	L	NORTH CAROLINA@	89-71
J2	W	vs. Holy Cross%	83-76
J3	L	vs. Auburn%	98-55
J4	L	vs. Maryland%	84-64
J14	W	MD-EASTERN SHORE	82-61
J17	L	at South Florida	84-62

# All-Time Results

J21	W	STETSON	77-65
J29	W	at Florida State	80-73
F7	W	at Notre Dame	62-61
F9	L	at Northern Illinois	77-72
F14	W	SOUTH FLORIDA	80-61
F18	L	FLA INTERNATIONAL	78-71
F22	W	FLORIDA	78-66
F27	L	vs. Mississippi State\$	81-67
F28	W	vs. Gonzaga\$	79-52
M1	W	at Alaska-Anchorage\$	71-62
M5	L	LOUISIANA TECH	76-58
M7	W	TULANE	76-72
M9	W	FLORIDA ATLANTIC	59-43

\* FIU Thanksgiving Classic (Miami, Fla.)  
 # Michigan State Christmas Tournament (East Lansing, Mich.)  
 @ Burger King/Orange Bowl Invitational (Coral Gables, Fla.)  
 % Miami Burger King Classic (Miami, Fla.)  
 \$ Northern Lights Invitational (Anchorage, Alaska)

## 1987-88

Record: 14-13 (7-6 H, 5-7 A, 2-0 N)

Head Coach: Ken Patrick

Date	W/L	Opponent	Score
N27	W	vs. Howard#	81-58
N28	L	at Minnesota#	76-72
D1	W	BETHUNE COOKMAN	90-55
D12	W	at Florida	69-68
D19	W	FLORIDA	84-75
D21	W	vs. Mercer+	93-62
D28	L	VIRGINIA%	78-69
D29	L	AUBURN%	96-48
D30	L	ILLINOIS%	85-83
J7	L	NOTRE DAME	83-68
J9	L	OLD DOMINION	93-79
J11	W	FLORIDA A&M	104-88
J13	L	at Maine	76-56
J20	W	at Central Florida	93-82
J27	L	at Arizona	78-71
J28	L	at Arizona State	78-74
J31	W	SOUTH FLORIDA	82-71
F4	L	at Florida A&M	89-88
F6	W	NORTHERN ILLINOIS	88-80
F8	W	at Stetson	67-63
F13	W	FLA INTERNATIONAL	69-79
F15	W	FLORIDA ATLANTIC	87-66
F20	L	at Bethune Cookman	80-72
F23	L	at Fla International	79-70
F25	W	CENTRAL FLORIDA	103-87
F29	W	at North Carolina	75-69
M6	W	at South Florida	76-60

# Minnesota Dial Classic (Minneapolis, Minn.)  
 + at Coral Springs, Fla.)  
 % Burger King/Orange Bowl Invitational (Coral Gables, Fla.)

## 1988-89

Record: 21-8 (11-1 H, 7-7 A, 3-0 N)

Head Coach: Ferne Labati

Date	W/L	Opponent	Score
N25	W	vs. SW Missouri State*	90-71
N26	W	vs. Florida State*	96-85
D2	L	at Houston#	(OT) 81-76
D3	W	vs. Northwestern St.(La)#	92-89
D6	W	at Bethune Cookman	77-65
D11	W	FLORIDA STATE	88-79
D19	W	FLORIDA A&M	103-64
D29	W	OKLAHOMA\$	69-66
D30	L	SYRACUSE\$	78-62
J4	L	at Purdue	79-65
J8	W	at Detroit	74-61
J9	W	at Toledo	66-52
J11	W	at Louisville	59-58
J14	W	SOUTH FLORIDA	77-74
J16	L	at Florida	75-61
J21	W	at Florida A&M	73-66
J24	W	FLORIDA%	75-67
J28	L	at Rutgers	97-64
J31	W	FLA INTERNATIONAL	83-76

F2	W	at Mercer	75-47
F4	L	at Auburn	73-44
F6	W	BARRY	85-36
F11	W	CENTRAL FLORIDA	94-69
F13	W	STETSON	69-63
F18	W	FLORIDA ATLANTIC	94-77
F22	W	BETHUNE COOKMAN	72-55
F24	W	at Fla International	100-85
M4	L	at South Florida	85-82
M15	L	at Oklahoma State!	93-69

\* - Lady Sunshine Tournament (Tallahassee, Fla.)  
 # Lady Cougar Classic (Houston, Texas)  
 \$ Burger King/Pepsi Classic (Coral Gables, Fla.)  
 % at Miami Arena (Miami, Fla.)  
 ! NCAA Tournament 1st Round (Stillwater, Okla.)

## 1989-90

Record: 25-6 (13-1 H, 8-1 A, 4-4 N)

Head Coach: Ferne Labati

Date	W/L	Opponent	Score
N29	W	FLORIDA	76-61
D1	W	NIAGARA\$	88-52
D2	W	ARIZONA\$	85-65
D6	W	at Florida A&M	77-70
D8	W	vs. Temple%	79-73
D9	L	vs. Kentucky%	80-71
D16	W	ILLINOIS-CHICAGO	70-41
D27	W	CLEVELAND STATE*	81-53
D28	W	MICHIGAN*	72-64
D29	L	WASHINGTON*	85-68
J3	W	vs. Dist. of Columbia@	79-47
J4	W	vs. James Madison@	72-53
J5	L	vs. Stephen F. Austin@	69-62
J9	W	at Massachusetts	76-58
J11	W	at Boston University	87-69
J13	W	at Stetson	88-69
J16	W	at Florida	85-73
J18	W	at South Florida	89-72
J22	W	FLORIDA A&M	90-56
J25	W	at Bethune Cookman	76-26
F1	W	FLA INTERNATIONAL	71-64
F5	W	BETHUNE COOKMAN	76-43
F9	W	MISSOURI-KC	70-58
F10	W	CENTRAL FLORIDA	96-74
F17	L	at Florida State	95-66
F19	W	MERCER	84-62
F23	W	at Fla International	94-76
M3	W	SOUTH FLORIDA	72-59
M22	W	vs. Illinois State#	85-83
M23	L	vs. Kentucky#	80-68
M24	L	vs. UNC-Charlotte#	82-80

\$ Hurricane Tip-Off Classic (Coral Gables, Fla.) % Felpausch/  
 MSU Holiday Classic (East Lansing, Mich.)  
 \* Burger King Classic (Coral Gables, Fla.)  
 @ FIU Sun and Fun Classic (Miami, Fla.)  
 # National Women's Invitational Tournament (Amarillo, Texas)

## 1990-91

Record: 20-10 (9-6 H, 5-4 A, 6-0 N)

NSWAC: 9-3 (Tournament Champions)

Head Coach: Ferne Labati

Date	W/L	Opponent	Score
N23	W	at Western Michigan	94-72
N25	L	at Purdue	86-56
D4	W	at Georgia State*	85-60
D8	L	RUTGERS	67-57
D14	W	TEXAS SOUTHERN	73-65
D15	L	TOLEDO	59-58
D19	L	FLORIDA STATE	76-62
D27	W	SYRACUSE#	68-53
D28	L	KANSAS#	76-48
D29	L	MICHIGAN STATE#	79-73
J2	W	vs. Oklahoma State%	74-71
J3	W	vs. Mississippi%	66-64
J4	W	vs. Murray State%	82-60
J9	L	at Missouri-KC	53-44
J12	W	STETSON*	112-74

J17	L	at Florida A&M*	73-65
J19	W	at Georgia Southern*	86-79
J24	W	GEORGIA STATE*	68-49
J26	L	MERCER* (OT)	86-83
J31	W	GEORGIA SOUTHERN*	89-66
F2	W	FLORIDA A&M*	78-71
F5	W	at Fla International*	74-64
F9	W	HOWARD	78-58
F14	L	at Mercer*	80-71
F16	W	PORTLAND STATE	84-63
F20	W	at Stetson*	77-63
M2	W	FLA INTERNATIONAL*	79-54
M7	W	vs. Stetson!	98-77
M8	W	vs. Fla International!	75-55
M9	W	vs. Florida A&M!	73-44

! New South Women's Athletic Conference Tournament  
 # Pepsi/Church's Holiday Classic (Coral Gables, Fla.)  
 % Florida International Sun and Fun Classic (Miami, Fla.)  
 \* New South Women's Athletic Conference game

## 1991-92

Record: 30-2 (17-0 H, 11-1 A, 2-1 N)

BIG EAST: 18-0 (Regular Season and Tournament Champions)

Head Coach: Ferne Labati

Date	W/L	Opponent	Score
N23	L	at Florida State	(OT) 71-69
D1	W	FLORIDA	95-75
D8	W	at Rutgers	72-53
D13	W	TEXAS SOUTHERN	85-48
D19	W	No. 10 PURDUE	65-63
D22	W	HARVARD	87-62
D28	W	Cleveland State#	91-59
D29	W	Fla International#	78-53
D30	W	Georgia Tech#	78-63
J3	W	at Boston College*	78-59
J5	W	at Seton Hall*	76-54
J8	W	GEORGETOWN*	89-51
J11	W	at Pittsburgh*	73-54
J13	W	at Providence*	87-83
J17	W	No. 22 CONNECTICUT*	70-66
J21	W	SYRACUSE*	74-52
J23	W	at St. John's*	58-57
J26	W	at Villanova*	75-50
F1	W	BOSTON COLLEGE*	79-60
F5	W	SETON HALL*	68-46
F8	W	at Georgetown*	83-76
F11	W	PITTSBURGH*	79-64
F16	W	PROVIDENCE*	95-69
F21	W	at Connecticut*	75-59
F23	W	at Syracuse*	79-66
F26	W	ST. JOHN'S*	85-63
M1	W	VILLANOVA*	84-67
M7	W	vs. Seton Hall&	76-62
M8	W	vs. Providence&	82-70
M9	W	at Connecticut&	56-47
M21	W	NORTH CAROLINA^	86-72
M26	L	vs. Vanderbilt^^	77-67

# Pepsi/Church's Holiday Classic (Coral Gables, Fla.)  
 \* BIG EAST Conference game & BIG EAST Conference Tournament (Storrs, Conn.)  
 ^ NCAA Tournament 2nd Round (Coral Gables, Fla.)  
 ^^ NCAA East Regional Semifinal (Charlottesville, Va.)

## 1992-93

Record: 24-7 (13-3 H, 8-4 A, 2-0 N)

BIG EAST: 15-3 (Regular Season and Tournament Champions)

Head Coach: Ferne Labati

Date	W/L	Opponent	Score
D6	W	FLORIDA ATLANTIC	94-37
D13	W	at Fla International	80-58
D18	W	TEXAS SOUTHERN	98-41
D19	L	FLORIDA STATE	64-61
D28	W	BUCKNELL!	74-54
D29	W	APPALACHIAN STATE!	80-63
D30	L	TEXAS TECH!	(OT) 75-74
J3	L	at Seton Hall*	73-59
J5	W	at Providence*	64-52



# All-Time Results

J9	W	GEORGETOWN*	62-55
J15	W	at Connecticut*	69-66
J17	W	at Syracuse*	65-53
J21	W	VILLANOVA*	64-53
J24	L	ST. JOHN'S*	65-59
J29	W	at Pittsburgh*	55-50
J31	W	at Boston College*	80-67
F3	W	SYRACUSE*	60-40
F6	W	PROVIDENCE*	85-65
F9	L	at Georgetown*	(30T) 90-88
F11	L	at Maryland	67-57
F14	W	CONNECTICUT*	69-51
F16	W	BOSTON COLLEGE*	84-55
F20	W	at Villanova*	57-52
F22	W	at St. John's*	84-68
F27	W	SETON HALL*	72-60
M1	W	PITTSBURGH*	77-65
M6	W	vs St. John's#	84-61
M7	W	vs Villanova#	67-49
M8	W	at Providence#	76-55
M17	W	ST. PETER'S^	61-44
M20	L	at Western Kentucky^^	78-63

! Church's Holiday Classic (Coral Gables, Fla.)

\* BIG EAST Conference game

# BIG EAST Tournament (Providence, R.I.)

^ NCAA Tournament 1st Round (Coral Gables, Fla.)

^^ NCAA Tournament 2nd Round (Bowling Green, Ky.)

1993-94  
Record: 10-17 (7-5 H, 2-8 A, 1-4 N)  
BIG EAST: 7-11 (6th)

Head Coach: Ferne Labati

Date	W/L	Opponent	Score
N27	L	vs. Wake Forest!	74-65
N28	L	vs. South Carolina!	71-68
D3	W	vs. Dayton%	67-53
D4	L	vs. Rhode Island%	56-54
D11	W	GEORGETOWN*	67-59
D18	W	VALPARAISO	77-59
D28	W	FLORIDA ATLANTIC+	90-69
D30	L	FLA INTERNATIONAL+	75-56
J3	L	at Providence*	78-62
J6	W	VILLANOVA*	64-40
J9	L	at Pittsburgh*	71-66
J13	L	at Seton Hall*	93-50
J15	W	at St. John's*	(OT) 80-72
J19	W	SYRACUSE*	(20T) 62-59
J23	L	at Connecticut*	87-46
J25	L	at Boston College*	80-71
J27	L	at Florida	59-50
J30	L	ST. JOHN'S*	68-67
F2	L	PITTSBURGH*	59-53
F6	W	at Villanova*	64-60
F10	L	SETON HALL*	82-46
F13	L	CONNECTICUT*	60-48
F17	L	at Georgetown*	81-60
F20	L	at Syracuse*	58-41
F23	W	PROVIDENCE*	65-63
F26	W	BOSTON COLLEGE*	75-72
M5	L	vs. Pittsburgh#	70-60

! Old Dominion/Dial Classic (Norfolk, Va.)

% Florida State/Dial Classic (Tallahassee, Fla.)

\* BIG EAST Conference game

+ Church's Holiday Classic (Coral Gables, Fla.)

# BIG EAST Conference Tournament (Storrs, Conn.)

1994-95  
Record: 11-16 (6-7 H, 5-7 A, 0-2 N)  
BIG EAST: 8-10 (6th)

Head Coach: Ferne Labati

Date	W/L	Opponent	Score
N27	W	FAIRFIELD	81-71
N29	W	at Florida Atlantic	90-81
D2	L	vs. Florida^	84-63
D3	L	vs. South Florida^	74-65
D6	L	at Fla International	77-62
D17	W	LIU-BROOKLYN	74-59

D22	L	at Seton Hall*	72-44
D28	L	GRAMBLING ST.!	98-75
D29	L	AUBURN!	73-43
J2	W	BOSTON COLLEGE*	80-45
J4	L	at Villanova*	64-51
J7	L	at Pittsburgh*	73-61
J11	W	at Georgetown*	72-66
J14	L	ST. JOHN'S*	73-63
J18	W	at Syracuse*	65-54
J21	W	PROVIDENCE*	80-78
J24	L	#1 CONNECTICUT*	92-51
J28	W	at Boston College*	73-67
F1	W	PITTSBURGH*	54-50
F5	L	VILLANOVA*	72-59
F9	L	at #1 Connecticut*	85-48
F11	W	at St. John's*	60-56
F15	L	GEORGETOWN*	65-63
F18	W	SYRACUSE*	67-65
F21	L	SETON HALL*	82-65
F25	L	at Providence*	76-72
M4	L	at Seton Hall\$	66-50

^ Florida Four Challenge (Tallahassee, Fla.)

\* BIG EAST Conference game

! Church's Chicken Holiday Classic (Coral Gables, Fla.)

\$ BIG EAST Conference Tournament (South Orange, N.J.)

1995-96  
Record: 14-13 (10-6 H, 4-6 A, 0-1 N)  
BIG EAST: 9-9 (T-1st)

Head Coach: Ferne Labati

Date	W/L	Opponent	Score
N24	W	MANHATTAN%	74-66
N28	L	at Houston	80-72
D1	W	SOUTH FLORIDA^	73-68
D2	L	FLORIDA^	71-70
D16	W	FLA INTERNATIONAL	71-49
D20	W	SO. ILLINOIS	70-61
D22	W	at Pittsburgh*	72-44
D28	L	DETROIT MERCY!	78-77
D30	W	FLORIDA ATLANTIC!	93-54
J4	L	at Providence*	81-60
J7	L	VILLANOVA*	59-53
J10	L	CONNECTICUT*	79-52
J13	L	at Seton Hall*	69-62
J17	W	RUTGERS*	58-45
J20	L	at Syracuse*	69-60
J22	W	at Boston College*	60-59
J25	W	WEST VIRGINIA*	77-58
J27	L	NOTRE DAME*	67-50
J31	W	PROVIDENCE*	74-73
F3	W	at St. John's*	62-54
F8	W	at West Virginia*	88-69
F10	L	at Villanova*	51-47
F14	L	GEORGETOWN*	71-69
F17	W	SYRACUSE*	84-60
F20	L	at Notre Dame*	86-70
F27	W	SETON HALL*	67-60
M2	L	vs. Pittsburgh\$	52-49

% at Miami Arena

^ Florida Four Challenge (Coral Gables, Fla.)

\* BIG EAST Conference game

! Church's Chicken Holiday Classic (Coral Gables, Fla.)

\$ BIG EAST Conference Tournament (Storrs, Conn.)

1996-97  
Record: 15-14 (8-5 H, 5-8 A, 2-1 N)  
BIG EAST: 8-10 (T-2nd BE 7)

Head Coach: Ferne Labati

Date	W/L	Opponent	Score
N22	L	vs. Florida#	65-58
N23	W	at South Florida#	58-30
N26	W	FLORIDA ATLANTIC	74-53
D1	L	at Old Dominion	94-55
D4	L	at St. John's*	61-44
D8	L	RUTGERS*	57-44
D14	W	at Fla International	55-49
D19	W	ORAL ROBERTS	69-49

D27	W	BUTLER!	70-55
D29	L	ALABAMA!	73-43
J2	L	BOSTON COLLEGE*	66-48
J6	L	at Pittsburgh*	64-59
J9	L	CONNECTICUT*	69-51
J12	W	at Providence*	60-56
J15	L	Georgetown*	62-55
J19	W	SETON HALL*	79-67
J22	L	at West Virginia*	75-70
J25	W	ST. JOHN'S*	71-48
J29	L	NOTRE DAME*	72-71
F2	W	VILLANOVA*	71-56
F5	W	at Rutgers*	49-41
F12	W	PITTSBURGH*	89-61
F16	L	at Connecticut*	86-59
F19	L	at Boston College*	67-55
F22	W	at Syracuse*	64-53
F25	W	GEORGETOWN*	62-58
M1	W	vs. Pittsburgh&	64-50
M2	W	vs. Boston College&	63-48
M3	L	at Connecticut&	98-71

# Dial Classic (Tampa, Fla.)

\* BIG EAST Conference game

! UM Holiday Classic (Coral Gables, Fla.)

& BIG EAST Conference Tournament (Storrs, Conn.)

1997-98  
Record: 19-10 (12-1 H, 5-8 A, 2-1 N)  
BIG EAST: 13-5 (2nd BE 7)

Head Coach: Ferne Labati

Date	W/L	Opponent	Score
N216	W	FAIRFIELD	87-66
N20	W	South Florida!	55-52
N21	L	at Florida!	70-51
N25	W	at Florida Atlantic	105-84
D6	W	PROVIDENCE*	97-70
D14	L	FLA INTERNATIONAL	81-60
D20	L	at Oklahoma	67-62
D27	W	DELAWARE STATE#	105-62
D28	W	MAINE#	91-78
D31	W	WEST VIRGINIA*	(OT) 74-72
J3	W	at Seton Hall*	70-66
J6	L	at Syracuse*	87-75
J8	L	at Notre Dame*	75-47
J10	W	BOSTON COLLEGE*	85-79
J14	L	at Villanova*	(OT) 68-67
J17	W	ST. JOHN'S*	72-60
J24	W	PITTSBURGH*	72-55
J28	L	at Rutgers*	77-65
J31	W	at Georgetown*	81-74
F3	W	NOTRE DAME*	77-76
F7	W	SYRACUSE*	58-56
F10	W	at Providence*	90-79
F13	L	at Connecticut*	80-60
F18	W	SETON HALL*	73-66
F21	W	VILLANOVA*	67-64
F24	W	at West Virginia*	90-69
M1	W	vs. Georgetown&	81-66
M2	L	at Rutgers&	81-62
M14	L	vs. Clemson%	60-49

! Dial Classic/Florida Four Challenge (Gainesville, Fla.)

\* BIG EAST Conference game

# UM Holiday Classic (Coral Gables, Fla.)

& BIG EAST Conference Tournament (Piscataway, N.J.)

% NCAA Tournament 1st Round (Ruston, La.)

1998-99  
Record: 15-14 (10-4 H, 4-10 A, 1-0 N)  
BIG EAST: 9-9 (T-6th)

Head Coach: Ferne Labati

Date	W/L	Opponent	Score
N18	W	at Fla International	67-65
N22	L	at Tulane	63-56
N24	L	at Florida	85-69
D1	W	COPPIN STATE	97-68
D5	W	BOSTON COLLEGE*	65-57
D8	W	SYRACUSE*	68-52

HISTORY



# All-Time Results

D12	W	HAMPTON	84-52
D16	W	FLORIDA ATLANTIC	91-57
D19	W	OKLAHOMA	62-60
D30	L	at St. John's*	(OT) 76-72
J2	W	PITTSBURGH*	75-60
J5	L	at Rutgers*	68-54
J7	L	WESTERN KENTUCKY	75-61
J10	L	at Pittsburgh*	63-61
J13	W	PROVIDENCE*	85-63
J16	W	No. 21 Boston College*	66-53
J20	L	at Connecticut*	89-55
J23	L	at Villanova*	56-54
J26	L	GEORGETOWN*	69-51
F3	W	WEST VIRGINIA*	98-73
F6	L	CONNECTICUT*	88-66
F10	L	RUTGERS*	66-57
F13	W	at Georgetown*	81-62
F17	W	at Seton Hall*	66-52
F20	W	ST. JOHN'S*	83-51
F23	L	at Notre Dame*	89-62
F27	W	vs West Virginia&	86-69
F28	L	at Rutgers&	79-53
M12	L	at Rice%	65-58

\* BIG EAST Conference game  
 & BIG EAST Conference Tournament (Piscataway, N.J.)  
 % WNIT 1st Round (Houston, Texas)

1999-00  
 Record: 14-15 (9-7 H, 4-6 A, 1-2 N)  
 BIG EAST: 7-9 (T-6th)

Head Coach: Ferne Labati

Date	W/L	Opponent	Score
N21	W	FURMAN	88-46
N24	W	EASTERN KENTUCKY	83-66
N28	L	TULANE	75-66
D1	L	FLORIDA	85-77
D4	W	FLA INTERNATIONAL	76-61
D11	W	Florida Atlantic	89-73
D19	L	NC State#	80-60
D28	W	BROWN@	79-62
D29	L	SMU@	76-55
J2	W	TEMPLE	64-44
J5	L	Rutgers*	65-45
J8	W	St. John's*	68-47
J11	L	Western Kentucky	75-68
J15	W	SETON HALL*	64-60
J19	L	GEORGETOWN*	63-61
J22	L	NOTRE DAME*	76-54
J26	L	Villanova*	44-34 J
29	L	CONNECTICUT*	84-36
F2	L	BOSTON COLLEGE*	66-55
F5	W	West Virginia*	70-50
F8	L	Connecticut*	93-46
F12	W	Providence*	71-66
F15	W	WEST VIRGINIA*	77-55
F19	L	Georgetown*	66-61
F22	L	Notre Dame*	83-68
F26	W	SYRACUSE*	66-64
F29	W	PITTSBURGH*	80-60
M4	W	Seton Hall&	69-42
M5	L	Notre Dame&	67-52

\* BIG EAST Conference game  
 # Orange Bowl Classic (Miami, Fla.)  
 @ Hurricane Holiday Classic (Coral Gables, Fla.)  
 & BIG EAST Conference Tournament (Storrs, Conn.)

2000-01  
 Record: 13-15 (11-6 H, 2-8 A, 0-1 N)  
 BIG EAST: 6-10 (T-8th)

Head Coach: Ferne Labati

Date	W/L	Opponent	Score
N20	W	FLORIDA ATLANTIC	87-50
N24	L	at Northwestern	56-48
D2	W	ST. BONAVENTURE	71-51
D5	L	CONNECTICUT*	77-53
D9	L	at Fla International	78-48
D16	W	SOUTH FLORIDA	73-51

D19	W	KENTUCKY	74-59
D22	L	FAIRFIELD	67-55
D28	W	NEW HAMPSHIRE@	70-61
D29	W	WESTERN MICHIGAN@	64-51
J2	W	RADFORD	83-48
J7	L	at Virginia Tech*	64-51
J10	W	at Boston College*	65-59
J13	W	at St. John's*	67-51
J17	L	PROVIDENCE*	77-60
J21	L	WESTERN KENTUCKY	(OT) 82-75
J23	L	at Connecticut*	81-45
J27	L	RUTGERS*	39-37
J30	L	at Pittsburgh*	84-74
F3	W	GEORGETOWN*	52-46
F7	W	WEST VIRGINIA*	84-68
F10	L	at Seton Hall*	69-61
F14	W	ST. JOHN'S*	80-43
F17	W	PITTSBURGH*	96-69
F20	L	at Notre Dame*	81-54
F24	L	at Syracuse*	62-61
F27	L	VILLANOVA*	60-59
M3	L	vs Boston College\$	62-49

\* BIG EAST Conference game  
 @ Hurricane Holiday Classic (Coral Gables, Fla.)  
 & BIG EAST Conference Tournament (Storrs, Conn.)

2001-02  
 Record: 19-12 (12-3 H, 5-8 A, 2-1 N)  
 BIG EAST: 10-6 (5th)

Head Coach: Ferne Labati

Date	W/L	Opponent	Score
N18	W	IONA	71-52
N21	W	NORTHWESTERN	86-69
N23	W	IUPUI	72-58
N27	L	at South Florida	76-68
D1	L	at Kentucky	60-57
D4	W	WEST VIRGINIA*	69-53
D9	W	vs No. 17 Texas!	57-55
D15	W	at Florida Atlantic	92-77
D27	W	LEHIGH@	76-49
D28	W	YALE@	75-46
D30	L	MINNESOTA	80-65
J2	L	NOTRE DAME*	69-65
J5	W	at Rutgers*	67-53
J8	L	at West Virginia*	57-52
J12	L	at No. 1 Connecticut*	96-50
J16	W	SYRACUSE* (OT)	75-71
J19	W	SETON HALL*	56-54
J23	W	at St. John's	68-51
J26	W	RUTGERS*	65-55
J29	L	at Villanova*	80-52
F2	W	PITTSBURGH*	77-61
F5	L	at Virginia Tech*	72-60
F13	W	at Georgetown*	64-56
F16	L	FLA INTERNATIONAL	71-65
F20	W	No. 24 VIRGINIA TECH*	55-53
F23	L	at Providence*	69-64
F26	W	No. 18 BOSTON COLLEGE*	60-57
M2	W	vs Georgetown\$	69-52
M3	L	vs Villanova\$	68-49
M13	W	vs Georgia Tech#	73-64
M16	L	vs Houston^	83-76

\* BIG EAST Conference game  
 ! Orange Bowl Fab Four Classic (Miami, Fla.)  
 @ Hurricane Holiday Classic (Coral Gables, Fla.)  
 & BIG EAST Conference Tournament (Piscataway, N.J.)  
 # WNIT 1st Round (Atlanta, Ga.)  
 ^ WNIT 2nd Round (Houston, Texas)

2002-03  
 Record: 18-13 (11-4 H, 5-7 A, 2-2 N)  
 BIG EAST: 8-8 (7th)

Head Coach: Ferne Labati

Date	W/L	Opponent	Score
N22	W	SOUTH FLORIDA	60-49
N25	W	MORRIS BROWN	111-44
N29	W	vs Quinnipiac!	87-56

N30	L	at UW-Green Bay!	83-72
D2	L	at Florida	76-67
D14	L	at Fla International	81-70
D16	W	FLORIDA ATLANTIC	86-61
D19	W	TEXAS A&M	84-58
D21	W	EASTERN MICHIGAN	85-66
D28	W	WILLIAM & MARY@	85-57
D29	W	MARYLAND@	97-66
J4	W	at Georgetown*	60-57
J8	W	at Syracuse*	85-68
J11	W	at No. 16 Notre Dame*	80-70
J15	L	No. 24 BOSTON COLLEGE*	79-61
J22	W	at Pittsburgh*	79-76
J25	L	SYRACUSE*	62-59
J28	W	VIRGINIA TECH*	(OT) 67-66
F1	L	No. 20 VILLANOVA*	61-55
F4	L	at Rutgers*	65-56
F8	W	ST. JOHN'S*	69-54
F15	L	at West Virginia*	100-84
F19	L	No. 1 CONNECTICUT*	81-60
F22	W	PROVIDENCE*	77-64
F26	L	at Seton Hall*	(OT) 78-71
M1	L	at No. 23 Boston College*	84-77
M4	W	GEORGETOWN*	73-71
M8	W	vs Syracuse&	77-64
M9	W	at No. 18 Rutgers&	77-74
M10	L	vs No. 18 Villanova&	65-59
M22	L	vs New Mexico#	(OT) 91-85

\* BIG EAST Conference game  
 ! Wisconsin-Green Bay Tournament (Green Bay, Wis.)  
 @ Hurricane Holiday Classic (Coral Gables, Fla.)  
 & BIG EAST Conference Tournament (Piscataway, N.J.)  
 # NCAA 1st Round (Albuquerque, N.M.)

Beginning Jan. 15, 2003, all home games played in the BankUnited Center

2003-04  
 Record: 22-7 (12-2 H, 7-3 A, 3-2 N)  
 BIG EAST: 11-5 (4th)

Head Coach: Ferne Labati

Date	W/L	Opponent	Score
N22	W	at Morehead State!	93-54
N23	W	vs Eastern Kentucky!	90-81
N25	W	at South Florida	62-55
N28	W	at Weber State\$	82-60
N29	W	vs Bradley\$	70-52
D2	W	FLA INTERNATIONAL	78-58
D12	W	FLORIDA	80-75
D16	W	DARTMOUTH	74-53
D21	W	RICHMOND	80-73
D28	W	TOLEDO@	68-57
D29	W	No. 24 VANDERBILT@	79-57
J3	W	at St. John's*	79-60
J7	L	at Villanova*	58-55
J10	W	at No. 20 Boston College*	70-66
J14	W	GEORGETOWN*	(OT) 57-55
J17	W	PITTSBURGH*	77-68
J20	W	at Providence*	86-67
J28	L	NOTRE DAME*	59-50
J31	L	RUTGERS*	76-69
F8	L	at No. 4 Connecticut*	83-65
F10	W	ST. JOHN'S*	85-74
F14	W	at No. 21 Virginia Tech*	65-56
F18	W	at Syracuse*	85-65
F21	W	SETON HALL*	81-43
F25	L	at Notre Dame*	93-58
F28	W	WEST VIRGINIA*	82-74
M2	W	PROVIDENCE*	81-62
M7	L	vs Boston College&	65-53
M21	L	vs Maryland#	86-85

\* BIG EAST Conference game  
 ! Morehead State Tournament (Morehead, Ky.)  
 \$ Saint Mary's Thanksgiving Classic (Moraga, Calif.)  
 @ Hurricane Holiday Classic (Coral Gables, Fla.)  
 & BIG EAST Conference Tournament (Hartford, Conn.)  
 # NCAA 1st Round (Baton Rouge, La.)

HISTORY

# All-Time Results

2004-05  
 Record: 13-16 (9-5 H, 2-9 A, 2-2 N)  
 Atlantic Coast: 4-10 (T-8th)  
 Head Coach: Ferne Labati

Date	W/L	Opponent	Score
N19	W	GARNER WEBB#	65-47
N21	W	TCU	68-57
N23	L	at Hartford	63-53
N26	L	vs. Oregon!	79-73
N27	W	vs. Md Eastern Shore!	88-64
N30	L	at George Mason	60-35
D4	L	at Fla International	67-62
D6	L	at No. 12 Texas Tech	109-49
D13	W	UCF	69-50
D20	W	MONTANA	55-49
D28	W	FAIRFIELD\$	84-70
D29	W	LOYOLA MARYMOUNT	78-67
J2	W	COPPIN STATE	93-83
J9	L	at Florida State*	65-56
J13	L	WAKE FOREST*	78-63
J17	L	at No. 8 North Carolina*	83-52
J20	L	at NC State*	73-59
J23	L	GEORGIA TECH*	62-46
J27	W	No. 21 FLORIDA STATE*	62-57
J31	W	at Clemson*	83-69
F3	L	No. 3 DUKE*	72-63
F6	W	VIRGINIA TECH*	78-67
F10	W	at Virginia*	66-60
F14	L	No. 21 NC STATE*	71-68
F17	L	No. 20 MARYLAND*	70-65
F24	L	at No. 2 Duke*	95-61
F27	L	at Virginia Tech*	90-45
M4	W	vs. Georgia Tech%	60-58
M5	L	vs. North Carolina%	64-57

\* Atlantic Coast Conference game  
 % ACC Tournament (Greensboro, N.C.)  
 # The Miami Jam (Coral Gables, Fla.)  
 ! LIU Turkey Classic (Brooklyn, N.Y.)  
 \$ UM Holiday Classic (Coral Gables, Fla.)

2005-06  
 Record: 17-13 (13-5 H, 4-6 A, 0-2 N)  
 Atlantic Coast: 6-8 (6th)  
 Head Coach: Katie Meier

Date	W/L	Opponent	Score
N18	W	SAMFORD	72-51
N25	W	BRADLEY#	73-61
N26	W	OAKLAND#	78-65
N30	L	GEORGE MASON	68-61
D2	W	FAIRLEIGH DICKINSON	100-62
D3	W	SIENA	76-47
D6	W	FLA INTERNATIONAL	75-63
D10	W	HARTFORD	82-62
D16	L	at Montana	83-74
D20	W	at UCF	82-72
D28	W	NORTH CAROLINA A&T\$	104-65
D29	W	No. 25 MISSISSIPPI\$	79-70
J5	W	at Georgia Tech*	75-63
J9	L	No. 4 NORTH CAROLINA*	90-57
J12	W	at Clemson*	74-52
J15	L	vs. No. 13 Georgia%	74-59
J19	W	No. 21 BOSTON COLLEGE*	82-68
J22	L	VIRGINIA*	77-65
J26	L	at NC State*	83-77
J29	W	No. 25 VIRGINIA TECH*	77-62
F1	L	at No. 6 Maryland*	88-77
F5	W	at Wake Forest*	79-71
F9	L	FLORIDA STATE*	79-54
F12	L	at No. 21 Boston College*	79-69
F17	L	at Florida State*	68-61
F19	L	No. 1 DUKE*	(2OT) 99-93
F26	W	GEORGIA TECH*	(2OT) 90-85
M2	L	vs. Georgia Tech^	79-62
M18	W	FLA INTERNATIONAL!	95-83
M22	L	at Virginia!	83-72

\* Atlantic Coast Conference game  
 ^ ACC Tournament (Greensboro, N.C.)

# UM Thanksgiving Tournament (Coral Gables, Fla.)  
 \$ Hurricane Holiday Classic (Coral Gables, Fla.)  
 % ACC/SEC Russell Athletic Shootout (Duluth, Ga.)  
 ! WNIT

2006-07  
 Record: 11-19 (9-6 H, 2-13 A, 0-1 N)  
 Atlantic Coast: 2-12 (11th)  
 Head Coach: Katie Meier

Date	W/L	Opponent	Score
N10	W	GEORGIA STATE	68-60
N13	W	WISCONSIN-MILWAUKEE	78-71
N15	W	at Santa Clara	78-65
N17	L	at St. Mary's	69-68
N19	W	at San Francisco	69-59
N24	W	NICHOLLS STATE#	85-42
N25	W	INDIANA#	79-70
D1	W	JACKSON STATE\$	77-50
D3	L	at Michigan	60-55
D5	L	at Fla International	83-78
D16	W	TEXAS STATE	92-67
D19	L	at Houston	82-73
D21	L	at Ole Miss	82-64
D28	W	COPPIN STATE%	60-54
D29	L	AUBURN%	79-61
J3	L	at No. 3 Duke*	72-42
J7	L	at Florida State*	71-62
J10	L	No. 1 MARYLAND*	111-53
J15	L	at Georgia Tech*	52-37
J18	W	BOSTON COLLEGE*	83-68
J25	L	at Virginia Tech*	78-71
J28	L	CLEMSON*	79-69
F1	L	FLORIDA STATE*	75-68
F4	L	at Virginia*	73-60
F8	W	WAKE FOREST*	77-51
F11	L	at Boston College*	78-65
F15	L	GEORGIA TECH*	66-45
F18	L	at No. 2 North Carolina*	93-70
F24	L	NC STATE*	77-53
M1	L	vs. Georgia Tech^	66-52

\* Atlantic Coast Conference game  
 # Miami Thanksgiving Tournament (Coral Gables, Fla.)  
 \$ Played at the Knight Sports Complex  
 % Miami Holiday Tournament (Coral Gables, Fla.)  
 ^ ACC Tournament (Greensboro, N.C.)

2007-08  
 Record: 9-21 (6-13 H, 2-6 A, 1-1 N)  
 Atlantic Coast: 2-12 (12th)  
 Head Coach: Katie Meier

Date	W/L	Opponent	Score
N9	W	FLORIDA ATLANTIC	64-45
N13	L	JACKSONVILLE	72-64
N19	L	MICHIGAN +	65-50
N23	W	FORDHAM#	57-40
N24	L	BUTLER#	62-59
N28	W	at Wisconsin-Milwaukee	(OT) 73-70
D2	W	CENTRAL FLORIDA	64-56
D4	L	FLORIDA INTERNATIONAL	60-58
D8	L	HOUSTON	63-62
D15	L	MISSISSIPPI	65-52
D18	W	vs. Southern Mississippi\$	63-56
D19	L	No. 8 LSU\$	63-52
D29	L	MAINE%	54-53
D30	W	CENTRAL ARKANSAS%	90-57
J2	W	CHARLESTON SOUTHERN	88-56
J5	L	No. 12 DUKE*	84-72
J10	W	at Clemson*	66-61
J13	L	at Georgia Tech*	68-65
J21	L	VIRGINIA	79-68
J24	L	FLORIDA STATE*	(OT) 75-70
J31	L	at No. 5 Maryland*	90-50
F3	L	at Boston College*	70-42
F7	W	GEORGIA TECH*	54-52
F11	L	VIRGINIA TECH*	(OT) 81-73
F14	L	at NC State*	51-45
F21	L	No. 2 NORTH CAROLINA*	79-61

F24	L	at Wake Forest*	50-45
F28	L	at Florida State*	50-49
M3	L	BOSTON COLLEGE*	63-52
M6	L	vs. Georgia Tech^	76-49

\* - Atlantic Coast Conference game  
 + - ACC/Big Ten Challenge game  
 # - Miami Thanksgiving Tournament (Coral Gables, Fla.)  
 \$ - Caribbean Classic (Cancun, Mexico)  
 % - Miami Holiday Tournament (Coral Gables, Fla.)  
 ^ - ACC Tournament (Greensboro, N.C.)

2008-09  
 Record: 13-17 (9-9 H, 4-7 A, 0-1 N)  
 Atlantic Coast: 2-12 (t-10th)  
 Head Coach: Katie Meier

Date	W/L	Opponent	Score
N14	W	NORFOLK STATE	91-42
N16	L	GREEN BAY	63-61
N21	L	at Houston	70-64
N25	W	at FIU	66-49
N28	W	AUSTIN PEAY#	64-51
N29	W	SANTA CLARA#	60-44
D1	W	FLORIDAA&M	83-69
D5	L	INDIANA +	69-54
D13	W	BINGHAMTON	72-37
D18	W	at UCF	66-59
D21	W	GRAMBLING STATE	83-65
D29	W	BROWN#	81-41
D30	L	No. 9 AUBURN%	68-53
J2	W	CORNELL	61-47
J5	L	CLEMSON*	74-68
J9	L	at No. 5 Duke*	73-58
J12	L	No. 24 GEORGIA TECH*	68-50
J18	L	at Boston College*	62-54
J22	W	NC STATE*	72-60
J29	L	at Georgia Tech*	68-42
F1	L	WAKE FOREST*	78-69
F4	W	at SIU-Edwardsville	83-72
F8	L	No. 15 FLORIDA STATE*	75-59
F12	W	at Virginia Tech*	59-56
F16	L	BOSTON COLLEGE*	71-64
F19	L	at No. 23 Virginia*	(OT) 84-75
F22	L	at No. 11 Florida State*	59-58
F26	L	at No. 9 North Carolina*	90-76
M1	L	No. 5 MARYLAND*	89-64
M5	L	vs. Boston College^	76-59

\* - Atlantic Coast Conference game  
 + - ACC/Big Ten Challenge game  
 # - Miami Thanksgiving Tournament (Coral Gables, Fla.)  
 % - Miami Holiday Tournament (Coral Gables, Fla.)  
 ^ - ACC Tournament (Greensboro, N.C.)

2009-10  
 Record: 22-14 (13-6 H, 9-7 A, 0-1 N)  
 Atlantic Coast: 4-10 (t-10th)  
 Head Coach: Katie Meier

Date	W/L	Opponent	Score
N13	W	at UC Riverside	86-63
N13	W	at CSU Bakersfield	111-93
N18	W	Bethune-Cookman	88-46
N21	W	at UAB	70-56
N24	W	Houston	68-54
N27	W	Long Beach State#	83-66
N28	W	UMass#	63-57
D5	L	Nebraska	76-71
D19	W	at Binghamton	68-52
D21	W	at Cornell	101-62
D28	W	Quinnipiac%	93-48
D29	L	No. 17/22 Texas%	76-65
D31	W	North Florida	80-36
J3	W	at Miami (Ohio)	75-61
J10	W	No. 13/11 Florida State*	78-71
J14	L	No. 7 Duke*	69-62
J17	L	at Wake Forest*	67-64
J21	W	at Maryland*	80-77
J24	L	Virginia Tech*	73-69
J27	L	at No. 25 Georgia Tech*	(OT) 80-73

# All-Time Results

J31	L	at Boston College*	72-64
F4	W	No. 9 North Carolina*	80-69
F7	W	SIU Edwardsville	85-60
F11	L	No. 21 Virginia*	(OT) 69-63
F14	L	at NC State*	66-64
F18	L	at Clemson*	(OT) 73-72
F21	L	No. 19 Georgia Tech*	77-73
F25	L	at No. 9 Florida State*	87-62
F28	W	Boston College*	(OT) 76-68
M4	L	vs. Wake Forest^	(OT) 61-60
M18	W	Florida Gulf Coast!	70-57
M21	W	Florida!	77-64
M25	W	North Carolina A&T!	84-77
M28	W	at Providence!	73-65
M31	W	at Michigan!	76-59
A3	L	at Cal!	73-61

\* - Atlantic Coast Conference game  
 # - Wyndham Miami Thanksgiving Tournament (Coral Gables, Fla.)  
 % - Wyndham Miami Holiday Tournament (Coral Gables, Fla.)  
 ^ - ACC Tournament (Greensboro, N.C.)  
 ! - WNIT

2010-11  
 Record: 28-5 (20-0 H, 6-3 A, 2-2 N)  
 Atlantic Coast: 12-2 (1-1st)  
 Head Coach: Katie Meier

Date	W/L	Opponent	Score
N12	W	Kennesaw State	93-39
N17	L	at No. 21 Nebraska	99-85
N20	W	Miami (OH)	96-64
N22	W	UAB	68-52
N26	W	FAU#	89-48
N27	W	UNC Greensboro#	78-60
N29	W	Southern	85-36
D5	W	CSU Bakersfield	88-61
D7	W	No. 12 Georgetown	(OT) 81-72
D11	W	Alcorn State	94-32
D18	W	UC Riverside	81-59
D21	W	at Ole Miss	82-46
D28	W	George Washington%	83-62
D30	W	Morgan State%	74-47
J1	W	Lipscomb	91-52
J6	W	at Virginia*	82-73
J9	W	at Virginia Tech*	69-56
J14	W	Clemson*	77-48
J16	W	Boston College*	65-53
J24	L	at No. 21 Florida State*	66-59
J27	W	NC State*	84-77
J30	W	No. 25 Georgia Tech*	(OT) 84-74
F3	L	at No. 3 Duke*	82-58
F10	W	No. 11 Maryland*	83-75
F13	W	at No. 10 North Carolina*	78-66
F17	W	at Boston College*	90-80
F21	W	Wake Forest*	74-46
F24	W	No. 12 Florida State*	84-68
F27	W	at Georgia Tech*	70-59
M4	W	vs. NC State^	93-85
M5	L	vs. North Carolina^	83-57
M20	W	Gardner-Webb!	80-62
M22	L	Oklahoma!	88-83

\* - Atlantic Coast Conference game  
 # - Miami Thanksgiving Tournament (Coral Gables, Fla.)  
 % - Miami Holiday Tournament (Coral Gables, Fla.)  
 ^ - ACC Tournament (Greensboro, N.C.)  
 ! - NCAA Tournament (Charlottesville, Va.)

2011-12  
 Record: 26-6 (16-0 H, 9-5 A, 1-1 N)  
 Atlantic Coast: 14-2 (2nd)  
 Head Coach: Katie Meier

Date	W/L	Opponent	Score
N11	W	Texas-Pan American	83-37
N15	L	at No. 3 Tennessee	92-76
N17	W	Prairie View A&M	107-26
N23	W	at Alaska Anchorage#	72-55
N25	W	vs. USF#	92-72
N27	W	Longwood	92-43
D1	W	at Michigan State+	76-60
D5	W	No. 11 Rutgers	(2OT) 92-76
81 D10	W	Ole Miss	76-48

D16	W	ULM	103-39
D21	L	at No. 17 Georgetown	71-46
D28	W	Holy Cross%	89-49
D29	W	VCU%	91-61
J2	L	at No. 23 North Carolina*	65-63
J5	W	NC State*	78-68
J9	W	at Georgia Tech*	77-65
J12	W	No. 5 Maryland*	75-63
J15	W	at Florida State*	60-57
J19	W	at Virginia*	56-53
J23	W	Virginia Tech*	79-48
J26	W	Wake Forest*	64-39
J29	W	at Boston College*	88-57
F5	W	Clemson*	68-47
F8	W	No. 22 North Carolina*	61-37
F12	W	at No. 8 Maryland*	76-74
F16	W	at NC State*	73-61
F19	W	Florida State*	67-60
F24	L	at No. 7 Duke*	74-64
F26	W	Boston College*	88-42
M2	L	vs. Wake Forest^	81-74
M17	W	Idaho State!	70-41
M19	L	No. 24 Gonzaga!	65-54

\* - Atlantic Coast Conference game  
 + - ACC/Big Ten Challenge game  
 # - Great Alaska Shootout (Anchorage, Alaska)  
 % - Miami Holiday Tournament (Coral Gables, Fla.)  
 ^ - ACC Tournament (Greensboro, N.C.)  
 ! - NCAA Tournament (Spokane, Wash.)

2012-13  
 Record: 21-11 (15-3 H, 5-6 A, 0-0 N)  
 Atlantic Coast: 11-7 (t-4th)  
 Head Coach: Katie Meier

Date	W/L	Opponent	Score
N9	W	North Florida	77-24
N12	W	at Richmond	69-63
N18	L	No. 20 Tennessee	79-67
N23	W	Florida Atlantic#	76-61
N24	W	Radford#	75-58
N29	W	No. 6 Penn State+	69-65
D3	W	Alcorn State	68-53
D8	W	Davidson	67-35
D16	L	at Rutgers	42-34
D20	W	NC State*	79-53
D28	W	Central Connecticut State%	64-43
D29	W	Wisconsin%	67-44
J3	W	Clemson*	78-56
J6	W	Virginia*	58-52
J10	L	at No. 10 Maryland*	84-62
J13	L	at No. 18 Florida State*	86-65
J17	W	Georgia Tech*	71-65
J20	L	at Virginia*	62-52
J24	W	at Wake Forest*	79-78
J27	L	No. 11 North Carolina*	64-62
J31	L	at No. 4 Duke*	82-43
F3	W	Virginia Tech*	68-42
F7	W	at Clemson*	62-46
F10	L	No. 19 Florida State*	93-78
F17	W	Boston College*	79-54
F21	W	at NC State*	59-55
F24	L	at Georgia Tech*	68-64
F28	W	No. 4 Duke*	69-65
M3	W	Virginia Tech*	64-46
M7	W	vs. Virginia Tech^	45-39
M8	L	vs. No. 23 Florida State^	70-58
M24	L	at Iowa!	69-53

\* - Atlantic Coast Conference game  
 + - ACC/Big Ten Challenge game  
 # - Miami Thanksgiving Tournament (Coral Gables, Fla.)  
 % - Miami Holiday Tournament (Coral Gables, Fla.)  
 ^ - ACC Tournament (Greensboro, N.C.)  
 ! - NCAA Tournament (Iowa City, Iowa)

2013-14  
 Record: 16-15 (10-9 H, 6-5 A, 0-1 N)  
 Atlantic Coast: 8-8 (8th)  
 Head Coach: Katie Meier

N8	W	NORTH FLORIDA	79-39
N10	L	RICHMOND	57-50

N15	L	MIDDLE TENNESSEE	61-55
N19	W	at Oakland	86-68
N25	W	YALE	91-67
N29	W	ST. FRANCIS BROOKLYN#	78-56
N30	W	MISSOURI#	74-68
D5	L	at Minnesota+	74-67
D15	W	COPPIN STATE	63-58
D21	L	at Arizona State	75-73
D28	W	MORGAN STATE%	80-42
D29	W	NEW MEXICO%	67-50
J1	L	PENN	67-66
J4	W	at Wake Forest*	84-53
J9	L	No. 18/17 FLORIDA STATE*	68-63
J12	W	at Virginia Tech*	64-62
J16	L	at Boston College*	63-62
J19	W	No. 20/21 NC STATE*	80-71
J23	L	at 2/2 Notre Dame*	79-52
J26	L	at Clemson*	60-52
J30	L	No. 3/3 DUKE*	76-75
F2	W	at No. 6/6 North Carolina*	83-80
F9	L	GEORGIA TECH*	89-87
F13	L	No. 9/9 MARYLAND*	67-52
F16	W	at RV/RV Florida State*	76-73
F20	L	SYRACUSE*	69-48
F23	W	WAKE FOREST*	72-64
F27	W	at Virginia*	83-63
M2	W	PITTSBURGH*	67-54
M6	L	vs. Florida State^	72-67 (OT)
M20	L	Stetson!	70-63

\* - Atlantic Coast Conference game  
 + - ACC/Big Ten Challenge game  
 # - Miami Thanksgiving Tournament (Coral Gables, Fla.)  
 % - Miami Holiday Tournament (Coral Gables, Fla.)  
 ^ - ACC Tournament (Greensboro, N.C.)  
 ! - WNIT

2014-15  
 Record: 20-13 (15-3 H, 2-9 A, 3-1 N)  
 Atlantic Coast: 8-8 (8th)  
 Head Coach: Katie Meier

Nov. 14	W	OAKLAND	66-53
Nov. 17	L	at Middle Tennessee	53-48
Nov. 21	W	NORTH FLORIDA	81-53
Nov. 25	L	RV/RV ARIZONA STATE	65-61
Nov. 28	W	ILLINOIS STATE#	95-44
Nov. 29	W	TULSA#	69-57
Dec. 4	W	WISCONSIN+	66-54
Dec. 6	W	JACKSONVILLE	65-36
Dec. 13	W	COPPIN STATE	70-54
Dec. 18	W	vs. UCLA+	74-67
Dec. 19	L	vs. --/RV Tulane+	70-65
Dec. 28	W	FLORIDA A&M%	83-47
Dec. 29	W	LSU%	76-71
Jan. 4	W	BOSTON COLLEGE*	74-53
Jan. 8	W	No. 4/4 NOTRE DAME*	78-63
Jan. 11	W	at Virginia Tech*	62-45
Jan. 15	W	CLEMSON*	79-42
Jan. 18	L	at No. 16/14 Duke*	68-53
Jan. 21	W	VIRGINIA*	67-58
Jan. 25	L	at No. 4/4 Louisville*	68-55
Feb. 1	L	at Pittsburgh*	81-66
Feb. 5	W	VIRGINIA TECH*	42-39
Feb. 8	L	at No. 9/8 Florida State*	80-60
Feb. 12	W	at No. 23/22 Syracuse*	85-71
Feb. 15	W	GEORGIA TECH*	64-59
Feb. 19	L	at NC State*	68-65
Feb. 22	L	No. 17/14 NORTH CAROLINA*	66-65
Feb. 26	L	at Wake Forest*	60-59
M1	L	No. 9/8 FLORIDA STATE*	69-55
M5	W	vs. Virginia^	62-52
M6	L	vs. No. 2/2 Notre Dame^	77-61
M20	W	vs. Washington!	86-80
M22	L	at No. 18/15 Iowa!	88-70

\* - Atlantic Coast Conference game  
 + - ACC/Big Ten Challenge game  
 # - Miami Thanksgiving Tournament (Coral Gables, Fla.)  
 % - Miami Holiday Tournament (Coral Gables, Fla.)  
 ^ - Tulane/DoubleTree Classic (New Orleans, La.)  
 ! - ACC Tournament (Greensboro, N.C.)  
 ! - NCAA Tournament (Iowa City, Iowa)

# Miami Women's Basketball All-Time Series Results

## Alabama (0-2)

12/29/96	L	73-43	(h)
1/4/80	L	73-61	(h)

## UAB (2-2)

11/22/10	W	68-52	(h)
11/21/09	W	70-54	(a)
11/21/80	L	79-63	(a)
1/23/80	L	83-71	(h)

## Alaska Anchorage (2-0)

11/23/11*	W	72-55	(a)
3/1/87	W	71-62	(a)

## Alcorn State (2-0)

12/3/12	W	68-53	(h)
12/11/10	W	94-32	(h)

## Appalachian State (1-0)

12/29/92	W	80-63	(h)
----------	---	-------	-----

## Arizona (1-1)

12/2/89	W	85-65	(h)
1/27/88	L	78-71	(a)

## Arizona State (0-3)

11/25/14	L	65-61	(h)
12/21/13	L	75-73	(a)
1/28/88	L	78-74	(a)

## Arkansas (0-1)

11/23/84	L	79-58	(a)
----------	---	-------	-----

## Auburn (0-8)

12/30/08	L	68-53	(h)
12/29/06	L	79-61	(h)
12/29/94	L	73-43	(h)
2/4/89	L	73-44	(a)
12/29/87	L	96-48	(h)
1/3/87	L	98-55	(a)
1/27/86	L	92-46	(a)
1/5/81	L	78-72	(h)

## Augustana (1-0)

12/29/84	W	77-50	(h)
----------	---	-------	-----

## Austin Peay (2-0)

11/28/08	W	64-51	(h)
1/4/82	W	74-52	(h)

## Barry (3-1)

2/6/89	W	85-36	(h)
2/19/74	W	41-33	(h)
2/1/74	W	44-41	(a)
2/15/73	L	51-45	(a)

## Baylor (1-0)

11/30/85	W	64-55	(n)
----------	---	-------	-----

## Bethune Cookman (7-1)

11/18/09	W	88-46	(h)
2/5/90	W	76-43	(h)
1/25/90	W	76-26	(a)
2/22/89	W	72-55	(h)
12/6/88	W	77-65	(a)
2/20/88	L	80-72	(a)
12/1/87	W	90-55	(h)
1/20/81	W	2-0—forfeit	(h)

## Binghamton (3-0)

12/19/09	W	68-52	(a)
12/13/08	W	72-37	(h)
11/30/85	W	64-55	(n)

## Boston College (25-17)

1/4/15	W	74-53	(h)
1/16/14	L	63-62	(a)
2/17/13	W	79-54	(h)
2/26/12	W	88-42	(h)
2/5/12	W	88-57	(a)
2/17/11	W	90-80	(a)

1/16/11	W	65-53	(h)
2/28/10	W	76-68	(h)
1/31/10	L	72-64	(a)
3/5/09*	L	76-59	(n)
2/16/09	L	71-64	(h)
1/18/09	L	62-54	(a)
3/2/08	L	63-52	(h)
2/3/08	L	70-42	(a)
2/11/07	L	78-65	(a)
1/18/07	W	83-68	(h)
2/12/06	L	79-69	(a)
1/19/06	W	82-68	(h)
3/7/04	L	65-53	(n)
1/10/04	W	70-66	(a)
3/1/03	L	84-77	(a)
1/15/03	L	79-61	(h)
2/26/02	W	60-57	(h)
3/3/01	L	62-49	(n)
1/10/01	W	65-59	(a)
2/2/00	L	66-55	(h)
1/16/99	W	66-53	(a)
12/5/98	W	65-57	(h)
1/10/98	W	85-79	(h)
3/2/97	W	63-48	(n)
2/19/97	L	67-55	(a)
1/2/97	L	66-48	(h)
1/22/96	W	60-59	(a)
1/22/95	W	73-67	(a)
1/2/95	W	80-45	(h)
2/26/94	W	75-72	(h)
1/25/94	L	80-71	(a)
2/16/93	W	84-55	(h)
1/31/93	W	80-67	(a)
2/1/92	W	79-60	(h)
1/3/92	W	78-59	(a)

\*ACC Tournament

## Boston University (1-0)

1/11/90	W	87-69	(a)
---------	---	-------	-----

## Bradley (2-0)

11/25/05	W	73-61	(h)
11/29/03	W	70-52	(n)

## BYU (1-1)

12/20/86	L	82-80	(n)
12/13/85	W	78-74	(n)

## Broward Central (11-9)

2/13/81	W	69-50	(a)
11/17/80	W	87-49	(h)
2/12/80	W	104-35	(h)
11/28/79	W	101-38	(a)
1978-79	L	81-58	(n)
1978-79	L	93-82	(h)
1978-79	L	77-61	(a)
2/21/78	L	70-62	(n)
1/2/78	L	59-47	(a)
2/18/77	L	72-65	(n)
2/16/77	W	75-64	(h)
2/4/77	L	69-59	(a)
2/21/76	L	91-65	(n)
2/2/76	L	69-65	(a)
1974-75	W	61-26	(h)
1974-75	W	49-19	(a)
1/30/74	W	43-27	(a)
2/21/74	W	44-28	(h)
1/12/73	W	36-26	(a)
2/13/73	W	41-25	(h)

## Brown (2-0)

12/29/08	W	81-41	(h)
12/29/99	W	79-62	(h)

## Bucknell (1-0)

12/28/92	W	74-54	(h)
----------	---	-------	-----

## Butler (1-1)

11/24/07	L	62-59	(h)
12/27/96	W	70-55	(h)

## UC Riverside (2-0)

12/18/10	W	81-59	(h)
11/13/09	W	88-73	(a)

## California (0-1)

4/3/10^	L	73-61	(a)
^WNIT			

## Cal State Bakersfield (2-0)

12/5/10	W	86-61	(h)
11/15/09	W	111-93	(a)

## Carson Newman (1-0)

12/17/81	W	86-63	(n)
----------	---	-------	-----

## Central Arkansas (1-0)

12/30/07	W	90-57	(h)
----------	---	-------	-----

## Central Connecticut State (1-0)

12/28/12	W	64-43	(h)
----------	---	-------	-----

## UCF (11-3)

12/18/08	W	66-59	(a)
12/2/07	W	64-56	(h)
12/20/05	W	82-72	(a)
12/13/04	W	60-50	(h)
2/10/90	W	96-74	(h)
2/11/89	W	94-69	(h)
2/25/88	W	103-87	(h)
1/20/88	W	93-82	(a)
12/04/85	W	62-61	(h)
1/24/83	L	70-60	(a)
12/15/81	W	66-63	(n)
2/06/81	W	86-75	(h)
2/19/80	L	57-56	(a)
1978-79	L	69-51	(n)

## Charleston Southern (1-0)

12/2/07	W	64-56	(h)
---------	---	-------	-----

## Charlotte (0-1)

3/24/90	L	82-80	(n)
---------	---	-------	-----

## Clemson (8-6)

1/15/15	W	79-42	(h)
1/26/14	L	60-52	(a)
2/7/13	W	62-46	(a)
1/3/13	W	78-56	(h)
2/5/12	W	68-47	(h)
1/14/11	W	77-48	(h)
2/18/10	L	73-72	(a)
1/5/09	L	74-68	(h)
1/10/08	W	66-61	(a)
1/28/07	L	79-69	(h)
1/12/06	W	74-52	(a)
1/31/05	W	83-69	(a)
3/14/98	L	60-49	(n)
12/19/81	L	74-59	(n)

## Cleveland State (3-0)

2/28/91	W	91-59	(h)
12/27/89	W	81-53	(h)
12/27/84	W	95-48	(h)

## Connecticut (5-18)

2/8/04	L	83-65	(a)
2/19/03	L	81-60	(h)
1/12/02	L	96-50	(a)
1/23/01	L	81-45	(a)
12/5/00	L	77-53	(h)
1/29/00	L	84-36	(h)
2/8/00	L	93-46	(a)
2/6/99	L	88-66	(h)
1/20/99	L	89-55	(a)
2/13/98	L	80-60	(a)
3/3/97	L	98-71	(a)
2/16/97	L	86-59	(a)
1/9/97	L	69-51	(h)
1/10/96	L	79-52	(h)
2/9/95	L	85-48	(a)
1/24/95	L	92-51	(h)
2/13/94	L	60-48	(h)

HISTORY



# Miami Women's Basketball All-Time Series Results

1/23/94	L	87-46	(a)	12/22/00	L	67-55	(h)	2/27/73	L	55-47	(n)
2/14/93	W	69-51	(h)	11/16/97	W	87-66	(h)	<b>Florida Atlantic (17-0)</b>			
1/15/93	W	69-66	(a)	11/27/94	W	81-71	(h)	11/23/12	W	76-61	(h)
3/9/92	W	56-47	(a)	1/3/86	L	71-68	(h)	11/26/10	W	89-48	(h)
2/21/92	W	75-59	(a)	12/28/82	L	76-71	(h)	11/9/07	W	64-45	(h)
1/17/92	W	70-66	(h)	<b>Fairleigh Dickinson (1-0)</b>				12/16/02	W	86-61	(h)
<b>Coppin State (2-0)</b>				12/2/05	W	100-62	(h)	12/15/01	W	92-77	(a)
12/13/14	W	70-54	(h)	<b>Flagler (2-2)</b>				11/20/00	W	87-50	(h)
12/15/13	W	63-58	(h)	2/16/80	W	64-62	(n)	12/11/99	W	89-73	(a)
<b>Cornell (2-0)</b>				1/27/80	W	74-73	(a)	12/16/98	W	91-57	(h)
12/21/09	W	101-62	(a)	1974-75	L	62-49	(a)	11/25/97	W	105-84	(a)
1/2/09	W	61-47	(h)	2/26/74	L	74-38	(n)	11/26/96	W	74-53	(h)
<b>Dartmouth (2-0)</b>				<b>Florida (14-28)</b>				12/30/95	W	93-54	(h)
12/16/03	W	74-53	(h)	3/21/10^	W	77-64	(h)	11/29/94	W	90-81	(a)
12/20/84	W	62-52	(h)	12/12/03	W	80-75	(h)	12/28/93	W	90-69	(h)
<b>Davidson (1-0)</b>				12/2/02	L	76-67	(a)	12/6/92	W	94-37	(h)
12/8/12	W	67-35	(h)	12/1/99	L	85-77	(h)	2/18/89	W	72-55	(h)
<b>Dayton (3-0)</b>				11/24/98	L	85-69	(a)	2/15/88	W	87-66	(h)
12/3/94	W	67-53	(n)	11/21/97	L	70-51	(a)	3/9/87	W	59-43	(h)
1/4/86	W	76-62	(h)	11/22/96	L	65-58	(n)	<b>FGCU (1-0)</b>			
2/15/81	W	62-58	(h)	12/2/95	L	71-70	(h)	3/18/10^	W	70-57	(h)
<b>Delaware State (1-0)</b>				12/2/94	L	84-63	(n)	^ WNIT			
12/27/97	W	105-62	(h)	1/27/94	L	59-50	(a)	<b>FIU (33-21)</b>			
<b>Delta State (0-1)</b>				12/1/91	W	95-75	(h)	11/25/08	W	66-49	(a)
3/7/82	L	81-66	(n)	1/16/90	W	85-73	(a)	12/4/07	L	60-58	(h)
<b>Detroit Mercy (1-1)</b>				11/29/89	W	76-61	(h)	12/5/06	L	83-78	(a)
12/28/95	L	78-77	(h)	1/24/89	W	75-67	(h)	3/18/06^	W	95-83	(h)
1/8/89	W	74-61	(a)	1/16/89	L	75-61	(a)	12/6/05	W	75-63	(h)
<b>District of Columbia (1-0)</b>				12/19/87	W	84-75	(h)	12/4/04	L	67-62	(a)
1/3/90	W	79-47	(n)	12/12/87	W	69-68	(a)	12/2/03	W	78-58	(h)
<b>Drake (0-1)</b>				2/22/87	W	78-66	(h)	12/14/02	L	81-70	(a)
1/2/81	L	101-63	(h)	12/13/86	L	81-73	(a)	2/16/02	L	71-65	(h)
<b>Duke (1-12)</b>				2/24/86	W	70-45	(h)	12/9/00	L	78-48	(a)
1/18/15	L	68-53	(a)	1/15/86	L	79-58	(a)	12/4/99	W	76-61	(h)
1/30/14	L	76-75	(h)	2/18/85	W	68-53	(h)	11/18/98	W	67-65	(a)
2/28/13	W	69-65	(h)	1/14/85	L	85-68	(a)	12/14/97	L	81-60	(h)
1/31/13	L	82-43	(a)	2/06/85	L	55-53	(h)	12/14/96	W	55-49	(a)
2/24/12	L	74-64	(a)	12/11/83	L	78-58	(a)	12/16/95	W	71-49	(h)
2/3/11	L	82-58	(a)	2/14/83	L	78-64	(a)	12/6/94	L	77-62	(a)
1/14/10	L	69-62	(h)	1/20/82	L	80-73	(a)	12/30/93	L	75-56	(h)
1/9/09	L	73-58	(a)	12/05/81	W	87-85	(h)	12/13/92	W	80-53	(a)
1/5/08	L	84-72	(h)	2/28/81	W	65-59	(n)	12/29/91	W	78-53	(h)
1/3/07	L	72-42	(a)	2/7/81	W	75-64	(h)	3/8/91	W	75-55	(n)
2/19/06	L	99-93	(h)	1/10/81	L	84-55	(a)	3/2/91	W	79-54	(h)
2/24/05	L	95-61	(a)	2/20/80	L	81-66	(n)	2/5/91	W	74-64	(a)
2/3/05	L	72-63	(h)	2/18/80	L	77-66	(a)	2/23/90	W	94-76	(a)
<b>East Carolina (1-1)</b>				1/12/80	L	80-71	(h)	2/1/90	W	71-64	(h)
12/19/85	L	58-43	(a)	2/23/78	L	76-55	(n)	2/24/89	W	100-85	(a)
1/2/82	W	60-56	(h)	1/28/78	L	84-47	(a)	1/31/89	W	83-76	(h)
<b>East Tennessee State (0-1)</b>				2/25/77	L	73-41	(h)	2/23/87	L	79-70	(a)
1/5/82	L	70-44	(h)	2/8/77	L	75-28	(h)	2/13/87	L	79-69	(h)
<b>Eastern Kentucky (2-1)</b>				2/20/76	L	83-41	(n)	2/18/87	L	78-71	(h)
11/23/03	W	90-81	(n)	2/9/76	L	103-53	(a)	3/4/86	L	81-52	(h)
11/24/99	W	83-66	(h)	1974-75	L	58-45	(n)	3/4/85	W	81-73	(h)
11/24/94	L	81-74	(n)	1974-75	L	67-32	(n)	2/7/85	L	73-72	(a)
<b>Eastern Michigan (1-0)</b>				^ WNIT				3/3/84	L	83-81	(a)
12/21/02	W	85-66	(h)	<b>Florida A&amp;M (12-9)</b>				1/24/84	W	82-64	(h)
<b>Edinboro State (0-1)</b>				12/29/14	W	83-47	(h)	3/2/83	L	63-53	(h)
1/2/80	L	70-62	(h)	12/1/09	W	83-69	(h)	12/4/82	L	89-73	(a)
<b>Evansville (1-0)</b>				3/9/91	W	73-44	(n)	1/26/82	W	69-66	(h)
2/26/85	W	61-60	(h)	2/2/91	W	78-71	(h)	1/11/82	W	78-59	(a)
<b>Fairfield (3-3)</b>				1/17/91	L	73-65	(a)	2/21/81	W	84-56	(h)
11/28/04	W	84-70	(h)	1/22/90	W	90-56	(h)	1/27/81	W	109-56	(h)
				12/6/89	W	77-70	(a)	2/15/80	W	83-35	(h)
				1/21/89	W	73-66	(a)	1/15/81	W	98-41	(h)
				12/19/88	W	103-64	(h)	2/6/79	W	86-58	(h)
				2/4/88	L	89-88	(a)	2/12/79	W	74-44	(h)
				1/11/88	W	104-86	(h)	2/18/78	W	50-43	(n)
				2/18/83	L	80-78	(h)	2/8/78	W	54-50	(a)
				1/22/83	L	65-58	(a)	1/23/78	W	71-42	(h)
				2/15/82	L	69-64	(a)	2/26/77	L	66-58	(h)
				2/1/82	W	66-62	(h)	2/24/77	W	64-51	(h)
				2/20/81	W	79-47	(h)	2/19/77	L	52-48	(n)
				12/7/80	L	72-50	(a)	2/14/77	W	73-65	(h)
				1978-79	L	90-58	(h)	2/1/77	L	57-49	(a)
				1978-79	L	67-37	(a)	2/26/76	L	59-57	(n)
				1974-75	W	59-38	(n)	2/17/76	L	57-50	(h)
								1/29/76	W	56-38	(h)

HISTORY

# Miami Women's Basketball All-Time Series Results

^ WNIT				<b>Georgetown (15-9)</b>				2/28/86 W 79-52 (n)					
<b>Florida Memorial (6-0)</b>				12/21/11 L 71-46 (a)	! NCAA Tournament				<b>Grambling State (2-2)</b>				
2/14/84 W 75-43 (a)	12/7/10 W 81-72 (h)					12/21/08 W 83-65 (h)							
11/18/83 W 76-56 (h)	1/4/04 W 57-55 (h)					12/28/94 L 98-75 (h)							
1/17/83 W 89-71 (a)	3/4/03 W 73-71 (h)					12/4/86 W 67-65 (h)							
11/19/82 W 88-40 (h)	1/4/03 W 60-57 (a)					12/6/85 L 81-75 (h)							
11/28/82 W 100-54 (h)	3/3/02 W 69-52 (n)					<b>Hampton (1-0)</b>							
11/27/81 W 75-47 (a)	2/13/02 W 64-56 (a)					12/12/98 W 84-52 (h)							
<b>Florida Southern (0-1)</b>				2/3/01 W 52-46 (h)					<b>Hartford (0-2)</b>				
1/18/80 L 71-69 (a)	1/19/00 L 63-61 (h)					12/10/05 W 82-62 (h)							
<b>Florida State (12-37)</b>				2/19/00 L 66-61 (a)					11/23/04 L 63-53 (a)				
3/1/15 L 69-55 (h)	2/13/99 W 81-62 (a)					<b>Harvard (1-0)</b>							
2/8/15 L 80-60 (a)	1/26/99 L 69-51 (h)					12/22/91 W 87-62 (h)							
3/6/14 L 72-67 (OT) (a)	3/1/98 W 81-66 (h)					<b>Holy Cross (2-0)</b>							
2/16/14 W 76-73 (a)	1/31/98 W 81-74 (a)					12/28/11 W 89-49 (h)							
1/09/14 L 68-63 (h)	2/25/97 W 62-58 (h)					1/2/87 W 83-76 (n)							
3/8/13 L 70-58 (n)	1/15/97 L 62-55 (a)					<b>Homestead AFB (2-0)</b>							
2/10/13 L 93-78 (h)	2/14/96 L 71-69 (h)					2/23/76 W 63-50 (a)							
1/13/13 L 86-65 (a)	2/15/95 L 65-63 (h)					1/14/76 W 100-20 (h)							
2/19/12 W 67-60 (h)	1/11/95 W 72-66 (a)					<b>Houston (2-7)</b>							
1/15/12 W 60-57 (a)	2/17/94 L 81-60 (a)					11/24/09 W 68-54 (h)							
2/24/11 W 84-68 (h)	2/11/93 W 67-59 (h)					11/21/08 L 70-64 (a)							
1/24/11 L 66-59 (a)	2/9/93 L 90-88 (a)					12/8/07 L 63-62 (h)							
2/25/10 L 87-62 (a)	1/9/93 W 62-55 (h)					12/19/06 L 82-73 (a)							
1/10/10 W 78-70 (h)	2/8/92 W 83-76 (a)					3/16/02 L 83-76 (a)							
2/22/09 L 59-58 (a)	1/8/92 W 89-51 (h)					11/28/95 L 80-72 (a)							
2/8/09 L 75-59 (h)	<b>George Mason (0-2)</b>								12/2/89 L 81-76 (a)				
2/28/08 L 50-49 (a)	11/30/05 L 68-61 (h)					2/11/85 L 83-68 (a)							
1/24/08 L 75-70 (h)	11/30/04 L 60-35 (a)					1/9/82 W 64-47 (h)							
2/1/07 L 75-68 (h)	<b>George Washington (1-0)</b>								<b>Howard (2-0)</b>				
1/7/07 L 71-62 (a)	12/28/10 W 83-62 (h)					2/9/91 W 78-58 (h)							
2/17/06 L 68-61 (a)	<b>Georgia (0-2)</b>								11/27/87 W 81-58 (n)				
2/9/06 L 79-54 (h)	1/15/06 L 74-59 (n)					<b>Idaho (0-1)</b>							
1/27/05 W 62-57 (h)	2/20/82 L 91-51 (a)					2/22/84 L 68-66 (n)							
1/9/05 L 65-56 (a)	<b>Georgia Southern (2-0)</b>								<b>Idaho State (1-0)</b>				
12/19/92 L 64-61 (h)	1/31/91 W 89-66 (h)					3/17/11! W 70-41 (n)							
1/23/91 L 71-69 (a)	1/19/91 W 86-79 (a)					<b>Illinois (0-2)</b>							
12/19/91 L 76-62 (h)	<b>Georgia State (5-3)</b>								12/30/87 L 85-83 (h)				
2/17/90 L 95-66 (a)	11/10/06 W 68-60 (h)					12/14/85 L 73-47 (n)							
12/11/88 W 88-79 (h)	1/24/91 W 68-49 (h)					<b>Illinois-Chicago (1-0)</b>							
11/26/88 W 96-85 (n)	12/4/90 W 85-60 (a)					12/16/89 W 70-41 (h)							
1/29/87 W 80-73 (a)	2/24/84 L 88-79 (n)					<b>Illinois State (2-0)</b>							
12/15/86 L 75-74 (h)	1/7/83 W 71-66 (n)					11/28/14 W 95-44 (h)							
2/25/85 W 74-67 (a)	12/19/82 L 83-69 (n)					3/22/90 W 85-83 (n)							
12/15/84 W 79-65 (h)	2/22/82 W 72-66 (a)					<b>Indiana (1-1)</b>							
1/13/84 L 76-64 (a)	12/29/81 L 63-60 (h)					12/5/08 L 69-54 (h)							
3/5/82 L 84-80 (n)	<b>Georgia Tech (12-13)</b>								11/25/06 W 79-70 (h)				
2/13/82 L 66-52 (a)	2/15/15 W 64-59 (h)					<b>IUPUI (1-0)</b>							
12/12/81 L 77-74 (h)	2/9/14 L 89-87 (h)					11/23/01 W 72-58 (h)							
2/27/81 W 79-70 (n)	2/24/13 L 68-64 (a)					<b>Iona (1-0)</b>							
1/13/81 L 62-55 (h)	1/17/13 W 71-65 (h)					11/18/01 W 71-52 (h)							
12/6/80 L 87-73 (a)	1/9/12 W 77-65 (a)					<b>Iowa (0-4)</b>							
2/22/80 L 72-61 (n)	2/27/11 W 70-59 (a)					3/22/15! L 88-70 (a)							
1/22/80 L 93-74 (a)	1/30/11 W 84-74 (h)					3/24/13! L 69-53 (a)							
12/14/79 L 82-64 (h)	2/21/10 L 77-73 (h)					2/10/86 L 75-46 (a)							
1978-79 L 73-57 (n)	1/27/10 L 80-73 (a)					11/29/85 L 83-63 (n)							
1978-79 L 74-64 (h)	1/29/09 L 68-42 (a)					<b>! NCAA Tournament</b>							
1978-79 L 79-53 (a)	1/12/09 L 60-50 (h)					<b>Jackson State (1-1)</b>							
2/24/78 L 66-56 (n)	3/6/08* L 76-49 (n)					12/1/06 W 77-50 (h)							
1974-75 L 59-45 (n)	2/7/08 W 54-52 (h)					12/29/81 L 71-45 (h)							
<b>Florida Tech (2-3)</b>				1/13/08 L 68-65 (a)									
2/7/76 W 60-55 (n)	2/24/13 L 68-64 (a)												
1/17/76 L 60-57 (h)	1/17/13 W 71-65 (h)												
1974-75 W 53-32 (n)	1/9/12 W 77-65 (a)												
2/27/74 L 36-41 (n)	2/27/11 W 70-59 (a)												
2/26/73 L 38-31 (n)	1/30/11 W 84-74 (h)												
<b>Fordham (2-0)</b>				2/21/10 L 77-73 (h)									
11/23/07 W 57-40 (h)	1/27/10 L 80-73 (a)												
1/8/85 W 92-73 (h)	1/29/09 L 68-42 (a)												
<b>Furman (1-0)</b>				1/12/09 L 60-50 (h)									
11/21/99 W 88-46 (h)	3/6/08* L 76-49 (n)												
<b>Gardner-Webb (2-0)</b>				2/7/08 W 54-52 (h)									
3/20/11! W 80-62 (n)	1/13/08 L 68-65 (a)												
11/19/04 W 65-47 (h)	3/1/07* L 66-52 (n)												
<b>! NCAA Tournament</b>				2/15/07 L 66-45 (h)									
				1/15/07 L 52-37 (a)									
				3/2/06* L 79-62 (n)									
				2/26/06 W 90-85 (h)									
				1/5/06 W 75-63 (a)									
				3/4/05* W 60-58 (n)									
				1/23/05 L 62-46 (h)									
				3/13/02 W 73-64 (a)									
				12/30/91 W 78-63 (h)									
				12/15/80 W 86-80 (h)									
				<b>* ACC Tournament</b>									
				<b>Gonzaga (1-1)</b>									
				3/19/11! L 65-54 (a)									

HISTORY



# Miami Women's Basketball All-Time Series Results

<b>Jacksonville (1-1)</b>				1/21/10	W	80-77	(a)	12/2/80	W	75-51	(h)
12/6/14	W	65-36	(h)	3/1/09	L	89-65	(h)	2/28/80	L	60-57	(a)
11/13/07	L	72-64	(h)	1/31/08	L	90-50	(a)	12/11/79	W	84-71	(h)
<b>James Madison (1-0)</b>				1/10/07	L	111-53	(h)	1978-79	W	66-60	(h)
1/4/90	W	72-53	(n)	2/1/06	L	88-77	(a)	2/18/78	L	69-59	(n)
<b>Kansas (0-2)</b>				2/17/05!	L	70-65	(h)	2/7/78	L	53-46	(a)
12/28/90	L	76-48	(h)	3/21/04	L	86-85	(n)	1/20/78	W	73-69	(h)
12/31/79	L	101-62	(h)	12/29/02	W	97-66	(h)	2/7/77	L	56-50	(a)
<b>Kennesaw State (1-0)</b>				2/11/93	L	67-57	(a)	1/26/77	W	42-39	(h)
11/12/10	W	93-39	(h)	1/4/87	L	84-64	(n)	2/7/76	L	62-60	(n)
<b>Kentucky (1-5)</b>				! NCAA Tournament				1/20/76	L	49-40	(a)
12/1/01	L	60-57	(a)	<b>Maryland-Eastern Shore (2-0)</b>				1974-75	W	60-52	(a)
12/19/00	W	74-59	(h)	11/27/04	W	88-64	(n)	2/12/74	W	48-47	(a)
3/23/90	L	80-68	(n)	1/14/87	W	82-61	(h)	2/8/73	L	56-26	(a)
12/9/89	L	80-71	(n)	<b>Marymack College (MO) (0-1)</b>				<b>Miami (Ohio) (2-0)</b>			
12/6/86	L	71-55	(h)	1/3/76	L	63-53	(h)	11/20/10	W	96-64	(h)
2/8/86	L	108-53	(a)	<b>Massachusetts (2-0)</b>				1/3/10	W	75-61	(a)
<b>Lamar (2-1)</b>				11/28/09	W	63-57	(h)	<b>Michigan (2-2)</b>			
1/11/85	W	89-54	(h)	1/9/90	W	76-58	(a)	3/31/10^	W	76-59	(a)
12/2/83	W	71-62	(h)	<b>Memphis (1-1)</b>				11/19/07	L	65-50	(h)
1/1/80	L	78-56	(h)	11/27/84	L	91-74	(a)	12/3/06	L	60-55	(a)
<b>Lawrence (1-0)</b>				1/4/84	W	76-73	(h)	12/28/89	W	72-64	(h)
12/14/82	W	74-34	(h)	<b>Mercer (5-2)</b>				^ WNIT			
<b>Lehigh (1-0)</b>				2/14/91	L	80-71	(a)	<b>Michigan State (2-2)</b>			
12/27/01	W	76-49	(h)	1/26/91	L	86-83	(h)	12/1/11	W	76-60	(a)
<b>Lipscomb (1-0)</b>				2/19/90	W	84-62	(h)	12/29/90	L	79-73	(h)
1/1/11	W	91-52	(h)	2/2/89	W	75-47	(a)	12/19/86	L	63-52	(a)
<b>Long Beach State (1-0)</b>				12/21/88	W	93-62	(h)	12/30/84	W	78-68	(h)
11/27/09	W	83-66	(h)	12/17/85	W	71-57	(h)	<b>Middle Tennessee (1-2)</b>			
<b>LIU-Brooklyn (1-0)</b>				12/30/81	W	68-67	(h)	11/17/14	L	53-48	(a)
1/17/95	W	74-59	(h)	<b>Miami-Dade Downtown (6-0)</b>				11/15/13	L	61-55	(h)
<b>Longwood (1-0)</b>				2/10/77	W	67-45	(h)	12/30/80	W	80-74	(h)
11/27/11	W	92-43	(h)	1/13/77	W	75-56	(a)	<b>Millikin (1-0)</b>			
<b>Loyola Marymount (1-0)</b>				2/3/76	W	71-38	(h)	1/2/83	W	66-62	(h)
12/29/04	W	78-67	(h)	1/22/76	W	74-54	(a)	<b>Minnesota (1-3)</b>			
<b>LSU (1-3)</b>				1974-75	W	58-26	(h)	12/30/01	L	80-65	(h)
12/29/14	W	76-71	(h)	1974-75	W	65-21	(a)	11/28/87	L	76-72	(a)
12/19/07	L	63-52	(n)	<b>Miami-Dade New World (11-0)</b>				12/22/86	W	77-64	(h)
1/10/86	L	54-94	(n)	2/10/81	W	72-57	(a)	12/05/13	L	74-67	(a)
1/16/85	L	62-67	(h)	12/10/80	W	82-55	(h)	<b>Mississippi (4-3)</b>			
<b>Louisiana-Monroe (1-0)</b>				2/14/80	W	85-19	(n)	12/10/11	W	76-48	(h)
12/16/11	W	103-39	(h)	1/10/80	W	89-54	(h)	12/21/10	W	82-46	(a)
<b>Louisiana Tech (0-2)</b>				12/10/79	W	98-35	(a)	12/15/07	L	65-52	(h)
3/5/87	L	76-58	(h)	1978-79	W	81-63	(a)	12/21/06	L	82-64	(a)
1/25/86	L	81-40	(a)	1978-79	W	79-54	(n)	12/29/05	W	79-70	(h)
<b>Louisville (1-1)</b>				1978-79	W	52-35	(h)	1/3/91	W	66-64	(n)
1/25/15	L	68-55	(a)	2/17/78	W	54-41	(n)	12/31/85	L	79-61	(h)
1/11/89	W	59-58	(a)	2/13/78	W	67-41	(h)	<b>Mississippi State (0-1)</b>			
<b>Maine (1-2)</b>				1/16/78	W	63-57	(a)	2/27/87	L	81-67	(n)
12/29/07	L	54-53	(h)	<b>Miami-Dade North (12-8)</b>				<b>Missouri (2-0)</b>			
12/28/97	W	91-78	(h)	2/23/81	W	58-48	(a)	11/30/13	W	74-68	(h)
1/13/88	L	76-56	(a)	1/22/81	W	80-60	(h)	1/5/85	W	82-81	(n)
<b>Manhattan (1-0)</b>				2/15/80	W	55-52	(a)	<b>UMKC (1-1)</b>			
11/24/95	W	74-66	(h)	12/8/79	W	90-66	(a)	1/9/91	L	53-44	(a)
<b>Manhattanville (1-0)</b>				12/1/79	W	77-56	(h)	2/9/90	W	70-58	(h)
1/9/77	W	48-46	(h)	1978-79	W	86-44	(a)	<b>Monmouth (1-0)</b>			
<b>Maryland (5-10)</b>				1978-79	W	97-61	(a)	11/28/86	W	82-73	(n)
2/13/14	L	67-52	(h)	1978-79	W	74-42	(h)	<b>Montana (1-1)</b>			
1/10/13	L	84-62	(a)	1/25/78	W	88-34	(a)	12/16/06	W	55049	(h)
2/12/12	W	76-74	(a)	2/22/77	W	75-68	(h)	12/20/05	L	83-74	(a)
1/12/12	W	75-63	(h)	1/24/77	L	106-69	(a)	<b>Morehead State (1-0)</b>			
2/10/11	W	83-75	(h)	2/11/76	L	64-49	(a)	11/22/03	W	93-54	(a)
				1/27/76	L	80-58	(h)	<b>Morgan State (2-0)</b>			
				1974-75	L	54-46	(a)	12/28/13	W	80-42	(h)
				1974-75	W	44-38	(h)	12/30/10	W	74-47	(h)
				1974-75	L	65-49	(n)	<b>Morris Brown (1-0)</b>			
				2/18/74	L	38-36	(a)	11/25/02	W	111-44	(h)
				2/13/74	W	29-23	(h)				
				2/22/73	L	47-36	(a)				
				1/9/73	L	37-21	(h)				
				<b>Miami-Dade South (7-8)</b>							
				2/3/81	L	63-60	(a)				

# Miami Women's Basketball All-Time Series Results

**Murray State (2-0)**  
 1/4/91 W 82-60 (n)  
 1/4/85 W 73-62 (h)

**Nebraska (0-3)**  
 11/17/10 L 99-85 (a)  
 12/5/09 L 76-71 (h)  
 12/30/82 L 76-74 (h)

**New Hampshire (1-0)**  
 12/28/00 W 70-61 (h)

**New Mexico (1-1)**  
 12/29/13 W 67-50 (h)  
 3/22/03 L 91-85 (n)

**New Orleans (1-0)**  
 11/26/84 W 77-57 (n)

**Niagara (1-0)**  
 12/1/89 W 88-52 (h)

**Nicholls State (1-0)**  
 11/24/06 W 85-42 (h)

**Norfolk State (1-0)**  
 11/14/08 W 91-42 (h)

**North Carolina (6-13)**  
 2/22/15 L 66-65 (h)  
 2/2/14 W 83-80 (a)  
 1/27/13 L 64-62 (h)  
 2/8/12 W 61-37 (h)  
 1/2/12 L 65-63 (a)  
 3/5/11\* L 83-57 (n)  
 2/13/11 W 78-66 (a)  
 2/4/10 W 80-69 (h)  
 2/29/09 L 90-76 (a)  
 2/21/08 L 79-61 (h)  
 2/18/07 L 93-70 (a)  
 1/9/06 L 90-57 (h)  
 3/15/05 L 64-57 (n)  
 1/17/05 L 83-52 (a)  
 3/21/92! W 86-72 (h)  
 2/29/88 W 75-69 (a)  
 1/29/87 L 89-71 (h)  
 11/25/83 L 77-65 (n)  
 1/17/81 L 75-61 (n)  
 \* ACC Tournament ! NCAA Tournament

**North Carolina A&T (2-0)**  
 3/25/10^ W 84-77 (h)  
 12/28/05 W 104-65 (h)  
 ^ WNIT

**UNC Greensboro (1-0)**  
 11/27/10 W 78-60 (h)

**NC State (8-10)**  
 2/19/15 L 68-65 (a)  
 1/19/14 W 80-71 (h)  
 2/21/13 W 59-55 (a)  
 12/20/12 W 79-53 (h)  
 2/16/12 W 73-61 (a)  
 1/5/12 W 78-68 (h)  
 3/4/11\* W 93-85 (n)  
 1/27/11 W 84-77 (h)  
 2/14/10 L 66-64 (a)  
 1/22/09 W 72-60 (h)  
 2/14/08 L 51-45 (a)  
 2/24/07 L 77-53 (h)  
 1/26/06 L 83-77 (a)  
 2/14/05 L 71-68 (h)  
 1/20/05 L 73-59 (a)  
 12/19/99 L 80-60 (h)  
 11/26/83 L 60-54 (a)  
 1/16/81 L 97-50 (a)  
 \* ACC Tournament

**North Florida (4-0)**  
 11/21/14 W 81-53 (h)  
 11/8/13 W 79-39 (h)

11/9/12 W 77-24 (h)  
 12/31/09 W 80-36 (h)

**North Dakota State (1-0)**  
 1/1/84 W 64-61 (h)

**Louisiana-Monroe (0-1)**  
 12/30/85 L 88-62 (h)

**Northern Illinois (1-1)**  
 2/6/88 W 88-80 (h)  
 2/9/87 L 77-72 (a)

**Northwestern (1-1)**  
 11/21/01 W 86-69 (h)  
 11/24/00 L 56-48 (a)

**Northwestern State (1-0)**  
 12/3/88 W 92-89 (n)

**Notre Dame (4-15)**  
 3/6/15\* L 77-61 (n)  
 1/8/15 W 78-63 (h)  
 1/23/14 L 79-52 (a)  
 2/25/04 L 93-58 (a)  
 1/28/04 L 59-50 (h)  
 1/11/03 W 80-70 (a)  
 1/2/02 L 69-65 (h)  
 2/20/01 L 81-54 (a)  
 1/22/00 L 76-54 (h)  
 3/5/00 L 67-52 (a)  
 2/23/99 L 89-62 (a)  
 2/3/98 W 77-76 (h)  
 1/8/98 L 75-47 (a)  
 1/29/97 L 72-71 (h)  
 2/20/96 L 86-70 (a)  
 1/27/96 L 67-50 (h)  
 1/7/88 L 83-68 (h)  
 2/7/87 W 62-61 (a)  
 1/5/86 L 59-53 (h)  
 \* ACC Tournament

**Oakland (3-0)**  
 11/14/14 W 66-53 (h)  
 11/19/13 W 86-68 (a)  
 11/26/05 W 78-65 (h)

**Ohio State (0-2)**  
 12/27/86 L 79-75 (h)  
 12/17/82 L 91-63 (n)

**Oklahoma (2-2)**  
 3/22/11! L 88-83 (n)  
 12/20/97 L 67-62 (a)  
 12/29/88 W 69-66 (h)  
 ! NCAA Tournament

**Oklahoma State (1-1)**  
 12/19/98 W 62-60 (h)  
 1/2/91 W 74-71 (n)  
 3/15/89! L 93-69 (a)  
 ! NCAA Tournament

**Old Dominion (0-3)**  
 12/1/96 L 94-55 (a)  
 1/9/88 L 93-79 (h)  
 1/13/86 L 86-64 (a)

**Oral Roberts (1-1)**  
 12/19/96 W 69-49 (h)  
 12/17/79 L 68-58 (h)

**Oregon (0-1)**  
 11/26/04 L 79-73 (n)

**Penn (1-0)**  
 1/01/14 L 67-66 (h)

**Penn State (1-0)**  
 11/29/12 W 69-65 (h)

**Pepperdine (1-0)**

2/26/84 W 67-43 (n)

**Pittsburgh (17-9)**  
 2/1/15 L 81-66 (a)  
 3/2/14 W 67-54 (h)  
 1/17/04 W 77-68 (h)  
 1/22/03 W 79-76 (a)  
 2/2/02 W 77-61 (h)  
 2/17/01 W 96-69 (h)  
 1/30/01 L 84-74 (a)  
 2/29/00 W 80-60 (h)  
 1/10/99 L 63-61 (a)  
 1/2/99 W 75-60 (h)  
 1/24/98 W 72-55 (h)  
 3/1/97 W 64-50 (n)  
 2/12/97 W 89-61 (h)  
 1/6/97 L 64-59 (a)  
 3/2/96 L 52-49 (n)  
 12/22/95 W 73-63 (a)  
 2/1/95 W 54-50 (h)  
 1/7/95 L 73-61 (a)  
 3/5/94 L 70-60 (n)  
 2/2/94 L 59-53 (h)  
 1/9/94 L 71-66 (a)  
 3/1/93 W 77-65 (h)  
 1/29/93 W 55-50 (a)  
 2/11/92 W 79-64 (h)  
 1/11/92 W 73-54 (a)  
 12/31/82 W 79-75 (h)

**Prairie View A&M (1-0)**  
 11/17/11 W 107-26 (h)

**Portland State (1-0)**  
 2/16/91 W 84-63 (h)

**Providence (18-6)**  
 3/28/10^ W 73-65 (a)  
 3/2/04 W 81-62 (h)  
 1/20/04 W 86-67 (a)  
 2/22/03 W 77-64 (h)  
 2/23/02 L 69-64 (a)  
 1/17/01 L 77-60 (h)  
 2/12/00 W 71-66 (a)  
 1/13/99 W 85-63 (h)  
 2/10/98 W 90-79 (a)  
 12/6/97 W 97-70 (h)  
 1/12/97 W 60-56 (a)  
 1/31/96 W 74-73 (h)  
 1/4/96 L 81-60 (a)  
 2/25/95 L 76-72 (a)  
 1/21/95 W 80-78 (h)  
 2/23/95 L 78-62 (a)  
 1/3/94 W 65-63 (h)  
 3/8/93 W 76-55 (a)  
 2/6/93 W 85-65 (h)  
 1/5/93 W 64-52 (a)  
 3/8/92 W 82-70 (n)  
 2/16/92 W 95-69 (h)  
 11/13/92 W 87-83 (a)  
 12/28/83 L 70-60 (h)  
 ^ WNIT

**Purdue (2-3)**  
 12/19/91 W 65-63 (h)  
 11/25/90 L 86-56 (a)  
 1/4/89 L 79-65 (a)  
 11/29/86 L 69-68 (n)  
 12/31/84 W 69-64 (h)

**Quinnipiac (2-0)**  
 12/28/09 W 93-48 (h)  
 11/29/02 W 87-56 (n)

**Radford (2-0)**  
 11/24/12 W 75-58 (h)  
 1/2/01 W 83-48 (h)

**Rhode Island (0-2)**  
 1/4/94 L 56-54 (n)  
 1/11/86 L 66-65 (n)

HISTORY

# Miami Women's Basketball All-Time Series Results

<b>Rice (1-1)</b>				<b>San Diego State (1-0)</b>				2/2/80	W	72-55	(h)
3/12/99^	L	65-58	(a)	12/29/85	W	88-51	(h)	1/26/80	L	81-76	(n)
1/28/83	W	87-57	(n)					1/19/80	W	84-72	(a)
^WNIT				<b>San Francisco (1-0)</b>				1/20/79	L	72-33	(a)
				11/19/06	W	69-59	(a)	2/22/79	L	85-45	(n)
<b>Richmond (2-1)</b>								1/27/78	L	84-47	(h)
11/12/12	W	69-63	(a)	<b>Santa Clara (2-0)</b>				1/28/77	L	59-46	(a)
12/2/03	W	80-73	(h)	11/29/08	W	60-44	(h)	2/27/76	L	71-46	(n)
11/10/13	L	57-50	(h)	11/15/06	W	85-83	(a)	2/6/76	W	59-52	(n)
								*Great Alaska Shootout			
<b>Robert Morris (1-0)</b>				<b>Siena (1-0)</b>				<b>Southern Illinois (1-0)</b>			
1/3/83	W	56-45	(h)	12/3/05	W	76-47	(h)	12/20/95	W	70-61	(h)
<b>Rutgers (8-13)</b>				<b>Seton Hall (13-9)</b>				<b>SIU-Edwardsville (2-0)</b>			
12/16/12	L	42-34	(a)	2/21/04	W	81-43	(h)	2/7/10	W	85-60	(h)
12/5/11	W	92-81 (2OT)	(h)	2/26/03	L	78-71	(a)	2/4/09	W	83-72	(a)
1/31/04	L	76-69	(h)	1/19/02	W	56-54	(h)				
3/9/03	W	77-74	(a)	2/10/01	L	69-61	(a)	<b>SMU (0-1)</b>			
2/4/03	L	65-56	(a)	3/4/00	W	64-60	(h)	12/29/99	L	76-55	(h)
1/26/02	W	65-55	(h)	1/15/00	W	69-42	(a)				
1/5/02	W	67-53	(a)	2/17/99	W	66-52	(a)	<b>Southern Miss (1-1)</b>			
1/27/01	L	39-37	(h)	2/18/98	W	73-66	(h)	12/18/07	W	63-56	(n)
1/5/00	L	65-45	(a)	1/3/98	W	70-66	(a)	3/5/81	L	80-75	(a)
2/28/99	L	79-53	(a)	1/19/97	W	79-67	(h)				
2/10/99	L	66-57	(h)	2/27/96	W	67-60	(h)	<b>Louisiana-Lafayette (1-0)</b>			
1/5/99	L	68-54	(a)	1/13/96	L	69-62	(a)	1/6/84	W	84-78	(n)
3/2/98	L	81-62	(a)	3/4/95	L	66-50	(a)				
1/8/98	L	77-65	(a)	2/21/95	L	82-65	(h)	<b>Missouri State (1-0)</b>			
2/5/97	W	49-41	(a)	12/22/94	L	72-44	(a)	11/25/88	W	90-71	(n)
12/8/96	L	57-44	(h)	2/10/94	L	82-46	(h)				
1/17/96	W	58-45	(h)	1/13/94	L	93-50	(a)	<b>Stephen F. Austin (0-1)</b>			
12/8/91	W	72-53	(a)	2/27/93	W	72-60	(h)	1/5/90	L	69-62	(n)
12/8/90	L	67-57	(h)	1/3/93	L	73-59	(a)				
1/28/89	L	97-64	(a)	3/7/92	W	76-62	(n)	<b>Stetson (19-4)</b>			
2/4/84	W	63-58	(a)	2/5/92	W	68-46	(h)	3/20/14	L	70-63	(h)
				1/5/92	W	76-54	(a)	3/7/91	W	98-77	(n)
<b>St. Bonaventure (1-0)</b>				<b>South Alabama (0-1)</b>				2/20/91	W	77-63	(a)
12/2/00	W	71-51	(h)	11/22/80	L	74-51	(n)	1/12/91	W	112-74	(h)
<b>St. Francis Brooklyn (1-0)</b>				<b>South Carolina (0-2)</b>				1/13/90	W	88-69	(a)
11/29/13	W	78-57	(h)	11/28/93	L	71-68	(n)	2/13/89	W	69-63	(h)
<b>St. John's (18-6)</b>				2/28/83	L	66-56	(h)	2/8/88	W	67-63	(a)
2/10/04	W	85-74	(h)	<b>South Carolina State (0-1)</b>				1/21/87	W	77-65	(h)
1/3/04	W	79-60	(a)	12/3/83	L	73-69	(h)	2/16/85	W	77-46	(h)
2/8/03	W	69-54	(h)	<b>Southern (1-0)</b>				1/2/85	W	68-58	(a)
1/23/92	W	68-51	(a)	11/29/10	W	85-36	(h)	2/11/84	W	80-62	(a)
2/14/01	W	80-43	(h)	<b>USF (29-11)</b>				1/28/84	W	79-52	(h)
1/13/01	W	67-51	(a)	11/25/11*	W	92-72	(n)	1/7/84	W	89-54	(a)
1/8/00	W	68-47	(a)	11/25/03	W	62-55	(a)	2/5/83	W	83-61	(h)
2/20/99	W	83-51	(h)	11/22/02	W	60-49	(h)	1/14/83	W	77-64	(a)
12/30/98	L	76-72	(a)	11/27/01	L	76-68	(a)	3/4/82	W	75-60	(n)
1/17/98	W	72-60	(h)	12/16/00	W	73-51	(h)	2/6/82	W	75-67	(h)
1/25/97	W	71-48	(h)	11/20/97	W	55-52	(n)	1/15/82	W	95-65	(a)
12/4/96	L	61-44	(a)	11/23/96	W	58-30	(a)	2/14/81	W	70-58	(h)
2/3/96	W	62-54	(a)	12/1/95	W	73-68	(h)	2/8/80	L	72-50	(a)
2/11/95	W	60-56	(a)	12/3/94	L	74-65	(n)	1978-79	L	60-44	(a)
1/14/95	L	73-63	(h)	3/3/90	W	72-59	(h)	1978-79	L	66-57	(n)
1/30/94	L	68-67	(h)	1/18/90	W	89-72	(a)	2/6/77	W	74-59	(h)
1/15/94	W	80-72	(a)	3/4/89	L	85-82	(a)				
3/6/93	W	84-61	(n)	1/14/89	W	77-74	(h)	<b>Syracuse (18-7)</b>			
2/3/93	W	84-68	(a)	3/6/88	W	76-60	(a)	2/12/15	W	85-71	(a)
1/17/93	L	65-59	(h)	1/31/87	W	82-71	(h)	2/20/14	L	69-48	(h)
2/26/92	W	85-63	(h)	2/14/87	W	80-61	(h)	2/18/04	W	85-65	(a)
1/23/92	W	58-57	(a)	1/17/87	L	684-62	(a)	3/8/03	W	77-64	(n)
12/28/84	W	73-59	(h)	3/1/86	W	53-48	(h)	1/25/03	L	62-59	(h)
2/2/84	L	79-69	(a)	2/15/86	W	82-59	(a)	1/8/03	W	85-68	(a)
				1/25/85	W	91-65	(h)	1/16/02	W	75-71	(h)
<b>St. Joseph's (Pa.) (1-1)</b>				12/7/84	W	68-62	(a)	2/24/01	L	62-61	(a)
1/2/85	W	68-65	(h)	1/20/84	W	88-68	(a)	2/26/00	W	66-64	(h)
1/4/81	L	73-52	(a)	12/7/83	W	81-64	(h)	12/8/98	W	68-52	(h)
				2/12/83	L	64-63	(a)	2/7/98	W	58-56	(h)
<b>St. Mary's (0-1)</b>				12/11/82	W	75-63	(h)	1/6/98	L	87-75	(a)
11/17/06	L	69-68	(a)	1/16/82	W	60-48	(a)	2/22/97	W	64-53	(a)
<b>St. Peter's (NJ) (1-0)</b>				11/23/81	W	87-52	(h)	2/17/96	W	84-60	(h)
3/17/93!	W	61-44	(h)	2/26/81	W	69-47	(n)	1/20/96	L	69-60	(a)
! NCAA Tournament				1/9/81	W	59-41	(a)	2/18/95	W	67-65	(h)
<b>Samford (1-0)</b>				11/24/80	W	78-60	(h)	1/18/95	W	65-54	(a)
11/18/05	W	72-51	(h)	2/21/80	W	84-77	(a)	2/20/94	L	58-41	(a)
								1/19/94	W	59-62	(h)
								2/3/93	W	60-40	(h)
								1/17/93	W	65-53	(a)
								2/23/92	W	79-66	(a)

# Miami Women's Basketball All-Time Series Results

1/21/92	W	74-52	(h)
12/27/90	W	68-53	(h)
12/30/88	L	78-62	(h)

**Tampa (5-1)**

2/10/84	W	73-64	(a)
12/17/83	W	82-57	(h)
12/18/82	W	77-68	(n)
1/30/82	W	81-33	(h)
1978-79	W	56-49	(a)
1/29/77	L	50-45	(a)

**Temple (3-1)**

1/2/00	W	64-44	(h)
11/2/89	W	79-73	(n)
12/28/86	W	77-70	(h)
1/14/84	L	87-69	(n)

**Tennessee (0-2)**

11/18/12	L	79-67	(h)
11/15/11	L	92-76	(a)

**Tennessee-Martin (0-1)**

12/15/82	L	85-81	(n)
----------	---	-------	-----

**Texas (1-2)**

12/29/09	L	76-65	(h)
12/9/01	W	57-55	(n)
2/17/86	L	112-43	(a)

**Texas A&M (2-0)**

12/19/02	W	84-58	(h)
2/9/85	W	75-62	(a)

**TCU (1-0)**

11/21/04	W	68-57	(h)
----------	---	-------	-----

**Texas-Pan American (1-0)**

11/11/11	W	83-37	(h)
----------	---	-------	-----

**Texas State (1-0)**

2/16/06	W	92-67	(h)
---------	---	-------	-----

**Texas Southern (3-0)**

12/18/92	W	98-41	(h)
12/31/91	W	85-48	(h)
12/14/90	W	73-65	(h)

**Texas Tech (0-2)**

12/6/04	L	109-49	(n)
12/30/92	L	75-74	(h)

**Toledo (3-1)**

12/28/03	W	68-57	(h)
12/15/90	L	59-58	(h)
1/9/89	W	66-52	(a)
12/31/83	W	88-77	(h)

**Tulane (1-3)**

12/19/14	L	70-65	(a)
11/28/99	L	75-66	(h)
11/22/98	L	63-56	(a)
3/7/87	W	76-72	(h)

**Tulsa (1-0)**

11/29/14	W	69-57	(h)
----------	---	-------	-----

**UCLA (1-0)**

12/18/14	W	74-67	(n)
----------	---	-------	-----

**Upper Iowa (1-0)**

1/6/80	W	70-39	(h)
--------	---	-------	-----

**Valparaiso (1-0)**

12/18/93	W	77-59	(h)
----------	---	-------	-----

**Vanderbilt (1-1)**

12/29/03	W	79-57	(h)
3/26/92!	L	77-67	(n)

! NCAA Tournament

**Villanova (9-13)**

1/7/04	W	58-55	(a)
3/10/03	L	65-59	(n)
2/1/03	L	61-55	(h)
3/3/02	L	68-49	(n)
1/29/02	L	80-52	(a)
2/27/01	L	60-59	(h)
1/26/00	L	44-34	(a)
1/23/99	L	56-54	(a)
2/21/98	W	67-64	(h)
1/14/98	L	68-67	(a)
2/2/96	W	70-56	(h)
2/10/96	L	51-47	(a)
1/7/96	L	59-53	(h)
2/5/95	L	72-59	(h)
1/4/95	L	64-51	(a)
2/6/94	W	64-60	(a)
1/6/94	W	64-40	(h)
3/7/93	W	67-49	(n)
2/20/93	W	57-52	(a)
1/21/93	W	64-53	(a)
3/1/92	W	84-67	(h)
1/26/92	W	75-50	(a)

**Virginia (7-8)**

3/5/15*	W	62-52	(n)
1/21/15	W	67-58	(h)
2/27/14	W	83-63	(a)
1/20/13	L	62-52	(a)
1/6/13	W	58-52	(h)
1/19/12	W	56-53	(a)
1/6/11	W	82-73	(a)
2/11/10	L	69-63	(h)
2/19/09	L	84-75	(a)
1/21/08	L	79-68	(h)
2/4/07	L	73-60	(a)
3/22/06^	L	83-72	(a)
1/22/06	L	77-68	(h)
2/10/05	W	66-60	(a)
12/28/87	L	78-69	(h)
^ WNIT			

**VCU (1-0)**

12/29/11	W	91-61	(h)
----------	---	-------	-----

**Virginia Tech (14-6)**

2/5/15	W	42-39	(h)
1/11/15	W	62-45	(a)
1/12/14	W	64-62	(a)
3/7/13	W	45-39	(n)
3/3/13	W	64-46	(a)
2/3/13	W	68-42	(h)
1/23/12	W	79-48	(h)
1/9/11	W	69-56	(a)
1/24/10	L	73-69	(h)
2/12/09	W	59-56	(a)
2/11/08	L	81-73	(h)
1/25/07	L	78-71	(a)
1/29/06	W	77-62	(h)
2/27/05	L	90-45	(a)
2/6/05	W	78-67	(h)
2/14/04	W	65-56	(a)
1/28/03	W	67-66	(h)
2/20/02	W	55-53	(h)
2/5/02	L	72-60	(a)
1/7/01	L	64-51	(a)

**Wake Forest (8-8)**

2/26/15	L	60-59	(a)
2/23/14	W	72-64	(h)
1/4/14	W	84-53	(a)
1/24/13	W	79-78	(a)
3/2/12*	L	81-74	(n)
1/26/11	W	64-39	(h)
2/21/11	W	74-46	(h)
3/4/10*	L	66-65	(n)
1/17/10	L	67-64	(a)
2/1/09	L	78-69	(h)
2/24/08	L	50-45	(a)
2/8/07	W	77-51	(h)
1/5/06	W	79-71	(a)

1/9/05	L	78-63	(h)
11/27/93	L	74-65	(n)
1/8/83	W	81-65	(n)
*ACC Tournament			

**Washington (1-1)**

3/20/15!	W	86-80	(n)
12/29/89	L	85-68	(h)
! NCAA Tournament			

**Weber State (1-0)**

11/28/03	W	82-60	(n)
----------	---	-------	-----

**West Point (1-0)**

1/7/80	W	73-62	(h)
--------	---	-------	-----

**West Virginia (12-3)**

2/28/04	W	82-74	(h)
2/15/03	L	100-84	(a)
1/8/02	L	57-52	(a)
12/4/01	W	69-53	(h)
2/7/01	W	84-68	(h)
2/15/00	W	77-55	(h)
2/5/00	W	70-50	(a)
2/27/99	W	86-69	(n)
2/3/99	W	98-73	(h)
2/24/98	W	90-69	(a)
12/31/97	W	74-72	(h)
1/22/97	L	75-70	(a)
2/8/96	W	88-69	(a)
1/25/96	W	77-58	(h)
12/28/80	W	89-87	(h)

**Western Illinois (1-0)**

1/4/83	W	80-63	(h)
--------	---	-------	-----

**Western Kentucky (2-4)**

1/21/01	L	82-75	(h)
1/11/00	L	75-68	(a)
1/7/99	L	75-61	(h)
3/20/93	L	78-63	(a)
1/2/84	W	65-58	(h)
1/1/81	W	76-65	(h)

**Western Michigan (2-0)**

12/29/00	W	64-51	(h)
11/23/90	W	94-72	(a)

**William & Mary (1-0)**

12/28/02	W	85-57	(h)
----------	---	-------	-----

**Wisconsin (2-0)**

12/4/14	W	66-54	(h)
12/29/12	W	67-44	(h)

**Wisc.-Green Bay (1-1)**

11/16/08	L	63-61	(h)
11/30/02	L	83-72	(a)

**Wisc.-Milwaukee (2-0)**

11/28/07	W	73-70	(a-OT)
11/13/06	W	78-71	(h)

**Yale (2-0)**

11/25/13	W	91-67	(h)
12/28/01	W	75-46	(h)

HISTORY

# Year-By-Year Coaching Records

Season	Coach	Overall	Conference	Record	Finish	Home	Away	Neutral	Postseason
1972-73	Barry Schimer	2-6	FAIAW	NA	5th	1-1	1-3	0-2	—
1973-74	Barry Schimer	6-3	FAIAW	NA	5th	2-0	4-1	0-2	—
1974-75	Barry Schimer	8-6	FAIAW	NA	2nd	3-0	3-2	2-4	—
1975-76	Shula Feuer	7-13	FAIAW	NA	5th	3-4	2-4	2-5	—
1976-77	Shula Feuer	9-11	FAIAW	NA	T-3rd	8-3	1-6	0-2	—
1977-78	Isabella Hutchinson	8-8	FAIAW	NA	5th	3-2	3-3	2-3	—
1978-79	Lin Dunn	10-13	FAIAW	NA	5th	5-3	4-5	1-5	—
1979-80	Lin Dunn	18-16	FAIAW	NA	T-3rd	9-7	7-6	2-3	—
1980-81	Lin Dunn	24-15	FAIAW	NA	1st	17-6	4-7	3-2	AIAW First Round
1981-82	Lin Dunn	19-10	FAIAW	NA	T-3rd	11-3	5-4	3-3	AIAW First Round
1982-83	Lin Dunn	14-13	—	—	—	8-5	3-5	3-3	—
1983-84	Lin Dunn	19-12	—	—	—	11-3	6-5	2-4	—
1984-85	Lin Dunn	21-7	—	—	—	16-1	4-4	1-2	—
1985-86	Lin Dunn	9-18	—	—	—	6-7	1-8	2-3	—
1986-87	Lin Dunn	15-15	—	—	—	9-6	3-4	3-5	—
1987-88	Ken Patrick	14-13	—	—	—	7-6	5-7	3-0	—
1988-89	Ferne Labati	21-8	—	—	—	11-1	7-7	3-0	NCAA First Round
1989-90	Ferne Labati	25-6	—	—	—	13-1	8-1	4-4	WNIT First Round
1990-91	Ferne Labati	20-10	NSWAC	9-3	1st	9-6	5-4	6-0	—
1991-92	Ferne Labati	30-2	BIG EAST	18-0	1st	17-0	11-1	2-1	NCAA Sweet 16
1992-93	Ferne Labati	24-7	BIG EAST	15-3	1st	13-3	9-4	2-0	NCAA Second Round
1993-94	Ferne Labati	10-17	BIG EAST	7-11	6th	7-5	2-8	1-4	—
1994-95	Ferne Labati	11-16	BIG EAST	8-10	6th	6-7	5-7	0-2	—
1995-96	Ferne Labati	14-13	BIG EAST	9-9	1st	10-6	4-6	0-1	—
1996-97	Ferne Labati	15-14	BIG EAST	8-10	T-2nd	8-5	5-8	2-1	—
1997-98	Ferne Labati	19-10	BIG EAST	13-5	2nd	12-1	5-8	2-1	NCAA First Round
1998-99	Ferne Labati	15-14	BIG EAST	9-9	T-6th	10-4	4-10	1-0	WNIT First Round
1999-00	Ferne Labati	14-15	BIG EAST	7-9	T-6th	9-7	4-6	1-2	—
2000-01	Ferne Labati	13-15	BIG EAST	6-10	T-8th	11-6	2-8	0-1	—
2001-02	Ferne Labati	19-12	BIG EAST	10-6	5th	12-3	5-8	2-1	WNIT First Round
2002-03	Ferne Labati	18-13	BIG EAST	8-8	7th	11-4	5-7	2-2	NCAA First Round
2003-04	Ferne Labati	22-7	BIG EAST	11-5	4th	12-2	7-3	3-2	NCAA First Round
2004-05	Ferne Labati	13-16	ACC	4-10	9th	9-5	2-9	2-2	—
2005-06	Katie Meier	17-13	ACC	6-8	6th	13-5	4-6	0-2	WNIT Second Round
2006-07	Katie Meier	11-19	ACC	2-12	11th	9-6	2-13	0-0	—
2007-08	Katie Meier	9-21	ACC	2-12	T-10th	6-13	2-6	1-2	—
2008-09	Katie Meier	13-17	ACC	2-12	T-10th	9-9	4-7	0-1	—
2009-10	Katie Meier	22-14	ACC	4-10	T-10th	13-6	9-7	0-1	WNIT Finals
2010-11	Katie Meier	28-5	ACC	12-2	T-1st	20-0	6-3	2-2	NCAA Second Round
2011-12	Katie Meier	26-6	ACC	14-2	2nd	16-0	9-5	1-1	NCAA Second Round
2012-13	Katie Meier	21-11	ACC	11-7	T-4th	15-3	5-7	0-2	NCAA First Round
2013-14	Katie Meier	16-15	ACC	8-8	8th	10-9	6-5	0-1	WNIT First Round
2014-15	Katie Meier	20-13	ACC	8-8	8th	15-3	2-9	3-1	NCAA Second Round
42 Seasons		689-508		211-189 (73-91 ACC)		425-177 (140-61 at BUC)	195-247	69-84	17 Postseasons (Ten NCAA Tournaments: 5-10)

## Coaching Awards

Lin Dunn	1980-81 NSWAC Coach of the Year
Ferne Labati	1991-92 BIG EAST Coach of the Year
Ferne Labati	1991-92 Kodak/WBCA National Coach of the Year
Katie Meier	2010-11 ACC Coach of the Year
Katie Meier	2010-11 Associated Press National Coach of the Year

## Coaching Records All-Time Coaching Records (by Wins)

Name	Year(s)	Seasons	Record	Pct.
Ferne Labati	1988-05	17	303-195	.608
Katie Meier	2005-present	10	183-134	.577
Lin Dunn	1978-87	9	149-119	.556
Barry Schimer	1972-75	3	16-15	.516
Shula Feuer	1975-77	2	16-24	.400
Ken Patrick	1987-88	1	14-13	.519
Isabella Hutchinson	1977-78	1	8-8	.500



# Hurricane Letterwinners

-A-	
Anderson, Sandra	1978-79
Archer, Selina	2010-11
Armour, Merren	1988-92
Audibert, Amy	2003-07
Arsova, Vera	2001-03
Athanas, Marecion	1972-73
-B-	
Baker, Debbie	1976-77
Barnes, Diane	2007-10
Barnhart, Beth	1995-99
Barnhart, Kathy	1974-75
Bell, Marci	1975-77
Bentoski, Pat	1979-80
Bjork, Sharon	1975-76
Blair, Briyana	2007-09
Blount, Gailyn	1972-75
Blue, Octavia	1994-98
Bodley, Martha	1998-02
Bolton, Wendy	1972-73
Bowers, Vicki	1988-92
Bowie, Pat	1978-79
Bowles, Joani	1983-85
Brant, Regina	1985-87
Broussard, Chanivia	2000-03
Brown, Maria	2010-14
Bullock, Chountelle	1986-89
Bullock, Sylvia	2008-12
Butler, Hope	1984-88
-C-	
Caffey, Chandra	1976-78
Capers, Jessica	2011-13
Castaneda, Jessie	1993-94
Castineira, Barbara	1976-80
Chiarelli, Ann	1972-73
Clark, Charmaine	2006-10
Clark, Dalia	1999-01
Clayton, Nanci	1985-90
Clement, Jeannine	1973-74
Collinson, Carly	1996-97
Colville, Julie	1985-86
Cunningham, LaToya	2005-09
Curtis, Marianne	2004-06
-D-	
Davenport, Erykah	2014-pres.
DelPrincipe, Laura	1983-84
Dennis, Caprice	2012-14
Denson, Brittany	2005-07
Dhahabu, Imani	2003-05
Dourney, Sue	1972-73
Drake, LaToya	2007-09
Drury, Shannon	1996-99
-E-	
East, Sue	1973-75
Edwards, Melissa	1985-89
Erman, Lisa	1981-83
Eskinazi-Budge, Selena	2004-06
Eyer, Sherri	1988-92
-F-	
Farber, Sue	1975-76
Farley, Margaret	1989-90
Faulkner, Maureen	1993-96
Feicht, Julie	1988-89
Fistel, Naomi	1973-74
Foote, Wendy	1974-78
Fowler, Kathryn	1998-02
Fuentes, Ana	1978-79
Fulmore, Cordelia	1983-85
-G-	
Gardner, Stephanie	2010-11
Gatlin, Rikiah	2008-09
Gering, Marjorie	1978-79
Grafentin, Debbie	1977-79
Graziani, Gina	1996-00
Greene, Nigja	2014-pres.
Grimsley, Albrey	2004-08
-H-	

Haight, Sue	1973-75
Hamilton, Sandra	1985-86
Harlow, Elaine	1986-90
Harmony, Robin	1980-84
Hartlaub, Alicia	1999-03
Harris, Carla	1990-93
Harris, Gwen	1980-84
Harris, Keyanna	2014-pres.
Hartman, Sue	1976-80
Harvey, Loretta	1980-84
Hayek, Katie	2002-06
Hayes, Keyona	2012-pres.
Hebert, Jeannie	1988-92
Henne, Jill	1993-97
Hester, Kathryn	2006-08
Hines, Saritta	1997-98
Hobgood, Tyler	2011-13
Holland, Allison	1977-79
Holmes, Jacquelyn	1972-74
Hope, Kym	1995-99
Hotchkiss, Mandy	1976-77
Hunter, Dana	1979-83
-I-	
Iacoboni, Tessa	1995-98
-J-	
Jackson, Deborah	1979-80
James, Lamese	2004-06;
	2007-09
James, Sheila	1998-02
James, Tamara	2002-06
Johnson, Christi	1989-90
Johnson, Shenise	2008-12
Jones, Debbie	1972-74
Jones, JoJuana	2004-05
Jones, Lisa	1988-90
Jones, Shay	1992-93;
	1994-96
Jordan, Jennifer	1994-96;
	1997-99
-K-	
Knight, Melissa	2001-06
Kunczt, Belinda	1989-91
-L-	
Lavrinovich, Ann	1980-81
Lewman, Lori	1983-85
Lichtenwalner, Kristin	1981-85
Lusinski, Kim	1975-77
-M-	
Maggs, Marguerite	1978-79
Maik, Galia	1991-94
Mapp, Donna	1981-83
Marincic, Tatjana	2002-06
Marshall, Debbie	1980-85
Martin, Tania	1985-87
McCarthy, Carolyn	1981-83
McCormick, Yalonda	2001-05
McCray, Johonna	1980-81;
	1982-83
McCrystal, Margaret	1976-79
McGarry, Ronnie	1990-94
McGraw, Toni	1987-88
McGuire, Suriya	2011-15
Melendez, Lisa	1991-92
Mendoza, Yasmin	1992-94
Metcalfe, Lauve	1972-73
Miller, Lynn	1972-73
Mitchell, Kathy	1978-79
Mitchell, Nickki	1992-94
Moore, Damisha	2007-09
Moss, Rochelle	1973-75
Motley, Adrienne	2013-pres
Mounts, Lorraine	1978-79
Mulkewicz, Nancy	1973-74
Mullin, Annette	1987-88
Murray, McChelle	1994-98
Murray, Sheron	1993-96
-N-	

Nagel, Bobbi	1975-76
Nando, Dona	1997-01
Nelson, Lori	1979-81
-O-	
Oates, Rachel	1997-98
Östh, Camilla	1997-01
Olson, Christine	1992-96
Osei, Lee Anna	2009-10
-P-	
Papuga, Amanda	1999-02
Phanord, Fallon	2001-05
Pier, Juli	1980-81; 1982-85
Plowden, Vicki	1990-93
Poorman, Jill	1979-82
Poulin, Michelle	1974-75
Prather, Khaila	2014-pres.
Presswood, Shannon	2000-01
-Q-	
Quevedo, Laura	2014-15
-R-	
Rayam, Linda	1974-75
Reid, Maurita	2006-08
Richardson, Dottie	1976-77; 1978-81
Rilinger, Holly	1992-93
Rivera, Maria	1984-88
Robinson, Heather	1994-95
Roos, Asa	1987-88
Roper, Nancy	1972-73
Rosales, Bianca	1997-98
Rubin, Barb	1974-77
Ruddell, Colleen	1984-88
-S-	
Saake, Meghan	1999-03
Sadler, Eboni	2006-07
Sanderson, Anita	1973-74
Sands, Kim	1974-75
Santiago, Lynda	1974-76
Saunders, Krystal	2010-14
Savage, Frances	1988-92
Schmid, Kate	1994-95
Schwitzer, Tara	2013-14
Segall, Nancy	1976-78
Serra, Sue	1975-76
Shaw, Hannah	2009-10
Simcox, Tina	1975-76
Slover, Melinda	1973-74
Smiley, Toni	1984-88
Smith, Iris	1984-86
Smith, Ruth	1987-88
Smith, Tracey	1977-78
Sos, Marcella	1974-75
Sours, Ashley	2008-09
Sterling, Necole	2013-15
Stroman, Morgan	2009-13
Surowich, Liz	1976-77
-T-	
Taft, Laurie	1972-75
Tantillo, Mary	1990-93
Taylor, Joyce	1979-82
Taylor, Renee	2005-07
Thomas, Desma	1992-94;
	1995-97
Thomas, Jessica	2013-pres
Thomas, Sue	1973-76
Thomasson, Erin	1985-87
Toomer, Tarla	1994-97
Trachten, Roberta	1977-78
Trifiro, Michelle	1974-76
-V-	
Vasciunaite, Vitalija	2007-2009
-W-	
Wade, Chris	1986-87
Wade, Linda	1983-84
Wagner, Nina	1991-95
Watson, Veronica	1992-94
Wells, Sandra	1979-80
Werb, Sue	1984-85

Whigham, Yolanda	2001-02
White, Betsy	1978-80
White, Christal	1998-00
Wilkins, Shaquana	2000-04
Wiley, Jean	1982-83
Williams, Carla	2006-08
Williams, Jassany	2013-15
Williams, Riquna	2008-12
Williams, Robin	1985-87
Williams, Shanel	2009-12
Wilson, Dellareese	1990-93
Wilson, Hutashi	2000-04
Wilson, Shawnice	2011-13
Wilson, Sylvia	1979-82
Wimes, Cassaundra	1994-96;
	1997-99
Wood, Tanya	1988-90
Woods, Michelle	2011-13;
	2014-pres.
Woodson, Epiphany	2007-09
Wygall, Wynn	1972-73
-Y-	
Yderstrom, Stefanie	2009-13
Young, Cami	1992-94
Young, Tanya	1991-95
-Z-	
Zaltz, Rinat	1994-95

# Retired/Honored Numbers

## MARIA RIVERA 1984-88

1988 Kodak/WBCA Honorable Mention All-American  
UM's Second All-Time Leading Scorer

As one of the most electric scorers ever to step on the court and play at the University of Miami, Maria Rivera left her mark at UM as a four-year standout with the Hurricanes. During her playing career from 1984-88, Rivera reached a level never before achieved at Miami and left UM as the school record holder in several categories, including career points with 2,358.

Rivera came to Miami by way of Canovana, Puerto Rico, where, at just the age of 14, she was named the 1978 Player of the Year by the Puerto Rican Olympic Committee before going on to star on the Puerto Rican 1979 and 1983 Pan American Teams.

From day one she showed an unprecedented desire to achieve at UM. Speaking only Spanish, Rivera borrowed \$2,000 dollars from a bank to enroll in an intense fast-paced English program to pass an English equivalency exam required to enroll at Miami, and just three months later she was on campus and playing for the Hurricanes.

Rivera averaged 18.7 points—the seventh highest single-season average in school history—and 5.3 assists, leading the Hurricanes in scoring in 13-of-28 games in 1984-85, her first season at UM. That season she showed what lay ahead on several occasions, including a school-record setting performance against Lamar where she hit 10-of-11 shots from the field and a 33-point outing against Florida. Following the conclusion of the regular season, she was named to the Women's Basketball Yearbook Freshman All-America Team.

The following season she stepped up her game, averaging 21.4 points, 4.4 rebounds and 3.3 assists per game. Her 21.4 points per game was the second-highest single-season average in UM history and her 579 points was the third-highest ever at Miami.

Rivera's junior season was highlighted by yet another impressive scoring output, averaging 20.9 points, which ranked third all-time at UM just behind her previous season's mark. That season was full of memorable achievements, including a then-career high 38-point game in UM's opener against Monmouth, but none were more exciting than when she surpassed former Hurricane Sylvia Wilson to become Miami's all-time leading scorer.

Rivera also put together a memorable senior campaign. Needing 29 points to break former men's basketball legend Rick Barry's UM basketball record of 2,298 points, Rivera scored 30 points in the first half of a February 25th contest with Central Florida en route to a then-school-record 41 points to become the University of Miami's all-time leading scorer in both men's and women's basketball.

Upon finishing her career with the Hurricanes, Rivera left as the school record-holder in 16 separate categories—including points (2,358), scoring average (21.1 ppg), steals (382) and field goals made (891) and attempted (1,931) to firmly ensure her place as one of the greatest basketball players to ever play at the University of Miami.

## FRANCES SAVAGE 1988-92

1992 Sports Illustrated Player of the Year  
1992 BIG EAST Player of the Year  
1992 BIG EAST Most Outstanding Player  
1992 Kodak All-American

Frances Savage is arguably one of the best players to ever don a uniform at the University of Miami. During her four-year career from 1988-91 Savage etched her name throughout the UM record books. She left as the school's second all-time leading scorer with 2,184 points and first all-time with a career 23.2 scoring average—despite missing all but two games of her senior season.

The 12th child of a household of 13 children, the Fort Lauderdale, Florida native averaged over 30 points per game during her senior season at Sunrise Piper High School and was named the Miami Herald's Broward Player of the Year in 1985 and 1987.

After drawing All-America honors as a high school standout, Savage chose to attend the University of Miami, but was forced to sit out her freshman season in 1987 while fulfilling academic requirements. Once her opportunity arose in 1988, Savage burst onto the scene at UM, scoring 32 points in her collegiate debut versus Southwest Missouri State—the most points scored by a Miami player in their opening game. She would go on to start and score double figures in all 29 games of the 1988 season, averaging 22.4 points and 9.2 rebounds per game.

As a preseason All-America candidate, Savage's junior season picked up where the 1988 season left off, scoring double figures in all 31 games that season while leading the team in points per game (23.6), rebounds per game (9.5), steals (7.1), free throw percentage (.786) and field goal percentage (.540). In 1990, Savage opened her senior season with back-to-back 30-point outings, but was lost for the year with a torn ACL suffered in just the second game of the season.

Granted a fifth year of eligibility, in 1991, Savage returned to score 31 points in her first start against in-state rival, Florida. She tied the then-school record with 41 points in UM's win over Providence during the course of the Hurricanes' 30-game win streak.

Averaging 23.3 points and 10.6 rebounds per game, Savage helped lead the Hurricanes to the BIG EAST Championship title in only their first season in the conference and was named both the BIG EAST and Sports Illustrated Player of the Year, in addition to garnering Kodak All-America honors.

Savage left UM as one of the most decorated athletes in school history, holding nine Hurricane records as well as finishing as the school's second all-time leading scorer, and has since been inducted into the UM Sports Hall of Fame and the University of Miami's "Iron Arrow" Society—the highest honor bestowed on an individual by the university.

## TAMARA JAMES 2002-06

2004 All-Big East First Team Selection  
2005 All-ACC First Team Selection  
2006 All-ACC First Team Selection

From day one at the University of Miami, Tamara James made her mark as one of the top basketball players in program history. One of the country's most prolific players in her four collegiate seasons, James averaged 20.4 points per game and finished her career as Miami's all-time leading scorer with 2,406 points.

A standout guard at South Broward High School, James was ranked 14th in the nation by All-Star Girls Report in her senior season, which saw her average 21 points and 11 rebounds per game. She was named the Florida State Player of the Year in 2002.

James was a McDonald's All-American, Fourth Team Parade All-American and Nike All-American in high school before choosing to attend the University of Miami, where she helped turn the program into one of the nation's best. She recorded one of the best freshman seasons in UM history, becoming the only freshman in BIG EAST history to lead the league in scoring, with an average of 21.0 points per game. This total ranked her 12th nationally and seventh in Miami history. She scored double figures in 30 of 31 games played in the 2002-03 season.

Selected to the All-BIG EAST Preseason First Team, James' sophomore season continued in much the same fashion. She became the 17th player in UM history to reach 1,000 points, finishing the season ranked 14th in program history with 1,114. She scored a career-high 37 points in a win against Eastern Kentucky, and 22 points in 25 minutes in a win against Seton Hall. She earned All-BIG EAST First Team honors and was named BIG EAST Player of the Week twice on the season.

With Miami's move to the ACC in time for the 2004-2005 season, James became the second player in NCAA history to lead two major conferences in scoring. She led the Hurricanes in nearly every statistical category during her junior season, including field goals made (242), three point percentage (.328), rebounding (6.9 rpg) and average minutes played (36.1), and helped the Hurricanes to an NCAA Tournament berth.

In her senior season, James led the ACC in scoring with an average of 21.5 points per game and helped earn Miami a place in the WNIT Tournament in 2006. She passed UM Hall of Famer Maria Rivera's all-time scoring record as she netted 32 points against Florida International. During James' career, the Hurricanes earned a 70-47 record.

James not only left UM as the all-time leading scorer, but she also holds the all-time school records in free throws made and free throws attempted in addition to ranking in the top three all-time in nine different categories. She was the first-round draft pick of the WNBA's Washington Mystics in 2006 and has since played overseas for teams in Israel, Turkey and Spain. She was chosen as a member of the ACC Women's Basketball Legends Class of 2012.