




**MIAMI HURRICANES**

# **WOMEN'S BASKETBALL**

**2019-20 MEDIA GUIDE**





**783**

VICTORIES

**26**

1,000-POINT SCORERS

**17**

20-WIN SEASONS

**10**

ALL-AMERICA  
HONOREES

**6**

WNBA PLAYERS/  
DRAFTEES

**2**

CONFERENCE PLAYERS  
OF THE YEAR

**29**

ALL-CONFERENCE  
HONOREES

**22**

POSTSEASON BERTHS

**14**

NCAA TOURNAMENT  
APPEARANCES

**10**

CONSECUTIVE  
POSTSEASON TRIPS

**3**

CONFERENCE REGULAR  
SEASON TITLES

**1**

NATIONAL PLAYER  
OF THE YEAR

# TABLE OF CONTENTS

## INTRODUCTION

1	Table of Contents
2	2019-20 Schedule
3	Quick Facts
4	Athletics Communications, Creative & Marketing
5	Media Policies
6	Facilities
7	University Administration
8-12	Athletics Administration
13-14	Opponent Quick Facts

## COACHES & STAFF

16-18	Head Coach Katie Meier
19	Assistant Coach Octavia Blue
20	Assistant Coach Tia Jackson
21	Assistant Coach Fitzroy Anthony
22-24	Basketball Staff
24	Support Staff

## HURRICANES

26-27	Photo Roster
28-49	Student-Athlete Bios
50	Roster Breakdowns

## 2018-19 REVIEW

52	Season in Review
53-61	Box Scores
62	Season Statistics
63	ACC Statistics
64	Non-Conference Statistics
65	Postseason Statistics
66	Win Statistics
67	Loss Statistics
68	Home Statistics
69	Away Statistics
70	Neutral Site Statistics
71	Team Game-by-Game Comparison
72	Team Game-by-Game
73	Opponent Game-by-Game
74	Team Game Highs
75	Team Game Lows
76	Opponent Game Highs
77	Opponent Game Lows
78-79	Player Game-by-Game Highs
80	Double-Doubles
81-82	Player Game Highs
83	Opponent Player Game Highs
84-85	Category Leaders
86	Player Game-by-Game Points-Rebounds-Assists

## HISTORY & RECORDS

88	Conference Tournament History
89	NCAA Tournament History
90	WNIT & AIAW Tournament History
91-95	NCAA Tournament Teams
96-97	WNIT Teams
98-101	Hurricane Honors
102-103	Hurricanes in the Polls
104-105	Team Game Records
106-107	Team NCAA Tournament Game Records
108-109	Team WNIT Game Records
110-111	Team ACC Tournament Game Records
112	Team Season Records & All-Time Streaks
113-114	Individual Career Records
115-116	Individual Season Records
117-118	Individual Game Records
119-120	Individual NCAA Tournament Game Records
121-122	Individual WNIT Game Records
123-124	Individual ACC Tournament Game Records
125-127	Yearly Leaders
128-131	1,000 Points Club
132-146	All-Time Results
147	Overtime Games
148	100-Point Games
148	Home Attendance Records
149-151	Series Records
152-168	Series Results
169	Year-by-Year Coaching Records
170	Past Coaches
171-173	Hurricane Letter Winners
174	UM Sports Hall of Fame, ACC Legends & Pro Canes
175-178	Retired/Honored Jerseys

## CREDITS

**Compilation:** Megan Barnes, previous Miami athletics communications staff members

**Editors:** Megan Barnes, Alex Schwartz, Camron Ghorbi, David Villavicencio, previous Miami athletics communications staff members

**Design:** Kyle Stopperan, Alex Schwartz

**Photography:** JC Ridley, Mason Kelley, Issac Baldizon, Zach Beeker

**Printing:** Thomas Printworks (Coral Gables, Fla.)

## UNIVERSITY OF MIAMI MISSION STATEMENT

The University of Miami's mission is to educate and nurture students, to create knowledge, and to provide service to our community and beyond. Committed to excellence and proud of the diversity of our University family, we strive to develop future leaders of our nation and the world.



# 2019-20 SCHEDULE

DATE	OPPONENT	TIME	TV
<b>EXHIBITION GAME</b>			
OCT. 29	NOVA SOUTHEASTERN	7 p.m.	ACCNX
NOV. 10	JACKSON STATE	3 p.m.	ACCNX
NOV. 13	NORTH FLORIDA	11 a.m.	ACCNX
NOV. 17	IUPUI	1 p.m.	ACCNX
<b>MAGGIE DIXON CLASSIC (CHICAGO, ILL.)</b>			
Nov. 22	vs. North Carolina A&T	12:30 p.m.	--
Nov. 23	TBA	TBA	--
<b>MIAMI THANKSGIVING CLASSIC</b>			
NOV. 29	OREGON STATE	2 p.m.	ACCNX
NOV. 30	MIAMI (OH)	4:15 p.m.	ACCNX
<b>ACC/BIG TEN CHALLENGE</b>			
DEC. 4	INDIANA	6 p.m.	ACCN
DEC. 17	BINGHAMTON	7 p.m.	ACCNX
<b>MIAMI HOLIDAY CLASSIC</b>			
DEC. 20	UNC-ASHEVILLE	12 p.m.	ACCNX
DEC. 21	WASHINGTON STATE	11 a.m.	ACCNX
DEC. 29	WAKE FOREST*	2 p.m.	ACCN
Jan. 2	at Georgia Tech*	7 p.m.	ACCNX
JAN. 5	FLORIDA STATE*	7 p.m.	RSN
JAN. 9	LOUISVILLE*	8 p.m.	ACCN
JAN. 12	SYRACUSE*	12 p.m.	ACCN
Jan. 16	at North Carolina*	6 p.m.	ACCNX
Jan. 19	at Notre Dame*	1 p.m.	ESPN2/ACCN
JAN. 23	CLEMSON*	6 p.m.	ACCN
Jan. 26	at Florida State*	2 p.m.	ACCN
JAN. 30	GEORGIA TECH*	6 p.m.	ACCN
Feb. 2	at Virginia Tech*	2 p.m.	ACCNX
FEB. 9	DUKE*	2 p.m.	ESPN2/ACCN
Feb. 13	at Virginia*	7 p.m.	ACCNX
Feb. 16	at Clemson*	1 p.m.	ESPN2/ACCN
FEB. 20	NC STATE*	8 p.m.	ACCN
Feb. 23	at Boston College*	4 p.m.	RSN
Feb. 27	at Wake Forest*	7 p.m.	ACCNX
MAR. 1	PITTSBURGH*	3 p.m.	ACCNX

**BOLD CAPS** - home game, played at the Watsco Center in Coral Gables, Fla.

\* - ACC game

*All times Eastern and subject to change*





# QUICK FACTS

## UNIVERSITY INFORMATION

Location	Coral Gables, Fla.
Enrollment	17,840
Founded	1925
Nickname	Hurricanes
Colors	Orange (PMS 1665), Green (PMS 3435) and White
President	Dr. Julio Frenk
Director of Athletics	Blake James
Faculty Athletics Representative	Dr. Marvin Dawkins
Conference	Atlantic Coast Conference
Arena / Capacity	Watasco Center / 7,972
Press Row Phone	305-284-2111
Ticket Office Phone	1-800-GO-CANES
Website	HurricaneSports.com
Mailing Address	5821 San Amaro Drive, Coral Gables, FL 33146

## ATHLETICS ADMINISTRATION

Director of Athletics	Blake James
Deputy AD / COO / SWA	Jennifer Strawley
Deputy AD / CFO	Jason Layton
Sr. Associate AD / Academic Services	David Wyman
Sr. Associate AD / Administration	Renaë Myles Payne
Sr. Associate AD / Communications & Digital Strategy	Carter Toole
Sr. Associate AD / Compliance	Craig Anderson
Sr. Associate AD / Facilities & Event Operations	Tim Wise
Sr. Associate AD / Performance, Health & Wellness	Luis Feigenbaum
Sr. Associate AD / Student-Athlete Development	Shirrelle Jackson
Associate AD / Alumni Programs	Rick Remmert
Associate AD / Athletic Facilities	Kortne Gosha
Associate AD / Athletic Training	Vinny Scavo
Associate AD / Business Operations	Matthew Smale
Associate AD / Development	Chris Cohen
Associate AD / Internal Operations	David Case
Associate AD / Premium Seating & Corp. Development	Ben Creed
Associate AD / Sales & Service	Dan Boyd
Assistant AD / Academic Services	Demetrious Darden
Assistant AD / Academic Services	Dr. Chaunte O'Neil
Assistant AD / Business Analytics	Alfred Vacca
Assistant AD / Communications	Camron Ghorbi
Assistant AD / Compliance & Eligibility	Dan Raben
Assistant AD / Creative Services	William Probus
Assistant AD / Development	Alfonso Restrepo
Assistant AD / Digital Strategy	Tim Brogdon
Assistant AD / Events & Community Engagement	Emily Panasowch
Assistant AD / Events & Operations	Michael Turner
Assistant AD / Marketing & Event Experience	Conrad Bradburn
Assistant AD / Production Services	Drew Thomas
Assistant AD / Ticket Operations	Holdyn Halperin
Assistant AD / Ticket Sales	Mackie Feierstein
Assistant AD / Video & Game Production	Kaylee Shannon
Assistant AD / Video Services	Andrew Rossetti

## COACHES & STAFF

Head Coach	Katie Meier (Duke, 1989 [B.A.] & 1990 [M.A.])
Record at Miami	277-172 (15th season)
Career Record	353-217 (19th season)
Assistant Coach	Octavia Blue (Miami, 1998)
Assistant Coach	Tia Jackson (Iowa, 1995)
Assistant Coach	Fitzroy Anthony (Palm Beach Atlantic, 2008)
Director of WBB Ops / Coordinator of Recruiting	Lionette Hall
Director of WBB Ops & Special Projects	Margie Gill
Ops. Assistant / Analytics & Player Development	Josh Wethen
Video Coordinator	Noelle Cobb
Athletic Trainer	Natalie Fontela
Strength & Conditioning Coach	Brandi Walker

## PROGRAM HISTORY

First Year of Basketball	1972-73 (48th season)
All-Time Record	783-546 (.589)
All-Time ACC Record	115-113 (.504)
NCAA Tournament Appearances	14 (1989, '92, '93, '98, 2003, '04, '11, '12, '13, '15, '16, '17, '18, '19)
All-Time NCAA Tournament Record	7-14
Last NCAA Tournament Opponent	Arizona State (2019) L, 57-55, Second Round

## TEAM INFORMATION

2018-19 Overall Record	25-9
Home/Away/Neutral	17-3 / 6-5 / 2-1
2018-19 ACC Record / Finish	12-4 / 4th
Letter Winners Returning / Lost	6 / 5
Starters Returning / Lost	3 / 2
Newcomers	5 (plus 2 eligible transfers)

## 2019-20 HURRICANES

NO.	NAME	POS.	HT.	CL.	HOMETOWN
0	Kenza Salgues	G	5-9	Fr.	Montpellier, France
1	Moulayna Johnson Sidi Baba	G/F	6-0	Fr.	Arsta, Sweden
3	Destiny Harden	F	6-0	R-So.	Chicago, Ill.
4	Endia Banks	G	5-9	Jr.	Duluth, Ga.
5	Mykea Gray	G	5-4	Jr.	Upper Marlboro, Md.
12	Jacaira Allen	G	5-10	R-Jr.	Pompano Beach, Fla.
13	Taylor Mason	G	5-9	Jr.	Decatur, Ga.
15	Jamir Huston	F	6-0	So.	Cleveland, Ohio
20	Kelsey Marshall	G	5-9	Jr.	Davie, Fla.
21	Brianna Jackson	F	6-3	Fr.	Virginia Beach, Va.
22	Yasmeen Chang	G	5-9	Fr.	Naples, Fla.
32	Beatrice Mompremier	F	6-4	R-Sr.	Miami, Fla.
44	Sydney Roby	C	6-3	Fr.	Milwaukee, Wis.

RET. STARTERS	CL	POS	PPG	RPG	APG
Beatrice Mompremier	R-Sr.	G	16.7	12.2	0.9
Mykea Gray	Jr.	G	12.6	2.1	2.2
Kelsey Marshall	Jr.	F/C	7.8	2.3	1.8

KEY LOSSES (5.0+ PPG)	POS	PPG	RPG	APG
Emese Hof (graduation)	C	14.2	8.3	1.9
Laura Cornelius (professional)	G	10.1	3.4	4.1

RETURNING NUMBERS	AVG/NUM	PCT
Points	44.7	.608
Rebounds (includes team rebounds)	27.8	.657
Assists	8.6	.563
Blocks	1.5	.386
Steals	4.1	.631
Starts	100 of 170	.588

NEWCOMERS	POS	HT	CL
Jacaira Allen*	G	5-10	R-Jr.
Yasmeen Chang	G	5-9	Fr.
Brianna Jackson	F	6-3	Fr.
Moulayna Johnson Sidi Baba	F	6-0	Fr.
Sydney Roby	C	6-3	Fr.
Kenza Salgues	G	5-9	Fr.

\* Redshirting - will be eligible in January 2020

## COMMUNICATIONS

Associate Director / Communications (WBB)	Megan Barnes
Cell: 630-651-8801	Email: meganbarnes@miami.edu
Sr. Associate AD / Communications & Digital Strategy	Carter Toole
Cell: 615-598-8540	Email: carter.toole@miami.edu
Assistant AD / Communications	Camron Ghorbi
Cell: 786-877-7329	Email: c.ghorbi@miami.edu
Associate Director / Communications	Alex Schwartz
Cell: 609-802-3674	Email: alexschwartz@miami.edu
Associate Director / Communications	David Villavicencio
Cell: 786-999-3739	Email: davidv@miami.edu
Assistant Director / Communications	Kevin Ivany
Cell: 305-389-6612	Email: ksj9@miami.edu
Assistant Director / Communications	Ashleigh Young
Cell: 786-423-1320	Email: ashleigh.young@miami.edu

## SOCIAL MEDIA ACCOUNTS

Official Women's Basketball	Twitter: @CanesWBB
	Facebook: /CanesWBB
	Instagram: @CanesWBB
Official Athletics	Twitter: @MiamiHurricanes
	Facebook: /MiamiHurricanes
	Instagram: @MiamiHurricanes
Katie Meier	Twitter: @CoachKatieMeier
Blake James	Twitter: @CanesAllAccess
Sebastian the Ibis	Twitter: @UM_Sebastian

# ATHLETICS COMM., CREATIVE & MARKETING

## SENIOR STAFF

### JASON LAYTON

#### DEPUTY AD / CFO

Alma Mater: St. Leo, 1999      Twitter: @laytonjason  
Office: 305-284-3231      Cell: 786-570-2637  
E-mail: jlayton@miami.edu

### CARTER TOOLE

#### SENIOR ASSOCIATE AD / COMM. & DIGITAL STRATEGY

Alma Mater: North Carolina, 1995      Twitter: @CanesCarter  
Office: 305-284-3245      Cell: 615-598-8540  
E-mail: carter.toole@miami.edu

## COMMUNICATIONS STAFF

### CAMRON GHORBI

#### ASSISTANT AD / COMMUNICATIONS

#### FOOTBALL, SWIMMING & DIVING

Alma Mater: Miami, 2011      Twitter: @CamronGhorbi  
Office: 305-284-3230      Cell: 786-877-7329  
E-mail: c.ghorbi@miami.edu

### ALEX SCHWARTZ

#### ASSOCIATE DIRECTOR / COMMUNICATIONS

#### MEN'S BASKETBALL, WOMEN'S TENNIS

Alma Mater: Miami, 2013      Twitter: @AlexJSchwartz  
Office: 305-284-3249      Cell: 609-802-3674  
E-mail: alexschwartz@miami.edu

### DAVID VILLAVENCIO

#### ASSOCIATE DIRECTOR / COMMUNICATIONS

#### BASEBALL, ROWING, FOOTBALL

Alma Mater: Miami, 2009      Twitter: @dvillavencio6  
Office: 305-284-3244      Cell: 786-999-3739  
E-mail: davidv@miami.edu

### MEGAN BARNES

#### ASSOCIATE DIRECTOR / COMMUNICATIONS

#### WOMEN'S BASKETBALL, WOMEN'S ROWING

Alma Mater: Missouri, 2017      Twitter: @megbarnes3  
Office: 305-284-6797      Cell: 630-651-8801  
E-mail: meganbarnes@miami.edu

### KEVIN IVANY

#### ASSISTANT DIRECTOR / COMMUNICATIONS

#### GOLF, SOCCER, MEN'S TENNIS

Alma Mater: Ithaca, 2016  
Office: 305-284-2972      Cell: 305-389-6612  
E-mail: ksi9@miami.edu

### ASHLEIGH YOUNG

#### ASSISTANT DIRECTOR / COMMUNICATIONS

#### CROSS COUNTRY, TRACK & FIELD, VOLLEYBALL

Alma Mater: Oklahoma State, 2016      Twitter: @ashleighyoungg  
E-mail: ashleigh.young@miami.edu      Cell: 786-423-1320

### CHRISTY CABRERA CHIRINOS

#### SENIOR EDITOR

Alma Mater: Miami      Twitter: @ChristyChirinos  
E-mail: cchirinos@miami.edu

## CREATIVE SERVICES STAFF

### WILLIAM PROBUS

#### ASSISTANT AD / CREATIVE SERVICES

Alma Mater: Georgia Southern, 2009      Twitter: @WilliamProbus  
Office: 305-284-3248      E-mail: w.probus@miami.edu

### TIM BROGDON

#### ASSISTANT AD / DIGITAL STRATEGY

Alma Mater: Colorado State, 2012      Twitter: @timdanbrog  
Office: 305-284-1736      E-mail: tbrogdon@miami.edu

### LEO RAMOS

#### DIRECTOR / BRAND MARKETING

Alma Mater: Miami, 2012  
Office: 305-284-3238      E-mail: lramos@miami.edu

### AUSTIN SAPIN

#### ASSOCIATE DIRECTOR / DIGITAL STRATEGY

Alma Mater: Miami, 2017      Twitter: @AustinSapin  
E-mail: a.sapin@umiami.edu

### TESSA MORTENSEN

#### ASSISTANT DIRECTOR / DIGITAL STRATEGY

Alma Mater: FGCU, 2016      Twitter: @tessamort  
E-mail: tmortensen@miami.edu

### KEVIN ORTIZ

#### SENIOR GRAPHIC DESIGNER

Alma Mater: Puerto Rico-Carolina, 2015      Twitter: @openartz  
E-mail: kevin.ortiz@miami.edu

### KYLE STOPPERAN

#### GRAPHIC DESIGNER

Alma Mater: Colorado State, 2001      Twitter: @KyleStopperan  
E-mail: kstopperan@miami.edu

### JIMMIE NELSON

#### ATHLETICS VIDEO PRODUCER

Alma Mater: USF, 2013      Twitter: @KingNelsonIV  
Office: 305-284-9816      E-mail: jnelson4@miami.edu

### DAVID PAULA

#### ATHLETICS VIDEO PRODUCER

Alma Mater: Florida, 2016      Twitter: @D\_Paula12  
Office: 305-284-9816      E-mail: dpaula@miami.edu

### BRADLEY AMUS

#### ATHLETICS VIDEO PRODUCER

Alma Mater: TCU, 2017      Twitter: @Bradley\_Amus  
E-mail: b.amus@miami.edu

### BLAIR REID

#### ATHLETICS VIDEO PRODUCER

Alma Mater: Miami, 2020      Twitter: @scottch\_tape  
Office: 305-284-9816      E-mail: bjr102@miami.edu

## MARKETING & PRODUCTION SERVICES STAFF

### CONRAD BRADBURN

#### ASSISTANT AD / MARKETING & EVENT EXPERIENCE

Alma Mater: Florida State, 2003  
Office: 305-284-2678      E-mail: cbradburn@miami.edu

### JASON FRANKO

#### ASSOCIATE DIRECTOR / MARKETING & SALES

Alma Mater: Villanova, 2007      Twitter: @JasonFrankoUM  
Office: 305-284-9484      E-mail: j.franko@miami.edu

### ALEJANDRO RENGIFO

#### ASSOCIATE DIRECTOR / MARKETING

Alma Mater: Miami, 2012      Twitter: @a\_rengifo1  
Office: 305-284-3242      E-mail: a.rengifo@miami.edu

### DANIELLE WHITE

#### ASSOCIATE DIRECTOR / MARKETING

Alma Mater: UCF, 2014      Twitter: @danielle\_whitee  
Office: 305-284-3382      E-mail: dnwhite@miami.edu

### GUNNAR SWANSON

#### ASSISTANT / MARKETING

Alma Mater: UCF, 2019      Twitter: @mkramker  
Office: 305-284-6008      E-mail: gxs755@miami.edu

### KAYLIE SHANNON

#### ASSISTANT AD / VIDEO & GAME PRODUCTION

Alma Mater: Marquette, 2007  
Office: 305-284-3087      E-mail: kshannon@miami.edu

# MEDIA POLICIES

## COVERING THE HURRICANES

Interview requests for women's basketball student-athletes and coaches must be submitted to associate director of athletic communications Megan Barnes (meganbarnes@miami.edu) in all instances. Barnes and the Miami communications staff will make every effort to schedule a time to accommodate those requests, based on time constraints and academic/meeting obligations.

## LIVE BROADCASTS

It is not permissible for any non-rights holder to broadcast over the air, stream over the internet (audio or video), or transmit in any other way, any live event without the consent of the University of Miami athletics department. Live events include varsity contests, press conferences (including but not limited to weekly scheduled and postgame press conferences) and any other group media availability. Exceptions may be made for any major news-breaking event. Failure to follow this policy will result in having credentials revoked.

## ARCHIVING OF EVENT AUDIO/VIDEO

It is not permissible for any non-rights holder to post, place, broadcast, or make available in any other way, audio or video event content that exceeds three (3) minutes in length. Events are defined as varsity contests, press conferences and any other group media availability. Archiving may not begin until the conclusion of the entire event. It is not permissible to reuse or post any video produced and/or owned by the University of Miami athletics department without the consent of the university.

## PHOTOGRAPHY

Miami follows NCAA and ACC rules regarding media representatives photographing games. Only properly credentialed photographers will be allowed in the designated photo areas of the Watsco Center as specified by the NCAA and ACC.

NO photographers will be permitted to shoot

from the sidelines. All photographers must remain in the Watsco Center's designated photo areas along the baselines. Photo credentials are subject to revocation by the Miami athletics communications office at any time.

## MEDIA CREDENTIALS

Requests for working media and photo credentials should be submitted to Megan Barnes at meganbarnes@miami.edu by sports editors or sports directors of accredited media outlets. Requests should be made as early as possible and should be limited to working media only. Requests made within two days of the game may not be considered.

## UNAUTHORIZED CREDENTIAL USE

Credentials will be issued to working media only. Media credentials are not transferable and use by anyone other than members of the working media is unauthorized. Media credentials used in an unauthorized manner will be revoked immediately. News organizations allowing unauthorized individuals to use credentials will have their credentials revoked for the remainder of the year.

## QUESTIONS?

Please contact Megan Barnes via email at meganbarnes@miami.edu or by phone at 305-284-6797 (office) or 630-651-8801 (cell) with any questions about the University of Miami women's basketball team.



## FACILITIES



### Watsco Center

The Watsco Center is the 200,000-square foot, 7,972-seat arena that is home to the University of Miami men's and women's basketball teams. The Hurricanes played their first game in the arena Jan. 15, 2003 against Boston College. Since then, Miami has defeated three top-five teams in the building and hosted postseason games in both the NCAA Tournament and the WNIT. The arena was called the BankUnited Center until October 2016.

Watsco, Inc., based in Miami, is traded on the New York Stock Exchange and is the largest distributor of air conditioning, heating and refrigeration products with annual sales of more than \$4 billion, 5,000 employees and 563 locations throughout North America. Watsco has provided funding to the University since the 1990s through its "Watsco's Kids" program, providing children in the community free access to performance arts, sports and other events at the University.

Since its opening, the Watsco Center has hosted a number of memorable events and sold-out shows, including Green Day, Coldplay, John Mayer, Drake, The Fray and Barry Manilow, as well as being the setting for televised events and award shows such as the 2004 Presidential Debates, Unplugged featuring Ricky Martin and Thalia, Premio Lo Nuestro, Premios Juventud, Billboard's Latin Music Awards and, most recently, The X Factor. The venue has also welcomed world-renowned figures and politicians, including His Holiness the Dalai Lama, former President Bill Clinton, current President Barack Obama, former Secretary of State Hillary Clinton and Senator John McCain.



### Fieldhouse

The 29,000-square foot on-campus practice facility that is conveniently located adjacent to the Watsco Center opened in March of 2009. The facility houses a pair of full-sized basketball courts with 14 baskets, as well as a multi-purpose room to host a variety of events. Miami basketball players have access to the secure facility 24 hours per day, allowing the Hurricanes court time at any time all year.

The Hurricanes use the facility for both conditioning and practice sessions, as well as for individual workouts and pick-up games. The Fieldhouse was also honored for its sustainability components, earning the LEED Gold designation, established by the U.S. Green Building Council & verified by the Green Building Certification Institute.

# UNIVERSITY ADMINISTRATION



**DR. JULIO FRENK**

**UNIVERSITY PRESIDENT**  
UNIVERSIDAD NACIONAL  
AUTÓNOMA DE MÉXICO, 1979

Dr. Julio Frenk, a noted leader in global public health and a renowned scholar and academic, was named the sixth president of the University of Miami in April 2015. He assumed his leadership post on August 16, 2015.

Prior to joining the University of Miami, Dr. Frenk was Dean of the Faculty at the Harvard T.H. Chan School of Public Health since January 2009. While at Harvard, he was also the T & G Angelopoulos Professor of Public Health and International Development, a joint appointment with the Harvard Kennedy School of Government.

Dr. Frenk served as the Minister of Health of Mexico from 2000 to 2006. He pursued an ambitious agenda to reform the nation's health system and introduced a program of comprehensive universal health insurance, known as Seguro Popular, which expanded access to health care for tens of millions of uninsured Mexicans.

Dr. Frenk was the founding director-general of the National Institute of Public Health in Mexico, one of the leading institutions of health education and research in the developing world. In 1998 Dr. Frenk joined the World Health Organization (WHO) as executive director in charge of Evidence and Information for Policy, WHO's first-ever unit explicitly charged with developing a scientific foundation for health policy to achieve better outcomes.

He also served as a senior fellow in the global health program of the Bill & Melinda Gates Foundation and as president of the Carso Health Institute in Mexico City. He is the founding chair of the board of the Institute for Health Metrics and Evaluation at the University of Washington. He also co-chaired the Commission on the Education of Health Professionals for the 21st Century, which published its influential report in the leading journal *The Lancet* in 2010, triggering a large number of follow-up initiatives throughout the world.

Dr. Frenk holds a medical degree from the National Autonomous University of Mexico, as well as a master of public health and a joint doctorate in Medical Care Organization and in Sociology from the University of Michigan, Ann Arbor. He has been awarded honorary doctorates from several institutions of higher learning. In September of 2008, Dr. Frenk received the Clinton Global Citizen Award for changing "the way practitioners and policy makers across the world think about health."

He is a member of the U.S. Institute of Medicine, American Academy of Arts and Sciences, and National Academy of Medicine of Mexico.

In addition to his scholarly works, which include more than 140 articles in academic journals, as well as many books and book chapters, he has written two best-selling novels for youngsters explaining the functions of the human body.



**DR. MARVIN DAWKINS**

**FACULTY REPRESENTATIVE**  
EDWARD WATERS  
COLLEGE, 1970

Dr. Marvin Dawkins, a distinguished professor in the Department of Sociology at the University of Miami, is in his fifth year as the Faculty Athletics Representative. He was named to the post in April 2012, replacing Clyde McCoy after his 17 years of service in that role.

In his FAR post, Dawkins is responsible for ensuring the academic integrity of students participating in University athletic programs and helping to oversee institutional control of the Department of Athletics. The Faculty Athletics Representative serves as a liaison between the University and the athletic department. This individual is the University's voting delegate to the ACC and represents UM with the NCAA and ACC.

Dawkins received his doctorate from Florida State and completed his postdoctoral research fellowships at Howard University and The Johns Hopkins University. He previously served on the faculties of the University of Maryland, Old Dominion University and the University of Wisconsin-Parkside.

His research focuses on issues of race and social equity in such areas as education, career aspirations and mobility, substance abuse prevention, and sports. He has published widely in these areas, including his most recent article titled "Race and Pathways to Power in the National Football League" (with Jomills H. Braddock and Erica Smith), which appears in *American Behavioral Scientist* (2012). His research on golf includes book chapters, scholarly articles, and the book *African American Golfers During the Jim Crow Era* (Praeger 2000), coauthored with Graham C. Kinloch. Dawkins was recently appointed to the United States Golf Association Museum Committee and is currently completing a study on the media treatment of black golfers from the Jim Crow era to the present.



# ATHLETICS ADMINISTRATION



## BLAKE JAMES

**DIRECTOR OF ATHLETICS**  
MINNESOTA STATE-  
MANKATO, 1992

Since taking over as the University of Miami's Director of Athletics in 2013, Blake James has transformed Miami Athletics, spearheading improvement in all aspects of the department, including postseason appearances, student-athlete support, facility upgrades, ticket sales and academic achievement.

Miami's recent success has garnered James and UM national recognition. In March 2017, James was selected as one of four Division I recipients of the 2016-17 Under Armour Athletic Director of the Year award, an honor given by the National Association of Collegiate Directors of Athletics (NACDA). In June 2017, James began a two-year term as Chair of the NCAA Division I Council, the group responsible for the day-to-day decision-making for all of Division I.

James has placed a strong emphasis on academics during his four-plus years at Miami. In the most recent Graduation Success Rate figures released by the NCAA, Miami student-athletes posted a GSR mark of 90%. Ten Hurricane teams posted perfect 2015-16 scores on the latest Academic Progress Report (APR). In addition, Miami's football program received the 2016 AFCA Academic Achievement Award. In 2016, Hurricane student-athletes also ranked among the nation's best in time committed towards community service.

In the department's continuing efforts to better support student-athletes and coaches, the Hurricane Club -- the fundraising arm of Miami Athletics -- completed a record-setting year in 2016-17. The Hurricane Club raised \$49 million, an all-time record and an increase of more than 80 percent from the previous record of \$26.5 million, set in 2010-11. The Hurricane Club's membership of more than 11,000 members represents an over 100-percent jump from its membership of 5,140 in 2010.

Prior to the 2016 football season, James led the university's football coaching search which resulted in the hiring of Hurricane alum Mark Richt as the football program's new head coach. Richt paid immediate dividends in 2016 as the Hurricanes posted a 9-4 record, won their first bowl game in 10 years and finished ranked #20 in the final Associated Press poll, their first season-ending ranking since 2009.

During the 2015-16 academic year, Miami was the only school in NCAA Division I to have its football team play in a bowl game, its men's and women's basketball teams advance to the NCAA Tournament and its baseball team advance to the College World Series. Overall, Miami had 10 sports programs advance to postseason competition to secure its highest finish in the Learfield Directors' Cup standings in 13 years, an indication of broad-based athletic department success.

During James' tenure, Miami has completed several facility enhancements, including the opening of the Schwartz Center for Athletic Excellence; the completion of the student-athlete training table, fueling station and dining hall; new artificial and natural playing surfaces and lights on the Greentree Practice Fields' and a center-hung scoreboard inside the Watsco Center.

James has also led multiple, multi-million dollar capital

renovation projects, including renovations of the Hecht Center and the men's and women's basketball offices. Over the past year, Miami Athletics has secured six leadership gifts of seven figures-or-more, including the largest donation in department history -- a \$14 million gift from the Soffer Family, which will serve as the lead gift for the Hurricanes' \$34 million Carol Soffer Football Indoor Practice Facility, which broke ground this year.

Ticket sales are also at an all-time high. In 2016, Miami sold a school-record 42,000 football season tickets and ranked first among Power 5 programs in attendance percentage increase (23 percent) over 2015 attendance. The Hurricanes have also sold out their men's basketball season tickets in back-to-back seasons for the first time ever.

In addition, Miami has transformed its broadcast, communications and marketing departments into one of the nation's leaders in digital media and video production. In 2016, Miami aired more live events on ESPN3 than any other ACC institution. James was also instrumental in helping Miami strike one of the largest apparel deals in the country with adidas.

Prior to being named AD, James served Miami Athletics in the roles of Interim AD and Senior Associate AD for Development and Ticket Operations, where he oversaw the day-to-day operations of development, ticket sales and ticket operations. He also was a member of the Hurricanes' senior staff and provided sport supervision.

James came to UM after spending seven years at the University of Maine, where he first served as Senior Associate Athletic Director before serving as Director of Athletics from 2005 to 2010. During his tenure at Maine, athletics experienced tremendous success, including three trips to the Frozen Four for the men's ice hockey program and NCAA playoff berths for football, baseball (two), women's basketball and softball. James implemented a comprehensive \$17 million facility improvement plan at Maine, which included an indoor practice facility and numerous other facility upgrades and renovations. Academically, the program flourished, earning the conference academic cup twice and student-athletes maintaining a 3.0 GPA or above.

Prior to his stint at Maine, James worked in athletic development at Providence College, where he established the "Friars Forever" campaign and the Friar Athletic Fund.

James is no stranger to South Florida, beginning his athletic career with the University of Miami, working in ticket sales, corporate sales and athletic development. In 1995, he was hired as Miami's Director of Ticket Sales, serving in that capacity until 1997, when he was named an athletic development officer at the University of Nebraska. He returned to Miami in 1998 as the Director of Major Gifts and Corporate Sales and was promoted to the Director of Athletic Development at Miami in 2000 before moving on to Providence in 2002.

James graduated from Minnesota State University - Mankato with a Bachelor's degree in Marketing in 1992 and later received his Master's degree in Sports Administration from St. Thomas University in 1994. He and his wife, Kelly, have two children: daughter, Haley, and son, Ryan.



# ATHLETICS ADMINISTRATION



## JENNIFER STRAWLEY

**DEPUTY AD  
COO / SWA**  
PENNSYLVANIA, 1998

Jennifer Strawley joined the University of Miami on June 18, 2012 and currently serves as Deputy Director of Athletics and Chief Operating Officer. She also serves as the departments Senior Woman Administrator.

Serving as the second-in-command, Strawley provides strategic direction for the department and assists the Director of Athletics with the day-to-day operations. She is the sport administrator for football, women's basketball and women's tennis. Strawley leads the department's strategic planning initiatives, policy development and implementation, coordination of department and coaches meetings and gender equity and inclusion initiatives. She oversees the areas of human resources, sports medicine, academic services, equipment / Adidas, video services and student-athlete development, as well as serves as a liaison to various campus groups, the ACC and the NCAA.

Strawley played a key role in the hiring of head football coach Mark Richt, serving on the selection committee. In addition, she was instrumental in the development of Miami's annual Celebration of Women's Athletics recognizing the achievements of Miami's female student-athletes while raising money to support women's athletics.

Actively engaged in intercollegiate athletics nationally, Strawley has served on various committees within the NCAA and the ACC. She currently serves on the ACC Television Committee, the ACC Women's Basketball foresight committee, the ACC Equity Committee, the ACC Infractions and Sportsmanship Review Committee, the ACC Football Schedulers Group, and the NCAA Division I Women's Basketball Oversight Committee. She also serves on the board of directors for Women's Leaders in College Sports and the Women's Basketball Coaches Association.

Prior to UM, Strawley concluded her second tour with the NCAA as the Director of Academic and Membership Affairs. In this role, Strawley was instrumental in providing leadership in the areas of academic governance and development of academic policy. Strawley served on the senior management team and was involved in a variety of other internal operations.

Strawley rejoined the NCAA after serving as the Associate Athletics Director for Intercollegiate Sport Programs and Senior Woman Administrator at Columbia University from 2007-10. While at Columbia, she oversaw numerous varsity sport programs including football and was the athletics program liaison for gender equity and diversity initiatives. Strawley was a member of the department's Executive Management Team.

Prior to her tenure at Columbia, Strawley was the Director of Membership Services and Student-Athlete Reinstatement at the NCAA. In this role, she provided oversight of the student-athlete reinstatement process and was instrumental in the implementation of the student first philosophy. Strawley served as a liaison to numerous NCAA committees and task forces, including the NCAA Divisions I, II and III Student-Athlete Reinstatement Committees and the NCAA Olympic Sports Liaison Committee.

Strawley first joined the NCAA in 1998 as an enforcement services intern. She is a 1998 graduate of the University of Pennsylvania where she earned her Bachelor of Arts degree in history. During her time at Pennsylvania, she was a two-year captain for the Quakers' softball team. Strawley was inducted into the William Tennent High School Hall of Fame in of 2014.



## JASON LAYTON

**DEPUTY AD  
CFO**  
ST. LEO, 1999

Jason Layton serves as the University of Miami Deputy Director of Athletics and Chief Financial Officer, a position he took over in August 2017. He initially joined Miami in December 2014 as the Senior Associate Athletics Director for Communications and Sales.

In his current position, Layton is responsible for managing the department's business office, marketing, digital strategies, communications, ticket sales, ticket operations, client experience, video production and broadcast departments.

Additionally, Layton has oversight of all departmental licensing matters, Hurricane Sports Properties, serves as the department ACC Network liaison and is the sport administrator for men's basketball.

Since his arrival, Miami has seen exceptional growth in ticket sales and video production services in both content and broadcast with ESPN and the newly formed ACC Network.

Under his watch, Miami has seen an increased level of season ticket sales in football and men's basketball. Under Layton's guidance, Miami saw an unprecedented growth in football attendance during the 2016 season, as the Hurricanes totaled 42,000 season ticket holders and averaged 58,572 fans per game – the 27th-highest total in the nation and leader among all Power Five schools in percentage increase on a year-to-year basis (23 percent).

In addition, Miami sold out its entire 2015-16 and 2016-17 men's basketball season ticket allotment, marking the first time in Hurricane Athletics history that a team has sold out its entire season ticket allotment in back-to-back seasons.

Layton also serves as the primary contact for ESPN with the recent launch of the ACC Network, first in digital format in August 2016 and building to the linear network in fall of 2019. Since 2015, Miami has produced over 200 live events on ESPN3/ACC Network Extra – a figure that ranks near the top of all ACC schools.

Layton, a Florida native, arrived in Miami after spending the 2013 and 2014 seasons at Colorado State University where he served as the department's Senior Associate Athletics Director for Sales and Marketing. During his time in Fort Collins, Colo., Layton's ticket sales plans drove double-digit increases in football, volleyball, men's basketball and women's basketball revenue and tickets sold.

Before his arrival at Colorado State, Layton spent 13 years with the Tampa Bay Buccaneers. In his 13 years with the club, he handled a variety of responsibilities from sales, marketing, ticketing and luxury suite operations to advertising, accounting, finance and purchasing. Layton began his career with the Buccaneers as a customer service representative in 1999 before elevating to the role of Senior Director of Business Administration in 2011. Layton received his bachelor's and master's degrees from Saint Leo University in Saint Leo, Fla.

# ATHLETICS ADMINISTRATION



## DAVID WYMAN

**SR. ASSOCIATE AD  
ACADEMIC SERVICES  
FLORIDA A&M, 1984**

“When you do the right things, the right things happen.”

David Wyman has empowered over 2,000 student-athletes with his signature creed. Now in his 23rd year, Wyman has advised and mentored a diverse population of student-athletes to become skilled professionals in many different careers.


Wyman is the Senior Associate Athletic Director for Academic Services at the University of Miami, a position he was promoted to in August 2017. Wyman is also the sport administrator for Miami’s volleyball program.

He began his own career as an intern, and was quickly promoted to the full-time staff after working just two months in the academic services division. Wyman became the assistant director two years later, supervising the tutorial program and advising both the football and men’s basketball teams. He was then promoted to associate director, taking on the responsibility of coordinating the NCAA eligibility certification for all 400 student-athletes.

Since 2004, Wyman has managed the Division of Athletic Academic Services, currently leading a staff of eight full-time professionals. Under his leadership, the department and sport programs have gained national recognition and honors for continued growth in both academic progress rates (APR) and graduation success.

A 2016 inductee to the Iron Arrow Society, Wyman has helped guide the football team to a pair AFCA Academic Achievement Awards for graduating 100 percent of student-athletes in the freshman classes of 2002 and 2009.

Wyman is a 1994 graduate of Florida A&M with a bachelor’s degree in accounting. He earned a master’s degree in sports administration from St. Thomas University in 1995. Born in Staten Island, N.Y., he is married to Jewyll, and the couple has three daughters: Rebecca, Dominique and Sarah. Wyman has been a Big Brother in the Miami-Dade Big Brother/Big Sister Organization and is also a member of Omicron Delta Kappa, The National Leadership Honor Society and the National Association of Academic Advisors for Athletics.



## MATTHEW SMALE

**SR. ASSOCIATE AD  
BUSINESS OPERATIONS  
ELON, 1995**

Matt Smale is in his first year with the Miami Hurricanes athletics department, and currently serves as Miami’s associate athletics director of business operations.

Smale, who arrived to Coral Gables in July 2018 as the

assistant athletics director of business operations, plans, prepares and manages the department’s operating budget. Smale serves as liaison to the university’s budget and controller’s offices and oversees Miami’s business office staff, among other duties.

A Maryland native, Smale previously served as director of business operations for the University of Maryland’s athletics department from September 2016 – July 2018. He spent nearly five years with Terrapins Athletics, beginning in November 2013 as an accountant before being promoted to assistant director of business operations in October 2015.

Smale spent more than two years at George Washington University as a business/compliance assistant, and has previous experience at D.C. United and the Bowie Baysox.

A 2010 graduate from the University of Maryland’s Robert H. Smith School of Business, Smale graduated with his MBA from the University of Baltimore in December 2017. Smale and his wife, Kelly, live in Miami.



## CARTER TOOLE

**SR. ASSOCIATE AD  
COMMUNICATIONS &  
DIGITAL STRATEGY  
NORTH CAROLINA, 1995**

Carter Toole serves as the Senior Associate Athletic Director for Communications and Digital Strategy at the University of Miami. He joined the Hurricanes as an associate AD in November 2016 and was promoted to his current role in August 2017.

Toole oversees the communications, digital departments and video departments, as well as assists with publicity for the football program and head football coach Mark Richt.

Toole previously co-owned a Nashville-based marketing agency, Wheelhouse Marketing Advisors, which was acquired by a local technology firm (Atiba) at the end of 2015. Before launching Wheelhouse he served as Vice President, Digital, at another Nashville firm, Janury & Associates.

Prior to entering the agency business, Toole worked in the National Football League for nine seasons with four teams. After public relations stints with the Green Bay Packers, Tennessee Titans and Tampa Bay Buccaneers, he joined the Houston Texans as the club’s first director of internet services & publications.

He was part of the Texans’ communications staff that won the Pete Rozelle Award in 2004 as voted on by the Pro Football Writers Association of America. Toole has also worked eight Super Bowls as a member of the NFL’s media relations staff.

Toole started his sports communications career in the media relations offices at Arizona State University and the University of North Carolina at Chapel Hill, where he earned his bachelor’s degree.

A native of Alexandria, Va., Toole and his wife, Barbara, have two daughters.

# ATHLETICS ADMINISTRATION



## CRAIG ANDERSON

**SR. ASSOCIATE AD  
COMPLIANCE**  
PITTSBURGH, 2005

Craig Anderson arrived at the University of Miami in March 2013 and was elevated to the role of Senior Associate Athletic Director for Compliance and appointed to the department's executive senior staff in July 2015.

Anderson is responsible for managing all aspects of the University's compliance program, including educating coaches, student-athletes, boosters, athletic department staff and other University officials about NCAA and Atlantic Coast Conference rules and regulations.

Anderson is also responsible for overseeing all compliance processes and procedures dealing with the University's monitoring of recruiting, eligibility, financial and certification. Anderson is a member of the National Association of Athletics Compliance Coordinators (NAAC) and is the sport administrator for the Miami baseball program.

Prior to his position at the University of Miami he held positions in Compliance at NC State, University of Virginia, UNLV and Marshall University.

Anderson graduated from the University of Pittsburgh in 2005 with a bachelor's degree in political science and a year later, he graduated from Marshall University with a master's degree in athletic administration.



## LUIS FEIGENBAUM

**SR. ASSOCIATE AD  
PERFORMANCE,  
HEALTH & WELLNESS**  
MIAMI, 1998, 2000

Luis Feigenbaum was named Senior Associate Athletics Director for Performance, Health and Wellness in August 2018. He was promoted after serving as the UHealth Chief of Sports Physical Therapy. He is also the program director for the University of Miami Sports Physical Therapy Residency and a clinical assistant professor in the Department of Physical Therapy at the Miller School of Medicine.

Luis is a Board Certified Sports Clinical Specialist (2008) through the American Board of Physical Therapy Specialties, Certified and Licensed Athletic Trainer (2003) by National Athletic Trainers Association, and a Certified Strength and Conditioning Specialist (2000) by the National Strength and Conditioning Association, a Certified Blood Flow Restriction Therapy (2016) provider, and has completed a FIFA Diploma in Sports Medicine (2017).

He is a two-time graduate of the University of Miami, in 1998 earning his B.S. in Health Science and 2000 with a master's degree in Physical Therapy. He earned his Doctor of Physical Therapy in 2011 from Temple University.

A native of Miami, Feigenbaum and his wife, Jessica, also a two-time alumna of the University of Miami, have two daughters, Siena and Presley.

# ATHLETICS ADMINISTRATION



## TIM WISE

**SR. ASSOCIATE AD  
FACILITIES & EVENT  
OPERATIONS**  
SOUTH CAROLINA, 1996

Tim Wise is in his seventh year as the Senior Associate Athletic Director for Facilities and Event Operations at the University of Miami. Wise joined the UM staff in June 2012.

Wise has oversight of numerous areas within the department: facilities and maintenance services, capital projects/construction, facilities master planning, event management and guest services, camps/clinics, risk management, information technology, strength & conditioning and nutrition. He is also the liaison to the Watsco Center and Hard Rock Stadium, as well as serves as the sport administrator for Miami's soccer and rowing teams.

Wise, who has more than 20 years of experience in college athletics as an event manager, facilities director and administrator, was hired by the University of Wisconsin Athletic Department as assistant athletic director for events and facilities in August, 2008. In January 2012, he was named interim associate athletic director and elevated to the senior management team with additional oversight of the University Ridge Golf Course and \$125 million in capital projects.

Wise also had supervisory oversight of the UW Athletics event management, facilities, food and beverage and guest services units and oversaw an annual budget of approximately \$15 million. He also served in a lead role in administrative coordination of UW Athletics concerts, summer camps and event parking.

Wise served as the director of facility maintenance at the University of Connecticut from August 2005 to August 2008. He oversaw daily operations of athletic facilities, projects and event operations as the assistant athletics director for facilities and operations at Eastern Michigan University from November 2003 to June 2005.

Wise was hired as the athletics event manager at the University of Denver in August 2000 and promoted to the director of athletics events in August 2001 and served in that role until October 2003. Prior to his time at Denver, Wise was the event services manager at The Ohio State University's Schottenstein Center.



## SHIRELLE JACKSON

**SR. ASSOCIATE AD  
STUDENT-ATHLETE  
DEVELOPMENT**  
BOWLING GREEN, 1994

Shirelle Jackson is the Senior Associate Athletic Director of Student-Athlete Development at the University of Miami. Jackson initially joined Miami as the director of student-athlete development in March 2014 and was promoted to assistant AD in July 2016.

Elevated to her current title in August 2017, Jackson also oversees the Hurricanes' track and field programs.

Prior to joining the athletics department, Jackson spent the previous five years in various capacities in the College of Arts and Sciences at UM. Her initial position was a new role intended to enhance the athletic department's efforts to develop programming that will enhance the total development of our student-athletes.

Prior to arriving at UM, Shirelle was the director of athletic academic support services from 2005-08 at FIU, where she oversaw the management and operation of the school's academic support program for its 400 student-athletes. She also coordinated the academic and personal advising, class registration, tutors, study hall and study skills workshops. During her tenure at FIU, she saw her full-time staff increase to six and the student-athlete graduation rate improved by 16 percent.

She was the assistant director for student-athlete services for 11 months at Bowling Green State University in Bowling Green, Ohio. Her first athletics position was as assistant AD for student development from August 2002-July 2004 at Eastern Connecticut State.

Jackson was a four-year letter winner for the women's track and field team at Bowling Green. She received her bachelor's degree from Bowling Green in 1994 and her master's degree in counseling from Central Connecticut State in 1998. She is currently a doctoral candidate in higher education leadership at Nova Southeastern in Davie.

She is married to Jason Jackson, who is the television host and courtside reporter for Miami HEAT telecasts on Sun Sports. The couple has two children – Justin and Jordan.

# OPPONENT QUICK FACTS

## JACKSON STATE TIGERS

Location: Jackson, Miss.  
 Colors: Blue, White and Gray  
 Arena: Williams Assembly Center  
 Capacity: 8,000  
 Conference: SWAC  
 Head Coach: Tomekia Reed  
 Career Record/Yrs: N/A  
 Record at School: N/A

SID: Dennis Driscoll  
 Phone: 601-979-0857  
 Email: dennis.driscoll@jsums.edu  
 2018-19 Record: 18-14  
 Conf. Record/Finish: 12-6/3rd  
 Postseason: N/A  
 Series Record: 1-1  
 Last Meeting: 77-50, UM (12/6/14)



## MIAMI (OH) REDHAWKS

Location: Oxford, Ohio  
 Colors: Red and White  
 Arena: Millett Hall  
 Capacity: 8,000  
 Conference: MAC  
 Head Coach: DeUnna Hendrix  
 Career Record/Yrs: 125-93/7  
 Record at School: N/A

SID: Maria Slovickovski  
 Phone: 216-925-3898  
 Email: slovickm@miamioh.edu  
 2018-19 Record: 23-9  
 Record/Finish: 13-5/2nd  
 Postseason: WNIT, First Round  
 Series Record: 2-0, UM  
 Last Meeting: 96-64, UM (11/20/10)



## NORTH FLORIDA OSPREYS

Location: Jacksonville, Fla.  
 Colors: Navy Blue and Gray  
 Arena: Hodges Stadium  
 Capacity: 9,300  
 Conference: ASUN  
 Head Coach: Darrick Gibbs  
 Career Record/Yrs: 45-75/4  
 Record at School: 45-75/4

SID: Amanda Murphy Radtke  
 Phone: 904-620-4026  
 Email: amurphy@unf.edu  
 2018-19 Record: 15-14  
 Record/Finish: 10-8/5th  
 Postseason: N/A  
 Series Record: 5-0, UM  
 Last Meeting: 81-53, UM (11/21/14)



## INDIANA HOOSIERS

Location: Bloomington, Ind.  
 Colors: Cream and Crimson  
 Arena: Assembly Hall  
 Capacity: 17,222  
 Conference: Big Ten  
 Head Coach: Teri Moren  
 Career Record/Yrs: 302-196/16  
 Record at School: 103-66/5

SID: Megan Krampfer  
 Phone: 812-856-4053  
 Email: mkrampfer@indiana.edu  
 2018-19 Record: 21-13  
 Record/Finish: 8-10/10th  
 Postseason: NCAA Second Round  
 Series Record: 2-1, UM  
 Last Meeting: 89-75, UM (12/20/15)



## IUPUI JAGUARS

Location: Indianapolis, Ind.  
 Colors: Red, Gold and Black  
 Arena: The Jungle  
 Capacity: 1,215  
 Conference: Horizon League  
 Head Coach: Austin Parkinson  
 Career Record/Yrs: 162-123/9  
 Record at School: 162-123/9

SID: Taylor Alward  
 Phone: 317-278-3619  
 Email: taalward@iupui.edu  
 2018-19 Record: 20-12  
 Record/Finish: 13-5/4th  
 Postseason: WNIT, First Round  
 Series Record: 1-0, UM  
 Last Meeting: 72-58, UM (11/23/01)



## BINGHAMTON BEARCATS

Location: Vestal, N.Y.  
 Colors: Dark Green, Black, White  
 Arena: Events Center  
 Capacity: 5,142  
 Conference: America East  
 Head Coach: Bethann Shapiro Ord  
 Career Record/Yrs: 109-167/8  
 Record at School: 12-18/1

SID: David O'Brian  
 Phone: 607-777-6478  
 Email: dobrian@binghamton.edu  
 2018-19 Record: 12-18  
 Record/Finish: 7-9/5th  
 Postseason: N/A  
 Series Record: 3-0, UM  
 Last Meeting: 68-52, UM (12/19/09)



## NORTH CAROLINA A&T AGGIES

Location: Greensboro, N.C.  
 Colors: Blue and Gold  
 Arena: Corbett Sports Center  
 Capacity: 5,700  
 Conference: MEAC  
 Head Coach: Tarrell Robinson  
 Career Record/Yrs: 142-79/7  
 Record at School: 142-79/7

SID: Will Toman  
 Phone: 336-285-3609  
 Email: wtoman@ncat.edu  
 2018-19 Record: 20-12  
 Record/Finish: 16-0/1st  
 Postseason: WNIT, First Round  
 Series Record: 2-0, UM  
 Last Meeting: 84-77, UM (3/25/10)



## UNC-ASHEVILLE BULLDOGS

Location: Asheville, N.C.  
 Colors: Royal Blue and White  
 Arena: Kimmel Arena  
 Capacity: 3,200  
 Conference: Big South  
 Head Coach: Brenda Kirkpatrick Brown  
 Career Record/Yrs: 101-123/7  
 Record at School: 101-123/7

SID: Aaron Cantrell  
 Phone: 828-251-6931  
 Email: acantrel@unca.edu  
 2018-19 Record: 17-15  
 Record/Finish: 11-7/4th  
 Postseason: WBI, First Round  
 Series Record: 2-0, UM  
 Last Meeting: 84-77, UM (3/25/10)



## DEPAUL BLUE DEMONS

Location: Chicago, Ill.  
 Colors: Royal Blue and Scarlet  
 Arena: McGrath-Phillips Arena  
 Capacity: 3,000  
 Conference: BIG EAST  
 Head Coach: Doug Bruno  
 Career Record/Yrs: 733-372/35  
 Record at School: 694-342/33

SID: Bob Sakamoto  
 Phone: 773-325-7255  
 Email: rsakamot@depaul.edu  
 2018-19 Record: 26-8  
 Record/Finish: 14-4/2nd  
 Postseason: NCAA, First Round  
 Series Record: N/A  
 Last Meeting: N/A



## WASHINGTON STATE COUGARS

Location: Pullman, Wash.  
 Colors: Crimson and Gray  
 Arena: Beasley Coliseum  
 Capacity: 11,671  
 Conference: Pac-12  
 Head Coach: Kamie Ethridge  
 Career Record/Yrs: 92-65/5  
 Record at School: 9-21/1

SID: Ben Laskey  
 Phone: 509-335-0265  
 Email: ben.laskey@wsu.edu  
 2018-19 Record: 9-21  
 Record/Finish: 4-14/10th  
 Postseason: N/A  
 Series Record: N/A  
 Last Meeting: N/A



## ARKANSAS STATE RED WOLVES

Location: Jonesboro, Ark.  
 Colors: Scarlet and Black  
 Arena: First National Bank Arena  
 Capacity: 10,563  
 Conference: Sun Belt  
 Head Coach: Matt Danel  
 Career Record/Yrs: 143-135/9  
 Record at School: N/A

SID: Caleb Garner  
 Phone: 870-972-2541  
 Email: rgarner@astate.edu  
 2018-19 Record: 12-18  
 Record/Finish: 7-11/8th  
 Postseason: N/A  
 Series Record: N/A  
 Last Meeting: N/A



## WAKE FOREST DEMON DEACONS

Location: Winston-Salem, N.C.  
 Colors: Old Gold and Black  
 Arena: Joel Coliseum  
 Capacity: 14,665  
 Conference: ACC  
 Head Coach: Jen Hoover  
 Career Record/Yrs: 104-120/7  
 Record at School: 84-107/6

SID: TBD  
 Phone: --  
 Email: --  
 2018-19 Record: 10-20  
 Conf. Record/Finish: 1-15/15th  
 Postseason: N/A  
 Series Record: 12-9, UM  
 Last Meeting: 72-57, UM (1/6/19)



## OREGON STATE BEAVERS

Location: Corvallis, Ore.  
 Colors: Orange and Black  
 Arena: Gill Coliseum  
 Capacity: 9,604  
 Conference: Pac-12  
 Head Coach: Scott Rueck  
 Career Record/Yrs: 493-185/23  
 Record at School: 205-97/9

SID: Trevor Cramer  
 Phone: 541-737-3720  
 Email: trevorcramer@oregonstate.edu  
 2018-19 Record: 26-8  
 Record/Finish: 14-4/2nd  
 Postseason: NCAA/Sweet 16  
 Series Record: N/A  
 Last Meeting: N/A



## GEORGIA TECH YELLOW JACKETS

Location: Atlanta, Ga.  
 Colors: Old Gold and White  
 Arena: McCamish Pavilion  
 Capacity: 8,600  
 Conference: ACC  
 Head Coach: Nell Fortner  
 Career Record/Yrs: 162-117/9  
 Record at School: N/A

SID: Liz Ryan  
 Phone: 404-894-5445  
 Email: lryan@athletics.gatech.edu  
 2018-19 Record: 17-13  
 Conf. Record/Finish: 7-9/9th  
 Postseason: N/A  
 Series Record: 16-14, UM  
 Last Meeting: 69-56, UM (2/28/19)



# OPPONENT QUICK FACTS

## FLORIDA STATE SEMINOLES

Location: Tallahassee, Fla.  
 Colors: Gamet and Gold  
 Arena: Donald L. Tucker Center  
 Capacity: 11,500  
 Conference: ACC  
 Head Coach: Sue Semrau  
 Career Record/Yrs: 451-239/22  
 Record at School: 451-239/22

SID: Steve Stone  
 Phone: 850-644-4836  
 Email: sstone@fsu.edu  
 2018-19 Record: 24-9  
 Conf. Record/Finish: 10-6/6th  
 Postseason: N/A  
 Series Record: 45-14, FSU  
 Last Meeting: 64-54, UM (2/24/19)



## DUKE BLUE DEVILS

Location: Durham, N.C.  
 Colors: Blue and White  
 Arena: Cameron Indoor Stadium  
 Capacity: 9,314  
 Conference: ACC  
 Head Coach: Joanne McCallie  
 Career Record/Yrs: 628-243/27  
 Record at School: 312-95/12

SID: Lindy Brown  
 Phone: 919-684-2664  
 Email: lindy.brown@duke.edu  
 2018-19 Record: 15-15  
 Conf. Record/Finish: 6-10/10th  
 Postseason: N/A  
 Series Record: 14-4, DU  
 Last Meeting: 58-50, UM (1/17/19)



## LOUISVILLE CARDINALS

Location: Louisville, Ky.  
 Colors: Red and Black  
 Arena: KFC Yum! Center  
 Capacity: 22,000  
 Conference: ACC  
 Head Coach: Jeff Walz  
 Career Record/Yrs: 231-100/12  
 Record at School: 231-100/12

SID: Nick Evans  
 Phone: 502-852-3085  
 Email: nick@goacards.com  
 2018-19 Record: 32-4  
 Conf. Record/Finish: 14-2/2nd  
 Postseason: NCAA Elite Eight  
 Series Record: 4-2, UL  
 Last Meeting: 79-73, UL (2/17/19)



## VIRGINIA CAVALIERS

Location: Charlottesville, Va.  
 Colors: Navy and Orange  
 Arena: John Paul Jones Arena  
 Capacity: 14,593  
 Conference: ACC  
 Head Coach: Tina Thompson  
 Career Record/Yrs: 12-19/1  
 Record at School: 12-19/1

SID: Melissa Dudek  
 Phone: 434-982-5500  
 Email: mdudek@virginia.edu  
 2018-19 Record: 12-19  
 Conf. Record/Finish: 5-11/12th  
 Postseason: N/A  
 Series Record: 10-9, UM  
 Last Meeting: 72-59, UM (2/3/19)



## SYRACUSE ORANGE

Location: Syracuse, N.Y.  
 Colors: Orange  
 Arena: Carrier Dome  
 Capacity: 35,121  
 Conference: ACC  
 Head Coach: Quentin Hillsman  
 Career Record/Yrs: 288-145/13  
 Record at School: 288-145/13

SID: Olivia Coiro  
 Phone: 315-443-2608  
 Email: oacoiro@syr.edu  
 2018-19 Record: 25-9  
 Conf. Record/Finish: 11-5/5th  
 Postseason: NCAA Second Round  
 Series Record: 20-10, UM  
 Last Meeting: 92-85, SU (3/8/19)



## NC STATE WOLFPACK

Location: Raleigh, N.C.  
 Colors: Red and White  
 Arena: Reynolds Coliseum  
 Capacity: 5,500  
 Conference: ACC  
 Head Coach: Wes Moore  
 Career Record/Yrs: 698-227/29  
 Record at School: 140-58/6

SID: Brett Compton  
 Phone: 919-740-8714  
 Email: bacompto@ncsu.edu  
 2018-19 Record: 28-6  
 Conf. Record/Finish: 12-4/3rd  
 Postseason: NCAA Sweet 16  
 Series Record: 11-11  
 Last Meeting: 70-68, NC (3/19)



## NORTH CAROLINA TAR HEELS

Location: Chapel Hill, N.C.  
 Colors: Carolina Blue and White  
 Arena: Carmichael Arena  
 Capacity: 6,822  
 Conference: ACC  
 Head Coach: Courtney Banghart  
 Career Record/Yrs: 254-103/12  
 Record at School: N/A

SID: Dana Gelin  
 Phone: 919-962-0083  
 Email: dgelin@unc.edu  
 2018-19 Record: 18-15  
 Conf. Record/Finish: 8-8/8th  
 Postseason: NCAA, First Round  
 Series Record: 13-10, UNC  
 Last Meeting: 76-68, UM (1/20/19)



## BOSTON COLLEGE EAGLES

Location: Chestnut Hill, Ma.  
 Colors: Maroon and Gold  
 Arena: Conte Forum  
 Capacity: 8,606  
 Conference: ACC  
 Head Coach: Joanna Bernabei-McNamee  
 Career Record/Yrs: 140-81/7  
 Record at School: 14-16/1

SID: Stephanie Tunnera  
 Phone: 617-552-0524  
 Email: tunnera@bc.edu  
 2018-19 Record: 14-16  
 Conf. Record/Finish: 3-13/13th  
 Postseason: N/A  
 Series Record: 28-17, UM  
 Last Meeting: 76-73, UM (1/27/19)



## NOTRE DAME FIGHTING IRISH

Location: Notre Dame, Ind.  
 Colors: Gold and Blue  
 Arena: Purcell Pavilion  
 Capacity: 9,149  
 Conference: ACC  
 Head Coach: Muffet McGraw  
 Career Record/Yrs: 835-234/32  
 Record at School: 923-275/37

SID: Josh Bates  
 Phone: 574-631-6453  
 Email: jlbates2@nd.edu  
 2018-19 Record: 35-4  
 Conf. Record/Finish: 14-2/2nd  
 Postseason: NCAA Finals  
 Series Record: 19-5, ND  
 Last Meeting: 72-65, ND (2/7/19)



## PITTSBURGH PANTHERS

Location: Pittsburgh, Pa.  
 Colors: Blue and Vegas Gold  
 Arena: Petersen Events Center  
 Capacity: 12,508  
 Conference: ACC  
 Head Coach: Lance White  
 Career Record/Yrs: 11-20/1  
 Record at School: 11-20/1

SID: Louie Spina  
 Phone: 412-648-7774  
 Email: lspina@athletics.pitt.edu  
 2018-19 Record: 11-20  
 Conf. Record/Finish: 2-14/14th  
 Postseason: N/A  
 Series Record: 22-9, UM  
 Last Meeting: 65-51, UM (2/10/19)



## CLEMSON TIGERS

Location: Clemson, S.C.  
 Colors: Orange and Regalia  
 Arena: Littlejohn Coliseum  
 Capacity: 9,000  
 Conference: ACC  
 Head Coach: Amanda Butler  
 Career Record/Yrs: 250-172/13  
 Record at School: 20-13/1

SID: Chandler Simpson  
 Phone: 864-918-9843  
 Email: mcsimp2@clemson.edu  
 2018-19 Record: 20-13  
 Conf. Record/Finish: 9-7/7th  
 Postseason: NCAA Second Round  
 Series Record: 11-7, UM  
 Last Meeting: 76-67, CU (1/10/19)



## VIRGINIA TECH HOKIES

Location: Blacksburg, Va.  
 Colors: Maroon and Burnt Orange  
 Arena: Cassell Coliseum  
 Capacity: 10,000  
 Conference: ACC  
 Head Coach: Kenny Brooks  
 Career Record/Yrs: 402-162/16  
 Record at School: 65-40/3

SID: Carter Brown  
 Phone: 540-231-6892  
 Email: cart315@vt.edu  
 2018-19 Record: 22-11  
 Conf. Record/Finish: 6-10/10th  
 Postseason: WNIT Sweet 16  
 Series Record: 21-7, UM  
 Last Meeting: 73-65, VT (2/21/19)







## COACHES & STAFF

Head Coach Katie Meier.....	16-18
Assistant Coaches	
Octavia Blue .....	19
Tia Jackson .....	20
Fitzroy Anthony .....	21
Basketball Staff.....	22-24
Support Staff .....	24

# KATIE MEIER

HEAD COACH

14TH SEASON AT MIAMI, 277-172 | 19TH SEASON OVERALL, 353-217



## MEIER'S CAREER

### ASSISTANT COACH

1993-94 UNC Asheville

1994-99 Tulane

### ASSOCIATE HEAD COACH

1999-2001 Tulane

### HEAD COACH

2001-05 Charlotte

2005-pres. Miami

## EDUCATION

Wheaton Central High School, 1985

Duke University, 1989

B.A. English (Literature)

Duke University, 1990

M.A. English (Teaching English)

## NCAA APPEARANCES

2003 - Charlotte - First Round

2011 - Miami - Second Round

2012 - Miami - Second Round

2013 - Miami - First Round

2015 - Miami - Second Round

2016 - Miami - First Round

2017 - Miami - Second Round

2018 - Miami - First Round

2019 - Miami - Second Round

## WNIT APPEARANCES

2004 - Charlotte - Second Round

2005 - Charlotte - First Round

2006 - Miami - Second Round

2010 - Miami - Finals

2014 - Miami - First Round

## PLAYING CAREER

Wheaton Central High School, 1981-85

Duke University, 1985-88; 1989-90

BBC Mini-Flat Waregem (Belgium), 1990-93

## AWARDS/MISCELLANEOUS

ACC Rookie of the Year, 1986

GTE Academic All-American, 1988

First Team All-ACC, 1990

Kodak/WBCA District II All-American, 1990

Duke University Hall of Honor Inductee, 2002

ACC 50th Anniversary Team, 2002

C-USA Coach of the Year, 2003

WBCA Region 4 Coach of the Year, 2003

ACC Legend, 2006

Wheaton Central High School Hall of Fame Inductee, 2009

ACC Coach of the Year, 2011

Russell Athletic/WBCA Region 2 Coach of the Year, 2011

AP National Coach of the Year, 2011

USA Basketball Coach of the Year, 2013

University of Miami Sports Hall of Fame Inductee, 2017

## PERSONAL

Hometown: Wheaton, Ill.

Katie Meier completed her 14th season at the helm of the Hurricanes' women's basketball program in 2018-19. A well-known and respected figure in women's basketball with 18 years of head coaching experience, Meier has worked tirelessly to put her mark on Miami's program and to build a winning tradition.

In 2018-19, Meier guided her team to a 10th consecutive postseason appearance, including an eighth trip to the NCAA Tournament in the last nine years and fifth straight NCAA Tournament bid. Miami also reached 20-plus wins for the ninth time in 10 years and double-digit ACC victories for the seventh time in nine years.

Through the 2017-18 campaign, Meier has a career record of 321-208, including a 252-163 mark at Miami.

## Honors and Accolades

Meier has been recognized for her coaching success numerous times throughout her career. From being named a co-recipient of the 2013 USA Basketball National Coach of the Year award following a 9-0 record and gold medal at the 2013 FIBA U19 World Championship, to being inducted into the University of Miami Sports Hall of Fame in 2017, Meier's name has become synonymous with elite basketball.

One of the most prestigious honors bestowed on Meier came at the conclusion of the 2010-11 season when she was named the Associated Press National Coach of the Year - sharing the award with Connecticut's Geno Auriemma and Stanford's Tara VanDerveer. That season, Meier led the Hurricanes into the NCAA tournament for the first time since 2004 and coached the Canes to their first NCAA Tournament win since 1993.

The Canes entered the 2010-11 season with high internal expectations, but were picked eighth in the Preseason ACC Poll. Miami exceeded all outside expectations posting a perfect 20-0 record inside BankUnited Center and finished conference play with a 12-2 record, earning their first regular season conference title since joining the league in 2004. As a result, Meier was named the ACC Coach of the Year and later would be selected as the WBCA/RUSSELL ATHLETIC Region 2 Coach of the Year, as voted on by her peers.

During the 2011-12 season, Meier coached the Canes to their highest ranking in program history at No. 5. Miami went undefeated at home for the second consecutive season, pushing the home win streak to 40 games.

Five people who have been assistants for Meier during her head coaching career have gone on to earn Division I head coaching positions: Lynn Bria (Stetson), Amanda Butler

# HEAD COACH KATIE MEIER

## MEIER'S YEAR-BY-YEAR RECORDS

YEAR	SCHOOL	OVERALL CONF.				POSTSEASON
		W-L	W-L	FINISH		
2001-02	Charlotte	16-13	7-7	t-7		
2002-03	Charlotte	21-9	12-2	1	NCAA 0-1	
2003-04	Charlotte	17-14	8-6	7	WNIT 1-1	
2004-05	Charlotte	22-9	9-5	t-5	WNIT 0-1	
2005-06	Miami	17-13	6-8	6	WNIT 1-1	
2006-07	Miami	11-19	2-12	11		
2007-08	Miami	9-21	2-12	12		
2008-09	Miami	13-17	2-12	t-10		
2009-10	Miami	22-14	4-10	t-10	WNIT 5-1	
2010-11	Miami	28-5	12-2	t-1	NCAA 1-1	
2011-12	Miami	26-6	14-2	2	NCAA 1-1	
2012-13	Miami	21-11	11-7	t-4	NCAA 0-1	
2013-14	Miami	16-15	8-8	8	WNIT 0-1	
2014-15	Miami	20-13	8-8	8	NCAA 1-1	
2015-16	Miami	24-9	10-6	t-5	NCAA 0-1	
2016-17	Miami	24-9	10-6	7	NCAA 1-1	
2017-18	Miami	21-11	10-6	t-6	NCAA 0-1	
2018-19	Miami	25-9	12-4	4	NCAA 1-1	
<b>Overall</b>		<b>353-217</b>	<b>147-123</b>		<b>12-13</b>	

(Florida and Clemson), Darrick Gibbs (North Florida), Carolyn Kieger (Marquette) and Stephanie McCormick (Western Carolina). Additionally, 22 of Meier's players at Miami have gone on to play professionally after their college careers.

### A New Era

Hired April 19, 2005, Meier was appointed by then-Miami AD Paul Dee in front of national and local media, fans, alumni and support staff, signifying the beginning of a new era.

Following an unprecedented career as one of the greatest athletes to ever play in the Atlantic Coast Conference, Meier quickly established herself in the coaching ranks. Following an impressive four-year tenure as the head coach at Charlotte where she helped bring the 49er program into national prominence, Meier made it clear that her goal was to make Miami one of the premier women's basketball programs in the country.

### Creating a Winning Program

In her first season, Meier wasted little time in making the first steps towards those goals. After receiving little attention in the ACC preseason polls, the Hurricanes posted an impressive overall record of 17-13. Under Meier, Miami earned a berth into the second round of the 2006 Women's National Invitation Tournament and standout Tamara James produced one of the greatest seasons ever seen by a UM player, becoming Miami's all-time leading scorer. James was selected with the eighth overall pick in the 2006 WNBA Draft by the Washington Mystics.

Over the next two years, the Hurricanes continued to develop under Meier's direction. Miami's Renee Taylor emerged as the ACC's leading scorer in 2006-07, while Maurita Reid finished the 2007-08 campaign with 110 steals, good for second in the ACC and fifth in the NCAA.

With the No. 21-ranked incoming recruiting class, Meier and the Hurricanes saw significant improvement

during the 2008-09 season. The freshman class was highlighted by McDonald's All-American Shenise Johnson of Henrietta, N.Y., and Riquana Williams from nearby Pahokee, Fla. Under Meier's guidance, Johnson was named the ACC Rookie of the Week on three occasions and was named to the ACC All-Freshmen team as well as ACC Honorable Mention. The versatile guard/forward also led the U19 USA team to a gold medal finish in the 2009 World Championships in Bangkok, Thailand.

The 2009-10 season was one of the most successful in program history. Under Meier's vision, the Hurricanes advanced to the WNIT Championship game. Miami posted a 22-14 overall record - the first 20-win campaign since the 2002-03 season and just the eighth all-time in history. In her sophomore season, Johnson was named first team All-ACC, while a healthy Riquana Williams garnered second-team honors. The tandem led Miami to a 5-1 WNIT record - the deepest postseason run in team history, with both earning all-tournament honors along the way.

Following the success of the 2009-10 campaign, Meier signed a contract extension through 2015 and the Hurricanes continued their rise in the ACC. Miami earned a conference regular season title in 2010-11 and returned to the NCAA Tournament for the first time in seven seasons. Johnson was named to four different All-America squads and became the second player in program history to be named the conference player of the year (Frances Savage - BIG EAST - 1992). Williams, along with Johnson, was named First Team All-ACC and was the conference scoring leader, posting 21.7 points per game.

Miami's dominance continued into the 2011-12 season. The Canes finished second in the conference standings with a record of 14-2 and were 26-6 overall, earning a No. 3 seed in the NCAA Tournament. UM also defeated the eventual conference tournament champion, Maryland, both times they played in the regular season.

Seniors Shenise Johnson and Riquana Williams continued to shine in the ACC as the duo were second and third in the league in scoring and each were again named First Team All-ACC. Johnson was also named to the All-ACC Defensive Team for the third consecutive season and earned a place on five different All-America teams, including the WBCA squad for the second straight year. Williams earned AP All-America third team recognition in her final collegiate campaign as well.

The Hurricanes went to a school record third straight NCAA Tournament in 2012-13, earning a No. 8 seed. Meier's Hurricanes defeated two top-10 opponents during the season, besting No. 6/7 Penn State and knocking off No. 5/4 Duke on senior day, marking the first win over a team in the top four of either poll in program history and the school's first win over the Blue Devils, who went 20-1 against ACC opponents that season,

# HEAD COACH KATIE MEIER

## MEIER'S CAREER RECORDS

SCHOOL	YEARS	OVERALL	CONF.
Charlotte	2001-05	76-45	36-20
Miami	2005-pres.	277-172	111-103
<b>Overall</b>	<b>18 seasons</b>	<b>353-217</b>	<b>147-123</b>

including winning the ACC Tournament.

After reaching the WNIT in 2014, Meier guided the Hurricanes back to the NCAA Tournament in 2015 and the 11th-seeded Hurricanes defeated No. 6 seed Washington in the first round, before dropping their second round matchup against third-seeded Iowa, the host school.

Earlier in the 2014-15 season, Meier also led the Hurricanes to the program's first win over a team in the top four of the AP Poll. They defeated No. 4/4 Notre Dame, 78-63, the Fighting Irish's only loss in their first two years in the ACC. Sophomore guard Adrienne Motley went on to be named a consensus First Team All-ACC pick after averaging 16.9 points on 49.2 percent shooting. Meier also earned her 250th career win during the season.

In 2015-16, Meier led Miami to a 24-9 record to tie for the fifth-most wins in a season in program history. Miami received a No. 5 seed the NCAA Tournament and made its fifth appearance in the field in the past six years. The 2015-16 campaign also saw the Hurricanes beat both Duke and North Carolina in the same year for the first time. The victory at North Carolina was good for the 200th of Meier's tenure at Miami. Adrienne Motley was also tabbed as a consensus First Team All-ACC honoree for the second straight year, in addition to garnering WBCA All-America Team Honorable Mention recognition.

In 2016-17, Meier guided the Hurricanes to a second straight 24-9 record. In the quarterfinals of the ACC Tournament, Miami again defeated a Florida State team ranked in the top 10, downing the No. 8/12 Seminoles, 56-54, to earn back-to-back semifinal appearances for the first time. The Hurricanes beat four top-25 teams, defeating three ranked teams – two of which were in the top 10 – away from home for the first time in the ACC era. Miami earned a No. 4 seed in the NCAA Tournament, hosting the first two rounds of play, and reached the second round for the fourth time in seven years.

Adrienne Motley and Jessica Thomas were both Second Team All-ACC picks in 2016-17, with Motley becoming Miami's fifth WNBA Draft pick. In addition, Motley, Thomas and Keyona Hayes formed the second Miami teammate trio to all reach 1,000 points and each signed a WNBA contract, the first time three Hurricanes in the same class did so.

Despite losing many talented players to graduation and injuries, Meier led the Hurricanes to a 21-11 finish in 2017-18 and surpassed 250 wins in her tenure with the program. Erykah Davenport, a Second Team All-ACC honoree, and Keyanna Harris became the first Miami seniors to make four straight NCAA Tournaments. Miami had two freshman all-league honorees for the first time since 1992-93 in the BIG EAST, as Mykea Gray and Kelsey Marshall both made the cut.

## Establishing Her Legacy as a Player

Meier's success as a coach is a direct reflection of her playing career as a standout at Duke University. A four-year letter winner for the Blue Devils under head coach Debbie Leonard from 1986-90, Meier's name is scattered throughout the Duke record books.

She currently ranks among the school's all-time career leaders in scoring average (16.2 points per game), steals (232), free throws made (447) and free throws attempted (624). She is also listed among Duke's leaders in career points (1,761), field goals made (653), field goals attempted (1,283), assists (409) and rebounding average (6.1 rebounds per game).

Meier wasted no time making her mark at Duke, earning ACC Rookie of the Year and Basketball Yearbook Freshman All-America honors in 1986. Meier injured her knee in 1988 during her junior season and ultimately missed the entire 1988-89 campaign while recovering.

Meier returned to Duke for her senior season in 1990 without missing a beat, earning Kodak/WBCA District 2 All-America and All-ACC first team accolades while being named the Blue Devils' most valuable player.

In 2002, Meier was honored by Duke for her efforts as a player when she was named to the inaugural induction class in the Blue Devils' Hall of Honor. That same year, Meier was named to the ACC's 50th Anniversary Team. In 2006, she was once again honored by the conference when she was named an ACC Legend at the 2006 ACC Women's Basketball Tournament.

Meier's success on the court was only outdone by her accomplishments in the classroom. She was named to the Dean's List from 1986-88. In 1988 she also earned GTE Academic All-America Second Team honors.

After receiving a bachelor's degree in English literature with cum laude honors in 1989, Meier went on to earn a master's degree in teaching English from Duke in 1990.

Following her career at Duke, Meier moved overseas to play three seasons with BBC Mini-Flat Waregem in Belgium from 1990-93. There, she helped lead her team to three First Division regular season titles and one Belgian Cup Championship. While in Belgium, Meier also spent time teaching classes of conversational English while coaching teams of 15- to 17-year-olds.

A native of Wheaton, Ill., Meier graduated from Wheaton Central High School in 1985 and in October 2009 was inducted into her high school's athletic hall of fame.

# OCTAVIA BLUE

ASSISTANT COACH  
EIGHTH SEASON AT MIAMI (12TH OVERALL) | MIAMI, 1998



## PERSONAL

Hometown: Deerfield Beach, Fla.  
Education: Miami, 1998

## COACHING EXPERIENCE

### ST. JOHN'S

Assistant Coach, 2008-09

### GEORGIA TECH

Assistant Coach, 2009-12

### MIAMI

Assistant Coach, 2012-pres.

## NCAA APPEARANCES

2010 - Georgia Tech - First Round  
2011 - Georgia Tech - Second Round  
2012 - Georgia Tech - Round of 16  
2013 - Miami - First Round  
2015 - Miami - Second Round  
2016 - Miami - First Round  
2017 - Miami - Second Round  
2018 - Miami - First Round  
2019 - Miami - Second Round

## WNIT APPEARANCES

2009 - St. John's - Round of 16  
2014 - Miami - First Round

Octavia Blue joined the University of Miami women's basketball staff as an assistant coach on May 2, 2012. A familiar face in Coral Gables, Blue played for the Hurricanes from 1994-98. The Miami alum begins her eighth season with the Canes in 2019-20 and her 12th season as a college coach.

Working primarily with the post players, the Miami alum coached redshirt junior Beatrice Mompremier to AP and WBCA All-America honors following the 2018-19 season. Blue has also coached seven players to nine total All-ACC recognition in her seven seasons at Miami, including six first-team accolades. In addition, she has guided three players to the ACC All-Freshman Team and one to the All-ACC Defensive Team.

During Blue's seven-year stint at Miami, four players have signed WNBA contracts, including Adrienne Motley, the fifth Hurricane selected in the WNBA Draft. In total, 14 Hurricanes who have benefited from Blue's tutelage have gone on to play professionally, including 2019 graduates Emese Hof and Laura Cornelius.

Along with Blue's presence on the recruiting trail and her development of post players, she has coached the Hurricanes to a postseason berth each year—the NCAA Tournament in 2013, 2015, 2016, 2017, 2018 and 2019, as well as the WNIT in 2014.

Prior to her return to Miami, Blue spent three seasons as an assistant coach and recruiting coordinator at Georgia Tech. During her time in Atlanta, the Yellow Jackets posted three 20-plus win seasons, made three NCAA tournament appearances and reeled in two top-25 recruiting classes (No. 24 in 2011 and No. 13 in 2012).

Also developing post players at Georgia Tech, Blue coached three All-ACC players and three WNBA Draft picks. Brigitte Ardossi was drafted by the

Atlanta Dream in the second round in 2010, Alex Montgomery was taken in the first round by the New York Liberty in 2011 and Sasha Goodlett was picked in the first round in 2012 by the Indiana Fever.

Blue's first season as an assistant coach was in 2008-09 at St. John's, where she helped the Red Storm advance to the WNIT. Under the guidance of Blue, post player Dashena Stevens was named the 2008-09 BIG EAST Rookie of the Year.

From 1994-98, Blue amassed 1,724 points as a Hurricane, then placing her fourth in program history and still good for eighth. She shot a school record 45.3 percent from 3-point range as a senior in 1997-98 before going on to play a nine-year professional basketball career.

After her decorated collegiate career, Blue was selected No. 15 overall in 1998 by the Los Angeles Sparks, becoming Miami's first WNBA Draft pick.

She had a lengthy professional career that lasted from 1998-2006, which included playing for two WNBA teams (Sparks and Houston Comets) and international clubs in Greece, Israel, France, Turkey and Poland.

Blue returned to Miami to complete her degree in sociology/sport management in 2007 and, in 2008, was inducted into the UM Sports Hall of Fame and named an ACC Women's Basketball Legend.

On Feb. 21, 2016, Blue's No. 10 jersey became the fourth in program history raised to the rafters in Coral Gables, Fla.



## PERSONAL

Hometown: Salisbury, Md.  
Education: Iowa, 1995

## COACHING EXPERIENCE

### VCU

Assistant Coach, 1996-99

### STANFORD

Assistant Coach, 1999-2000

### UCLA

Assistant Coach, 2000-05

### DUKE

Assistant Coach, 2005-07

### WASHINGTON

Head Coach, 2007-11

### RUTGERS

Assistant Coach, 2011-15

### MIAMI

Assistant Coach, 2015-pres.

## NCAA APPEARANCES

2004 - UCLA - First Round  
2006 - Duke - Finals  
2007 - Duke - Sweet 16  
2012 - Rutgers - First Round  
2015 - Rutgers - Second Round  
2016 - Miami - First Round  
2017 - Miami - Second Round  
2018 - Miami - First Round  
2019 - Miami - Second Round

## WNIT APPEARANCES

2014 - Rutgers - Champion

## WBI APPEARANCES

2010 - Washington - Quarterfinals

# TIA JACKSON

## ASSISTANT COACH

FIFTH SEASON AT MIAMI (24TH OVERALL) | IOWA, 1995

Tia Jackson was hired as an assistant coach for the University of Miami women's basketball program on May 7, 2015.

A 23-year coaching veteran with four years of head coaching experience, Jackson came to Miami after spending four seasons as an assistant under Hall of Fame coach C. Vivian Stringer at Rutgers University.

The Hurricanes have eclipsed 20 wins and reached the NCAA Tournament in all four of Jackson's seasons with the team, including advancing to the Round of 32 on their home court twice (2017 and 2019).

Additionally, Jackson has aided five Hurricanes, forward/centers Erykah Davenport, Beatrice Mompremier and Emese Hof, and guards Adrienne Motley and Jessica Thomas, to six All-ACC accolades. Two others, guards Endia Banks and Kelsey Marshall, have garnered ACC All-Freshman Team distinction.

Jackson, who has both played and coached in the Final Four, was the head coach at Washington from 2007-11. While there, she signed a number of talented recruiting classes, and her 2008 recruiting haul was ranked No. 11 in the nation.

Following the 2010-11 season, Jackson joined the Rutgers coaching staff and helped guide the Scarlet Knights to a trio of postseason appearances, including two trips to the NCAA Tournament. In 2014-15, her last year at Rutgers, the team advanced to the second round for the first time since 2011.

In each of Jackson's first two years at Rutgers, the Scarlet Knights signed the nation's third-ranked recruiting class.

Jackson began her coaching career as an assistant at Virginia Commonwealth University just one year after graduating from college. She worked for the Rams from 1996-1999.

After her three seasons at VCU, Jackson spent one year as an assistant coach at Stanford University, working under another Hall of Fame coach, Tara

VanDerveer, at one of the nation's most tradition-rich programs.

The Cardinal made the second round of the NCAA Tournament in Jackson's lone season in Palo Alto, Calif. Jackson then moved south in the Golden State and joined the staff at UCLA, where she was an assistant coach and recruiting coordinator.

In five years with the Bruins, Jackson helped the program sign a pair of top-10 recruiting classes and ink four McDonald's and/or WBCA All-Americans. UCLA made the NCAA Tournament in 2004, its first appearance in four years.

After five seasons at UCLA, Jackson went to Duke University, where she worked as an assistant coach and recruiting coordinator from 2005-07. In both of her years in Durham, N.C., Jackson helped the Blue Devils sign top-five recruiting classes featuring a quartet of McDonald's All-Americans.

Duke made the NCAA Championship for the second time in program history in Jackson's first year on staff and reached the Sweet 16 the following season.

Originally from Salisbury, Md., Jackson scored 3,108 points in her career at Maryland Springs High School, attending the University of Iowa.

The Hawkeyes finished in the top 25 four times during Jackson's career and advanced to the Final Four in 1993, ending the season with a 27-4 record. She was named to the Midwest Regional All-Tournament team that year.

Jackson averaged 10.2 points, 4.4 rebounds and 1.5 steals per game as a Hawkeye and graduated from Iowa in 1995. A two-time All-Big Ten Honorable Mention, Jackson still ranked in the top-25 all-time at Iowa in scoring, as well as No. 12 steals, when hired at Miami.

Selected ninth in the 1997 WNBA Draft by the Phoenix Mercury, Jackson helped the team finish first in the Western Conference during the league's inaugural season.





### PERSONAL

Hometown: Boca Raton, Fla.  
Education: Palm Beach Atlantic, 2008

### COACHING EXPERIENCE

**CORAL SPRINGS CHARTER SCHOOL**  
Head Coach, 2010-12

### FLORIDA ATLANTIC

Assistant Coach, 2012-15

### MIAMI

Assistant Coach, 2015-pres.

### NCAA APPEARANCES

2016 - Miami - First Round  
2017 - Miami - Second Round  
2018 - Miami - First Round  
2019 - Miami - Second Round

# FITZROY ANTHONY

## ASSISTANT COACH

FIFTH SEASON AT MIAMI (EIGHTH OVERALL) | PALM BEACH ATLANTIC, 2008

Fitzroy Anthony was named an assistant coach for the University of Miami women's basketball program on May 18, 2015.

The Hurricanes have reached the NCAA Tournament all four years that Anthony has been on staff, including two Round of 32 berths on their home court (2017 and 2019). Miami has reached 20 wins each of Anthony's four seasons on the sideline, including 25 wins in 2018-19, tying fourth-most wins in program history.

Anthony has worked with five All-ACC performers in forward/centers Erykah Davenport, Beatrice Mompremier and Emese Hof, and guards Adrienne Motley and Jessica Thomas. Motley, a 2015-16 WBCA All-America Honorable Mention, became the fifth WNBA Draft pick in program history in 2017. He has also helped guide two players, guards Endia Banks and Kelsey Marshall, to ACC All-Freshman Team recognition.

Prior to joining the Hurricanes, Anthony was an assistant coach at Florida Atlantic University for three seasons and helped the Owls make the move from the Sun Belt to Conference USA in his second year with the program.

During his three years at FAU, Anthony primarily worked with the team's guards, and did so with great success. In his final season there, the Owls had one backcourt player named First Team All-Conference USA and another selected to the league's all-freshman team.

Anthony played a key part in the Owls' scouting, defensive game planning and academic mentoring, while also handling all of the team's scheduling.

A stellar recruiter, Anthony helped FAU sign the second-ranked recruiting class in the conference in 2014, according to Collegiate Girls Basketball Report.

In Anthony's second season in Boca Raton, Fla., he aided in

guiding the Owls to their second winning season since 2005-06 and their second-most wins during that stretch.

Well-connected in South Florida, Anthony was the head coach at Coral Springs Charter School for two years, prior to making the move to FAU in August 2012. He led the Panthers to 20-wins seasons both years and was named the Broward County Athletic Association Coach of the Year in 2012.

Anthony directed the Panthers to their first regional and district championships in 2012, as well as their first berth in the Final Four of the state tournament. Four players he coached at Coral Springs Charter School went on to play Division I basketball.

Additionally, Anthony has experience coaching AAU basketball in South Florida and won over 80 percent of his games on the sidelines. Seven of his players proceeded to play collegiately in the ACC, SEC or Big 12.

Born in Antigua, Anthony moved to Boca Raton at age 12. He played basketball at Olympic Heights High School and then at Palm Beach Atlantic University, where he graduated in 2008 with a bachelor's degree in education.



# LONNETTE HALL

**DIRECTOR OF BASKETBALL OPS. / COORDINATOR OF RECRUITING**  
**13TH SEASON | CAL STATE NORTHRIDGE, 1994**

academics, compliance and housing departments. Among some of her other duties are season ticket holder relations.

Hall came to Miami following a one-year stint as the head girl's basketball coach at R.L. Paschal High School in Fort Worth, Texas, in 2004-05. In addition to the day-to-day coaching duties, Hall also managed the program's budget and marketing activities, and oversaw the team's booster club. She also organized HOOP Group, a youth basketball program in the Fort Worth area.

Hall spent six years at Texas Christian University, serving as an assistant coach with the Lady Frogs from 1999-2003 and as the Director of Basketball Operations during the 2003-04 season. As an assistant coach with the Lady Frogs, Hall helped guide TCU to three consecutive NCAA Tournaments while coaching notable players such as Fort Lauderdale native and former

All-American Sandora Irvin, who was later selected as the third overall pick in the 2005 WNBA Draft. Along with coaching, Hall's responsibilities included recruiting, practice and game preparation efforts, in addition to preparing the team's travel arrangements.

A native of Oxnard, Calif., Hall served in the United States Navy from 1986-88. She earned an associate's degree in art from Ventura Junior College in 1991 and went on to earn a bachelor's degree in kinesiology from California State University, Northridge in 1994. Hall added a master's degree in sports administration from the University of Wisconsin-La Crosse in 1996.

University of Miami head coach Katie Meier announced in May 2012 that Lonnette Hall had been added to her staff as the director of women's basketball operations. Hall served as an assistant coach with the Hurricanes from 2007-10 and was a driving force behind the 2008 recruiting class that included Shenise Johnson, Riquna Williams and Sylvia Bullock.

The same position was held by Hall during the 2006-07 season, before she moved into her coaching role. Hall acts as the team's liaison between the coaching staff and the



# MARGIE GILL

**DIRECTOR OF BASKETBALL OPS. & SPECIAL PROJECTS**  
**SIXTH SEASON | FLORIDA, 2003**

Gill has over 15 years of women's basketball operations experience, including seven years at both the University of Mississippi and the University of Florida. Gill has also spent time on campus away from athletics, having served in an administrative capacity at Chowan University for three years.

A graduate of Florida, Gill earned a degree in exercise science with an emphasis in sport management. She served as team manager at Florida under

former Rebel coach Carol Ross for four years and was head manager her final two seasons. Upon completion of her classes, Gill moved into the director of basketball operations job at her alma mater and stayed with Ross and the Gators for seven more years.

A native of McKees Rocks, Pa., Gill is married to Steven Gill. The couple has one son, Riley.

Head women's basketball coach Katie Meier announced the hiring of Margie Gill, the program's director of women's basketball operations & special projects, in July 2014.



## JOSH WATHEN

OPERATIONS ASSISTANT / ANALYTICS & PLAYER DEVELOPMENT  
FIRST SEASON | NORTH FLORIDA, 2018

University of North Florida men's basketball team. Wathen began his time with the Ospreys as a manager in August 2017 before being elevated to a graduate manager in December 2018.

As a manager, Wathen assisted in the day-to-day basketball operations such as recording live stats, doing equipment inventory, preparing facilities for practice and gameday, traveling with the team and more.

Prior to his time at North

Florida, Wathen served in the United States armed forces for 10 years. As a member of the Army Reserve, Wathen was deployed three times, most recently to Kyrgyzstan in 2010-11. He is a Purple Heart and Bronze Star with "V" device recipient for actions in support of his fellow Soldiers and against the enemy in Afghanistan.

Wathen is a 2018 graduate of the University of North Florida with a Bachelor of Science in Sport Management.

Josh Wathen joined the University of Miami women's basketball staff in September 2019. The Indiana native most recently served as a graduate manager for the



## NOELLE COBB

COORDINATOR OF PROGRAM & PLAYER DEVELOPMENT  
FIRST SEASON | LA VERNE, 2017

served as a graduate assistant.

Prior to joining the Spartans, Cobb took part in the WBCA's "So You Want To Be A Coach" program in March 2017. The three-day workshop in Dallas featured instruction on recruiting, administration, skill development, game rules, work-life balance, etc.

Cobb, who has worked both Byron Scott and Doug Bruno's basketball camps, started 41 contests in two seasons at the University of La Verne. She averaged 12.0 points and 5.0

rebounds per game, while shooting 48.0 percent.

Before matriculating to La Verne, Cobb was a two-year captain at Fullerton Junior College, earning first team all-conference honors as a sophomore.

Cobb graduated from La Verne in 2017 with a bachelor's degree in educational studies and later received a master's degree in applied arts & sciences from UNGC in 2019.

Noelle Cobb joined the University of Miami women's basketball staff in June 2019 as the video coordinator. Cobb came to Coral Gables after two years at UNC Greensboro, where she



## NATALIE FONTELA

ATHLETIC TRAINER  
FIFTH SEASON | MIAMI, 2013

2018. She joined the Hurricanes as an assistant athletic trainer in July 2015 and is in her fourth year primarily working with the Hurricane women's basketball team and spirit squads.

A Miami graduate, Fontela earned her bachelor's degree in athletic training in 2013. She spent the next two years as a graduate assistant athletic trainer at Florida State University, working with the

Seminole cross country and track & field programs from 2013-2015.

Fontela is certified as a National Academy of Sports Medicine Corrective Exercise Specialist and is a Certified Active Release Technique Provider. A native of Miami, Fontela returned to her alma mater after earning a master's degree in sport management from Florida State in 2015.

# BRANDI WALKER

**STRENGTH & CONDITIONING COACH**  
**SECOND SEASON | TOWSON, 2008**



Brandi Walker joined the University of Miami as an assistant strength coach in July 2018. She serves as the strength & conditioning coach for the women's basketball team and came to the Hurricanes after nearly seven years at George Washington University.

Walker was as an assistant strength & conditioning coach her last six years at GW, working with women's basketball, women's gymnastics, women's volleyball, men's track and men's rowing.

Over her final five seasons at GW, Walker aided the women's basketball team to a 117-46 (.718) record with a 62-18 (.775) mark in A-10 play, including a 29-4 (15-1)

ledger in 2014-15. The Colonials earned five postseason berths, three NCAA Tournament trips, four 20-wins seasons, three A-10 Tournament championships and two A-10 regular season titles during that stretch.

Walker developed basketball-specific strength training and conditioning methods for the Colonials, as well as managed the team's recovery modalities and nutrition planning.

Along with helping the women's gymnastics team to a 2015 league championships, Walker oversaw the nutrition department and supervised both interns and graduate assistants. She also served as the interim director of sports performance.

Walker began her career in August 2011 as a graduate assistant at GW. She led the strength and conditioning efforts for men's and women's swimming, women's gymnastics, women's rowing, men's and women's cross country and

men's squash.

While in that role, she also assisted with the men's and women's basketball teams before being promoted in June 2012.

A National Strength and Conditioning Association Certified Strength and Conditioning Specialist since September 2009 and a USA Weightlifting Level 1 Sports Performance Coach since April 2012, Walker added an American Heart Association CPR, First Aid and AED certification in June 2015.

A native of Glenarden, Md., Walker graduated from Towson University in 2008 with a bachelor's degree in kinesiology and exercise science. She earned a master's degree in exercise science and strength & conditioning from GW in 2012.

In addition, Walker is currently pursuing a doctorate in health and human performance from Concordia University Chicago.

## SUPPORT STAFF



**MEGAN BARNES**  
 ASSOCIATE DIRECTOR  
 COMMUNICATIONS



**IVA EARLEY**  
 ASSISTANT DIRECTOR  
 EVENTS



**DR. ERIC GOLDSTEIN**  
 SPORTS PSYCHOLOGIST



**RAY LOPEZ**  
 MANAGER  
 IT



**MEGAN MCLEOD**  
 COORDINATOR  
 SPORTS NUTRITION



**TESSA MORTENSEN**  
 ASSISTANT DIRECTOR  
 DIGITAL STRATEGY



**JIMMIE NELSON**  
 VIDEO PRODUCER  
 VIDEO PRODUCTION



**CHAUNTE O'NEIL**  
 DIRECTOR  
 ACADEMIC SUPPORT



**JASON WEINZIRL**  
 ASSOCIATE DIRECTOR  
 TICKET OPERATIONS



**DANIELLE WHITE**  
 ASSOCIATE DIRECTOR  
 MARKETING



# HURRICANES

Photo Roster.....	26-27
Kenza Salgues .....	28
Moulayna Johnson Sidi Baba .....	29
Destiny Harden.....	30-31
Endia Banks.....	32-34
Mykea Gray.....	34-35
Jacaira Allen.....	36-37
Taylor Mason .....	38-39
Jamir Huston.....	40-41
Kelsey Marshall .....	42-43
Brianna Jackson.....	44
Yasmeen Chang.....	45
Beatrice Mompremier .....	46-48
Sydnee Roby.....	49
Roster Breakdowns.....	50





# PHOTO ROSTER



#0

**KENZA SALGUES**  
Fr. | G | 5-9  
MONTPELLIER, FRANCE



#1

**MOULAYNA JOHNSON SIDI BABA**  
Fr. | G/F | 6-0  
ARSTA, SWEDEN



#3

**DESTINY HARDEN**  
R-So. | F | 6-0  
CHICAGO, ILL.



#4

**ENDIA BANKS**  
Jr. | G | 5-9  
DULUTH, GA.



#5

**MYKEA GRAY**  
Jr. | G | 5-4  
UPPER MARLBORO, MD.



#12

**JACAIRA "IGGY" ALLEN**  
R-Jr. | G | 5-10  
POMPANNO BEACH, FLA.



#13

**TAYLOR MASON**  
Jr. | G | 5-9  
DECATUR, GA.



#15

**JAMIR HUSTON**  
So. | F | 6-0  
CLEVELAND, OHIO



#20

**KELSEY MARSHALL**  
Jr. | G | 5-9  
DAVIE, FLA.



#21

**BRIANNA JACKSON**  
Fr. | F | 6-3  
VIRGINIA BEACH, VA.



#22

**YASMEEN CHANG**  
Fr. | G | 5-9  
NAPLES, FLA.



#32

**BEATRICE MOMPRIEMER**  
R-Sr. | F | 6-4  
MIAMI, FLA.



#44

**SYDNEE ROBY**  
Fr. | C | 6-3  
MILWAUKEE, WIS.

HURRICANES



# PHOTO ROSTER



**KATIE MEIER**  
HEAD COACH  
15TH SEASON



**OCTAVIA BLUE**  
ASSISTANT COACH  
EIGHTH SEASON



**TIA JACKSON**  
ASSISTANT COACH  
FIFTH SEASON



**FITZROY ANTHONY**  
ASSISTANT COACH  
FIFTH SEASON



**MARGIE GILL**  
DIRECTOR OF BASKETBALL  
OPS. & SPECIAL PROJECTS  
SIXTH SEASON



**LONNETTE HALL**  
DIRECTOR OF BASKETBALL OPS. /  
COORDINATOR OF RECRUITING  
13TH SEASON



**JOSH WATHEN**  
OPS. ASSISTANT / ANALYTICS &  
PLAYER DEVELOPMENT  
FIRST SEASON




**NOELLE COBB**  
VIDEO COORDINATOR  
FIRST SEASON



**NATALIE FONTELA**  
ATHLETIC TRAINER  
FIFTH SEASON



**BRANDI WALKER**  
STRENGTH & CONDITIONING  
COACH  
SECOND SEASON



# KENZA SALGUES

GUARD

0

FRESHMAN • 5-9

MONTPELLIER, FRANCE • NISEP

**High School:** Graduate of the National Institute of Sport, Expertise and Performance in Paris...Ranked the No. 20 international player in the 2018 class by ProspectsNations.com...Four-star prospect and second-best player from France...Represented France at the FIBA U18 Women's European Championship – Division A, helping her country to a seventh-place finish in Udine, Italy... Averaged 8.1 points, 2.0 rebounds and 1.7 assists in seven games...Also played for France in the FIBA U16 Women's European Championship in 2016...Tallied 8.4 points and 2.4 rebounds in seven games with three double-figure outings...INSEP is a French training institute for the nation's elite athletes between 15-18...Notable alumni include Clint Capela, Boris Diaw, Tony Parker and Johan Petro...Is the first Frenchwoman to play under Katie Meier.

**Personal:** Born May 18, 2000...Last name is pronounced SALGH.



# MOULAYNA JOHNSON SIDI BABA

GUARD/FORWARD

1

FRESHMAN • 6-0

ÅRSTA, SWEDEN • SOLNA GYMNASIUM

**High School:** Four-star international prospect according to Kelli Moore Basketball... Represented Sweden in August 2018 at the FIBA U18 Women's European Championship in Udine, Italy...Made three appearances in the tournament, posting 10.7 points and 14.7 rebounds per game...Logged a double-double in all three outings, highlighted by a 12-point, 18-rebound performance against Ireland...Played for Sweden in the FIBA U16 Women's European Championship – Division A...Averaged 10.9 points and 5.4 rebounds in seven outings for Sweden... Becomes the second Swedish player to sign with Miami during Katie Meier's tenure.

**Personal:** Born Feb. 8, 2000...Committed to Miami over offers from Baylor, California, Kansas, Marquette and San Francisco...Full name is pronounced moo-LAY-nuh Johnson see-dee bah-bah.



# DESTINY HARDEN

**FORWARD 3**

**REDSHIRT SOPHOMORE • 5-4**

CHICAGO, ILL. • WEST VIRGINIA • MORGAN PARK

**As a Sophomore (2018-19):** redshirt season

**As a Freshman at West Virginia (2017-18):** Played in 35 of 37 games...Averaged 2.5 points and 1.5 rebounds in 8.2 minutes per game, shooting 44.3 percent from the floor as a freshman...Made her collegiate debut against Central Connecticut State (11/10), notching seven points and a season-high four steals in 18 minutes...Played in her final game as a Mountaineer against Virginia Tech (3/28) in the WNIT semifinals.

**High School:** Graduated from Morgan Park High School...Listed by ProspectsNation.com as a four-star recruit...Ranked by espnW HoopGurlz as a three-star prospect and the No. 19 wing player in the class...McDonald's All-American Game nominee...Averaged 18.0 points, 8.0 rebounds and 4.0 assists as a senior, leading her team to a regional title...Finished No. 11 in Illinois Ms. Basketball voting...Earned Champaign-Urbana News-Gazette First Team All-State, Chicago Tribune Second Team All-State and USA TODAY All-USA Illinois Second Team honors...Also garnered IBCA 3A/4A Third Team All-State and Daily Southtown First Team All-Area distinction...Played varsity all four years of high school, including at Christ the King Jesuit College Prep as a freshman...Played on the Nike EYBL circuit with the Mac Irvin Fire...Multiple NFL and MLB players also attended Morgan Park, as did Mae Jemison, the first African-American woman to go to space, and musician Jeremih.

**Personal:** Full name is Destiny Lorraine Harden...Nickname is Des...Born Sept. 24, 1998...Parents are Lamar Harden and Tyesa Chambers...Has an older sister (Daija), an older brother (Daijon), two younger sisters (Dovion and Demaria) and a younger brother (Darius)...Favorite athlete is Dwyane Wade...Best sports memory is scoring a game-winning basket in overtime of an AAU game in North Carolina in 2016 with Katie Meier watching...Chose Miami because the coaches made her feel comfortable and she felt it would help her go far as a basketball player...Committed to Miami over Marquette, among many others.

# 3 DESTINY HARDEN

## BY THE NUMBERS

Miscellaneous	2018-19	ACC	Career
Double-Digits	-	-	-
20+ Points	-	-	-
10+ Rebounds	-	-	-
Double Doubles	-	-	-

## CAREER HIGHS

Category	ACC	Career <sup>A</sup>
Points	N/A	8*, vs. St. Joseph's (3/18/18)
Rebounds	N/A	6*, vs. North Florida (11/19/17)
Assists	N/A	3, vs. Morgan State (12/18/17)
Steals	N/A	4*, vs. Bucknell (3/15/18)
Blocks	N/A	2*, vs. Morehead State (12/21/17)
Field Goals Made	N/A	4*, vs. St. Joseph's (3/18/18)
Field Goal Attempts	N/A	7, vs. Bucknell (3/15/18)
Free Throws Made	N/A	4*, vs. Kansas (2/4/18)
Free Throw Attempts	N/A	9, vs. Kansas (2/4/18)
3-Point FGM	N/A	N/A
3-Point FGA	N/A	N/A
Minutes	N/A	20, vs. Coppin State (12/10/17)

\*Recorded more than once with most recent listed  
<sup>A</sup> career highs at West Virginia

## 2017-18 GAME-BY-GAME\*

Date	Opponent	GS	MIN	FG-A	3FG-A	FT-A	O-D-T	AST	BK	ST	PTS
11/10	CCSU	18	3-4	0-0	1-3	1-2-3	0	1	4	7	
11/14	Sac. State	18	2-2	0-0	4-6	2-4-6	0	2	0	8	
11/19	North Florida	15	3-3	0-0	0-2	3-3-6	0	2	2	6	
11/23	vs Butler	1	0-0	0-0	0-2	0-0-0	0	0	0	0	
11/24	vs Drexel	11	1-1	0-0	0-0	0-1-1	0	0	0	2	
11/25	vs Virginia Tech	4	0-1	0-0	0-0	0-2-2	0	1	0	0	
12/3	at Texas A&M	3	0-0	0-0	0-0	0-0-0	0	0	0	0	
12/7	Pitt	5	1-1	0-0	0-0	0-0-0	0	0	0	2	
12/10	Coppin State	20	3-6	0-0	0-2	0-2-2	1	0	2	6	
12/16	vs Radford	18	2-5	0-0	4-4	1-1-2	2	0	1	8	
12/18	Morgan State	18	2-6	0-0	0-2	3-0-3	3	1	0	4	
12/21	Morehead State	13	1-3	0-0	0-1	1-2-3	2	2	0	2	
12/28	at TCU	9	1-4	0-0	0-0	3-0-3	0	0	0	2	
12/31	at Texas	8	3-3	0-0	0-1	0-0-0	0	0	2	6	
1/3	Kansas State	12	0-2	0-0	2-4	0-3-3	1	0	1	2	
01/07	Iowa State	1	0-0	0-0	0-0	0-0-0	0	0	0	0	
01/10	at Kansas	1	0-1	0-0	0-0	0-0-0	0	0	0	0	
01/13	TCU	0	0-0	0-0	0-0	0-0-0	0	0	0	0	
01/17	at Oklahoma St	4	0-1	0-0	2-2	1-0-1	0	0	0	2	
01/24	Texas Tech	12	0-4	0-0	0-2	1-0-1	1	0	0	0	
01/28	Baylor	1	0-0	0-0	0-0	0-0-0	1	0	0	0	
02/03	at Oklahoma	7	2-4	0-0	1-1	0-1-1	1	0	1	5	
02/05	Texas	6	0-4	0-0	0-0	2-0-2	0	0	0	0	
02/10	at Texas Tech	2	0-0	0-0	0-0	0-0-0	0	0	0	0	
02/14	Kansas	14	1-3	0-0	4-9	3-0-3	0	0	0	6	
02/17	Oklahoma	6	1-1	0-0	0-0	0-1-1	0	0	1	2	
02/20	at Kansas St	2	0-1	0-0	0-0	0-0-0	0	0	0	0	
02/24	Oklahoma St	8	0-0	0-0	0-0	0-0-0	0	0	0	0	
02/26	at Baylor	1	0-0	0-0	0-0	0-0-0	0	0	0	0	
03/04	vs Texas	6	0-1	0-0	0-0	2-1-3	0	0	1	0	
03/15	Bucknell	14	4-7	0-0	0-0	0-2-2	0	1	4	8	
03/18	Saint Joseph's	13	4-5	0-0	0-0	2-0-2	0	0	0	8	
03/23	James Madison	5	1-3	0-0	0-0	0-1-1	0	0	0	2	
03/25	St. John's	9	0-2	0-0	0-0	0-0-0	0	0	0	0	
3/28	Virginia Tech	1	0-1	0-0	0-0	0-0-0	0	0	0	0	

\* - at West Virginia

HARDEN CAREER STATISTICS												3-Point				Free Throws			Rebounds				Scoring			
Season	GP	GS	Min.	Avg.	FG	FGA	Pct	FG	FGA	Pct	FT	FTA	Pct	Off	Def	Tot	Avg	PF	FO	Ast	TO	Blk	Stl	Pts	Avg	
2017-18*	35	0	286	8.2	35	79	.443	0	0	.000	18	41	.439	25	26	51	1.5	34	1	12	23	10	19	88	2.5	
TOTAL	35	0	286	8.2	35	79	.443	0	0	.000	18	41	.439	25	26	51	1.5	34	1	12	23	10	19	88	2.5	

\* - at West Virginia University



# ENDIA BANKS

GUARD

4

SOPHOMORE • 5-9

DULUTH, GA. • DULUTH HIGH

**As a Sophomore (2018-19):** Played in all 34 games and started each of the final 14...Scored in double figures twice, logged seven-plus rebounds five times and posted five assists in three outings...Finished third among Hurricanes in rebounding (3.5), offensive rebounding (0.8) and assists (2.2)...Led or co-led Miami in steals seven times and assists four times...Tied for the fourth-most 3-pointers (three) in an NCAA Tournament game in program history.

**As a Freshman (2017-18):** Tabbed to the All-ACC Academic Team...One of four Hurricanes to play in all 32 games, one of two to start all of them...Registered double-digits on 10 occasions...Grabbed 5-plus rebounds in 11 games and 5-plus assists in nine games...Paced the Hurricanes in assists (2.7) and minutes (26.4)...Finished third on the team in rebounding (4.4) and field goal percentage (44.6)...Posted the fourth-best field goal percentage (70.0, 7-of-10) in an NCAA Tournament game in program history...Ranked third among ACC freshmen in assists, fourth in field goal percentage (min. 2 FGM per game) and fifth in steals (min. 15 GP)...Joined classmate Mykea Gray as the first Miami freshmen to start every game since Shenise Johnson in 2008-09...One of three freshmen to earn All-ACC Academic Team recognition...Totaled a season-high 15 points on 7-of-13 shooting to go along with eight rebounds and four assists in her first collegiate game against FIU (11/10)...Earned her first double-double with 15 points (15) and 10 rebounds in the first round of NCAA Tournament against Quinnipiac (3/17).

**High School:** Graduated from Duluth High School...Listed by ProspectsNation.com as a four-star recruit and the No. 53 player in the country, including the No. 13 guard and the eighth-best player in Georgia...McDonald's All-American Game nominee...As a senior, named the Region 6-7A Player of the Year by the league's coaches and a Gwinnett Daily Post Super Six selection...Helped lead her team to the state Sweet 16 while serving as a captain...Tabbed as a Second Team All-Region 7-6A pick as a sophomore and a junior...Notable Duluth alumni include: George Rogers, the 1980 Heisman Trophy winner, Brian McCann (Houston Astros) and former MLB player Nick Green.

**Personal:** Full name is Endia Nakyra Banks ... First name is pronounced IN-Dee-Uh, like the country ... Born Feb. 9, 1999 in Starkville, Miss. ... Parents are Dewitt Banks and Yalunda Winters ... Has two younger sisters, Olivia and London ... Majoring in sport administration ... Enjoys playing the piano and drawing ... Favorite athlete is LeBron James because he is a champion and it is so rare to find a player with his size and athleticism ... Best sports memory is defeating her top rival, Norcross High School, as a freshman ... Chose Miami because of the way the coaches treated her and the family-oriented nature of the program ... Committed to Miami over Auburn, Cincinnati and Georgia Tech.



# 3 | ENEDIA BANKS

## BY THE NUMBERS

Miscellaneous	2018-19	ACC	Career
Double-Digits	2	2	12, last vs. FGCU (3/22/19)
20+ Points	-	-	-
10+ Rebounds	-	-	2, last vs. Quinnipiac (3/17/18)
Double Doubles	-	-	1, vs. Quinnipiac (3/17/18)

## CAREER HIGHS

Category	ACC	Career
Points	14, at Florida State (1/11/18)	15*, vs. Quinnipiac (3/17/18)
Rebounds	8*, at Pittsburgh (2/10/19)	10*, vs. Quinnipiac (3/17/18)
Assists	6*, at Georgia Tech (2/22/18)	8, vs. Kentucky (12/10/17)
Steals	3*, vs. Virginia Tech (2/25/18)	3*, vs. Virginia Tech (2/25/18)
Blocks	1*, vs. NC State (2/8/18)	1*, vs. Quinnipiac (3/17/18)
Field Goals Made	6, at Florida State (1/11/18)	7*, vs. Quinnipiac (3/17/18)
Field Goal Attempts	10, at Florida State (1/11/18)	13, vs. FIU (11/10/17)
Free Throws Made	2*, at Pittsburgh (2/10/19)	6, vs. Michigan St. (11/30/17)
Free Throw Attempts	2*, at Pittsburgh (2/10/19)	8, vs. S. Illinois (12/20/17)
3-Point FGM	2*, vs. Georgia Tech (2/28/19)	3, vs. FGCU (3/22/19)
3-Point FGA	4, vs. Georgia Tech (2/28/19)	5, vs. FGCU (3/22/19)
Minutes	32, at North Carolina (2/4/18)	26, vs. S. Illinois (12/20/17)

\*Recorded more than once with most recent listed

## 2017-18 GAME-BY-GAME

Date	Opponent	GS	MIN	FG-A	3FG-A	FTA	O-D-T	AST	BK	ST	PTS
11/10	FIU	*	34	7-13	0-1	1-3	3-8	4	0	1	15
11/12	Vermont	*	28	1-2	0-0	1-2	0-4-4	5	0	1	3
11/18	at Colorado	*	25	4-11	0-2	3-4	3-1-4	5	0	2	11
11/21	New Orleans	*	22	1-5	0-2	0-1	1-2-3	2	0	1	2
11/24	Maine	*	21	2-3	0-0	0-0	1-2-3	2	0	0	4
11/26	Maryland	*	30	5-8	0-1	0-0	2-1-3	1	0	3	10
11/30	Michigan St	*	28	2-8	0-3	6-6	0-2-2	1	0	0	10
12/03	St. John's	*	26	4-10	1-2	1-1	3-8	0	0	0	10
12/10	Kentucky	*	30	5-9	0-1	3-6	0-2-2	8	0	2	13
12/15	Alabama St	*	26	3-8	1-2	0-0	4-2-6	3	0	3	7
12/18	vs Sac. St	*	25	2-6	1-3	1-2	0-10-10	5	0	1	6
12/20	vs S. Illinois	*	36	5-9	0-2	4-8	0-6-6	5	0	3	14
12/28	Bethune	*	19	1-4	0-2	2-2	2-1-3	1	0	1	4
12/31	Duke	*	26	2-6	0-0	2-2	1-2-3	4	0	3	6
01/04	at ND	*	31	4-8	0-2	0-0	1-6-6	6	0	2	8
01/07	Wake Forest	*	27	4-9	0-2	0-0	1-3-4	1	0	0	8
01/11	at Florida St	*	27	6-10	1-2	1-1	2-4-6	1	0	1	14
01/14	at Clemson	*	20	3-8	0-1	2-2	1-3-4	0	0	0	8
01/18	Syracuse	*	22	2-6	0-1	1-2	1-3-4	3	0	2	5
01/21	at BC	*	21	2-5	1-1	1-2	0-5-5	2	1	0	6
01/25	Louisville	*	25	4-6	0-1	1-2	0-2-2	0	0	0	9
01/28	at Va. Tech	*	22	1-8	0-2	2-2	1-4-5	2	0	0	4
02/04	at UNC	*	32	4-7	1-1	0-0	3-8-6	6	0	0	9
02/08	NC State	*	24	0-3	0-1	0-0	0-1-1	1	1	0	0
02/11	Florida St	*	23	3-4	0-1	0-0	0-2-2	2	0	0	6
02/15	Pittsburgh	*	27	2-5	1-2	0-0	1-6-7	4	0	1	5
02/18	at Virginia	*	28	2-5	1-2	1-1	0-5-5	1	0	0	6
02/22	at Ga. Tech	*	27	0-2	0-1	2-4	1-3-4	6	0	1	2
02/25	Va. Tech	*	22	5-7	2-2	0-0	0-0-0	1	0	3	12
03/01	Wake Forest	*	24	3-8	0-2	2-2	2-1-3	0	0	1	8
03/02	vs Florida St	*	34	3-9	1-1	0-0	1-1-2	5	0	2	7
03/17	vs Quinnipiac	*	33	7-10	1-2	0-0	1-9-10	0	1	0	15

## 2018-19 GAME-BY-GAME

Date	Opponent	GS	MIN	FG-A	3FG-A	FTA	O-D-T	AST	BK	ST	PTS
11/06	at FIU		30	3-7	0-1	0-0	3-1-4	5	0	0	6
11/09	Stephen F.A.		12	1-1	1-1	0-0	0-1-1	2	0	0	3
11/11	Hartford		20	4-5	0-0	3-4	1-6-7	5	0	1	11
11/15	Marquette		23	1-5	1-2	0-0	1-4-5	3	0	0	3
11/18	at Iowa State		22	3-7	0-3	0-2	0-3-3	2	0	0	6
11/23	Nebraska		22	3-7	0-2	0-0	2-6-2	4	0	1	6
11/25	Temple		14	2-6	1-3	0-3	0-3-3	1	0	2	5
11/29	at Purdue		16	0-0	0-0	0-0	0-0-0	1	0	1	0
12/02	Colorado		25	2-5	2-3	2-2	0-4-4	1	1	3	8
12/09	New Orleans		22	0-3	0-1	0-0	2-1-3	3	0	1	0
12/16	UMES		24	3-7	1-2	0-1	0-2-2	3	1	2	7
12/20	vs Vanderbilt		25	1-4	0-2	0-0	0-2-2	5	0	0	2
12/21	vs Alabama		21	1-1	1-1	0-0	0-3-3	3	0	1	3
12/28	Florida A&M		21	0-2	0-1	1-2	0-5-5	2	1	0	1
01/03	Central Mich.		17	1-2	0-1	0-0	0-2-2	1	0	0	2
01/03	Virginia Tech		17	0-3	0-1	0-0	1-1-2	0	0	0	0
01/06	at Wake Forest		8	0-2	0-0	0-0	1-1-2	0	0	0	0
01/10	Clemson		25	2-6	0-1	0-0	1-3-4	2	0	1	4
01/17	at Duke		23	2-5	0-1	0-0	2-5-5	1	0	1	4
01/20	North Carolina		18	1-5	0-1	0-0	0-3-6	2	0	0	2
01/23	at Syracuse	*	16	1-1	1-1	2-2	0-3-3	2	0	0	5
01/27	BC	*	24	2-7	0-0	1-1	3-8	3	0	1	5
01/31	at Florida St	*	23	1-7	0-1	0-0	2-1-3	2	0	0	2
02/03	Virginia	*	28	1-4	0-0	0-0	0-2-2	2	0	0	2
02/07	Notre Dame	*	24	1-3	0-2	0-0	2-1-3	2	0	0	2
02/10	at Pittsburgh	*	27	0-5	0-1	2-2	1-7-8	4	0	0	2
02/17	at Louisville	*	22	3-3	1-1	0-0	0-2-2	1	0	0	7
02/21	at Va. Tech	*	26	0-4	0-1	0-0	0-4-4	1	0	0	0
02/24	Florida St	*	12	0-2	0-1	0-0	0-1-1	0	0	1	0
02/28	Georgia Tech	*	30	3-8	2-4	0-0	1-6-7	1	0	0	8
03/03	at NC State	*	29	0-1	0-0	0-0	0-3-3	4	0	1	0
03/08	vs Syracuse	*	13	1-2	0-0	0-0	0-1-1	1	0	0	2
03/22	FGCU	*	32	4-8	3-5	3-4	1-6-7	4	0	0	14
03/24	Arizona St	*	29	4-6	0-2	0-0	0-3-3	1	0	0	8

BANKS CAREER STATISTICS																									
		3-Point			Free Throws			Rebounds			Scoring														
Season	GP	GS	Min.	Avg.	FG	FGA	Pct	FG	FGA	Pct	Off	Def	Tot	Avg	PF	FO	Ast	TO	Bk	Stl	Pts	Avg			
2017-18	32	32	845	26.4	99	222	.446	12	48	.250	37	55	.673	36	105	141	4.4	55	0	87	90	3	34	247	7.7
2018-19	34	14	729	21.4	51	144	.354	14	46	.304	14	23	.609	27	93	120	3.5	43	0	74	47	3	18	130	3.8
Total	66	46	1574	23.8	150	366	.410	26	94	.277	51	78	.654	63	198	261	4.0	98	0	161	137	6	52	377	5.7

# MYKEA GRAY

GUARD

5

JUNIOR • 5-4

UPPER MARLBORO, MD. • NATIONAL CHRISTIAN ACADEMY



**As a Sophomore (2018-19):** Florida Sunshine Classic All-Tournament Team...One of three Miami players to start all 34 contests...Scored double-digit points 22 times, including in 20 of the last 24 games with nine in a row, and tallied 15-plus 13 times, with 20-plus on six occasions...Paced Miami in steals (1.2), while ranking second in assists (2.2), made 3-pointers (61), made free throws (98) and free throw percentage (77.8)...Finished third in scoring (12.6) and made field goals (135), as well as fourth in minutes (28.0)...Led or co-led the Hurricanes in steals 12 times, scoring eight times, minutes eight times and assists five times...Tied for the second-highest single-game made 3-pointer (six) and free throw (10, twice) totals by a Hurricane...Tied for the fifth-most made free throws (seven) in an NCAA Tournament game in program history, as well as placed fifth in percentage (87.5)...Placed No. 28 in the ACC in scoring.

**As a Freshman (2017-18):** Blue Ribbon Panel All-Freshman Team & ACC Coaches ACC All-Freshman Team...Two-time ACC Rookie of the Week (11/13, 11/27)...Miami Thanksgiving Tournament All-Tournament Team...One of four Hurricanes to play in all 32 games and one of two to start all of them...Scored in double figures 18 times, including each of her first six outings, with 15-plus 10 times and 20-plus four times...Dished out five assists on four occasions...Paced Miami in free throw percentage (min. 1 FTM per game, 74.8)...Ranked second on the team in scoring (11.7), made field goals (121), made 3-pointers (48), 3-point percentage (min. 1 3FG per game, 31.6), made free throws (83), free-throw attempts (111), steals (1.4) and minutes (25.9)...Placed No. 26 in the ACC in scoring...Among ACC freshmen, tied for first in made free throws, ranked second in steals, free throw percentage (min. 1 FTM per game) and free-throw attempts, as well as third in scoring, and fourth in made field goals and 3-pointers...Joined classmate Endia Banks as the first Miami freshmen to start every game since Shenise Johnson in 2008-09 ... Second player in program history to earn multiple ACC Freshman of the Week awards, along with Johnson ... Joined classmate Kelsey Marshall as the third and fourth ACC All-Freshman Team honorees in program history.

**High School:** Graduated from SHABACH! Christian Academy Homeschool and played basketball for National Christian Academy...Listed by ProspectsNation.com as a four-star recruit, the No. 60 overall player and the No. 16 point guard...Ranked as a four-star prospect and the No. 69 prospect in the country by espnW HoopGuriz, as well as the No. 14 point guard and third-best player in Maryland...Two-time Washington Post First Team All-Met selection and a McDonald's All-American Game nominee...Averaged 18.9 points per game as a senior, helping her team to a 25-7 record and a No. 3 finish in the Washington Post's area rankings...Tabbed as the Maryland Gatorade Player of the Year and a USA TODAY First Team All-State pick as a junior...Logged 18.1 points, 4.2 rebounds and 2.9 assists, as her team finished a perfect 30-0...Attended Capital Christian Academy as a freshman...Member of the honor society...Played on the AAU circuit with the Fairfax Stars and won the Nike EYBL championship in 2015...Dante Taylor, a 2013 McDonald's All-American, also played for National Christian Academy, as did Kevin Durant for his first two years of high school.

**Personal:** Full name is Mykea Denise Gray...First name is pronounced My-KEY-Uh...Born May 19, 1998...Parents are Michael II and Nakia Gray...Father is a realtor and mother is a lawyer...Has a younger brother, Michael III...Majoring in criminology...Career goal is to be an FBI agent...Enjoys dancing and listening to music...Favorite athlete is Kyrie Irving because of how difficult he is to guard...Best sports memory is hitting a game-winning shot at the buzzer in seventh grade and hugging her dad afterwards...Chose Miami because it was the best school she visited in terms of the combination of academics and basketball...Committed to Miami over DePaul, George Washington, Georgia, Penn State, Rhode Island, Seton Hall, USF and Temple.

# 5 | MYKEA GRAY

## BY THE NUMBERS

Miscellaneous	2018-19	ACC	Career
Double-Digits	22	13	40, last vs. Arizona St. (3/24/19)
20+ Points	-	4	10, last at Virginia Tech (2/21/19)
10+ Rebounds	6	-	-
Double Doubles	-	-	-

## CAREER HIGHS

Category	ACC	Career
Points	24, vs. Clemson (1/10/19)	27, vs. FIU (11/10/17)
Rebounds	7, vs. NC State (2/8/18)	7, vs. NC State (2/8/18)
Assists	6, vs. North Carolina (1/20/19)	6*, vs. North Carolina (1/20/19)
Steals	4*, vs. Florida State (2/24/19)	4*, vs. Florida State (2/24/19)
Blocks	N/A	N/A
Field Goals Made	7*, vs. Georgia Tech (2/28/19)	9, vs. Stephen F. Austin (11/9/18)
Field Goal Attempts	18*, at Florida State (1/31/19)	18*, at Florida State (1/31/19)
Free Throws Made	10*, vs. Boston College (1/27/19)	10*, vs. Boston College (1/27/19)
Free Throw Attempts	11*, vs. Boston College (1/27/19)	11*, vs. Boston College (1/27/19)
3-Point FGM	6, at Virginia Tech (2/21/19)	6, at Virginia Tech (2/21/19)
3-Point FGA	10, at Virginia Tech (2/21/19)	10, at Virginia Tech (2/21/19)
Minutes	37*, at Florida State (1/31/19)	37*, at Florida State (1/31/19)

\*Recorded more than once with most recent listed

HURRICANES

## 2017-18 GAME-BY-GAME

## 2018-19 GAME-BY-GAME

Date	Opponent	GS	MIN	FG-A	3FG-A	FT-A	O-D-T	AST	BK	ST	PTS
11/10	FIU	*	35	8-16	3-8	8-11	0-3-3	5	0	3	27
11/12	Vermont	*	25	8-17	4-8	1-2	0-1-1	0	0	1	21
11/18	at Colorado	*	21	2-11	1-7	5-5	0-2-2	3	0	2	10
11/21	New Orleans	*	26	4-11	0-4	5-8	1-1-2	4	0	2	13
11/24	Maine	*	28	6-11	3-6	1-3	0-1-1	4	0	2	16
11/26	Maryland	*	24	8-15	3-4	2-4	0-0-0	0	0	1	21
11/30	Michigan St	*	17	1-5	0-3	2-2	2-1-3	2	0	2	4
12/3	St. John's	*	20	1-9	1-5	2-2	0-0-0	2	0	1	5
12/10	Kentucky	*	34	3-12	0-4	6-8	0-1-1	1	0	2	12
12/15	Alabama St	*	26	8-13	2-6	0-0	0-3-3	5	0	2	18
12/18	vs Sac. State	*	23	3-9	1-5	3-5	0-3-3	4	0	4	10
12/20	vs S. Illinois	*	26	3-9	0-3	3-3	0-1-1	3	0	0	9
12/28	Bethune	*	22	8-12	4-6	4-4	1-3-4	3	0	3	24
12/31	Duke	*	19	2-11	1-7	2-2	1-0-1	0	0	2	7
01/04	Notre Dame	*	20	2-7	1-3	2-2	0-1-1	2	0	0	7
01/07	Wake Forest	*	15	1-4	0-1	0-0	1-2-3	0	0	2	2
01/11	Florida State	*	21	2-7	1-4	6-7	0-1-1	1	0	0	11
01/14	at Clemson	*	23	5-11	2-4	2-2	0-0-0	0	0	1	14
01/18	Syracuse	*	25	2-12	1-6	4-4	1-1-2	2	0	0	9
01/21	at BC	*	24	2-7	1-3	2-2	0-1-1	0	0	3	7
01/25	Louisville	*	34	4-16	1-6	4-5	0-0-0	4	0	0	13
01/28	at Va. Tech	*	29	2-10	1-2	0-0	0-0-0	3	0	1	5
02/04	at UNC	*	23	4-12	2-5	4-4	0-1-1	3	0	1	14
02/08	NC State	*	29	2-7	0-2	0-0	0-7-7	2	0	1	4
02/11	Florida State	*	30	2-9	1-5	1-5	0-1-1	5	0	3	8
02/15	Pittsburgh	*	27	6-10	4-6	1-2	0-1-1	5	0	1	17
02/19	at Virginia	*	28	3-9	1-5	1-3	0-2-2	2	0	0	8
02/22	at Ga. Tech	*	33	6-16	4-7	2-2	0-1-1	0	0	3	18
02/25	Virginia Tech	*	26	2-5	1-4	0-2	1-1-2	2	0	1	5
03/01	vs WF	*	34	3-8	2-5	1-2	0-2-2	2	0	0	9
03/02	vs Florida St	*	35	6-14	1-5	2-2	0-0-0	3	0	2	15
03/17	vs Quinnipiac	*	28	2-10	1-3	5-8	0-2-2	2	0	1	10

Date	Opponent	GS	MIN	FG-A	3FG-A	FT-A	O-D-T	AST	BK	ST	PTS
11/6	at FIU	*	28	5-12	3-8	2-2	0-0-0	4	0	0	15
11/9	Stephen F.A.	*	29	9-15	5-8	2-2	0-3-3	3	0	0	25
11/11	Hartford	*	20	0-4	0-2	0-0	0-0-0	4	0	1	0
11/15	Marquette	*	21	2-6	1-3	0-0	0-0-0	2	0	0	5
11/18	at Iowa State	*	19	2-7	1-5	0-0	2-1-3	1	0	0	5
11/23	Nebraska	*	19	2-7	0-3	0-0	0-0-0	0	0	3	4
11/25	Temple	*	29	1-7	1-4	2-2	1-2-3	3	0	0	5
11/29	at Purdue	*	11	3-5	2-3	0-0	0-1-1	0	0	0	8
12/2	Colorado	*	32	3-5	1-2	1-2	0-1-1	2	0	2	8
12/9	New Orleans	*	26	3-8	0-4	3-3	0-2-2	4	0	0	9
12/16	UMES	*	31	5-12	1-8	1-4	0-3-3	1	0	0	12
12/20	vs Vanderbilt	*	22	7-9	2-4	2-2	0-2-2	4	0	3	18
12/21	vs Alabama	*	25	7-14	5-7	2-2	0-6-6	1	0	0	21
12/28	Florida A&M	*	21	2-8	0-3	3-3	0-0-0	6	0	3	7
12/30	Central Mich.	*	33	6-14	3-6	2-3	0-2-2	2	0	2	17
01/03	Virginia Tech	*	32	2-10	2-6	7-9	0-4-4	4	0	1	13
01/06	at WF	*	37	6-18	0-5	8-11	0-3-3	5	0	4	20
01/10	Clemson	*	35	6-14	2-7	10-11	1-4-5	2	0	4	24
01/17	at Duke	*	33	4-9	2-5	2-6	0-2-2	2	0	2	12
01/20	North Carolina	*	35	5-11	3-7	4-4	0-4-4	6	0	2	17
01/23	at Syracuse	*	34	6-12	2-5	3-4	0-3-3	2	0	2	17
01/27	Boston College	*	29	4-10	3-6	10-11	1-1-2	0	0	2	21
01/31	at Florida St	*	37	5-18	4-11	0-0	0-2-2	2	0	1	14
02/03	Virginia	*	25	2-7	0-4	3-3	0-0-0	2	0	0	7
02/07	Notre Dame	*	25	2-8	1-5	5-6	0-0-0	1	0	0	10
02/10	at Pittsburgh	*	25	3-9	2-6	0-0	0-0-0	1	0	1	8
02/17	at Louisville	*	28	3-5	1-1	3-5	0-5-5	0	0	2	10
02/21	at Va. Tech	*	30	7-15	6-10	0-1	0-1-1	1	0	0	20
02/24	Florida State	*	32	5-10	2-4	7-9	1-1-2	4	0	4	19
02/28	Georgia Tech	*	30	7-9	3-4	1-4	0-3-3	0	0	0	18
03/03	at NC State	*	22	2-12	0-5	0-0	0-1-1	0	0	0	4
03/08	vs Syracuse	*	33	4-12	0-5	5-6	1-2-3	2	0	0	13
03/22	FGCU	*	36	1-4	1-2	7-8	0-2-2	2	1	2	10
03/24	Arizona St.	*	33	4-12	2-8	3-3	0-3-3	2	0	0	13

GRAY CAREER STATISTICS																									
Season	GP	GS	Min.	Avg.	3-Point			Free Throws			Rebounds			Scoring											
					FG	FGA	Pct	FT	FTA	Pct	Off	Def	Tot	Avg	PF	FO	Ast	TO	Blk	Stl	Pts	Avg			
2017-18	32	32	830	25.9	121	335	361	48	152	316	83	111	748	8	44	52	1.6	74	0	74	86	0	45	373	11.7
2018-19	34	34	953	28.0	135	338	399	61	176	347	98	126	778	7	63	70	2.1	71	0	76	98	1	41	429	12.6
Total	66	66	1783	27.0	256	673	760	109	328	763	181	237	764	15	107	122	1.8	145	0	150	184	1	86	802	12.2



# JACAIRA ALLEN\*

GUARD

12

REDSHIRT JUNIOR • 5-10

POMPANO BEACH, FLA. • MISSISSIPPI STATE • DILLARD

**As a Redshirt Sophomore (2018-19):** Transferred from Mississippi State University after fall semester...Sat out season due to NCAA transfer rules.

**As a Sophomore at Mississippi State (2017-18):** Redshirted due to injury suffered in preseason practice...Bulldogs reached the NCAA title game for the second year in a row.

**As a Freshman at Mississippi State (2016-17):** Played in 20 games and helped the Bulldogs reach the NCAA finals...Averaged 2.7 points in 5.6 minutes per game, shooting 47.8 percent from the field...Scored in double figures twice...Opened her collegiate career with 10 points and a season-high six rebounds against Villanova (11/11), connecting on both her free throws...Appeared in the national championship game versus South Carolina (4/2), logging one point.

**High School:** Graduated from Dillard High School...Ranked by ProspectsNation.com as a four-star recruit, as well as the No. 43 overall player in the class, including the ninth-best guard and fourth-best Floridian...Tabbed by espnW HoopGurlz as a three-star prospect...McDonald's All-American Game nominee...Finished as a Florida Dairy Farmers 6A Player of the Year finalist as a senior...Averaged 15.1 points, 12.4 rebounds and 3.2 assists as a junior...Aided her team to a 31-2 record, a 5A state title and an appearance in the Dick's Sporting Goods High School Nationals title game at Madison Square Garden...Earned both Florida Dairy Farmers 5A Player of the Year and Sun Sentinel 5A-2A Broward County Player of the Year...Garnered BCAA Big 8 Tournament MVP FABC/SourceHoops 5A First Team All-State honors.

**Personal:** Nickname is Iggy, prefers to be called Iggy...Born May 31, 1998...Mother is Susan Anthony...Has a sister, Alicia Mardis, who plays basketball at Arkansas Tech.

*\*will be eligible in Jan. 2020*

# 3 | JACAIRA ALLEN

## BY THE NUMBERS

Miscellaneous	2018-19	ACC	Career
Double-Digits	-	-	2, last vs San Jose St (11/26/16)
20+ Points	-	-	-
10+ Rebounds	-	-	-
Double Doubles	-	-	-

## CAREER HIGHS

Category	ACC	Career <sup>^</sup>
Points	N/A	14, vs. San Jose State (11/26/16)
Rebounds	N/A	6, vs. Villanova (11/11/16)
Assists	N/A	3, vs. Northwestern State (12/28/16)
Steals	N/A	3, vs. Northwestern State (12/28/16)
Blocks	N/A	N/A
Field Goals Made	N/A	7, vs. San Jose State (11/26/16)
Field Goal Attempts	N/A	9, vs. San Jose State (11/26/16)
Free Throws Made	N/A	3, vs. Northwestern State (12/28/16)
Free Throw Attempts	N/A	4, vs. Northwestern State (12/28/16)
3-Point FGM	N/A	N/A
3-Point FGA	N/A	1, at Hawaii (11/27/16)
Minutes	N/A	15, vs. San Jose State (11/26/16)

\*Recorded more than once with most recent listed

<sup>^</sup> career highs at Mississippi State

## 2016-17 GAME-BY-GAME\*

Date	Opponent	GS	MIN	FG-A	3FG-A	FT-A	O-D-T	AST	BK	ST	PTS
11/11	vs Villanova	14	4-8	0-0	2-2	4-6	0 0 1	10			
11/12	at Maine	6	1-1	0-0	0-0	0-1	0 0 0	2			
11/16	vs Tulane	4	0-2	0-0	0-0	0-0	0 0 0	0			
11/20	vs Texas	-	-	-	-	-	-	-			
11/25	vs Oregon	5	1-1	0-0	0-0	0-0	1 0 0	2			
11/26	vs San Jose St	15	7-9	0-0	0-0	2-2	2 0 0	14			
11/27	at Hawaii	10	1-3	0-1	0-0	0-0	0 0 1	2			
12/03	at Iowa State	1	0-0	0-0	0-0	0-0	1 0 0	0			
12/09	at Southern Miss	6	2-4	0-0	0-0	0-2	0 0 1	4			
12/13	at Little Rock	2	0-0	0-0	0-0	1-1	1 0 0	0			
12/16	vs SMU	10	1-5	0-0	2-2	0-1	1 0 0	4			
12/18	at USC	1	0-0	0-0	0-0	0-0	0 0 0	0			
12/20	Alabama St.	7	2-5	0-0	0-0	0-0	0 0 1	4			
12/28	Northwestern St.	11	1-2	0-0	3-4	1-3	3 0 3	5			
01/01	LSU	4	0-0	0-0	1-2	0-0	0 0 1	1			
01/05	at Arkansas	-	-	-	-	-	-	-			
01/08	at Tennessee	-	-	-	-	-	-	-			
01/12	Florida	-	-	-	-	-	-	-			
01/16	Ole Miss	-	-	-	-	-	-	-			
01/19	at Alabama	-	-	-	-	-	-	-			
01/23	at South Carolina	-	-	-	-	-	-	-			
01/29	vs Texas A&M	-	-	-	-	-	-	-			
02/02	at Auburn	-	-	-	-	-	-	-			
02/05	Missouri	-	-	-	-	-	-	-			
02/09	Vanderbilt	4	1-2	0-0	0-0	1-0	0 0 0	2			
02/12	at Ole Miss	1	0-0	0-0	0-0	0-0	0 0 0	0			
02/16	Georgia	-	-	-	-	-	-	-			
02/19	at Texas A&M	-	-	-	-	-	-	-			
02/23	at Kentucky	-	-	-	-	-	-	-			
02/26	Tennessee	-	-	-	-	-	-	-			
03/03	LSU	-	-	-	-	-	-	-			
03/04	Texas A&M	2	0-0	0-0	0-0	0-0	0 0 0	0			
03/05	South Carolina	-	-	-	-	-	-	-			
03/17	Troy	6	1-4	0-0	0-2	0-0	0 0 0	2			
03/19	DePaul	1	0-0	0-0	0-0	0-0	0 0 0	0			
03/24	Washington	-	-	-	-	-	-	-			
03/26	Baylor	-	-	-	-	-	-	-			
03/31	Connecticut	-	-	-	-	-	-	-			
04/02	vs South Carolina	1	0-0	0-0	1-2	0-0	0 0 0	1			

\* - at Mississippi State

ALLEN CAREER STATISTICS												3-Point			Free Throws			Rebounds				Scoring			
Season	GP	GS	Min.	Avg.	FG	FGA	Pct	FG	FGA	Pct	FT	FTA	Pct	Off	Def	Tot	Avg	PF	FO	Ast	TO	Blk	Stl	Pts	Avg
2016-17	20	0	111	5.6	22	46	.478	0	1	.000	9	14	.643	8	9	17	0.9	13	0	9	16	0	8	53	2.7
Total	20	0	111	5.6	22	46	.478	0	1	.000	9	14	.643	8	9	17	0.9	13	0	9	16	0	8	53	2.7

\* - at Mississippi State



# TAYLOR MASON

**GUARD**

**13**

**JUNIOR • 5-9**

DECATUR, GA. • NORCROSS

**As a Sophomore (2018-19):** One of seven Hurricanes to play in all 34 games ... Averaged 3.1 points, 2.0 rebounds and 1.2 assists in 16.0 minutes per contest ... Finished with double-digit points twice and also posted five assists twice ... Placed third on the team in free throw percentage (75.6)...Began the season on an eight-game scoring streak...Eclipsed the double-digit mark for the first time as a Hurricane with 10 points against Wake Forest (1/6)...Set a new-career high at 13 points after shooting 4-of-6 (2-of-3 from 3-point range) against Notre Dame (2/7).

**As a Freshman (2017-18):** One of four Hurricanes to play in all 32 games... Averaged 2.4 points and 1.4 rebounds in 12.4 minutes per outing...Made her collegiate debut with one assist versus FIU (11/10)...Posted a pair of five-game scoring streaks throughout the season...Tallied a steal in six straight games (11/24-12/15)...Eclipsed the 4-rebound mark in four games during the season.

**High School:** Graduated from Norcross High School...Tabbed by espnW HoopGurlz as a four-star prospect and the nation's No. 66 recruit, including No. 21 among guards and sixth in Georgia ...Ranked as a four-star player by ProspectsNation.com, which ranks her No. 82 overall and No. 18 at the guard position...McDonald's All-American Game nominee... Aided her team to the region title every year and earned all-county honors three times...As a senior, selected as a 7A North All-State pick and First Team All-Region 7-7A choice by the coaches...Also tabbed as a Gwinnett Daily Post First Team All-County and Super Six honoree...Served as a captain and helped her team to the 7A state championship game, while finishing 29-3...Posted 17 points and eight rebounds in the state final...As a junior, chosen as a Gwinnett Daily Post Second Team All-County pick, as well as a The Atlanta Journal Constitution Class 6A all-state honorable mention...Gwinnett Daily Post Third Team All-County choice as a sophomore...Teammate of Diamond DeShields as a freshman...Won the 2016 Nike EYBL title with Team Elite...NBA players Al-Farouq Aminu, Jeremy Lamb, Gani Lawal and Jodie Meeks also attended Norcross, as did NFL players Jeff Backus, Brice Butler, Jeremy Davis, Max Garcia, Larry Grant and Alvin Kamara.

**Personal:** Full name is Taylor Symone Mason...Nickname is Taymay...Born Sept. 8, 1998 in Baltimore...Parents are Nate and LaTonya Mason...Father is a car dealer and mother is a letter carrier...Has an older brother, Nate, who played basketball at Minnesota and was a First Team All-Big Ten pick in 2016-17...Intends to major in human development ...Career goal is play basketball and be an entrepreneur... Enjoys running, writing poetry, meditating and listening to music...Favorite athlete is Maya Moore because she is an all-around player who never quits or shows weakness ...Chose Miami because of the coaching staff, the genuine love the school is filled with and the family feeling of the basketball program...Committed to Miami over Auburn, Georgia, Ole Miss and Virginia.



# 13 TAYLOR MASON

## BY THE NUMBERS

Miscellaneous	2018-19	ACC	Career
Double-Digits	2	2	13, vs. Notre Dame (2/7/19)
20+ Points	-	-	-
10+ Rebounds	-	-	-
Double Doubles	-	-	-

## CAREER HIGHS

Category	ACC	Career
Points	13, vs. Notre Dame (2/7/19)	13, vs. Notre Dame (2/7/19)
Rebounds	7, at Georgia Tech (2/22/18)	7, at Georgia Tech (2/22/18)
Assists	3*, at Virginia Tech (2/21/19)	5*, vs. Florida A&M (12/28/18)
Steals	1*, at Syracuse (1/23/19)	2*, vs. Stephen F. Austin (11/9/18)
Blocks	N/A	N/A
Field Goals Made	4, vs. Notre Dame (2/7/19)	4, vs. Notre Dame (2/7/19)
Field Goal Attempts	6, vs. Notre Dame (2/7/19)	10, at Iowa State (11/18/18)
Free Throws Made	5, at Virginia (2/18/18)	5, at Virginia (2/18/18)
Free Throw Attempts	6, at Virginia (2/18/18)	6*, at Virginia (2/18/18)
3-Point FGM	2, vs. Notre Dame (2/7/19)	2, vs. Notre Dame (2/7/19)
3-Point FGA	3, vs. Notre Dame (2/7/19)	4, at Iowa State (11/18/18)
Minutes	25, at Georgia Tech (2/22/18)	28, vs. Stephen F. Austin (11/9/18)

\*Recorded more than once with most recent listed

## 2017-18 GAME-BY-GAME

Date	Opponent	GS	MIN	FG-A	3FG-A	FTA	O-D-T	AST	BK	ST	PTS
11/10	FIU	13	0-4	0-1	0-0	0-1-1	1	0	0	0	0
11/12	Vermont	14	1-2	0-1	4-6	3-4-4	1	0	1	6	6
11/18	at Colorado	14	0-2	0-0	0-2	0-2-2	1	0	0	0	0
11/21	New Orleans	16	3-3	0-0	3-4	0-1-1	0	0	0	9	9
11/24	Maine	10	1-1	0-0	2-2	0-1-1	1	0	2	4	4
11/26	Maryland	12	1-2	0-0	2-2	1-0-1	1	0	1	4	4
11/30	Michigan St	9	1-3	1-1	0-0	0-2-1	1	0	1	3	3
12/03	St. John's	12	0-4	0-0	2-2	1-0-1	1	0	1	2	2
12/10	Kentucky	10	0-4	0-1	0-0	0-1-1	0	0	1	0	0
12/15	Alabama St	16	0-2	0-0	0-0	1-3-4	2	0	1	0	0
12/18	vs Sac. State	13	2-4	0-0	0-0	0-0-0	0	0	0	4	4
12/20	vs S. Illinois	7	1-1	0-0	0-2	0-2-2	0	0	2	2	2
12/28	Bethune	18	1-5	0-2	2-2	0-3-3	3	0	1	4	4
12/31	Duke	8	0-0	0-0	0-0	0-0-0	0	0	0	0	0
01/04	at Notre Dame	6	0-0	0-0	0-0	1-0-1	0	0	0	0	0
01/07	Wake Forest	7	0-0	0-0	0-0	0-0-1	1	0	0	0	0
01/11	at Florida St	18	1-5	0-2	0-2	1-0-1	1	0	0	2	2
01/14	at Clemson	18	2-5	0-0	0-0	0-0-0	0	0	0	4	4
01/18	Syracuse	9	0-1	0-1	0-0	1-0-1	1	0	0	0	0
01/21	at BC	15	1-2	0-0	0-2	0-0-0	0	0	2	0	2
01/25	Louisville	11	0-1	0-0	0-0	0-0-0	0	0	0	0	0
01/28	at Va. Tech	7	1-3	1-1	0-0	2-0-2	0	0	0	3	3
02/04	at UNC	11	2-5	0-0	0-0	0-1-1	1	0	0	4	4
02/08	NC State	5	0-0	0-0	0-0	0-1-1	0	0	0	0	0
02/11	Florida St	13	2-3	1-1	1-2	0-0-0	2	0	0	6	6
02/15	Pittsburgh	18	1-5	0-1	0-0	2-3-5	0	0	1	2	2
02/18	at Virginia	17	1-2	0-1	5-6	0-1-1	1	0	0	7	7
02/22	at Ga. Tech	25	3-5	0-0	1-3	2-5-7	1	0	0	7	7
02/25	Virginia Tech	16	1-4	1-2	0-0	0-0-0	3	0	3	3	3
03/01	vs WF	10	0-0	0-0	0-0	0-1-1	0	0	1	0	0
03/02	vs Florida St	6	0-0	0-0	0-0	0-0-0	0	0	0	0	0
03/17	vs Quinnipiac	14	0-3	0-0	0-0	1-1-2	0	0	0	0	0

## 2018-19 GAME-BY-GAME

Date	Opponent	GS	MIN	FG-A	3FG-A	FTA	O-D-T	AST	BK	ST	PTS
11/06	at FIU	18	2-4	1-3	0-0	0-1-1	5	0	1	5	5
11/09	Stephen F.A.	28	2-4	0-1	3-5	2-3-5	2	0	2	7	7
11/11	Hartford	23	3-5	0-0	2-2	1-2-3	0	0	1	8	8
11/15	Marquette	13	1-5	0-1	1-1	0-1-1	1	0	0	3	3
11/18	at Iowa State	26	3-10	1-4	2-2	0-2-2	1	0	1	9	9
11/23	Nebraska	19	2-5	1-3	0-0	2-5-5	0	0	0	5	5
11/25	Temple	12	2-3	0-0	3-4	1-2-3	1	0	0	7	7
11/29	at Purdue	26	0-3	0-0	4-4	2-3-5	0	0	0	4	4
12/02	Colorado	15	0-1	0-1	0-0	0-0-0	2	0	0	0	0
12/09	New Orleans	20	0-5	0-2	2-2	0-3-3	2	0	1	2	2
12/16	UMES	16	0-3	0-3	2-2	1-0-1	0	0	0	2	2
12/20	vs Vanderbilt	25	1-2	0-1	0-1	0-0-0	1	0	0	1	2
12/21	vs Alabama	20	2-5	0-1	0-0	2-2-4	3	0	0	4	4
12/28	Florida A&M	24	0-5	0-2	1-2	1-1-2	5	0	1	1	1
12/30	Central Mich.	9	0-0	0-0	0-0	0-2-2	1	0	1	0	0
01/03	Virginia Tech	10	0-1	0-1	0-0	1-1-2	2	0	0	0	0
01/06	at Wake Forest	20	3-5	1-1	3-5	1-2-3	1	0	0	10	10
01/10	Clemson	13	0-1	0-0	0-0	0-1-0	0	0	0	0	0
01/17	at Duke	10	0-1	0-0	0-0	1-1-2	0	0	0	0	0
01/20	North Carolina	14	0-1	0-0	2-2	1-0-1	1	0	0	2	2
01/23	at Syracuse	11	0-0	0-0	0-0	0-2-2	2	0	1	0	0
01/27	Boston College	11	0-1	0-0	1-2	1-0-1	0	0	0	1	1
01/31	at Florida State	13	0-1	0-0	2-2	0-3-3	0	0	0	2	2
02/03	Virginia	10	0-0	0-0	0-0	0-0-0	3	0	0	0	0
02/07	Notre Dame	20	4-6	2-3	3-4	1-1-2	0	0	0	13	13
02/15	Pittsburgh	21	0-3	0-2	0-0	1-1-2	1	0	0	0	0
02/17	at Louisville	14	0-1	0-0	2-2	0-1-1	0	0	1	2	2
02/21	at Virginia Tech	17	1-3	0-0	0-0	0-1-1	3	0	0	2	2
02/24	Florida State	11	0-1	0-0	0-0	0-1-1	1	0	0	0	0
02/28	Georgia Tech	12	1-5	0-2	0-2	1-0-1	1	1	0	2	2
03/03	at NC State	13	1-2	0-1	1-1	1-1-2	1	0	0	3	3
03/08	vs Syracuse	14	1-3	1-1	0-0	1-2-3	1	0	0	3	3
03/22	FGCU	6	1-2	1-2	0-0	0-2-2	0	0	0	3	3
03/24	Arizona St.	10	1-3	0-1	0-0	0-1-1	0	0	0	2	2

MASON CAREER STATISTICS												3-Point			Free Throws			Rebounds			Scoring				
Season	GP	GS	Min.	Avg.	FG	FGA	Pct	FG	FGA	Pct	FT	FTA	Pct	Off	Def	Tot	Avg	PF	FO	Ast	TO	Blk	Stl	Pts	Avg
2017-18	32	0	398	12.4	26	79	329	4	15	267	22	37	595	16	30	46	1.4	34	0	23	26	0	13	78	2.4
2018-19	34	0	544	16.0	31	100	310	8	36	222	34	45	756	22	46	68	2.0	45	0	41	33	1	11	104	3.1
Total	66	0	942	14.3	57	179	318	12	51	235	56	82	683	38	76	114	1.7	79	0	64	59	1	24	182	2.8



# JAMIR HUSTON

**FORWARD** **15**

**SOPHOMORE • 6-0**

*CLEVELAND, OHIO • JOHN HAY*

**As a Freshman (2018-19):** Played in 24 games, including each of the first 14... Averaged 1.8 points and 1.9 rebounds in 7.3 minutes per contest ... Logged multiple steals four times and grabbed five-plus rebounds in three outings...Pulled down a season-high nine rebounds in 17 minutes at FIU (11/6) in her first collegiate appearance...Set her career-high for points with 10 against Florida A&M (12/28).

**High School:** Graduated from John Hay High School...Tabbed as a three-star recruit and the No. 14 wing prospect in the nation by espnW HoopGurlz...One of just 11 McDonald's All-American Game nominees from Ohio...Averaged 20.4 points, 11.5 rebounds, 2.2 assists and 4.1 steals as a senior...Won league MVP, as well as earned Cleveland.com First Team All-Star, OPSWA DI First Team All-District and OPSWA Second Team All-Ohio accolades...Aided her team to an 18-3 record and a conference championship, district semifinal berth and its first city title... Attended Shaker Heights High School her first three years at the prep level... Averaged 13.8 points and 12.7 rebounds as a junior, serving as team captain and garnering team MVP distinction...Helped lead her AAU team, Sports City U, to the championship game of the U.S. Junior Nationals U17 National Championship in National Harbor, Md., in July 2018...Served as the NAACP treasurer at Shaker Heights, where she was also a MAC Sister Scholar and mentored local youth through the Student Group on Race Relations...Four-year honor roll student... Charles Oakley and Ruben Patterson also attended John Hay, as did multiple ex-NFL players, including Wesley Carroll, a two-time national champion at Miami, and College Football Hall of Famer, John Hicks.

**Personal:** Full name is Jamir Carolyn Huston...First name is pronounced Juh-MEER and last name is pronounced HUE-Stin, like the city...Born Feb. 16, 2000... Parents are Monté Driscal and Jacquelyn Huston...Father is a correctional officer and mother is self-employed...Has two older brothers, Jacqueri and Jalen, as well as a younger brother, Mason...Intends to major in business...Cousin, Denzel Ward, plays for the Cleveland Browns and was the fourth pick in the 2018 NFL Draft... Has two cousins who are current college athletes; Mike Davis plays basketball at Alderson Broaddus and Asim Rose plays football at Kentucky...Favorite athlete and role model is LeBron James...Best sports memory is making a game-winning shot in the district playoffs as a senior...Committed to Miami over Florida State, Michigan, Michigan State and Purdue.

# 15 | JAMIR HUSTON

## BY THE NUMBERS

Miscellaneous	2018-19	ACC	Career
Double-Digits	1	-	1, vs. Florida A&M (12/28/18)
20+ Points	-	-	-
10+ Rebounds	-	-	-
Double Doubles	-	-	-

## CAREER HIGHS

Category	ACC	Career
Points	2, at Pittsburgh (2/10/19)	10, vs. Florida A&M (12/28/18)
Rebounds	4, at Wake Forest (1/6/19)	9, at FIU (11/6/18)
Assists	1, at Wake Forest (1/6/19)	4, vs. Alabama (12/21/18)
Steals	N/A	3, vs. Florida A&M (12/28/18)
Blocks	N/A	3, vs. Md.-Eastern Shore (12/16/18)
Field Goals Made	N/A	4, vs. Alabama (12/21/18)
Field Goal Attempts	2, at Wake Forest (1/6/19)	6, at FIU (11/6/18)
Free Throws Made	2, at Pittsburgh (2/10/19)	4, vs. Florida A&M (12/28/18)
Free Throw Attempts	2*, at Pittsburgh (2/10/19)	6*, vs. Florida A&M (12/28/18)
3-Point FGM	N/A	N/A
3-Point FGA	N/A	N/A
Minutes	9, at Wake Forest (1/6/19)	19*, vs. Alabama (12/21/18)

\*Recorded more than once with most recent listed

## 2019-19 GAME-BY-GAME

Date	Opponent	GS	MIN	FG-A	3FG-A	FT-A	O-D-T	AST	BK	ST	PTS
11/06	at FIU	27	1-6	0-0	0-1	3-6-9	1	1	0	2	
11/09	Stephen F.A.	8	1-2	0-0	1-2	0-0-0	1	0	2	3	
11/11	Hartford	2	0-1	0-0	1-2	2-2-2	0	0	0	1	
11/15	Marquette	3	0-0	0-0	0-0	0-0-0	0	0	0	0	
11/18	at Iowa State	15	1-4	0-0	1-4	2-1-3	0	1	2	3	
11/23	Nebraska	5	0-0	0-0	0-0	1-2-3	0	0	0	0	
11/25	Temple	8	0-1	0-0	0-0	0-1-1	0	0	1	0	
11/29	at Purdue	3	0-0	0-0	0-0	0-0-0	0	0	0	0	
12/02	Colorado	5	0-1	0-0	0-0	0-1-1	0	0	0	0	
12/09	New Orleans	19	2-3	0-0	3-6	3-3-6	0	0	1	7	
12/16	UMES	13	0-1	0-0	0-0	1-4-5	2	3	2	0	
12/20	vs Vanderbilt	13	3-4	0-0	0-0	1-0-1	0	0	1	6	
12/21	vs Alabama	19	4-5	0-0	0-0	0-1-1	4	0	1	8	
12/28	Florida A&M	14	3-4	0-0	4-6	2-2-4	0	2	3	10	
12/30	Central Mich.	-	-	-	-	-	-	-	-	-	-
01/03	Virginia Tech	3	0-0	0-0	0-0	0-1-1	0	0	0	0	
01/06	at Wake Forest	9	0-2	0-0	0-0	2-2-4	1	0	0	0	
01/10	Clemson	5	0-1	0-0	0-0	0-0-0	0	0	0	0	
01/17	at Duke	-	-	-	-	-	-	-	-	-	-
01/20	North Carolina	1	0-0	0-0	0-0	0-0-0	0	0	0	0	
01/23	at Syracuse	-	-	-	-	-	-	-	-	-	-
01/27	Boston College	4	0-1	0-0	0-0	1-0-1	0	0	0	0	
01/31	at Florida State	-	-	-	-	-	-	-	-	-	-
02/03	Virginia	2	0-0	0-0	0-2	0-1-1	0	0	0	0	
02/07	Notre Dame	-	-	-	-	-	-	-	-	-	-
02/10	at Pittsburgh	7	0-1	0-0	2-2	2-0-2	0	0	0	2	
02/17	at Louisville	-	-	-	-	-	-	-	-	-	-
02/21	at Virginia Tech	-	-	-	-	-	-	-	-	-	-
02/28	Georgia Tech	-	-	-	-	-	-	-	-	-	-
03/03	at NC State	1	0-0	0-0	0-0	0-0-0	0	0	0	0	
03/08	vs. Syracuse	-	-	-	-	-	-	-	-	-	-
03/22	FGCU	-	-	-	-	-	-	-	-	-	-
3/24	Arizona State	-	-	-	-	-	-	-	-	-	-

HUSTON CAREER STATISTICS																									
Season	GP	GS	Min.	Avg.	3-Point			Free Throws			Rebounds			Scoring											
					FG	FGA	Pct	FT	FTA	Pct	Off	Def	Tot	Avg	PF	FO	Ast	TO	Blk	Stl	Pts	Avg			
2018-19	24	0	176	7.3	15	37	.405	0	0	.000	12	25	.480	20	25	45	1.9	30	0	9	15	7	13	42	1.8
Total	24	0	176	7.3	15	37	.405	0	0	.000	12	25	.480	20	25	45	1.9	30	0	9	15	7	13	42	1.8

# KELSEY MARSHALL

GUARD

20

JUNIOR • 5-9

DAVIE, FLA. • MIAMI COUNTRY DAY SCHOOL



**As a Sophomore (2018-19):** Played in all 34 games, starting each of the first 20... Scored in double figures on eight occasions, including seven times in the first 15 contests... Paced the Hurricanes in made 3-pointers (67), while finishing third in 3-point percentage (37.4)... Placed fifth on the team in both scoring (7.8) and assists (1.8)... Led or co-led Miami in steals seven times, assists four times and minutes twice... Lone Hurricane on the season to connect on three-plus 3-pointers in a game without a miss, posting a 5-of-5 outing that tied for third-best in program history... Tied for eighth on Miami's single-season made 3-pointers list and placed No. 10 in attempts (179)... Earned her first collegiate start in the season opener at FIU (11/6), tallying 13 points on 5-of-10 shooting, including a 3-of-6 mark from deep, in a team-best 26 minutes.

**As a Freshman (2017-18):** Blue Ribbon Panel ACC All-Freshman Team... All-ACC Academic Team... Played in 31 of 32 games, missing only the opener due to a family matter... Scored double-digit points 10 times, with nine in a span of 13 ACC games and five coming consecutively, reaching 14 in five outings and 17-plus twice... Paced Miami in made 3-pointers (51) and 3-point percentage (min. 1 3PM per game, 32.9)... Finished third among Hurricanes in free throw percentage (74.0), as well as fourth in scoring (8.0) and fifth in assists (1.3)... Led or co-led the team in assists three times and in scoring twice... Had the most 3-point attempts (nine) in a game by a Hurricane on the season... Finished second among ACC freshmen in made 3-pointers, third in free throw percentage (min. 1 FTM per game) and fifth in 3-point percentage (min. 1 3PM per game), plus sixth in scoring... In ACC-only action, ranked first among conference freshmen in free throw percentage (min. 1 FTM per game, 82.1), second in 3-point percentage (min. 1 3PM per game, 39.4), third in made 3-pointers (28), fourth in made free throws (23) and fifth in both scoring (8.9) and field goal percentage (min. 2 FGM per game, 41.4)... Joined classmate Mykea Gray as the third and fourth ACC All-Freshman Team honorees in program history... One of three freshmen to earn All-ACC Academic Team recognition.

**High School:** Graduated from Miami Country Day School... Listed by espnW HoopGurlz as a five-star prospect and the No. 44 player in the nation, including the No. 13 guard and third-best Floridian... Considered a four-star recruit by ProspectsNation.com, which ranked her No. 90 overall, No. 20 among guards and eighth in the state... Four-year starter, three-time Miami Herald First Team All-Dade selection and a McDonald's All-American Game nominee... Aided her team to four state titles and the DICK's Nationals crown as both a senior and sophomore... Served as a captain as a senior and averaged 18.5 points, 7.5 rebounds and 4.5 assists... Led her team to a 29-1 and No. 1 national ranking in the USA TODAY Super 25 Expert Rankings in 2016-17... Posted 17.5 points, 6.2 rebounds and 4.7 assists per outing during a 21-6 junior year... Member of the honor roll her senior year... Manny Diaz, the head coach of the Miami football team, also attended MCDS, as did singer Emily Estefan and actresses Zoë Kravitz and Navi Rawat.

**Personal:** Full name is Kelsey Allysandra Marshall... Nickname is Kels... Born Feb. 26, 1999... Parents are Joseph and Myrline Marshall... Father is a teacher chief and mother is the head manager of a hospital... Has two older brothers, Khyle and Brandon... Khyle, a professional basketball in France, was a three-year starter at Butler and played in the 2011 national title game... Majoring in sport administration... Enjoys listening to music... Favorite athlete is LeBron James because he is so versatile and is a hard worker... Best sports memory is winning the DICK's Nationals title at Madison Square Garden in 2015... Chose Miami because of how much she liked the coaches and players when she visited... Committed to Miami over Illinois and USF.



# 20 | KELSEY MARSHALL

## BY THE NUMBERS

Miscellaneous	2018-19	ACC	Career
Double-Digits	8	21	29, last vs. Virginia (2/3/19)
20+ Points	-	-	-
10+ Rebounds	-	-	-
Double Doubles	-	-	-

## CAREER HIGHS

Category	ACC	Career
Points	19, at Clemson (1/14/18)	19, at Clemson (1/14/18)
Rebounds	8, vs. Virginia Tech (2/25/18)	8*, vs. Marquette (11/15/19)
Assists	6, vs. Virginia Tech (2/25/18)	6, vs. Virginia Tech (2/25/18)
Steals	4, at Wake Forest (1/6/19)	4*, at Wake Forest (1/6/19)
Blocks	2, vs. Virginia Tech (1/3/19)	2, vs. Virginia Tech (1/3/19)
Field Goals Made	6, vs. Virginia Tech (2/25/18)	6*, vs. Florida A&M (12/28/18)
Field Goal Attempts	10*, vs. Virginia Tech (2/25/18)	14, vs. Nebraska (11/23/18)
Free Throws Made	5, at Clemson (1/14/18)	5, at Clemson (1/14/18)
Free Throw Attempts	6, at Clemson (1/14/18)	6*, at Clemson (1/14/18)
3-Point FGM	5, vs. Virginia (2/3/19)	5, vs. Virginia (2/3/19)
3-Point FGA	7*, at Florida State (1/31/19)	10, vs. Nebraska (11/23/18)
Minutes	34, vs. Virginia Tech (1/3/19)	34, vs. Virginia Tech (1/3/19)

\*Recorded more than once with most recent listed

## 2017-18 GAME-BY-GAME

Date	Opponent	GS	MIN	FG-A	3FG-A	FT-A	O-D-T	AST	BK	ST	PTS
11/12	Vermont	20	1-9	1-5	2-2	1-2	3	0	4	5	
11/18	at Colorado	17	1-7	0-4	1-2	0-2-2	2	0	0	3	
11/21	New Orleans	24	1-8	1-8	4-6	0-0-1	0	0	3	7	
11/24	Maine	15	1-7	1-7	2-4	0-1-1	0	0	0	5	
11/26	Maryland	22	4-11	3-9	0-0	0-2-2	0	0	0	11	
11/30	Michigan State	22	4-6	3-5	0-2	1-1-2	0	2	1	11	
12/03	St. John's	22	3-11	2-7	0-0	1-1-2	0	0	0	8	
12/10	Kentucky	18	4-11	1-6	0-1	0-4-4	1	0	1	9	
12/15	Alabama State	18	2-8	1-6	0-0	0-2-2	0	0	0	5	
12/18	vs Sac. State	21	3-7	2-6	0-0	0-2-2	0	0	0	8	
12/20	vs S. Illinois	18	3-7	1-4	3-3	2-3-5	1	0	1	10	
12/28	Bethune	21	4-8	4-8	2-2	1-0-1	3	0	0	14	
12/31	Duke	13	0-4	0-4	0-0	0-2-2	0	0	0	0	
01/04	Notre Dame	15	1-4	0-1	0-0	0-3-3	2	0	2	2	
01/07	Wake Forest	26	1-6	1-4	2-2	0-3-3	2	0	1	5	
01/11	Florida State	14	3-6	2-4	3-4	0-1-1	0	0	1	11	
01/14	at Clemson	25	5-7	4-5	5-6	0-3-3	4	0	1	19	
01/18	Syracuse	7	1-3	1-3	0-0	1-0-1	0	0	1	3	
01/21	at BC	16	3-7	1-3	0-0	1-0-1	2	0	0	7	
01/25	Louisville	18	3-9	3-7	2-2	0-2-2	0	0	0	11	
01/28	at Virginia Tech	28	5-10	2-7	2-2	1-2-3	1	0	2	14	
02/04	at UNC	25	4-5	2-4	0-0	0-4-4	2	0	1	10	
02/08	NC State	25	5-9	2-5	2-2	0-2-2	0	0	2	14	
02/11	Florida State	18	3-10	2-4	2-4	0-1-1	2	0	0	10	
02/15	Pittsburgh	23	2-6	2-5	0-0	0-3-3	3	0	0	6	
02/18	at Virginia	18	3-8	3-6	3-4	0-1-1	0	0	1	12	
02/22	at CT	19	1-4	0-2	0-0	0-3-3	0	1	0	2	
02/25	Virginia Tech	25	6-10	3-7	2-2	1-7-8	6	2	1	17	
03/01	vs Wake Forest	17	1-2	1-2	0-0	1-1-1	0	0	0	3	
03/02	vs Florida State	16	2-5	2-5	0-0	1-0-1	2	0	0	6	
03/17	vs Quinnipiac	13	0-3	0-2	0-0	1-0-1	0	0	0	0	

## 2018-19 GAME-BY-GAME

Date	Opponent	GS	MIN	FG-A	3FG-A	FT-A	O-D-T	AST	BK	ST	PTS
11/06	at FIU	* 30	5-10	3-6	0-0	0-3-3	2	0	2	13	
11/09	Stephen F.A.	* 27	3-6	2-4	0-0	1-3-4	3	0	2	8	
11/11	Hartford	* 26	1-6	1-5	0-0	0-2-2	2	0	0	3	
11/15	Marquette	* 30	3-11	2-7	0-0	1-7-8	3	0	0	8	
11/18	at Iowa State	* 27	2-10	0-4	2-2	0-4-0	0	0	0	6	
11/23	Nebraska	* 30	6-14	4-10	0-0	0-1-1	1	0	1	16	
11/25	Temple	* 31	6-9	4-6	1-2	1-0-1	3	0	1	17	
11/29	at Purdue	* 29	3-9	0-6	0-0	0-2-2	4	0	1	6	
12/02	Colorado	* 24	4-8	1-4	0-2	0-4-4	2	0	1	9	
12/09	New Orleans	* 23	5-10	4-9	0-0	0-2-2	4	0	0	14	
12/16	UMES	* 17	1-5	1-5	0-0	0-1-1	4	0	0	3	
12/20	vs Vanderbilt	* 20	3-6	1-3	0-0	0-1-1	2	0	0	7	
12/21	vs Alabama	* 23	5-11	3-5	0-0	1-2-3	5	1	1	13	
12/28	Florida A&M	* 22	6-11	4-8	1-1	0-2-2	0	0	3	17	
12/30	Central Mich.	* 26	4-9	4-8	0-0	0-4-4	1	0	1	12	
01/03	Virginia Tech	* 34	2-5	2-4	1-2	1-2-3	3	2	1	7	
01/06	at WF	* 20	1-6	1-4	3-4	0-0-0	0	0	4	6	
01/10	Clemson	* 31	3-7	3-5	0-0	0-5-5	2	0	1	9	
01/17	at Duke	* 18	0-6	0-4	0-0	0-1-1	2	0	1	0	
01/20	North Carolina	* 23	2-5	2-5	0-0	0-2-2	2	0	0	6	
01/23	Syracuse	24	3-7	3-5	0-0	0-2-2	0	0	0	9	
01/27	Boston College	19	1-7	0-5	1-1	0-3-3	0	0	0	3	
01/31	Florida State	22	2-9	2-7	0-0	0-2-2	2	0	2	6	
02/03	Virginia	26	5-5	5-5	2-2	0-1-1	2	1	0	17	
02/07	Notre Dame	13	0-2	0-1	0-2	0-1-1	1	0	0	0	
02/10	at Pittsburgh	16	3-7	2-5	0-0	0-0-0	1	0	1	8	
02/17	Louisville	22	3-5	2-4	0-0	0-5-5	0	0	0	8	
02/21	at Virginia Tech	19	1-5	1-4	0-0	0-0-0	0	0	0	3	
02/24	Florida State	28	1-7	1-5	0-0	0-1-1	3	1	3	3	
02/28	Georgia Tech	16	3-6	3-6	0-0	0-1-1	0	0	0	9	
03/03	NC State	30	3-10	3-7	0-0	2-1-3	2	0	0	9	
03/08	vs Syracuse	22	2-8	2-8	0-0	0-3-3	2	0	0	6	
03/22	FGCU	9	0-2	0-2	0-0	0-2-2	1	0	0	0	
03/24	Arizona St.	14	2-4	1-3	0-0	0-1-1	1	0	0	5	

MARSHALL CAREER STATISTICS												3-Point			Free Throws			Rebounds			Scoring				
Season	GP	GS	Min.	Avg.	FG	FGA	Pct	FG	FGA	Pct	FT	FTA	Pct	Off	Def	Tot	Avg	PF	FO	TO	Bk	Stl	Pts	Avg	
2017-18	31	0	599	19.3	80	221	.362	51	155	.329	37	50	.740	11	57	68	2.2	49	0	39	49	1	25	248	8.0
2018-19	34	20	787	23.1	94	248	.379	67	179	.374	11	18	.611	7	71	78	2.3	66	1	60	50	5	26	266	7.8
Total	65	20	1386	21.3	174	469	.371	118	334	.353	48	68	.706	18	128	146	2.2	115	1	99	15	99	6	51	514



# BRIANNA JACKSON

FORWARD

21

FRESHMAN • 6-3

VIRGINIA BEACH, VA. • PRINCESS ANNE

**High School:** A four-star prospect as ranked by espnW HoopGurlz and ProspectsNation.com...Checks in as the No. 92 prospect in the nation according to HoopGurlz, No. 17 among posts and fourth in Virginia...Named the Virginia Class 5 State Player of the Year...Helped Princess Anne to the Class 5A State Championship title...Recorded 23 points, 16 rebounds and five blocks in the championship game...Jackson won the state title all four years of high school... Averaged 13.2 points, 10.1 rebounds and 2.8 blocks as a senior...As a junior, was USA TODAY First Team All-Virginia, as well as Class 5 Player of the Year and The Virginian-Pilot's All-Tidewater Player of the Year...Logged 12.4 points and 10.1 rebounds per game in 2017-18...Tallied three double-doubles in the state tournament and averaged 19.3 points and 15.7 rebounds to lead her team to a fifth straight state title...Finished 2017-18 with a record of 26-1.

**Personal:** Full name is Brianna Monet Jackson...Nickname is Bri...Born Oct. 25, 2000...Parents are Christina and Brian Jackson...Father played semi-pro basketball...Has a brother, Brian III, and two sisters, Jada and Destinee...Intends to major in business with goal of owning her own gym...Enjoys reading and watching anime outside of basketball...Chose Miami because of the coaching staff, the team and the support from fans...Committed to Miami over Virginia Tech, Florida, and DePaul.





# YASMEEN CHANG

**GUARD**

**22**

**FRESHMAN • 5-9**

*NAPLES, FLA. • GULF COAST*

**High School:** Ranked the No. 21 overall player in the nation by ASGR Basketball... No. 10 guard by ProspectsNation.com....Two-time Naples Daily News Player of the Year...Led Gulf Coast in scoring (17.5 points per game) and scored in double-figures in 20 of her 22 games as a senior...Tallied eight games with 20-plus points in 2018-19...Helped Gulf Coast to a 19-5 record and a regional quarterfinals appearance in the FHSAA 8A State Championship...Averaged 19.5 points, 5.5 rebounds, 2.6 assists and 2.7 steals as a junior in 2017-18...Helped her team to a 25-3 record and a regional final berth as a junior (2017-18)...Tallied 27.3 points per contest as a freshman to lead the area players.

**Personal:** Born March 26, 2001...Nickname is Yas.

# BEATRICE MOMPREMIER

FORWARD 32

REDSHIRT-SENIOR • 6-4

MIAMI, FLA. • BAYLOR • MIAMI SENIOR



**As a Redshirt Junior (2018-19):** Associated Press All-America Honorable Mention ... WBCA Coaches' All-America Team Honorable Mention & Regional Finalist... Blue Ribbon Panel First Team All-ACC & ACC Coaches First Team All-ACC ... Wade Trophy Midseason Watch List ... Citizen Naismith Trophy Midseason Team ... Lisa Leslie Center of the Year Award Finalist ... Citizen Naismith Trophy Watch List ... Blue Ribbon Panel ACC Newcomer Watch List & ACC Coaches ACC Newcomer Watch List ... College Sports Madness National Player of the Week (2/11) ... Three-time ACC Player of the Week (1/7, 1/21, 2/11) ... Florida Sunshine Classic MVP ... Miami Thanksgiving Classic MVP ... Preseason WNIT All-Tournament Team ... Miami Holiday Classic All-Tournament Team ... NCAA.com Starting Five (11/28)...Played in 33 of 34 games and earned 32 starts ... Posted 25 double-doubles, including 20 in her last 24 outings with eight in a row ... Scored double-digit points 29 times, including 17 outings in a row, while notching 15-plus on 23 occasions and 20-plus eight times, including five times in the last 11 games ... Grabbed 10-plus rebounds 26 times, including in 21 of the last 24 games, with 12-plus 19 times, 15-plus seven times, including in four of the last seven contests, and 21-plus twice ... Paced the Hurricanes in scoring (16.7), rebounding (12.2), offensive rebounding (3.8) and defensive rebounding (8.3), as well as free throws made (103) and attempted (178) ... Finished second in field goal percentage (52.8), blocks (1.0) and minutes (29.6), plus third in steals (0.9) ... Led or co-led Miami in rebounding 26 times, blocked shots 13 times, scoring 11 times, steals 11 times and minutes eight times ... Tallied the most points (27), made field goals without a miss (six) and co-most minutes (38) in a game by a Hurricane, as well as logged the top two single-game free throw attempt totals (14 and 12) and all seven 15-plus rebound games ... Set the Miami single-season rebounding record, pulled down the second-most total rebounds (401) and had the seventh-most free throw attempts ... Tied for the third-most (22) and fifth-most (21) rebounds by a Hurricane in a game in program history ... Set Miami's NCAA Tournament single-game rebounding (22) and defensive rebounding (16) records, while also tying for the third-most blocks (three) and grabbing the fourth-most defensive boards (12) ... Ranked second in the ACC in rebounding, offensive rebounding and defensive rebounding, as well as ninth in scoring and No. 10 in field goal percentage ... Led the ACC in double-doubles and had the top two single-game rebound totals, plus placed second in 10-rebound showings, tied for second in single-game free throw attempts and tied for No. 11 in 20-point outings ... Lone ACC player with two 20-rebound performances ... In ACC-only action, paced the league in rebounding (12.7) and offensive rebounding (4.4), while finishing second in defensive rebounding (8.3), eighth in scoring (17.2), No. 10 in field goal percentage (51.8), tied for No. 14 in blocks (1.0) and No. 29 in minutes (31.5) ... Nationally, placed fifth in double-doubles, ninth in total rebounds and boards per game, No. 11 in defensive rebounding, No. 27 in offensive rebounding, No. 37 in field goal percentage, tied for No. 39 in made field goals, No. 49 in free throw attempts, tied for No. 84 in total points (550) and tied for No. 104 in scoring average ... Finished with the second-most total rebounds and fourth-best rebounding average in a single season in ACC history ... Tied for the ninth- and 18th-most single-game rebound totals by an ACC player ... Currently tied for the best career rebounding average in ACC history ... Tied for the sixth-most rebounds ever in an NCAA Tournament game ... Posted the first 20-20 game by a Miami player since Tamara James on 11/22/02 and the first by an ACC player since Dearica Hamby on 2/12/15.

**As a Junior (2017-18):** Transferred from Baylor University ... Sat out season due to NCAA transfer rules.

## 32 | BEATRICE MOMPREMIER

**As a Sophomore at Baylor (2016-17):** Played in 32 of 37 games and started 10, all consecutively to open the season ... Scored double-digit points 13 times, doing so in 10 of the first 16 games and tallying 15-plus three times ... Finished with double figures in the rebounding column eight times, including 15-plus twice ... Recorded six double-doubles ... Ranked second on the team in rebounds per game (6.5), as well as third in both offensive (2.2) and defensive (4.3) board per game ... Also ranked third in blocks (47) and free throw attempts (102) ... Placed fourth in field goal percentage (55.0) and free throws made (59), plus fifth in points per game (8.3) and field goals made (104).

**As a Freshman at Baylor (2015-16):** Big 12 All-Freshman Team (unanimous) ... Two-time Big 12 Freshman of the Week (12/28/15, 3/3/16)...One of five Lady Bears to play in all 38 games ... Earned 26 starts, including each of the final 22 ... Scored in double figures nine times, including 15-plus on five occasions ... Grabbed double-digit rebounds in five outings, recording 15-plus twice ... Tallied four double-doubles ... Notched three-plus blocks 10 times ... Co-led the team in rebounds (6.1) and offensive rebounds per game (2.3), as well as placed second in defensive rebounds per game (3.9) ... Also paced Baylor in blocked shots (60) ... Ranked fourth in field goal percentage (53.5), field goals made (116) and free throws attempted (101), as well as fifth in points per game (7.2) and steals (25) ... Posted eight points and six rebounds in 14 minutes in her college debut against UT Arlington (11/13)...Tallied 15 points on 6-of-10 shooting and added nine boards versus seventh-ranked Texas (3/7) to help the Lady Bears win the conference title ... Started all four of Baylor's NCAA Tournament games.

**High School:** Graduated from Miami Senior High School...Started in the McDonald's All-American Game and also made the Jordan Brand Classic...Ranked as a four-star prospect and the No. 11 player in the country, including third-best post recruit and top Floridian, by ProspectsNation.com...Tabbed by espnW HoopGurlz as a five-star recruit, the No. 20 overall prospect, third-ranked post player and second-best Floridian...Helped the USA U18 National Team to a FIBA Americas Championship gold medal in 2014...Played in all five games in the tournament, averaging 9.0 points and 5.4 rebounds, shooting 58.1 percent from the field, fourth-best among all players... Two-time Florida Gatorade Player of the Year, three-time first team all-state pick and the 2015 Miss Florida Basketball honoree...Two-time South Florida player of the year and three-time Miami Herald First Team All-Dade selection...Named the Miami Herald All-Dade 8A-6A Girls' Athlete of the Year as a senior, becoming the first Miami High athlete to win the award in any classification...Tabbed the 8A-6A Player of the Year as a senior... Garnered 8A state tournament MVP honors and USA TODAY Florida Player of the Year recognition as a junior...Won back-to-back 8A state titles to conclude her career...Averaged a double-double all four years ... Posted 25.2 points, 15.2 rebounds, 5.0 blocks, 3.5 steals and 2.6 assists per game as a senior, shooting 63.2 percent and helping the team finish 29-3...Also competed in volleyball and cross country... Volunteered as a youth basketball instructor and scorekeeper with the school's special education program...Among the notable Miami High alumni are former University of Miami stars Eddie Brown, Doug Edwards, and Roscoe Parrish, basketball coaches Anthony Grant and Frank Martin, Atlanta Falcons' defensive coordinator Marquand Manuel, Pulitzer Prize-winning poet Donald Justice and 18-year US Senator George Smathers.

**Personal:** Full name is Beatrice Mompremier...Name is pronounced BEE-Uh-Triss MOM-Prih-Meer... Nickname is "B"...Born Aug. 8, 1996...Parents are Madilien Mompremier and Marie Claude Edouard...Has three older brothers, Clifford, Wadly and Claudy, a younger brother, Rodney, and a younger sister, Marilyn...Wadly played basketball at Ohio and Arkansas-Little Rock...Majoring in economics...Enjoys singing and doing yoga...Speaks Creole...Favorite athlete is Chris Bosh because he is a great athlete and she'd like to expand her game like his...Best sports memories are winning two state titles in high school...Chose Miami because of the environment, the proximity to home and the quality of business school...Committed to Miami over Florida State.



# 32 | BEATRICE MOMPREMIER

## BY THE NUMBERS

Miscellaneous	2018-19	ACC	Career
Double-Digits	29	14	51, vs. FGCU (3/22/19)
20+ Points	8	3	9, vs. FGCU (3/22/19)
10+ Rebounds	26	13	39, vs. Arizona State (3/24/19)
Double Doubles	25	15	35, vs. FGCU (3/22/19)

## CAREER HIGHS

Category	ACC	Career
Points	24, vs. Virginia (2/3/19)	27, vs. Syracuse (3/8/19)
Rebounds	17*, at NC State (3/3/19)	22, vs. Arizona State (3/24/19)
Assists	2, at Duke (1/17/19)	4*, vs. Temple (11/25/18)
Steals	2*, at Virginia Tech (2/21/19)	5, at Purdue (11/29/18)
Blocks	1*, at Duke (1/17/19)	5, vs. Oklahoma State (2/17/16)^
Field Goals Made	11, vs. Virginia (2/3/19)	11*, vs. Syracuse (3/8/19)
Field Goal Attempts	21, vs. Virginia Tech (1/3/19)	21, vs. Virginia Tech (1/3/19)
Free Throws Made	8, vs. Boston College (1/27/19)	9, vs. Kansas (1/1/17)^
Free Throw Attempts	14, vs. Boston College (1/27/19)	14, vs. Boston College (1/27/19)
3-Point FGM	N/A	1, vs. Temple (11/25/18)
3-Point FGA	1, vs. North Carolina (11/20/19)	1*, vs. North Carolina (1/20/19)
Minutes	26, vs. Florida State (2/24/19)	38, at Purdue (11/29/18)

\*Recorded more than once with most recent listed


^ While at Baylor

## 2018-19 GAME-BY-GAME

Date	Opponent	GS	MIN	FG-A	3FG-A	FTA	O-D-T	AST	BK	ST	PTS
11/06	at FIU	*	28	7-13	0-0	0-2	1-11-12	1	1	1	14
11/09	Stephen F.A.	*	21	6-10	0-0	2-4	1-6-7	0	1	2	14
11/11	Hartford	*	26	8-15	0-0	3-6	4-9-13	3	1	1	19
11/15	Marquette	*	34	10-20	0-0	4-9	8-13-21	1	0	1	24
11/18	at Iowa State	*	17	2-6	0-0	1-1	0-8-8	0	0	0	5
11/23	Nebraska	*	29	8-11	0-0	4-7	6-7-10	0	2	1	20
11/25	Temple	*	33	7-12	1-1	3-4	4-8-12	4	2	2	18
11/29	at Purdue	*	38	4-12	0-0	0-1	2-4-6	2	0	5	8
12/02	Colorado	*	27	7-14	0-0	1-4	0-8-8	0	2	0	15
12/08	New Orleans	*	22	6-11	0-0	4-4	3-7-10	1	0	1	16
12/16	UMES	*	22	5-14	0-0	3-5	6-8-14	1	3	1	13
12/20	vs Vanderbilt	*	26	8-13	0-0	0-2	3-10-13	1	0	2	16
12/21	vs Alabama	*	28	7-12	0-0	3-4	5-7-12	3	0	0	17
12/28	Florida A&M	*	20	6-6	0-0	5-9	2-7-9	1	1	1	17
12/30	Central Mich.	*	33	9-15	0-0	4-10	8-3-11	1	1	1	22
01/03	Virginia Tech	*	32	9-21	0-0	0-2	7-6-13	1	1	1	18
01/06	at WF	*	27	9-13	0-0	1-1	6-9-15	0	1	0	19
01/17	at Duke	*	31	5-9	0-0	6-12	7-10-17	2	1	0	16
01/20	North Carolina	*	30	6-14	0-1	6-8	4-6-10	1	0	0	18
01/23	at Syracuse	*	32	4-9	0-0	4-6	0-10-10	0	0	1	12
01/27	Boston College*	*	35	4-6	0-0	8-14	2-10-12	0	0	1	16
01/31	at FSU	*	32	6-10	0-0	1-2	4-10-14	0	0	0	13
02/03	Virginia	*	29	11-16	0-0	2-5	2-7-9	1	0	2	24
02/07	Notre Dame	*	34	6-13	0-0	6-10	6-6-12	1	1	2	18
02/10	at Pittsburgh	*	29	9-12	0-0	5-7	4-9-13	0	1	1	23
02/17	at Louisville	*	30	3-12	0-0	2-2	0-7-7	1	1	1	8
02/21	at Va. Tech	*	30	8-15	0-0	2-5	7-8-15	0	2	0	18
02/24	Florida State	*	36	7-13	0-1	4-4	4-6-10	0	0	0	18
02/28	Georgia Tech	*	35	8-16	0-0	6-8	6-10-16	0	4	0	22
03/03	at NC State	*	31	6-16	0-0	3-5	7-10-17	1	3	1	15
03/08	vs Syracuse	*	35	11-16	0-0	5-7	1-9-10	3	0	0	27
03/22	FGCU	*	34	8-15	0-0	5-8	1-9-10	1	3	1	21
03/24	Arizona St.	*	35	3-12	0-0	0-0	6-16-22	0	2	1	6

MOMPREMIER CAREER STATISTICS												3-Point			Free Throws			Rebounds				Scoring					
Season	GP	GS	Min.	Avg.	FG	FGA	Pct	FG	FGA	Pct	FT	FTA	Pct	Off	Def	Tot	Avg	PF	FO	Ast	TO	Blk	Stl	Pts	Avg		
2015-16*	38	26	568	14.9	116	217	.535	0	0	.000	41	101	.406	86	147	233	6.1	66	0	25	69	60	25	273	7.2		
2016-17*	32	10	464	14.5	104	189	.550	0	0	.000	59	102	.578	69	139	208	6.5	52	1	17	55	47	3	267	8.3		
2017-18	DNP																										
2018-19	33	32	977	29.6	223	422	.528	1	3	.333	103	178	.579	127	274	401	12.2	74	0	31	93	34	31	550	16.7		
TOTAL	103	68	2009	19.7	443	828	.535	1	3	.333	203	381	.533	282	560	842	8.2	192	1	73	217	141	59	1090	10.7		

\* - at Baylor University



# SYDNEE ROBY

CENTER

44

FRESHMAN • 6-3

MILWAUKEE, WIS. • RUFUS KING

**High School:** Checks in among the Top 65 nationally according to ASGR Basketball, ProspectsNation.com and espnW HoopGurlz...Two-time AP First Team All-State honoree...USA Basketball U17 invitee...2018-19 USA Today ALL-USA Wisconsin Girls Basketball Team...Was just shy of averaging a double-double as a senior, posting 14.9 points and 9.1 rebounds per outing in 2018-19...Led her team to a 26-4 record as a senior, making an Elite Eight appearance in the WIAA-WI Division I Girls Basketball State Championships... AP First Team All-State in 2019...2017-18 Wisconsin Gatorade State Player of the Year...Unanimous 2017-18 AP State Player of the Year...Finished her junior campaign averaging 17.0 points, 11.0 rebounds and 2.7 blocks per game, while shooting 61.2 percent from the floor...Tallied 14 double-doubles in 2017-18.

**Personal:** Born Feb. 6, 2001...Mother, Essie Washington, played basketball at Grambling State and Howard University...Played professional basketball for the Virginia Wave of the WABA...Cousin, Ericka Haney, started on Notre Dame's 2001 national championship team...Grew up playing tennis and volleyball...Enjoys playing piano and singing...Committed to Miami after considering California, Notre Dame, Louisville and Michigan State.

# ROSTER BREAKDOWNS

## NUMERICAL ROSTER

NO.	NAME	POS.	HT.	CL.	HOMETOWN / LAST SCHOOL
0	Kenza Salgues	G	5-9	Fr.	Montpellier, France / National Institute of SE&P
1	Moulayna Johnson Sidi Baba	G/F	6-0	Fr.	Årsta, Sweden / Solna Gymnasium
3	Destiny Harden	F	6-0	R-So.	Chicago, Ill. // West Virginia
4	Endia Banks	G	5-9	Jr.	Duluth, Ga. / Duluth
5	Mykea Gray	G	5-4	Jr.	Upper Marlboro, Md. / National Christian Academy
12	Jacaira Allen*	G	5-10	R-Jr.	Pompano Beach, Fla. // Mississippi State
13	Taylor Mason	G	5-9	Jr.	Decatur, Ga. / Norcross
15	Jamir Huston	F	6-0	So.	Cleveland, Ohio / John Hay
20	Kelsey Marshall	G	5-9	Jr.	Davie, Fla. / Miami Country Day School
21	Brianna Jackson	F	6-3	Fr.	Virginia Beach, Va. / Princess Anne
22	Yasmeen Chang	G	5-9	Fr.	Naples, Fla. / Gulf Coast
32	Beatrice Mompremier	F	6-4	R-Sr.	Miami, Fla. // Baylor
44	Sydnee Roby	C	6-3	Fr.	Milwaukee, Wis. / Rufus King

## ALPHABETICAL ROSTER

NO.	NAME	POS.	HT.	CL.	HOMETOWN / LAST SCHOOL
12	Jacaira Allen*	G	5-10	R-Jr.	Pompano Beach, Fla. // Mississippi State
4	Endia Banks	G	5-9	Jr.	Duluth, Ga. / Duluth
22	Yasmeen Chang	G	5-9	Fr.	Naples, Fla. / Gulf Coast
5	Mykea Gray	G	5-4	Jr.	Upper Marlboro, Md. / National Christian Academy
3	Destiny Harden	F	6-0	R-So.	Chicago, Ill. // West Virginia
15	Jamir Huston	F	6-0	So.	Cleveland, Ohio / John Hay
21	Brianna Jackson	F	6-3	Fr.	Virginia Beach, Va. / Princess Anne
1	Moulayna Johnson Sidi Baba	G/F	6-0	Fr.	Årsta, Sweden / Solna Gymnasium
20	Kelsey Marshall	G	5-9	Jr.	Davie, Fla. / Miami Country Day School
13	Taylor Mason	G	5-9	Jr.	Decatur, Ga. / Norcross
32	Beatrice Mompremier	F	6-4	R-Sr.	Miami, Fla. // Baylor
44	Sydnee Roby	C	6-3	Fr.	Milwaukee, Wis. / Rufus King
0	Kenza Salgues	G	5-9	Fr.	Montpellier, France / National Institute of SE&P

\* Sitting out until Jan. 2020 in accordance with NCAA transfer rules

## COACHES & STAFF

**Head Coach:** Katie Meier (Duke '89 [B.A.] & '90 [M.A.], 15th season)

**Assistant Coach:** Octavia Blue (Miami '98, eighth season)

**Assistant Coach:** Tia Jackson (Iowa '95, fifth season)

**Assistant Coach:** Fitzroy Anthony (Palm Beach Atlantic '08, fifth season)

**Director of Basketball Ops. & Special Projects:** Margie Gill (Florida '03, sixth season)

**Director of Basketball Ops. / Coordinator of Recruiting:** Lonnette Hall (CSU-Northridge '94, 13th season)

**Operations Asst. / Analytics & Player Development:** Josh Wathen (UNF '18, first season)

**Video Coordinator:** Noelle Cobb (La Verne '17, first season)

**Athletic Trainer:** Natalie Fontela (Miami '13, fourth season)

## ROSTER BY CLASS

### Freshmen (5)

Kenza Salgues  
Moulayna Johnson Sidi Baba  
Brianna Jackson  
Yasmeen Chang  
Sydnee Roby

### Sophomores (2)

Destiny Harden  
Jamir Huston

### Juniors (5)

Jacaira Allen  
Endia Banks  
Mykea Gray  
Taylor Mason  
Kelsey Marshall

### Seniors (1)

Beatrice Mompremier

## GEOGRAPHIC BREAKDOWN

### Florida (4)

Jacaira Allen  
Yasmeen Chang  
Kelsey Marshall  
Beatrice Mompremier

### France (1)

Kenza Salgues

### Georgia (2)

Endia Banks  
Taylor Mason

### Maryland (1)

Mykea Gray

### Illinois (1)

Destiny Harden

### Ohio (1)

Jamir Huston

### Sweden (1)

Moulayna Johnson Sidi Baba

### Virginia (1)

Brianna Jackson

### Wisconsin (1)

Sydnee Roby





## 2018-19 REVIEW

Season In Review.....	52
Box Scores.....	53-61
Season Statistics.....	62
ACC Statistics.....	63
Non-Conference Statistics.....	64
Postseason Statistics.....	65
Win Statistics.....	66
Loss Statistics.....	67
Home Statistics.....	68
Away Statistics.....	69
Neutral Site Statistics.....	70
Team Game-by-Game Comparison.....	71
Team Game-by-Game.....	72
Opponent Game-by-Game.....	73
Team Game Highs.....	74
Team Game Lows.....	75
Opponent Game Highs.....	76
Opponent Game Lows.....	77
Player Game-by-Game Highs.....	78-79
Double-Doubles.....	80
Player Game Highs.....	81-82
Opponent Player Game Highs.....	83
Category Leaders.....	84-85
Player Game-by-Game Points-Rebounds-Assists.....	86

# SEASON IN REVIEW



The Hurricanes celebrate following a 72-65 upset of No. 4 Notre Dame at the Watsco Center on Feb. 7, 2019.

## **A Successful Season**

Miami finished the 2018-19 season at 25-9 (12-4 ACC) and ranked No. 20 in the USA TODAY Coaches Poll, marking the third time in five years that the Canes have finished in the top-25, and fifth time under head coach Katie Meier.

The highlight of the Hurricanes' season came during the first two weeks of February when Miami knocked off No. 4 Notre Dame and No. 2 Louisville in the span of 10 days. The Canes ultimately defeated six ranked teams in 2018-19 and made their 10th straight postseason appearance and fifth consecutive NCAA Tournament.

## **Honors and Accolades**

The 2018-19 roster boasted significant talent among the upperclassmen. Redshirt junior Beatrice Mompremier became a household NCAA women's basketball name after totaling 25 double doubles on the year and ranking ninth in the NCAA in rebounds per game (12.2).

For her efforts, Mompremier received an AP and WBCA All-America Honorable Mention nod, and was a finalist for the Lisa Leslie Center of the Year award. The redshirt junior was a three-time ACC Player of the Week and was named to the All-ACC First Team.

Fellow post player Emese Hof shined during the

2018-19 season, totaling 14.2 points and 8.2 rebounds per game in her final season with the Canes. Hof joined Mompremier on the All-ACC First Team and was recognized as the ACC Most Improved Player.

## **That's Our Coach**

Katie Meier completed her 14th season at the helm of the Hurricanes' women's basketball program in 2018-19. Last season's campaign marked the ninth 20-win season in 10 years under Meier and the seventh time in nine years that the Canes have won double-digit ACC games.

On Feb. 24, the Hurricanes defeated No. 22/20 Florida State for Meier's 350th career win. With a 277-172 career record at Miami, Meier moves into first all-time in program history for winning percentage (.617), surpassing Canes great Ferne Labati.

## **Pro Canes**

Following the conclusion of the 2018-19 season, Emese Hof and Laura Cornelius signed contracts to play professionally overseas. Hof will play for Perfumerias Avenida, while Cornelius will suit up for Club Deportivo Zamarat.

With the signing of professional contracts by Hof and Cornelius, Katie Meier has now coached 22 players to professional careers.



# BOX SCORES

## GAME ONE

#25/24 Miami vs Florida International  
Nov. 5, 2018 | Coral Gables, Fla.

#25/24 Miami 94 • 1-0		Total		3-Pr			Rebounds			Off Def		PF		A TO Bk		Stk		Min	
Player	FG	FGA	FT	FTA	FT-FTA	Off	Def	PF	PF	A	TO	Bk	Stk	Stk	Min				
01. Laura Cornelius	1-3	0-2	3-4	1	3	4	0	5	1	2	0	2	21						
02. Mykela Gray	5-12	3-8	2-2	0	0	3	15	4	1	0	0	24							
20. Kelsey Marshall	5-10	3-6	0-0	0	3	3	1	13	2	0	2	26							
21. Emese Hof	3-4	0-0	1-2	2	5	7	2	1	0	1	0	22							
32. Beatrice Mompremier	7-12	0-0	0-2	1	11	12	1	14	1	0	1	24							
03. Endia Banks	3-7	0-1	0-0	3	1	4	3	6	5	0	0	19							
11. Sarah Mortensen	8-10	8-9	0-0	1	2	24	1	0	0	0	0	19							
13. Taylor Mason	2-4	1-3	0-0	1	1	5	1	0	1	0	1	18							
15. Jamir Huston	1-6	0-0	0-1	3	6	9	3	2	1	0	1	17							
23. Rebecca Ripley	1-4	1-3	0-0	0	1	1	3	3	1	0	0	17							
Team																			
Totals	36-73	16-32	6-11	13	37	50	17	94	23	8	2	7	200						

FIU 43 • 0-1		Total		3-Pr			Rebounds			Off Def		PF		A TO Bk		Stk		Min	
Player	FG	FGA	FT	FTA	FT-FTA	Off	Def	PF	PF	A	TO	Bk	Stk	Stk	Min				
00. Tannacia Taylor	1-5	1-2	0-0	0	4	1	3	1	1	0	0	22							
19. Paul Ornes Sanchez	1-9	0-3	1-1	0	3	0	3	5	3	0	0	25							
12. Kyle O'Hara	2-3	0-0	0-0	3	4	1	2	1	0	0	0	28							
04. Chelsea Guimaraes	3-13	2-7	3-4	1	0	1	3	11	0	1	0	25							
15. Ieva Spaulde	2-3	2-2	0-0	0	1	1	6	0	0	0	0	18							
03. Cabria Lee	1-3	0-0	0-0	1	3	4	0	3	0	0	1	12							
21. Ce'Nara Skanes	1-3	0-0	2-2	3	4	1	4	0	0	0	0	18							
23. Bre'isha Scott	0-2	0-0	2-2	0	2	2	2	3	0	0	0	12							
24. Paris Netherly	2-3	1-2	2-4	0	3	2	7	0	0	0	0	16							
04. Shante Walker	0-3	0-1	0-0	0	2	2	4	0	0	0	0	18							
Team																			
Totals	11-53	7-22	14-18	7	27	34	15	43	9	15	2	5	200						

1st FG%: 31.2 33.3% 2nd 5.1 25.0% 3rd 2.1 11.1% 4th 1.1 22.2% Game 25.1 20.8% Doublelt  
 3FG%: 1.4 33.3% 1.4 33.3% 2.0 66.7% 1.1 50.0% 10-13 66.0% 16-32 50.0% Rebounds  
 FT%: 1.4 25.0% 2.0 66.7% 2.0 100.0% 0.0 0.0% 6-11 54.5% 5 100.0%

Officials: Angelica Sufren, Meadow Overstreet, Jody Cahill  
 Technical fouls: #25/24 Miami None, FIU None.  
 Attendance: 687

Score by periods	1st	2nd	3rd	4th	Total
Miami	15	13	10	16	54
FIU	8	10	8	17	43

UM led FG 4th 00:56, FIU 4th 00:33.  
 Largest lead: Miami by 3:41, FIU led for 00:00. Game was tied for 00:15.

Last FG - SFA 4th 01:00, UM 4th 00:44.  
 Largest lead - SFA by 3:41 00:37, UM by 24 4th 09:33.  
 SFA led for 00:14, UM led for 00:15. Game was tied for 00:11.

## GAME TWO

#25/24 Miami vs Stephen F. Austin  
Nov. 9, 2018 | Coral Gables, Fla.

Stephen F. Austin 60 • 1-0		Total		3-Pr			Rebounds			Off Def		PF		A TO Bk		Stk		Min	
Player	FG	FGA	FT	FTA	FT-FTA	Off	Def	PF	PF	A	TO	Bk	Stk	Stk	Min				
33. Imari Johnson	7-7	1-2	0-0	0	1	3	7	2	2	0	0	0	15						
03. Chaneli Hayes	8-10	6-8	1-1	2	2	4	1	19	2	2	0	29							
11. Stephanie Visscher	1-1	0-0	0-0	0	3	1	2	1	4	0	2	17							
34. Marissa Banfield	0-3	0-2	0-0	0	1	1	0	1	0	0	0	23							
23. Riley Harvey	4	0-2	2-2	2	3	5	2	4	2	0	5	30							
05. Brienne Burns	2-4	2-3	0-0	1	0	1	6	3	0	0	0	15							
02. Alyssa Mayfield	0-0	0-0	0-0	0	0	0	0	0	0	0	0	2							
16. Brianna Mitchell	1-5	0-1	0-1	1	2	2	3	2	0	1	1	17							
11. Heaven Hamling	4-9	3-7	4-4	3	0	3	4	15	1	4	0	21							
14. Mia Kiser	0-0	0-0	0-0	0	0	0	1	0	0	0	0	2							
21. Alyana Johnson	1-3	0-0	0-1	1	2	0	2	0	0	0	0	13							
33. Aaliyah Johnson	2-4	0-1	1-1	0	4	5	3	0	1	0	0	17							
Team																			
Totals	20-55	12-26	8-9	11	17	28	20	60	17	20	0	9	200						

#25/24 Miami 81 • 2-0		Total		3-Pr			Rebounds			Off Def		PF		A TO Bk		Stk		Min	
Player	FG	FGA	FT	FTA	FT-FTA	Off	Def	PF	PF	A	TO	Bk	Stk	Stk	Min				
21. Emese Hof	6-10	0-0	2-4	1	6	7	3	14	0	3	1	21							
32. Beatrice Mompremier	6-10	0-0	2-4	1	6	7	3	14	0	3	1	21							
01. Laura Cornelius	3-7	3-6	0-0	1	0	2	9	8	2	0	1	27							
02. Mykela Gray	8-15	3-4	0-0	0	3	1	25	3	1	0	0	29							
20. Kelsey Marshall	3-6	2-4	0-0	1	3	4	0	3	2	0	2	27							
03. Endia Banks	1-1	1-1	0-0	0	1	1	3	2	0	0	0	12							
11. Sarah Mortensen	2-2	1-1	0-0	3	4	6	1	0	0	0	0	16							
13. Taylor Mason	2-4	0-1	3-5	2	3	5	7	2	4	0	2	28							
15. Jamir Huston	1-2	0-0	1-2	0	3	4	0	1	2	0	0	8							
23. Rebecca Ripley	0-2	0-1	0-0	0	0	1	0	0	0	0	0	0							
Team																			
Totals	30-53	12-22	9-17	10	25	30	81	22	17	6	11	200							

1st FG%: 61.5 40.0% 2nd 5.1 25.0% 3rd 3.1 23.1% 4th 1.1 22.2% Game 20.5 36.4% Doublelt  
 3FG%: 0.0 0.0% 0.0 0.0% 6.7 53.8% 2.0 60.0% 2.6 22.2% 12-24 50.0% Rebounds  
 FT%: 0.0 0.0% 0.0 0.0% 3.2 100.0% 6.7 85.7% 8.7 85.7%

Officials: Mark Hardcastle, Timothy Bryant, Linda Miles  
 Technical fouls: Stephen F. Austin None, #25/24 Miami None.  
 Attendance: 3079

Score by periods	1st	2nd	3rd	4th	Total
Stephen F. Austin	10	14	10	16	50
#25/24 Miami	22	11	19	31	81

Last FG - SFA 4th 01:00, UM 4th 00:44.  
 Largest lead - SFA by 3:41 00:37, UM by 24 4th 09:33.  
 SFA led for 00:14, UM led for 00:15. Game was tied for 00:11.

Officials: Mark Hardcastle, Timothy Bryant, Linda Miles  
 Technical fouls: Stephen F. Austin None, #25/24 Miami None.  
 Attendance: 3079

Score by periods	1st	2nd	3rd	4th	Total
Stephen F. Austin	10	14	10	16	50
#25/24 Miami	22	11	19	31	81

Last FG - SFA 4th 01:00, UM 4th 00:44.  
 Largest lead - SFA by 3:41 00:37, UM by 24 4th 09:33.  
 SFA led for 00:14, UM led for 00:15. Game was tied for 00:11.

Officials: Mark Hardcastle, Timothy Bryant, Linda Miles  
 Technical fouls: Stephen F. Austin None, #25/24 Miami None.  
 Attendance: 3079

## GAME THREE

#25/24 Miami vs Hartford  
Nov. 11, 2018 | Coral Gables, Fla.

Hartford 62 • 1-2		Total		3-Pr			Rebounds			Off Def		PF		A TO Bk		Stk		Min	
Player	FG	FGA	FT	FTA	FT-FTA	Off	Def	PF	PF	A	TO	Bk	Stk	Stk	Min				
11. Ella Avocato	7-8	0-2	0-0	1	2	3	5	0	1	2	0	1	27						
00. Sierra DaCosta	8-24	4-5	2-4	2	4	1	24	0	3	2	0	33							
04. Jade Young	4-9	0-3	0-0	2	2	4	3	2	2	0	0	28							
05. Lindsey Alford	6-10	4-6	2-4	1	2	10	4	2	2	0	2	38							
08. Kelly Douglas	4-8	1-5	2-2	0	2	2	1	7	1	2	1	35							
06. Jordan McLemore	0-3	0-2	0-0	0	2	1	0	2	1	1	1	13							
03. Jada Lucas	0-0	0-0	0-0	0	0	1	0	0	0	0	0	1							
13. Lawrence Moten	0-0	0-0	0-0	1	1	0	0	0	0	2	0	3							
32. Jabira Ingram	3-6	1-2	0-0	0	2	7	1	0	0	0	0	16							
06. Sierra Smith	1-3	0-0	0-0	2	2	0	0	0	0	0	0	6							
Team																			
Totals	23-59	10-25	6-10	9	15	24	18	62	10	15	3	11	200						

1st FG%: 0.0 33.3% 2nd 6.0 30.0% 3rd 11.0 33.3% 4th 1.1 22.2% Game 25.1 20.8% Doublelt  
 3FG%: 1.1 33.3% 3.7 42.9% 1.0 50.0% 1.1 50.0% 10-13 66.0% 16-32 50.0% Rebounds  
 FT%: 2.4 30.0% 2.4 30.0% 2.0 100.0% 0.0 0.0% 6-11 54.5% 5 100.0%

Officials: Daryl Humphrey, Marc Merritt, Deanna Jackson  
 Technical fouls: Hartford None, #25/24 Miami None.  
 Attendance: 793

Score by periods	1st	2nd	3rd	4th	Total
Hartford	11	15	20	16	62
#25/24 Miami	13	17	19	15	64

Last FG - Hartford 4th 05:02, UM 4th 00:13.  
 Largest lead - Hartford by 3:47 01:16, UM by 13 4th 01:13.  
 Hartford led for 00:00, UM led for 00:33. Game was tied for 00:15.

## GAME FOUR

#24 Miami vs 19 Marquette  
Nov. 15, 2018 | Coral Gables, Fla.

#19 Marquette 55 • 3-1		Total		3-Pr			Rebounds			Off Def		PF		A TO Bk		Stk		Min	
Player	FG	FGA	FT	FTA	FT-FTA	Off	Def	PF	PF	A	TO	Bk	Stk	Stk	Min				
11. Erika Davoport	6-9	0-1	3-4	5	2	7	4	15	1	2	0	3	34						
03. Danielle King	4-14	2-7	0-0	2	2	4	1	10	2	1	0	4	35						
05. Natasha Hiedeman	4-11	2-7	1-4	0	8	3	9	3	2	1	3	28							
11. Alizae Blockton	4-14	1-6	2-2	2	3	3	7	3	0	0	0	28							
15. Amari Wilborn	4-9	2-2	2-2	1	2	3	4	1	2	0	2	30							
26. Alita Anderson	0-0	0-0	0-0	1	2	0	0	0	0	0	0	1							
21. Soleia Latif	0-1	0-1	1-4	1															

# BOX SCORES

## GAME FIVE

#24 Miami at Iowa State  
Nov. 18, 2018 @ Ames, Iowa

### #24 Miami 52 • 4-1

#	Player	Total					Rebounds					PF	A	T	Bk	Stl	Min	
		FG	FGA	FT	FTA	FT-FTA	Off	Def	FT	Def	FT							
01	Laura Cornelius	1-5	0-2	0-0	0	0	4	2	3	4	0	0	0	0	0	0	0	29
02	Mylkes Gray	1-2	1-5	0-0	2	1	3	5	1	2	0	0	0	0	0	0	19	
20	Kelsey Marshall	2-10	4-22	0	4	4	1	6	0	0	0	0	0	0	0	0	27	
21	Emnee Hof	5-9	0-0	4-5	5	4	9	3	14	1	3	5	0	0	0	0	28	
33	Beatrice Mompremier	2-6	0-0	1-1	0	8	4	5	0	4	0	0	0	0	0	0	17	
03	Endia Banks	3-7	0-3	0-2	0	3	1	6	2	1	0	1	0	0	0	0	22	
11	Sarah Mortensen	1-5	0-1	0-0	1	2	4	2	0	2	1	1	1	0	0	0	13	
13	Taylor Mason	3-10	1-4	2-2	0	3	0	9	1	0	1	0	0	0	0	0	26	
15	Jamir Huston	1-4	0-0	1-4	2	1	3	4	0	1	1	2	1	0	0	0	15	
23	Rebecca Ripley	0-1	0-1	0-0	1	0	0	0	0	0	0	0	0	0	0	0	16	
	Team	20-64	2-20	10-16	14	49	43	22	52	8	20	7	5	20	0	0	200	

1st FG: 51.7 41.2% 2nd 40.0 28.7% 3rd 50.0 31.3% eH: 41.8 25.0% Game 29.8 15.7% Doublet  
3FG: 1.4 16.7% 1.2 20.0% 2.4 30.0% 5.1 50.0% 7.0 50.0% Rebounds 4  
FT: 2.3 100.0% 2.2 60.0% 2.2 100.0%

### Iowa State 75 • 4-0

#	Player	Total					Rebounds					PF	A	T	Bk	Stl	Min
		FG	FGA	FT	FTA	FT-FTA	Off	Def	FT	Def	FT						
01	Maddison West	11-19	1-5	0-3	1	5	6	0	9	3	2	0	1	3	0	0	35
21	Bridget Carlson	5-14	1-6	4-7	1	6	7	3	15	3	2	3	0	3	0	0	36
24	Ashley Jantz	2-5	1-4	1-1	1	1	1	9	0	1	0	1	0	0	0	0	30
33	Meredith Burkhal	0-2	0-0	0-0	1	2	0	0	0	0	0	0	0	0	0	0	6
33	Alexa Middleton	4-9	1-3	0-0	0	2	4	9	2	4	0	0	0	0	0	0	21
04	Rae Johnson	1-2	0-0	1-2	0	3	3	4	3	1	0	2	0	0	0	0	19
10	Nia Washington	0-0	0-0	0-0	0	0	0	1	0	1	0	0	0	0	0	0	2
11	Jade Thurmon	0-1	0-0	0-0	0	0	0	0	0	0	0	0	0	0	0	0	2
12	Adriana Camber	1-2	1-2	0-0	0	1	0	0	0	0	0	0	0	0	0	0	13
14	Lauren Mills	0-1	0-0	0-0	0	0	0	0	0	0	0	0	0	0	0	0	2
15	Ties Nozawa	0-1	0-0	0-0	0	0	0	0	0	0	0	0	0	0	0	0	2
25	Kristin Scott	4-7	1-3	2-2	2	6	8	3	11	0	1	1	0	0	0	0	22
	Team	28-65	7-25	12-19	11	31	42	16	75	12	14	5	8	20	0	0	200

1st FG: 51.9 47.4% 2nd 51.3 33.3% 3rd 50.0 43.8% eH: 71.5 46.7% Game 39.6 43.1% Doublet  
3FG: 4.8 30.0% 1.4 16.7% 5.7 30.0% 7.0 50.0% Rebounds 4  
FT: 2.1 60.0% 2.5 60.0% 2.7 71.4%

Officials: Gina Cross, Kevin Pethel, Tara Cruse  
Technical fouls: #24 Miami-None, Iowa State-None.  
Attendance: 1004  
Iowa State won the Preseason WNIT championship  
All-Tournament Team: J. McKay (AUB), A. Blockson (MARQ), B. Mompremier (UM), E. Har (UM), M. Wise (SDU), B. Carteron (ISU) MVP

#	Player	Score by periods					Points	In	Off	2nd	Fast	Bench
		1st	2nd	3rd	4th	Total						
#24 Miami		18	12	13	52	36	10	2	0	0	0	
Iowa State		24	13	17	75	38	22	12	5	3	3	

1st FG: 51.9 47.4% 2nd 51.3 33.3% 3rd 50.0 43.8% 4th 71.5 46.7%  
Largest lead: UM by 14 @ 00:03, ISU by 26 @ 00:38.  
UM led for 06:25, ISU led for 31:56. Game was tied for 01:30.  
Score tied 4 times.  
Lead changed 3 times.

## GAME SIX

#23/22 Miami vs Nebraska  
Nov. 23, 2018 @ Coral Gables, Fla.

### Nebraska 68 • 1-3

#	Player	Total					Rebounds					PF	A	T	Bk	Stl	Min	
		FG	FGA	FT	FTA	FT-FTA	Off	Def	FT	Def	FT							
24	Maddie Simon	1-2	0-1	0-0	0	3	2	2	2	2	0	0	0	0	0	0	0	14
31	Kate Cain	0-0	0-0	0-0	0	0	0	0	0	0	0	0	0	0	0	0	1	
03	Hannah Whitish	4-7	4-6	1-2	0	1	2	1	1	2	1	3	1	4	0	0	23	
09	Nieka Elniy	3-3	1-4	3-5	1	4	5	1	4	5	1	0	2	2	1	0	22	
11	Taylor Kissinger	2-5	2-4	0-0	0	1	2	3	6	3	0	0	0	0	0	0	23	
04	Sam Halby	6-12	0-3	2-2	0	5	0	5	0	14	2	1	0	0	0	0	22	
11	Kristian Hudson	1-5	0-1	1-2	1	2	0	3	1	2	0	0	0	0	0	0	18	
13	Ashlyn Veerbeek	2-6	0-2	0-0	1	2	4	1	2	0	1	0	0	0	0	0	13	
14	Grace Mitchell	0-3	0-1	0-0	0	0	0	0	0	0	0	0	0	0	0	0	7	
23	Leah Brown	2-6	2-5	2-2	0	1	3	8	0	0	0	0	0	0	0	0	16	
44	Kayla Mereshon	0-1	0-1	0-0	0	0	0	1	0	1	0	0	0	0	0	0	15	
	Team	25-59	9-25	9-13	9	26	35	16	16	10	2	6	20	0	0	0	200	

1st FG: 61.3 45.0% 2nd 41.4 28.6% 3rd 51.1 69.2% eH: 61.7 31.7% Game 25.9 29.4% Doublet  
3FG: 1.7 25.0% 2.7 28.6% 3.7 50.0% 5.7 66.7% Rebounds 4  
FT: 2.3 100.0% 0.0 0.0% 2.3 66.7% 5.2 62.5%

### #24/22 Miami 82 • 5-1

#	Player	Total					Rebounds					PF	A	T	Bk	Stl	Min
		FG	FGA	FT	FTA	FT-FTA	Off	Def	FT	Def	FT						
21	Emnee Hof	1-7	0-0	0-1	3	6	9	3	6	1	2	1	3	0	0	0	26
33	Beatrice Mompremier	0-0	0-0	0-0	2	0	2	20	0	2	2	1	2	0	0	0	29
01	Laura Cornelius	7-15	4-9	5-5	2	5	7	3	23	7	3	0	6	0	0	0	33
03	Mylkes Gray	4-7	0-3	0-0	0	0	0	0	0	3	0	3	0	0	0	0	19
20	Kelsey Marshall	4-7	1-4	1-0	0	1	2	0	18	1	1	0	1	0	0	0	19
03	Endia Banks	2-6	0-2	0-0	1	0	1	0	1	0	0	4	0	0	0	0	22
11	Sarah Mortensen	0-5	0-4	0-0	0	1	2	0	0	0	0	0	0	0	0	0	15
15	Jamir Huston	2-5	1-3	0-0	0	2	3	5	0	2	0	0	0	0	0	0	19
23	Rebecca Ripley	0-0	0-0	0-0	0	0	0	0	0	0	0	0	0	0	0	0	5
	Team	31-71	9-31	11-15	17	27	44	16	82	13	3	14	20	0	0	0	200

1st FG: 51.9 43.1% 2nd 81.8 44.4% 3rd 51.9 42.1% eH: 61.7 31.7% Game 31.7 45.7% Doublet  
3FG: 1.7 25.0% 2.7 28.6% 3.7 50.0% 5.7 66.7% Rebounds 4  
FT: 2.3 100.0% 0.0 0.0% 2.3 66.7% 5.2 62.5%

Officials: Dan Oulter, Thomas Danaher, Maj Forsberg  
Technical fouls: Nebraska-None, #24/22 Miami-None.  
Attendance: 759

#	Player	Score by periods					Points	In	Off	2nd	Fast	Bench
		1st	2nd	3rd	4th	Total						
#24/22 Miami		15	10	24	68	39	16	2	0	0	0	
Nebraska		22	18	28	82	38	25	19	7	1	1	

1st FG: 51.9 43.1% 2nd 81.8 44.4% 3rd 51.9 42.1%  
Largest lead: UM by 14 @ 00:25, UM by 23 @ 00:33.  
UM led for 00:30, UM led for 37:54. Game was tied for 01:23.  
Score tied 8 times.  
Lead changed 2 times.

## GAME SEVEN

#24/22 Miami vs Temple  
Nov. 25, 2018 @ Coral Gables, Fla.

### Temple 61 • 2-4

#	Player	Total					Rebounds					PF	A	T	Bk	Stl	Min
		FG	FGA	FT	FTA	FT-FTA	Off	Def	FT	Def	FT						
21	Mia Davis	7-17	3-5	2-4	6	5	11	3	19	0	4	1	0	0	0	0	38
11	Shanien Atkinson	1-3	0-0	1-2	3	4	2	0	1	0	1	0	1	0	0	0	18
06	Alliya Butts	6-19	2-9	0-0	3	2	5	0	18	5	3	0	3	0	0	0	36
05	Mansha Mackins	1-7	1-5	0-0	1	2	3	3	2	2	0	0	0	0	0	0	16
11	Emani Mayo	4-7	0-4	1-2	1	1	2	2	5	1	0	0	3	0	0	0	35
01	Lena Niang	2-6	2-6	0-0	0	2	4	6	1	1	0	0	0	0	0	0	17
01	Deshae Oliver	3-7	0-2	0-0	1	1	0	3	3	0	0	0	0	0	0	0	29
26	Alexa Williamson	0-1	0-0	0-0	1	2	0	0	0	0	0	0	0	0	0	0	5
24	Shantay Taylor	0-1	0-0	2-2	4	4	2	1	3	0	1	0	3	1	0	0	18
	Team	24-68	8-31	5-8	20	21	41	20	61	11	5	1	8	20	0	0	200

1st FG: 51.7 29.4% 2nd 51.9 25.3% 3rd 51.3 46.2% 4th 71.7 41.2% Game 24.8 25.3% Doublet  
3FG: 3.9 33.3% 1.4 16.7% 5.1 50.0% 5.4 62.5% Rebounds 4  
FT: 4.4 66.7% 2.1 66.7% 1.0 0.0% 1.2 50.0% 5.4 62.5% 1.1

### #24/22 Miami 73 • 6-1

#	Player
---	--------



# BOX SCORES

## GAME NINE

#21/20 Miami vs. Colorado  
Dec. 2, 2018 | Coral Gables, Fla.

### Colorado 58 • 6-1

#	Player	Total			3-Pr			Rebounds			PF	TP	A	TO	Bk	Stl	Min
		FG	FGA	FT	FTA	FT%	3P	3PA	Off	Def							
33	Peñart Tuttle	7	5-11	1-3	4-4	2	2	4	3	15	0	3	2	2	32		
00	Quintessa Caylaño-Do	6	2-13	1-3	1-2	0	1	1	3	6	0	1	0	2	31		
02	Alexis Robinson	6	1-16	1-8	0-0	1	2	3	4	13	2	1	0	0	28		
14	Kennedy Leonard	6	2-9	0-4	2-4	0	4	4	6	13	0	0	3	4	40		
21	Mya Hollingshead	6	5-11	2-6	0-0	1	6	7	4	12	1	0	1	0	27		
03	Emma Clarke	1-2	0-1	0-0	0-0	0	1	2	0	2	0	0	0	0	6		
06	Leslia Finzu	0-2	0-2	0-0	0	1	1	0	0	0	0	0	0	0	7		
23	Mathilde Diop	0-0	0-0	0-0	2	1	3	2	0	1	1	1	0	1	13		
25	Annikka Jank	2-4	1-1	0-0	2	1	3	0	4	0	0	0	1	1	16		
Team		23	6	1	7	7	14	19	33	22	58	17	5	10	200		
Totals		23-66	5-28	7-10	14	19	33	22	58	17	5	10	5	10	200		
1st FG: 7-18 38.9%		2nd 5-15 33.3%	3rd 3-12 25.0%	4th 1-1 10.0%	5th 2-13 15.4%	6th 2-16 12.5%	7th 3-28 10.7%	8th 2-28 7.1%	9th 2-28 7.1%	10th 1-1 10.0%	Doubled		1				
3PT%: 1-6 16.7%		1-6 16.7%	1-6 16.7%	0-0 0.0%	0-0 0.0%	0-0 0.0%	0-0 0.0%	0-0 0.0%	0-0 0.0%	0-0 0.0%	0-0 0.0%	0-0 0.0%	0-0 0.0%	0-0 0.0%	0-0 0.0%		
FT%: 0-0 0.0%		3-4 75.0%	4-6 66.7%	0-0 0.0%	0-0 0.0%	0-0 0.0%	0-0 0.0%	0-0 0.0%	0-0 0.0%	0-0 0.0%	0-0 0.0%	0-0 0.0%	0-0 0.0%	0-0 0.0%	0-0 0.0%		

### #21/20 Miami 73 • 7-2

#	Player	Total			3-Pr			Rebounds			PF	TP	A	TO	Bk	Stl	Min
		FG	FGA	FT	FTA	FT%	3P	3PA	Off	Def							
21	Emese Hof	7	2-4	0-0	3-4	3	7	10	3	2	1	1	0	1	35		
32	Beatrice Mompremier	7	7-16	0-0	1-4	0	8	8	2	15	0	7	2	0	27		
01	Laura Cornelius	6	8-11	4-6	6-6	0	2	2	26	3	1	0	2	34			
08	Mylkes Gray	6	1-10	1-2	0-0	1	1	8	2	4	0	2	0	32			
20	Kelsey Marshall	4-8	1-4	0-2	0	4	3	9	2	4	0	0	1	24			
03	Endia Banks	2-5	2-3	2-2	0	4	4	8	1	2	1	3	25				
12	Sarah Mortensen	1-2	0-0	0-0	0	0	0	0	0	0	0	0	3				
13	Taylor Mason	0-1	0-1	0-0	0	0	0	2	2	0	0	0	15				
15	Jamir Huston	0-1	0-1	0-0	0	1	1	0	2	1	0	0	5				
Team		26	4	8	8	4	8	4	8	4	8	4	8	9	200		
Totals		26-69	8-16	13-20	7	31	38	14	73	13	23	4	9	200			
1st FG: 8-14 57.1%		2nd 4-12 33.3%	3rd 8-15 53.3%	4th 5-12 41.7%	5th 6-12 50.0%	6th 5-13 38.5%	7th 5-13 38.5%	8th 5-13 38.5%	9th 5-13 38.5%	10th 5-13 38.5%	Doubled		4				
3PT%: 0-0 0.0%		0-0 0.0%	0-0 0.0%	0-0 0.0%	0-0 0.0%	0-0 0.0%	0-0 0.0%	0-0 0.0%	0-0 0.0%	0-0 0.0%	0-0 0.0%	0-0 0.0%	0-0 0.0%	0-0 0.0%	0-0 0.0%		
FT%: 0-0 0.0%		0-0 0.0%	0-0 0.0%	0-0 0.0%	0-0 0.0%	0-0 0.0%	0-0 0.0%	0-0 0.0%	0-0 0.0%	0-0 0.0%	0-0 0.0%	0-0 0.0%	0-0 0.0%	0-0 0.0%	0-0 0.0%		

Officials: Brandon Entinero,Angelica Sufian,Joseph Vascity

Technical fouls: Colorado-None, #21/20 Miami-None.

Attendance: 999

### Score by periods

Period	1st	2nd	3rd	4th	Total
Colorado	15	14	13	16	58
#21/20 Miami	19	12	10	22	73

Last FG: COLO 4th-03:48, UM 4th-02:16.

Largest lead: COLO by 4, 2nd-05:51, UM by 16, 4th-05:39.

COLO led for 06:31, UM led for 32:21. Game was tied for 01:06.

Score tied 3 times.

Lead changed 9 times.

## GAME TEN

#25/23 Miami vs. New Orleans  
Dec. 9, 2018 | Coral Gables, Fla.

### New Orleans 38 • 3-4

#	Player	Total			3-Pr			Rebounds			PF	TP	A	TO	Bk	Stl	Min
		FG	FGA	FT	FTA	FT%	3P	3PA	Off	Def							
33	Whitley Larry	7	1-7	0-2	1-2	0	3	4	3	1	1	1	0	1	24		
30	Shana Woods	6	3-9	0-1	0-0	0	2	3	6	1	1	0	2	6			
01	Jada Duncantell	4	2-8	1-3	1-2	1	1	2	1	6	0	3	0	29			
09	Traya Bruce	4	1-4	1-3	0-0	0	2	2	3	6	1	0	0	16			
02	Dorphae Thomas	4	0-3	1-2	0	0	1	2	0	1	0	1	0	14			
03	Rehema Franklin	1-7	1-5	0-1	0	2	1	3	1	2	0	0	0	13			
04	Vaquela Rimpton	1-5	0-1	4-4	0	1	1	6	3	1	0	0	0	18			
11	Annalise Brisco	0-0	0-0	0-0	0	0	0	0	0	0	0	0	0	8			
13	Kayla Thomas	1-4	0-0	0-0	3	3	6	2	0	1	1	0	1	12			
25	Alyssa Thomas-Roid	1-6	0-0	0-2	3	2	5	2	0	1	0	0	0	8			
25	Alyssa Quixley	1-1	1-1	0-0	0	0	0	0	0	0	0	0	1	13			
34	Kida Woods	0-1	0-1	0-0	1	0	1	0	0	0	0	0	0	8			
34	Kyla Malone	1-3	1-2	0-0	0	1	1	0	0	0	0	0	0	10			
Team		23	3	6	3	6	3	6	3	6	3	6	3	6	200		
Totals		13-58	5-21	13-21	11	20	31	20	38	7	14	2	6	200			
1st FG: 3-13 23.1%		2nd 5-13 38.5%	3rd 3-13 23.1%	4th 0-13 0.0%	5th 0-13 0.0%	6th 0-13 0.0%	7th 0-13 0.0%	8th 0-13 0.0%	9th 0-13 0.0%	10th 0-13 0.0%	Doubled		13				
3PT%: 0-4 0.0%		2-6 33.3%	1-4 25.0%	2-4 50.0%	2-4 50.0%	2-4 50.0%	2-4 50.0%	2-4 50.0%	2-4 50.0%	2-4 50.0%	2-4 50.0%	2-4 50.0%	2-4 50.0%	2-4 50.0%	2-4 50.0%		
FT%: 0-0 0.0%		2-2 100%	1-1 100%	0-0 0.0%	0-0 0.0%	0-0 0.0%	0-0 0.0%	0-0 0.0%	0-0 0.0%	0-0 0.0%	0-0 0.0%	0-0 0.0%	0-0 0.0%	0-0 0.0%	0-0 0.0%		

### #25/23 Miami 78 • 8-2

#	Player	Total			3-Pr			Rebounds			PF	TP	A	TO	Bk	Stl	Min
		FG	FGA	FT	FTA	FT%	3P	3PA	Off	Def							
21	Emese Hof	7	5-9	0-0	3	7	10	0	2	2	1	0	2	2	20		
32	Beatrice Mompremier	7	6-11	0-0	4-4	3	7	10	1	16	1	0	0	1	22		
01	Laura Cornelius	6	3-4	1-2	0-0	2	1	3	5	6	2	0	2	23			
08	Mylkes Gray	4	3-8	0-4	3-3	0	2	2	1	9	4	3	0	0	26		
20	Kelsey Marshall	4	5-10	4-9	0-0	2	2	1	14	4	0	0	0	23			
03	Endia Banks	0-3	0-1	0-0	0	0	0	0	0	0	0	0	0	22			
12	Sarah Mortensen	5-9	5-9	0-0	0	8	8	15	0	1	0	1	1	25			
13	Taylor Mason	0-5	0-2	2-2	0	2	1	3	0	2	0	0	0	20			
15	Jamir Huston	2-3	0-0	3-6	3	3	6	3	0	3	0	0	1	19			
Team		27	6	2	6	2	6	2	6	2	6	2	6	2	200		
Totals		27-62	10-17	14-17	16	37	54	14	78	24	14	0	6	200			
1st FG: 6-19 31.6%		2nd 6-16 37.5%	3rd 6-15 40.0%	4th 6-12 50.0%	5th 6-24 25.0%	6th 6-24 25.0%	7th 6-24 25.0%	8th 6-24 25.0%	9th 6-24 25.0%	10th 6-24 25.0%	Doubled		27				
3PT%: 2-7 28.6%		1-4 25.0%	1-4 25.0%	1-4 25.0%	1-4 25.0%	1-4 25.0%	1-4 25.0%	1-4 25.0%	1-4 25.0%	1-4 25.0%	1-4 25.0%	1-4 25.0%	1-4 25.0%	1-4 25.0%	1-4 25.0%		
FT%: 5-9 55.6%		5-9 55.6%	5-9 55.6%	5-9 55.6%	5-9 55.6%	5-9 55.6%	5-9 55.6%	5-9 55.6%	5-9 55.6%	5-9 55.6%	5-9 55.6%	5-9 55.6%	5-9 55.6%	5-9 55.6%	5-9 55.6%		

Officials: John Capolino,Janifer Rezac,Eric Brewton

Technical fouls: New Orleans-None, #25/23 Miami-None.

Attendance: 766

### Score by periods

Period	1st	2nd	3rd	4th	Total
New Orleans	6	18	11	3	38
#25/23 Miami	15	17	15	7	78

Last FG: UMOW 4th-02:28, UM 4th-02:21.

Largest lead: UMOW None, UM by 4, 4th-03:06.

UMOW led for 06:00, UM led for 37:07. Game was tied for 02:03.

Score tied 0 times.

Lead changed 0 times.

## GAME ELEVEN

#24/22 Miami vs. Maryland Eastern Shore  
Dec. 16, 2018 | Coral Gables, Fla.

### Maryland Eastern Shore 53 • 2-8

#	Player	Total			3-Pr			Rebounds			PF	TP	A	TO	Bk	Stl	Min
		FG	FGA	FT	FTA	FT%	3P	3PA	Off	Def							
00	Chioma Mguwuchina	7	0-0	0-0	0	1	1	5	0	1	0	0	1	0	14		
04	Biancha Gills-Mile	7	2-0	0-0	1-4	3	3	1	3	0	1	2	0	26			
02	Clari Byrom	4	5-15	2-4	0	2	2	14	3	4	0	2</					

# BOX SCORES

## GAME THIRTEEN

#24/23 Miami vs. Alabama  
Dec. 21, 2018 || Winter Park, Fla.

### Alabama 74 • 8 • 5

#	Player	Total			3-Pr			Rebounds			PF	FT	A	TO	Bk	Stk	Min
		FG	FGA	FT	FTA	FG	FGA	FT	FTA	Off							
21	Ar'rah Copeland	7	3-4	0-0	0-0	0	1	2	6	0	0	1	0	0	0	19	
46	Jasmine Walker	7	5-11	2-8	2-3	3	2	5	14	2	3	0	1	1	34		
01	Megan Abrams	6	1-2	1-2	0-0	0	0	2	3	4	0	0	0	0	14		
03	Jordan Lewis	6	5-11	3-4	2-5	0	2	2	5	3	3	0	1	34			
04	Destra Benjamin	6	1-9	1-4	0-0	1	0	1	1	3	0	0	0	0	16		
04	Cierra Johnson	6	0-6	3-8	6-7	0	6	6	0	27	3	1	1	2	32		
05	Hannah Barber	6	0-0	0-0	0-0	0	0	0	0	0	0	0	0	0	5		
16	Taylor Berry	6	0-0	0-0	0-0	0	0	0	0	0	0	0	0	0	1		
17	Allie Cray Cruce	6	0-2	0-2	0-0	0	1	1	0	0	0	0	0	0	9		
23	Shaquera Wade	2	2-8	1-3	1-2	2	4	1	6	0	0	0	0	0	11		
25	Ashley Knight	1	1-3	0-0	0-1	1	0	1	2	0	0	0	0	0	17		
Team			2-2		2	3											
Totals		27-67	9-31	11-18	9	15	24	12	74	14	9	2	5	200			
1st FG %:	31.7	17.6%	2nd 10-19	34%	8.6	10.0%	4th:	61.5	40.0%	Game	27.47	50.2%	Double				
FT %:	2.0	22.0%	23	28.0%	3.9	51.0%	5.5	21.0%	6.47	28.0%	Rebounds						
FT %:	1.2	50.0%	2-5	40.0%	3.5	100.0%	1.8	62.0%	11-18	61.1%							

### #24/23 Miami 101 • 11 • 2

#	Player	Total			3-Pr			Rebounds			PF	FT	A	TO	Bk	Stk	Min
		FG	FGA	FT	FTA	FG	FGA	FT	FTA	Off							
33	Beatrice Mompremier	7	7-12	0-0	3-4	5	7	12	17	3	2	0	0	0	28		
21	Emese Hof	7	1-12	0-0	1-7	1	7	12	1	1	2	0	0	0	23		
04	Laura Cornelius	6	7-9	6-0	0	6	6	20	5	2	0	0	0	27			
08	Mylka Gray	6	7-14	5-7	2-2	0	6	6	21	1	3	0	0	25			
20	Kelsey Marshall	6	5-11	1	2	3	13	5	0	1	1	23					
03	Endia Banks	6	1-1	1-1	0-0	0	3	3	3	3	0	0	0	21			
11	Sarah Mortensen	6	0-0	0-0	0-0	2	4	0	1	1	0	1	0	10			
13	Taylor Mason	6	2-5	0-1	0-0	2	4	2	4	3	1	0	0	20			
15	Jamir Huston	6	4-5	0-0	0-0	1	2	8	4	0	0	0	1	19			
23	Rebecca Ripley	1	1-1	0-0	0-0	3	0	3	0	0	0	0	0	4			
Team			3-0		3	0											
Totals		39-67	16-22	7-8	12	35	47	101	26	13	3	3	200				
1st FG %:	8.0	40.0%	2nd 12-17	70.0%	3.6	10.0%	4th:	30.4	71.4%	Game	39.17	50.2%	Double				
FT %:	2.0	100.0%	2-2	100.0%	3.5	100.0%	5.5	60.0%	19-27	70.0%	Rebounds						
FT %:	1.2	50.0%	2-5	40.0%	3.5	100.0%	1.8	62.0%	11-18	61.1%							

Officials: Carla Fountain, Dawn Marsh, Talisa Green

Technical fouls: Alabama-None, #24/23 Miami-None

Attendance: 472

Score by periods

1st	2nd	3rd	4th	Total
Alabama	9	25	21	74
#24/23 Miami	22	23	22	101

Points

In	Off	2nd	Fast
Points	16	14	14
Paint	12	14	14
Turn	12	14	14

Score tied 6 times, Lead changed 0 times.

LAst FG - UM led 40-38, UM 40-38-38.

Largest lead - UM 19, UM led by 28 40-38-38.

LAst FT - UM led 30-30, UM led for 38:51, Game was tied for 20:55.

LAst FT - UM led 30-30, UM led for 38:51, Game was tied for 20:55.

## GAME FOURTEEN

#24/23 Miami vs. Florida A&M  
Dec. 28, 2018 || Coral Gables, Fla.

### Florida A&M 54 • 2 • 9

#	Player	Total			3-Pr			Rebounds			PF	FT	A	TO	Bk	Stk	Min
		FG	FGA	FT	FTA	FG	FGA	FT	FTA	Off							
11	Dy'Mane Royal	7	1-6	0-0	3-4	4	5	9	4	5	0	2	0	0	21		
36	Jasmine Ballew	7	0-1	0-1	0-0	1	3	4	0	0	1	1	0	0	18		
01	Mya Moye	6	6-15	3-7	3-4	1	2	4	18	1	5	0	0	30			
03	Candice Williams	6	0-16	0-2	1-3	0	2	1	13	3	0	0	0	32			
23	Taylor Darks	6	0-1	0-0	0-0	1	1	1	0	2	0	0	0	1			
03	Audum Goram	6	1-2	0-1	0-0	0	1	1	2	1	0	0	0	9			
04	Daja Antoline	6	3-3	1-1	0-0	1	2	3	4	7	1	0	0	26			
11	Morgan Mitchell	6	0-1	0-0	0-0	0	0	0	1	0	1	0	0	8			
12	Jhakyia Dilworth	6	1-2	0-0	0-0	0	0	0	0	0	0	0	0	0			
20	Chiquita Cook	6	1-6	0-0	3-6	2	4	3	5	1	3	0	2	19			
21	Keziah Dilworth	6	0-5	0-2	0-0	2	0	2	0	2	0	1	0	0			
34	Amyel Perkins	6	0-1	0-0	0-0	0	0	0	0	0	0	0	0	0			
Team			2-1		2	4											
Totals		20-59	4-14	10-17	14	20	34	22	54	8	20	0	4	200			
1st FG %:	8.7	47.1%	2nd 4-10	25.0%	3-6	13.3%	4th:	13.7	7.7%	Game	20.59	35.3%	Double				
FT %:	2.0	60.0%	2-4	50.0%	3.4	60.0%	5.4	60.0%	11-18	61.1%	Rebounds						
FT %:	1.2	50.0%	2-5	40.0%	3.5	100.0%	1.8	62.0%	11-18	61.1%							

### #24/23 Miami 103 • 12 • 2

#	Player	Total			3-Pr			Rebounds			PF	FT	A	TO	Bk	Stk	Min
		FG	FGA	FT	FTA	FG	FGA	FT	FTA	Off							
21	Emese Hof	7	10-12	0-0	2-3	8	10	23	2	3	0	0	0	22			
33	Beatrice Mompremier	7	6-6	0-0	5-9	2	7	9	17	1	1	1	1	20			
04	Laura Cornelius	6	2-6	2-4	5-6	0	2	0	11	4	0	1	1	19			
05	Mylka Gray	6	2-8	0-0	2-7	6	3	0	7	6	3	0	0	23			
20	Kelsey Marshall	6	6-11	4-8	1-1	0	2	4	17	0	0	0	0	22			
03	Endia Banks	6	0-2	0-1	1-2	0	2	0	1	2	3	0	0	21			
11	Sarah Mortensen	6	2-6	0-0	0-0	2	3	6	2	0	0	0	0	14			
13	Taylor Mason	6	0-5	0-2	1-2	1	2	1	5	1	0	1	0	24			
15	Jamir Huston	6	3-4	0-0	4-6	2	3	6	0	2	0	0	2	14			
23	Rebecca Ripley	1	1-1	1-0	0-0	2	1	3	0	1	0	1	0	9			
25	Khalia Prather	1	4-6	0-0	0-0	1	2	0	8	1	1	2	0	14			
Team			2-6		2	6											
Totals		36-67	9-24	22-32	18	29	47	103	21	14	16	20	200				
1st FG %:	10.7	58.0%	2nd 8-17	47.1%	3-6	50.0%	4th:	11.9	57.0%	Game	36.67	57.0%	Double				
FT %:	3.4	75.0%	2-3	66.7%	1.4	25.0%	5.5	100.0%	11-18	61.1%	Rebounds						
FT %:	1.2	63.0%	2-3	66.7%	10-16	62.5%	1.5	100.0%	11-18	61.1%							

Officials: Ray Jackson, Madison Overmyer, Billy Smith

Technical fouls: Florida A&M-None, #24/23 Miami-None

Attendance: 979

Score by periods

1st	2nd	3rd	4th	Total
Florida A&M	10	13	18	54
#24/23 Miami	20	21	25	103

Points

In	Off	2nd	Fast
Points	16	14	14
Paint	12	14	14
Turn	12	14	14

Score tied 6 times, Lead changed 0 times.

LAst FG - FAMU led 40-38, UM 40-38-38.

Largest lead - FAMU 19, UM led by 28 40-38-38.

LAst FT - FAMU led 30-30, UM led for 38:51, Game was tied for 20:55.

LAst FT - FAMU led 30-30, UM led for 38:51, Game was tied for 20:55.

## GAME FIFTEEN

#24/23 Miami vs. Central Michigan  
Dec. 30, 2018 || Coral Gables, Fla.

### Central Michigan 90 • 9 • 3

#	Player	Total			3-Pr			Rebounds			PF	FT	A	TO	Bk	Stk	Min
		FG	FGA	FT	FTA	FG	FGA	FT	FTA	Off							
11	Reyna Frost	7	9-19	4-5	3-4	2	8	10	4	25	3	1	0	0	37		
25	Brian Smith	7	0-0	0-0	0-0	2	0	1	0	2	0	0	0	0	17		
01	Micala Kelly	6	7-14	4-7	0-0	3	3	6	18	3	0	0	0	39			
08	Prestley Hudson	6	7-17	2-9													





# BOX SCORES

## GAME SEVENTEEN

Miami at Wake Forest  
Jan. 6, 2019 | Winston-Salem, N.C.

### Miami 72 • 14-3, 2-0 ACC

#	Player	Total			3-Pr			Rebounds			PF	TP	A	TO	Bk	Stl	Min
		FG	FGA	FT	FTA	FG	FGA	FT	FTA	Off							
21	Emese Hof	1-3	0-0	1-2	1	1	2	3	1	1	0	1	1	0	0	18	
32	Beatrice Rompré	9-13	0-0	1-1	6	9	15	4	10	0	3	1	0	0	22*		
01	Laura Cornelius	4-9	1-3	2-2	0	2	2	1	1	2	3	0	0	0	16		
09	Mykea Gray	6-18	5-8	1-1	0	3	2	20	5	3	0	4	0	0	37		
20	Kelsey Marshall	1-4	1-4	3-4	0	0	3	6	0	3	0	4	0	0	20		
03	Endia Banks	0-2	0-0	0-0	1	1	2	0	0	0	0	0	0	0	8		
11	Sarah Mortensen	0-3	0-1	0-0	1	0	1	1	0	1	1	1	1	0	6		
12	Taylor Mason	3-5	1-1	3-5	1	2	3	10	1	2	0	0	0	0	20		
15	Jamir Huston	0-2	0-0	0-0	2	2	4	0	1	0	0	0	0	0	9		
23	Rebecca Ripley	0-0	0-0	0-0	0	0	0	0	0	0	0	0	0	0	0		
28	Khalia Prather	1-1	0-0	1-2	3	5	3	3	1	1	0	1	0	0	19		
Team					3	4	2	72	11	19	3	11	20				
Totals		25-62	4-14	19-27	18	23	41	22	72	11	19	3	11	20			

1st FG: 51.7 29.6% 2nd 6:18 33.3% 3rd 4:14 57.1% 4th 3:46 24.4% Deadsid Deadball  
 3PT: 1.5 20.0% 1-4 25.0% 2-2 33.3% 1-7 6.0% 3-4 25.0% Rebounds 5  
 FT: 2.0 100.0% 2-2 100.0% 1-1 100.0% 11-17 64.3% 19-27 69.6%

### Wake Forest 57 • 9-5, 0-1 ACC

#	Player	Total			3-Pr			Rebounds			PF	TP	A	TO	Bk	Stl	Min
		FG	FGA	FT	FTA	FG	FGA	FT	FTA	Off							
11	Ivana Raca	3-6	1-2	6-6	6	4	10	2	13	1	8	1	0	0	30		
43	Elija Penna	1-11	0-7	2-3	0	6	6	3	4	3	3	0	1	0	39		
44	Ona Udoh	1-4	0-1	0-0	4	3	12	0	4	1	0	0	0	0	30		
09	Gina Conti	2-15	1-5	4-4	0	1	4	9	4	6	0	6	0	0	39		
14	Alex Sharp	5-12	1-4	4-4	2	4	6	3	15	3	2	0	0	0	39		
06	Maya Banks	0-2	0-0	0-0	1	0	1	1	0	1	0	0	0	0	1		
19	Ellen Hahne	0-0	0-0	0-0	0	0	0	0	0	0	0	0	0	0	1		
23	Kayden Dickson	1-1	0-0	0-0	1	1	4	0	2	1	0	1	1	0	12		
24	Raeyn Branch	0-1	0-1	0-2	1	0	1	0	1	0	0	0	0	0	1		
Team					18	58	3-20	18	24	22	42	21	57	13	27	5	
Totals		21-58	3-20	18-24	20	42	42	21	57	13	27	5	20	5	20		

1st FG: 71.9 36.3% 2nd 3:11 27.9% 3rd 3:14 35.7% 4th 3:14 24.6% Game 18:58 31.0% Deadsid Deadball  
 3PT: 1.0 100.0% 0-0 0.0% 1-3 33.3% 1-4 25.0% Rebounds 5  
 FT: 2.0 100.0% 2-2 100.0% 1-4 25.0% 1-4 25.0%

Officials: Maggie Tieman, Angela Lewis, Mark Hardcastle  
 Technical fouls: Miami-None, Wake Forest-None.  
 Attendance: 704

Score by periods	1st		2nd		3rd		4th		Total	Points	In	Off	2nd	Fast	Bench
	FG	FGA	FG	FGA	FG	FGA	FG	FGA							
Miami	15	14	12	12	14	17	11	57	72	11	19	3	11	20	
Wake Forest	11	14	17	9	5	7	7	44	57	13	27	5	20	5	

Lead FG - UM 48:02-45, WF 48:00-47.  
 Largest Lead - UM 48:00-54, WF 6:18-00:41.  
 UM led for 4:53. WF led for 17:25. Game was tied for 0:08.  
 Score tied - 4 times.  
 Lead changed - 4 times.

## GAME EIGHTEEN

rv/23 Miami vs. Clemson  
Jan. 10, 2019 | Coral Gables, Fla.

### Clemson 76 • 11-5, 2-1 ACC

#	Player	Total			3-Pr			Rebounds			PF	TP	A	TO	Bk	Stl	Min
		FG	FGA	FT	FTA	FG	FGA	FT	FTA	Off							
44	Kobi Thornton	7-15	0-0	6-7	4	5	9	4	20	3	0	0	3	0	36		
08	Tyler Bennett	4-9	0-0	1-2	5	1	6	3	1	1	0	1	1	0	24		
09	Destiny Thomas	1-3	0-1	3-4	1	4	5	1	5	3	0	0	1	0	28		
06	Danielle Edwards	3-10	1-5	2-4	3	0	3	4	9	2	0	2	0	0	29		
20	Simone Westbrook	4-17	3-4	2-6	1	4	5	2	23	3	4	0	3	0	35		
16	Camree Clegg	0-0	0-0	0-0	0	0	0	0	0	0	0	0	0	0	0		
11	Taylor Hosienovde	1-10	0-0	2-4	2	0	2	4	0	2	0	1	0	0	16		
10	Aiyah Collier	1-6	1-3	0-0	1	3	4	0	3	1	0	0	0	0	9		
21	Skyler Blackstock	0-0	0-0	0-0	0	0	0	0	0	0	0	0	0	0	1		
22	Keniece Purvis	1-2	0-0	5-6	2	0	1	7	1	0	1	0	0	0	11		
34	Chyna Cotton	2-3	0-0	0-0	2	2	1	4	0	2	0	0	0	0	8		
Team					25	68	21	33	20	24	18	76	12	13	3		
Totals		25-68	1-3	21-33	20	24	18	76	12	13	3	20	24	18	76		

1st FG: 51.4 35.7% 2nd 6:18 33.3% 3rd 4:14 57.1% 4th 3:14 24.6% Deadsid Deadball  
 3PT: 1-4 25.0% 1-1 100.0% 2-2 100.0% 3-5 60.0% 5-13 38.5% Rebounds 5  
 FT: 2.0 100.0% 2-2 100.0% 1-1 100.0% 11-17 64.3% 19-27 69.6%

### rv/#23 Miami 67 • 14-4, 2-1 ACC

#	Player	Total			3-Pr			Rebounds			PF	TP	A	TO	Bk	Stl	Min
		FG	FGA	FT	FTA	FG	FGA	FT	FTA	Off							
21	Emese Hof	3-9	0-0	5-5	6	11	4	11	1	4	5	1	2	0	27		
28	Khalia Prather	1-2	0-0	2-2	3	3	4	1	1	0	0	1	0	0	17		
01	Laura Cornelius	4-7	1-1	3-3	3	5	2	4	0	1	0	1	0	0	31		
09	Mykea Gray	6-14	2-7	10-11	1	4	5	3	24	2	0	4	0	0	45		
20	Kelsey Marshall	0-0	0-0	0-0	3	9	2	0	0	0	0	0	0	0	11		
03	Endia Banks	2-6	0-1	0-0	1	3	4	1	2	3	0	1	0	0	25		
11	Sarah Mortensen	0-3	0-2	0-0	0	0	0	3	0	0	0	1	0	0	14		
12	Taylor Mason	3-5	1-1	3-5	1	2	0	0	3	0	0	0	0	0	23		
15	Jamir Huston	0-1	0-0	0-0	0	0	0	0	0	0	0	0	0	0	5		
23	Rebecca Ripley	0-0	0-0	0-0	0	2	0	0	2	0	0	0	0	0	2		
Team					20	55	6-17	21	23	12	30	42	24	67	14		
Totals		20-55	6-17	21-23	12	30	42	24	67	14	24	5	6	20	5		

1st FG: 51.6 18.0% 2nd 3:13 23.1% 3rd 3:11 53.8% 4th 3:13 46.7% Deadsid Deadball  
 3PT: 1-1 100.0% 2-2 100.0% 2-2 100.0% 3-5 60.0% 5-13 38.5% Rebounds 5  
 FT: 10-10 100.0% 5-6 83.3% 1-1 100.0%

Officials: Nyelisa Thompson, Gabe Edward Sobady  
 Technical fouls: Clemson-None, rv/#23 Miami-Laura Cornelius.  
 Attendance: 2490

Score by periods	1st		2nd		3rd		4th		Total	Points	In	Off	2nd	Fast	Bench
	FG	FGA	FG	FGA	FG	FGA	FG	FGA							
Miami	13	21	12	30	14	28	67	76	67	14	24	5	6	20	
rv/#23 Miami	17	21	18	67	14	24	5	6	20	5	6	20	5	6	20

Lead FG - CU 48:00-14, UM 48:00-00.  
 Largest Lead - CU 48:00-14, UM 6:30-0:04.  
 CU led for 2:15. UM led for 15:11. Game was tied for 0:34.  
 Score tied - 10 times.  
 Lead changed - 7 times.

## GAME NINETEEN

Miami at Duke  
Jan. 17, 2019 | Durham, N.C.

### Miami 58 • 15-4, 0-4 ACC

#	Player	Total			3-Pr			Rebounds			PF	TP	A	TO	Bk	Stl	Min
		FG	FGA	FT	FTA	FG	FGA	FT	FTA	Off							
21	Emese Hof	6-11	0-0	1-2	1	6	7	3	13	1	1	3	2	3	35		
32	Beatrice Rompré	9-19	0-0	6-12	7	10	17	3	16	2	1	0	1	0	31		
01	Laura Cornelius	1-4	0-3	4-4	1	2	1	6	4	5	0	3	0	0	35		
09	Mykea Gray	4-9	2-5	2-6	0	2	2	4	12	2	0	2	3	0	33		
20	Kelsey Marshall	4-6	0-0	0-0	1	1	0	0	2	1	0	1	0	0	18		
03	Endia Banks	2-5	0-1	0-0	2	3	5	2	4	1	2	0	1	0	23		
11	Sarah Mortensen	2-2	1-1	0-0	0	1	0	1	5	0	0	0	0	0	7		
12	Taylor Mason	0-1	0-0	0-0	1	2	1	0	4	0	0	0	0	0	10		
28	Khalia Prather	1-1	0-0	0-0	1	0	0	1	0	0	0	0	0	0	8		
Team					21	48	3-14	13	24	0	0	10	12	3	9		
Totals		21-48	3-14	13-24	14	26	40	15	58	12	23	4	9	20			

1st FG: 61.1 31.3% 2nd 3:17 42.9% 3rd 3:15 20.0% 4th 3:13 53.8% Game 18:48 48.8% Deadsid Deadball  
 3PT: 0-0 0.0% 0-0 0.0% 1-2 50.0% 1-4 25.0% Rebounds 5  
 FT: 10-10 100.0% 2-2 100.0% 8-8 100.0% 13-24 54.2%

### Duke 50 • 8-8, 0-4 ACC

# BOX SCORES

## GAME TWENTY-ONE

rv/23 Miami at #13/14 Syracuse, Jan. 23, 2019 || Syracuse, N.Y.

### RV/#23 Miami 84 • 17-4, 5-1 ACC

#	Player	Total		3-Pr		Rebounds		PF	A	T	Bk	Stk	Min					
		FG	FGA	FT	FTA	Off	Def											
21	Emese Hof	5	9	0	0	11	11	3	2	5	4	21	1	2	0	1	27	
32	Beatrice Mompremier	4	9	0	0	4	6	4	12	0	5	0	1	3	2	0	1	32
04	Laura Cornelius	4	8	1	2	4	6	3	13	0	2	2	2	2	2	0	3	34
09	Endia Banks	4	11	1	2	0	3	5	2	1	0	2	1	0	0	0	16	
05	Nykea Gray	4	12	3	4	0	3	2	17	2	6	0	2	3	4	0	34	
12	Sarah Mortensen	2	3	2	1	2	1	0	7	0	0	0	1	1	5	0	15	
13	Taylor Mason	0	0	0	0	0	2	2	2	2	0	0	2	2	0	0	11	
20	Kelsey Marshall	3	7	3	5	0	0	2	2	9	0	1	0	1	0	0	24	
25	Khalia Prather	0	2	0	0	0	1	1	0	1	0	1	1	1	0	0	7	
	Team	4	5	1	1	1	1	1	1	1	1	1	1	1	1	1	1	
	Totals	25	51	9	15	25	29	7	31	38	20	84	18	3	7	20	200	

1st FG %:	7.1	63.0%	2nd:	10.9	51.0%	3rd:	5.1	41.7%	4th:	5.9	33.3%	Game:	15.1	58.0%	Rebounds:	0	Deadball:	0
3Pt %:	2.3	66.7%	FT %:	2.4	50.0%	TOV:	3.4	22.0%	PF:	25	89.2%	Opp:	14.3	50.0%	Rebounds:	2	Deadball:	2

### #13/14 Syracuse 71 • 15-4, 4-2 ACC

#	Player	Total		3-Pr		Rebounds		PF	A	T	Bk	Stk	Min			
		FG	FGA	FT	FTA	Off	Def									
22	Anaya Finklea-Guity	2	5	0	0	1	1	3	4	0	0	0	0	0	0	12
20	Kadiatou Sissoko	1	4	0	1	1	1	1	3	1	2	0	1	1	1	15
05	Diqna Straudman	4	2	1	3	2	2	1	4	0	0	0	0	0	0	15
04	Tiana Mangakaha	4	12	4	4	0	2	3	12	8	5	0	1	3	2	37
11	Gabrielle Cooper	4	2	0	0	0	3	1	1	6	1	0	2	3	0	34
03	Raven Fox	0	4	0	0	1	0	1	0	0	0	0	0	0	0	32
01	Naeem Djigali-Tadji	4	12	0	0	0	3	1	8	1	3	0	0	0	0	26
16	Marie-Paule Fopposi	2	4	0	1	2	3	2	5	4	0	1	0	0	0	12
12	Klara Lewis	7	13	4	2	2	2	4	3	16	2	0	2	1	2	24
21	Emily Engstler	2	9	0	0	1	4	5	1	4	1	3	3	1	3	13
23	Isis Young	2	8	2	0	0	1	1	6	1	0	1	0	0	0	14
	Team	2	4	2	4	2	4	2	4	2	4	2	4	2	4	2
	Totals	28	77	5	12	19	21	38	25	71	16	15	3	7	20	200

1st FG %:	11.4	45.0%	2nd:	5.8	31.3%	3rd:	3.9	36.0%	4th:	4.6	25.0%	Game:	18.7	58.0%	Rebounds:	0	Deadball:	0
3Pt %:	2.4	50.0%	FT %:	0.0	0.0%	TOV:	3.4	20.0%	PF:	25	89.2%	Opp:	15.1	58.0%	Rebounds:	2	Deadball:	2

Officials: Carl Fountain, Angelo Lewis, Thomas Danaher  
 Technical Fouls: RV/#23 Miami None, #13/14 Syracuse None  
 Attendance: 1332

Score by periods	1st	2nd	3rd	4th	Total	Points	In Off	2nd	Fast	Break	Bench
	10	10	10	10	40						
RV/#23 Miami	23	23	19	19	84	UM	30	13	8	16	16
#13/14 Syracuse	25	12	15	23	75	UM	38	16	10	16	16

Last FG: UM 4th:01:51, SU 4th:03:20  
 Largest Lead: UM by 15 4th:00:20, FS by 3 1st:00:01  
 UM led for 4:50, SU led for 01:30, Game was tied for 02:28.

Score Lead: 3 times.  
 Lead Changed: 4 times.

## GAME TWENTY-TWO

rv/23 Miami vs Boston College, Jan. 23, 2019 || Coral Gables, Fla.

### Boston College 73 • 13-7, 2-5 ACC

#	Player	Total		3-Pr		Rebounds		PF	A	T	Bk	Stk	Min				
		FG	FGA	FT	FTA	Off	Def										
05	Georgia Pineau	3	9	0	0	4	6	2	7	9	5	10	1	1	0	1	26
11	Elmira Gray	1	5	1	0	0	0	3	2	4	10	1	0	0	1	22	
07	Taylor Olayoye	6	12	3	2	0	2	2	2	1	17	3	3	0	1	39	
10	Makayla Dickens	5	11	0	5	2	2	5	7	12	6	4	0	0	0	26	
11	Marnelle Garris	4	10	2	2	0	1	4	0	1	4	0	1	2	0	18	
13	Taylor Soule	4	7	0	0	5	5	0	2	5	13	2	1	0	0	26	
22	Lana Hollingsworth	0	0	0	0	0	0	0	0	0	0	0	0	0	0	0	
10	Miles Bolden-Rosen	0	0	0	0	1	1	0	0	0	1	0	0	1	0	12	
31	Sydney Lowery	4	6	2	3	0	2	3	5	11	2	2	0	0	0	29	
32	Clara Ford	0	1	0	0	0	0	0	0	0	0	0	0	0	0	2	
	Team	0	0	0	0	0	0	0	0	0	0	0	0	0	0	0	
	Totals	27	60	3	18	16	18	4	23	37	73	16	14	0	0	100	

1st FG %:	8.4	57.0%	2nd:	9.1	38.0%	3rd:	5.3	38.0%	4th:	6.8	37.0%	Game:	17.4	58.0%	Rebounds:	0	Deadball:	0
3Pt %:	0.2	0.0%	FT %:	2.7	50.0%	TOV:	4.4	100.0%	PF:	33	60.0%	Opp:	15.8	58.0%	Rebounds:	2	Deadball:	2

### RV/#23 Miami 76 • 18-4, 6-1 ACC

#	Player	Total		3-Pr		Rebounds		PF	A	T	Bk	Stk	Min				
		FG	FGA	FT	FTA	Off	Def										
21	Emese Hof	5	7	0	0	4	8	5	4	9	3	14	2	3	0	1	25
32	Beatrice Mompremier	4	6	0	0	8	14	2	10	12	1	16	0	3	0	1	35
04	Laura Cornelius	3	11	1	6	1	0	3	2	3	21	4	2	0	2	37	
03	Endia Banks	4	7	0	0	3	8	5	8	5	8	5	1	2	0	24	
05	Nykea Gray	6	10	3	6	10	11	1	3	2	21	3	0	3	2	29	
13	Sarah Mortensen	0	0	0	0	0	0	0	0	0	0	0	0	0	0	0	
15	Sarah Mortensen	0	0	0	0	0	0	0	0	0	0	0	0	0	0	0	
11	Taylor Mason	0	1	0	1	1	0	1	3	1	0	0	0	0	0	0	11
15	Jamir Huston	0	1	0	0	0	0	0	1	0	1	0	0	0	0	0	4
20	Kelsey Marshall	1	7	0	0	1	1	3	4	0	3	0	2	0	0	19	
25	Khalia Prather	0	0	0	0	0	2	2	2	2	1	0	0	0	0	0	11
	Team	0	0	0	0	0	0	0	0	0	0	0	0	0	0	0	
	Totals	19	51	4	18	34	49	13	29	42	21	76	9	17	0	7	200

1st FG %:	6.9	40.0%	2nd:	4.1	30.0%	3rd:	3.1	23.1%	4th:	6.0	60.0%	Game:	19.1	37.0%	Rebounds:	0	Deadball:	0
3Pt %:	0.0	0.0%	FT %:	1.3	22.0%	TOV:	7.6	43.0%	PF:	34	77.0%	Opp:	34.8	25.0%	Rebounds:	0	Deadball:	0

Officials: Mark Berger, Erika Herriman-Camacho, Robert Esterline  
 Technical Fouls: Boston College Georgia Pineau, RV/#23 Miami None  
 Attendance: 1108

Score by periods	1st	2nd	3rd	4th	Total	Points	In Off	2nd	Fast	Break	Bench
	10	10	10	10	40						
Boston College	22	22	15	14	73	BC	40	15	5	15	24
RV/#23 Miami	22	20	13	21	76	UM	36	17	15	4	17

Last FG: BC 4th:00:46, UM 4th:03:20  
 Largest Lead: BC by 9 3rd:01:59, UM by 8 2nd:07:52  
 BC led for 16:58, UM led for 02:20, Game was tied for 09:00.

Score Lead: 17 times.  
 Lead changed: 18 times.

## GAME TWENTY-THREE

rv/23 Miami at #24/21 Florida State, Jan. 31, 2019 || Tallahassee, Fla.

### RV/#23 Miami 58 • 18-5, 6-2 ACC

#	Player	Total		3-Pr		Rebounds		PF	A	T	Bk	Stk	Min		
		FG	FGA	FT	FTA	Off	Def								
21	Emese Hof	4	7	0	0	4	9	4	8	0	5	3	0	3	31
32	Beatrice Mompremier	1	6	0	0	1	2	3	5	0	0	0	0	0	23
04	Laura Cornelius	6	2	1	3	0	1	1	4	5	4	0	0	0	23
09	Endia Banks	4	17	0	1	0	2	1	0	2	2	0	0	0	23
05	Nykea Gray	4	18	1	1	0	2	1	14	2	5	0	1	3	37
12	Sarah Mortensen	2	3	2	3	0	1	2	0	6	0	0	1	0	10
13	Taylor Mason	0	1	0	0	2	2	0	2	0	0	0	0	0	13
20	Kelsey Marshall	2	9	2	7	0	0	2	2	6	2	2	0	2	22
25	Khalia Prather	0	2	0	0	2	2	1	2	1	0				



# BOX SCORES

## GAME TWENTY-FIVE

#25 Miami vs #4 Notre Dame  
Feb. 17, 2019 | Coral Gables, Fla.

### #4 Notre Dame 65 • 21-3, 8-2 ACC

#	Player	Total					3-Pr					Rebounds				
		FG	FGA	FTG	FTA	FT%	ORF	DRF	PF	TP	A	O	Bk	Stl	Min	
11	Brianna Turner	1-6	0-0	1-2	1	3	4	4	5	2	1	5	2	37		
32	Jessica Shepard	6-12	0-0	5-6	8	9	17	4	17	2	4	1	0	37		
01	Marina Mabrey	0-13	2-7	2-3	0	0	14	1	3	0	1	0	37			
09	Kylee Young	4-10	0-1	6-6	2	5	7	4	14	3	2	1	37			
24	Arkie Odombawale	4-15	1-6	4-7	0	3	4	13	3	1	0	1	39			
08	Jordan Nixon	0-0	0-0	0-0	0	0	0	0	0	0	0	0	6			
12	Abby Prohaska	0-0	0-0	0-0	0	0	1	0	0	0	0	0	1			
30	Mikayla Vaughn	1-3	0-0	0-0	0	2	2	1	0	1	0	0	6			
Team		22-59		3-14	18-24	14	23	27	65	11	7	6	200			

1st FG: 9-18 50.0% 2nd: 4-14 28.6% 3rd: 4-12 33.3% 4th: 3-11 27.3% Game: 21-31 23.7% Deadball  
 3PT: 2-5 40.0% 0-0 0.0% 0-0 0.0% 1-1 100.0% 3-4 75.0% Rebounds  
 FT: 2-2 100.0% 4-4 100.0% 4-4 100.0% 6-6 100.0%

### #25 Miami 72 • 20-5, 8-2 ACC

#	Player	Total					3-Pr					Rebounds				
		FG	FGA	FTG	FTA	FT%	ORF	DRF	PF	TP	A	O	Bk	Stl	Min	
11	Emese Hof	1-15	0-0	3-5	3	10	13	1	21	1	0	4	0	36		
32	Beatrice Mompremier	1-6	1-3	0-10	6	6	12	4	18	1	1	2	34			
01	Laura Cornelius	4-13	0-3	2-2	0	3	2	8	6	3	0	1	37			
03	Endia Banks	1-3	0-2	0-0	2	1	3	4	2	1	0	0	24			
05	Myles Gray	2-8	1-5	5-6	0	0	3	10	1	4	0	0	25			
12	Sarah Mortensen	0-2	0-0	0-0	0	0	1	0	0	0	0	0	6			
11	Taylor Mason	4-6	2-3	3-4	1	1	2	13	0	0	0	0	20			
28	Kelsey Marshall	0-2	0-1	0-2	1	1	0	1	0	0	0	0	13			
28	Khalia Prather	0-2	0-0	0-0	3	3	0	0	0	0	0	0	5			
Team		25-64		1-16	19-29	21	35	46	18	7	12	1	5	200		

1st FG: 9-16 56.3% 2nd: 6-18 33.3% 3rd: 4-17 23.5% 4th: 4-13 30.8% Game: 20-5 28.6% Deadball  
 3PT: 1-4 25.0% 0-0 0.0% 0-0 0.0% 5-5 100.0% 3-4 75.0% Rebounds  
 FT: 2-4 50.0% 2-2 100.0% 1-0 100.0% 10-10 100.0%

Officials: Talisa Green,Daryl Humphrey,Bruce Morris  
 Technical Fouls: #4 Notre Dame=None, #25 Miami=None  
 Attendance: 1864

Score by periods		1st	2nd	3rd	4th	Total
#4 Notre Dame		22	12	18	13	65
#25 Miami		22	13	18	19	72

Last FG: ND 4th 01:15, UP 4th 00:43.  
 Largest Lead: ND by 7 3:08-08:52, UP by 7 4th 02:35.  
 ND led for 0:13. UP led for 0:22. Game was tied for 0:25.

## GAME TWENTY-SIX

#25 Miami at Pittsburgh  
Feb. 10, 2019 | Pittsburgh, Pa.

### #25 Miami 65 • 21-5, 9-2 ACC

#	Player	Total					3-Pr					Rebounds				
		FG	FGA	FTG	FTA	FT%	ORF	DRF	PF	TP	A	O	Bk	Stl	Min	
21	Emese Hof	1-8	0-0	3-6	4	7	11	4	11	4	1	4	0	20		
32	Beatrice Mompremier	9-12	0-0	5-7	4	9	13	1	23	0	2	1	28			
01	Laura Cornelius	1-6	1-3	2-2	0	4	4	0	5	3	4	0	27			
03	Endia Banks	0-5	0-1	2-2	1	7	8	1	2	4	0	0	27			
05	Myles Gray	4-9	2-6	0-0	0	0	2	6	1	2	0	1	25			
13	Sarah Mortensen	1-5	1-0	0-0	0	0	0	0	3	2	1	0	13			
11	Taylor Mason	0-3	0-2	0-0	1	1	2	1	0	0	0	0	21			
28	Kelsey Marshall	0-1	0-0	2-2	2	2	2	2	0	2	0	0	7			
28	Khalia Prather	1-7	2-5	0-0	0	0	2	8	1	2	0	1	16			
21	Rebecca Ripley	0-3	0-0	0-0	0	0	1	0	1	0	1	0	3			
25	Khalia Prather	1-1	0-0	1-2	4	4	3	0	1	0	1	0	12			
Team		22-60		1-15	21-24	16	33	40	20	65	16	5	3	200		

1st FG: 9-14 64.3% 2nd: 3-17 17.6% 3rd: 5-18 27.8% 4th: 2-10 20.0% Game: 21-5 28.6% Deadball  
 3PT: 2-7 28.6% 1-7 14.3% 2-5 40.0% 5-6 83.3% Rebounds  
 FT: 2-2 100.0% 1-1 100.0% 2-2 100.0%

### Pittsburgh 51 • 9-16, 0-11 ACC

#	Player	Total					3-Pr					Rebounds				
		FG	FGA	FTG	FTA	FT%	ORF	DRF	PF	TP	A	O	Bk	Stl	Min	
01	Garven,Danielle	1-4	1-2	0-0	5-12	3	3	6	3	13	0	0	0	29		
11	Cara Judkins	0-4	0-0	0-0	3	1	4	3	8	0	0	0	0	22		
11	Whitney Jasmine	0-2	0-3	0-0	3	1	7	8	3	0	0	2	28			
04	Walsch,Cassidy	4-9	1-6	3-3	2	1	3	3	8	1	1	0	27			
14	Kiana Bradley	0-1	0-0	0-0	1	5	6	0	0	0	2	1	25			
09	Knights,Mhayni	1-4	0-0	2-2	1	1	2	4	4	1	0	0	16			
19	Imrini Paray	1-1	1-1	0-0	0	0	0	0	0	0	0	0	5			
13	Kyia Nelson	0-5	0-2	0-0	1	1	2	0	1	2	0	0	18			
22	Jalila Henry	1-5	0-0	1-3	0	3	3	3	1	3	0	1	18			
23	Kalista Walters	0-1	0-0	0-0	0	2	0	2	0	1	1	0	12			
Team		16-60		2-24	17-27	14	24	38	23	51	10	10	6	200		

1st FG: 5-17 29.4% 2nd: 0-11 0.0% 3rd: 4-15 26.7% 4th: 5-17 29.4% Game: 9-16 20.0% Deadball  
 3PT: 2-4 50.0% 1-4 25.0% 2-6 33.3% 5-6 83.3% Rebounds  
 FT: 4-5 80.0% 2-4 50.0% 6-6 100.0%

Officials: Carla Fountain, Linda McE, Sabby Ray  
 Technical Fouls: #25 Miami=None, Pittsburgh=None  
 Attendance: 2495

Score by periods		1st	2nd	3rd	4th	Total
#25 Miami		15	12	15	18	60
Pittsburgh		18	2	15	16	51

Last FG: UP 4th 05:28, UP 4th 01:30.  
 Largest Lead: UP by 20 4th 06:56, UP None.  
 UP led for 38:42, UP led for 00:00. Game was tied for 00:38.

## GAME TWENTY-SEVEN

#20 Louisville at #2 Louisville  
Feb. 17, 2019 | Louisville, Ky.

### #20 Miami 79 • 22-5, 10-2 ACC

#	Player	Total					3-Pr					Rebounds				
		FG	FGA	FTG	FTA	FT%	ORF	DRF	PF	TP	A	O	Bk	Stl	Min	
21	Emese Hof	10-16	0-0	5-7	2	5	7	3	25	5	0	1	35			
32	Beatrice Mompremier	1-12	0-0	2-2	0	7	2	8	1	5	1	1	30			
01	Laura Cornelius	4-6	2-2	6-7	4	4	1	6	6	3	0	0	35			
03	Endia Banks	3-3	1-1	0-0	0	2	2	7	1	1	0	0	22			
05	Myles Gray	3-5	1-1	3-5	0	5	1	10	0	1	0	2	28			
13	Sarah Mortensen	0-0	0-0	0-0	0	0	0	0	0	0	0	0	3			
11	Taylor Mason	0-1	0-0	2-2	0	1	0	2	0	0	0	0	14			
28	Kelsey Marshall	3-5	2-4	0-0	5	1	8	0	0	0	0	0	22			
28	Khalia Prather	1-1	0-0	1-2	2	2	0	3	1	0	0	0	11			
Team		27-49		6-8	19-25	5	29	34	10	79	13	2	7	200		

1st FG: 11-21 52.4% 2nd: 7-13 53.8% 3rd: 7-10 70.0% 4th: 14-16 87.5% Game: 22-5 28.6% Deadball  
 3PT: 2-4 50.0% 1-1 100.0% 3-4 75.0% 10-14 71.4% Rebounds  
 FT: 6-8 75.0% 4-4 100.0%

### #2 Louisville 73 • 23-2, 10-2 ACC

#	Player	Total					3-Pr					Rebounds				
		FG	FGA	FTG	FTA	FT%	ORF	DRF	PF	TP	A	O	Bk	Stl	Min	
01	Sam Fuehring	1-10	0-3	0-0	3	2	5	6	1	1	0	0	27			
33	Bionda Dunham	1-11	1-10	1-2	1	5	8	1	1	0	1	0	24			
11	Arica Carter	4-7	2-6	0-0	1	2	3	4	6	4	0	1	28			
22	Jazmine Jones	3-8	0-1	1-2	3	5	7	2	1	0	0	0	25			
25	Asia Durr	5-17	1-10	5-6	0	1	2	16	5	3	0	1	39			
01	Dana Evans	5-13	4-7	0-0	1	1	2	14	4	2	0	0	29			
05	Mylasie Robinson	0-0	0-0	0-0	0	0	0	0	0	0	0	0	2			
28	Kylee Shook	4-6	4-5	0-0	1	5	6	1	12	1	0	2	26			
24	Jessica Laemmle	0-0	0-0	1-1	0	1	0	0	0	0	0	0	0+			
Team		28-68		11-34	6-7	11	19	30	16	73	8	3	2	200		

1st FG: 9-18 50.0% 2nd: 6-16 37.5% 3rd: 5-10 50.0% 4th: 8-18 44.4% Game: 23-2 23.7% Deadball  
 3PT: 4-9 44.4% 2-7 28.6% 4-10 40.0% 11-14 78.6% Rebounds  
 FT: 6-7 85.7% 2-2 100.0%

Officials: Angel Stanton,Tom Halladay,Dave Kammer  
 Technical Fouls: #20 Miami=None, #2 Louisville=None  
 Attendance: 12193

Score by periods		1st	2nd	3rd	4th	Total
#20 Miami		11	11	18	32	73
#2 Louisville		22	15	14	22	73

Last FG: UP 4th 01:27, UP 4th 00:11.  
 Largest Lead: UP by 7 4th 00:15, UP by 14 2nd 00:00.  
 UP led for 02:44, UP led for 31:59. Game was tied for 05:17.

## GAME TWENTY-EIGHT

#14 Miami at Virginia Tech  
Feb. 21, 2019 | Blacksburg, Va.

### #25 Miami 65 • 22-6, 10-3 ACC

#	Player	Total					3-Pr					Rebounds				
		FG	FGA	FTG	FTA	FT%	ORF	DRF	PF	TP	A	O	Bk	Stl	Min	
21	Emese Hof	1-8	0-0	5-6	0	3	3	1	11	4	3	2	0	28		
32	Beatrice Mompremier	9-15	0-0	5-7	2	5										

# BOX SCORES

## GAME TWENTY-NINE

#14 Miami vs #22/20 Florida State  
Feb. 24, 2019 || Coral Gables, Fla.

#22/20 Florida State 54 • 21-6, 9-5 ACC

#	Player	Total			3-Pr			Rebounds			PF	TP	A	T	Bk	Stk	Min
		FG	FGA	FT	FTA	FG	FGA	FT	FTA	Off							
15	Kiah Gillispie	4-10	1-5	0-0	7	8	15	2	9	0	1	0	1	35			
33	Valencia Myers	0-3	0-0	2-2	0	0	4	2	0	1	1	1	15				
19	Nicki Ekhonmu	4-11	1-3	3-4	0	2	12	4	0	2	0	0	38				
17	Nausia Woolfolk	0-18	3-7	3-4	1	2	2	3	3	0	4	2	34				
24	Mo. Jones	0-1	0-0	0-0	1	1	4	0	2	0	0	0	21				
03	Sayawmi Lassiter	0-3	0-2	0-0	1	2	3	0	1	1	0	1	15				
10	Kourtney Weber	1-2	1-1	0-0	0	2	3	0	1	1	1	1	12				
13	Savannah Wilkinson	3-9	0-1	2-2	1	4	3	8	2	0	0	1	30				
Team		0		2		2		2		2		1					
Totals		19-57	6-19	10-12	11	22	33	22	54	10	14	4	6	200			

1st FG: 5-10 33.3% 2nd 4-8 33.3% 3rd 3-3 100% 4th 1-1 100% 5th 1-1 100% 6th 1-1 100% 7th 1-1 100% 8th 1-1 100% 9th 1-1 100% 10th 1-1 100% 11th 1-1 100% 12th 1-1 100% 13th 1-1 100% 14th 1-1 100% 15th 1-1 100% 16th 1-1 100% 17th 1-1 100% 18th 1-1 100% 19th 1-1 100% 20th 1-1 100% 21st 1-1 100% 22nd 1-1 100% 23rd 1-1 100% 24th 1-1 100% 25th 1-1 100% 26th 1-1 100% 27th 1-1 100% 28th 1-1 100% 29th 1-1 100% 30th 1-1 100%

#14 Miami 64 • 23-6, 11-3 ACC

#	Player	Total			3-Pr			Rebounds			PF	TP	A	T	Bk	Stk	Min
		FG	FGA	FT	FTA	FG	FGA	FT	FTA	Off							
21	Emese Hof	0-10	0-0	4-4	3	5	8	2	14	2	3	2	0	32			
32	Beatrice Mompremier	7-13	0-1	4-4	4	6	10	1	18	0	1	0	0	36			
01	Laura Cornelius	4-8	3-7	1-2	0	6	6	3	10	0	3	0	0	37			
03	Endia Banks	0	2	0-1	0	0	1	1	0	0	2	0	1	12			
05	Mykka Gray	6-10	2-4	7-9	1	2	19	4	5	0	4	0	0	32			
11	Sarah Mortensen	0-0	0-0	0-0	0	0	0	0	0	0	0	0	0	2			
13	Taylor Mason	0-1	0-0	0-0	1	1	2	1	0	0	0	0	0	11			
20	Kelsey Marshall	0-1	1-0	0-0	3	3	3	0	0	0	0	0	0	28			
21	Khalia Prather	0-1	0-0	0-0	0	3	3	0	0	1	2	1	0	10			
Team		0		3		3		6		10		4					
Totals		21-52	16-21	11-17	17	38	17	64	10	14	4	1	0	200			

1st FG: 5-10 50.0% 2nd 7-14 50.0% 3rd 5-14 35.7% 4th 3-5 60.0% 5th 4-8 50.0% 6th 3-10 30.0% 7th 2-6 33.3% 8th 2-6 33.3% 9th 2-6 33.3% 10th 2-6 33.3% 11th 2-6 33.3% 12th 2-6 33.3% 13th 2-6 33.3% 14th 2-6 33.3% 15th 2-6 33.3% 16th 2-6 33.3% 17th 2-6 33.3% 18th 2-6 33.3% 19th 2-6 33.3% 20th 2-6 33.3% 21st 2-6 33.3% 22nd 2-6 33.3% 23rd 2-6 33.3% 24th 2-6 33.3% 25th 2-6 33.3% 26th 2-6 33.3% 27th 2-6 33.3% 28th 2-6 33.3% 29th 2-6 33.3% 30th 2-6 33.3%

Officials: Erica Hertenman-Cameron, Darv Humphrey, Joseph Vazley  
Technical Fouls: #22/20 Florida State None, #14 Miami None  
Attendance: 2339

Score by periods	1st	2nd	3rd	4th	Tot
#22/20 Florida State	16	10	13	15	54
#14 Miami	8	12	13	21	64

Last FG: FSU 4th 01:54, UM 4th 00:47  
#22/20 Florida State: FSU by 14 2nd 08:57, UM by 14 4th 07:08  
#14 Miami: FSU led for 33:52, UM led for 25:53. Game was tied for 00:35.

In Off 2nd Fast  
Points: FSU 18 11 12 4 37  
UM 26 17 17 4 64

Score tied - 3 times.  
Lead changed - 4 times.

## GAME THIRTY

#15 Miami vs Georgia Tech  
Feb. 28, 2019 || Coral Gables, Fla.

Georgia Tech 56 • 17-11, 7-8 ACC

#	Player	Total			3-Pr			Rebounds			PF	TP	A	T	Bk	Stk	Min
		FG	FGA	FT	FTA	FG	FGA	FT	FTA	Off							
11	Lorena Cubal	1-8	0-0	1-2	2	7	9	2	7	2	3	1	2	0	33		
20	Elizabeth Dixon	1-10	0-0	4-4	5	2	7	3	12	0	3	1	25				
03	Elizabeth Baloku	4-7	1-8	0-0	0	4	4	13	0	6	0	2	38				
24	Channn Scott	0-2	0-0	2-2	4	4	1	0	1	0	1	0	27				
21	Lotta-Mai Lahtinen	4-11	0-0	0-0	2	4	1	8	4	2	0	1	39				
06	Dajiah Jefferson	1-2	1-2	0-0	0	0	0	0	0	0	0	0	8				
00	Jasmine Carson	3-6	1-3	1-2	0	0	2	8	0	3	0	0	16				
11	Anne Drouf	0-1	0-0	5-9	0	1	1	0	0	0	1	0	5				
12	Kondalia Montgomery	0-0	0-0	0-0	0	0	0	0	0	0	1	0	1				
23	D'Asia Gregg	1-5	1-4	0-0	0	1	1	3	0	1	0	0	8				
Team		0		4		4		8		11		7					
Totals		23-66	4-17	6-18	15	23	38	14	56	5	17	5	7	200			

1st FG: 6-18 33.3% 2nd 3-10 30.0% 3rd 5-17 29.4% 4th 7-16 43.8% 5th 9-19 47.4% 6th 5-10 50.0% 7th 4-10 40.0% 8th 4-10 40.0% 9th 4-10 40.0% 10th 4-10 40.0% 11th 4-10 40.0% 12th 4-10 40.0% 13th 4-10 40.0% 14th 4-10 40.0% 15th 4-10 40.0% 16th 4-10 40.0% 17th 4-10 40.0% 18th 4-10 40.0% 19th 4-10 40.0% 20th 4-10 40.0% 21st 4-10 40.0% 22nd 4-10 40.0% 23rd 4-10 40.0% 24th 4-10 40.0% 25th 4-10 40.0% 26th 4-10 40.0% 27th 4-10 40.0% 28th 4-10 40.0% 29th 4-10 40.0% 30th 4-10 40.0%

#15 Miami 69 • 24-6, 12-3 ACC

#	Player	Total			3-Pr			Rebounds			PF	TP	A	T	Bk	Stk	Min
		FG	FGA	FT	FTA	FG	FGA	FT	FTA	Off							
21	Emese Hof	3-12	0-0	0-0	4	2	6	3	4	2	1	3	34				
32	Beatrice Mompremier	8-16	0-0	6-8	6	10	16	22	2	2	4	0	35				
01	Laura Cornelius	4	2	4	0	2	2	0	4	3	0	0	32				
03	Endia Banks	0	0	0	0	0	0	0	0	0	1	2	0	30			
05	Mykka Gray	7-9	3-4	1-4	0	3	3	18	0	4	0	0	30				
11	Sarah Mortensen	0-0	0-0	0-0	0	0	0	0	0	0	0	0	4				
13	Taylor Mason	1-5	0-2	0-2	1	0	2	1	0	2	1	0	12				
15	Jamir Huston	0-0	0-0	0-0	0	0	0	0	0	0	0	0	0				
20	Kelsey Marshall	3-6	3-6	0-0	3	3	3	0	1	0	0	0	16				
22	Rebecca Ripley	0-0	0-0	0-0	0	0	0	0	0	0	0	0	0				
23	Khalia Prather	0-1	0-0	1-2	1	3	5	1	0	1	0	0	7				
Team		0		2		2		5		11		7					
Totals		27-61	8-17	17-14	15	29	44	69	13	18	7	6	200				

1st FG: 4-16 25.0% 2nd 6-15 40.0% 3rd 10-16 62.5% 4th 8-16 50.0% 5th 10-16 62.5% 6th 10-16 62.5% 7th 10-16 62.5% 8th 10-16 62.5% 9th 10-16 62.5% 10th 10-16 62.5% 11th 10-16 62.5% 12th 10-16 62.5% 13th 10-16 62.5% 14th 10-16 62.5% 15th 10-16 62.5% 16th 10-16 62.5% 17th 10-16 62.5% 18th 10-16 62.5% 19th 10-16 62.5% 20th 10-16 62.5% 21st 10-16 62.5% 22nd 10-16 62.5% 23rd 10-16 62.5% 24th 10-16 62.5% 25th 10-16 62.5% 26th 10-16 62.5% 27th 10-16 62.5% 28th 10-16 62.5% 29th 10-16 62.5% 30th 10-16 62.5%

Officials: Linda Miles, Angelica Suffern, Brent Thomas  
Technical Fouls: Georgia Tech None, #15 Miami None  
Attendance: 1151

Score by periods	1st	2nd	3rd	4th	Tot
#15 Miami	13	17	22	17	69

Last FG: GT 4th 01:15, UM 4th 01:33  
Georgia Tech: GT led for 2:04/00:00, UM led for 18 4th 08:51  
#15 Miami: GT led for 03:08, UM led for 36:10. Game was tied for 00:41.

In Off 2nd Fast  
Points: FSU 18 11 12 4 37  
UM 26 17 17 4 64

Score tied - 3 times.  
Lead changed - 2 times.

## GAME THIRTY-ONE

#15 Miami at #10 NC State  
March 3, 2019 || Raleigh, N.C.

#15 Miami 68 • 24-7, 12-4 ACC

#	Player	Total			3-Pr			Rebounds			PF	TP	A	T	Bk	Stk	Min
		FG	FGA	FT	FTA	FG	FGA	FT	FTA	Off							
01	Laura Cornelius	5-11	3-6	0-0	0	1	1	3	1	0	1	0	0	30			
03	Endia Banks	0-1	0-0	0-0	0	3	1	4	0	1	1	2	29				
05	Mykka Gray	2-12	0-5	0-0	2	1	3	4	0	1	0	0	22				
21	Emese Hof	12-15	0-0	0-2	6	6	4	24	3	2	2	3	31				
32	Beatrice Mompremier	6-16	0-0	3-5	7	10	17	3	15	1	3	3	31				
11	Sarah Mortensen	0-2	0-2	0-0	0	0	2	0	0	0	0	0	6				
13	Taylor Mason	1-2	0-1	1-1	1	1	2	0	3	1	0	0	13				
15	Jamir Huston	0-0	0-0	0-0	0	0	0	0	0	0	0	0	1				
20	Kelsey Marshall	3-10	3-7	0-0	1	3	1	9	2	0	0	0	30				
23	Khalia Prather	0-1	0-0	0-0	0	1	2	0	0	0	0	0	7				
Team		4		3		7		2		7		4					
Totals		29-70	8-21	4-8	16	27	43	19	68	13	9	5	4	200			

1st FG: 7-19 36.8% 2nd 10-18 55.6% 3rd 5-18 27.8% 4th 2-5 40.0% 5th 10-16 62.5% 6th 10-16 62.5% 7th 10-16 62.5% 8th 10-16 62.5% 9th 10-16 62.5% 10th 10-16 62.5% 11th 10-16 62.5% 12th 10-16 62.5% 13th 10-16 62.5% 14th 10-16 62.5% 15th 10-16 62.5% 16th 10-16 62.5% 17th 10-16 62.5% 18th 10-16 62.5% 19th 10-16 62.5% 20th 10-16 62.5% 21st 10-16 62.5% 22nd 10-16 62.5% 23rd 10-16 62.5% 24th 10-16 62.5% 25th 10-16 62.5% 26th 10-16 62.5% 27th 10-16 62.5% 28th 10-16 62.5% 29th 10-16 62.5% 30th 10-16 62.5%

#10 NC State 70 • 25-4, 12-4 ACC

#	Player	Total			3-Pr			Rebounds			PF	TP	A	T	Bk	Stk	Min
		FG	FGA	FT	FTA	FG	FGA	FT	FTA	Off							



# BOX SCORES

## GAME THIRTY-THREE

#19/15 Miami vs. FGCU  
March 22, 2019 | Coral Gables, Fla.

FGCU 62 • 28-5, 16-0 ASUN

#	Player	Total		3-Pr		Rebounds		PF	TP	A	TO	Bk	Stl	Min	
		FG	FGA	FT	FTA	OR	DR								FT
31	Nasrin Ulei	1	3-14	1-7	0-0	2	2	4	0	7	2	2	0	1	36
42	Tylophia Alderley	1	3-10	2-7	0-0	1	8	9	2	8	4	1	0	2	35
09	Davion Wingate	0	0-7	0-4	0-6	0	1	1	4	5	3	1	0	30	
01	Keri Jewett-Giles	0	0-20	4-10	2-2	3	4	7	2	24	3	4	0	1	37
21	Destiny Washington	0	3-8	3-7	1-2	1	3	4	4	10	0	3	2	35	
08	Alyssa Blair	0	0-0	0-0	0-0	0	0	0	1	0	1	0	0	4	
04	Chandler Ryan	0	0-0	0-0	0-0	0	0	0	1	0	0	0	0	5	
10	Sheahan Dowling	0	0-0	0-0	0-0	0	0	0	0	0	0	0	0	0+	
11	Kerstie Phills	3	7-7	2-5	0-0	0	1	1	3	8	0	0	1	0	18
14	Brittany Johnson	0	0-0	0-0	0-0	0	0	0	0	0	0	0	0	0+	
28	Tanner Bryant	0	0-0	0-0	0-0	0	0	0	0	0	0	0	0	0+	
Team						2	5	7							
Totals		21-66	12-40	8-10	9	24	33	17	62	13	5	9	6	200	

1st FG: 41% 1st 3Pt: 23% 2nd 4-18 22.2% 3rd 4-14 28.6% 4th 5-17 29.4% Game 21-66 31.8% Deadball  
 1st FT: 100% 1st 3Pt: 33% 2nd 1-2 50.0% 3rd 1-1 100% 4th 1-5 20.0% 1st 3Pt: 33% 2nd 1-2 50.0% 3rd 1-1 100% 4th 1-5 20.0% Rebounds  
 FT%: 3-4 75.0% 1st 100.0% 2nd 6.0 60.0%

#19/15 Miami 69 • 25-8, 12-4 ACC

#	Player	Total		3-Pr		Rebounds		PF	TP	A	TO	Bk	Stl	Min	
		FG	FGA	FT	FTA	OR	DR								FT
21	Emese Hof	1	4-11	0-0	2-2	2	10	12	4	10	4	1	1	0	34
32	Beatrice Mompremier	1	8-15	0-0	5-8	1	9	10	1	21	1	5	3	1	34
01	Laura Cornelius	0	3-7	1-4	2-2	1	4	5	4	9	5	1	0	2	37
03	Endia Banks	1	4-8	3-5	3-4	1	6	7	1	14	4	2	0	1	32
05	Mykea Gray	0	1-4	1-2	7-8	0	2	1	10	2	5	1	2	36	
12	Sarah Mortensen	0	0-0	0-0	0-0	0	0	0	0	0	0	0	0	0+	
11	Taylor Mason	1	2	1-2	0-0	0	2	1	3	0	2	0	0	0	6
15	Jamir Huston	0	0-0	0-0	0-0	0	0	0	0	0	0	0	0	0+	
26	Kelsey Marshall	0	2-2	0-0	0-0	0	2	2	1	0	1	0	0	0	9
28	Khalia Prather	1	1-1	0-0	0-0	1	1	2	2	2	0	0	0	0	10
Team						1	2								
Totals		22-50	6-15	19-24	7	37	44	15	69	17	18	5	6	200	

1st FG: 41% 1st 3Pt: 53.8% 2nd 5-13 38.5% 3rd 4-11 36.4% 4th 5-17 29.4% Game 22-50 44.0% Deadball  
 1st FT: 2-2 100.0% 2nd 2-2 100.0% 3rd 1-4 25.0% 4th 1-5 20.0% 1st 3Pt: 33% 2nd 1-2 50.0% 3rd 1-1 100% 4th 1-5 20.0% Rebounds  
 FT%: 5-5 100.0% 1st 75.0% 2nd 50.0% 3rd 25.0% 4th 20.0%

Officials: Tasha Green, Joseph Vesizy, Brenda Pantaja  
 Technical fouls: FGCU-None. #19/15 Miami-None.  
 Attendance: 3053

NCAA Tournament First Round

Miami seeded No. 4, FGCU seeded No. 13

Score by periods	1st		2nd		3rd		4th		Total
	FGCU	Miami	FGCU	Miami	FGCU	Miami	FGCU	Miami	
FGCU	15	11	22	14	62				
#19/15 Miami	21	17	10	21	69				

Lead FG - FGCU 4th-00:52, UM 4th-00:59.

Largest lead - FGCU by 14th-00:32, UM by 14 3rd-09:33.

FGCU led for 00:24, UM led for 36:03. Game was tied for 03:33.

Points in Paint 18 13  
 FGCU 18 13  
 UM 26 11 9 13 5 8

Score tied 3 times.  
 Lead changed 7 times.

## GAME THIRTY-FOUR

#19/15 Miami vs. #22/20 Arizona State  
March 24, 2019 | Coral Gables, Fla.

#22/20 Arizona State 57 • 22-10, 10-7 P12

#	Player	Total		3-Pr		Rebounds		PF	TP	A	TO	Bk	Stl	Min	
		FG	FGA	FT	FTA	OR	DR								FT
43	Kianna Ibis	1	4-10	1-3	0-0	1	2	3	1	9	0	1	0	1	28
33	Chia Johnson-Chapman	0	2-5	0-0	0-0	3	5	8	1	4	1	2	1	1	20
01	Relli Richardson	0	0-4	0-1	0-0	0	1	1	2	0	6	2	0	1	28
11	Robbi Ryan	0	3-9	1-3	2-2	0	5	2	6	1	9	2	0	0	29
22	Courtney Esmark	0	2-7	2-6	0-0	0	5	2	6	2	0	0	0	30	
08	Taya Hanson	0	1-4	1-3	0-0	1	1	2	0	3	0	0	0	0	9
04	Klara Russell	0	0-2	0-1	0-0	0	1	1	1	0	2	0	0	0	9
21	Sophia Esenga	4	4-9	0-0	1-2	3	1	4	9	0	1	1	1	1	18
23	Irís Mbulito	2	2-3	1-1	2-4	1	2	3	0	7	3	0	0	2	15
53	Jamie Ruden	0	4-9	2-4	0-2	0	1	1	0	10	0	1	0	1	14
Team						2	1	3							
Totals		22-62	8-22	5-10	11	21	32	12	57	16	7	2	10	200	

1st FG: 41% 1st 3Pt: 47.1% 2nd 5-17 29.4% 3rd 4-14 28.6% 4th 5-14 35.7% Game 22-62 35.3% Deadball  
 1st FT: 2-2 100.0% 2nd 3-4 75.0% 3rd 2-4 50.0% 4th 2-4 50.0% 1st 3Pt: 33% 2nd 1-2 50.0% 3rd 1-1 100% 4th 1-5 20.0% Rebounds  
 FT%: 3-4 75.0%

#19/15 Miami 55 • 25-9, 12-4 ACC

#	Player	Total		3-Pr		Rebounds		PF	TP	A	TO	Bk	Stl	Min	
		FG	FGA	FT	FTA	OR	DR								FT
21	Emese Hof	1	2-5	0-0	2-2	3	2	5	4	6	0	2	0	1	32
32	Beatrice Mompremier	1	3-12	0-0	6-16	2	2	6	2	6	0	5	2	1	35
01	Laura Cornelius	0	7-12	0-2	1-3	0	2	1	15	3	2	0	0	34	
03	Endia Banks	0	4-6	0-2	0-0	0	3	3	1	8	1	3	0	0	28
05	Mykea Gray	0	4-12	2-8	3-3	0	3	3	13	2	1	0	0	33	
12	Sarah Mortensen	0	0-1	0-1	0-0	0	0	0	0	0	0	0	0	0+	
11	Taylor Mason	1	1-3	0-1	0-0	0	1	1	0	2	0	0	0	0	10
26	Kelsey Marshall	0	2-4	1-3	0-0	0	1	1	5	1	2	0	0	0	14
28	Khalia Prather	0	0-1	0-0	0-0	1	2	3	2	0	0	0	1	1	10
Team						2	1	3							
Totals		23-56	3-17	6-8	12	31	43	14	55	7	15	3	3	200	

1st FG: 41% 1st 3Pt: 23.1% 2nd 7-12 58.3% 3rd 7-13 53.8% 4th 5-11 45.5% Game 23-56 41.1% Deadball  
 1st FT: 3-4 75.0% 2nd 2-2 100.0% 3rd 2-2 100.0% 4th 2-2 100.0% 1st 3Pt: 33% 2nd 1-2 50.0% 3rd 1-1 100% 4th 1-5 20.0% Rebounds  
 FT%: 5-5 100.0%

Officials: Tasha Green, Joseph Vesizy, Brenda Pantaja  
 Technical fouls: #22/20 Arizona State-None. #19/15 Miami-None.  
 Attendance: 3056

NCAA Tournament Second Round

Miami seeded No. 4, Arizona State seeded No. 5

Score by periods	1st		2nd		3rd		4th		Total
	ASU	Miami	ASU	Miami	ASU	Miami	ASU	Miami	
ASU	18	8	12	19	57				
#19/15 Miami	11	17	15	12	55				

Lead FG - ASU 4th-00:51, UM 4th-01:30.

Largest lead - ASU by 14th-06:56, UM by 8 3rd-06:18.

ASU led for 34:46, UM led for 18:45. Game was tied for 06:29.

Points in Paint 12 6 2 9 29  
 ASU 12 6 2 9 29  
 UM 32 6 2 0 7

Score tied 7 times.  
 Lead changed 4 times.

# SEASON STATISTICS

RECORD:	OVERALL	HOME	AWAY	NEUTRAL
ALL GAMES	25-9	17-3	6-5	2-1
CONFERENCE	12-4	7-1	5-3	0-0
NON-CONFERENCE	13-5	10-2	1-2	2-1

#	Player	Total					3-Point			F-Throw			Rebounds																	
		gp-gs	min	avg	fg-fga	fg%	3fg-fga	3fg%	ft-fa	ft%	off	def	tot	avg	pf	dq	a	to	blk	stl	pts	avg								
32	Beatrice Mompremier	33-32	977	29.6	223-422	.528	1-3	.333	103-178	.579	127	274	401	12.2	74	0	31	93	34	31	550	16.7								
21	Emese Hof	34-34	974	28.6	197-336	.586	0-0	.000	89-129	.690	110	172	282	8.3	91	0	64	75	69	25	483	14.2								
05	Mykea Gray	34-34	953	28.0	135-338	.399	61-176	.347	98-126	.778	7	63	70	2.1	71	0	76	98	1	41	429	12.6								
01	Laura Cornelius	34-34	1056	31.1	109-258	.422	52-137	.380	75-88	.852	16	101	117	3.4	71	0	141	83	3	38	345	10.1								
20	Kelsey Marshall	34-20	787	23.1	94-248	.379	67-179	.374	11-18	.611	7	71	78	2.3	66	1	60	50	5	26	266	7.8								
03	Endia Banks	34-14	729	21.4	51-144	.354	14-46	.304	14-23	.609	27	93	120	3.5	43	0	74	47	3	18	130	3.8								
13	Taylor Mason	34-0	544	16.0	31-100	.310	8-36	.222	34-45	.756	22	46	68	2.0	45	0	41	33	1	11	104	3.1								
12	Sarah Mortensen	34-1	344	10.1	34-88	.386	29-72	.403	3-8	.375	11	32	43	1.3	51	1	15	11	3	11	100	2.9								
25	Khaila Prather	21-1	211	10.0	14-31	.452	0-0	.000	9-18	.500	19	27	46	2.2	33	0	5	9	6	7	37	1.8								
15	Jamir Huston	24-0	176	7.3	15-37	.405	0-0	.000	12-25	.480	20	25	45	1.9	30	0	9	15	7	13	42	1.8								
23	Rebecca Ripley	15-0	49	3.3	4-14	.286	4-10	.400	3-4	.750	1	5	6	0.4	7	0	1	7	0	1	15	1.0								
Team																					86	78	164				15			
Total.....		34	6800		907-2160	.450	236-659	.358	451-662	.681	453	987	1440	42.4	582	2	517	536	132	222	2501	73.6								
Opponents.....		34	6800		773-2137	.362	248-807	.307	366-516	.709	444	746	1190	35.0	619	-	442	455	104	241	2160	63.5								

TEAM STATISTICS	UM	OPP
SCORING	2501	2160
Points per game	73.6	63.5
Scoring margin	+10.0	-
FIELD GOALS-ATT	907-2016	773-2137
Field goal pct	.450	.362
3 POINT FG-ATT	236-659	248-807
3-point FG pct	.358	.307
3-pt FG made per game	6.9	7.3
FREE THROWS-ATT	451-662	366-516
Free throw pct	.681	.709
F-Throws made per game	13.3	10.8
REBOUNDS	1440	1190
Rebounds per game	42.4	35.0
Rebounding margin	+7.4	-
ASSISTS	517	442
Assists per game	15.2	13.0
TURNOVERS	536	455
Turnovers per game	15.8	13.4
Turnover margin	-2.4	-
Assist/turnover ratio	1.0	1.0
STEALS	222	241
Steals per game	6.5	7.1
BLOCKS	132	104
Blocks per game	3.9	3.1
ATTENDANCE	28193	57243
Home games-Avg/Game	20-1410	11-4387
Neutral site-Avg/Game	-	3-2997

Score by Periods	1st	2nd	3rd	4th	Totals
Miami	643	577	629	652	2501
Opponents	524	487	543	606	2160

Date	Opponent	Score	Att.
11/06/18	at FIU	w 94-43	687
& 11/09/18	STEPHEN F. AUSTIN	w 81-60	3079
& 11/11/18	HARTFORD	w 75-62	783
& 11/15/18	#19 MARQUETTE	w 63-55	855
\$ 11/18/18	at Iowa State	L 52-75	10064
# 11/23/18	NEBRASKA	w 82-68	730
# 11/25/18	TEMPLE	w 73-61	718
+ 11/29/18	at Purdue	L 63-74	5831
12/02/18	COLORADO	w 73-58	896
12/09/18	NEW ORLEANS	w 78-38	766
12/16/18	MARYLAND EASTERN SHORE	w 71-53	1069
@ 12/20/18	vs Vanderbilt	w 90-65	397
@ 12/21/18	vs Alabama	w 101-74	472
% 12/28/18	FLORIDA A&M	w 103-54	979
% 12/30/18	CENTRAL MICHIGAN	L 80-90	727
* 01/03/19	RV#25 VIRGINIA TECH	w 68-61	961
* 01/06/19	at Wake Forest	w 72-57	704
* 01/10/19	CLEMSON	L 67-76	2490
* 01/17/19	at Duke	w 58-50	3664
* 01/20/19	NORTH CAROLINA	w 76-68	1560
* 01/23/19	at #13/14 Syracuse	w 84-71	1332
* 01/27/19	BOSTON COLLEGE	w 76-73	1108
* 01/31/19	at #24/21 Florida State	L 58-62	3570
* 02/03/19	VIRGINIA	w 72-59	1059
* 02/07/19	#4 NOTRE DAME	w 72-65	1864
* 02/10/19	at Pittsburgh	w 65-51	2495
* 02/17/19	at #2 Louisville	w 79-73	12193
* 02/21/19	at Virginia Tech	L 65-73	2213
* 02/24/19	#22/20 FLORIDA STATE	w 64-54	2339
* 02/28/19	GEORGIA TECH	w 69-56	1151
* 03/03/19	at #10 NC State	L 68-70	5500
^ 03/08/19	vs #18/16 Syracuse	L 85-92	8121
! 03/22/19	FGCU	w 69-62	3003
! 03/24/19	#22/20 ARIZONA STATE	L 55-57	2056

\* = Conference game  
 & = Preseason WNIT (Coral Gables, Fla.)  
 \$ = Preseason WNIT Championship (Ames, Iowa)  
 # = Miami Thanksgiving Classic (Coral Gables, Fla.)  
 + = ACC/Big Ten Challenge (West Lafayette, Ind.)  
 @ = Florida Sunshine Classic (Winter Park, Fla.)  
 % = Miami Holiday Classic (Coral Gables, Fla.)  
 ^ = ACC Tournament (Greensboro, N.C.)  
 ! = NCAA Tournament (Coral Gables, Fla.)



# ACC STATISTICS

RECORD:	OVERALL	HOME	AWAY	NEUTRAL
ALL GAMES	12-4	7-1	5-3	0-0
CONFERENCE	12-4	7-1	5-3	0-0
NON-CONFERENCE	0-0	0-0	0-0	0-0

##	Player	Total		3-Point		F-Throw		Rebounds		PF		DQ		A		TO		BLK		STL		PTS		AVG													
		gp	gs	min	avg	fg	fg%	3fg	3fg%	ft	ft%	off	def	tot	avg	pf	dq	a	to	blk	stl	pts	pts	reb	ast												
32	Beatrice Mompremier	15-15	473	31.5	101-195	.518	0-2	.000	56-91	.615	66	124	190	12.7	38	0	8	43	15	10	258	17.2	12.7	10.0	2.5												
05	Mykea Gray	16-16	489	30.6	69-177	.390	33-91	.363	63-84	.750	3	34	37	2.3	36	0	32	51	0	25	234	14.6	14.6	2.3	0.0												
21	Emese Hof	16-16	468	29.3	91-164	.555	0-0	.000	52-74	.703	45	80	125	7.8	44	0	32	35	34	14	234	14.6	14.6	2.3	0.0												
01	Laura Cornelius	16-16	512	32.0	46-125	.368	16-57	.281	41-47	.872	4	58	62	3.9	33	0	64	44	2	17	149	9.3	9.3	3.9	0.0												
20	Kelsey Marshall	16-5	361	22.6	33-99	.333	30-76	.395	7-11	.636	3	27	30	1.9	33	0	20	26	4	13	103	6.4	6.4	1.9	0.0												
03	Endia Banks	16-11	352	22.0	17-66	.258	4-16	.250	5-5	1.000	17	46	63	3.9	22	0	27	22	0	5	43	2.7	2.7	3.9	0.0												
13	Taylor Mason	16-0	220	13.8	10-32	.313	3-10	.300	14-20	.700	9	16	25	1.6	23	0	16	15	1	2	37	2.3	2.3	1.6	0.0												
12	Sarah Mortensen	16-0	124	7.8	9-32	.281	8-27	.296	1-2	.500	2	3	5	0.3	16	0	3	3	1	4	27	1.7	1.7	0.3	0.0												
25	Khaila Prather	16-1	163	10.2	8-20	.400	0-0	.000	9-16	.563	15	22	37	2.3	26	0	4	8	3	5	25	1.6	1.6	2.3	0.0												
15	Jamir Huston	9-0	32	3.6	0-5	.000	0-0	.000	2-4	.500	5	4	9	1.0	6	0	1	0	0	0	2	0.2	0.2	1.0	0.0												
23	Rebecca Ripley	6-0	6	1.0	0-3	.000	0-2	.000	1-2	.500	0	2	2	0.3	1	0	0	3	0	0	1	0.2	0.2	0.3	0.0												
Team																						44	37	81			12										
Total.....		16	3200	384-918		.418	94-281	.335	251-356	.705	213	453	666	41.6	278	0	207	262	60	95	1113	69.6	69.6	41.6	2.5												
Opponents.....		16	3200	363-1015		.358	92-345	.267	201-265	.758	225	359	584	36.5	304	-	205	214	62	110	1109	63.7	63.7	36.5	2.5												

TEAM STATISTICS	UM	OPP
SCORING	1113	1019
Points per game	69.6	63.7
Scoring margin	+5.9	-
FIELD GOALS-ATT	384-918	363-1015
Field goal pct	.418	.358
3 POINT FG-ATT	94-281	92-345
3-point FG pct	.335	.267
3-pt FG made per game	5.9	5.8
FREE THROWS-ATT	251-356	201-265
Free throw pct	.705	.758
F-Throws made per game	15.7	12.6
REBOUNDS	666	584
Rebounds per game	41.6	36.5
Rebounding margin	+5.1	-
ASSISTS	207	205
Assists per game	12.9	12.8
TURNOVERS	262	214
Turnovers per game	16.4	13.4
Turnover margin	-3.0	-
Assist/turnover ratio	0.8	1.0
STEALS	95	110
Steals per game	5.9	6.9
BLOCKS	60	62
Blocks per game	3.8	3.9
ATTENDANCE	12532	31671
Home games-Avg/Game	8-1566	8-3959
Neutral site-Avg/Game	-	0-0

Date	Opponent	Score	Att.
* 01/03/19	RV#25 VIRGINIA TECH	w 68-61	961
* 01/06/19	at Wake Forest	w 72-57	704
* 01/10/19	CLEMSON	L 67-76	2490
* 01/17/19	at Duke	w 58-50	3664
* 01/20/19	NORTH CAROLINA	w 76-68	1560
* 01/23/19	at #13/14 Syracuse	w 84-71	1332
* 01/27/19	BOSTON COLLEGE	w 76-73	1108
* 01/31/19	at #24/21 Florida State	L 58-62	3570
* 02/03/19	VIRGINIA	w 72-59	1059
* 02/07/19	#4 NOTRE DAME	w 72-65	1864
* 02/10/19	at Pittsburgh	w 65-51	2495
* 02/17/19	at #2 Louisville	w 79-73	12193
* 02/21/19	at Virginia Tech	L 65-73	2213
* 02/24/19	#22/20 FLORIDA STATE	w 64-54	2339
* 02/28/19	GEORGIA TECH	w 69-56	1151
* 03/03/19	at #10 NC State	L 68-70	5500

\* = Conference game  
 & = Preseason WNIT (Coral Gables, Fla.)  
 \$ = Preseason WNIT Championship (Ames, Iowa)  
 # = Miami Thanksgiving Classic (Coral Gables, Fla.)  
 + = ACC/Big Ten Challenge (West Lafayette, Ind.)  
 @ = Florida Sunshine Classic (Winter Park, Fla.)  
 % = Miami Holiday Classic (Coral Gables, Fla.)

Score by Periods	1st	2nd	3rd	4th	Totals
Miami	288	243	270	312	1113
Opponents	255	212	259	293	1019

# NON-CONFERENCE STATISTICS

RECORD:	OVERALL	HOME	AWAY	NEUTRAL
ALL GAMES	13-5	10-2	1-2	2-1
CONFERENCE	0-0	0-0	0-0	0-0
NON-CONFERENCE	13-5	10-2	1-2	2-1

#	Player	Total		3-Point		F-Throw		Rebounds		PF		DQ		A		BLK		STL		PTS		AVG	
		gp	qs	min	avg	fg	qfg	3fg	ft	fta	ft%	off	def	tot	avg	pf	dq	a	to	blk	stl	pts	avg
01	Laura Cornelius	18-18	543	30.2	63-132	.477	36-80	.450	34-41	.829	12	43	55	3.1	38	0	77	40	1	21	196	10.9	
03	Endia Banks	18-3	378	21.0	33-77	.429	10-30	.333	9-18	.500	9	48	57	3.2	21	0	47	26	3	13	85	4.7	
05	Mykea Gray	18-18	464	25.8	66-160	.413	28-85	.329	35-42	.833	4	29	33	1.8	35	0	44	46	1	16	195	10.8	
12	Sarah Mortensen	18-1	220	12.2	25-56	.446	21-45	.467	2-6	.333	9	29	38	2.1	35	1	12	8	2	7	73	4.1	
13	Taylor Mason	18-0	324	18.0	21-68	.309	5-26	.192	20-25	.800	13	29	42	2.3	22	0	25	17	0	9	67	3.7	
15	Jamir Huston	15-0	144	9.6	15-32	.469	0-0	.000	10-21	.476	15	21	36	2.4	24	0	8	15	7	13	40	2.7	
20	Kelsey Marshall	18-15	427	23.7	62-149	.416	37-101	.366	4-7	.571	5	44	49	2.7	33	1	39	23	1	12	165	9.2	
21	Emese Hof	18-18	506	28.1	106-174	.609	0-0	.000	37-55	.673	64	94	158	8.8	47	0	32	40	36	11	249	13.8	
23	Rebecca Ripley	9-0	43	4.8	4-11	.364	4-8	.500	2-2	1.000	1	3	4	0.4	6	0	1	4	0	1	14	1.6	
25	Khaila Prather	5-0	48	9.6	6-11	.545	0-0	.000	0-2	.000	4	5	9	1.8	7	0	1	1	3	2	12	2.4	
32	Beatrice Mompremier	18-17	503	27.9	122-228	.535	1-1	1.000	47-87	.540	62	150	212	11.8	36	0	24	50	19	19	292	16.2	
Team											41	40	81				3						
Total.....		18	3600		523-1098	.476	142-376	.378	200-306	.654	239	535	774	43.0	304	2	310	273	73	124	1388	77.1	
Opponents.....		18	3600		410-1124	.365	156-462	.338	165-251	.657	218	388	606	33.7	315	-	238	238	42	130	1141	63.4	

TEAM STATISTICS	UM	OPP
SCORING	1388	1141
Points per game	77.1	63.4
Scoring margin	+13.7	-
FIELD GOALS-ATT	523-1098	410-1124
Field goal pct	.476	.365
3 POINT FG-ATT	142-376	156-462
3-point FG pct	.378	.338
3-pt FG made per game	7.9	8.7
FREE THROWS-ATT	200-306	165-251
Free throw pct	.654	.657
F-Throws made per game	11.1	9.2
REBOUNDS	774	606
Rebounds per game	43.0	33.7
Rebounding margin	+9.3	-
ASSISTS	310	238
Assists per game	17.2	13.2
TURNOVERS	273	238
Turnovers per game	15.2	13.2
Turnover margin	-1.9	-
Assist/turnover ratio	1.1	1.0
STEALS	124	130
Steals per game	6.9	7.2
BLOCKS	73	42
Blocks per game	4.1	2.3
ATTENDANCE	15661	25572
Home games-Avg/Game	12-1305	3-5527
Neutral site-Avg/Game	-	3-2997

Date	Opponent	Score	Att.
11/06/18	at FIU	w 94-43	687
& 11/09/18	STEPHEN F. AUSTIN	w 81-60	3079
& 11/11/18	HARTFORD	w 75-62	783
& 11/15/18	#19 MARQUETTE	w 63-55	855
\$ 11/18/18	at Iowa State	L 52-75	10064
# 11/23/18	NEBRASKA	w 82-68	730
# 11/25/18	TEMPLE	w 73-61	718
+ 11/29/18	at Purdue	L 63-74	5831
12/02/18	COLORADO	w 73-58	896
12/09/18	NEW ORLEANS	w 78-38	766
12/16/18	MARYLAND EASTERN SHORE	w 71-53	1069
@ 12/20/18	vs Vanderbilt	w 90-65	397
@ 12/21/18	vs Alabama	w 101-74	472
% 12/28/18	FLORIDA A&M	w 103-54	979
% 12/30/18	CENTRAL MICHIGAN	L 80-90	727
^ 03/08/19	vs #18/16 Syracuse	L 85-92	8121
! 03/22/19	FGCU	w 69-62	3003
! 03/24/19	#22/20 ARIZONA STATE	L 55-57	2056

\* - Conference game

Score by Periods	1st	2nd	3rd	4th	Totals
Miami	355	334	359	340	1388
Opponents	269	275	284	313	1141

# POSTSEASON STATISTICS

RECORD:	OVERALL	HOME	AWAY	NEUTRAL
ALL GAMES	1-2	1-1	0-0	0-1
CONFERENCE	0-0	0-0	0-0	0-0
NON-CONFERENCE	1-2	1-1	0-0	0-1

#	Player	Total					3-Point			F-Throw			Rebounds									
		gp-gs	min	avg	fg-fga	fg%	3fg-fga	3fg%	ft-fa	ft%	off	def	tot	avg	pf	dq	a	to	blk	stl	pts	avg
01	Laura Cornelius	3-3	109	36.3	13-26	.500	4-12	.333	3-5	.600	3	9	12	4.0	9	0	12	5	0	2	33	11.0
03	Endia Banks	3-3	74	24.7	9-16	.563	3-7	.429	3-4	.750	1	10	11	3.7	2	0	6	8	0	1	24	8.0
05	Mykea Gray	3-3	102	34.0	9-28	.321	3-15	.200	15-17	.882	1	7	8	2.7	6	0	6	13	1	2	36	12.0
12	Sarah Mortensen	3-0	11	3.7	0-1	.000	0-1	.000	0-0	.000	0	0	0	0.0	2	0	0	0	0	0	0	0.0
13	Taylor Mason	3-0	30	10.0	3-8	.375	2-4	.500	0-0	.000	1	5	6	2.0	3	0	1	2	0	0	8	2.7
15	Jamir Huston	1-0	0	0.0	0-0	.000	0-0	.000	0-0	.000	0	0	0	0.0	0	0	0	0	0	0	0	0.0
20	Kelsey Marshall	3-0	45	15.0	4-14	.286	3-13	.231	0-0	.000	0	6	6	2.0	5	0	4	4	0	0	11	3.7
21	Emese Hof	3-3	103	34.3	16-31	.516	0-0	.000	9-11	.818	8	16	24	8.0	12	0	6	5	4	1	41	13.7
25	Khalia Prather	3-0	22	7.3	1-2	.500	0-0	.000	0-0	.000	2	4	6	2.0	5	0	0	0	1	1	2	0.7
32	Beatrice Mompremier	3-3	104	34.7	22-43	.512	0-0	.000	10-15	.667	8	34	42	14.0	6	0	4	10	5	2	54	18.0
Team											5	3	8				1					
Total.....		3	600		77-169	.456	15-52	.288	40-52	.769	29	94	123	41.0	50	0	39	48	11	9	209	69.7
Opponents.....		3	600		74-197	.376	34-93	.366	29-42	.690	35	66	101	33.7	50	-	45	24	11	22	211	70.3

## TEAM STATISTICS

	UM	OPP
SCORING	209	211
Points per game	69.7	70.3
Scoring margin	-0.7	-
FIELD GOALS-ATT	77-169	74-197
Field goal pct	.456	.376
3 POINT FG-ATT	15-52	34-93
3-point FG pct	.288	.366
3-pt FG made per game	5.0	11.3
FREE THROWS-ATT	40-52	29-42
Free throw pct	.769	.690
F-Throws made per game	13.3	9.7
REBOUNDS	123	101
Rebounds per game	41.0	33.7
Rebounding margin	+7.3	-
ASSISTS	39	45
Assists per game	13.0	15.0
TURNOVERS	48	24
Turnovers per game	16.0	8.0
Turnover margin	-8.0	-
Assist/turnover ratio	0.8	1.9
STEALS	9	22
Steals per game	3.0	7.3
BLOCKS	11	11
Blocks per game	3.7	3.7
ATTENDANCE	5059	8121
Home games-Avg/Game	2-2530	0-0
Neutral site-Avg/Game	-	1-8121

Date	Opponent	Score	Att.
^ 03/08/19	vs #18/16 Syracuse	L 85-92	8121
! 03/22/19	FGCU	W 69-62	3003
! 03/24/19	#22/20 ARIZONA STATE	L 55-57	2056

\* - Conference game

Score by Periods	1st	2nd	3rd	4th	Totals
Miami	53	50	50	56	209
Opponents	52	50	51	58	211

# WIN STATISTICS

RECORD:	OVERALL	HOME	AWAY	NEUTRAL
ALL GAMES	25-0	17-0	6-0	2-0
CONFERENCE	12-0	7-0	5-0	0-0
NON-CONFERENCE	13-0	10-0	1-0	2-0

#	Player	Total		3-Point		F-Throw		Rebounds																				
		gp-gs	min	avg	fg-qa	fg%	3fg-3qa	3fg%	ft-fa	ft%	off	def	tot	avg	pf	dq	a	to	blk	stl	pts	avg						
01	Laura Cornelius	25-25	770	30.8	76-179	.425	42-103	.408	63-72	.875	9	81	90	3.6	43	0	114	60	3	34	257	10.3						
03	Endia Banks	25-9	529	21.2	38-108	.352	14-37	.378	14-21	.667	23	73	96	3.8	34	0	59	31	3	14	104	4.2						
05	Mykea Gray	25-25	700	28.0	96-229	.419	41-116	.353	78-102	.765	3	47	50	2.0	47	0	63	76	1	34	311	12.4						
12	Sarah Mortensen	25-1	276	11.0	29-70	.414	25-59	.424	3-8	.375	8	29	37	1.5	38	1	14	8	2	9	86	3.4						
13	Taylor Mason	25-0	403	16.1	24-74	.324	6-29	.207	25-36	.694	18	30	48	1.9	35	0	34	28	1	9	79	3.2						
15	Jamir Huston	20-0	152	7.6	14-32	.438	0-0	.000	11-21	.524	18	24	42	2.1	23	0	9	14	6	11	39	2.0						
20	Kelsey Marshall	25-16	567	22.7	73-178	.410	51-127	.402	9-16	.563	6	49	55	2.2	43	0	46	39	5	21	206	8.2						
21	Emese Hof	25-25	694	27.8	143-242	.591	0-0	.000	63-94	.670	78	132	210	8.4	64	0	46	48	42	20	349	14.0						
23	Rebecca Ripley	12-0	42	3.5	3-12	.250	3-8	.375	3-4	.750	0	3	3	0.3	7	0	1	3	0	1	12	1.0						
25	Khaila Prather	14-0	141	10.1	12-23	.522	0-0	.000	5-12	.417	14	19	33	2.4	19	0	4	6	5	5	29	2.1						
32	Beatrice Mompremier	25-24	726	29.0	174-320	.544	1-3	.333	87-147	.592	92	206	298	11.9	54	0	24	70	26	23	436	17.4						
Team																					64	58	122			11		
Total.....		25	5000	682-1467		.465	183-482	.380	361-533	.677	333	751	1084	43.4	407	1	414	394	94	181	1908	76.3						
Opponents.....		25	5000	547-1573		.348	163-599	.272	234-335	.699	319	530	849	34.0	484	-	313	360	69	179	1491	59.6						

TEAM STATISTICS	UM	OPP
SCORING	1908	1491
Points per game	76.3	59.6
Scoring margin	+16.7	-
FIELD GOALS-ATT	682-1467	547-1573
Field goal pct	.465	.348
3 POINT FG-ATT	183-482	163-599
3-point FG pct	.380	.272
3-pt FG made per game	7.3	6.5
FREE THROWS-ATT	361-533	234-335
Free throw pct	.677	.699
F-Throws made per game	14.4	9.4
REBOUNDS	1084	849
Rebounds per game	43.4	34.0
Rebounding margin	+9.4	-
ASSISTS	414	313
Assists per game	16.6	12.5
TURNOVERS	394	360
Turnovers per game	15.8	14.4
Turnover margin	-1.4	-
Assist/turnover ratio	1.1	0.9
STEALS	181	179
Steals per game	7.2	7.2
BLOCKS	94	69
Blocks per game	3.8	2.8
ATTENDANCE	22920	21944
Home games-Avg/Game	17-1348	6-3512
Neutral site-Avg/Game	-	2-434

Date	Opponent	Score	Att.
11/06/18	at FIU	w 94-43	687
& 11/09/18	STEPHEN F. AUSTIN	w 81-60	3079
& 11/11/18	HARTFORD	w 75-62	783
& 11/15/18	#19 MARQUETTE	w 63-55	855
# 11/23/18	NEBRASKA	w 82-68	730
# 11/25/18	TEMPLE	w 73-61	718
12/02/18	COLORADO	w 73-58	896
12/09/18	NEW ORLEANS	w 78-38	766
12/16/18	MARYLAND EASTERN SHORE	w 71-53	1069
@ 12/20/18	vs Vanderbilt	w 90-65	397
@ 12/21/18	vs Alabama	w 101-74	472
% 12/28/18	FLORIDA A&M	w 103-54	979
* 01/03/19	RV/#25 VIRGINIA TECH	w 68-61	961
* 01/06/19	at Wake Forest	w 72-57	704
* 01-17-19	at Duke	w 58-50	3664
* 01/20/19	NORTH CAROLINA	w 76-68	1560
* 01/23/19	at #13/14 Syracuse	w 84-71	1332
* 01/27/19	BOSTON COLLEGE	w 76-73	1108
* 02/03/19	VIRGINIA	w 72-59	1059
* 02/07/19	#4 NOTRE DAME	w 72-65	1864
* 02/10/19	at Pittsburgh	w 65-51	2495
* 02/17/19	at #2 Louisville	w 79-73	12193
* 02/24/19	#22/20 FLORIDA STATE	w 64-54	2339
* 02/28/19	GEORGIA TECH	w 69-56	1151
! 03/22/19	FGCU	w 69-62	3003

\* - Conference game

Score by Periods	1st	2nd	3rd	4th	Totals
Miami	487	441	494	486	1908
Opponents	358	335	407	391	1491



# LOSS STATISTICS

RECORD:	OVERALL	HOME	AWAY	NEUTRAL
ALL GAMES	0-9	0-3	0-5	0-1
CONFERENCE	0-4	0-1	0-3	0-0
NON-CONFERENCE	0-5	0-2	0-2	0-1

##	Player	gp-gs	min	avg	Total			3-Point		F-Throw		Rebounds				pts	avg					
					fg-fga	fg%	3fg-fga	3fg%	ft-fa	ft%	off	def	tot	avg	pf			dg	a	to	blk	stl
01	Laura Cornelius	9-9	285	31.7	33-78	.423	10-34	.294	12-16	.750	7	20	27	3.0	28	0	27	24	0	4	88	9.8
03	Endia Banks	9-5	201	22.3	12-35	.343	0-9	.000	0-2	.000	3	21	24	2.7	9	0	15	17	0	4	24	2.7
05	Mykea Gray	9-9	253	28.1	39-108	.361	20-60	.333	20-24	.833	4	16	20	2.2	24	0	13	21	0	7	118	13.1
12	Sarah Mortensen	9-0	68	7.6	5-18	.278	4-13	.308	0-0	.000	3	3	6	0.7	13	0	1	3	1	2	14	1.6
13	Taylor Mason	9-0	141	15.7	7-26	.269	2-7	.286	9-9	1.000	4	15	19	2.1	10	0	7	4	0	2	25	2.8
15	Jamir Huston	4-0	24	6.0	1-5	.200	0-0	.000	1-4	.250	2	1	3	0.8	7	0	0	1	1	2	3	0.8
20	Kelsey Marshall	9-4	221	24.6	22-70	.314	16-50	.320	2-2	1.000	2	22	24	2.7	23	1	13	10	0	4	62	6.9
21	Emese Hof	9-9	280	31.1	54-96	.563	0-0	.000	26-35	.743	31	42	73	8.1	27	0	18	27	28	5	134	14.9
23	Rebecca Ripley	3-0	7	2.3	1-2	.500	1-2	.500	0-0	.000	1	2	3	1.0	0	0	0	4	0	0	3	1.0
25	Khaila Prather	7-1	70	10.0	2-8	.250	0-0	.000	4-6	.667	5	8	13	1.9	14	0	1	3	1	2	8	1.1
32	Beatrice Mompremier	8-8	250	31.3	49-103	.476	0-0	.000	16-31	.516	36	68	104	13.0	20	0	8	23	8	6	114	14.3
Team													21	19	40					4		
Total.....		9	1800		225-549	.410	53-175	.303	90-129	.698	119	237	356	39.6	175	1	103	141	39	38	593	65.9
Opponents.....		9	1800		226-566	.399	85-208	.409	132-181	.729	124	217	341	37.9	135	-	130	92	35	61	669	74.3

TEAM STATISTICS	UM	OPP
SCORING	593	669
Points per game	65.9	74.3
Scoring margin	-8.4	-
FIELD GOALS-ATT	225-549	226-566
Field goal pct	.410	.399
3 POINT FG-ATT	53-175	85-208
3-point FG pct	.303	.409
3-pt FG made per game	5.9	9.4
FREE THROWS-ATT	90-129	132-181
Free throw pct	.698	.729
F-Throws made per game	10.0	14.7
REBOUNDS	356	341
Rebounds per game	39.6	37.9
Rebounding margin	+1.7	-
ASSISTS	103	130
Assists per game	11.4	14.4
TURNOVERS	141	92
Turnovers per game	15.7	10.2
Turnover margin	-5.4	-
Assist/turnover ratio	0.7	1.4
STEALS	38	61
Steals per game	4.2	6.8
BLOCKS	39	35
Blocks per game	4.3	3.9
ATTENDANCE	5273	35299
Home games-Avg/Game	3-1758	5-5436
Neutral site-Avg/Game	-	1-8121

Date	Opponent	Score	Att.
\$ 11/18/18	at Iowa State	L 52-75	10064
+ 11/29/18	at Purdue	L 63-74	5831
% 12/30/18	CENTRAL MICHIGAN	L 80-90	727
* 01/10/19	CLEMSON	L 67-76	2490
* 01/31/19	at #24/21 Florida State	L 58-62	3570
* 02/21/19	at Virginia Tech	L 65-73	2213
* 03/03/19	at #10 NC State	L 68-70	5500
^ 03/08/19	vs #18/16 Syracuse	L 85-92	8121
! 03/24/19	#22/20 ARIZONA STATE	L 55-57	2056

\* - Conference game

Score by Periods	1st	2nd	3rd	4th	Totals
Miami	156	136	135	166	593
Opponents	166	152	136	215	669

2018-19 SEASON

# HOME STATISTICS

RECORD:	OVERALL	HOME	AWAY	NEUTRAL
ALL GAMES	17-3	17-3	0-0	0-0
CONFERENCE	7-1	7-1	0-0	0-0
NON-CONFERENCE	10-2	10-2	0-0	0-0

#	Player	Total		3-Point		F-Throw		Rebounds		PF		DQ		A		BLK		STL		PTS		AVG	
		gp	qs	min	avg	fg-fga	fg%	3fg-fga	3fg%	ft-fa	ft%	off	def	tot	avg	pf	dq	a	to	blk	stl	pts	avg
01	Laura Cornelius	20-20	630	31.5	65-163	.399	29-85	.341	50-60	833	10	62	72	3.6	41	0	86	45	1	29	209	10.5	
03	Endia Banks	20-7	439	22.0	34-94	.362	11-33	.333	10-17	588	17	59	76	3.8	20	0	42	30	3	13	89	4.5	
05	Mykea Gray	20-20	573	28.7	71-181	.392	31-96	.323	71-87	816	4	35	39	2.0	41	0	50	60	1	26	244	12.2	
12	Sarah Mortensen	20-1	210	10.5	17-49	.347	14-43	.326	2-6	.333	7	22	29	1.5	25	0	7	5	1	6	50	2.5	
13	Taylor Mason	20-0	296	14.8	17-57	.298	4-22	.182	20-28	714	13	24	37	1.9	27	0	22	21	1	6	58	2.9	
15	Jamir Huston	16-0	92	5.8	6-15	.400	0-0	.000	9-18	500	10	15	25	1.6	15	0	3	12	5	9	21	1.3	
20	Kelsey Marshall	20-13	469	23.5	59-140	.421	44-107	.411	6-12	500	5	45	50	2.5	38	1	38	35	4	14	168	8.4	
21	Emese Hof	20-20	581	29.1	107-190	.563	0-0	.000	45-68	662	69	106	175	8.8	50	0	36	48	40	15	259	13.0	
23	Rebecca Ripley	8-0	20	2.5	1-3	.333	1-2	.500	3-4	750	0	4	4	0.5	5	0	0	3	0	1	6	0.8	
25	Khaila Prather	12-1	123	10.3	10-23	.435	0-0	.000	4-10	400	13	17	30	2.5	20	0	3	4	5	5	24	2.0	
32	Beatrice Mompremier	19-18	567	29.8	134-254	.528	1-3	.333	70-121	579	80	152	232	12.2	39	0	17	54	24	19	339	17.8	
Team											48	53	101				7						
Total.....		20	4000		521-1169	.446	135-391	.345	290-431	673	276	594	870	43.5	321	1	304	324	85	143	1467	73.3	
Opponents.....		20	4000		449-1266	.355	145-476	.305	187-271	690	259	440	699	35.0	386	-	246	276	48	158	1230	61.5	

TEAM STATISTICS	UM	OPP
SCORING	1467	1230
Points per game	73.3	61.5
Scoring margin	+11.9	-
FIELD GOALS-ATT	521-1169	449-1266
Field goal pct	.446	.355
3 POINT FG-ATT	135-391	145-476
3-point FG pct	.345	.305
3-pt FG made per game	6.8	7.3
FREE THROWS-ATT	290-431	187-271
Free throw pct	.673	.690
F-Throws made per game	14.5	9.4
REBOUNDS	870	699
Rebounds per game	43.5	35.0
Rebounding margin	+8.6	-
ASSISTS	304	246
Assists per game	15.2	12.3
TURNOVERS	324	276
Turnovers per game	16.2	13.8
Turnover margin	-2.4	-
Assist/turnover ratio	0.9	0.9
STEALS	143	158
Steals per game	7.2	7.9
BLOCKS	85	48
Blocks per game	4.3	2.4
ATTENDANCE	28193	0
Home games-Avg/Game	20-1410	0-0
Neutral site-Avg/Game	-	0-0

Date	Opponent	Score	Att.
& 11/09/18	STEPHEN F. AUSTIN	w 81-60	3079
& 11/11/18	HARTFORD	w 75-62	783
& 11/15/18	#19 MARQUETTE	w 63-55	855
# 11/23/18	NEBRASKA	w 82-68	730
# 11/25/18	TEMPLE	w 73-61	718
12/02/18	COLORADO	w 73-58	896
12/09/18	NEW ORLEANS	w 78-38	766
12/16/18	MARYLAND EASTERN SHORE	w 71-53	1069
% 12/28/18	FLORIDA A&M	w 103-54	979
% 12/30/18	CENTRAL MICHIGAN	L 80-90	727
* 01/03/19	RV/#25 VIRGINIA TECH	w 68-61	961
* 01/10/19	CLEMSON	L 67-76	2490
* 01/20/19	NORTH CAROLINA	w 76-68	1560
* 01/27/19	BOSTON COLLEGE	w 76-73	1108
* 02/03/19	VIRGINIA	w 72-59	1059
* 02/07/19	#4 NOTRE DAME	w 72-65	1864
* 02/24/19	#22/20 FLORIDA STATE	w 64-54	2339
* 02/28/19	GEORGIA TECH	w 69-56	1151
! 03/22/19	FGCU	w 69-62	3003
! 03/24/19	#22/20 ARIZONA STATE	L 55-57	2056

\* - Conference game

Score by Periods	1st	2nd	3rd	4th	Totals
Miami	381	339	383	364	1467
Opponents	291	280	313	346	1230



# AWAY STATISTICS

RECORD:	OVERALL	HOME	AWAY	NEUTRAL
ALL GAMES	6-5	0-0	6-5	0-0
CONFERENCE	5-3	0-0	5-3	0-0
NON-CONFERENCE	1-2	0-0	1-2	0-0

#	Player	Total										3-Point		F-Throw		Rebounds		PF		A		STL		PTS		AVG
		gp	qs	min	avg	fg-fga	fg%	3fg-fga	3fg%	ft-fa	ft%	off	def	tot	avg	pf	dq	a	to	blk	stl	cis	avg			
01	Laura Cornelius	11-11		336	30.5	30-73	.411	11-35	.314	25-28	.893	4	28	32	2.9	23	0	40	34	2	9	96	8.7			
03	Endia Banks	11-6		232	21.1	13-42	.310	2-10	.200	4-6	.667	9	29	38	3.5	18	0	23	12	0	4	32	2.9			
05	Mykea Gray	11-11		300	27.3	46-121	.380	23-64	.359	18-29	.621	2	18	20	1.8	26	0	19	27	0	12	133	12.1			
12	Sarah Mortensen	11-0		102	9.3	16-35	.457	14-26	.538	1-2	.500	4	5	9	0.8	15	0	4	4	2	4	47	4.3			
13	Taylor Mason	11-0		189	17.2	10-33	.303	3-11	.273	14-16	.875	6	17	23	2.1	14	0	14	10	0	4	37	3.4			
15	Jamir Huston	6-0		52	8.7	2-13	.154	0-0	.000	3-7	.429	9	9	18	3.0	12	0	2	1	2	2	7	1.2			
20	Kelsey Marshall	11-5		254	23.1	26-83	.313	17-54	.315	5-6	.833	2	20	22	2.0	20	0	12	11	0	10	74	6.7			
21	Emese Hof	11-11		311	28.3	64-109	.587	0-0	.000	34-47	.723	30	53	83	7.5	32	0	23	22	25	10	162	14.7			
23	Rebecca Ripley	5-0		18	3.6	2-9	.222	2-7	.286	0-0	.000	1	1	2	0.4	2	0	1	4	0	0	6	1.2			
25	Khaila Prather	8-0		86	10.8	4-8	.500	0-0	.000	5-8	.625	6	9	15	1.9	12	0	2	5	1	2	13	1.6			
32	Beatrice Mompremier	11-11		320	29.1	63-128	.492	0-0	.000	25-44	.568	39	96	135	12.3	29	0	8	34	10	8	151	13.7			
Team												30	21	51				8								
Total.....		11	2200			276-654	.422	72-207	.348	134-193	.694	142	306	448	40.7	203	0	148	172	42	65	758	68.9			
Opponents.....		11	2200			238-676	.352	76-253	.300	147-197	.746	152	256	408	37.1	188	-	151	148	49	66	699	63.5			

TEAM STATISTICS	UM	OPP.
SCORING	758	699
Points per game	68.9	63.5
Scoring margin	+5.4	-
FIELD GOALS-ATT	276-654	238-676
Field goal pct	.422	.352
3 POINT FG-ATT	72-207	76-253
3-point FG pct	.348	.300
3-pt FG made per game	6.5	6.9
FREE THROWS-ATT	134-193	147-197
Free throw pct	.694	.746
F-Throws made per game	12.2	13.4
REBOUNDS	448	408
Rebounds per game	40.7	37.1
Rebounding margin	+3.6	-
ASSISTS	148	151
Assists per game	13.5	13.7
TURNOVERS	172	148
Turnovers per game	15.6	13.5
Turnover margin	-2.2	-
Assist/turnover ratio	0.9	1.0
STEALS	65	66
Steals per game	5.9	6.0
BLOCKS	42	49
Blocks per game	3.8	4.5
ATTENDANCE	0	48253
Home games-Avg/Game	0-0	11-4387
Neutral site-Avg/Game	-	0-0

Date	Opponent	Score	Att.
11/06/18	at FIU	w 94-43	687
\$ 11/18/18	at Iowa State	L 52-75	10064
+ 11/29/18	at Purdue	L 63-74	5831
* 01/06/19	at Wake Forest	w 72-57	704
* 01-17-19	at Duke	w 58-50	3664
* 01/23/19	at #13/14 Syracuse	w 84-71	1332
* 01/31/19	at #24/21 Florida State	L 58-62	3570
* 02/10/19	at Pittsburgh	w 65-51	2495
* 02/17/19	at #2 Louisville	w 79-73	12193
* 02/21/19	at Virginia Tech	L 65-73	2213
* 03/03/19	at #10 NC State	L 68-70	5500

\* - Conference game

Score by Periods	1st	2nd	3rd	4th	Totals
Miami	190	167	178	223	758
Opponents	191	135	172	201	699

# NEUTRAL SITE STATISTICS

RECORD:	OVERALL	HOME	AWAY	NEUTRAL
ALL GAMES	2-1	0-0	0-0	2-1
CONFERENCE	0-0	0-0	0-0	0-0
NON-CONFERENCE	2-1	0-0	0-0	2-1

##	Player	gp-gs	min	Total			3-Point			F-Throw			Rebounds			pts	avg					
				fg-fga	fg%	3fg-fga	3fg%	ft-fa	ft%	off	def	tot	avq	pf	dq			a	to	blk	stl	
01	Laura Cornelius	3-3	89	29.7	14-21	.667	12-17	.706	0-0	.000	2	11	13	4.3	7	0	15	5	0	0	40	13.3
03	Endia Banks	3-1	59	19.7	3-7	.429	1-3	.333	0-0	.000	0	6	6	2.0	5	0	9	6	0	1	7	2.3
05	Mykea Gray	3-3	80	26.7	18-35	.514	7-16	.438	9-10	.900	1	10	11	3.7	4	0	7	10	0	3	52	17.3
12	Sarah Mortensen	3-0	32	10.7	1-4	.250	1-3	.333	0-0	.000	0	5	5	1.7	11	1	4	2	0	1	3	1.0
13	Taylor Mason	3-0	59	19.7	4-10	.400	1-3	.333	0-1	.000	3	4	7	2.3	4	0	5	1	0	1	9	3.0
15	Jamir Huston	2-0	32	16.0	7-9	.778	0-0	.000	0-0	.000	1	1	2	1.0	3	0	4	2	0	2	14	7.0
20	Kelsey Marshall	3-2	65	21.7	10-25	.400	6-16	.375	0-0	.000	1	6	7	2.3	8	0	9	3	1	1	26	8.7
21	Emese Hof	3-3	82	27.3	26-39	.667	0-0	.000	10-14	.714	10	15	25	8.3	9	0	5	5	5	0	62	20.7
23	Rebecca Ripley	2-0	11	5.5	1-2	.500	1-1	1.000	0-0	.000	0	0	0	0.0	0	0	0	0	0	0	3	1.5
25	Khaila Prather	1-0	2	2.0	0-0	.000	0-0	.000	0-0	.000	0	1	1	1.0	1	0	0	0	0	0	0	0.0
32	Beatrice Mompremier	3-3	89	29.7	26-41	.634	0-0	.000	8-13	.615	9	26	35	11.7	6	0	7	5	0	2	60	20.0
Team											7	3	10									
Total.....		3	600		110-193	.570	29-59	.492	27-38	.711	34	88	122	40.7	58	1	65	39	6	11	276	92.0
Opponents.....		3	600		86-197	.437	27-78	.346	32-48	.667	32	51	83	27.7	45	-	46	28	7	16	231	77.0

TEAM STATISTICS	UM	OPP
SCORING	276	231
Points per game	92.0	77.0
Scoring margin	+15.0	-
FIELD GOALS-ATT	110-193	86-197
Field goal pct	.570	.437
3 POINT FG-ATT	29-59	27-78
3-point FG pct	.492	.346
3-pt FG made per game	9.7	9.0
FREE THROWS-ATT	27-38	32-48
Free throw pct	.711	.667
F-Throws made per game	9.0	10.7
REBOUNDS	122	83
Rebounds per game	40.7	27.7
Rebounding margin	+13.0	-
ASSISTS	65	46
Assists per game	21.7	15.3
TURNOVERS	39	28
Turnovers per game	13.0	9.3
Turnover margin	-3.7	-
Assist/turnover ratio	1.7	1.6
STEALS	11	16
Steals per game	3.7	5.3
BLOCKS	6	7
Blocks per game	2.0	2.3
ATTENDANCE	0	8990
Home games-Avg/Game	0-0	0-0
Neutral site-Avg/Game	-	3-2997

Date	Opponent	Score	Att.
@ 12/20/18	vs Vanderbilt	w 90-65	397
@ 12/21/18	vs Alabama	w 101-74	472
^ 03/08/19	vs #18/16 Syracuse	L 85-92	8121

\* - Conference game

Score by Periods	1st	2nd	3rd	4th	Totals
Miami	72	71	68	65	276
Opponents	42	72	58	59	231



# TEAM GAME-BY-GAME COMPARISON

Opponent	1st	2nd	Score	Mar.	Total FG	FG Pct.	3-Pointers	3FG Pct.	Free Throws	FT Pct.	Rebounds	Assist	T-Over	Block	Steal	Fouls	
FIU	38/18	56/25	94-43	+51	36-73/11-53	.493/.208	16-32/7-22	50.0/31.8	6-11/14-18	.545/.778	50/34	+16	23/9	8/15	22	7/5	17/15
STEPHEN F. AUSTIN	43/30	38/30	81-60	+21	30-53/20-55	.566/364	12-22/12-26	545/462	9-17/9-9	.529/889	35/28	+7	22/17	17/20	60	11/9	20/20
HARTFORD	29/26	46/36	75-62	+13	30-56/23-59	3.33/4.00	5-15/10-25	3.33/4.00	10-18/6-10	.656/6.00	43/24	+9	22/10	18/15	23	7/11	17/18
#19 MARQUETTE	30/22	33/33	63-55	+8	23-64/20-70	3.59/2.86	5-18/6-30	2.78/2.00	12-19/9-18	.632/5.00	56/41	+15	15/13	19/9	22	3/13	11/18
Iowa State	27/37	25/38	52-75	(23)	20-64/28-65	3.13/4.31	2-20/7-25	1.00/2.80	10-16/12-19	.625/6.32	43/42	+1	8/12	20/14	7/5	5/8	22/16
NEBRASKA	44/25	38/43	82-68	+14	31-71/25-59	4.37/4.24	9-31/9-25	2.90/3.60	11-15/9-13	.733/892	44/35	+9	13/16	13/19	32	14/6	16/15
TEMPLE	36/27	37/34	73-61	+12	26-55/24-68	4.73/3.53	9-19/8-31	4.74/2.58	12-19/5-8	.632/6.25	38/41	(3)	19/11	14/15	31	6/8	14/20
Purdue	35/40	28/34	63-74	(11)	25-57/23-52	4.39/4.42	4-14/12-18	2.86/6.67	9-11/16-20	.818/8.00	32/30	+2	11/16	12/10	4/6	5/4	21/16
COLORADO	31/29	42/29	73-58	+15	26-49/23-66	5.31/3.48	8-16/5-28	5.00/1.79	13-20/7-10	.650/7.00	38/33	-5	13/17	23/19	4/5	9/10	14/22
NEW ORLEANS	37/20	41/18	78-38	+40	27-62/13-58	4.35/2.24	10-27/5-21	3.70/2.38	14-17/7-13	.824/5.38	53/31	+22	20/7	14/14	22	6/6	14/20
MARYLAND EASTERN SHORE	37/23	34/30	71-53	+18	28-64/21-72	4.38/2.92	6-26/6-27	3.21/2.96	9-19/3-8	.474/3.75	47/48	(1)	19/13	17/16	90	9/7	14/24
Vanderbilt	51/30	39/35	90-85	+25	39-63/28-61	6.19/4.59	7-17/4-16	4.12/2.50	5-10/5-8	.500/6.25	39/23	+16	24/16	11/11	0/1	8/5	15/12
Alabama	55/34	46/40	101-74	+27	39-67/27-67	5.82/4.03	16-22/9-31	7.27/2.90	7-8/11-18	.875/6.11	47/24	+23	26/14	13/9	32	3/5	22/12
FLORIDA A&M	51/31	52/23	103-54	+49	36-67/20-59	5.37/3.39	9-24/4-14	3.75/2.86	22-32/10-17	.688/5.88	47/34	+13	21/8	14/20	100	16/4	20/22
CENTRAL MICHIGAN	42/50	38/40	80-90	(10)	30-64/30-63	4.69/4.76	9-21/16-30	4.29/5.33	11-22/14-20	.500/7.00	39/37	-2	15/14	12/8	50	6/7	17/15
RW#25 VIRGINIA TECH	34/34	34/27	68-61	+7	25-63/24-62	3.97/3.87	4-14/7-28	2.86/2.50	14-23/6-6	.609/10.00	45/33	+12	14/9	11/12	7/4	5/5	13/21
Wake Forest	27/31	45/26	72-57	+15	25-62/18-58	4.03/3.10	3-14/3-20	2.14/1.50	19-27/18-24	.704/7.50	41/42	(1)	11/13	19/27	3/5	1/8	22/21
CLENSON	28/34	39/42	67-76	(9)	20-55/25-68	3.64/3.68	6-17/5-13	3.53/3.85	21-23/21-33	9.13/6.36	42/44	(2)	11/12	24/13	5/3	8/12	24/18
Duke	29/25	29/25	58-50	+8	21-48/19-56	4.38/3.39	3-14/6-14	2.14/4.29	13-24/6-13	.542/4.62	40/32	+8	12/13	23/17	4/4	9/12	15/19
NORTH CAROLINA	42/22	34/46	76-68	+8	25-62/25-73	4.03/3.42	8-26/8-31	3.08/2.90	18-22/9-10	.818/9.00	49/37	+12	15/13	18/12	1/1	3/11	15/22
#13/14 Syracuse	45/37	39/34	84-71	+13	25-51/28-77	4.90/3.64	9-15/5-32	6.00/1.56	25-29/10-12	.862/8.33	38/40	+15	9/16	20/15	3/3	7/7	20/25
BOSTON COLLEGE	42/44	34/29	76-73	+3	19-51/27-60	3.73/3.50	4-18/3-18	2.22/1.67	34-49/16-18	.694/8.89	42/27	+5	10/14	23/14	3/5	5/6	15/13
#24/21 Florida State	22/20	36/42	58-62	(4)	22-60/23-64	3.67/3.59	9-25/4-16	3.60/2.50	5-6/12-13	.833/9.23	42/38	+4	10/14	23/14	3/5	5/6	15/13
VIRGINIA	32/20	40/39	72-59	+13	27-50/22-64	5.40/3.44	5-14/5-17	3.57/2.94	13-20/10-14	.650/7.14	37/33	-4	17/15	17/11	2/2	5/4	17/14
#4 NOTRE DAME	36/34	36/31	72-65	+7	25-64/22-59	3.91/3.73	3-16/3-14	1.88/2.14	19-29/18-24	.655/7.50	46/37	+9	12/11	11/12	5/7	3/6	18/22
Pittsburgh	32/20	33/31	65-51	+14	22-60/16-60	3.67/2.67	6-24/2-19	2.50/1.05	15-21/17-27	.714/6.30	49/38	+11	16/10	14/10	5/6	3/6	20/23
#2 Louisville	29/37	50/36	79-73	+6	27-49/28-68	5.51/4.12	6-8/11-34	7.50/3.24	19-25/6-7	.760/8.57	34/30	+4	13/18	13/8	2/3	7/2	10/16
Virginia Tech	35/31	30/42	65-73	(8)	24-60/19-60	4.00/3.17	8-20/14-31	4.00/4.52	9-15/21-24	.600/8.75	36/42	(6)	13/14	11/11	4/4	2/5	22/15
#22/20 FLORIDA STATE	30/26	34/28	64-54	+10	21-52/19-57	4.04/3.33	6-18/6-19	3.33/3.16	16-21/10-12	.762/8.33	38/33	-5	10/10	14/14	4/4	10/6	17/22
GEORGIA TECH	30/22	39/34	69-56	+13	27-61/23-66	4.43/3.48	8-17/4-17	4.71/2.35	7-14/6-8	.500/7.50	44/38	+6	13/15	18/17	7/5	6/7	10/14
#10 NC State	38/30	30/40	68-70	(2)	29-70/25-63	4.14/3.97	6-21/5-22	2.86/2.27	4-8/15-22	.500/7.50	43/40	-3	13/16	9/7	5/6	4/3	19/9
#8/16 Syracuse	37/50	48/42	85-92	(7)	32-63/31-69	5.08/4.49	6-20/14-31	3.00/4.52	15-20/14-22	.750/7.27	36/36	+8	17/16	15/8	3/4	0/6	21/21
FCU	38/26	31/36	69-62	+7	22-50/21-66	4.00/3.00	6-15/12-40	4.00/3.00	19-24/8-10	.792/8.00	44/33	+11	15/13	18/9	5/5	6/6	15/17
#22/20 ARIZONA STATE	28/26	27/31	55-57	(2)	23-56/22-62	4.11/3.55	3-17/8-22	1.76/3.64	6-8/6-10	.750/5.00	43/32	+11	7/16	15/7	3/2	3/10	14/12

Note: Game totals are displayed in the format TEAM/OPPONENT for each category

# TEAM GAME-BY-GAME

Opponent	Date	Score	W	Total		3-Pointers		Free throws		Rebounds				pts	avg					
				fg-fga	pct	3fg-fga	pct	ft-fla	pct	off	def	tot	avg			pf	a	t/o	blk	stl
at FIU	11/06/18	94-43	W	36-73	.493	16-32	.500	6-11	.545	13	37	50	50.0	17	23	8	2	7	94	94.0
STEPHEN F. AUSTIN	11/09/18	81-60	W	30-53	.566	12-22	.545	9-17	.529	10	25	35	42.5	20	22	17	6	11	81	87.5
HARTFORD	11/11/18	75-62	W	30-56	.536	5-15	.333	10-18	.556	14	29	43	42.7	11	22	18	2	7	75	83.3
#19 MARQUETTE	11/15/18	63-55	W	23-64	.359	5-18	.278	12-19	.632	20	36	56	46.0	17	15	19	2	3	63	78.2
at Iowa State	11/18/18	52-75	L	20-64	.313	2-20	.100	10-16	.625	14	29	43	45.4	22	8	20	7	5	52	73.0
NEBRASKA	11/23/18	82-68	W	31-71	.437	9-31	.290	11-15	.733	17	27	44	45.2	16	13	13	3	14	82	74.5
TEMPLE	11/25/18	73-61	W	26-55	.473	9-19	.474	12-19	.632	12	26	38	44.1	14	19	14	3	6	73	74.3
at Purdue	11/29/18	63-74	L	25-57	.439	4-14	.286	9-11	.818	13	19	32	42.6	21	11	12	4	5	63	72.9
COLORADO	12/02/18	73-58	W	26-49	.531	8-16	.500	13-20	.650	7	31	38	42.1	14	13	23	4	9	73	72.9
NEW ORLEANS	12/09/18	78-38	W	27-62	.435	10-27	.370	14-17	.824	16	37	53	43.2	14	20	14	2	6	78	73.4
MARYLAND EASTERN SH	12/16/18	71-53	W	28-64	.438	6-26	.231	9-19	.474	16	31	47	43.5	14	19	17	9	9	71	73.2
vs Vanderbilt	12/20/18	90-65	W	39-63	.619	7-17	.412	5-10	.500	12	27	39	43.2	15	24	11	0	8	90	74.6
vs Alabama	12/21/18	101-74	W	39-67	.582	16-22	.727	7-8	.875	12	35	47	43.5	22	26	13	3	3	101	76.6
FLORIDA A&M	12/28/18	103-54	W	36-67	.537	9-24	.375	22-32	.688	18	29	47	43.7	20	21	14	10	16	103	78.5
CENTRAL MICHIGAN	12/30/18	80-90	L	30-64	.469	9-21	.429	11-22	.500	16	23	39	43.4	17	15	12	5	6	80	78.6
RV/#25 VIRGINIA TECH	01/03/19	68-61	W	25-63	.397	4-14	.286	14-23	.609	15	30	45	43.5	13	14	11	7	5	68	77.9
at Wake Forest	01/06/19	72-57	W	25-62	.403	3-14	.214	19-27	.704	18	23	41	43.4	22	11	19	3	11	72	77.6
CLEMSON	01/10/19	67-76	L	20-55	.364	6-17	.353	21-23	.913	12	30	42	43.3	24	11	24	5	8	67	77.0
at Duke	01-17-19	58-50	W	21-48	.438	3-14	.214	13-24	.542	14	26	40	43.1	15	12	23	4	9	58	76.0
NORTH CAROLINA	01/20/19	76-68	W	25-62	.403	8-26	.308	18-22	.818	16	33	49	43.4	15	15	18	1	3	76	76.0
at #13/14 Syracuse	01/23/19	84-71	W	25-51	.490	9-15	.600	25-29	.862	7	31	38	43.1	20	18	20	3	7	84	76.4
BOSTON COLLEGE	01/27/19	76-73	W	19-51	.373	4-18	.222	34-49	.694	13	29	42	43.1	21	9	17	0	7	76	76.4
at #24/21 Florida State	01/31/19	58-62	L	22-60	.367	9-25	.360	5-6	.833	14	28	42	43.0	15	10	23	3	5	58	75.6
VIRGINIA	02/03/19	72-59	W	27-50	.540	5-14	.357	13-20	.650	8	29	37	42.8	17	17	17	2	5	72	75.4
#4 NOTRE DAME	02/07/19	72-65	W	25-64	.391	3-16	.188	19-29	.655	21	25	46	42.9	18	12	11	5	3	72	75.3
at Pittsburgh	02/10/19	65-51	W	22-60	.367	6-24	.250	15-21	.714	16	33	49	43.2	20	16	14	5	3	65	74.9
at #2 Louisville	02/17/19	79-73	W	27-49	.551	6-8	.750	19-25	.760	5	29	34	42.8	10	13	13	2	7	79	75.0
at Virginia Tech	02/21/19	65-73	L	24-60	.400	8-20	.400	9-15	.600	12	24	36	42.6	22	13	11	4	2	65	74.7
#22/20 FLORIDA STATE	02/24/19	64-54	W	21-52	.404	6-18	.333	16-21	.762	11	27	38	42.4	17	10	14	4	10	64	74.3
GEORGIA TECH	02/28/19	69-56	W	27-61	.443	8-17	.471	7-14	.500	15	29	44	42.5	10	13	18	7	6	69	74.1
at #10 NC State	03/03/19	68-70	L	29-70	.414	6-21	.286	4-8	.500	16	27	43	42.5	19	13	9	5	4	68	73.9
vs #18/16 Syracuse	03/08/19	85-92	L	32-63	.508	6-20	.300	15-20	.750	10	26	36	42.3	21	15	15	3	0	85	74.3
FGCU	03/22/19	69-62	W	22-50	.440	6-15	.400	19-24	.792	7	37	44	42.3	15	17	18	5	6	69	74.1
#22/20 ARIZONA STATE	03/24/19	55-57	L	23-56	.411	3-17	.176	6-8	.750	12	31	43	42.4	14	7	15	3	3	55	73.6
Miami	2501	907-2016	450	236-657	.359	451-662	.681	452	988	1440	42.4	582	517	535	133	219	2501	73.6		
Opponents	2160	773-2139	361	248-807	.307	366-516	.709	443	747	1190	35.0	619	443	452	104	240	2160	63.5		

Games played: 34  
 Points/game: 73.6  
 FG Pct: 45.0  
 3FG Pct: 35.9  
 FT Pct: 68.1

Rebounds/game: 42.4  
 Assists/game: 15.2  
 Turnovers/game: 15.7  
 Assist/turnover ratio: 1.0  
 Steals/game: 6.4  
 Blocks/game: 3.9

2018-19 SEASON



# OPPONENT GAME-BY-GAME

Opponent	Date	Score	W	Total		3-Pointers		Free throws			Rebounds				pf	a	t/o	blk	stl	pts	avg
				fg-fga	pct	3fg-fga	pct	ft-fga	pct	off	def	tot	avg								
at FIU	11/06/18	94-43	W	11-53	.208	7-22	.318	14-18	.778	7	27	34	34.0	15	9	15	2	5	43	43.0	
STEPHEN F. AUSTIN	11/09/18	81-60	W	20-55	.364	12-26	.462	8-9	.889	11	17	28	31.0	20	17	20	0	9	60	51.5	
HARTFORD	11/11/18	75-62	W	23-59	.390	10-25	.400	6-10	.600	9	15	24	28.7	18	10	15	3	11	62	55.0	
#19 MARQUETTE	11/15/18	63-55	W	20-70	.286	6-30	.200	9-18	.500	16	25	41	31.8	18	13	9	2	13	55	55.0	
at Iowa State	11/18/18	52-75	L	28-65	.431	7-25	.280	12-19	.632	11	31	42	33.8	16	12	14	5	8	75	59.0	
NEBRASKA	11/23/18	82-68	W	25-59	.424	9-25	.360	9-13	.692	9	26	35	34.0	15	16	19	2	6	68	60.5	
TEMPLE	11/25/18	73-61	W	24-68	.353	8-31	.258	5-8	.625	20	21	41	35.0	20	11	15	1	8	61	60.6	
at Purdue	11/29/18	63-74	L	23-52	.442	12-18	.667	16-20	.800	10	20	30	34.4	16	16	10	6	4	74	62.2	
COLORADO	12/02/18	73-58	W	23-66	.348	5-28	.179	7-10	.700	14	19	33	34.2	22	17	19	5	10	58	61.8	
NEW ORLEANS	12/09/18	78-38	W	13-58	.224	5-21	.238	7-13	.538	11	20	31	33.9	20	7	14	2	6	38	59.4	
MARYLAND EASTERN SH	12/16/18	71-53	W	21-72	.292	8-27	.296	3-8	.375	22	26	48	35.2	24	13	16	0	7	53	58.8	
vs Vanderbilt	12/20/18	90-65	W	28-61	.459	4-16	.250	5-8	.625	8	15	23	34.2	12	16	11	1	5	65	59.3	
vs Alabama	12/21/18	101-74	W	27-67	.403	9-31	.290	11-18	.611	9	15	24	33.4	12	14	9	2	5	74	60.5	
FLORIDA A&M	12/28/18	103-54	W	20-59	.339	4-14	.286	10-17	.588	14	20	34	33.4	22	8	20	0	4	54	60.0	
CENTRAL MICHIGAN	12/30/18	80-90	L	30-63	.476	16-30	.533	14-20	.700	12	25	37	33.7	15	14	8	0	7	90	62.0	
RV/#25 VIRGINIA TECH	01/03/19	68-61	W	24-62	.387	7-28	.250	6-6	1.000	8	25	33	33.6	21	9	12	4	5	61	61.9	
at Wake Forest	01/06/19	72-57	W	18-58	.310	3-20	.150	18-24	.750	20	22	42	34.1	21	13	27	5	8	57	61.6	
CLEMSON	01/10/19	67-76	L	25-68	.368	5-13	.385	21-33	.636	20	24	44	34.7	18	12	13	3	12	76	62.4	
at Duke	01-17-19	58-50	W	19-56	.339	6-14	.429	6-13	.462	15	17	32	34.5	19	13	17	4	12	50	61.8	
NORTH CAROLINA	01/20/19	76-68	W	25-73	.342	9-31	.290	9-10	.900	14	23	37	34.7	22	13	12	1	11	68	62.1	
at #13/14 Syracuse	01/23/19	84-71	W	28-77	.364	5-32	.156	10-12	.833	19	21	40	34.9	25	16	15	3	7	71	62.5	
BOSTON COLLEGE	01/27/19	76-73	W	27-60	.450	3-18	.167	16-18	.889	4	23	27	34.5	30	16	14	0	10	73	63.0	
at #24/21 Florida State	01/31/19	58-62	L	23-64	.359	4-16	.250	12-13	.923	14	24	38	34.7	13	14	14	5	6	62	63.0	
VIRGINIA	02/03/19	72-59	W	22-64	.344	5-17	.294	10-14	.714	15	18	33	34.6	14	15	11	2	4	59	62.8	
#4 NOTRE DAME	02/07/19	72-65	W	22-59	.373	3-14	.214	18-24	.750	14	23	37	34.7	22	11	12	7	6	65	62.9	
at Pittsburgh	02/10/19	65-51	W	16-60	.267	2-19	.105	17-27	.630	14	24	38	34.8	23	10	10	6	6	51	62.4	
at #2 Louisville	02/17/19	79-73	W	28-68	.412	11-34	.324	6-7	.857	11	19	30	34.7	16	18	8	3	2	73	62.8	
at Virginia Tech	02/21/19	65-73	L	19-60	.317	14-31	.452	21-24	.875	18	24	42	34.9	15	14	11	4	5	73	63.2	
#22/20 FLORIDA STATE	02/24/19	64-54	W	19-57	.333	6-19	.316	10-12	.833	11	22	33	34.9	22	10	14	4	6	54	62.9	
GEORGIA TECH	02/28/19	69-56	W	23-66	.348	4-17	.235	6-8	.750	15	23	38	35.0	14	5	17	5	7	56	62.6	
at #10 NC State	03/03/19	68-70	L	25-63	.397	5-22	.227	15-20	.750	13	27	40	35.1	9	16	7	6	3	70	62.9	
vs #18/16 Syracuse	03/08/19	85-92	L	31-69	.449	14-31	.452	16-22	.727	15	21	36	35.2	21	16	8	4	6	92	63.8	
FGCU	03/22/19	69-62	W	21-66	.318	12-40	.300	8-10	.800	9	24	33	35.1	17	13	9	5	6	62	63.7	
#22/20 ARIZONA STATE	03/24/19	55-57	L	22-62	.355	8-22	.364	5-10	.500	11	21	32	35.0	12	16	7	2	10	57	63.5	
Opponents		2160		773-2139	.361	248-807	.307	366-516	.709	443	747	1190	35.0	619	443	452	104	240	2160	63.5	
Miami		2501		907-2016	.450	236-657	.359	451-662	.681	452	988	1440	42.4	582	517	535	133	219	2501	73.6	

Games played: 34  
Points/game: 63.5  
FG Pct: 36.1

Rebounds/game: 35.0  
Assists/game: 13.0  
Turnovers/game: 13.3

2018-19 SEASON



## TEAM GAME HIGHS

POINTS	103	FLORIDA A&M (12/28/18)
	101	vs Alabama (12/21/18)
	94	at FIU (11/06/18)
	90	vs Vanderbilt (12/20/18)
	85	vs #18/16 Syracuse (03/08/19)
FIELD GOALS MADE	39	vs Alabama (12/21/18)
	39	vs Vanderbilt (12/20/18)
FIELD GOAL ATTEMPTS	73	at FIU (11/06/18)
	71	NEBRASKA (11/23/18)
FIELD GOAL PERCENTAGE	.619 (39-63)	vs Vanderbilt (12/20/18)
	.582 (39-67)	vs Alabama (12/21/18)
3 PT FIELD GOALS MADE	16	vs Alabama (12/21/18)
	16	at FIU (11/06/18)
3 PT FG ATTEMPTS	32	at FIU (11/06/18)
	31	NEBRASKA (11/23/18)
3 PT FG PERCENTAGE	.750 (6-8)	at #2 Louisville (02/17/19)
	.727 (16-22)	vs Alabama (12/21/18)
FREE THROWS MADE	34	BOSTON COLLEGE (01/27/19)
	25	at #13/14 Syracuse (01/23/19)
FREE THROW ATTEMPTS	49	BOSTON COLLEGE (01/27/19)
	32	FLORIDA A&M (12/28/18)
FREE THROW PERCENTAGE	.913 (21-23)	CLEMSON (01/10/19)
	.875 (7-8)	vs Alabama (12/21/18)
REBOUNDS	56	#19 MARQUETTE (11/15/18)
	53	NEW ORLEANS (12/09/18)
ASSISTS	26	vs Alabama (12/21/18)
	24	vs Vanderbilt (12/20/18)
STEALS	16	FLORIDA A&M (12/28/18)
	14	NEBRASKA (11/23/18)
BLOCKED SHOTS	10	FLORIDA A&M (12/28/18)
	9	MARYLAND EASTERN SHORE (12/16/18)
TURNOVERS	24	CLEMSON (01/10/19)
	23	at #24/21 Florida State (01/31/19)
	23	at Duke (01-17-19)
	23	COLORADO (12/02/18)
FOULS	24	CLEMSON (01/10/19)
	22	at Virginia Tech (02/21/19)
	22	at Wake Forest (01/06/19)
	22	vs Alabama (12/21/18)
	22	at Iowa State (11/18/18)

2018-19 SEASON



## TEAM GAME LOWS

POINTS	52	at Iowa State (11/18/18)
	55	#22/20 ARIZONA STATE (03/24/19)
	58	at Duke (01-17-19)
	58	at #24/21 Florida State (01/31/19)
	63	#19 MARQUETTE (11/15/18)
FIELD GOALS MADE	63	at Purdue (11/29/18)
	19	BOSTON COLLEGE (01/27/19)
	20	at Iowa State (11/18/18)
FIELD GOAL ATTEMPTS	20	CLEMSON (01/10/19)
	48	at Duke (01-17-19)
	49	COLORADO (12/02/18)
FIELD GOAL PERCENTAGE	49	at #2 Louisville (02/17/19)
	.313 (20-64)	at Iowa State (11/18/18)
3 PT FIELD GOALS MADE	.359 (23-64)	#19 MARQUETTE (11/15/18)
	2	at Iowa State (11/18/18)
	3	at Wake Forest (01/06/19)
3 PT FG ATTEMPTS	3	at Duke (01-17-19)
	3	#4 NOTRE DAME (02/07/19)
	3	#22/20 ARIZONA STATE (03/24/19)
	8	at #2 Louisville (02/17/19)
	14	at Purdue (11/29/18)
	14	RV/#25 VIRGINIA TECH (01/03/19)
3 PT FG PERCENTAGE	14	at Wake Forest (01/06/19)
	14	at Duke (01-17-19)
	14	VIRGINIA (02/03/19)
FREE THROWS MADE	.100 (2-20)	at Iowa State (11/18/18)
	.176 (3-17)	#22/20 ARIZONA STATE (03/24/19)
FREE THROW ATTEMPTS	4	at #10 NC State (03/03/19)
	5	vs Vanderbilt (12/20/18)
	5	at #24/21 Florida State (01/31/19)
FREE THROW PERCENTAGE	6	at #24/21 Florida State (01/31/19)
	8	vs Alabama (12/21/18)
	8	at #10 NC State (03/03/19)
	8	#22/20 ARIZONA STATE (03/24/19)
	.474 (9-19)	MARYLAND EASTERN SHORE (12/16/18)
REBOUNDS	.500 (4-8)	at #10 NC State (03/03/19)
	.500 (5-10)	vs Vanderbilt (12/20/18)
	.500 (7-14)	GEORGIA TECH (02/28/19)
	.500 (11-22)	CENTRAL MICHIGAN (12/30/18)
	32	at Purdue (11/29/18)
ASSISTS	34	at #2 Louisville (02/17/19)
	7	#22/20 ARIZONA STATE (03/24/19)
STEALS	8	at Iowa State (11/18/18)
	0	vs #18/16 Syracuse (03/08/19)
BLOCKED SHOTS	2	at Virginia Tech (02/21/19)
	0	vs Vanderbilt (12/20/18)
TURNOVERS	0	BOSTON COLLEGE (01/27/19)
	8	at FIU (11/06/18)
FOULS	9	at #10 NC State (03/03/19)
	10	at #2 Louisville (02/17/19)
	10	GEORGIA TECH (02/28/19)

## OPPONENT GAME HIGHS

POINTS	92	vs #18/16 Syracuse (03/08/19)
	90	CENTRAL MICHIGAN (12/30/18)
	76	CLEMSON (01/10/19)
	75	at Iowa State (11/18/18)
	74	vs Alabama (12/21/18)
FIELD GOALS MADE	74	at Purdue (11/29/18)
	31	vs #18/16 Syracuse (03/08/19)
FIELD GOAL ATTEMPTS	30	CENTRAL MICHIGAN (12/30/18)
	77	at #13/14 Syracuse (01/23/19)
FIELD GOAL PERCENTAGE	73	NORTH CAROLINA (01/20/19)
	.476 (30-63)	CENTRAL MICHIGAN (12/30/18)
3 PT FIELD GOALS MADE	.459 (28-61)	vs Vanderbilt (12/20/18)
	16	CENTRAL MICHIGAN (12/30/18)
3 PT FG ATTEMPTS	14	vs #18/16 Syracuse (03/08/19)
	14	at Virginia Tech (02/21/19)
3 PT FG PERCENTAGE	40	FGCU (03/22/19)
	34	at #2 Louisville (02/17/19)
FREE THROWS MADE	.667 (12-18)	at Purdue (11/29/18)
	.533 (16-30)	CENTRAL MICHIGAN (12/30/18)
FREE THROW ATTEMPTS	21	at Virginia Tech (02/21/19)
	21	CLEMSON (01/10/19)
FREE THROW PERCENTAGE	33	CLEMSON (01/10/19)
	27	at Pittsburgh (02/10/19)
REBOUNDS	1.000 (6-6)	RV/#25 VIRGINIA TECH (01/03/19)
	.923 (12-13)	at #24/21 Florida State (01/31/19)
ASSISTS	48	MARYLAND EASTERN SHORE (12/16/18)
	44	CLEMSON (01/10/19)
STEALS	18	at #2 Louisville (02/17/19)
	17	COLORADO (12/02/18)
BLOCKED SHOTS	17	STEPHEN F. AUSTIN (11/09/18)
	13	#19 MARQUETTE (11/15/18)
TURNOVERS	12	at Duke (01-17-19)
	12	CLEMSON (01/10/19)
FOULS	7	#4 NOTRE DAME (02/07/19)
	6	at #10 NC State (03/03/19)
	6	at Pittsburgh (02/10/19)
	6	at Purdue (11/29/18)
	27	at Wake Forest (01/06/19)
	20	FLORIDA A&M (12/28/18)
	20	STEPHEN F. AUSTIN (11/09/18)
	30	BOSTON COLLEGE (01/27/19)
	25	at #13/14 Syracuse (01/23/19)

## OPPONENT GAME LOWS

POINTS	38	NEW ORLEANS (12/09/18)
	43	at FIU (11/06/18)
	50	at Duke (01-17-19)
	51	at Pittsburgh (02/10/19)
FIELD GOALS MADE	53	MARYLAND EASTERN SHORE (12/16/18)
	11	at FIU (11/06/18)
FIELD GOAL ATTEMPTS	13	NEW ORLEANS (12/09/18)
	52	at Purdue (11/29/18)
FIELD GOAL PERCENTAGE	53	at FIU (11/06/18)
	.208 (11-53)	at FIU (11/06/18)
3 PT FIELD GOALS MADE	.224 (13-58)	NEW ORLEANS (12/09/18)
	2	at Pittsburgh (02/10/19)
	3	at Wake Forest (01/06/19)
	3	BOSTON COLLEGE (01/27/19)
3 PT FG ATTEMPTS	3	#4 NOTRE DAME (02/07/19)
	13	CLEMSON (01/10/19)
	14	FLORIDA A&M (12/28/18)
3 PT FG PERCENTAGE	14	at Duke (01-17-19)
	14	#4 NOTRE DAME (02/07/19)
	.105 (2-19)	at Pittsburgh (02/10/19)
	.150 (3-20)	at Wake Forest (01/06/19)
FREE THROWS MADE	3	MARYLAND EASTERN SHORE (12/16/18)
	5	TEMPLE (11/25/18)
	5	vs Vanderbilt (12/20/18)
FREE THROW ATTEMPTS	5	#22/20 ARIZONA STATE (03/24/19)
	6	RV/#25 VIRGINIA TECH (01/03/19)
	7	at #2 Louisville (02/17/19)
FREE THROW PERCENTAGE	.375 (3-8)	MARYLAND EASTERN SHORE (12/16/18)
	.462 (6-13)	at Duke (01-17-19)
REBOUNDS	23	vs Vanderbilt (12/20/18)
	24	HARTFORD (11/11/18)
	24	vs Alabama (12/21/18)
ASSISTS	5	GEORGIA TECH (02/28/19)
	7	NEW ORLEANS (12/09/18)
STEALS	2	at #2 Louisville (02/17/19)
	3	at #10 NC State (03/03/19)
BLOCKED SHOTS	0	STEPHEN F. AUSTIN (11/09/18)
	0	MARYLAND EASTERN SHORE (12/16/18)
	0	FLORIDA A&M (12/28/18)
	0	CENTRAL MICHIGAN (12/30/18)
TURNOVERS	0	BOSTON COLLEGE (01/27/19)
	7	at #10 NC State (03/03/19)
FOULS	7	#22/20 ARIZONA STATE (03/24/19)
	9	at #10 NC State (03/03/19)
	12	vs Vanderbilt (12/20/18)
	12	vs Alabama (12/21/18)
	12	#22/20 ARIZONA STATE (03/24/19)

# PLAYER GAME-BY-GAME HIGHS

Opponent	Date	Score	Points	Rebounds	Assists	Steals	Blocked shots
at FIU	11/06/18	94-43	24-Sarah Mortensen	12-Beatrice Mompre	5-Taylor Mason Endia Banks	2-Kelsey Marshall Laura Cornelius	1-Beatrice Mompre Jamir Huston
STEPHEN F. AUSTIN	11/09/18	81-60	25-Mykea Gray	7-Beatrice Mompre Emese Hof	8-Laura Cornelius	2-Kelsey Marshall Jamir Huston Beatrice Mompre Taylor Mason	5-Emese Hof
HARTFORD	11/11/18	75-62	21-Emese Hof	13-Beatrice Mompre	6-Laura Cornelius	1-Emese Hof Mykea Gray Beatrice Mompre Endia Banks Laura Cornelius Taylor Mason Sarah Mortensen	1-Emese Hof Beatrice Mompre
#19 MARQUETTE	11/15/18	63-55	24-Beatrice Mompre	21-Beatrice Mompre	3-Kelsey Marshall Endia Banks	1-Laura Cornelius Emese Hof Beatrice Mompre	2-Emese Hof
at Iowa State	11/18/18	52-75	14-Emese Hof	9-Emese Hof	3-Laura Cornelius	2-Jamir Huston	5-Emese Hof
NEBRASKA	11/23/18	82-68	23-Laura Cornelius	13-Beatrice Mompre	7-Laura Cornelius	6-Laura Cornelius	2-Beatrice Mompre
TEMPLE	11/25/18	73-61	18-Beatrice Mompre	12-Beatrice Mompre	5-Laura Cornelius	2-Endia Banks Beatrice Mompre	2-Beatrice Mompre
at Purdue	11/29/18	63-74	25-Emese Hof	15-Emese Hof	3-Kelsey Marshall Beatrice Mompre	3-Beatrice Mompre	4-Emese Hof
COLORADO	12/02/18	73-58	26-Laura Cornelius	10-Emese Hof	3-Laura Cornelius Emese Hof	3-Endia Banks	2-Beatrice Mompre
NEW ORLEANS	12/09/18	78-38	16-Beatrice Mompre	10-Emese Hof Beatrice Mompre	6-Laura Cornelius	1-Endia Banks Taylor Mason Jamir Huston Sarah Mortensen Emese Hof Beatrice Mompre	2-Emese Hof
MARYLAND EASTERN SH	12/16/18	71-53	20-Emese Hof	14-Beatrice Mompre	4-Laura Cornelius Kelsey Marshall	2-Laura Cornelius Endia Banks Sarah Mortensen Jamir Huston	3-Jamir Huston Beatrice Mompre
vs Vanderbilt	12/20/18	90-65	25-Emese Hof	13-Beatrice Mompre	6-Laura Cornelius	3-Mykea Gray	None
vs Alabama	12/21/18	101-74	21-Mykea Gray	12-Beatrice Mompre	5-Laura Cornelius Kelsey Marshall	1-Kelsey Marshall Endia Banks Jamir Huston	2-Emese Hof
FLORIDA A&M	12/28/18	103-54	22-Emese Hof	10-Emese Hof	6-Mykea Gray	4-Laura Cornelius	3-Emese Hof
CENTRAL MICHIGAN	12/30/18	80-90	22-Beatrice Mompre	11-Beatrice Mompre	6-Emese Hof	2-Mykea Gray	4-Emese Hof
RV#25 VIRGINIA TECH	01/03/19	68-61	23-Emese Hof	13-Beatrice Mompre	4-Mykea Gray	1-Mykea Gray Emese Hof Kelsey Marshall Beatrice Mompre Laura Cornelius	4-Emese Hof
at Wake Forest	01/06/19	72-57	20-Mykea Gray	15-Beatrice Mompre	5-Mykea Gray	4-Kelsey Marshall Mykea Gray	1-Sarah Mortensen Beatrice Mompre Emese Hof
CLEMSON	01/10/19	67-76	24-Mykea Gray	11-Emese Hof	3-Laura Cornelius	4-Mykea Gray	5-Emese Hof
at Duke	01-17-19	58-50	16-Beatrice Mompre	17-Beatrice Mompre	4-Laura Cornelius	3-Laura Cornelius	3-Emese Hof
NORTH CAROLINA	01/20/19	76-68	18-Beatrice Mompre	10-Beatrice Mompre Laura Cornelius	6-Mykea Gray	2-Mykea Gray	1-Khaila Prather
at #13/14 Syracuse	01/23/19	84-71	21-Emese Hof	10-Beatrice Mompre	10-Laura Cornelius	2-Mykea Gray	2-Laura Cornelius
BOSTON COLLEGE	01/27/19	76-73	21-Mykea Gray	12-Beatrice Mompre	4-Laura Cornelius	2-Mykea Gray Laura Cornelius	None
at #24/21 Florida State	01/31/19	58-62	14-Mykea Gray	14-Beatrice Mompre	4-Laura Cornelius	2-Kelsey Marshall	3-Emese Hof
VIRGINIA	02/03/19	72-59	24-Beatrice Mompre	13-Emese Hof	5-Laura Cornelius	2-Beatrice Mompre	1-Kelsey Marshall Emese Hof
#4 NOTRE DAME	02/07/19	72-65	21-Emese Hof	13-Emese Hof	6-Laura Cornelius	2-Beatrice Mompre	4-Emese Hof

## PLAYER GAME-BY-GAME HIGHS

at Pittsburgh	02/10/19	65-51	23-Beatrice Mompre	13-Beatrice Mompre	4-Endia Banks Emese Hof	1-Beatrice Mompre Mykea Gray Kelsey Marshall	4-Emese Hof
at #2 Louisville	02/17/19	79-73	25-Emese Hof	7-Emese Hof Beatrice Mompre	6-Laura Cornelius	3-Emese Hof	1-Beatrice Mompre Emese Hof
at Virginia Tech	02/21/19	65-73	20-Mykea Gray	15-Beatrice Mompre	4-Emese Hof	2-Laura Cornelius	2-Beatrice Mompre Emese Hof
#22/20 FLORIDA STATE	02/24/19	64-54	19-Mykea Gray	10-Beatrice Mompre	4-Mykea Gray	4-Mykea Gray	2-Emese Hof
GEORGIA TECH	02/28/19	69-56	22-Beatrice Mompre	16-Beatrice Mompre	8-Laura Cornelius	4-Laura Cornelius	4-Beatrice Mompre
at #10 NC State	03/03/19	68-70	24-Emese Hof	17-Beatrice Mompre	4-Endia Banks	2-Emese Hof	3-Beatrice Mompre
vs #18/16 Syracuse	03/08/19	85-92	27-Beatrice Mompre	10-Beatrice Mompre	4-Laura Cornelius	None	3-Emese Hof
FGCU	03/22/19	69-62	21-Beatrice Mompre	12-Emese Hof	5-Laura Cornelius	2-Laura Cornelius Mykea Gray	3-Beatrice Mompre
#22/20 ARIZONA STATE	03/24/19	55-57	15-Laura Cornelius	22-Beatrice Mompre	3-Laura Cornelius	1-Khaila Prather Beatrice Mompre Emese Hof	2-Beatrice Mompre

## DOUBLE-DOUBLES

Laura Cornelius	13 pts, 10 ast; at #13/14 Syracuse, 01/23/19
Emese Hof	10 pts, 10 reb; #19 MARQUETTE, 11/15/18
Emese Hof	25 pts, 15 reb; at Purdue, 11/29/18
Emese Hof	10 pts, 10 reb; NEW ORLEANS, 12/09/18
Emese Hof	25 pts, 11 reb; vs Vanderbilt, 12/20/18
Emese Hof	22 pts, 10 reb; FLORIDA A&M, 12/28/18
Emese Hof	11 pts, 11 reb; CLEMSON, 01/10/19
Emese Hof	18 pts, 13 reb; VIRGINIA, 02/03/19
Emese Hof	21 pts, 13 reb; #4 NOTRE DAME, 02/07/19
Emese Hof	11 pts, 11 reb; at Pittsburgh, 02/10/19
Emese Hof	10 pts, 12 reb; FGCU, 03/22/19
Beatrice Mompremier	14 pts, 12 reb; at FIU, 11/06/18
Beatrice Mompremier	19 pts, 13 reb; HARTFORD, 11/11/18
Beatrice Mompremier	24 pts, 21 reb; #19 MARQUETTE, 11/15/18
Beatrice Mompremier	20 pts, 13 reb; NEBRASKA, 11/23/18
Beatrice Mompremier	18 pts, 12 reb; TEMPLE, 11/25/18
Beatrice Mompremier	16 pts, 10 reb; NEW ORLEANS, 12/09/18
Beatrice Mompremier	13 pts, 14 reb; MARYLAND EASTERN SHORE, 12/16/18
Beatrice Mompremier	16 pts, 13 reb; vs Vanderbilt, 12/20/18
Beatrice Mompremier	17 pts, 12 reb; vs Alabama, 12/21/18
Beatrice Mompremier	22 pts, 11 reb; CENTRAL MICHIGAN, 12/30/18
Beatrice Mompremier	18 pts, 13 reb; RV/#25 VIRGINIA TECH, 01/03/19
Beatrice Mompremier	19 pts, 15 reb; at Wake Forest, 01/06/19
Beatrice Mompremier	16 pts, 17 reb; at Duke, 01-17-19
Beatrice Mompremier	18 pts, 10 reb; NORTH CAROLINA, 01/20/19
Beatrice Mompremier	12 pts, 10 reb; at #13/14 Syracuse, 01/23/19
Beatrice Mompremier	16 pts, 12 reb; BOSTON COLLEGE, 01/27/19
Beatrice Mompremier	13 pts, 14 reb; at #24/21 Florida State, 01/31/19
Beatrice Mompremier	18 pts, 12 reb; #4 NOTRE DAME, 02/07/19
Beatrice Mompremier	23 pts, 13 reb; at Pittsburgh, 02/10/19
Beatrice Mompremier	18 pts, 15 reb; at Virginia Tech, 02/21/19
Beatrice Mompremier	18 pts, 10 reb; #22/20 FLORIDA STATE, 02/24/19
Beatrice Mompremier	22 pts, 16 reb; GEORGIA TECH, 02/28/19
Beatrice Mompremier	15 pts, 17 reb; at #10 NC State, 03/03/19
Beatrice Mompremier	27 pts, 10 reb; vs #18/16 Syracuse, 03/08/19
Beatrice Mompremier	21 pts, 10 reb; FGCU, 03/22/19



# PLAYER GAME HIGHS

Points	27	Beatrice Mompremier vs #18/16 Syracuse (03/08/19)
	26	Laura Cornelius vs Colorado (12/02/18)
	25	Emese Hof vs #18/16 Syracuse (03/08/19)
	25	Emese Hof at #2 Louisville (02/17/19)
	25	Emese Hof vs Vanderbilt (12/20/18)
	25	Emese Hof at Purdue (11/29/18)
	25	Mykea Gray vs Stephen F. Austin (11/09/18)
Field Goals Made	12	Emese Hof at #10 NC State (03/03/19)
	11	Beatrice Mompremier vs #18/16 Syracuse (03/08/19)
	11	Beatrice Mompremier vs Virginia (02/03/19)
	11	Emese Hof vs Vanderbilt (12/20/18)
	11	Emese Hof at Purdue (11/29/18)
Field Goal Att.	21	Beatrice Mompremier vs RV/#25 Virginia Tech (01/03/19)
	20	Beatrice Mompremier vs #19 Marquette (11/15/18)
FG Pct (min 5 made)	1.000 (6-6)	Beatrice Mompremier vs Florida A&M (12/28/18)
	1.000 (5-5)	Kelsey Marshall vs Virginia (02/03/19)
3-Point FG Made	8	Sarah Mortensen at FIU (11/06/18)
	6	Mykea Gray at Virginia Tech (02/21/19)
	6	Laura Cornelius vs Alabama (12/21/18)
3-Point FG Att.	11	Mykea Gray at #24/21 Florida State (01/31/19)
	10	Mykea Gray at Virginia Tech (02/21/19)
	10	Kelsey Marshall vs Nebraska (11/23/18)
3-Pt FG Pct (min 2 made)	1.000 (5-5)	Kelsey Marshall vs Virginia (02/03/19)
	1.000 (2-2)	Laura Cornelius at #2 Louisville (02/17/19)
	1.000 (2-2)	Sarah Mortensen at #13/14 Syracuse (01/23/19)
	1.000 (2-2)	Sarah Mortensen vs Central Michigan (12/30/18)
Free Throws Made	11	Emese Hof at #13/14 Syracuse (01/23/19)
	10	Mykea Gray vs Boston College (01/27/19)
	10	Mykea Gray vs Clemson (01/10/19)
Free Throw Att.	14	Beatrice Mompremier vs Boston College (01/27/19)
	12	Beatrice Mompremier at Duke (01-17-19)
FT Pct (min 3 made)	1.000 (11-11)	Emese Hof at #13/14 Syracuse (01/23/19)
	1.000 (6-6)	Laura Cornelius vs Colorado (12/02/18)
	1.000 (5-5)	Emese Hof vs Clemson (01/10/19)
	1.000 (5-5)	Laura Cornelius vs Nebraska (11/23/18)
	1.000 (4-4)	Beatrice Mompremier vs #22/20 Florida State (02/24/19)
	1.000 (4-4)	Emese Hof vs Virginia (02/03/19)
	1.000 (4-4)	Laura Cornelius at #13/14 Syracuse (01/23/19)
	1.000 (4-4)	Mykea Gray vs North Carolina (01/20/19)
	1.000 (4-4)	Laura Cornelius at Duke (01-17-19)
	1.000 (4-4)	Beatrice Mompremier vs New Orleans (12/09/18)
	1.000 (4-4)	Taylor Mason at Purdue (11/29/18)
	1.000 (3-3)	Mykea Gray vs #22/20 Arizona State (03/24/19)
	1.000 (3-3)	Mykea Gray vs Virginia (02/03/19)
	1.000 (3-3)	Laura Cornelius vs Central Michigan (12/30/18)
	1.000 (3-3)	Mykea Gray vs Florida A&M (12/28/18)
	1.000 (3-3)	Mykea Gray vs New Orleans (12/09/18)
Rebounds	22	Beatrice Mompremier vs #22/20 Arizona State (03/24/19)
	21	Beatrice Mompremier vs #19 Marquette (11/15/18)
Assists	10	Laura Cornelius at #13/14 Syracuse (01/23/19)
	8	Laura Cornelius vs Georgia Tech (02/28/19)
	8	Laura Cornelius vs Stephen F. Austin (11/09/18)
Steals	6	Laura Cornelius vs Nebraska (11/23/18)
	4	Laura Cornelius vs Georgia Tech (02/28/19)
	4	Mykea Gray vs #22/20 Florida State (02/24/19)
	4	Mykea Gray vs Clemson (01/10/19)
	4	Mykea Gray at Wake Forest (01/06/19)
	4	Kelsey Marshall at Wake Forest (01/06/19)
	4	Laura Cornelius vs Florida A&M (12/28/18)



## PLAYER GAME HIGHS

Blocked Shots	5	Emese Hof vs Clemson (01/10/19)
	5	Emese Hof at Iowa State (11/18/18)
	5	Emese Hof vs Stephen F. Austin (11/09/18)
Turnovers	7	Mykea Gray vs #18/16 Syracuse (03/08/19)
	7	Beatrice Mompremier vs Colorado (12/02/18)
Fouls	5	Kelsey Marshall vs Central Michigan (12/30/18)
	5	Sarah Mortensen vs Vanderbilt (12/20/18)
Minutes	38	Laura Cornelius vs #18/16 Syracuse (03/08/19)
	37	Laura Cornelius vs FGCU (03/22/19)
	37	Emese Hof vs #18/16 Syracuse (03/08/19)
	37	Laura Cornelius vs #22/20 Florida State (02/24/19)
	37	Laura Cornelius vs #4 Notre Dame (02/07/19)
	37	Mykea Gray at #24/21 Florida State (01/31/19)
	37	Laura Cornelius vs Boston College (01/27/19)
	37	Mykea Gray at Wake Forest (01/06/19)
	37	Beatrice Mompremier at Purdue (11/29/18)



# CATEGORY LEADERS

<b>Points</b>	<b>G</b>	<b>Pts</b>	<b>Pts/G</b>
Beatrice Mompremier	33	550	16.7
Emese Hof	34	483	14.2
Mykea Gray	34	429	12.6
Laura Cornelius	34	345	10.1
Kelsey Marshall	34	268	7.9
Endia Banks	34	128	3.8
Taylor Mason	34	104	3.1
Sarah Mortensen	34	100	2.9
Jamir Huston	24	42	1.8
Khaila Prather	21	37	1.8
Rebecca Ripley	15	15	1.0

<b>Scoring Average</b>	<b>G</b>	<b>Pts</b>	<b>Avg/G</b>
Beatrice Mompremier	33	550	16.7
Emese Hof	34	483	14.2
Mykea Gray	34	429	12.6
Laura Cornelius	34	345	10.1
Kelsey Marshall	34	268	7.9
Endia Banks	34	128	3.8
Taylor Mason	34	104	3.1
Sarah Mortensen	34	100	2.9
Khaila Prather	21	37	1.8
Jamir Huston	24	42	1.8
Rebecca Ripley	15	15	1.0

<b>FG Percentage</b>	<b>FG</b>	<b>Att</b>	<b>Pct</b>
Emese Hof	197	338	.583
Beatrice Mompremier	223	423	.527
Khaila Prather	14	31	.452
Laura Cornelius	109	257	.424
Jamir Huston	15	37	.405
Mykea Gray	135	337	.401
Sarah Mortensen	34	88	.386
Kelsey Marshall	95	248	.383
Endia Banks	50	143	.350
Taylor Mason	31	100	.310
Rebecca Ripley	4	14	.286

<b>Field Goal Attempts</b>	<b>G</b>	<b>Att</b>	<b>Att/G</b>
Beatrice Mompremier	33	423	12.8
Emese Hof	34	338	9.9
Mykea Gray	34	337	9.9
Laura Cornelius	34	257	7.6
Kelsey Marshall	34	248	7.3

<b>Field Goals Made</b>	<b>G</b>	<b>Made</b>	<b>Made/G</b>
Beatrice Mompremier	33	223	6.8
Emese Hof	34	197	5.8
Mykea Gray	34	135	4.0
Laura Cornelius	34	109	3.2
Kelsey Marshall	34	95	2.8

<b>3-Point Percentage</b>	<b>3FG</b>	<b>Att</b>	<b>Pct</b>
Sarah Mortensen	29	72	.403
Rebecca Ripley	4	10	.400
Laura Cornelius	52	137	.380
Kelsey Marshall	67	177	.379
Mykea Gray	61	176	.347
Beatrice Mompremier	1	3	.333
Endia Banks	14	46	.304
Taylor Mason	8	36	.222

<b>3-Point FG Attempts</b>	<b>G</b>	<b>Att</b>	<b>Att/G</b>
Kelsey Marshall	34	177	5.2
Mykea Gray	34	176	5.2
Laura Cornelius	34	137	4.0
Sarah Mortensen	34	72	2.1
Endia Banks	34	46	1.4

<b>3-Point FG Made</b>	<b>G</b>	<b>Made</b>	<b>Made/G</b>
Kelsey Marshall	34	67	2.0
Mykea Gray	34	61	1.8
Laura Cornelius	34	52	1.5
Sarah Mortensen	34	29	0.9
Endia Banks	34	14	0.4

<b>Free Throw Percent</b>	<b>FG</b>	<b>Att</b>	<b>Pct</b>
Laura Cornelius	75	88	.852
Mykea Gray	98	126	.778
Taylor Mason	34	45	.756
Rebecca Ripley	3	4	.750
Emese Hof	89	129	.690
Kelsey Marshall	11	18	.611
Endia Banks	14	23	.609
Beatrice Mompremier	103	178	.579
Khaila Prather	9	18	.500
Jamir Huston	12	25	.480
Sarah Mortensen	3	8	.375

<b>Free Throw Attempts</b>	<b>G</b>	<b>Att</b>	<b>Att/G</b>
Beatrice Mompremier	33	178	5.4
Emese Hof	34	129	3.8
Mykea Gray	34	126	3.7
Laura Cornelius	34	88	2.6
Taylor Mason	34	45	1.3

<b>Free Throws Made</b>	<b>G</b>	<b>Made</b>	<b>Made/G</b>
Beatrice Mompremier	33	103	3.1
Mykea Gray	34	98	2.9
Emese Hof	34	89	2.6
Laura Cornelius	34	75	2.2
Taylor Mason	34	34	1.0

## CATEGORY LEADERS

<b>Rebounds</b>	<b>G</b>	<b>Reb</b>	<b>Reb/G</b>
Beatrice Mompremier	33	402	12.2
Emese Hof	34	283	8.3
Endia Banks	34	120	3.5
Laura Cornelius	34	117	3.4
Kelsey Marshall	34	79	2.3

<b>Rebound Average</b>	<b>G</b>	<b>Reb</b>	<b>Avg/G</b>
Beatrice Mompremier	33	402	12.2
Emese Hof	34	283	8.3
Endia Banks	34	120	3.5
Laura Cornelius	34	117	3.4
Kelsey Marshall	34	79	2.3

<b>Offensive Rebounds</b>	<b>G</b>	<b>No.</b>	<b>Avg/G</b>
Beatrice Mompremier	33	128	3.9
Emese Hof	34	109	3.2
Endia Banks	34	26	0.8
Taylor Mason	34	22	0.6
Jamir Huston	24	20	0.8

<b>Defensive Rebounds</b>	<b>G</b>	<b>No.</b>	<b>Avg/G</b>
Beatrice Mompremier	33	274	8.3
Emese Hof	34	174	5.1
Laura Cornelius	34	101	3.0
Endia Banks	34	94	2.8
Kelsey Marshall	34	71	2.1

<b>Fouls</b>	<b>G</b>	<b>No.</b>	<b>Per/G</b>
Emese Hof	34	91	2.7
Beatrice Mompremier	33	74	2.2
Mykea Gray	34	71	2.1
Laura Cornelius	34	71	2.1
Kelsey Marshall	34	66	1.9

<b>Foulsouts</b>	<b>G</b>	<b>No.</b>
Sarah Mortensen	34	1
Kelsey Marshall	34	1

<b>Assists</b>	<b>G</b>	<b>No.</b>	<b>Ast/G</b>
Laura Cornelius	34	141	4.1
Mykea Gray	34	76	2.2
Endia Banks	34	74	2.2
Emese Hof	34	64	1.9
Kelsey Marshall	34	59	1.7

<b>Steals</b>	<b>G</b>	<b>No.</b>	<b>Stl/G</b>
Mykea Gray	34	41	1.2
Laura Cornelius	34	38	1.1
Beatrice Mompremier	33	29	0.9
Kelsey Marshall	34	25	0.7
Emese Hof	34	25	0.7

<b>Blocked Shots</b>	<b>G</b>	<b>No.</b>	<b>Blk/G</b>
Emese Hof	34	70	2.1
Beatrice Mompremier	33	34	1.0
Jamir Huston	24	7	0.3
Khaila Prather	21	6	0.3
Kelsey Marshall	34	5	0.1

<b>Minutes</b>	<b>G</b>	<b>No.</b>	<b>Min/G</b>
Laura Cornelius	34	1055	31.0
Beatrice Mompremier	33	976	29.6
Emese Hof	34	974	28.6
Mykea Gray	34	953	28.0
Kelsey Marshall	34	788	23.2

<b>Turnovers</b>	<b>G</b>	<b>No.</b>	<b>TO/G</b>
Mykea Gray	34	97	2.9
Beatrice Mompremier	33	93	2.8
Laura Cornelius	34	84	2.5
Emese Hof	34	75	2.2
Kelsey Marshall	34	49	1.4

# PLAYER GAME-BY-GAME PTS-REB-AST

Opponent	Date	Score	01	03	05	12	13	15	20
			CORNELIUS	BANKS,ENDI	GRAY,MYKEA	MORTENSEN	MASON,TAYL	HUSTON,JAM	MARSHALL,K
at FIU	11/06/18	94-43	w 5-4-1	6-4-5	15-0-4	24-2-1	5-1-5	2-9-1	13-3-2
STEPHEN F. AUSTIN	11/09/18	81-60	w 9-1-8	3-1-2	25-3-3	6-3-1	7-5-2	3-0-1	8-4-3
HARTFORD	11/11/18	75-62	w 6-3-6	11-7-5	0-0-4	6-1-1	8-3-0	1-2-0	3-2-2
#19 MARQUETTE	11/15/18	63-55	w 10-0-2	3-5-3	5-0-2	0-4-1	3-1-1	0-0-0	8-8-3
at Iowa State	11/18/18	52-75	L 2-0-3	6-3-2	5-3-1	2-3-0	9-2-1	3-3-0	6-4-0
NEBRASKA	11/23/18	82-68	w 23-7-7	4-1-4	4-0-0	0-1-0	5-5-0	0-3-0	18-2-1
TEMPLE	11/25/18	73-61	w 8-4-5	5-3-1	5-3-3	0-2-1	7-3-1	0-1-0	17-1-3
at Purdue	11/29/18	63-74	L 9-1-2	0-1-1	8-0-1	0-0-0	4-4-0	0-0-0	6-2-3
COLORADO	12/02/18	73-58	w 26-2-3	8-4-1	8-1-2	0-0-0	0-0-2	0-1-0	9-4-2
NEW ORLEANS	12/09/18	78-38	w 5-3-6	0-3-3	9-2-4	15-8-0	2-3-2	7-6-0	14-2-4
MARYLAND EASTERN SH	12/16/18	71-53	w 9-1-4	7-2-3	12-3-1	5-3-3	2-1-0	0-5-2	3-1-4
vs Vanderbilt	12/20/18	90-65	w 11-2-6	2-2-5	18-2-4	3-3-3	2-0-1	6-1-0	7-1-2
vs Alabama	12/21/18	101-74	w 20-6-5	3-3-3	21-6-1	0-2-1	4-4-3	8-1-4	13-3-5
FLORIDA A&M	12/28/18	103-54	w 11-0-4	1-5-2	7-0-6	6-5-0	1-2-5	10-4-0	17-2-0
CENTRAL MICHIGAN	12/30/18	80-90	L 9-9-3	2-2-1	17-2-2	6-1-0	0-2-1	DNP	12-4-1
RV/#25 VIRGINIA TECH	01/03/19	68-61	w 5-5-2	0-2-0	13-4-4	0-0-0	0-2-2	0-1-0	7-3-3
at Wake Forest	01/06/19	72-57	w 11-2-2	0-2-0	20-3-5	0-1-0	10-3-1	0-4-1	6-0-0
CLEMSON	01/10/19	67-76	L 15-2-3	4-4-2	24-2-2	0-0-0	0-1-0	0-0-0	9-5-2
at Duke	01-17-19	58-50	w 6-3-4	4-5-1	12-2-2	5-0-0	0-2-0	DNP	0-1-2
NORTH CAROLINA	01/20/19	76-68	w 9-10-2	2-6-2	17-4-6	6-0-0	2-1-1	0-0-0	6-2-2
at #13/14 Syracuse	01/23/19	84-71	w 13-6-10	5-3-2	17-3-2	7-1-0	0-2-2	DNP	9-2-0
BOSTON COLLEGE	01/27/19	76-73	w 16-3-4	5-8-3	21-2-0	0-0-0	1-1-0	0-1-0	3-3-0
at #24/21 Florida State	01/31/19	58-62	L 5-1-4	2-3-2	14-2-2	6-2-0	2-3-0	DNP	6-2-2
VIRGINIA	02/03/19	72-59	w 2-4-5	2-2-2	7-0-2	0-1-0	0-0-3	0-1-0	17-1-2
#4 NOTRE DAME	02/07/19	72-65	w 8-3-6	2-3-2	10-0-1	0-0-0	13-2-0	DNP	0-1-1
at Pittsburgh	02/10/19	65-51	w 5-4-3	2-8-4	8-0-1	3-0-2	0-2-1	2-2-0	8-0-1
at #2 Louisville	02/17/19	79-73	w 16-4-6	7-2-1	10-5-0	0-0-0	2-1-0	DNP	8-5-0
at Virginia Tech	02/21/19	65-73	L 11-6-3	0-4-1	20-1-1	0-0-1	2-1-3	DNP	3-0-0
#22/20 FLORIDA STATE	02/24/19	64-54	w 10-6-0	0-1-0	19-2-4	0-0-0	0-1-1	DNP	3-1-3
GEORGIA TECH	02/28/19	69-56	w 4-2-8	8-7-1	18-3-0	0-0-0	2-1-1	0-0-0	9-1-0
at #10 NC State	03/03/19	68-70	L 13-1-2	0-3-4	4-1-0	0-0-0	3-2-1	0-0-0	9-3-2
vs #18/16 Syracuse	03/08/19	85-92	L 9-5-4	2-1-1	13-3-2	0-0-0	3-3-1	DNP	6-3-2
FGCU	03/22/19	69-62	w 9-5-5	14-7-4	10-2-2	0-0-0	3-2-0	0-0-0	0-2-1
#22/20 ARIZONA STATE	03/24/19	55-57	L 15-2-3	8-3-1	13-3-2	0-0-0	2-1-0	DNP	5-1-1

Opponent	Date	Score	21	23	25	32
			HOF,EMESE	RIPLEY,REB	PRATHER,KH	MOMPREMIE
at FIU	11/06/18	94-43	w 7-7-2	3-1-1	DNP	14-12-1
STEPHEN F. AUSTIN	11/09/18	81-60	w 6-7-2	0-0-0	DNP	14-7-0
HARTFORD	11/11/18	75-62	w 21-7-1	DNP	DNP	19-13-3
#19 MARQUETTE	11/15/18	63-55	w 10-10-2	DNP	DNP	24-21-1
at Iowa State	11/18/18	52-75	L 14-9-1	0-1-0	DNP	5-8-0
NEBRASKA	11/23/18	82-68	w 6-9-1	2-0-0	DNP	20-13-0
TEMPLE	11/25/18	73-61	w 13-8-1	0-0-0	DNP	18-12-4
at Purdue	11/29/18	63-74	L 25-15-1	3-0-0	DNP	8-7-3
COLORADO	12/02/18	73-58	w 7-10-3	DNP	DNP	15-8-0
NEW ORLEANS	12/09/18	78-38	w 10-10-0	DNP	DNP	16-10-1
MARYLAND EASTERN SH	12/16/18	71-53	w 20-8-1	DNP	DNP	13-4-1
vs Vanderbilt	12/20/18	90-65	w 25-11-2	0-0-0	DNP	16-13-1
vs Alabama	12/21/18	101-74	w 12-7-1	3-0-0	DNP	17-12-3
FLORIDA A&M	12/28/18	103-54	w 22-10-2	3-2-0	8-2-1	17-9-1
CENTRAL MICHIGAN	12/30/18	80-90	L 10-6-6	DNP	2-1-0	22-11-1
RV/#25 VIRGINIA TECH	01/03/19	68-61	w 23-7-2	DNP	2-0-0	18-13-1
at Wake Forest	01/06/19	72-57	w 3-2-1	0-0-0	3-5-1	19-15-0
CLEMSON	01/10/19	67-76	L 11-11-1	0-2-0	4-5-1	DNP
at Duke	01-17-19	58-50	w 13-7-1	DNP	2-0-0	16-17-2
NORTH CAROLINA	01/20/19	76-68	w 11-6-1	1-0-0	4-5-0	18-10-1
at #13/14 Syracuse	01/23/19	84-71	w 21-5-1	DNP	0-1-1	12-10-0
BOSTON COLLEGE	01/27/19	76-73	w 14-9-2	DNP	0-2-0	16-12-0
at #24/21 Florida State	01/31/19	58-62	L 8-9-0	DNP	2-2-0	13-14-0
VIRGINIA	02/03/19	72-59	w 18-13-1	0-0-0	2-1-1	24-9-1
#4 NOTRE DAME	02/07/19	72-65	w 21-13-1	DNP	0-3-0	18-12-1
at Pittsburgh	02/10/19	65-51	w 11-11-4	0-0-0	3-4-0	23-13-0
at #2 Louisville	02/17/19	79-73	w 25-7-5	DNP	3-2-0	8-7-1
at Virginia Tech	02/21/19	65-73	L 11-3-4	DNP	0-0-0	18-15-0
#22/20 FLORIDA STATE	02/24/19	64-54	w 14-8-2	DNP	0-3-0	18-10-0
GEORGIA TECH	02/28/19	69-56	w 6-6-3	0-0-0	0-3-0	22-16-0
at #10 NC State	03/03/19	68-70	L 24-8-3	DNP	0-1-0	15-17-1
vs #18/16 Syracuse	03/08/19	85-92	L 25-7-2	DNP	0-1-0	27-10-3
FGCU	03/22/19	69-62	w 10-12-4	DNP	2-2-0	21-10-1
#22/20 ARIZONA STATE	03/24/19	55-57	L 6-5-0	DNP	0-3-0	6-22-0

2018-19 SEASON



## HISTORY & RECORDS

Conference Tournament History.....	88
NCAA Tournament History.....	89
WNIT & AIAW Tournament History.....	90
NCAA Tournament Teams.....	91-95
WNIT Teams.....	96-97
Hurricane Honors.....	98-101
Hurricanes in the Polls.....	102-103
Team Game Records.....	104-105
Team NCAA Tournament Game Records.....	106-107
Team WNIT Game Records.....	108-109
Team ACC Tournament Game Records.....	110-111
Team Season Records & All-Time Streaks.....	112
Individual Career Records.....	113-114
Individual Season Records.....	115-116
Individual Game Records.....	117-118
Individual NCAA Tournament Game Records.....	119-120
Individual WNIT Game Records.....	121-122
Individual ACC Tournament Game Records.....	123-124
Yearly Leaders.....	125-127
1,000 Points Club.....	128-131
All-Time Results.....	132-146
Overtime Games.....	147
100-Point Games.....	148
Home Attendance Records.....	148
Series Records.....	149-151
Series Results.....	152-168
Year-by-Year Coaching Records.....	169
Past Coaches.....	170
Hurricane Letter Winners.....	171-173
UM Sports HOF, ACC Legends & Pro Canes.....	174
Retired/Honored Jerseys.....	175-178

# CONFERENCE TOURNAMENT HISTORY

## NWSAC Tournament Results (3-0)

1990-91	(Tallahassee, Fla.)	Tournament champions	
3/7/91	vs. Stetson	W	98-77
3/8/91	vs. FIU	W	75-55
3/9/91	vs. Florida A&M	W	73-44

## BIG EAST Tournament Results (14-11)

1991-92	(Storrs, Conn.)	Tournament champions	
3/7/92	vs. Seton Hall	W	76-62
3/8/92	vs. Providence	W	82-70
3/9/92	at Connecticut	W	56-47

1992-93	(Providence, R.I.)	Tournament champions	
3/6/93	vs. St. John's	W	84-61
3/7/93	vs. Villanova	W	67-49
3/8/93	at Providence	W	76-55

1993-94	(Storrs, Conn.)		
3/5/94	vs. Pittsburgh	L	70-60

1994-95	(South Orange, N.J.)		
3/4/95	at Seton Hall	L	66-50

1995-96	(Storrs, Conn.)		
3/2/96	vs. Pittsburgh	L	52-49

1996-97	(Storrs, Conn.)		
3/1/97	vs. Pittsburgh	W	64-50
3/2/97	vs. Boston College	W	63-48
3/3/97	at Connecticut	L	98-71

1997-98	(Piscataway, N.J.)		
3/1/98	vs. Georgetown	W	81-66
3/2/98	at Rutgers	L	81-62

1998-99	(Piscataway, N.J.)		
2/27/99	vs. West Virginia	W	86-69
2/28/99	at Rutgers	L	79-53

1999-2000	(Storrs, Conn.)		
3/4/00	vs. Seton Hall	W	69-42
3/5/00	vs. Notre Dame	L	67-52

2000-01	(Storrs, Conn.)		
3/3/01	vs. Boston College	L	62-49

2001-02	(Piscataway, N.J.)		
3/2/02	vs. Georgetown	W	69-52
3/3/02	vs. Villanova	L	68-49

2002-03	(Piscataway, N.J.)		
3/8/03	vs. Syracuse	W	77-64
3/9/03	at Rutgers	W	77-74
3/10/03	vs. Villanova	L	65-59

2003-04	(Hartford, Conn.)		
3/7/04	vs. Boston College	L	65-53

## ACC Tournament Results (9-15)

2004-05	(No. 8 seed — Greensboro, N.C.)		
3/4/05	vs. No. 8 Georgia Tech	W	60-58
3/5/05	vs. No. 1 North Carolina	L	64-57

2005-06	(No. 6 seed — Greensboro, N.C.)		
3/2/06	vs. No. 11 Georgia Tech	L	79-62

2006-07	(No. 11 seed — Greensboro, N.C.)		
3/1/07	vs. No. 6 Georgia Tech	L	66-52

2007-08	(No. 12 seed — Greensboro, N.C.)		
3/6/08	vs. No. 5 Georgia Tech	L	76-49

2008-09	(No. 10 seed — Greensboro, N.C.)		
3/5/09	vs. No. 7 Boston College	L	76-59

2009-10	(No. 12 seed — Greensboro, N.C.)		
3/4/10	vs. No. 7 Wake Forest	L	61-60 (OT)

2010-11	(No. 2 seed — Greensboro, N.C.)		
3/4/11	vs. No. 10 NC State	W	93-85
3/5/11	vs. 6 North Carolina	L	83-57

2011-12	(No. 2 seed — Greensboro, N.C.)		
3/2/12	vs. No. 7 Wake Forest	L	81-74

2012-13	(No. 5 seed — Greensboro, N.C.)		
3/7/13	vs. No. 12 Virginia Tech	W	45-39
3/8/13	vs. No. 4 Florida State	L	70-58

2013-14	(No. 8 seed — Greensboro, N.C.)		
3/6/14	vs. No. 9 Florida State	L	72-67 (OT)

2014-15	(No. 8 seed — Greensboro, N.C.)		
3/5/15	vs. No. 9 Virginia	W	62-52
3/6/15	vs. No. 1 Notre Dame	L	77-61

2015-16	(No. 5 seed — Greensboro, N.C.)		
3/3/16	vs. No. 12 Pittsburgh	W	77-55
3/4/16	vs. No. 4 Florida State	W	74-56
3/5/16	vs. No. 1 Notre Dame	L	78-67

2016-17	(No. 7 seed — Conway, S.C.)		
3/2/17	vs. No. 10 Georgia Tech	W	87-71
3/3/17	vs. No. 2 Florida State	W	56-54
3/4/17	vs. No. 3 Duke	L	57-52

2017-18	(No. 6 seed — Greensboro, N.C.)		
3/1/18	vs. No. 11 Wake Forest	W	68-60
3/2/18	vs. No. 3 Florida State	L	73-69

2018-19	(No. 4 seed — Greensboro, N.C.)		
3/8/18	vs. No. 5 Syracuse	L	85-92



# NCAA TOURNAMENT HISTORY

## NCAA Tournament Results (7-14)

1988-89	(No. 8 seed — Midwest Region)				
3/15/89	at No. 9 Oklahoma State	L	93-69		Stillwater, Okla.
1991-92	(No. 2 seed — East Region)				
3/21/92	No. 7 North Carolina	W	86-72		Coral Gables, Fla.
3/26/92	vs. No. 3 Vanderbilt	L	77-67		Charlottesville, Va.
1992-93	(No. 5 seed — East Region)				
3/17/93	No. 12 St. Peter's	W	61-44		Coral Gables, Fla.
3/20/93	at No. 4 Western Kentucky	L	73-63		Bowling Green, Ky.
1997-98	(No. 11 seed — Midwest Region)				
3/14/98	vs. No. 6 Clemson	L	60-49		Ruston, La.
2002-03	(No. 11 seed — Midwest Region)				
3/22/03	at No. 6 New Mexico	L	91-85 (OT)		Albuquerque, N.M.
2003-04	(No. 5 seed — West Region)				
3/21/04	vs. No. 12 Maryland	L	86-85		Baton Rouge, La.
2010-11	(No. 3 seed — Dayton Region)				
3/20/11	vs. No. 14 Gardner-Webb	W	80-62		Charlottesville, Va.
3/22/11	vs. No. 6 Oklahoma	L	88-83		Charlottesville, Va.
2011-12	(No. 3 seed — Kingston Region)				
3/17/12	vs. No. 14 Idaho State	W	70-41		Spokane, Wash.
3/19/12	at No. 11 Gonzaga	L	65-54		Spokane, Wash.
2012-13	(No. 8 seed — Norfolk Region)				
3/24/13	at No. 9 Iowa	L	69-53		Iowa City, Iowa
2014-15	(No. 11 seed — Oklahoma City Region)				
3/22/15	vs. No. 6 Washington	W	86-80		Iowa City, Iowa
3/24/15	at No. 3 Iowa	L	88-70		Iowa City, Iowa
2015-16	(No. 5 seed — Lexington Region)				
3/19/16	vs. No. 12 South Dakota State	L	74-71		Stanford, Calif.
2016-17	(No. 4 seed — Stockton Region)				
3/18/17	vs. No. 13 FGCU	W	62-60		Coral Gables, Fla.
3/20/17	vs. No. 12 Quinnipiac	L	85-78		Coral Gables, Fla.
2017-18	(No. 8 seed — Albany Region)				
3/17/18	vs. No. 9 Quinnipiac	L	82-76		Storrs, Conn.
2018-19	(No. 4 seed — Portland Region)				
3/22/19	vs. No. 13 FGCU	W	69-62		Coral Gables, Fla.
3/24/19	vs. No. 5 Arizona State	L	55-57		Coral Gables, Fla.
<b>1988-89</b>	First Round	<b>2011-12</b>	Second Round		
<b>1991-92</b>	Sweet Sixteen	<b>2012-13</b>	First Round		
<b>1992-93</b>	Second Round	<b>2014-15</b>	Second Round		
<b>1997-98</b>	First Round	<b>2015-16</b>	First Round		
<b>2002-03</b>	First Round	<b>2016-17</b>	Second Round		
<b>2003-04</b>	First Round	<b>2017-18</b>	First Round		
<b>2010-11</b>	Second Round	<b>2018-19</b>	Second Round		

13 NCAA Appearances, 6-13 Overall Record, One Sweet 16

# WNIT & AIAW HISTORY

## WNIT Results (8-7)

### 1989-90\*

3/22/90	vs. Illinois State	W	85-83	Amarillo, Texas
3/23/90	vs. Kentucky	L	80-68	Amarillo, Texas
3/24/90	vs. Charlotte	L	82-80	Amarillo, Texas

### 1998-99

3/12/99	at Rice	L	65-58	Houston, Texas
---------	---------	---	-------	----------------

### 2001-02

3/13/02	at Georgia Tech	W	73-64	Atlanta, Ga.
3/16/02	at Houston	L	83-76	Houston, Texas

### 2005-06

3/18/06	FIU	W	95-83	Coral Gables, Fla.
3/22/06	at Virginia	L	82-73	Charlottesville, Va.

### 2009-10

3/18/10	FGCU	W	70-57	Coral Gables, Fla.
3/21/10	Florida	W	77-64	Coral Gables, Fla.
3/25/10	North Carolina A&T	W	84-77	Coral Gables, Fla.
3/28/10	at Providence	W	73-65	Providence, R.I.
3/31/10	at Michigan	W	76-59	Ann Arbor, Mich.
4/3/10	at California	L	73-61	Berkeley, Calif.

### 2013-14

3/20/14	Stetson	L	70-63	Coral Gables, Fla.
---------	---------	---	-------	--------------------

\* Then called the National Women's Invitational Tournament

<b>WNIT Appearances</b>	6	<b>1989-90</b>	Second Round
<b>Overall Record</b>	8-7	<b>1998-99</b>	First Round
<b>Finals Appearances</b>	1	<b>2001-02</b>	Second Round
		<b>2005-06</b>	Second Round
		<b>2009-10</b>	Finals
		<b>2013-14</b>	First Round

## AIAW Tournament Results (0-2)

### 1980-81

3/5/81	at Southern Miss	L	80-75	Hattiesburg, Miss.
--------	------------------	---	-------	--------------------

### 1981-82

3/7/82	vs. Delta State	L	81-66	Tallahassee, Fla.
--------	-----------------	---	-------	-------------------

<b>AIAW Appearances</b>	2	<b>1980-81</b>	First Round
<b>Overall Record</b>	0-2	<b>1981-82</b>	First Round

## NCAA TOURNAMENT TEAMS

**1988-89 Record: 21-8 (11-1 H, 7-7 A, 3-0 N)**

**Head Coach: Ferne Labati**

**Assistant Coaches: Robin Harmony, Carlos Aldave**

3	Lisa Jones	F	5-9	JR	Miami, Fla. (Florida JC)
12	Elaine Harlow	G	5-5	JR	Cocoa Beach, Fla. (Cocoa Beach)
15	Julie Feicht	G	5-7	FR	East Liverpool, Ohio (Wellsville)
22	Merren Armour	G	5-9	FR	Annville, Pa. (Annville)
23	Tanya Wood	F	5-9	SO	Jersey City, N.J. (St. Peter's College)
24	Frances Savage	F	5-9	SO	Ft. Lauderdale, Fla. (Piper)
25	Melissa Edwards	C	6-0	JR	Morrow, Ga. (Morrow)
33	Vicki Bowers	F	5-10	FR	Nevada, Ohio (Upper Sandusky)
34	Chountelle Bullock	F	5-10	JR	Bradenton, Fla. (USF)
41	Sherri Eyer	F	5-10	FR	Hershey, Penn. (Hershey)
42	Jeannie Hebert	G	5-8	FR	North Pole, Alaska (Monroe Catholic)
43	Nanci Clayton	C	6-0	JR	Los Angeles, Calif. (Locke)

**1991-92 Record: 30-2 (17-0 H, 11-1 A, 2-1 N)**

**BIG EAST: 18-0 (Regular Season & Tournament Champions)**

**Head Coach: Ferne Labati**

**Assistant Coaches: Robin Harmony, Dan Olson, Toni Smiley**

14	Mary Tantillo	G	5-5	SO	North Beach, N.J. (Southern Regional)
15	Dellareese Wilson	G	5-9	JR	Miami, Fla. (Norland)
20	Tanya Young	F	5-11	FR	Miami, Fla. (South Miami)
22	Merren Armour	G	5-9	SR	Canberra, Australia (Annville, Pa.)
23	Ronnie McGarry	F	5-11	SO	W. Swanzey, N.H. (Monadnock Regional)
24	Frances Savage	F	5-9	SR	Ft. Lauderdale, Fla. (Piper)
25	Vicki Plowden	C	6-0	JR	Miami, Fla. (South Miami)
33	Vicki Bowers	F	5-10	SR	Nevada, Ohio (Upper Sandusky)
40	Carla Harris	G	5-9	JR	Miami, Fla. (Norland)
41	Sherri Eyer	F	5-10	SR	Hershey, Pa. (Hershey)
42	Jeannie Hebert	G	5-8	SR	North Pole, Alaska (Monroe Catholic)
43	Galia Maik	F	6-0	SO	Petah-Tikva, Israel (Tel Aviv University)
44	Cami Young	F	6-0	JR	Orlando, Fla. (Valencia CC)

**1992-93 Record: 24-7 (13-3 H, 8-4 A, 2-0 N)**

**BIG EAST: 15-3 (Co-Regular Season & Tournament Champions)**

**Head Coach: Ferne Labati**

**Assistant Coaches: Robin Harmony, Toni Smiley**

**Grad. Asst: Jeannie Hebert**

3	Nickki Mitchell	G	5-6	JR	St. Petersburg, Fla. (Miami-Dade CC South)
12	Holly Rilinger	G	5-4	FR	Waynesboro, Va. (Waynesboro)
14	Mary Tantillo	G	5-6	SR	North Beach, N.J. (Southern Regional)
15	Dellareese Wilson	G	5-9	SR	Miami, Fla. (Norland)
20	Tanya Young	F	5-11	SO	Miami, Fla. (South Miami)
21	Desma Thomas	F	5-11	FR	Miami, Fla. (American)
22	Christine Olson	C	6-4	FR	Seminole, Fla. (Seminole)
23	Ronnie McGarry	F	5-11	JR	W. Swanzey, N.H. (Monadnock Regional)
25	Vicki Plowden	C	6-0	SR	Miami, Fla. (South Miami)
30	Nina Wagner	G	5-5	SO	Horsham, Pa. (Archbishop Wood)
32	Veronica Watson	C	6-3	FR	Pigeon Forge, Tenn. (Sevier County)
33	Mionsha Jones	F	5-11	FR	Miami, Fla. (American)
41	Carla Harris	G	5-9	SR	Miami, Fla. (Norland)
43	Galia Maik	F	6-0	JR	Petah-Tikva, Israel (Tel-Aviv University)
44	Cami Young	F	6-0	JR	Orlando, Fla. (Valencia CC)

## NCAA TOURNAMENT TEAMS

**1997-98 Record: 19-10 (12-1 H, 5-8 A, 2-1 N)**

**BIG EAST: 13-5**

**Head Coach: Ferne Labati**

**Associate Head Coach: Robin Harmony**

**Assistant Coaches: Toni Smiley, Nina Wagner**

3	McChelle Murray	G	5-11	SR	Hollywood, Fla. (Norland)
10	Octavia Blue	F	6-1	SR	Deerfield Beach, Fla. (Davie Nova)
13	Gina Graziani	G	5-8	SO	Pembroke Pines, Fla. (Cooper City)
14	Tessa Iacoboni	G	5-5	SR	Holidaysburg, Pa. (Holidaysburg Senior)
20	Shannon Drury	G	5-8	SO	Virginia Beach, Va. (Frank W. Cox)
23	Kym Hope	F/C	6-2	JR	Hollywood, Fla. (McArthur)
24	Dona Nando	G	5-6	FR	Flushing, N.Y. (Cardozo)
31	Cassandra Wimes	G	5-10	JR	Miami, Fla. (Central)
34	Beth Barnhart	G	5-9	JR	Hodgen, Okla. (Moss School)
41	Camilla Östh	F/C	6-2	FR	Sodertalje, Sweden (Sodertalje BBK)
42	Jennifer Jordan	C	6-0	JR	Miami, Fla. (Norland)
53	Saritta Hines	F	5-11	FR	Detroit, Mich. (Martin Luther King)

**2002-03 Record: 18-11 (11-4 H, 5-7 A, 2-2 N)**

**BIG EAST: 8-8**

**Head Coach: Ferne Labati**

**Associate Head Coach: Robin Harmony**

**Assistant Coaches: Geneva Morgan, Nina Wagner**

1	Tatjana Marincic	G/F	6-2	FR	Mississauga, Ontario (T.L. Kennedy)
2	Tamara James	G/F	5-9	FR	Dania, Fla. (South Broward)
3	Melissa Knight	F	5-11	SO	Philadelphia, Pa. (William Penn Charter)
10	Yalonda McCormick	G	5-8	SO	Miami, Fla. (Monsignor Pace)
15	Vera Arsova	F	6-1	JR	STIP, Macedonia (Slavco Stojmenski)
22	Fallon Phanord	G	5-9	SO	Miami, Fla. (Dr. Michael M. Krop)
23	Shaquana Wilkins	F	6-2	JR	Plymouth, Fla. (Winter Park)
25	Meghan Saake	G	5-10	SR	Wellington, Fla. (Wellington)
30	Hutashi Wilson	G	5-6	JR	Toronto, Canada (Michael Power)
34	Alicia Hartlaub	F	6-2	SR	Schaefferstown, Pa. (Elco)
40	Katie Hayek	G	5-9	FR	Lancaster, Pa. (Lancaster Catholic)
53	Chanivia Broussard	F	6-0	JR	Miami, Fla. (Northwestern)

**2003-04 Record: 22-7 (12-2 H, 7-3 A, 3-2 N)**

**BIG EAST: 11-5**

**Head Coach: Ferne Labati**

**Associate Head Coach: Robin Harmony**

**Assistant Coaches: Meghan Burke, Jackie Moore**

00	Amy Audibert	F/C	6-3	FR	Niagara Falls, Ontario (A.N. Myer)
1	Tatjana Marincic	G/F	6-2	SO	Mississauga, Ontario (T.L. Kennedy)
2	Tamara James	G/F	5-9	SO	Dania, Fla. (South Broward)
3	Melissa Knight	F	5-11	JR	Philadelphia, Pa. (William Penn Charter)
5	Imani Dhahabu	F/C	6-1	FR	Vallejo, Calif. (Salesian)
10	Yalonda McCormick	G	5-8	JR	Miami, Fla. (Monsignor Pace)
15	Vera Arsova	F	6-1	SR	STIP, Macedonia (Slavco Stojmenski)
21	Sandra Jansson	G	5-6	FR	Sodertalje, Sweden (Vastergards)
22	Fallon Phanord	G	5-9	JR	Miami, Fla. (Dr. Michael M. Krop)
23	Shaquana Wilkins	F	6-2	SR	Plymouth, Fla. (Winter Park)
30	Hutashi Wilson	G	5-6	SR	Toronto, Canada (Michael Power)
40	Katie Hayek	G	5-9	SO	Lancaster, Pa. (Lancaster Catholic)
53	Chanivia Broussard	F	6-0	SR	Miami, Fla. (Northwestern)

## NCAA TOURNAMENT TEAMS

**2010-11 Record: 28-5 (20-0 H, 6-3 A, 2-2 N)**

**ACC: 12-2 (Regular Season Co-Champions)**

**Head Coach: Katie Meier**

**Assistant Coaches: Darrick Gibbs, Carolyn Kieger, Vernetta Skeete**

1	Riquna Williams	G	5-6	JR	Pahokee, Fla. (Pahokee)
3	Stefanie Yderstrom	G	5-8	SO	Ostertalje, Sweden (Igelstaviken)
12	Krystal Saunders	G	5-8	FR	West Park, Fla. (South Broward)
21	Stephanie Gardner	G	5-7	FR	Glassboro, N.J. (Glassboro)
23	Shanel Williams	G	5-8	SO	Chesapeake, Va. (Indian River)
32	Morgan Stroman	F	6-1	SO	Hopkins, S.C. (Lower Richland)
34	Sylvia Bullock	F	6-2	JR	Anchorage, Alaska (South Anchorage)
42	Shenise Johnson	G	5-11	JR	Henrietta, N.Y. (Rush-Henrietta)
50	Maria Brown	F	6-1	FR	Monroe, La. (Ouchita Parish)
54	Selina Archer	C	6-4	FR	Clermont, Fla. (East Ridge)

**2011-12 Record: 26-6 (16-0 H, 9-5 A, 1-1 N)**

**ACC: 14-2**

**Head Coach: Katie Meier**

**Assistant Coaches: Darrick Gibbs, Carolyn Kieger, Vernetta Skeete**

1	Riquna Williams	G	5-6	SR	Pahokee, Fla. (Pahokee)
3	Stefanie Yderstrom	G	5-8	JR	Ostertalje, Sweden (Igelstaviken)
10	Michelle Woods	G	5-8	FR	Naples, Fla. (Community)
12	Krystal Saunders	G	5-8	SO	West Park, Fla. (South Broward)
15	Tyler Hobgood	F	6-1	FR	Oxford, N.C. (J.F. Webb)
23	Shanel Williams	G	5-8	JR	Chesapeake, Va. (Indian River)
24	Jessica Capers	F	6-2	JR	Gastonia, N.C. (Indian River CC)
32	Morgan Stroman	F	6-1	JR	Hopkins, S.C. (Lower Richland)
33	Suriya McGuire	G	5-11	FR	Minneapolis, Minn. (Roosevelt)
34	Sylvia Bullock	F	6-2	SR	Anchorage, Alaska (South Anchorage)
40	Shawnice Wilson	C	6-6	JR	Pittsburgh, Pa. (Pittsburgh)
42	Shenise Johnson	G	5-11	SR	Henrietta, N.Y. (Rush-Henrietta)
50	Maria Brown	F	6-1	SO	Monroe, La. (Ouchita Parish)
54	Selina Archer	C	6-4	SO	Clermont, Fla. (East Ridge)

**2012-13 Record: 21-11 (15-3 H, 5-7 A, 1-1 N)**

**ACC: 11-7**

**Head Coach: Katie Meier**

**Assistant Coaches: Darrick Gibbs, Carolyn Kieger, Octavia Blue**

1	Caprice Dennis	G	5-9	FR	Detroit, Mich. (Pershing)
3	Stefanie Yderstrom	G	5-8	SR	Ostertalje, Sweden (Igelstaviken)
10	Michelle Woods	G	5-8	SO	Naples, Fla. (Community)
12	Krystal Saunders	G	5-8	SO	West Park, Fla. (South Broward)
20	Keyona Hayes	F	6-1	FR	Marietta, Ga. (St. Francis)
21	Jassany Williams	F	6-2	JR	Davie, Fla. (Auburn)
32	Morgan Stroman	F	6-1	SR	Hopkins, S.C. (Lower Richland)
33	Suriya McGuire	G	5-11	SO	Minneapolis, Minn. (Roosevelt)
40	Shawnice Wilson	C	6-6	SR	Pittsburgh, Pa. (Pittsburgh)
50	Maria Brown	F	6-1	JR	Monroe, La. (Ouchita Parish)

# NCAA TOURNAMENT TEAMS

**2014-15 Record: 20-13 (15-3 H, 2-9 A, 3-1 N)**

**ACC: 8-8**

**Head Coach: Katie Meier**

**Assistant Coaches: Darrick Gibbs, Octavia Blue, Zach Kancher**

0	Keyanna Harris	F	6-0	FR	Riveria Beach, Fla. (William T. Dwyer)
3	Jessica Thomas	G	5-6	SO	Gainesville, Fla. (Buchholz)
5	Nigia Greene	G	5-10	SO	Atlanta, Ga. (St. Francis)
10	Michelle Woods	G	5-8	RJR	Naples, Fla. (Community)
14	Aisha Edwards	G	5-8	FR	Boca Raton, Fla. (West Boca Raton)
15	Necole Sterling	F	5-10	SR	Los Angeles, Calif. (Gulf Coast State College)
20	Keyona Hayes	F	6-1	JR	Marietta, Ga. (St. Francis)
21	Jassany Williams	F	6-2	RSR	Davie, Fla. (Auburn)
23	Adrienne Motley	G	5-9	SO	Newport News, Va. (Woodside)
25	Khaila Prather	F	6-1	FR	Upper Marlboro, Md. (Riverdale Baptist)
30	Erykah Davenport	F	6-2	FR	Decatur, Ga. (Tucker)
33	Suriya McGuire	G	5-11	SR	Minneapolis, Minn. (Roosevelt)

**2015-16 Record: 24-9 (13-3 H, 8-3 A, 3-3 N)**

**ACC: 10-6**

**Head Coach: Katie Meier**

**Assistant Coaches: Octavia Blue, Tia Jackson, Fitzroy Anthony**

0	Keyanna Harris	F	6-0	SO	Riveria Beach, Fla. (William T. Dwyer)
1	Laura Cornelius	G	5-8	FR	Groningen, Netherlands (Caland Lyceum)
3	Jessica Thomas	G	5-6	JR	Gainesville, Fla. (Buchholz)
5	Nigia Greene	G	5-10	JR	Atlanta, Ga. (St. Francis)
10	Michelle Woods	G	5-8	RSR	Naples, Fla. (Community)
20	Keyona Hayes	F	6-1	RJR	Marietta, Ga. (St. Francis)
21	Emese Hof	F/C	6-3	FR	Utrecht, Netherlands (Caland Lyceum)
22	Zada Williams	F/C	6-2	FR	Babson Park, Fla. (Lake Wales)
23	Adrienne Motley	G	5-9	JR	Newport News, Va. (Woodside)
25	Khaila Prather	F	6-1	SO	Upper Marlboro, Md. (Riverdale Baptist)
30	Erykah Davenport	F/C	6-2	SO	Decatur, Ga. (Tucker)

**2016-17 Record: 24-9 (14-2 H, 7-5 A, 3-2 N)**

**ACC: 10-6**

**Head Coach: Katie Meier**

**Assistant Coaches: Octavia Blue, Tia Jackson, Fitzroy Anthony**

0	Keyanna Harris	F	6-0	JR	Riveria Beach, Fla. (William T. Dwyer)
1	Laura Cornelius	G	5-8	SO	Groningen, Netherlands (Caland Lyceum)
3	Jessica Thomas	G	5-6	SR	Gainesville, Fla. (Buchholz)
4	Shaneese Bailey	G/F	5-9	RJR	Callahan, Fla. (Florida Atlantic)
5	Nigia Greene	G	5-10	SR	Atlanta, Ga. (St. Francis)
12	Sarah Mortensen	G/F	6-1	FR	Copenhagen, Denmark (Long Island Lutheran [N.Y.])
15	Neydja Petithomme	G	5-8	JR	Boca Raton, Fla. (Auburn)
20	Keyona Hayes	F	6-1	RSR	Marietta, Ga. (St. Francis)
21	Emese Hof	F/C	6-3	SO	Utrecht, Netherlands (Caland Lyceum)
22	Zada Williams	F/C	6-2	SO	Babson Park, Fla. (Lake Wales)
23	Adrienne Motley	G	5-9	SR	Newport News, Va. (Woodside)
25	Khaila Prather	F	6-1	JR	Upper Marlboro, Md. (Riverdale Baptist)
30	Erykah Davenport	F/C	6-2	JR	Decatur, Ga. (Tucker)
51	Serena-Lynn Geldof	C	6-6	FR	Ostend, Belgium (KA Redingenhof Leuven)

## NCAA TOURNAMENT TEAMS

**2017-18 Record: 21-11 (13-5 H, 5-4 A, 3-2 N)**

**ACC: 10-6**

**Head Coach: Katie Meier**

**Assistant Coaches: Octavia Blue, Tia Jackson, Fitzroy Anthony**

0	Keyanna Harris	F	6-0	SR	Riveria Beach, Fla. (William T. Dwyer)
1	Laura Cornelius	G	5-8	JR	Groningen, Netherlands (Caland Lyceum)
3	Endia Banks	G	5-9	FR	Duluth, Ga. (Duluth)
4	Shaneese Bailey	G/F	5-9	RSR	Callahan, Fla. (Florida Atlantic)
5	Mykea Gray	G	5-4	FR	Upper Marlboro, Md. (National Christian Academy)
12	Sarah Mortensen	G/F	6-1	SO	Copenhagen, Denmark (Long Island Lutheran [N.Y.])
13	Taylor Mason	G	5-9	FR	Decatur, Ga. (Norcross)
15	Neydja Petithomme	G	5-8	SR	Boca Raton, Fla. (Auburn)
20	Kelsey Marshall	G	5-9	FR	Davie, Fla. (Miami Country Day School)
21	Emese Hof	F/C	6-3	JR	Utrecht, Netherlands (Caland Lyceum)
23	Rebecca Ripley	G/F	6-0	FR	Stratham, N.H. (New Hampton School)
25	Khaila Prather	F	6-1	SR	Upper Marlboro, Md. (Riverdale Baptist)
30	Erykah Davenport	F/C	6-2	SR	Decatur, Ga. (Tucker)
32	Beatrice Mompremier	F	6-4	JR	Miami, Fla. (Baylor)
51	Serena-Lynn Geldof	C	6-6	SO	Ostend, Belgium (KA Redingenhof Leuven)

**2018-19 Record: 25-9 (17-3 H, 6-5 A, 2-1 N)**

**ACC: 12-4**

**Head Coach: Katie Meier**

**Assistant Coaches: Octavia Blue, Tia Jackson, Fitzroy Anthony**

1	Laura Cornelius	G	5-8	JR	Groningen, Netherlands (Caland Lyceum)
3	Endia Banks	G	5-9	FR	Duluth, Ga. (Duluth)
5	Mykea Gray	G	5-4	FR	Upper Marlboro, Md. (National Christian Academy)
12	Sarah Mortensen	G/F	6-1	SO	Copenhagen, Denmark (Long Island Lutheran [N.Y.])
13	Taylor Mason	G	5-9	FR	Decatur, Ga. (Norcross)
15	Jamir Huston	F	6-0	FR	Cleveland, Ohio (John Hay)
20	Kelsey Marshall	G	5-9	FR	Davie, Fla. (Miami Country Day School)
21	Emese Hof	F/C	6-3	JR	Utrecht, Netherlands (Caland Lyceum)
23	Rebecca Ripley	G/F	6-0	FR	Stratham, N.H. (New Hampton School)
25	Khaila Prather	F	6-1	SR	Upper Marlboro, Md. (Riverdale Baptist)
32	Beatrice Mompremier	F	6-4	JR	Miami, Fla. (Baylor)
33	Destiny Harden	F	6-0	SO	Chicago, Ill. (West Virginia)





## WNIT TEAMS

**1989-90 Record: 25-6 (13-1 H, 8-1 A, 4-4 N)**

**Head Coach: Ferne Labati**

**Assistant Coaches: Robin Harmony, Tim Rapant, Toni Smiley**

3	Lisa Jones	F	5-9	SR	Miami, Fla. (Florida JC)
12	Elaine Harlow	G	5-5	SR	Cocoa Beach, Fla. (Cocoa Beach)
14	Christi Johnson	G	5-5	SO	Chattanooga, Tenn. (Southridge [Fla.])
22	Merren Armour	G	5-9	SO	Annnville, Pa. (Annnville)
23	Tanya Wood	F	5-9	JR	Jersey City, N.J. (St. Peter's College)
24	Frances Savage	F	5-9	JR	Ft. Lauderdale, Fla. (Piper)
32	Margaret Farley	G/F	5-10	FR	Belle Glade, Fla. (Glades Central Community)
33	Vicki Bowers	F	5-10	SO	Nevada, Ohio (Upper Sandusky)
35	Belinda Kunczt	C	6-4	FR	Peru, Ind. (Maconaquah)
41	Sherri Eyer	F	5-10	SO	Hershey, Penn. (Hershey)
42	Jeannie Hebert	G	5-8	SO	North Pole, Alaska (Monroe Catholic)
43	Nanci Clayton	C	6-0	SR	Los Angeles, Calif. (Locke)

**1998-99 Record: 15-14 (10-4 H, 4-10 A, 1-0 N)**

**BIG EAST: 9-9**

**Head Coach: Ferne Labati**

**Assistant Coaches: Robin Harmony, Dan Olson, Toni Smiley**

4	Rachel Oates	G	5-4	SO	Plantation, Fla. (Dade Christian)
5	Sheila James	G	5-3	FR	Rubonia, Fla. (Palmetto)
10	Bianca Rosales	G	5-9	SO	Miami, Fla. (Holy Cross)
13	Gina Graziani	G	5-8	JR	Pembroke Pines, Fla. (Cooper City)
20	Shannon Drury	G	5-8	JR	Virginia Beach, Va. (Frank W. Cox)
23	Kym Hope	F/C	6-2	SR	Hollywood, Fla. (McArthur)
24	Dona Nando	G	5-6	SO	Flushing, N.Y. (Cardozo)
30	Toni Williams	F/C	6-4	FR	LaBelle, Fla. (LaBelle)
31	Cassandra Wimes	G	5-10	SR	Miami, Fla. (Central)
33	Kathryn Fowler	F	6-0	FR	New York, N.Y. (Christ the King)
34	Beth Barnhart	G	5-9	SR	Hodgen, Okla. (Moss School)
41	Camilla Östh	F/C	6-2	SO	Sodertalje, Sweden (Sodertalje BBK)
42	Jennifer Jordan	C	6-0	SR	Miami, Fla. (Norland)
45	Martha Bodley	C	6-3	FR	St. Croix, U.S.V.I. (St. Croix Educational)
52	Christal White	F	5-11	FR	Pittsburgh, Pa. (Mt. Alvernia)

**2001-02 Record: 19-12 (12-3 H, 5-8 A, 2-1 N)**

**BIG EAST: 10-6**

**Head Coach: Ferne Labati**

**Associate Head Coach: Robin Harmony**

**Assistant Coaches: Geneva Morgan, Nina Wagner**

3	Melissa Knight	F	5-11	FR	Philadelphia, Pa. (William Penn Charter)
5	Sheila James	G	5-5	SR	Orlando, Fla. (Palmetto)
10	Yalonda McCormick	G	5-8	FR	Miami, Fla. (Monsignor Pace)
14	Yolanda Whigham	G	5-8	FR	Plant City, Fla. (Plant City)
15	Vera Arsova	F	6-1	FR	STIP, Macedonia (Slavco Stojmrenski)
21	Amanda Papuga	G	5-10	JR	Oak Brook, Ill. (Lyons Township)
22	Fallon Phanord	G	5-9	FR	Miami, Fla. (Dr. Michael M. Krop)
23	Shaquana Wilkins	F	6-2	SO	Plymouth, Fla. (Winter Park)
25	Meghan Saake	G	5-10	JR	Wellington, Fla. (Wellington)
30	Hutashi Wilson	G	5-6	SO	Toronto, Canada (Michael Power)
33	Kathryn Fowler	F	6-0	SR	New York, N.Y. (Christ the King)
34	Alicia Hartlaub	F	6-2	JR	Schaefferstown, Pa. (Elco)
45	Martha Bodley	C	6-3	SR	St. Croix, U.S.V.I. (St. Croix Educational)
53	Chanivia Broussard	F	6-0	SO	Miami, Fla. (Northwestern)

## WNIT TEAMS

**2005-06 Record: 17-13 (13-5 H, 4-6 A, 0-2 N)**

**ACC: 6-8**

**Head Coach: Katie Meier**

**Assistant Coaches: Darrick Gibbs, Angie Hembree, Tombi Bell**

00	Amy Audibert	F/C	6-3	JR	Niagara Falls, Ont., Canada (A.N. Myer)
1	Tatjana Marincic	G/F	6-1	SR	Mississauga, Ont., Canada (T.L. Kennedy)
2	Tamara James	G/F	5-9	SR	Dania, Fla. (South Broward)
3	Melissa Knight	F	5-11	SR	Philadelphia, Pa. (William Penn Charter)
4	Lamese James	G/F	6-0	SO	Hollywood, Fla. (South Broward)
5	Imani Dhahabu	F/C	6-1	JR	Vallejo, Calif. (Salesian)
20	Albrey Grimsley	G	5-9	SO	Fort Pierce, Fla. (Centennial)
21	Renee Taylor	G	5-2	JR	Harlem, N.Y. (Monroe CC)
23	LaToya Cunningham	G	5-6	FR	Vallejo, Calif. (La Jolla Country Day)
30	Selena Eskinazi-Budge	G	5-9	SO	Beachwood, Ohio (Beachwood)
32	Brittany Denson	C	6-3	FR	Winter Haven, Fla. (Winter Haven)
33	Marianne Curtis	G	5-8	SO	Miami, Fla. (Palmetto)
40	Katie Hayek	G	5-9	SR	Lancaster, Pa. (Lancaster Catholic)

**2009-10 Record: 22-14 (13-6 H, 9-7 A, 0-1 N)**

**ACC: 4-10**

**Head Coach: Katie Meier**

**Assistant Coaches: Darrick Gibbs, Carolyn Kieger, Lonnette Hall**

1	Riquna Williams	G	5-6	SO	Pahokee, Fla. (Pahokee)
3	Stefanie Yderstrom	G	5-8	FR	Ostertalje, Sweden (Igelstaviken)
13	Hannah Shaw	C	6-4	FR	Nottingham, England (Beckett School)
14	Charmaine Clark	G/F	5-11	SR	Hinesville, Ga. (Bradwell Institute)
23	Shanel Williams	G	5-8	FR	Chesapeake, Va. (Indian River)
31	Lee Anna Osei	G	5-3	FR	Toronto, Ont., Canada (Commerce)
32	Morgan Stroman	F	6-1	FR	Hopkins, S.C. (Lower Richland)
33	Diane Barnes	F	6-2	SR	Lakeland, Fla. (Trinity Valley CC)
34	Sylvia Bullock	F	6-2	SO	Anchorage, Alaska (South Anchorage)
42	Shenise Johnson	G	5-11	SO	Henrietta, N.Y. (Rush-Henrietta)

**2013-14 Record: 16-15 (10-9 H, 6-5 A, 0-1 N)**

**ACC: 8-8**

**Head Coach: Katie Meier**

**Assistant Coaches: Darrick Gibbs, Carolyn Kieger, Octavia Blue**

1	Caprice Dennis	G	5-9	SO	Detroit, Mich. (Pershing)
3	Jessica Thomas	G	5-6	FR	Gainesville, Fla. (Buchholz)
5	Nigia Greene	G	5-10	FR	Atlanta, Ga. (St. Francis)
10	Michelle Woods	G	5-8	JR	Naples, Fla. (Community)
13	Tara Scwhitter	G	5-7	SR	Oradell, N.J. (Immaculate Heart Academy)
12	Krystal Saunders	G	5-8	SR	West Park, Fla. (South Broward)
15	Necole Sterling	F	5-10	JR	Los Angeles, Calif. (Gulf Coast State College)
20	Keyona Hayes	F	6-1	SO	Marietta, Ga. (St. Francis)
21	Jassany Williams	F	6-2	RJR	Davie, Fla. (Auburn)
33	Suriya McGuire	G	5-11	JR	Minneapolis, Minn. (Roosevelt)
23	Adrienne Motley	G	5-9	FR	Newport News, Va. (Woodside)
50	Maria Brown	F	6-1	SR	Monroe, La. (Ouachita Parish)



# HURRICANE HONORS

## National Accolades

### National Player of the Year

Name	Organization	Year
Frances Savage	Sports Illustrated	1991-92

### All-Americans

Name	Organization	Team	Year
Maria Rivera	Kodak/WBCA	Hon. Mention	1987-88
Frances Savage	Kodak/WBCA	Hon. Mention	1990-91
Frances Savage	AP	Second	1990-91
Jeannie Hebert	WBBY	Hon. Mention	1991-92
Vicki Plowden	WBBY	Hon. Mention	1991-92
Frances Savage	Kodak/WBCA	First	1991-92
Vicki Plowden	Kodak/WBCA	Hon. Mention	1992-93
Octavia Blue	Kodak/WBCA	Hon. Mention	1997-98
Octavia Blue	WBNS	Third	1997-98
Tamara James	Kodak/WBCA	Hon. Mention	2002-03
Tamara James	AP	Hon. Mention	2002-03
Tamara James	Full Court Press	Hon. Mention	2003-04
Tamara James	Kodak/WBCA	Hon. Mention	2004-05
Tamara James	AP	Hon. Mention	2004-05
Tamara James	WBNS	Second	2005-06
Tamara James	Full Court Press	Third	2005-06
Tamara James	AP	Hon. Mention	2005-06
Tamara James	Kodak/WBCA	Hon. Mention	2005-06
Shenise Johnson	State Farm/WBCA	First	2010-11
Shenise Johnson	USBWA	First	2010-11
Shenise Johnson	Full Court Press	Second	2010-11
Shenise Johnson	AP	Third	2010-11
Riquana Williams	AP	Hon. Mention	2010-11
Shenise Johnson	WBCA	First	2011-12
Shenise Johnson	USBWA	First	2011-12
Shenise Johnson	NetScouts	First	2011-12
Shenise Johnson	CSM	First	2011-12
Shenise Johnson	AP	Second	2011-12
Riquana Williams	AP	Third	2011-12
Adrienne Motley	WBCA	Hon. Mention	2015-16
Beatrice Mompremier	AP/WBCA	Hon. Mention	2018-19

AP—Associated Press

CSM—College Sports Madness

S&S—Street & Smith's

WBBY—Women's Basketball Yearbook

WBCA—Women's Basketball Coaches Association

WBNS—Women's Basketball News Service

USBWA—United States Basketball Writers Association

### Preseason All-Americans

Name	Organization	Team	Year
Frances Savage	S&S	Hon. Mention	1989-90
Jeannie Hebert	S&S	Hon. Mention	1991-92
Frances Savage	WBBY	Hon. Mention	1991-92
Tamara James	S&S	Hon. Mention	2003-04
Shenise Johnson	AP	First	2011-12
Adrienne Motley	CSM	Fourth	2016-17

### Freshman All-Americans

Name	Organization	Year
Maria Rivera	WBBY	1983-84
Joani Bowles	WBBY	1989-90
Jeannie Hebert	WBBY	1988-89
Ronnie McGary	WBBY	1990-91

## Atlantic Coast Conference Awards

### Player of the Year

Name	Year
Shenise Johnson	2010-11

### Preseason Player of the Year

Name	Year
Shenise Johnson	2011-12

### Most Improved Player

Name	Year
Emese Hof	2018-19

## BIG EAST Conference Awards

### Player of the Year

Name	Year
Frances Savage	1991-92

### Preseason Player of the Year

Name	Year
Vicki Plowden	1992-93

### Defensive Player of the Year

Name	Year
Meghan Saake	2001-02

### Freshman of the Year

Name	Year
Holly Rilingier	1992-93

### Most Improved Player

Name	Year
Frances Savage	1991-92
Kym Hope	1997-98

## All-ACC Teams

### All-ACC

Name	Team	Year
Tamara James	First	2004-05
Tamara James	First	2005-06
Renee Taylor	Hon. Mention	2005-06
Renee Taylor	Second	2006-07
Maurita Reid	Hon. Mention	2007-08
Shenise Johnson	Hon. Mention	2008-09
Shenise Johnson	First	2009-10
Riquana Williams	Second	2009-10
Shenise Johnson	First	2010-11
Riquana Williams	First	2010-11
Morgan Stroman	Third	2010-11
Shenise Johnson	First	2011-12
Riquana Williams	First	2011-12
Stefanie Yderstrom	Third	2011-12
Morgan Stroman	First (BRP, HC)	2012-13
Stefanie Yderstrom	First (HC)	2012-13
Adrienne Motley	First (BRP, HC)	2014-15
Adrienne Motley	First (BRP, HC)	2015-16
Adrienne Motley	Second (BRP, HC)	2016-17
Jessica Thomas	Second (BRP, HC)	2016-17

# HURRICANE HONORS

Erykah Davenport	Second (BRP, HC)	2017-18
Emese Hof	First (BRP, HC)	2018-19
Beatrice Mompremier	First (BRP, HC)	2018-19

*The Blue Ribbon Panel (BRP) and ACC Coaches (HC) began selecting separate teams in 2012-13*

## Preseason All-ACC

Name	Year
Tamara James	2004-05
Tamara James	2005-06
Shenise Johnson	2010-11
Shenise Johnson	2011-12
Riquna Williams	2011-12
Stefanie Yderstrom (BRP, HC)	2012-13
Adrienne Motley (BRP, HC)	2015-16
Adrienne Motley (BRP, HC)	2016-17

## All-ACC Defensive Team

Name	Year
Maurita Reid	2007-08
Shenise Johnson	2009-10
Shenise Johnson	2010-11
Shenise Johnson	2011-12
Morgan Stroman	2012-13
Emese Hof	2018-19

## ACC All-Freshman Team

Name	Team	Year
Shenise Johnson	First	2008-09
Adrienne Motley	First (BRP, HC)	2013-14
Mykea Gray	First (BRP, HC)	2017-18
Kelsey Marshall	First (BRP)	2017-18

## Past All-Conference Teams

### Past All-Conference

Name	Conference	Team	Year
Jill Poorman	FSAC	First	1979-80
Sylvia Wilson	FSAC	First	1979-80
Dottie Richardson	FSAC	First	1980-81
Sylvia Wilson	FSAC	First	1980-81
Joani Bowles	FSAC	Second	1983-84
Cordelia Fulmore	FSAC	First	1983-84
Vicki Plowden	NSWAC	First	1990-91
Jeannie Hebert	NSWAC	Second	1990-91
Jeannie Hebert	BIG EAST	Second	1991-92
Frances Savage	BIG EAST	First	1991-92
Vicki Plowden	BIG EAST	First	1991-92
Vicki Plowden	BIG EAST	First	1992-93
Holly Ringer	BIG EAST	Third	1992-93
Della Wilson	BIG EAST	Second	1992-93
Desma Thomas	BIG EAST	Third	1993-94
Octavia Blue	BIG EAST	Third	1995-96
Octavia Blue	BIG EAST	Third	1996-97
Desma Thomas	BIG EAST	Third	1996-97
Octavia Blue	BIG EAST	First	1997-98
Kym Hope	BIG EAST	First	1997-98
Kym Hope	BIG EAST	First	1998-99
Jennifer Jordan	BIG EAST	Third	1998-99
Chanivia Broussard	BIG EAST	Second	2001-02
Meghan Saake	BIG EAST	Hon. Mention	2001-02
Tamara James	BIG EAST	Second	2002-03
Chanivia Broussard	BIG EAST	Third	2003-04

Tamara James	BIG EAST	First	2003-04
Yalonda McCormick	BIG EAST	Hon. Mention	2003-04

FSAC—Florida State Athletic Conference (AIAW)

NSWAC—New South Women's Athletic Conference

## Past Preseason All-Conference

Name	Conference	Team	Year
Frances Savage	BIG EAST	First	1991-92
Vicki Plowden	BIG EAST	First	1992-93
Desma Thomas	BIG EAST	Second	1994-95
Octavia Blue	BIG EAST	Second	1995-96
Octavia Blue	BIG EAST	Second	1996-97
Octavia Blue	BIG EAST	First	1997-98
Kym Hope	BIG EAST	First	1997-98
Chanivia Broussard	BIG EAST	First	2002-03
Tamara James	BIG EAST	First	2003-04

## Past Preseason Conference All-Freshman Team

Name	Conference	Team	Year
Holly Rlinger	BIG EAST	Second	1992-93
Veronica Watson	BIG EAST	First	1992-93
Jill Henne	BIG EAST	Second	1993-94
Octavia Blue	BIG EAST	First	1994-95
Chanivia Broussard	BIG EAST	First	2000-01
Tamara James	BIG EAST	First	2002-03

## Conference Leaders

### ACC

Name	Category	Year
Tamara James	Scoring	2004-05
Tamara James	Scoring	2005-06
Renee Taylor	Scoring	2006-07
Riquna Williams	Scoring	2010-11

### BIG EAST

Name	Category	Year
Frances Savage	Rebounding	1991-92
Jeannie Hebert	Assists	1991-92
Gina Graziani	Assists	1996-97
Desma Thomas	3-Pointers	1996-97
Gina Graziani	Assists	1997-98
Kym Hope	Rebounding	1997-98
Gina Graziani	Assists	1999-00
Tamara James	Scoring	2002-03

## Atlantic Coast Conference Academic Honors

### All-ACC Academic Team

Name	Year
Tatjana Marincic	2004-05
Tatjana Marincic	2005-06
Amy Audibert	2006-07
Epiphany Woodson	2007-08
Morgan Stroman	2009-10
Stefanie Yderstrom	2010-11
Stefanie Yderstrom	2011-12
Stefanie Yderstrom	2012-13
Adrienne Motley	2013-14
Jassany Williams	2014-15



# HURRICANE HONORS

Emese Hof	2015-16
Jessica Thomas	2015-16
Laura Cornelius	2016-17
Emese Hof	2016-17
Jessica Thomas	2016-17
Endia Banks	2017-18
Emese Hof	2017-18
Kelsey Marshall	2017-18
Emese Hof	2018-19
Laura Cornelius	2018-19

## ACC Honor Roll

Name	Year
Amy Audibert	2004-05
Marianne Curtis	2004-05
Selena Eskinazi	2004-05
Tatjana Marincic	2004-05
Marianne Curtis	2005-06
Amy Audibert	2006-07
Marianne Curtis	2006-07
Briyana Blair	2007-08
LaToya Drake	2007-08
Damisha Moore	2007-08
Vitalia Vasconiante	2007-08
Epiphany Woodson	2007-08
LaToya Cunningham	2008-09
LaToya Drake	2008-09
Sylvia Bullock	2010-11
Stefanie Yderstrom	2010-11
Stefanie Yderstrom	2011-12
Morgan Stroman	2012-13
Jassany Williams	2012-13
Stefanie Yderstrom	2012-13
Shawnice Wilson	2012-13
Krystal Saunders	2013-14
Jessica Thomas	2013-14
Jassany Williams	2013-14
Keyona Hayes	2014-15
Jassany Williams	2014-15
Laura Cornelius	2015-16
Erykah Davenport	2015-16
Emese Hof	2015-16
Khaila Prather	2015-16
Laura Cornelius	2016-17
Serena Lynn-Geldof	2016-17
Keyanna Harris	2016-17
Keyona Hayes	2016-17
Emese Hof	2016-17
Sarah Mortensen	2016-17
Adrienne Motley	2016-17
Jessica Thomas	2016-17
Shaneese Bailey	2017-18
Endia Banks	2017-18
Laura Cornelius	2017-18
Keyanna Harris	2017-18
Emese Hof	2017-18
Kelsey Marshall	2017-18
Sarah Mortensen	2017-18
Khaila Prather	2017-18
Laura Cornelius	2018-19
Emese Hof	2018-19
Kelsey Marshall	2018-19
Sarah Mortensen	2018-19
Khaila Prather	2018-19

## All-Tournament Teams

### NCAA Tournament

Name	Region	Year
Vicki Plowden	East	1991-92

### WNIT

Name	Year
Frances Savage	1989-90
Shenise Johnson	2009-10
Riquna Williams	2009-10

### ACC Tournament

Name	Team	Year
Tamara James	Second	2004-05
Shenise Johnson	First	2010-11
Riquna Williams	Second	2010-11
Shawnice Wilson	Second	2011-12
Jessica Thomas	Second	2015-16
Keyona Hayes	Second	2016-17

### BIG EAST Tournament

Name	Year
Jeannie Hebert	1991-92
Vicki Plowden	1991-92
Frances Savage (MVP)	1991-92
Carla Harris	1992-93
Vicki Plowden	1992-93
Holly Rilinger	1992-93
Desma Thomas	1996-97
Kym Hope	1997-98
Tamara James	2002-03

### NSWAC Tournament

Name	Year
Jeannie Hebert (MVP)	1990-91
Vicki Plowden	1990-91

## ACC Weekly Awards

### Player of the Week

Name	Date	Year
Tamara James	1/3	2004-05
Tamara James	2/7	2004-05
Tamara James	2/14	2004-05
Tamara James	12/5	2005-06
Renee Taylor	11/20	2006-07
Riquna Williams	11/16	2009-10
Riquna Williams	1/11	2009-10
Shenise Johnson	2/8	2009-10
Riquna Williams	12/13	2010-11
Riquna Williams	12/27	2010-11
Shenise Johnson	1/3	2010-11
Riquna Williams	1/17	2010-11
Riquna Williams	1/31	2010-11
Shenise Johnson	2/14	2010-11
Shenise Johnson	2/21	2010-11
Shenise Johnson	11/28	2011-12
Riquna Williams	12/12	2011-12
Morgan Stroman	2/11	2012-13
Shawnice Wilson	3/4	2012-13
Adrienne Motley	1/12	2014-15
Beatrice Mompremier	1/7	2018-19

# HURRICANE HONORS

Beatrice Mompremier	1/21	2018-19
Beatrice Mompremier	2/11	2018-19
Beatrice Mompremier	2/18	2018-19

<i>Riquna Williams</i>	7x
<i>Shenise Johnson</i>	5x
<i>Tamara James</i>	4x
<i>Beatrice Mompremier</i>	3x
<i>Emese Hof</i>	1x
<i>Adrienne Motley</i>	1x
<i>Morgan Stroman</i>	1x
<i>Renee Taylor</i>	1x
<i>Shawnice Wilson</i>	1x

## Rookie of the Week

Name	Date	Year
Brittany Denson	1/9	2005-06
Shenise Johnson	12/1	2008-09
Shenise Johnson	1/5	2008-09
Shenise Johnson	2/23	2008-09
Morgan Stroman	1/11	2009-10
Keyona Hayes	2/11	2012-13
Adrienne Motley	2/3	2013-14
Mykea Gray	11/13	2017-18
Mykea Gray	11/27	2017-18

<i>Shenise Johnson</i>	3x
<i>Mykea Gray</i>	2x
<i>Brittany Denson</i>	1x
<i>Keyona Hayes</i>	1x
<i>Adrienne Motley</i>	1x
<i>Morgan Stroman</i>	1x

## BIG EAST Weekly Awards

### Player of the Week

Name	Date	Year
Vicki Plowden	12/23	1991-92
Frances Savage	12/30	1991-92
Frances Savage	1/19	1991-92
Frances Savage	2/9	1991-92
Frances Savage	2/16	1991-92
Frances Savage	3/2	1991-92
Vicki Plowden	1/10	1992-93
Vicki Plowden	2/21	1992-93
Octavia Blue	12/27	1995-96
Jennifer Jordan	1/29	1995-96
Octavia Blue	12/7	1997-98
Octavia Blue	12/12	1997-98
Kym Hope	1/4	1997-98
Kym Hope	2/8	1997-98
Octavia Blue	2/12	1997-98
Jennifer Jordan	1/18	1998-99
Kym Hope	2/22	1998-99
Dalia Clarke	1/15	2000-01
Chanivia Broussard	12/10	2001-02
Meghan Saake	12/17	2001-02
Shaquana Wilkins	1/21	2001-02
Tamara James	11/23	2003-04
Tamara James	2/23	2003-04

<i>Frances Savage</i>	5x
<i>Octavia Blue</i>	4x
<i>Kym Hope</i>	3x
<i>Vicki Plowden</i>	3x

<i>Tamara James</i>	2x
<i>Jennifer Jordan</i>	2x
<i>Chanivia Broussard</i>	1x
<i>Dalia Clarke</i>	1x
<i>Meghan Saake</i>	1x
<i>Shaquana Wilkins</i>	1x

### Freshman of the Week

Name	Date	Year
Holly Rilinger	1/4	1992-93
Holly Rilinger	1/17	1992-93
Holly Rilinger	2/1	1992-93
Holly Rilinger	2/15	1992-93
Sheron Murray	12/13	1993-94
MeChelle Murray	12/19	1994-95
Octavia Blue	1/23	1994-95
Amanda Papuga	11/22	1999-00
Alicia Hartlaub	1/17	1999-00
Chanivia Broussard	1/15	2000-01
Tamara James	11/25	2002-03
Tamara James	12/2	2002-03
Tamara James	12/23	2002-03
Tamara James	1/6	2002-03
Tamara James	1/13	2002-03

<i>Tamara James</i>	5x
<i>Holly Rilinger</i>	4x
<i>Octavia Blue</i>	1x
<i>Chanivia Broussard</i>	1x
<i>Alicia Hartlaub</i>	1x
<i>MeChelle Murray</i>	1x
<i>Sheron Murray</i>	1x
<i>Amanda Papuga</i>	1x

# HURRICANES IN THE POLLS

## 1984-85

Date	AP	USA Today	Record
Jan. 6	20		11-3
Jan. 13	20		13-3

## 1991-92

Date	AP	USA Today	Record
Dec. 22	25		5-1
Jan. 5	25		9-1
Jan. 12	19		12-1
Jan. 19	14		14-1
Jan. 26	12		16-1
Feb. 2	9		18-1
Feb. 9	8		20-1
Feb. 16	8		21-1
Feb. 23	8		23-1
Mar. 1	7		25-1
Mar. 8	6		27-1
Mar. 15	6		30-2

## 1992-93

Date	AP	USA Today	Record
Nov. 24*	20		0-0
Dec. 8	18		1-0
Dec. 15	16		2-0
Dec. 22	20		3-1
Dec. 29	22		5-1
Mar. 9	24		23-6
Mar. 16	20		23-6

## 2003-04

Date	AP	USA Today	Record
Jan. 5	25		12-0
Jan. 12	21		13-1
Jan. 19	18		16-1
Jan. 26	17		17-1
Feb. 2	22		17-4
Feb. 16	22		19-4
Feb. 23	21		21-4

## 2010-11

Date	AP	USA Today	Record
Jan. 12	22	25	16-1
Jan. 17	17	22	18-1
Jan. 24	16	22	18-1
Jan. 31	18	21	20-2
Feb. 7	20	21	20-3
Feb. 14	13	16	22-3
Feb. 21	12	14	23-3
Feb. 28	10	10	26-3
Mar. 7	11	10	27-4
Final		16	28-5

## 2011-12

Date	AP	USA Today	Record
Oct. 29	7	7	0-0
Nov. 14	7	7	1-0
Nov. 21	9	9	2-1
Nov. 28	9	9	5-1
Dec. 5	9	9	7-1
Dec. 12	7	8	8-1
Dec. 19	7	7	9-1
Dec. 26	12	10	9-2
Jan. 2	12	13	11-2
Jan. 9	13	11	12-3
Jan. 16	11	10	15-3
Jan. 23	10	8	16-3
Jan. 30	7	7	19-3
Feb. 6	6	6	20-3
Feb. 13	6	6	22-3
Feb. 20	5	5	24-3
Feb. 27	7	7	25-4
Mar. 5	8	9	25-5
Mar. 12	8	9	25-5
Final		11	26-6

## 2012-13

Date	AP	USA Today	Record
Oct. 24	24		0-0
Nov. 12	23		1-0
Dec. 3	23		5-1
Dec. 10	21		7-1
Jan. 7	24		12-2
Jan. 14	25		12-4
Jan. 21	23		13-5

## 2015-16

Date	AP	USA Today	Record
Dec. 8		22	10-0
Dec. 15	23	21	10-0
Dec. 22	23	20	11-1
Dec. 28	22	20	12-1
Jan. 11	21	20	15-2
Jan. 18	16	16	17-2
Jan. 25	17	17	17-3
Feb. 1	16	20	18-3
Feb. 8	19	17	20-4
Feb. 15	18	17	21-5
Feb. 22	17	17	22-5
Feb. 29	21	21	22-7
Mar. 7	20	19	24-8
Mar. 14	19	192	24-8
Final		24	24-9



# HURRICANES IN THE POLLS

## 2016-17

Date	AP	USA Today	Record
Nov. 4	14	20	0-0
Nov. 14	22	22	1-1
Nov. 21	21	22	3-1
Nov. 28	18	16	5-1
Dec. 5	14	13	7-1
Dec. 12	13	12	8-1
Dec. 19	11	11	9-1
Dec. 26	11	11	11-1
Jan. 2	14	14	11-2
Jan. 9	14	14	13-3
Jan. 16	14	14	14-4
Jan. 23	17	17	14-5
Jan. 30	16	16	16-5
Feb. 6	16	17	17-5
Feb. 13	16	17	19-6
Feb. 20	17	17	19-7
Feb. 27	16	16	21-7
Mar. 6	16	16	23-8
Mar. 13	16	16	23-8
Final		19	24-9

## 2017-18

Date	AP	USA Today	Record
Oct. 26		24	0-0

## 2018-19

Date	AP	USA Today	Record
Oct. 31	25	24	0-0
Nov. 12	24		3-0
Nov. 19	24	22	4-1
Nov. 26	21	20	6-1
Dec. 3	25	23	7-2
Dec. 10	24	22	8-2
Dec. 17	24	23	9-2
Dec. 24	24	23	11-2
Jan. 7		23	14-3
Jan. 21		23	16-4
Jan. 28		23	18-4
Feb. 4	25	25	19-5
Feb. 11	20	20	21-5
Feb. 18	14	14	22-5
Feb. 25	15	16	23-6
Mar. 4	16	15	24-7
Mar. 11	19	16	24-8
Mar. 18	19	15	24-8
Final		20	25-9

# TEAM GAME RECORDS

## Margin of Victory

Category	Points	Opponent	Date
Largest Margin of Victory	81	Prairie View A&M (UM, 107-26)	1/17/11
Largest Margin of Defeat	69	at Texas (UT, 112-43)	2/17/86
Largest Margin of Victory at Home	81	Prairie View A&M (UM, 107-26)	1/17/11
Largest Margin of Defeat at Home	58	Maryland (MD, 111-53)	1/10/07
Largest Margin of Victory on Road	63	at Miami-Dade New World (UM, 98-35)	12/10/79
Largest Margin of Defeat on Road	69	at Broward Central (UM, 101-38) at Texas (UT, 112-43)	11/28/79 2/17/86

## Points

Category	Points	Opponent	Date
Most Points	112	Stetson	1/12/91
Fewest Points	21	Miami-Dade North	1/9/73
Most Points Allowed	112	at Texas	2/17/86
Fewest Points Allowed	19	Miami-Dade New World	2/14/80
Most Points in an ACC Game	100	North Carolina	1/26/17
Most Points at Home	112	Stetson	1/12/91
Most Points on Road	111	at CSU Bakersfield	11/15/09
Most Points Neutral	98	vs. Stetson&	3/7/91
Most Points in a Loss	93	Duke (20T)	2/19/06
Most Points Combined	204	at CSU Bakersfield (UM, 111-93)	11/15/09

## Points in a Quarter^

Category	Points	Opponent	Date
Most Points in a Quarter	33	Alabama (2nd)	12/21/18
Fewest Points in a Quarter	1	at Colorado (1st)	11/18/17
Most Points Allowed in a Quarter	33	vs. Quinnipiac (4th)!	3/17/18
Fewest Points Allowed in a Quarter	2	at Pittsburgh (2nd)	2/10/19
		Bethune-Cookman (2nd)	12/28/17
		Duke (2nd)	2/7/16
		Coppin State (3rd)	12/19/16
Most Points Combined in a Quarter	52	North Carolina (UM, 27-25, 4th)	1/26/17
Fewest Points Combined in a Quarter	8	at Colorado (CU, 7-1, 1st)	11/18/17
Largest Positive Margin in a Quarter	+22	at Clemson (UM, 26-4, 1st)	1/10/16
		Milwaukee (UM, 26-4, 4th)	11/27/15
Largest Negative Margin in a Quarter	-19	at Virginia (VA, 28-9, 2nd)	1/3/16
Most Points in a Quarter at Home	31	North Carolina (3rd)	1/26/17
Most Points Allowed in a Quarter at Home	28	Florida State (1st)	2/11/18
		Florida State (3rd)	12/29/16
Most Points in a Quarter on the Road	29	at Notre Dame (4th)	2/14/16
Most Points Allowed in a Quarter on the Road	29	at Florida State (1st)	1/11/18
		at Ohio State (3rd)	12/1/16
Most Points in a Quarter at Neutral Site	30	vs. Indiana (3rd)	12/20/15
Most Points Allowed in a Quarter at Neutral Site	29	vs. Baylor (2nd)	12/19/15

^ - NCAA switched to the quarter system in advance of the 2015-16 season

## Field Goals

Category	FG	Opponent	Date
Most Field Goal Attempts	102	FIU	1/15/80
Fewest Field Goal Attempts	41	Rutgers	2/6/97
Most Field Goals Made	51	FIU	1/27/81
Fewest Field Goals Made	9	Rutgers	12/16/12
Highest Field Goal Percentage	.661 (39-59)	Bethune-Cookman	12/1/87
Lowest Field Goal Percentage	.191 (9-47)	Rutgers	12/16/12

## Free Throws

Category	FT	Opponent	Date
Most Free Throw Attempts	56	Homestead AFB	1/14/76
Fewest Free Throw Attempts	2	Illinois-Chicago	12/16/89
Most Free Throws Made	35*	Pittsburgh	1/21/99
Fewest Free Throws Made	1	at West Virginia	1/8/02
Highest Free Throw Percentage	1.000 (12-12)*	Jacksonville	11/13/07
Lowest Free Throw Percentage	.143 (1-7)	at West Virginia	1/8/02

## Rebounds

Category	Reb	Opponent	Date
Most Rebounds	72	Stetson@	3/4/82
Fewest Rebounds	18	Stetson	2/13/89

## TEAM GAME RECORDS

### Assists

<i>Category</i>	<i>Ast</i>	<i>Opponent</i>	<i>Date</i>
Most Assists	32*	North Carolina A&T	12/28/05
Fewest Assists	0	Illinois	12/14/85

### Blocked Shots

<i>Category</i>	<i>Blk</i>	<i>Opponent</i>	<i>Date</i>
Most Blocked Shots	12	FIU	2/21/81
Fewest Blocked Shots	0*	Tennessee	11/15/11

### Steals

<i>Category</i>	<i>Stl</i>	<i>Opponent</i>	<i>Date</i>
Most Steals	38	Broward Central	2/12/80
Fewest Steals	1*	Villanova&	3/10/03

### Turnovers

<i>Category</i>	<i>TO</i>	<i>Opponent</i>	<i>Date</i>
Most Turnovers	50	Florida	1/12/80
Fewest Turnovers	3	Boston College	2/1/92

### Personal Fouls

<i>Category</i>	<i>PF</i>	<i>Opponent</i>	<i>Date</i>
Fewest Personal Fouls	5	Seton Hall	1/5/92

\* - recorded more than once with most recent listed

vs. - neutral site game

\$ - NSWAC Tournament game

! - NCAA Tournament game

@ - FAIAW State Championship Tournament game

& - BIG EAST Tournament game



# TEAM NCAA TOURNAMENT GAME RECORDS

## Margin of Victory

Category	Points	Opponent	Date
Largest Margin of Victory	29	vs. Idaho State (UM, 70-41)	3/17/12
Largest Margin of Defeat	24	at Oklahoma State (OSU, 93-69)	3/15/89

## Points

Category	Points	Opponent	Date
Most Points	86	vs. Washington North Carolina	3/20/15 3/21/92
Fewest Points	49	vs. Clemson	3/14/98
Most Points Allowed	93	at Oklahoma State	3/15/89
Fewest Points Allowed	41	vs. Idaho State	3/17/12
Most Points in a Loss	85	vs. Maryland	3/21/04
	85	at New Mexico (OT)	3/22/03
Most Points Combined	176	at New Mexico (UNM, 91-85, OT)	3/22/03

## Points in a Quarter^

Category	Points	Opponent	Date
Most Points in a Quarter	23	Quinnipiac (4th) vs. South Dakota State (4th)	3/20/17 3/19/16
Fewest Points in a Quarter	9	vs. South Dakota State (3rd)	3/19/16
Most Points Allowed in a Quarter	33	vs. Quinnipiac (4th)	3/17/18
Fewest Points Allowed in a Quarter	9	FGCU (2nd)	3/18/17
Most Points Combined in a Quarter	51	vs. Quinnipiac (QU, 33-18, 4th)	3/17/18
Fewest Points Combined in a Quarter	23	FGCU (UM, 14-9, 2nd)	3/18/17
Largest Positive Margin in a Quarter	+7	FGCU (UM, 21-14, 4th)	3/22/19
Largest Negative Margin in a Quarter	-15	vs. Quinnipiac (QU, 33-18, 4th)	3/17/18

^ - NCAA switched to the quarter system in advance of the 2015-16 season

## Field Goals

Category	FG	Opponent	Date
Most Field Goal Attempts	81	at New Mexico (OT)	3/22/03
Fewest Field Goal Attempts	43	North Carolina	3/21/92
Most Field Goals Made	34	at New Mexico (OT)	3/22/03
Fewest Field Goals Made	13	vs. Clemson	3/14/98
Highest Field Goal Percentage	.651 (28-43)	North Carolina	3/21/92
Lowest Field Goal Percentage	.260 (13-50)	vs. Clemson	3/14/98

## 3-Point Field Goals

Category	3FG	Opponent	Date
Most 3-Point Attempts	23	vs. Oklahoma	3/22/11
Fewest 3-Point Attempts	1	North Carolina	3/21/92
Most 3-Pointers Made	8	at New Mexico (OT)	3/22/03
		vs. Oklahoma	3/22/11
Fewest 3-Pointers Made	0	St. Peter's	3/17/93
		North Carolina	3/21/92
Highest 3-Point Percentage	.583 (7-12)	vs. Washington	3/20/15
Lowest 3-Point Percentage	.000 (0-2)	St. Peter's	3/17/93

## Free Throws

Category	FT	Opponent	Date
Most Free Throw Attempts	40	vs. Washington	3/20/15
Fewest Free Throw Attempts	10	at Gonzaga	3/19/12
		at New Mexico (OT)	3/22/03
Most Free Throws Made	30	North Carolina	3/21/92
Fewest Free Throws Made	7	at Iowa	3/22/15
Highest Free Throw Percentage	.900 (9-10)	at Gonzaga	3/19/12
		at New Mexico (OT)	3/22/03
Lowest Free Throw Percentage	.538 (14-26)	at Iowa	3/24/13

## Rebounds

Category	Reb	Opponent	Date
Most Rebounds	53	at Iowa	3/24/13
Fewest Rebounds	26	North Carolina	3/21/92
Most Offensive Rebounds	25	at Iowa	3/24/13
Fewest Offensive Rebounds	6	North Carolina	3/21/92
Most Defensive Rebounds	37	vs. FGCU	3/22/19
Fewest Defensive Rebounds	18	at Western Kentucky	3/20/93
		St. Peter's	3/17/93

## TEAM NCAA TOURNAMENT GAME RECORDS

### Assists

<i>Category</i>	<i>Ast</i>	<i>Opponent</i>	<i>Date</i>
Most Assists	24	at New Mexico (OT)	3/22/03
Fewest Assists	7	at Gonzaga	3/19/12

### Blocked Shots

<i>Category</i>	<i>Blk</i>	<i>Opponent</i>	<i>Date</i>
Most Blocked Shots	8	vs. Gardner-Webb	3/20/11
Fewest Blocked Shots	0	at Western Kentucky	3/20/93

### Steals

<i>Category</i>	<i>Stl</i>	<i>Opponent</i>	<i>Date</i>
Most Steals	14	vs. South Dakota State	3/19/16
Fewest Steals	4	vs. Washington	3/20/15

### Turnovers

<i>Category</i>	<i>TO</i>	<i>Opponent</i>	<i>Date</i>
Most Turnovers	27	at Oklahoma State	3/15/89
Fewest Turnovers	4	vs. Washington	3/20/15

### Personal Fouls

<i>Category</i>	<i>PF</i>	<i>Opponent</i>	<i>Date</i>
Most Personal Fouls	25	vs. Quinnipiac	3/17/18
Fewest Personal Fouls	12	vs. Gardner-Webb	3/20/11



# TEAM WNIT GAME RECORDS

## Margin of Victory

Category	Points	Opponent	Date
Largest Margin of Victory	17	at Michigan (UM, 76-59)	3/31/10
Largest Margin of Defeat	12	at California (Cal, 73-61) vs. Kentucky (UK, 80-68)	4/3/10 3/23/90

## Points

Category	Points	Opponent	Date
Most Points	95	FIU	3/18/06
Fewest Points	58	at Rice	3/12/99
Most Points Allowed	83	FIU at Houston	3/18/06 3/16/02
Fewest Points Allowed	57	vs. Illinois State FGCU	3/22/90 3/18/10
Most Points in a Loss	80	vs. Charlotte	3/24/90
Most Points Combined	178	FIU (UM, 95-83)	3/18/06

*Miami has not played a game in the WNIT since the NCAA switched to the quarter system in advance of the 2015-16 season*

## Field Goals

Category	FG	Opponent	Date
Most Field Goal Attempts	78	at Houston	3/16/02
Fewest Field Goal Attempts	49	Providence	3/28/10
Most Field Goals Made	31	at Houston	3/16/02
Fewest Field Goals Made	21	Stetson	3/20/14
Highest Field Goal Percentage	.520 (26-50)	at Rice	3/12/99
Lowest Field Goal Percentage	.288 (21-73)	Stetson	3/20/14

## 3-Point Field Goals

Category	3FG	Opponent	Date
Most 3-Point Attempts	26	Stetson FIU	3/20/14 3/18/06
Fewest 3-Point Attempts	7	at Rice	3/12/99
Most 3-Pointers Made	14	FIU	3/18/06
Fewest 3-Pointers Made	3	FGCU at Rice vs. Kentucky	3/18/10 3/12/99 3/23/90
Highest 3-Point Percentage	.556 (10-18)	North Carolina A&T	3/25/10
Lowest 3-Point Percentage	.231 (3-13)	FGCU	3/18/10

## Free Throws

Category	FT	Opponent	Date
Most Free Throw Attempts	27	at Providence North Carolina A&T	3/28/10 3/25/10
Fewest Free Throw Attempts	11	at Rice	3/12/99
Most Free Throws Made	21	at Providence vs. Illinois State	3/28/10 3/22/90
Fewest Free Throws Made	3	at Rice	3/12/99
Highest Free Throw Percentage	.826 (19-23)	FIU	3/18/06
Lowest Free Throw Percentage	.273 (3-11)	at Rice	3/12/99

## Rebounds

Category	Reb	Opponent	Date
Most Rebounds	59	Stetson	3/20/14
Fewest Rebounds	30	at Georgia Tech	3/13/02
Most Offensive Rebounds	21	Stetson	3/20/14
Fewest Offensive Rebounds	8	FIU	3/18/06
Most Defensive Rebounds	38	Stetson	3/20/14
Fewest Defensive Rebounds	15+	vs. Charlotte	3/24/90

+ - Miami had one team rebound in the game not designated as offensive or defensive in the official statistics

## Assists

Category	Ast	Opponent	Date
Most Assists	21	North Carolina	3/25/10
Fewest Assists	6	at Providence	3/28/10

## TEAM WNIT GAME RECORDS

### Blocked Shots

<i>Category</i>	<i>Blk</i>	<i>Opponent</i>	<i>Date</i>
Most Blocked Shots	9	at Houston	3/16/02
Fewest Blocked Shots	0	at Michigan at Providence	3/31/10 3/28/10

### Steals

<i>Category</i>	<i>Stl</i>	<i>Opponent</i>	<i>Date</i>
Most Steals	15	FIU	3/18/06
Fewest Steals	3	vs. Illinois State	3/22/90

### Turnovers

<i>Category</i>	<i>TO</i>	<i>Opponent</i>	<i>Date</i>
Most Turnovers	23	at Virginia	3/22/06
Fewest Turnovers	8	vs. Illinois State	3/22/90

### Personal Fouls

<i>Category</i>	<i>PF</i>	<i>Opponent</i>	<i>Date</i>
Most Personal Fouls	21	Stetson at Virginia	3/20/14 3/22/06
Fewest Personal Fouls	12	vs. Illinois State	3/22/90

# TEAM ACC TOURNAMENT GAME RECORDS

## Margin of Victory

Category	Points	Opponent	Date
Largest Margin of Victory	22	vs. Pittsburgh (UM, 77-55)	3/3/16
Largest Margin of Defeat	27	vs. Georgia Tech (GT, 76-49)	3/6/08

## Points

Category	Points	Opponent	Date
Most Points	93	vs. NC State	3/4/11
Fewest Points	45	vs. Virginia Tech	3/7/13
Most Points Allowed	92	vs. Syracuse	3/8/19
Fewest Points Allowed	39	vs. Virginia Tech	3/7/13
Most Points in a Loss	85	vs. Syracuse	3/8/19
Most Points Combined	178	vs. NC State (UM, 93-85)	3/4/11

## Points in a Quarter^

Category	Points	Opponent	Date
Most Points in a Quarter	28	vs. Georgia Tech (2nd)	3/2/17
Fewest Points in a Quarter	8	vs. Florida State (4th)	3/3/17
Most Points Allowed in a Quarter	31	vs. Syracuse (2nd)	3/8/19
Fewest Points Allowed in a Quarter	8	vs. Georgia Tech (1st)	3/2/17
		vs. Florida State (3rd)	3/4/16
Most Points Combined in a Quarter	48	vs. Syracuse (SU, 25-23, 4th)	3/8/19
Fewest Points Combined in a Quarter	19	vs. Duke (DU, 10-9, 1st)	3/4/17
Largest Positive Margin in a Quarter	+11	vs. Georgia Tech (UM, 28-17, 2nd)	3/2/17
		vs. Georgia Tech (UM, 19-8, 1st)	3/2/17
		vs. Florida State (UM, 22-11, 4th)	3/4/16
		vs. Pittsburgh (UM, 20-9, 2nd)	3/3/16
Largest Negative Margin in a Quarter	-15	vs. Syracuse (SU, 31-16, 2nd)	3/8/19

^ - NCAA switched to the quarter system in advance of the 2015-16 season

## Field Goals

Category	FG	Opponent	Date
Most Field Goal Attempts	70	vs. NC State	3/4/11
Fewest Field Goal Attempts	49	vs. Virginia Tech	3/7/13
		vs. Georgia Tech	3/1/07
		vs. Georgia Tech	3/4/05
Most Field Goals Made	37	vs. Georgia Tech	3/2/17
Fewest Field Goals Made	14	vs. Virginia Tech	3/7/13
Highest Field Goal Percentage	.638 (37-58)	vs. Georgia Tech	3/2/17
Lowest Field Goal Percentage	.286 (14-49)	vs. Virginia Tech	3/7/13

## 3-Point Field Goals

Category	3FG	Opponent	Date
Most 3-Point Attempts	25	vs. North Carolina	3/5/11
Fewest 3-Point Attempts	6	vs. Georgia Tech	3/2/17
Most 3-Pointers Made	9	vs. Georgia Tech	3/2/06
Fewest 3-Pointers Made	1	vs. Virginia Tech	3/7/13
		vs. Florida State	3/3/17
Highest 3-Point Percentage	.533 (8-15)	vs. Florida State	3/4/16
Lowest 3-Point Percentage	.091 (1-11)	vs. Florida State	3/3/17

## Free Throws

Category	FT	Opponent	Date
Most Free Throw Attempts	28	vs. NC State	3/4/11
Fewest Free Throw Attempts	5	vs. Georgia Tech	3/1/07
Most Free Throws Made	19	vs. NC State	3/4/11
Fewest Free Throws Made	4	vs. Georgia Tech	3/1/07
Highest Free Throw Percentage	.889 (8-9)	vs. Notre Dame	3/5/16
Lowest Free Throw Percentage	.417 (5-12)	vs. Pittsburgh	3/3/16

## Rebounds

Category	Reb	Opponent	Date
Most Rebounds	48	vs. Florida State	3/8/13
Fewest Rebounds	20	vs. Georgia Tech	3/1/07
Most Offensive Rebounds	18	vs. Boston College	3/5/09
Fewest Offensive Rebounds	5	vs. Pittsburgh	3/3/16
		vs. Georgia Tech	3/1/07
Most Defensive Rebounds	34	vs. Florida State	3/7/13
Fewest Defensive Rebounds	14	vs. Boston College	3/5/09



## TEAM ACC TOURNAMENT GAME RECORDS

### Assists

<i>Category</i>	<i>Ast</i>	<i>Opponent</i>	<i>Date</i>
Most Assists	21	vs. Pittsburgh	3/3/16
Fewest Assists	6	vs. Notre Dame	3/6/15
		vs. Virginia Tech	3/7/13
		vs. Wake Forest (OT)	3/4/10

### Blocked Shots

<i>Category</i>	<i>Blk</i>	<i>Opponent</i>	<i>Date</i>
Most Blocked Shots	7	vs. Florida State	3/4/16
Fewest Blocked Shots	1	vs. Boston College	3/5/09
		vs. Georgia Tech	3/2/06
		vs. North Carolina	3/3/05

### Steals

<i>Category</i>	<i>Stl</i>	<i>Opponent</i>	<i>Date</i>
Most Steals	26	vs. Florida State	3/4/16
Fewest Steals	0	vs. Syracuse	3/8/19

### Turnovers

<i>Category</i>	<i>TO</i>	<i>Opponent</i>	<i>Date</i>
Most Turnovers	23	vs. Florida State	3/6/14
		vs. Florida State	3/8/13
Fewest Turnovers	9	vs. Notre Dame	3/6/15

### Personal Fouls

<i>Category</i>	<i>PF</i>	<i>Opponent</i>	<i>Date</i>
Most Personal Fouls	25	vs. Georgia Tech	3/2/06
Fewest Personal Fouls	8	vs. Boston College	3/5/09



# TEAM SEASON RECORDS & ALL-TIME STREAKS

## Points

Category	G	Pts	PPG	Year
Most Points	36	2,693	74.8	2009-10
Fewest Points	8	283	35.4	1972-73
Highest Scoring Average	33	2,636	79.9	2010-11
Lowest Scoring Average#	30	1,810	60.3	2007-08

## Field Goals

Category	G	FG	Year
Most Field Goal Attempts	38	2,638	1980-81
Fewest Field Goal Attempts#	29	1,164	1989-90
Most Field Goals Made	38	1,096	1980-81
Fewest Field Goals Made#	27	631	1993-94
Highest Field Goal Percentage	28	.485 (859-1,172)	1984-85
Lowest Field Goal Percentage#	27	.354 (631-1,780)	1993-94

## Free Throws

Category	G	FT	Year
Most Free Throw Attempts	39	774	1980-81
Fewest Free Throw Attempts#	30	411	2007-08
Most Free Throws Made	36	521	2009-10
Fewest Free Throws Made#	30	250	2007-08
Highest Free Throw Percentage	30	.750 (437-583)	2005-06
Lowest Free Throw Percentage#	27	.531 (282-531)	1982-83

## Rebounds

Category	G	Reb	RPG	Year
Most Rebounds	39	1,733	44.4	1980-81
Fewest Rebounds#	27	883	32.7	1985-86
Highest Rebounding Average	29	1,376	47.4	1980-81
Lowest Rebounding Average#	30	921	30.7	1986-87

## Assists

Category	G	Ast	Year
Most Assists	32	559	1991-92
Fewest Assists#	27	255	1994-95

## Blocked Shots

Category	G	Blk	Year
Most Blocked Shots	34	156	1979-80
Fewest Blocked Shots#	30	16	1986-87

## Steals

Category	G	Stl	Year
Most Steals	34	582	1979-80
Fewest Steals#	29	242	1996-97

## Turnovers

Category	G	TO	Year
Most Turnovers	38	931	1980-81
Fewest Turnovers#	30	395	1991-92

## Personal Fouls

Category	G	PF/FO	Year
Most Personal Fouls	39	768	1980-81
Fewest Personal Fouls#	30	405	1991-92
Fewest Disqualifications#	32	2	2012-13

\* - recorded more than once with most recent listed  
# - statistic first recorded in 1979

## Miscellaneous Team Records

### Wins and Losses

Category	W/L	Record	Year
Most Wins	30	30-2	1991-92
Fewest Wins	2	2-6	1972-73
Most Losses	21	9-21	2007-08
Fewest Losses	2	30-2	1991-92

### Winning Percentage

Category	W-L	Pct.	Year
Best Winning Percentage	30-2	.938	1991-92
Worst Winning Percentage	2-6	.250	1972-73

### Games Played

Category	G	Record	Year
Most Games Played	39	24-15	1980-81
Fewest Games Played	8	2-6	1972-73

### Winning and Losing Streaks

Category	G	Dates
Winning Streak	30	12/1/91-3/21/92
Winning Streak Regular Season	30	12/1/91-3/21/92
Winning Streak Home	41	2/28/10-11/18/12
Winning Streak Home Regular Season	37	2/28/10-11/18/12
Winning Streak Road	13	12/8/91-3/9/92
Winning Streak Road Regular Season	13	12/9/91-3/9/92
Losing Streak	8	1/10/86-2/10/86
Losing Streak Regular Season	8	1/10/86-2/10/86

# INDIVIDUAL CAREER RECORDS

## SCORING

### CAREER SCORING

Name (years)	G	Pts	Avg
1. Tamara James (2002-06)	118	2,406	20.4
2. Maria Rivera (1984-88)	112	2,358	21.1
3. Shenise Johnson (2008-12)	131	2,262	17.3
4. Frances Savage (1988-92)	94	2,184	23.2
5. Riquna Williams (2008-12)	125	2,148	17.2
6. Adrienne Motley (2013-17)	129	1,844	14.3
7. Jeannie Hebert (1988-92)	119	1,766	14.8
8. Octavia Blue (1994-98)	109	1,724	15.8
9. Sylvia Wilson (1979-82)	99	1,713	17.3
10. Chanivia Broussard (2000-04)	114	1,482	13.0

### CAREER SCORING AVERAGE

Name (years)	G	Pts	Avg
1. Frances Savage (1988-92)	94	2,184	23.2
2. Maria Rivera (1984-88)	112	2,358	21.1
3. Tamara James (2002-06)	118	2,406	20.4
4. Cordelia Fulmore (1983-85)	59	1,142	19.4
5. Wendy Foote (1974-78)	62	1,174	18.9
6. Sylvia Wilson (1979-82)	99	1,713	17.3
7. Shenise Johnson (2008-12)	131	2,262	17.3
8. Riquna Williams (2008-12)	125	2,148	17.2
9. Renee Taylor (2005-07)	60	1,025	17.1
10. Octavia Blue (1994-98)	109	1,724	15.8

## FIELD GOALS

### CAREER FIELD GOALS MADE

Name (years)	G	FGM
1. Maria Rivera (1984-88)	112	891
2. Tamara James (2002-06)	118	868
3. Frances Savage (1988-92)	94	830
3. Shenise Johnson (2008-12)	131	830
5. Riquna Williams (2008-12)	125	760
6. Sylvia Wilson (1979-82)	99	721
7. Adrienne Motley (2013-17)	129	689
8. Octavia Blue (1994-98)	109	671
9. Jeannie Hebert (1988-92)	119	652
10. Chanivia Broussard (2000-04)	114	621

### CAREER FIELD GOAL ATTEMPTS

Name (years)	G	FGA
1. Riquna Williams (2008-12)	125	1,969
2. Maria Rivera (1984-88)	112	1,931
3. Shenise Johnson (2008-12)	99	1,803
4. Tamara James (2002-06)	118	1,754
5. Frances Savage (1988-92)	94	1,593
6. Adrienne Motley (2013-16)	129	1,537
7. Octavia Blue (1994-98)	109	1,524
8. Sylvia Wilson (1979-82)	99	1,509
9. Jeannie Hebert (1989-92)	119	1,492
10. Chanivia Broussard (2000-04)	114	1,398

### CAREER FIELD GOAL PERCENTAGE (500 FGA MIN.)

Name (years)	G	FGM	FGA	Pct
1. Emese Hof (2015-19)	127	507	923	.549
2. Cordelia Fulmore (1983-85)	59	486	895	.543
3. Erykah Davenport (2014-18)	130	380	721	.527
4. Kym Hope (1995-99)	113	362	691	.526
5. Frances Savage (1998-92)	94	830	1,590	.521
6. Shaquana Wilkins (2000-04)	116	384	743	.517
7. Keyona Hayes (2012-14, 15-17)	129	459	898	.511
8. Joani Bowles (1983-85)	48	274	539	.508
9. Jennifer Jordan (1994-99)	109	365	722	.506
10. Vicki Plowden (1990-93)	91	579	1,155	.501

## 3-POINT FIELD GOALS

### CAREER 3-POINT FG MADE

Name (years)	G	3PM
1. Riquna Williams (2008-12)	125	272
2. Stefanie Yderstrom (2009-13)	127	228
3. Jessica Thomas (2013-17)	130	179
4. Adrienne Motley (2013-17)	129	169
5. Desma Thomas (1992-94; 1995-97)	111	152
6. Tamara James (2002-06)	118	150
7. Shenise Johnson (2008-12)	131	148
8. Laura Cornelius (2015-17; 18-19)	98	143
8. Maurita Reid (2006-08)	60	142
9. LaToya Cunningham (2005-09)	119	140
10. Shelia James (1998-02)	100	134

### CAREER 3-POINT FG ATTEMPTS

Name (years)	G	3PA
1. Riquna Williams (2008-12)	125	839
2. Stefanie Yderstrom (2009-13)	127	690
3. Jessica Thomas (2013-17)	130	586
4. Krystal Saunders (2010-2014)	119	490
5. Adrienne Motley (2013-17)	129	477
6. LaToya Cunningham (2005-09)	119	473
7. Desma Thomas (1992-94; 1995-97)	111	463
8. Shenise Johnson (2008-12)	131	429
9. Shelia James (1998-02)	100	427
10. Tamara James (2002-06)	118	417

### CAREER 3-POINT FG PERCENTAGE (100 3PA MIN.)

Name (years)	G	3PM	3PA	Pct
1. Laura Cornelius (2015-17; 18-19)	98	143	366	.391
2. Elaine Harlow (1987-90)	115	92	243	.379
3. Frances Savage (1988-92)	94	43	114	.377
4. Maria Rivera (1984-88)	112	66	177	.373
5. Holly Rilinger (1992-93)	28	52	140	.371
6. Sarah Mortensen (2016-19)	90	60	163	.368
7. Maurita Reid (2006-08)	60	142	389	.365
8. Tamara James (2002-06)	118	150	471	.360
9. Adrienne Motley (2013-17)	129	169	477	.354
Melissa Knight (2001-06)	107	103	291	.354

## FREE THROWS

### CAREER FREE THROWS MADE

Name (years)	G	FTM
1. Tamara James (2002-06)	118	520
2. Maria Rivera (1984-88)	112	508
3. Frances Savage (1988-92)	94	481
4. Shenise Johnson (2008-12)	131	454
5. Jeannie Hebert (1988-92)	119	437
6. Morgan Stroman (2009-13)	120	403
7. Kym Hope (1995-99)	113	369
8. Octavia Blue (1994-98)	109	358
9. Riquna Williams (2008-12)	125	356
10. Desma Thomas (1992-94; 1995-97)	111	330

### CAREER FREE THROW ATTEMPTS

Name (years)	G	FTA
1. Tamara James (2002-06)	118	664
2. Maria Rivera (1984-88)	112	651
3. Frances Savage (1988-92)	94	603
4. Morgan Stroman (2009-13)	120	585
5. Jeannie Hebert (1988-92)	119	583
6. Shenise Johnson (2008-12)	131	550
7. Octavia Blue (1994-98)	109	549

# INDIVIDUAL CAREER RECORDS

8. Kym Hope (1995-99)	113	498
9. Desma Thomas (1992-97)	111	475
10. Jennifer Jordan (1994-99)	109	465

## CAREER FREE THROW PERCENTAGE (150 FTA MIN.)

Name (years)	G	FTM	FTA	Pct
1. Stefanie Yderstrom (2009-13)	127	181	211	.860
2. Renee Taylor (2005-07)	60	241	287	.840
3. Shenise Johnson (2008-12)	131	454	550	.825
4. Frances Savage (1988-92)	94	481	603	.798
5. Tamara James (2002-06)	118	520	664	.783
6. Maria Rivera (1984-88)	112	508	651	.780
7. Shawnice Wilson (2011-13)	64	125	162	.772
8. Riquna Williams (2008-12)	125	356	463	.769
9. Elaine Harlow (1986-90)	115	213	280	.761
10. Adrienne Motley (2013-17)	129	297	396	.750
Jeannie Hebert (1988-92)	119	437	583	.750

Note: Mykea Gray's .764 mark (181-of-237) would rank ninth if her career were complete

## REBOUNDS

### CAREER REBOUNDS

Name (years)	G	Reb	Avg
1. Sylvia Wilson (1979-82)	99	1,115	11.3
2. Shenise Johnson (2008-12)	131	1,020	7.8
3. Frances Savage (1988-92)	94	919	9.8
4. Kym Hope (1995-99)	113	888	7.9
5. Morgan Stroman (2009-13)	120	886	7.4
6. Vicki Plowden (1990-93)	91	857	9.4
7. Tamara James (2002-06)	118	805	6.8
8. Robin Harmony (1980-84)	125	760	6.1
9. Keyona Hayes (2012-14; 15-17)	129	754	5.8
10. Emese Hof (2015-19)	127	748	5.9

### CAREER REBOUNDING AVERAGE

Name (years)	G	Reb	Avg
1. Sylvia Wilson (1979-82)	99	1,115	11.3
2. Cordelia Fulmore (1983-85)	59	690	10.3
3. Frances Savage (1988-92)	94	919	9.8
4. Vicki Plowden (1990-93)	91	857	9.4
5. Donna Mapp (1981-83)	54	489	9.1
6. Kym Hope (1995-99)	113	888	7.9
7. Shenise Johnson (2008-12)	131	1,020	7.8
8. Joani Bowles (1983-85)	48	356	7.4
Morgan Stroman (2009-13)	120	886	7.4
10. Shawnice Wilson (2011-13)	64	459	7.2

Note: Beatrice Mompremier's 12.2 mark would rank first if her career were complete

## ASSISTS

### CAREER ASSISTS

Name (years)	G	Ast	Avg
1. Gina Graziani (1996-00)	111	743	6.7
2. Jeannie Hebert (1988-92)	119	694	5.8
3. Loretta Harvey (1981-84)	122	588	4.8
4. Shenise Johnson (2008-12)	131	556	4.2
5. Yalonda McCormick (2001-05)	105	539	5.1
6. Maria Rivera (1984-88)	112	487	4.3
7. Robin Harmony (1980-84)	125	445	3.6
8. Elaine Harlow (1986-90)	115	432	3.8
9. Meghan Saake (1999-03)	118	403	3.4
10. Jessica Thomas (2013-17)	130	374	2.9

## STEALS

### CAREER STEALS

Name (years)	G	Stl	Avg
1. Shenise Johnson (2008-12)	131	401	3.1
2. Maria Rivera (1984-88)	112	382	3.4
3. Meghan Saake (1999-02)	118	358	3.0
4. Loretta Harvey (1981-84)	122	357	2.9
5. Robin Harmony (1980-84)	125	314	2.5
6. Yalonda McCormick (2001-05)	105	280	2.7
7. Tamara James (2002-06)	118	279	2.4
8. Morgan Stroman (2009-13)	120	272	2.3
9. Jeannie Hebert (1988-92)	119	237	2.0
10. Ronnie McGarry (1990-94)	117	224	1.9

## BLOCKED SHOTS

### CAREER BLOCKED SHOTS

Name (years)	G	Blk	Avg
1. Sylvia Wilson (1979-82)	99	198	2.0
2. Emese Hof (2015-19)	127	182	1.4
3. Kym Hope (1995-99)	113	164	1.5
4. Jassany Williams (2013-15)	64	133	2.1
5. Chanivia Broussard (2000-04)	114	132	1.2
6. Sylvia Bullock (2008-12)	129	120	0.9
7. Emese Hof (2015-pres.)	93	113	1.2
8. Vicki Plowden (1990-93)	91	108	1.2
9. Morgan Stroman (2009-13)	120	100	0.8
10. Shaquana Wilkins (2000-04)	116	95	0.8
Meghan Saake (1999-03)	118	95	0.8

## PARTICIPATION

### CAREER GAMES PLAYED

Name (years)	G
1. Shenise Johnson (2008-12)	131
2. Erykah Davenport (2014-18)	130
Jessica Thomas (2013-17)	130
4. Keyona Hayes (2012-14; 15-17)	129
Adrienne Motley (2013-17)	129
Sylvia Bullock (2008-12)	129
7. Michelle Woods (2011-13, 14-16)	128
Maria Brown (2010-14)	128
9. Emese Hof (2015-19)	127
Suriya McGuire (2011-15)	127
Stefanie Yderstrom (2009-13)	127

### CAREER GAMES STARTED

Name (years)	G	GS
1. Shenise Johnson (2008-12)	131	131
2. Adrienne Motley (2013-17)	129	126
3. Loretta Harvey (1980-84)	122	120
4. Jeannie Hebert (1988-92)	119	119
5. Meghan Saake (1999-03)	118	118
5. Robin Harmony (1980-84)	125	118
7. Tamara James (2002-06)	118	117
8. Stefanie Yderstrom (2009-13)	127	114
9. Ronnie McGarry (1990-94)	117	112
Maria Rivera (1984-88)	112	112

# INDIVIDUAL SEASON RECORDS

## SCORING

### SINGLE-SEASON SCORING

Name (season)	G	Pts	Avg
1. Frances Savage (1991-92)	32	742	23.2
2. Frances Savage (1989-90)	31	733	23.6
3. Riquana Williams (2010-11)	33	717	21.7
4. Riquana Williams (2009-10)	36	707	19.6
5. Shenise Johnson (2009-10)	36	685	19.0
6. Sylvia Wilson (1980-81)	38	670	17.6
7. Tamara James (2002-03)	31	650	21.0
8. Frances Savage (1988-89)	29	649	22.4
9. Tamara James (2004-05)	29	647	22.3
10. Shenise Johnson (2009-10)	33	648	19.6

### SINGLE-SEASON SCORING AVERAGE

Name (season)	G	Pts	Avg
1. Wendy Foote (1977-78)	16	403	25.2
2. Frances Savage (1989-90)	31	733	23.6
3. Maria Rivera (1987-88)	27	628	23.3
4. Frances Savage (1991-92)	32	742	23.2
5. Frances Savage (1988-89)	29	649	22.4
6. Tamara James (2004-05)	29	647	22.3
7. Riquana Williams (2010-11)	33	717	21.7
8. Tamara James (2005-06)	30	645	21.5
9. Maria Rivera (1985-86)	27	579	21.4
10. Tamara James (2002-03)	31	650	21.0

## FIELD GOALS

### SINGLE-SEASON FIELD GOALS MADE

Name (season)	G	FGM
1. Frances Savage (1989-90)	31	284
2. Frances Savage (1991-92)	32	271
3. Sylvia Wilson (1980-81)	38	268
4. Cordelia Fulmore (1983-84)	31	258
5. Frances Savage (1988-89)	29	256
6. Riquana Williams (2009-10)	36	253
7. Maria Rivera (1986-87)	30	251
Shenise Johnson (2009-10)	36	251
Riquana Williams (2010-11)	33	251
10. Tamara James (2004-05)	29	242

### SINGLE-SEASON FIELD GOAL ATTEMPTS

Name (season)	G	FGA
1. Riquana Williams (2010-11)	33	632
2. Riquana Williams (2009-10)	36	628
3. Sylvia Wilson (1980-81)	38	568
4. Frances Savage (1991-92)	32	557
5. Maria Rivera (1986-87)	30	545
6. Maria Rivera (1985-86)	27	533
7. Frances Savage (1989-90)	31	526
8. Shenise Johnson (2009-10)	36	506
9. Tamara James (2004-05)	29	504
10. Sylvia Wilson (1981-82)	28	503

### SINGLE-SEASON FIELD GOAL PCT. (200 FGA MIN.)

Name (season)	G	FGM	FGA	Pct.
1. Emese Hof (2018-19)	34	197	336	.586
2. Erykah Davenport (2017-18)	31	152	277	.5487
3. Frances Savage (1988-89)	29	256	467	.5482
4. Cordelia Fulmore (1984-85)	28	228	416	.5481
5. Diane Barnes (2009-10)	35	126	231	.545
6. Emese Hof (2015-16)	33	117	216	.542
7. Keyona Hayes (2016-17)	33	135	250	.540
8. Frances Savage (1989-90)	31	284	526	.5399

9. Kym Hope (1996-97)	29	143	265	.5396
10. Vicki Plowden (1990-91)	28	194	360	.5389

## 3-POINT FIELD GOALS

### SINGLE-SEASON 3-POINT FG MADE

Name (season)	G	3PM
1. Riquana Williams (2009-10)	36	106
2. Desma Thomas (1996-97)	29	81
3. Maurita Reid (2007-08)	30	76
4. Riquana Williams (2010-11)	33	75
5. Krystal Saunders (2010-14)	31	70
6. Renee Taylor (2006-07)	30	69
7. Stefanie Yderstrom (2011-12)	32	68
8. Kelsey Marshall (2018-19)	34	67
Riquana Williams (2011-12)	30	67
10. Maurita Reid (2006-07)	30	66
Maria Rivera (1987-88)	27	66

### SINGLE-SEASON 3-POINT FG ATTEMPTS

Name (season)	G	3PA
1. Riquana Williams (2009-10)	36	294
2. Riquana Williams (2010-11)	33	252
3. Renee Taylor (2006-07)	30	227
4. Maurita Reid (2007-08)	30	219
5. Krystal Saunders (2013-14)	31	218
6. Desma Thomas (1996-97)	29	216
7. Stefanie Yderstrom (2011-12)	32	195
8. Riquana Williams (2011-12)	30	182
9. Jessica Thomas (2015-16)	33	181
10. Kelsey Marshall (2018-19)	34	179

### SINGLE-SEASON 3-POINT FG PCT. (50 3PA MIN.)

Name (season)	G	3PM	3PA	Pct.
1. Octavia Blue (1997-98)	29	24	53	.453
2. Elaine Harlow (1988-89)	29	40	94	.426
3. Laua Cornelius (2015-16)	33	47	111	.423
4. Sarah Mortensen (2018-19)	34	39	29	.403
5. Melissa Knight (2005-06)	30	53	132	.402
6. Shenise Johnson (2009-10)	36	50	127	.394
7. Maurita Reid (2006-07)	30	66	170	.388
8. Tamara James (2005-06)	30	53	137	.387
9. Laura Cornelius (2018-19)	34	52	137	.380
10. Tamara James (2003-04)	28	39	103	.379

## FREE THROWS

### SINGLE-SEASON FREE THROWS MADE

Name (season)	G	FTM
1. Frances Savage (1991-92)	32	181
2. Tamara James (2005-06)	30	156
3. Tamara James (2002-03)	31	155
4. Frances Savage (1989-90)	31	147
5. Maria Rivera (1987-88)	27	144
6. Sylvia Wilson (1986-87)	38	134
7. Shenise Johnson (2009-10)	36	133
8. Kym Hope (1998-99)	29	132
8. Shenise Johnson (2010-11)	33	132
10. Frances Savage (1988-89)	29	131

### SINGLE-SEASON FREE THROW ATTEMPTS

Name (season)	G	FTA
1. Frances Savage (1991-92)	32	222
Sylvia Wilson (1980-81)	38	222
3. Tamara James (2002-03)	31	204
4. Tamara James (2005-06)	30	188

# INDIVIDUAL SEASON RECORDS

5. Frances Savage (1989-90)	31	187
6. Morgan Stroman (2012-13)	32	183
7. Beatrice Mompremier (2018-19)	33	178
8. Maria Rivera (1987-88)	27	174
9. Morgan Stroman (2010-11)	31	173
10. Shenise Johnson (2009-10)	36	172

## SINGLE-SEASON FREE THROW PCT. (70 FTA MIN.)

Name (season)	G	FTM	FTA	Pct
1. Stefanie Yderstrom (2012-13)	32	68	77	.883
2. Shenise Johnson (2011-12)	32	107	122	.877
3. Holly Rilinger (1992-93)	28	90	105	.857
4. Laura Cornelius (2018-19)	34	75	88	.852
5. Shenise Johnson (2010-11)	33	132	156	.846
6. Renee Taylor (2006-07)	30	129	153	.843
7. Renee Taylor (2005-06)	30	112	156	.836
8. Jeannie Hebert (1991-92)	32	116	139	.835
9. Tamara James (2005-06)	30	156	188	.830
10. Maria Rivera (1987-88)	27	144	174	.828

## REBOUNDS

### SINGLE-SEASON REBOUNDS

Name (season)	G	Reb	Avg
1. Sylvia Wilson (1980-81)	38	449	11.8
2. Beatrice Mompremier (2018-19)	33	401	12.2
3. Cordelia Fulmore (1983-84)	31	359	11.6
4. Sylvia Wilson (1979-80)	33	344	10.4
5. Frances Savage (1991-92)	32	339	10.6
6. Sylvia Wilson (1981-82)	28	322	11.5
7. Vicki Plowden (1992-93)	31	311	10.0
8. Donna Mapp (1982-83)	27	310	11.5
9. Kym Hope (1997-98)	29	306	10.6
10. Frances Savage (1989-90)	31	293	9.5

### SINGLE-SEASON REBOUNDING AVERAGE

Name (season)	G	Reb	Avg
1. Beatrice Mompremier (2018-19)	33	401	12.2
2. Sylvia Wilson (1980-81)	38	449	11.8
3. Cordelia Fulmore (1983-84)	31	359	11.6
4. Sylvia Wilson (1981-82)	28	322	11.5
5. Donna Mapp (1982-83)	27	310	11.48
6. Frances Savage (1991-92)	32	339	10.59
7. Kym Hope (1997-98)	29	306	10.55
8. Sylvia Wilson (1979-80)	33	344	10.4
9. Vicki Plowden (1992-93)	31	311	10.0
Vicki Plowden (1990-91)	28	281	10.0

## ASSISTS

### SINGLE-SEASON ASSISTS

Name (season)	G	Ast	Avg
1. Jeannie Hebert (1991-92)	32	221	6.9
2. Gina Graziani (1997-98)	29	210	7.2
3. Gina Graziani (1996-97)	29	198	6.8
4. Jeannie Hebert (1996-97)	28	189	6.8
5. Yalonda McCormick (2002-03)	31	185	6.0
6. Gina Graziani (1999-00)	29	182	6.3
7. Loretta Harvey (1981-82)	29	168	5.8
8. Yalonda McCormick (2004-05)	28	167	6.0
9. Shenise Johnson (2009-10)	36	166	4.6
10. Yalonda McCormick (2003-04)	29	157	5.4

## STEALS

### SINGLE-SEASON STEALS

Name (season)	G	Stl	Avg
1. Meghan Saake (2001-02)	31	121	3.9
2. Meghan Saake (2002-03)	31	114	3.7
3. Shenise Johnson (2009-10)	36	111	3.1
4. Maurita Reid (2007-08)	30	110	3.7
5. Morgan Stroman (2010-11)	33	109	3.3
6. Shenise Johnson (2011-12)	32	108	3.4
7. Maria Rivera (1986-87)	30	106	3.5
8. Loretta Harvey (1980-81)	37	105	2.8
8. Dottie Richardson (1980-81)	38	105	2.8
10. Shenise Johnson (2010-11)	33	104	3.2

## BLOCKED SHOTS

### SINGLE-SEASON BLOCKED SHOTS

Name (season)	G	Blk	Avg
1. Sylvia Wilson (1979-80)	33	80	2.4
2. Jassany Williams (2014-15)	33	76	2.3
3. Emese Hof (2018-19)	34	69	2.0
4. Kym Hope (1998-99)	29	62	2.1
5. Sylvia Wilson (1980-81)	28	61	2.2
6. Sylvia Wilson (1981-82)	28	57	2.0
7. Jassany Williams (2013-14)	31	57	1.8
8. Kym Hope (1996-97)	29	53	1.8
9. Joani Bowles (1983-84)	31	45	1.5
10. Sylvia Bullock (2011-12)	32	44	1.4



# INDIVIDUAL GAME RECORDS

## SCORING

### SINGLE-GAME SCORING

Name	Opponent (date)	Pts
1. Renee Taylor	at Houston (12/19/06)	42
2. Frances Savage	vs. Providence (3/8/92)	41
Maria Rivera	vs. UCF (2/25/88)	41
4. Octavia Blue	vs. Florida Atlantic (11/25/97)	40
Frances Savage	vs. FIU (2/24/89)	40
Maria Rivera	vs. Illinois (12/30/87)	40
Wendy Foote	vs. Miami-Dade NW (1978)	40
8. Tamara James	vs. Fairfield (12/28/04)	39
9. Maria Rivera	vs. Monmouth (11/28/86)	38
10. Tamara James	vs. Georgia Tech (2/26/06)	37
Tamara James	vs. Eastern Kentucky (11/23/03)	37
Frances Savage	vs. Stetson (1/13/90)	37
Joani Bowles	vs. Temple (1/13/84)	37

## FIELD GOALS

### SINGLE-GAME FIELD GOALS MADE

Name	Opponent (date)	FGM
1. Tamara James	vs. Fairfield (12/28/04)	17
Joani Bowles	vs. Temple (1/13/84)	17
Wendy Foote	vs. Miami-Dade NW (1978)	17
4. Octavia Blue	vs. Florida Atlantic (11/25/97)	16
Frances Savage	vs. Villanova (3/1/92)	16
6. Tamara James	vs. Quinnipiac (11/29/02)	15
Chanivia Broussard	vs. Richmond (12/21/03)	15
Maria Rivera	vs. UCF (2/25/88)	15
Sylvia Wilson	vs. FIU (1/26/82)	15
10. 13 different times a player has recorded		14

### SINGLE-GAME FIELD GOAL ATTEMPTS

Name	Opponent (date)	FGA
1. Maria Rivera	vs. LSU (1/10/86)	34
2. Joani Bowles	vs. Temple (1/13/84)	31
Riquna Williams	vs. North Carolina (2/13/11)	31
4. Tamara James	vs. Virginia Tech (2/6/05)	29
Frances Savage	vs. Rutgers (1/28/89)	29
Maria Rivera	vs. North Carolina (12/29/86)	29
Riquna Williams	vs. Boston College (1/16/11)	29
8. Octavia Blue	vs. Georgetown (2/14/96)	28
Riquna Williams	vs. Tennessee (11/15/11)	28
10. Eight different times a player has recorded		27

### SINGLE-GAME FIELD GOAL PCT. (10 FGA MIN.)

Name	FG	FGA	Pct	Opponent (date)
1. Jill Poorman	11	12	.917	vs. Flagler (2/16/80)
2. Jennifer Jordan	10	11	.909	vs. Syracuse (1/20/96)
Maria Rivera	10	11	.909	vs. Lamar (1/11/85)
4. Tamara James	12	14	.857	vs. NC A&T (12/28/05)
5. Frances Savage	11	13	.846	vs. SW MO St. (11/25/88)
6. Emese Hof	10	12	.833	vs. Florida A&M (12/18/18)
Emese Hof	10	12	.833	vs. Hartford (11/11/18)
Erykah Davenport	10	12	.833	vs. Pittsburgh (2/15/18)
Emese Hof	10	12	.833	vs. Sacramento St. (12/18/17)
Melissa Knight	10	12	.833	vs. Maryland (12/29/02)
Della Wilson	10	12	.833	vs. UConn (2/14/93)
Frances Savage	10	12	.833	vs. Arizona (12/2/89)
LaToya Drake	10	12	.833	vs. Norfolk St. (11/14/08)

## 3-POINT FIELD GOALS

### SINGLE-GAME 3-POINT FG MADE

Name	Opponent (date)	3PM
1. Sarah Mortensen	at FIU (11/6/18)	8
Riquna Williams	at CSU Bakersfield (11/15/09)	8
Riquna Williams	vs. Maryland (1/12/12)	8
4. Renee Taylor	at Houston (12/19/06)	7
Maria Rivera	vs. UCF (2/25/88)	7
Riquna Williams	at Michigan (3/31/10)	7
7. 14 times a player has recorded		6
(Most recent: Laura Cornelius, vs Alabama, 12/21/18)		

### SINGLE-GAME 3-POINT FG ATTEMPTS

Name	Opponent (date)	3PA
1. Riquna Williams	at Michigan (3/31/10)	15
2. Shannon Drury	vs. Tulane (11/22/98)	14
Riquna Williams	at CSU Bakersfield (11/15/10)	14
Riquna Williams	vs. Maryland (1/12/12)	14
5. Maurita Reid	vs. Florida Atlantic (11/9/07)	13
Maurita Reid	at North Carolina (2/18/07)	13
Maria Rivera	vs. UCF (2/25/88)	13
Riquna Williams	at Cornell (12/21/09)	13
Riquna Williams	vs. Boston College (1/16/11)	13
Krystal Saunders	at Duke (1/31/13)	13

### SINGLE-GAME 3-POINT FG PCT. (4 3PA MIN.)

Name	3PM	3PA	Pct	Opponent (date)
1. Laura Cornelius	6	6	1.000	at Pittsburgh (1/2/17)
Laura Cornelius	6	6	1.000	vs. NC State (12/30/15)
3. Kelsey Marshall	5	5	1.000	vs. Virginia (2/3/19)
Shenise Johnson	5	5	1.000	vs. PV A&M (11/17/11)
5. Maria Rivera	4	4	1.000	vs. Beth-Cook (12/1/87)
Shenise Johnson	4	4	1.000	at Providence (3/28/10)
Adrienne Motley	4	4	1.000	vs. Pittsburgh (1/7/16)
8. Sarah Mortensen	8	9	.888	at FIU (12/6/18)
9. Renee Taylor	5	6	.833	vs. UCF (12/20/05)
Melissa Knight	5	6	.833	vs. Clemson (1/12/06)
Renee Taylor	5	6	.833	vs. NC State (1/26/06)
Maurita Reid	5	6	.833	at Virginia Tech (1/25/07)

## FREE THROWS

### SINGLE-GAME FREE THROWS MADE

Name	Opponent (date)	FTM
1. Desma Thomas	vs. St. John's (2/3/96)	18
Desma Thomas	vs. Georgetown (2/25/97)	16
3. Frances Savage	vs. Purdue (11/25/90)	15
Maria Rivera	vs. UCF (1/20/88)	15
Maria Rivera	vs. Florida A&M (1/11/88)	15
6. Tamara James	vs. FIU (3/18/06)	14
7. Jessica Thomas	at St. John's (11/20/16)	13
Michelle Woods	at Syracuse (2/12/15)	13
Tamara James	vs. Duke (2/29/06)	13
10. Tamara James	vs. Rutgers (3/9/03)	12
Octavia Blue	vs. Providence (2/20/98)	12
Jeannie Hebert	vs. FIU (2/23/90)	12
Frances Savage	vs. FIU (2/24/89)	12

### SINGLE-GAME FREE THROW ATTEMPTS

Name	Opponent (date)	FTA
1. Desma Thomas	vs. St. John's (2/3/96)	22
2. Frances Savage	vs. Purdue (11/25/90)	20
3. Desma Thomas	vs. Georgetown (2/25/97)	19
Maria Rivera	vs. UCF (1/20/88)	19
Maria Rivera	vs. Florida A&M (1/11/88)	19
6. Frances Savage	vs. Providence (3/8/92)	17

HISTORY & RECORDS

# INDIVIDUAL GAME RECORDS

7. Tamara James vs. FIU (3/18/06) 16  
 8. Seven different times a player has recorded 15  
 (Most recent: Jessica Thomas, at St. John's, 11/20/16)

## SINGLE-GAME FREE THROW PCT. (8 FTA MIN.)

Name	FTM	FTA	Pct	Opponent (date)
1. Emese Hof	11	11	1.000	at Syracuse (1/23/19)
Tamara James	11	11	1.000	vs. FDU (12/2/05)
Frances Savage	11	11	1.000	vs. Pittsburgh (1/11/92)
Frances Savage	11	11	1.000	vs. Rutgers (12/8/91)
5. Renee Taylor	10	10	1.000	vs. Virginia (1/22/06)
Kym Hope	10	10	1.000	vs. Boston Coll. (1/16/99)
Jeannie Hebert	10	10	1.000	vs. Boston Coll. (1/3/92)
Maria Rivera	10	10	1.000	vs. Boston Coll. (1/3/92)
9. Renee Taylor	9	9	1.000	at Houston (12/19/06)
Renee Taylor	9	9	1.000	at St. Mary's (11/17/06)

## ASSISTS

### SINGLE-GAME ASSISTS

Name	Opponent (date)	Ast
1. Robin Harmony	vs. FIU (12/4/82)	14
2. Gina Graziani	vs. Providence (12/6/97)	13
Gina Graziani	vs. West Virginia (1/22/97)	13
Jeannie Hebert	vs. Syracuse (12/27/90)	13
5. 10 different times a player has recorded		12

## REBOUNDS

### SINGLE-GAME REBOUNDS

Name	Opponent (date)	Reb
1. Cordelia Fulmore	vs. Georgia State (2/24/84)	25
2. Donna Mapp	vs. Stetson (2/5/83)	24
3. Beatrice Mompremier	vs. Arizona State (3/24/19)	22
Sylvia Wilson	vs. USF (2/20/80)	22
5. Beatrice Mompremier	vs. Marquette (11/15/18)	21
Tamara James	vs. USF (11/22/02)	21
7. Frances Savage	vs. Florida State (12/11/80)	20
Cordelia Fulmore	vs. Florida Memorial (2/14/84)	20
Sylvia Wilson	vs. UCF (2/6/81)	20
Sylvia Wilson	vs. Miami-Dade South (2/3/81)	20

## STEALS

### SINGLE-GAME STEALS

Name	Opponent (date)	Stl
1. Maurita Reid	vs. Wake Forest (2/8/07)	10
Maria Rivera	vs. Minnesota (12/22/86)	10
Pat Bentoski	vs. Stetson (2/3/80)	10
4. Maria Rivera	vs. Stetson (1/21/87)	9
Cordelia Fulmore	vs. Purdue (12/31/84)	9
Robin Harmony	vs. USF (1/16/82)	9
Dottie Richardson	vs. Broward (2/13/81)	9
Loretta Harvey	vs. USF (1/9/81)	9
Debra Jackson	vs. Florida Southern (1/18/80)	9
Shenise Johnson	vs. Boston College (1/16/11)	9
Riquna Williams	vs. Morgan State (12/30/10)	9

## BLOCKED SHOTS

### SINGLE-GAME BLOCKED SHOTS

Name	Opponent (date)	Blk
1. Jassany Williams	vs. Notre Dame (1/8/15)	9
2. Jassany Williams	at Virginia Tech (1/11/15)	8
Sylvia Bullock	vs. Houston (11/24/09)	8
4. Joani Bowles	vs. USF (1/20/84)	7
4. Sylvia Wilson	vs. Oral Roberts (12/17/79)	7
6. 10 different times a player has recorded		6



# INDIVIDUAL NCAA TOURNAMENT GAME RECORDS

## SCORING

### NCAA SINGLE-GAME SCORING

Name	Opponent (date)	Pts
1. Adrienne Motley	vs. Washington (3/20/15)	30
2. Riquna Williams	vs. Gardner-Webb (3/20/11)	28
Vicki Plowden	vs. Vanderbilt (3/26/92)	28
4. Jeannie Hebert	North Carolina (3/21/92)	26
Jessica Thomas	Quinnipiac (3/20/17)	25
Shenise Johnson	vs. Oklahoma (3/22/11)	25
7. Frances Savage	North Carolina (3/21/92)	25

## FIELD GOALS

### NCAA SINGLE-GAME FIELD GOALS MADE

Name	Opponent (date)	FGM
1. Vicki Plowden	vs. Vanderbilt (3/26/92)	12
2. Adrienne Motley	vs. Washington (3/20/15)	10
Shenise Johnson	at Gonzaga (3/19/12)	10
Shenise Johnson	vs. Oklahoma (3/22/11)	10
Tamara James	at New Mexico (3/22/03)	10
Frances Savage	North Carolina (3/21/92)	10
Frances Savage	at Oklahoma State (3/15/89)	10

### NCAA SINGLE-GAME FIELD GOAL ATTEMPTS

Name	Opponent (date)	FGA
1. Frances Savage	at Oklahoma State (3/15/89)	24
2. Vicki Plowden	vs. Vanderbilt (3/26/92)	23
Shenise Johnson	at Gonzaga (3/19/12)	23
4. Jessica Thomas	at Iowa (3/22/15)	22
Frances Savage	vs. Vanderbilt (3/26/92)	22

### NCAA SINGLE-GAME FIELD GOAL PCT. (10 FGA MIN.)

Name	FG	FGA	Pct	Opponent (date)
1. Erykah Davenport	8	10	.800	vs. Quinnipiac (3/17/18)
Shaquana Wilkins	8	10	.800	vs. Maryland (3/21/04)
3. Frances Savage	10	14	.714	No. Carolina (3/21/92)
4. Endia Banks	7	10	.700	vs. Quinnipiac (3/17/18)
5. Keyona Hayes	8	12	.667	Quinnipiac (3/20/17)

## 3-POINT FIELD GOALS

### NCAA SINGLE-GAME 3-POINT FG MADE

Name	Opponent (date)	3PM
1. Laura Cornelius	vs. South Dakota State (3/19/16)	4
Stefanie Yderstrom	vs. Oklahoma (3/22/11)	4
Yalonda McCormick	vs. Maryland (3/21/04)	4
4. Endia Banks	vs. FGCU (3/22/19)	3
Jessica Thomas	Quinnipiac (3/20/17)	3
Jessica Thomas	at Iowa (3/22/15)	3
Stefanie Yderstrom	vs. Gardner-Webb (3/20/11)	3
Yalonda McCormick	at New Mexico (3/22/03)	3
Tamara James	at New Mexico (3/22/03)	3
Shannon Drury	vs. Clemson (3/14/98)	3
Holly Rilinger	at Western Kentucky (3/20/93)	3

### NCAA SINGLE-GAME 3-POINT FG ATTEMPTS

Name	Opponent (date)	3PA
1. Jessica Thomas	at Iowa (3/22/15)	11
2. Stefanie Yderstrom	vs. Oklahoma (3/22/11)	9
3. Mykea Gray	vs. Arizona State (3/24/19)	8
Riquna Williams	vs. Gardner-Webb (3/20/11)	8
Yalonda McCormick	vs. Maryland (3/21/04)	8
6. Krystal Saunders	at Iowa (3/24/13)	7
Riquna Williams	vs. Oklahoma (3/22/11)	7
Stefanie Yderstrom	vs. Gardner-Webb (3/20/11)	7
Holly Rilinger	at Western KY (3/20/93)	7
Elaine Harlow	at Oklahoma St. (3/15/89)	7

### NCAA SINGLE-GAME 3-POINT FG PCT. (≥ 3PM MIN.)

Name	3PM	3PA	Pct	Opponent (date)
1. Tamara James	3	3	1.000	at New Mexico (3/22/03)
2. Keyanna Harris	2	2	1.000	Quinnipiac (3/20/17)
Adrienne Motley	2	2	1.000	vs. Washington (3/20/15)
Necole Sterling	2	2	1.000	vs. Washington (3/20/15)
5. Jessica Thomas	3	4	.750	Quinnipiac (3/20/17)
Yalonda McCormick	3	4	.750	at New Mexico (3/22/03)
Shannon Drury	3	4	.750	vs. Clemson (3/14/98)

## FREE THROWS

### NCAA SINGLE-GAME FREE THROWS MADE

Name	Opponent (date)	FTM
1. Riquna Williams	vs. Gardner-Webb (3/20/11)	10
2. Adrienne Motley	vs. Washington (3/20/15)	8
Chanivia Broussard	vs. Maryland (3/21/04)	8
Jeannie Hebert	North Carolina (3/21/92)	8
5. Mykea Gray	vs. FGCU (3/22/19)	7
Michelle Woods	vs. Washington (3/20/15)	7
Shawnice Wilson	at Iowa (3/24/13)	7
Morgan Stroman	vs. Gardner-Webb (3/20/11)	7
Della Wilson	St. Peter's (3/17/93)	7

### NCAA SINGLE-GAME FREE THROW ATTEMPTS

Name	Opponent (date)	FTA
1. Chanivia Broussard	vs. Maryland (3/21/04)	14
2. Michelle Woods	vs. Washington (3/20/15)	11
2. Morgan Stroman	vs. Gardner-Webb (3/20/11)	11
2. Riquna Williams	vs. Gardner-Webb (3/20/11)	11
5. Adrienne Motley	vs. Washington (3/20/15)	10
5. Jessica Thomas	vs. Washington (3/20/15)	10
5. Shawnice Wilson	at Iowa (3/24/13)	10

### NCAA SINGLE-GAME FREE THROW PCT. (5 FTA MIN.)

Name	FTM	FTA	Pct	Opponent (date)
1. Jeannie Hebert	8	8	1.000	vs. Maryland (3/21/04)
2. Della Wilson	7	7	1.000	St. Peter's (3/17/93)
3. Carla Harris	6	6	1.000	North Carolina (3/21/92)
4. Riquna Williams	9	11	.909	vs. Gard-Webb (3/20/11)
5. Mykea Gray	7	8	.875	vs. FGCU (3/22/19)
6. Keyona Hayes	5	6	.833	Quinnipiac (3/20/17)
Michelle Woods	5	6	.833	vs. Idaho State (3/17/12)
Riquna Williams	5	6	.833	vs. Oklahoma (3/22/11)
Frances Savage	5	6	.833	North Carolina (3/21/92)
Vicki Plowden	5	6	.833	North Carolina (3/21/92)

## REBOUNDS

### NCAA SINGLE-GAME REBOUNDS

Name	Opponent (date)	Reb
1. Beatrice Mompremier	vs. Arizona State (3/24/19)	22
2. Shawnice Wilson	at Iowa (3/24/13)	18
Shenise Johnson	vs. Gardner-Webb (3/20/11)	18
3. Frances Savage	vs. Vanderbilt (3/26/92)	16
4. Kym Hope	vs. Clemson (3/14/98)	15
5. Shawnice Wilson	vs. Idaho State (3/17/12)	14
Morgan Stroman	vs. Oklahoma (3/22/11)	14

### NCAA SINGLE-GAME OFFENSIVE REBOUNDS

Name	Opponent (date)	Reb
1. Vicki Plowden	vs. Vanderbilt (3/26/92)	9
1. Shenise Johnson	vs. Gardner-Webb (3/20/11)	9
3. Erykah Davenport	vs. Quinnipiac (3/17/18)	7
3. Frances Savage	vs. Vanderbilt (3/26/92)	7
3. Shawnice Wilson	at Iowa (3/24/13)	7



# INDIVIDUAL NCAA TOURNAMENT GAME RECORDS

## NCAA SINGLE-GAME DEFENSIVE REBOUNDS

Name	Opponent (date)	Reb
1. Beatrice Mompremier	vs. Arizona State (3/24/19)	16
2. Shawnice Wilson	at Iowa (3/24/13)	11
Kym Hope	vs. Clemson (3/14/98)	11
Shawnice Wilson	at Iowa (3/24/13)	11
5. Emese Hof	vs. FGCU (3/22/19)	10
6. Beatrice Mompremier	vs. FGCU (3/22/19)	9
Frances Savage	vs. Vanderbilt (3/26/92)	9
Shenise Johnson	vs. Gardner-Webb (3/20/11)	9
Shawnice Wilson	vs. Idaho State (3/17/12)	9

## ASSISTS

### NCAA SINGLE-GAME ASSISTS

Name	Opponent (date)	Ast
1. Jeannie Hebert	vs. Vanderbilt (3/26/92)	8
2. Meghan Saake	at New Mexico (3/22/03)	7
3. Keyanna Harris	vs. Quinnipiac (3/17/18)	6
Shenise Johnson	vs. Oklahoma (3/22/11)	6
Shenise Johnson	vs. Gardner-Webb (3/20/11)	6
Yolanda McCormick	at New Mexico (3/22/03)	6
Della Wilson	at Western Kentucky (3/20/93)	6
Frances Savage	North Carolina (3/21/92)	6
Jeannie Hebert	North Carolina (3/21/92)	6

## STEALS

### NCAA SINGLE-GAME STEALS

Name	Opponent (date)	Stl
1. Yolanda McCormick	vs. Maryland (3/21/04)	5
Carla Harris	St. Peter's (3/17/93)	5
Jeannie Hebert	at Oklahoma State (3/15/89)	5
4. Shenise Johnson	vs. Idaho State (3/17/12)	4
Riquna Williams	vs. Gardner-Webb (3/20/11)	4
Morgan Stroman	vs. Gardner-Webb (3/20/11)	4
Vicki Plowden	vs. Vanderbilt (3/26/92)	4
Jeannie Hebert	North Carolina (3/21/92)	4

## BLOCKED SHOTS

### NCAA SINGLE-GAME BLOCKED SHOTS

Name	Opponent (date)	Blk
1. Emese Hof	vs. South Dakota State (3/19/16)	4
Sylvia Bullock	vs. Gardner-Webb (3/20/11)	4
3. Beatrice Mompremier	vs. FGCU (3/22/19)	3
Ronnie McGarry	North Carolina (3/21/92)	3
Kym Hope	vs. Clemson (3/14/98)	3
6. Adrienne Motley	Quinnipiac (3/20/17)	2
Jassany Williams	at Iowa (3/22/15)	2
Jassany Williams	vs. Washington (3/20/15)	2
Shawnice Wilson	at Gonzaga (3/19/12)	2
Shawnice Wilson	vs. Idaho State (3/17/12)	2

# INDIVIDUAL WNIT GAME RECORDS

## SCORING

### WNIT SINGLE-GAME SCORING

Name	Opponent (date)	Pts
1. Frances Savage	vs. Charlotte (3/24/90)	36
2. Shenise Johnson	at Providence (3/28/10)	33
3. Tamara James	FIU (3/18/06)	32
4. Tamara James	at Virginia (3/22/06)	31
5. Elaine Harlow	vs. Illinois State (3/22/90)	27

## FIELD GOALS

### WNIT SINGLE-GAME FIELD GOALS MADE

Name	Opponent (date)	FGM
1. Frances Savage	vs. Charlotte (3/24/90)	14
2. Shenise Johnson	at Providence (3/28/10)	11
2. Kym Hope	at Rice (3/12/99)	11
2. Frances Savage	vs. Kentucky (3/23/90)	11
5. Tamara James	at Virginia (3/22/06)	10
5. Elaine Harlow	vs. Illinois State (3/22/90)	10
5. Frances Savage	vs. Illinois State (3/22/90)	10

### WNIT SINGLE-GAME FIELD GOAL ATTEMPTS

Name	Opponent (date)	FGA
1. Chanivvia Broussard	at Houston (3/16/02)	23
2. Tamara James	FIU (3/18/06)	22
2. Frances Savage	vs. Kentucky (3/23/90)	22
4. Tamara James	at Virginia (3/22/06)	21
4. Frances Savage	vs. Charlotte (3/24/90)	21
4. Frances Savage	vs. Illinois State (3/22/90)	21

### WNIT SINGLE-GAME FIELD GOAL PCT. (10 FGA MIN.)

Name	FG	FGA	Pct	Opponent (date)
1. Shenise Johnson	11	14	.786	at Providence (3/28/10)
2. Cassandra Wimes	7	10	.700	at Rice (3/12/99)
3. Frances Savage	14	21	.667	vs. Charlotte (3/24/90)
4. Martha Bodley	8	12	.667	at Houston (3/16/02)
5. Kym Hope	11	17	.647	at Rice (3/12/99)

## 3-POINT FIELD GOALS

### WNIT SINGLE-GAME 3-POINT FG MADE

Name	Opponent (date)	3PM
1. Riquana Williams	at Michigan (3/31/10)	7
2. Krystal Saunders	Stetson (3/20/14)	5
2. Riquana Williams	North Carolina A&T (3/25/10)	5
4. Shenise Johnson	at Providence (3/28/10)	4
4. Riquana Williams	at Providence (3/28/10)	4
4. Tamara James	FIU (3/18/06)	4
4. Melissa Knight	FIU (3/18/06)	4
4. Sheila James	at Houston (3/16/02)	4

### WNIT SINGLE-GAME 3-POINT FG ATTEMPTS

Name	Opponent (date)	3PA
1. Riquana Williams	at Michigan (3/31/10)	15
2. Krystal Saunders	Stetson (3/20/14)	13
3. Elaine Harlow	vs. Kentucky (3/23/90)	10
4. Tamara James	FIU (3/18/06)	9
4. Sheila James	at Houston (3/16/02)	9
4. Elaine Harlow	vs. Illinois State (3/22/90)	9

### WNIT SINGLE-GAME 3-POINT FG PCT. (≥ 3PM MIN.)

Name	3PM	3PA	Pct	Opponent (date)
1. Shenise Johnson	4	4	1.000	at Providence (3/28/10)
2. Katie Hayek	2	2	1.000	FIU (3/18/06)
3. Melissa Knight	4	5	.800	FIU (3/18/06)
4. Shenise Johnson	3	5	.600	at Michigan (3/31/10)

4. Melissa Knight	3	5	.600	at Virginia (3/22/06)
4. Cassandra Wimes	3	5	.600	at Rice (3/12/99)

## FREE THROWS

### WNIT SINGLE-GAME FREE THROWS MADE

Name	Opponent (date)	FTM
1. Tamara James	FIU (3/18/06)	14
2. Tamara James	at Virginia (3/22/06)	10
3. Jeannie Hebert	vs. Charlotte (3/24/90)	8
4. Shenise Johnson	at Providence (3/28/10)	7
5. Charmaine Clark	Florida (3/21/10)	6

### WNIT SINGLE-GAME FREE THROW ATTEMPTS

Name	Opponent (date)	FTA
1. Tamara James	FIU (3/18/06)	16
2. Tamara James	at Virginia (3/22/06)	14
3. Jeannie Hebert	vs. Charlotte (3/24/90)	13
4. Shenise Johnson	at Providence (3/28/10)	8
4. Shenise Johnson	North Carolina A&T (3/25/10)	8
4. Charmaine Clark	Florida (3/21/10)	8

### WNIT SINGLE-GAME FREE THROW PCT. (5 FTA MIN.)

Name	FTM	FTA	Pct	Opponent (date)
1. Renee Taylor	5	5	1.000	FIU (3/18/06)
2. Tamara James	14	16	.875	FIU (3/18/06)
3. Shenise Johnson	7	8	.875	at Providence (3/28/10)
4. Adrienne Motley	5	6	.833	Stetson (3/20/14)
4. Diane Barnes	5	6	.833	at Providence (3/28/10)
4. Frances Savage	5	6	.833	vs. Charlotte (3/24/90)
4. Frances Savage	5	6	.833	vs. Illinois State (3/22/90)

## REBOUNDS

### WNIT SINGLE-GAME REBOUNDS

Name	Opponent (date)	Reb
1. Keyona Hayes	Stetson (3/20/14)	15
2. Frances Savage	vs. Kentucky (3/23/90)	12
3. Diane Barnes	FGCU (3/18/10)	11
3. Frances Savage	vs. Charlotte (3/24/90)	11
3. Frances Savage	vs. Illinois State (3/22/90)	11

### WNIT SINGLE-GAME OFFENSIVE REBOUNDS

Name	Opponent (date)	Reb
1. Frances Savage	vs. Charlotte (3/24/90)	8
2. Martha Bodley	at Houston (3/16/02)	6
2. Frances Savage	vs. Kentucky (3/23/90)	6
4. Keyona Hayes	Stetson (3/20/14)	5
4. Morgan Stroman	at Michigan (3/31/10)	5
4. Shenise Johnson	Florida (3/21/10)	5
4. Tamara James	at Virginia (3/22/06)	5
4. Frances Savage	vs. Illinois State (3/22/90)	5

### WNIT SINGLE-GAME DEFENSIVE REBOUNDS

Name	Opponent (date)	Reb
1. Keyona Hayes	Stetson (3/20/14)	10
2. Charmaine Clark	at Michigan (3/31/10)	8
2. Diane Barnes	FGCU (3/18/10)	8
2. Tamara James	FIU (3/18/06)	8
2. Martha Bodley	at Georgia Tech (3/13/02)	8



# INDIVIDUAL WNIT GAME RECORDS

## ASSISTS

### WNIT SINGLE-GAME ASSISTS

Name	Opponent (date)	Ast
1. Renee Taylor	FIU (3/18/06)	10
2. Sherise Johnson	Florida (3/21/10)	8
2. Renee Taylor	at Virginia (3/22/06)	8
4. Sherise Johnson	at Michigan (3/31/10)	7
4. Charmaine Clark	North Carolina A&T (3/25/10)	7
4. Sherise Johnson	FGCU (3/18/10)	7
4. Elaine Harlow	vs. Charlotte (3/24/90)	7

## STEALS

### WNIT SINGLE-GAME STEALS

Name	Opponent (date)	Stl
1. Tamara James	FIU (3/18/06)	5
2. Sherise Johnson	at Michigan (3/31/10)	4
2. Morgan Stroman	North Carolina A&T (3/25/10)	4
2. Melissa Knight	FIU (3/18/06)	4
2. Renee Taylor	FIU (3/18/06)	4
2. Meghan Saake	at Georgia Tech (3/13/02)	4
2. Elaine Harlow	vs. Charlotte (3/24/90)	4
2. Lisa Jones	vs. Charlotte (3/24/90)	4
2. Nanci Clayton	vs. Kentucky (3/23/90)	4

## BLOCKED SHOTS

### WNIT SINGLE-GAME BLOCKED SHOTS

Name	Opponent (date)	Blk
1. Jassany Williams	Stetson (3/20/14)	3
1. Martha Bodley	at Houston (3/16/02)	3
1. Chanivia Broussard	at Houston (3/16/02)	3
1. Kym Hope	at Rice (3/12/99)	3
5. Sylvia Bullock	North Carolina A&T (3/25/10)	2
5. Diane Barnes	FGCU (3/18/10)	2
5. Meghan Saake	at Houston (3/16/02)	2
5. Belinda Kunczt	vs. Kentucky (3/23/90)	2
5. Frances Savage	vs. Kentucky (3/23/90)	2

# INDIVIDUAL ACC TOURNAMENT GAME RECORDS

## SCORING

### ACC TOURN. SINGLE-GAME SCORING

Name	Opponent (date)	Pts
1. Riquana Williams	vs. Wake Forest (3/4/10)	28
2. Beatrice Mompremier	vs. Syracuse (3/8/19)	27
3. Emese Hof	vs. Syracuse (3/8/19)	25
Shenise Johnson	vs. NC State (3/4/11)	25
Jessica Thomas	vs. Notre Dame (3/6/15)	24
6. Riquana Williams	vs. Wake Forest (3/2/12)	22
Riquana Williams	vs. NC State (3/4/11)	22

## FIELD GOALS

### ACC TOURN. SINGLE-GAME FIELD GOALS MADE

Name	Opponent (date)	FGM
1. Beatrice Mompremier	vs. Syracuse (3/8/19)	11
2. Emese Hof	vs. Syracuse (3/8/19)	10
Shenise Johnson	vs. NC State (3/4/11)	10
Riquana Williams	vs. Wake Forest (3/4/10)	10
5. Emese Hof	vs. Florida State (3/2/18)	9
Keyona Hayes	vs. Pittsburgh (3/3/16)	9
Jessica Thomas	vs. Notre Dame (3/6/15)	9
Riquana Williams	vs. Wake Forest (3/2/12)	9

### ACC TOURN. SINGLE-GAME FIELD GOAL ATTEMPTS

Name	Opponent (date)	FGA
1. Riquana Williams	vs. Wake Forest (3/4/10)	25
2. Riquana Williams	vs. North Carolina (3/5/11)	24
3. Riquana Williams	vs. Wake Forest (3/2/12)	21
4. Shenise Johnson	vs. North Carolina (3/4/11)	20
Shenise Johnson	vs. NC State (3/4/11)	20

### ACC TOURN. SINGLE-GAME FG PCT. (10 FGA MIN.)

Name	FG	FGA	Pct	Opponent (date)
1. Keyona Hayes	8	11	.727	vs. Georgia Tech (3/2/17)
2. Emese Hof	7	10	.700	vs. Florida State (3/4/16)
3. Beatrice Mompremier	11	16	.688	vs. Syracuse (3/9/19)
4. Emese Hof	10	15	.667	vs. Syracuse (3/9/19)
5. Jessica Thomas	9	14	.643	vs. Notre Dame (3/5/15)
6. Keyona Hayes	7	11	.636	vs. Duke (3/4/17)
Emese Hof	7	11	.636	vs. Georgia Tech (3/2/17)

*Note: Keyona Hayes has the record for most field goals made without a miss (9-of-9, vs. Pittsburgh, 3/3/16)*

## 3-POINT FIELD GOALS

### ACC TOURN. SINGLE-GAME 3-POINT FG MADE

Name	Opponent (date)	3PM
1. Jessica Thomas	vs. Notre Dame (3/5/16)	5
1. Jessica Thomas	vs. Florida State (3/4/16)	5
3. Krystal Saunders	vs. Florida State (3/6/14)	4
3. Riquana Williams	vs. Wake Forest (3/2/12)	4
3. Riquana Williams	vs. North Carolina (3/5/11)	4
3. Shenise Johnson	vs. NC State (3/4/11)	4

### ACC TOURN. SINGLE-GAME 3-POINT FG ATTEMPTS

Name	Opponent (date)	3PA
1. Riquana Williams	vs. North Carolina (3/5/11)	11
2. Stefanie Yderstrom	vs. NC State (3/4/11)	10
3. Jessica Thomas	vs. Notre Dame (3/5/16)	9
Stefanie Yderstrom	vs. Florida State (3/8/13)	9
Riquana Williams	vs. NC State (3/4/11)	9
Riquana Williams	vs. Wake Forest (3/4/10)	9

### ACC TOURN. SINGLE-GAME 3-POINT FG PCT. (2 3PM MIN.)

Name	3PM	3PA	Pct	Opponent (date)
1. Jessica Thomas	5	6	.833	vs. Florida State (3/4/16)
2. Shenise Johnson	4	5	.800	vs. NC State (3/4/11)
3. Maurita Reid	2	3	.667	vs. Georgia Tech (3/1/07)
4. Jessica Thomas	3	5	.600	vs. Florida State (3/6/15)
Necole Sterling	3	5	.600	vs. Virginia (3/5/15)

## FREE THROWS

### ACC TOURN. SINGLE-GAME FREE THROWS MADE

Name	Opponent (date)	FTM
1. Morgan Stroman	vs. Florida State (3/8/13)	8
Fallon Phanord	vs. North Carolina (3/5/05)	8
3. Keyanna Harris	vs. Wake Forest (3/1/18)	7
Shawnice Wilson	vs. Virginia Tech (3/7/13)	7
Riquana Williams	vs. NC State (3/4/11)	7

### ACC TOURN. SINGLE-GAME FREE THROW ATTEMPTS

Name	Opponent (date)	FTA
1. Morgan Stroman	vs. Florida State (3/8/13)	10
Riquana Williams	vs. NC State (3/4/11)	10
3. Riquana Williams	vs. Wake Forest (3/4/10)	9
4. Keyanna Harris	vs. Wake Forest (3/1/18)	8
Morgan Stroman	vs. Virginia Tech (3/7/13)	8
Shawnice Wilson	vs. Virginia Tech (3/7/13)	8
Morgan Stroman	vs. NC State (3/4/11)	8
Fallon Phanord	vs. North Carolina (3/5/05)	8

### ACC TOURN. SINGLE-GAME FREE THROW PCT. (5 FTA MIN.)

Name	FTM	FIA	Pct	Opponent (date)
1. Fallon Phanord	8	8	1.000	vs. North Carolina (3/5/05)
2. Keyanna Harris	7	8	.875	vs. Wake Forest (3/1/18)
Shawnice Wilson	7	8	.875	vs. Virginia Tech (3/7/13)
4. Shenise Johnson	5	6	.833	vs. North Carolina (3/5/05)
Lamese James	5	6	.833	vs. Florida State (3/5/09)

## REBOUNDS

### ACC TOURN. SINGLE-GAME REBOUNDS

Name	Opponent (date)	Reb
1. Shawnice Wilson	vs. Florida State (3/8/13)	18
2. Shenise Johnson	vs. North Carolina (3/5/11)	14
Tamara James	vs. North Carolina (3/5/05)	14
4. Morgan Stroman	vs. Virginia Tech (3/7/13)	13
Shawnice Wilson	vs. Wake Forest (3/2/12)	13
Shenise Johnson	vs. NC State (3/4/11)	13

### ACC TOURN. SINGLE-GAME OFFENSIVE REBOUNDS

Name	Opponent (date)	Reb
1. Shawnice Wilson	vs. Wake Forest (3/2/12)	6
Shenise Johnson	vs. Boston College (3/5/09)	6
3. Morgan Stroman	vs. Florida State (3/8/13)	5
Shawnice Wilson	vs. Florida State (3/8/13)	5
Shenise Johnson	vs. North Carolina (3/5/11)	5
Morgan Stroman	vs. Wake Forest (3/4/10)	5
Renee Taylor	vs. Georgia Tech (3/2/06)	5

### ACC TOURN. SINGLE-GAME DEFENSIVE REBOUNDS

Name	Opponent (date)	Reb
1. Shawnice Wilson	vs. Florida State (3/8/13)	13
2. Morgan Stroman	vs. Virginia Tech (3/7/13)	12
3. Tamara James	vs. North Carolina (3/5/05)	10
4. Beatrice Mompremier	vs. Syracuse (3/9/19)	9
Shenise Johnson	vs. North Carolina (3/5/11)	9
Shenise Johnson	vs. NC State (3/4/11)	9



# INDIVIDUAL ACC TOURNAMENT GAME RECORDS

## ASSISTS

### ACC TOURN. SINGLE-GAME ASSISTS

Name	Opponent (date)	Ast
1. Keyanna Harris	vs. Wake Forest (3/1/18)	8
2. Michelle Woods	vs. Florida State (3/4/16)	6
Shenise Johnson	vs. Wake Forest (3/2/12)	6
Riquna Williams	vs. NC State (3/4/11)	6
LaToya Cunningham	vs. Boston College (3/5/09)	6
Yalonda McCormick	vs. North Carolina (3/5/05)	6

## STEALS

### ACC TOURN. SINGLE-GAME STEALS

Name	Opponent (date)	Stl
1. Yalonda McCormick	vs. North Carolina (3/5/05)	6
2. Erykah Davenport	vs. Wake Forest (3/1/18)	5
Adrienne Motley	vs. Florida State (3/4/16)	5
Morgan Stroman	vs. NC State (3/4/11)	5
Renee Taylor	vs. Georgia Tech (3/2/06)	5
Tamara James	vs. Georgia Tech (3/4/05)	5

## BLOCKED SHOTS

### ACC TOURN. SINGLE-GAME BLOCKED SHOTS

Name	Opponent (date)	Blk
1. Jassany Williams	vs. Virginia (3/5/15)	5
2. Emese Hof	vs. Syracuse (3/9/19)	3
Emese Hof	vs. Georgia Tech (3/2/17)	3
Emese Hof	vs. Pittsburgh (3/3/16)	3
Morgan Stroman	vs. Florida State (3/8/13)	3
Sylvia Bullock	vs. Wake Forest (3/2/12)	3

# YEARLY LEADERS

## SCORING AVERAGE

1979-1980	Sylvia Wilson	15.8
1980-1981	Sylvia Wilson	17.6
1981-1982	Sylvia Wilson	18.7
1982-1983	Donna Mapp	17.1
1983-1984	Cardelia Fulmore	19.5
1984-1985	Cardelia Fulmore	19.1
1985-1986	Maria Rivera	21.4
1986-1987	Maria Rivera	20.9
1987-1988	Maria Rivera	23.3
1988-1989	Frances Savage	22.4
1989-1990	Frances Savage	23.6
1990-1991	Jeannie Hebert	16.9
1991-1992	Frances Savage	23.2
1992-1993	Holly Rilinger	15.8
1993-1994	Desma Thomas	14.0
1994-1995	Octavia Blue	14.5
1995-1996	Octavia Blue	16.0
1996-1997	Desma Thomas	15.4
1997-1998	Octavia Blue	19.2
1998-1999	Kym Hope	17.2
1999-2000	Shelia James	15.2
2000-2001	Chanivia Broussard	13.2
2001-2002	Chanivia Broussard	14.2
2002-2003	Tamara James	21.0
2003-2004	Tamara James	16.6
2004-2005	Tamara James	22.3
2005-2006	Tamara James	21.5
2006-2007	Renee Taylor	18.6
2007-2008	Maurita Reid	15.3
2008-2009	Shenise Johnson	12.8
2009-2010	Riquna Williams	19.6
2010-2011	Riquna Williams	21.7
2011-2012	Shenise Johnson	17.0
2012-2013	Morgan Stroman	12.9
2013-2014	Adrienne Motley	11.1
2014-2015	Adrienne Motley	16.9
2015-2016	Adrienne Motley	15.7
2016-2017	Adrienne Motley	13.3
2017-2018	Erykah Davenport	12.5
2018-2019	Beatrice Mompremier	16.7

## REBOUNDING AVERAGE

1979-1980	Sylvia Wilson	10.4
1980-1981	Sylvia Wilson	11.8
1981-1982	Sylvia Wilson	11.5
1982-1983	Donna Mapp	11.5
1983-1984	Cardelia Fulmore	11.6
1984-1985	Cardelia Fulmore	8.9
1985-1986	Hope Butler	5.5
1986-1987	Hope Butler	8.9
1987-1988	Hope Butler	8.0
1988-1989	Frances Savage	9.2
1989-1990	Frances Savage	9.5
1990-1991	Vicki Plowden	10.0
1991-1992	Frances Savage	10.6
1992-1993	Vicki Plowden	10.0
1993-1994	Tanya Young	9.9
1994-1995	Octavia Blue	7.2
1995-1996	Jennifer Jordon	6.7
1996-1997	Kym Hope	8.1
1997-1998	Kym Hope	10.6
1998-1999	Kym Hope	8.7
1999-2000	Alicia Hartlaub	7.3
2000-2001	Dalia Clarke	6.4

2001-2002	Shaquana Wilkins	6.0
2002-2003	Tamara James	7.9
2003-2004	Shaquana Wilkins	8.5
2004-2005	Tamara James	6.9
2005-2006	Tamara James	7.8
2006-2007	Brittany Denson	6.9
2007-2008	Maurita Reid	5.6
2008-2009	Shenise Johnson	7.1
2009-2010	Shenise Johnson	7.7
2010-2011	Shenise Johnson	8.3
2011-2012	Shenise Johnson	8.0
2012-2013	Morgan Stroman	8.8
2013-2014	Keyona Hayes	6.5
2014-2015	Jassany Williams	6.0
2015-2016	Keyona Hayes & Emese Hof	5.5
2016-2017	Keyona Hayes	6.1
2017-2018	Erykah Davenport	8.6
2018-2019	Beatrice Mompremier	12.2

## FIELD GOAL PCT. (200 FGA MIN.)

1979-1980	Sylvia Wilson	.530
1980-1981	Dottie Richardson	.514
1981-1982	Sylvia Wilson	.439
1982-1983	Donna Mapp	.492
1983-1984	Cardelia Fulmore	.539
1984-1985	Cardelia Fulmore	.548
1985-1986	Hope Butler	.467
1986-1987	Hope Butler	.501
1987-1988	Hope Butler	.531
1988-1989	Frances Savage	.548
1989-1990	Frances Savage	.540
1990-1991	Vicki Plowden	.539
1991-1992	Vicki Plowden	.515
1992-1993	Vicki Plowden	.457
1993-1994	Nickki Mitchell	.394
1994-1995	Sheron Murray	.398
1995-1996	Octavia Blue	.488
1996-1997	Kym Hope	.540
1997-1998	Kym Hope	.534
1998-1999	Kym Hope	.529
1999-2000	Alicia Hartlaub	.436
2000-2001	Dalia Clarke	.452
2001-2002	Shaquana Wilkins	.482
2002-2003	Tamara James	.516
2003-2004	Shaquana Wilkins	.520
2004-2005	Tamara James	.480
2005-2006	Melissa Knight	.498
2006-2007	Albrey Grimsley	.463
2007-2008	Albrey Grimsley	.408
2008-2009	Shenise Johnson	.385
2009-2010	Diane Barnes	.545
2010-2011	Morgan Stroman	.519
2011-2012	Shenise Johnson	.452
2012-2013	Shawnice Wilson	.519
2013-2014	Keyona Hayes	.506
2014-2015	Adrienne Motley	.492
2015-2016	Emese Hof	.542
2016-2017	Keyona Hayes	.540
2017-2018	Erykah Davenport	.549
2018-2019	Emese Hof	.586

## FREE THROW PCT. (70 FTA MIN.)

1979-1980	Sandra Wells & Pat Bentoski	.673
1980-1981	Gwen Harris	.779
1981-1982	Sylvia Wilson	.618



# YEARLY LEADERS

1982-1983	Dana Hunter	.675
1983-1984	Robin Harmony	.657
1984-1985	Maria Rivera	.729
1985-1986	Maria Rivera	.730
1986-1987	Maria Rivera	.791
1987-1988	Maria Rivera	.828
1988-1989	Elaine Harlow	.796
1989-1990	Frances Savage	.786
1990-1991	Jeannie Hebert	.758
1991-1992	Jeannie Hebert	.835
1992-1993	Holly Rilinger	.857
1993-1994	Desma Thomas	.679
1994-1995	Rinat Zaltz	.734
1995-1996	Cassandra Wimes	.714
1996-1997	Desma Thomas	.800
1997-1998	Kym Hope	.771
1998-1999	Kym Hope	.810
1999-2000	Gina Graziani	.714
2000-2001	Meghan Saake	.629
2001-2002	Shaquana Wilkins	.711
2002-2003	Tamara James	.760
2003-2004	Tamara James	.766
2004-2005	Tamara James	.770
2005-2006	Renee Taylor	.836
2006-2007	Renee Taylor	.843
2007-2008	Maurita Reid	.651
2008-2009	Shenise Johnson	.820
2009-2010	Shenise Johnson	.773
2010-2011	Shenise Johnson	.846
2011-2012	Shenise Johnson	.877
2012-2013	Stefanie Yderstrom	.883
2013-2014	Krystal Saunders	.775
2014-2015	Adrienne Motley	.764
2015-2016	Adrienne Motley	.767
2016-2017	Jessica Thomas	.781
2017-2018	Mykea Gray	.748
2018-2019	Laura Cornelius	.852

2005-2006	Renee Taylor	115
2006-2007	Albrey Grimsley	82
2007-2008	Albrey Grimsley	93
2008-2009	Shenise Johnson	122
2009-2010	Shenise Johnson	166
2010-2011	Shenise Johnson	127
2011-2012	Shenise Johnson	141
2012-2013	Stefanie Yderstrom	75
2013-2014	Adrienne Motley	82
2014-2015	Jessica Thomas	74
2015-2016	Jessica Thomas	120
2016-2017	Jessica Thomas	130
2017-2018	Endia Banks	87
2018-2019	Laura Cornelius	141

## STEALS

1979-1980	Dottie Richardson	100
1980-1981	Dottie Richardson & Loretta Harvey	105
1981-1982	Loretta Harvey	84
1982-1983	Gwen Harris	64
1983-1984	Robin Harmony	98
1984-1985	Cardelia Fulmore & Maria Rivera	100
1985-1986	Maria Rivera	77
1986-1987	Maria Rivera	106
1987-1988	Maria Rivera	99
1988-1989	Frances Savage & Elaine Harlow	56
1989-1990	Frances Savage	71
1990-1991	Jeannie Hebert	71
1991-1992	Vicki Plowden	76
1992-1993	Della Wilson	93
1993-1994	Ronnie McGarry	49
1994-1995	Maureen Faulkner	49
1995-1996	Desma Thomas	60
1996-1997	Desma Thomas	60
1997-1998	Kym Hope	56
1998-1999	Kym Hope	54
1999-2000	Shelia James	26
2000-2001	Meghan Saake	74
2001-2002	Meghan Saake	121
2002-2003	Meghan Saake	114
2003-2004	Yalonda McCormick	93
2004-2005	Yalonda McCormick	78
2005-2006	Tamara James	93
2006-2007	Maurita Reid	95
2007-2008	Maurita Reid	110
2008-2009	Shenise Johnson	78
2009-2010	Shenise Johnson	111
2010-2011	Morgan Stroman	109
2011-2012	Shenise Johnson	108
2012-2013	Morgan Stroman	57
2013-2014	Suriya McGuire	43
2014-2015	Adrienne Motley	47
2015-2016	Adrienne Motley	53
2016-2017	Jessica Thomas	52
2017-2018	Keyanna Harris	66
2018-19	Mykea Gray	41

## BLOCKED SHOTS

1979-1980	Sylvia Wilson	80
1980-1981	Sylvia Wilson	61
1981-1982	Sylvia Wilson	57
1982-1983	Donna Mapp	15
1983-1984	Joani Bowles	45
1984-1985	Cardelia Fulmore	25
1985-1986	Julie Colville	8

## ASSISTS

1979-1980	Pat Bentoski	130
1980-1981	Loretta Harvey	156
1981-1982	Loretta Harvey	168
1982-1983	Loretta Harvey	120
1983-1984	Loretta Harvey	144
1984-1985	Maria Rivera	149
1985-1986	Maria Rivera	89
1986-1987	Maria Rivera	141
1987-1988	Maria Rivera	108
1988-1989	Jeannie Hebert	147
1989-1990	Jeannie Hebert	137
1990-1991	Jeannie Hebert	189
1991-1992	Jeannie Hebert	221
1992-1993	Della Wilson	134
1993-1994	Nickki Mitchell	65
1994-1995	Maureen Faulkner	71
1995-1996	Desma Thomas	72
1996-1997	Gina Graziani	198
1997-1998	Gina Graziani	210
1998-1999	Gina Graziani	153
1999-2000	Gina Graziani	94
2000-2001	Meghan Saake	99
2001-2002	Meghan Saake	125
2002-2003	Yalonda McCormick	185
2003-2004	Yalonda McCormick	157
2004-2005	Yalonda McCormick	167



## YEARLY LEADERS

1986-1987	Regina Brant	5	2015-2016	Jessica Thomas	31.6
1987-1988	Ruth Smith	12	2016-2017	Jessica Thomas	32.2
1988-1989	Frances Savage	17	2017-2018	Endia Banks	26.4
1989-1990	Belinda Kunczt	35	2018-2019	Laura Cornelius	31.1
1990-1991	Vicki Plowden	27			
1991-1992	Vicki Plowden	35			
1992-1993	Vicki Plowden	40			
1993-1994	Tanya Young	23			
1994-1995	Octavia Blue	20			
1995-1996	Desma Thomas	21			
1996-1997	Kym Hope	53			
1997-1998	Kym Hope	33			
1998-1999	Kym Hope	62			
1999-2000	Alicia Hartlaub	11			
2000-2001	Chanivia Broussard	32			
2001-2002	Chanivia Broussard & Martha Bodley	35			
2002-2003	Meghan Saake	36			
2003-2004	Shaquana Wilkins	37			
2004-2005	Imani Dhahabu	24			
2005-2006	Brittany Denson	30			
2006-2007	Brittany Denson	17			
2007-2008	Charmaine Clark	18			
2008-2009	Shenise Johnson	29			
2009-2010	Sylvia Bullock	35			
2010-2011	Morgan Stroman & Sylvia Bullock	29			
2011-2012	Sylvia Bullock	44			
2012-2013	Morgan Stroman	39			
2013-2014	Jassany Williams	57			
2014-2015	Jassany Williams	74			
2015-2016	Emese Hof	42			
2016-2017	Emese Hof	31			
2017-2018	Emese Hof	40			
2018-2019	Emese Hof	69			

*All categories for the program's first seven seasons (1972-79) are unavailable, with minutes leaders unavailable through 1984-85*

## MINUTES PER GAME

1985-1986	Maria Rivera	37.7
1986-1987	Maria Rivera	37.0
1987-1988	Maria Rivera	36.3
1988-1989	Jeannie Hebert	34.8
1989-1990	Frances Savage	34.1
1990-1991	Jeannie Hebert	35.9
1991-1992	Jeannie Hebert	34.4
1992-1993	Della Wilson	35.7
1993-1994	Nickki Mitchell	33.6
1994-1995	Octavia Blue	29.8
1995-1996	Desma Thomas	32.1
1996-1997	Desma Thomas	35.8
1997-1998	Gina Graziani	36.3
1998-1999	Kym Hope	33.8
1999-2000	Gina Graziani	33.5
2000-2001	Meghan Saake	30.3
2001-2002	Meghan Saake	36.2
2002-2003	Meghan Saake	36.0
2003-2004	Yalonda McCormick	36.4
2004-2005	Yalonda McCormick	36.4
2005-2006	Tamara James	32.8
2006-2007	Renee Taylor	34.8
2007-2008	Maurita Reid	29.2
2008-2009	Shenise Johnson	31.0
2009-2010	Shenise Johnson	34.8
2010-2011	Shenise Johnson	31.8
2011-2012	Shenise Johnson	31.2
2012-2013	Stefanie Yderstrom	30.0
2013-2014	Krystal Saunders	31.5
2014-2015	Adrienne Motley	31.4

# 1,000 POINTS CLUB

NAME (YEAR)	POINTS	NAME (YEAR)	POINTS
1. Tamara Jones (2002-06)	2406	16. Jessica Thomas (2013-17)	1281
2. Maria Rivera (1984-88)	2358	17. Emese Hof (2015-19)	1229
3. Shenise Johnson (2008-12)	2262	18. Stefanie Yderstrom (2009-13)	1203
4. Frances Savage (1988-92)	2184	19. Wendy Foote (1974-78)	1174
5. Riquana Williams (2008-12)	2148	20. Hope Butler (1984-88)	1157
6. Adrienne Motley (2013-17)	1844	21. Cordelia Fulmore (1983-85)	1142
7. Jeannie Hebert (1988-92)	1766	22. Keyona Hayes (2012-14; 15-17)	1141
8. Octavia Blue (1994-98)	1724	23. Yalonda McCormick (2001-05)	1072
9. Sylvia Wilson (1979-82)	1713	24. Jennifer Jordan (1994-96; 97-99)	1050
10. Chanivia Broussard (2000-04)	1482	25. Cassandra Wimes (1994-96; 97-99)	1034
11. Kym Hope (1995-99)	1462	26. Meghan Saake (1999-03)	1030
12. Vicki Plowden (1990-93)	1404	27. Renee Taylor (2005-07)	1025
13. Morgan Stroman (2009-13)	1371		
14. Robin Harmony (1980-84)	1308		
15. Desma Thomas (1992-94; 95-97)	1284		

## 1. TAMARA JAMES (2002-06) – 2,406

SEASON	GP-GS	FGM-FGA	PCT	3PM-3PA	PCT	FTM-FTA	PCT	REB-AVG	AST	BLK	STL	PTS-AVG
2002-03	31-31	238-461	.516	19-58	.328	155-204	.760	244-7.9	49	14	56	650-21.0
2003-04	28-26	170-340	.500	39-103	.379	85-111	.766	129-4.6	72	18	55	464-16.6
2004-05	29-29	242-504	.480	19-119	.328	124-161	.770	199-6.9	57	13	75	647-22.3
2005-06	30-30	218-449	.486	53-137	.387	156-188	.830	233-7.8	70	11	93	645-21.5
Total	118-116	868-1754	.495	150-417	.360	520-664	.783	805-6.8	248	56	279	2,406-20.4

## 2. MARIA RIVERA (1984-88) – 2,358

SEASON	GP-GS	FGM-FGA	PCT	3PM-3PA	PCT	FTM-FTA	PCT	REB-AVG	AST	BLK	STL	PTS-AVG
1984-85	28-28	202-380	.531	—	—	120-156	.769	93-3.3	149	4	100	524-18.7
1985-86	27-27	230-533	.432	—	—	119-163	.730	118-4.4	89	2	77	579-21.4
1986-87	30-30	251-545	.461	—	—	125-158	.791	97-3.2	141	3	106	627-20.9
1987-88	27-27	209-473	.442	66-177	.373	144-174	.828	102-3.8	108	3	99	628-23.3
Total	112-112	892-1931	.462	66-177	.373	508-651	.780	410-3.7	487	12	382	2,358-21.1

## 3. SHENISE JOHNSON (2008-12) – 2,262

SEASON	GP-GS	FGM-FGA	PCT	3PM-3PA	PCT	FTM-FTA	PCT	REB-AVG	AST	BLK	STL	PTS-AVG
2008-09	30-30	141-366	.385	20-62	.323	82-100	.820	213-7.1	122	29	78	384-12.8
2009-10	36-36	251-506	.496	50-127	.394	133-172	.773	276-7.7	166	21	111	685-19.0
2010-11	33-33	236-484	.488	44-126	.349	132-156	.846	275-8.3	127	26	104	648-19.6
2011-12	32-32	202-447	.452	34-114	.298	107-122	.877	256-8.0	141	14	108	545-17.0
Total	131-131	830-18-3	.460	148-429	.345	3454-550	.825	1020-7.8	556	90	4-1	2,262-17.3

## 4. FRANCES SAVAGE (1988-92) – 2,184

SEASON	GP-GS	FGM-FGA	PCT	3PM-3PA	PCT	FTM-FTA	PCT	REB-AVG	AST	BLK	STL	PTS-AVG
1988-89	29-29	256-467	.548	6-23	.261	131-166	.789	268-9.2	66	17	56	649-22.4
1989-90	31-31	284-526	.540	18-43	.419	147-187	.786	293-9.5	76	17	71	733-23.6
1990-91	2-2	19-43	.442	0-2	.000	22-28	.786	20-10.0	7	0	4	60-30.0
1991-92	32-32	271-557	.487	19-46	.413	181-222	.815	339-10.6	77	10	71	742-23.2
Total	94-94	830-1593	.521	43-114	.377	481-603	.798	920-9.8	226	44	202	2,184-23.2

## 5. RIQUANA WILLIAMS (2008-12) – 2,148

SEASON	GP-GS	FGM-FGA	PCT	3PM-3PA	PCT	FTM-FTA	PCT	REB-AVG	AST	BLK	STL	PTS-AVG
2008-09	26-6	78-261	.299	24-111	.216	47-61	.770	51-2.0	19	11	44	227-8.7
2009-10	36-25	253-628	.403	106-294	.361	95-129	.736	152-4.2	62	17	64	707-19.6
2010-11	33-33	251-632	.397	75-252	.298	140-181	.773	176-5.3	93	16	91	717-21.7
2011-12	30-27	178-448	.397	67-182	.368	74-92	.804	103-3.4	77	20	71	497-16.6
Total	125-91	760-1969	.386	272-839	.324	356-463	.769	482-3.9	251	64	270	2,148-17.2

## 6. ADRIENNE MOTLEY (2013-17) – 1,844

SEASON	GP-GS	FGM-FGA	PCT	3PM-3PA	PCT	FTM-FTA	PCT	REB-AVG	AST	BLK	STL	PTS-AVG
2013-14	31-28	128-288	.444	21-70	.300	66-91	.725	122-3.9	82	5	39	343-11.1
2014-15	33-33	214-435	.492	35-99	.354	94-123	.764	139-4.2	68	3	47	557-16.9
2015-16	33-33	191-440	.529	58-159	.365	79-103	.767	119-3.6	84	2	53	519-15.7
2016-17	32-32	156-374	.417	55-149	.359	58-79	.734	93-2.9	86	12	34	425-13.3
TOTAL	129-126	689-1537	.448	169-477	.354	297-396	.750	473-3.7	320	22	173	1,844-14.3

# 1,000 POINTS CLUB

## 7. JEANNIE HEBERT (1988-92) – 1,766

SEASON	GP-GS	FGM-FGA	PCT	3PM-3PA	PCT	FTM-FTA	PCT	REB-AVG	AST	BLK	STL	PTS-AVG
1988-89	29-29	147-367	.401	3-35	.086	104-159	.654	92-3.2	147	10	44	401-13.8
1989-90	30-30	145-340	.426	3-9	.333	117-153	.765	72-2.4	137	12	49	410-13.7
1990-91	28-28	179-406	.441	14-42	.333	100-132	.758	109-3.9	189	6	71	472-16.9
1991-92	32-32	181-379	.478	5-16	.313	116-139	.835	70-2.2	221	7	73	483-15.1
<b>Total</b>	<b>129-126</b>	<b>652-1492</b>	<b>.437</b>	<b>25-102</b>	<b>.245</b>	<b>437-583</b>	<b>.750</b>	<b>343-2.9</b>	<b>694</b>	<b>35</b>	<b>237</b>	<b>1,766-14.8</b>

## 8. OCTAVIA BLUE (1994-98) – 1,724

SEASON	GP-GS	FGM-FGA	PCT	3PM-3PA	PCT	FTM-FTA	PCT	REB-AVG	AST	BLK	STL	PTS-AVG
1994-95	24-23	127-329	.386	0-2	.000	94-144	.653	172-7.2	14	20	32	348-14.5
1995-96	27-27	178-365	.488	0-0	.000	76-134	.567	174-6.4	26	5	35	432-16.0
1996-97	29-28	161-382	.421	0-1	.000	66-102	.647	162-5.6	15	5	37	388-13.4
1997-98	29-29	205-448	.458	24-53	.453	122-169	.722	164-5.7	23	8	35	556-19.2
<b>TOTAL</b>	<b>109-107</b>	<b>671-1524</b>	<b>.440</b>	<b>24-56</b>	<b>.429</b>	<b>358-549</b>	<b>.652</b>	<b>672-6.2</b>	<b>78</b>	<b>38</b>	<b>139</b>	<b>1,724-15.8</b>

## 9. SYLVIA WILSON (1979-82) – 1,713

SEASON	GP-GS	FGM-FGA	PCT	3PM-3PA	PCT	FTM-FTA	PCT	REB-AVG	AST	BLK	STL	PTS-AVG
1979-80	33-30	232-438	.530	—	—	56-103	.544	344-10.4	24	80	56	520-15.8
1980-81	38-37	268-568	.472	—	—	134-222	.604	449-11.8	17	61	53	670-17.6
1981-82	28-27	221-503	.439	—	—	81-131	.618	322-11.5	21	57	45	523-18.7
<b>TOTAL</b>	<b>99-94</b>	<b>721-1509</b>	<b>.478</b>	<b>—</b>	<b>—</b>	<b>271-456</b>	<b>.594</b>	<b>1115-11.3</b>	<b>62</b>	<b>198</b>	<b>154</b>	<b>1,713-17.3</b>

## 10. CHANIVIA BROUSSARD (2000-04) – 1,482

SEASON	GP-GS	FGM-FGA	PCT	3PM-3PA	PCT	FTM-FTA	PCT	REB-AVG	AST	BLK	STL	PTS-AVG
2000-01	27-22	158-369	.428	4-15	.267	36-74	.486	152-25.6	22	32	46	356-13.2
2001-02	29-20	173-407	.425	13-51	.255	54-85	.635	124-4.3	27	35	57	413-14.2
2002-03	29-5	115-263	.437	8-31	.258	35-69	.507	126-4.3	31	32	35	273-9.4
2003-04	29-28	175-359	.487	3-15	.200	87-127	.685	181-6.2	48	33	64	440-15.2
<b>TOTAL</b>	<b>114-75</b>	<b>621-1398</b>	<b>.444</b>	<b>28-112</b>	<b>.250</b>	<b>212-355</b>	<b>.597</b>	<b>583-5.1</b>	<b>128</b>	<b>132</b>	<b>202</b>	<b>1,482-13.0</b>

## 11. KYM HOPE (1995-99) – 1,462

SEASON	GP-GS	FGM-FGA	PCT	3PM-3PA	PCT	FTM-FTA	PCT	REB-AVG	AST	BLK	STL	PTS-AVG
1995-96	26-0	28-68	.412	0-0	.000	28-52	.538	95-3.7	11	16	17	84-3.2
1996-97	29-29	143-265	.540	0-2	.000	81-117	.692	234-8.1	33	53	45	367-12.7
1997-98	29-29	191-358	.534	1-1	1.000	128-166	-.771	306-10.6	53	33	56	511-17.6
1998-99	29-29	184-348	.529	0-3	.000	132-163	.810	253-8.7	52	62	54	500-17.2
<b>TOTAL</b>	<b>113-87</b>	<b>546-1039</b>	<b>.526</b>	<b>0-3</b>	<b>.000</b>	<b>369-498</b>	<b>.741</b>	<b>888-7.9</b>	<b>149</b>	<b>164</b>	<b>172</b>	<b>1,462-12.9</b>

## 12. VICKI PLOWDEN (1990-93) – 1,404

SEASON	GP-GS	FGM-FGA	PCT	3PM-3PA	PCT	FTM-FTA	PCT	REB-AVG	AST	BLK	STL	PTS-AVG
1990-91	28-27	194-360	.539	0-0	.000	67-108	.620	281-10.0	18	27	53	455-16.3
1991-92	32-32	194-377	.515	1-2	.500	87-144	.604	265-8.3	17	41	35	476-14.9
1992-93	31-31	191-418	.457	2-5	.400	89-143	.622	311-10.0	44	40	64	473-15.3
<b>TOTAL</b>	<b>91-90</b>	<b>579-1155</b>	<b>.501</b>	<b>3-7</b>	<b>.429</b>	<b>243-395</b>	<b>.615</b>	<b>857-9.4</b>	<b>79</b>	<b>108</b>	<b>152</b>	<b>1,404-15.4</b>

## 13. MORGAN STROMAN (2009-13) – 1,371

SEASON	GP-GS	FGM-FGA	PCT	3PM-3PA	PCT	FTM-FTA	PCT	REB-AVG	AST	BLK	STL	PTS-AVG
2009-10	36-21	83-201	.413	0-1	.000	97-136	.713	211-5.9	38	24	64	263- 7.3
2010-11	33-33	164-316	.519	1-6	.167	121-187	.647	270-8.2	69	29	109	450-13.6
2011-12	19-19	93-168	.554	1-2	.500	58-79	.734	124-6.5	25	8	42	245-12.9
2012-13	32-32	143-301	.475	0-7	.000	127-183	.694	281-8.8	65	39	57	413-12.9
<b>TOTAL</b>	<b>120-105</b>	<b>483-986</b>	<b>.490</b>	<b>2-15</b>	<b>.133</b>	<b>403-585</b>	<b>.688</b>	<b>886-7.4</b>	<b>197</b>	<b>100</b>	<b>272</b>	<b>1,371-11.4</b>

## 14. ROBIN HARMONY (1980-84) – 1,308

SEASON	GP-GS	FGM-FGA	PCT	3PM-3PA	PCT	FTM-FTA	PCT	REB-AVG	AST	BLK	STL	PTS-AVG
1980-81	38-31	159-404	.394	—	—	48-76	.632	174-4.6	139	16	100	366-9.6
1981-82	29-29	133-325	.409	—	—	29-44	.659	193-6.7	127	13	56	295-10.2
1982-83	27-27	120-264	.455	—	—	35-57	.614	218-8.1	67	11	60	275-10.2
1983-84	31-31	163-385	.423	—	—	46-70	.657	175-5.6	115	18	98	372-12.0
<b>TOTAL</b>	<b>125-118</b>	<b>575-1378</b>	<b>.417</b>	<b>—</b>	<b>—</b>	<b>158-247</b>	<b>.640</b>	<b>760-6.1</b>	<b>448</b>	<b>58</b>	<b>314</b>	<b>1,308-10.5</b>

# 1,000 POINTS CLUB

## 15. DESMA THOMAS (1992-94; 1995-97) – 1,284

SEASON	GP-GS	FGM-FGA	PCT	3PM-3PA	PCT	FTM-FTA	PCT	REB-AVG	AST	BLK	STL	PTS-AVG
1992-93	30-6	36-107	.336	0-4	.000	36-65	.554	87-2.9	13	8	20	108-3.6
1993-94	25-24	110-351	.313	25-88	.288	106-156	.679	195-7.8	47	20	37	351-14.0
1994-95	DNP											
1995-96	27-27	120-339	.354	46-155	.297	92-134	.687	134-5.0	72	21	60	378-14.0
1996-97	29-29	135-355	.380	81-216	.375	96-120	.800	136-4.7	64	9	60	447-15.4
TOTAL	111-86	401-1152	.348	152-463	.328	330-475	.695	552-5.0	196	58	177	1,284-11.6

## 16. JESSICA THOMAS (2013-17) – 1,281

SEASON	GP-GS	FGM-FGA	PCT	3PM-3PA	PCT	FTM-FTA	PCT	REB-AVG	AST	BLK	STL	PTS-AVG
2013-14	31-2	52-152	.342	24-92	.261	30-41	.732	58-1.9	50	3	27	158-5.1
2014-15	33-32	106-309	.343	45-155	.290	50-68	.735	88-2.7	74	2	41	307-9.3
2015-16	33-33	139-363	.383	64-181	.354	45-73	.616	122-3.7	120	6	50	387-11.7
2016-17	33-33	138-374	.369	46-158	.291	107-137	.781	79-2.4	130	2	52	429-13.0
TOTAL	130-100	435-1198	.363	179-586	.305	232-319	.727	347-2.7	374	13	170	1,281-9.9

## 17. EMESE HOF (2015-19) – 1,229

SEASON	GP-GS	FGM-FGA	PCT	3PM-3PA	PCT	FTM-FTA	PCT	REB-AVG	AST	BLK	STL	PTS-AVG
2015-16	33-12	117-216	.542	0-1	.000	50-81	.617	180-5.5	24	42	25	284-8.6
2016-17	31-3	87-169	.515	0-1	.000	27-45	.600	128-4.1	26	31	15	201-6.5
2017-18	29-25	106-202	.525	0-1	.000	49-72	.681	158-5.4	30	40	23	261-9.0
2018-19	34-34	197-336	.586	0-0	.000	89-129	.690	282-8.3	64	69	25	483-14.2
TOTAL	127-74	507-923	.549	0-3	.000	215-327	.657	748-5.9	144	182	88	1,229-9.7

## 18. STEFANIE YDERSTROM (2009-13) – 1,203

SEASON	GP-GS	FGM-FGA	PCT	3PM-3PA	PCT	FTM-FTA	PCT	REB-AVG	AST	BLK	STL	PTS-AVG
2009-10	30-17	78-245	.318	47-159	.296	22-26	.846	44-1.5	64	10	26	225-7.5
2010-11	33-33	83-255	.325	53-172	.308	45-54	.833	75-2.3	88	7	44	264-8.0
2011-12	32-32	113-299	.378	68-195	.349	46-54	.852	49-1.5	54	5	36	340-10.6
2012-13	32-32	123-362	.340	60-164	.366	68-77	.883	43-1.3	75	2	41	374-11.7
TOTAL	127-114	397-1161	.342	228-690	.330	181-211	.860	211-1.7	281	24	147	1,203-9.5

## 19. WENDY FOOTE (1974-78) – 1,174

SEASON	GP-GS	FGM-FGA	PCT	3PM-3PA	PCT	FTM-FTA	PCT	REB-AVG	AST	BLK	STL	PTS-AVG
1974-75	13	102	—	—	—	36-72	.500	—	—	—	—	240-18.5
1975-76	15	103	—	—	—	30-59	.508	—	—	—	—	236-15.7
1976-77	18	115	—	—	—	45-68	.662	—	—	—	—	295-16.4
1977-78	16	160	—	—	—	83-119	.697	—	—	—	—	403-25.2
TOTAL	62	480	—	—	—	194-318	.610	—	—	—	—	1,174-18.9

## 20. HOPE BUTLER (1984-88) – 1,157

SEASON	GP-GS	FGM-FGA	PCT	3PM-3PA	PCT	FTM-FTA	PCT	REB-AVG	AST	BLK	STL	PTS-AVG
1984-85	17-0	19-40	.475	—	—	22-35	.629	64-3.8	9	1	14	60-3.5
1985-86	27-24	106-227	.467	—	—	27-48	.563	148-5.5	30	4	43	239-8.9
1986-87	30-30	211-421	.501	—	—	77-125	.616	266-8.9	36	2	82	499-16.6
1987-88	27-25	145-273	.531	0-1	.000	69-98	.704	216-8.0	49	2	51	359-13.3
TOTAL	101-79	481-961	.501	0-1	.000	195-306	.637	694-6.9	124	9	190	1,157-11.5

## 21. CORDELIA FULMORE (1983-85) – 1,142

SEASON	GP-GS	FGM-FGA	PCT	3PM-3PA	PCT	FTM-FTA	PCT	REB-AVG	AST	BLK	STL	PTS-AVG
1983-84	31-31	258-479	.539	—	—	90-141	.638	359-11.6	46	17	88	606-19.5
1984-85	28-28	228-417	.548	—	—	80-123	.650	250-8.9	73	25	100	536-19.1
TOTAL	59-59	486-896	.542	—	—	170-264	.644	609-10.3	119	42	188	1,142-19.4

## 22. KEYONA HAYES (2012-14; 2015-17) – 1,141

SEASON	GP-GS	FGM-FGA	PCT	3PM-3PA	PCT	FTM-FTA	PCT	REB-AVG	AST	BLK	STL	PTS-AVG
2012-13	32-0	67-154	.435	0-1	.000	40-59	.678	166-5.2	12	18	25	174-5.4
2013-14	31-23	127-251	.506	3-11	.273	70-104	.673	203-6.5	34	18	39	327-10.5
2014-15	DNP											
2015-16	33-31	130-243	.535	6-18	.333	35-52	.673	183-5.5	51	10	42	301-9.1
2016-17	33-32	135-250	.540	6-18	.333	63-99	.636	202-6.1	40	22	28	339-10.3
TOTAL	129-86	459-898	.511	15-48	.313	208-314	.662	754-5.8	137	68	134	1,141-8.8

# 1,000 POINTS CLUB

## 23. YALONDA McCORMICK (2001-05) – 1,072

SEASON	GP-GS	FGM-FGA	PCT	3PM-3PA	PCT	FTM-FTA	PCT	REB-AVG	AST	BLK	STL	PTS-AVG
2001-02	17-0	21-72	.292	1-9	.111	7-11	.636	22-1.3	30	0	9	50-2.9
2002-03	31-31	125-300	.417	17-52	.327	49-69	.710	98-3.2	185	7	100	316-10.2
2003-04	29-29	126-333	.378	52-145	.359	50-65	.769	114-3.9	157	11	93	354-12.2
2004-05	28-27	139-369	.377	40-136	.294	34-53	.642	117-4.2	167	7	78	352-12.6
<b>TOTAL</b>	<b>105-87</b>	<b>411-1074</b>	<b>.383</b>	<b>110-342</b>	<b>.322</b>	<b>140-198</b>	<b>.707</b>	<b>351-3.3</b>	<b>539</b>	<b>25</b>	<b>280</b>	<b>1,072-10.2</b>

## 24. JENNIFER JORDAN (1994-96; 1997-99) – 1,050

SEASON	GP-GS	FGM-FGA	PCT	3PM-3PA	PCT	FTM-FTA	PCT	REB-AVG	AST	BLK	STL	PTS-AVG
1994-95	26-7	51-113	.451	0-0	.000	69-99	.697	122-4.7	6	3	26	171-6.6
1995-96	26-23	110-195	.564	0-0	.000	84-126	.667	173-6.7	13	7	34	304-11.7
1996-97	DNP											
1997-98	28-4	65-131	.496	0-0	.000	55-83	.663	85-3.0	7	1	18	185-6.6
1998-99	29-29	139-283	.491	0-0	.000	112-157	.713	200-6.9	15	6	31	390-13.4
<b>TOTAL</b>	<b>109-63</b>	<b>365-722</b>	<b>.506</b>	<b>0-0</b>	<b>.000</b>	<b>320-465</b>	<b>.688</b>	<b>580-5.3</b>	<b>41</b>	<b>17</b>	<b>109</b>	<b>1,050-9.6</b>

## 25. CASSAUNDR A WIMES (1994-96; 1997-99) – 1,034

SEASON	GP-GS	FGM-FGA	PCT	3PM-3PA	PCT	FTM-FTA	PCT	REB-AVG	AST	BLK	STL	PTS-AVG
1994-95	26-7	51-113	.451	0-0	.000	69-99	.697	122-4.7	6	3	26	171-6.6
1995-96	26-23	110-195	.564	0-0	.000	84-126	.667	173-6.7	13	7	34	304-11.7
1996-97	DNP											
1997-98	24-13	82-202	.406	21-62	.339	37-47	.787	67-2.8	23	5	36	222-9.3
1998-99	29-29	128-336	.381	23-80	.288	58-82	.707	106-3.7	51	8	47	337-11.6
<b>TOTAL</b>	<b>105-72</b>	<b>371-846</b>	<b>.439</b>	<b>44-142</b>	<b>.310</b>	<b>248-354</b>	<b>.701</b>	<b>468-4.5</b>	<b>93</b>	<b>23</b>	<b>143</b>	<b>1,034-9.8</b>

## 26. MEGHAN SAAKE (1999-03) – 1,030

SEASON	GP-GS	FG-FGA	PCT	3PM-3PA	PCT	FTM-FTA	PCT	REB-AVG	AST	BLK	STL	PTS-AVG
1999-00	29-29	85-250	.340	2-19	.105	22-55	.400	115-4.0	71	18	49	194-6.7
2000-01	27-27	62-186	.333	5-28	.179	44-70	.618	120-4.5	99	16	74	173-6.6
2001-02	31-31	139-348	.401	30-94	.322	38-50	.760	152-4.9	125	25	121	346-11.2
2002-03	31-31	118-299	.395	30-94	.319	51-67	.761	120-3.9	108	36	114	317-10.2
<b>TOTAL</b>	<b>118-118</b>	<b>404-1083</b>	<b>.373</b>	<b>67-243</b>	<b>.275</b>	<b>160-242</b>	<b>.661</b>	<b>507-4.3</b>	<b>403</b>	<b>95</b>	<b>358</b>	<b>1,030-8.7</b>

## 27. RENEE TAYLOR (2005-07) – 1,025

SEASON	GP-GS	FG-FGA	PCT	3PM-3PA	PCT	FTM-FTA	PCT	REB-AVG	AST	BLK	STL	PTS-AVG
2005-06	30-29	153-387	.298	49-150	.327	112-134	.836	77-2.6	115	0	71	467-15.6
2006-07	30-29	180-468	.385	69-227	.304	129-153	.843	79-2.6	63	1	63	558-18.6
<b>TOTAL</b>	<b>60-58</b>	<b>333-852</b>	<b>.391</b>	<b>118-377</b>	<b>.313</b>	<b>241-287</b>	<b>.840</b>	<b>156-2.6</b>	<b>178</b>	<b>1</b>	<b>134</b>	<b>1,025-17.1</b>

# ALL-TIME RESULTS

## 1972-73

Record: 2-6 (1-1 H, 1-3 A, 0-2 N)

Head Coach: Barry Schimer

Date	W/L	Opponent	Score
J9	L	MIAMI-DADE NORTH	37-21
J12	W	at Broward Central	36-26
F8	L	at Miami-Dade South	56-26
F13	W	BROWARD CENTRAL	41-25
F15	L	at Barry College	51-45
F22	L	at Miami-Dade North	47-36
F26	L	vs. Florida Tech=	38-31
F27	L	vs. Florida A&M=	55-47

= FAIAW State Championship Tournament (Miami, Fla.)

## 1973-74

Record: 6-3 (2-0 H, 4-1 A, 0-2 N)

Head Coach: Barry Schimer

Date	W/L	Opponent	Score
J30	W	at Broward Central	43-27
F1	W	at Barry College	44-41
F12	W	at Miami-Dade South	48-47
F13	W	at Miami-Dade North	29-23
F18	L	at Miami-Dade North	38-36
F19	W	BARRY COLLEGE	41-33
F21	W	BROWARD CENTRAL	44-28
F26	L	vs. Flagler=	74-38
F27	L	vs. Florida Tech=	41-36

= FAIAW State Championship Tournament (Miami, Fla.)

## 1974-75

Record: 8-6 (3-0 H, 3-2 A, 2-4 N)

Head Coach: Barry Schimer

Date	W/L	Opponent	Score
NA	W	at Miami-Dade Downtown	65-21
NA	W	MIAMI-DADE DOWNTOWN	58-26
NA	L	at Flagler^	62-49
NA	L	vs. Florida^	58-45
NA	L	vs. Miami-Dade North^	65-49
NA	W	MIAMI-DADE NORTH	44-38
NA	W	at Broward Central	49-19
NA	W	BROWARD CENTRAL	61-26
NA	W	at Miami-Dade South	60-52
NA	L	at Miami-Dade North	54-46
NA	L	vs. Florida=	67-32
NA	W	vs. Florida A&M=	59-38
NA	W	vs. Florida Tech=	53-32
NA	L	vs. Florida State=	59-45

^ Flagler Invitational (St. Augustine, Fla.)

= FAIAW State Championship Tournament (Lake City, Fla.)

## 1975-76

Record: 7-13 (3-4 H, 2-4 A, 2-5 N)

Head Coach: Shula Feuer

Date	W/L	Opponent	Score
J3	L	MARYMACK (MO)	63-53
J14	W	HOMESTEAD AFB	100-20
J17	L	FLORIDA TECH	60-57
J20	L	at Miami-Dade South	49-40
J22	W	at Miami-Dade Downtown	74-54
J27	L	MIAMI-DADE NORTH	80-58
J29	W	FIU	56-38
F2	L	at Broward Central	69-65
F3	W	MIAMI-DADE DOWNTOWN	71-38
F6	W	vs. USF^	59-52
F7	L	vs. Miami-Dade South^	62-60
F7	W	vs. Florida Tech^	60-55
F9	L	at Florida	103-53
F11	L	at Miami-Dade North	64-49
F17	L	FIU	57-50
F20	L	vs. Florida&	83-41
F21	L	vs. Broward Central&	91-65
F23	W	at Homestead AFB	63-50
F26	L	vs. FIU=	59-57
F27	L	vs. USF=	71-46

^ Flagler Invitational (St. Augustine, Fla.)

& Miami-Dade North CC Invitational (Miami, Fla.)

= FAIAW State Championship Tournament (Lake City, Fla.)

## 1976-77

Record: 9-11 (8-3 H, 1-6 A, 0-2 N)

Head Coach: Shula Feuer

Date	W/L	Opponent	Score
J9	W	MANHATTANVILLE	48-46
J13	W	at Miami-Dade Downtown	75-56
J24	L	at Miami-Dade North	106-69
J26	W	MIAMI-DADE SOUTH	42-39
J28	L	at USF	59-46
J29	L	at Tampa	50-45
F1	L	at FIU	57-49
F4	L	at Broward Central	69-59
F6	W	STETSON	74-59
F7	L	at Miami-Dade South	56-50
F8	L	FLORIDA	75-28
F10	W	MIAMI-DADE DOWNTOWN	67-45
F14	W	FIU	73-65
F16	W	BROWARD CENTRAL	75-64
F18	L	vs. Broward Central&	72-65
F19	L	vs. FIU&	52-48
F22	W	MIAMI-DADE NORTH	75-68
F24	W	FIU=	64-51
F25	L	FLORIDA=	73-41
F26	L	FIU=	66-58

& Miami-Dade North CC Invitational (Miami, Fla.)

= FAIAW State Championship Tournament (Coral Gables, Fla.)

# ALL-TIME RESULTS

## 1977-78

Record: 8-8 (3-2 H, 3-3 A, 2-3 N)

Head Coach: Isabella Hutchinson

Date	W/L	Opponent	Score
J16	W	at Miami-Dade New World	63-57
J20	W	MIAMI-DADE SOUTH	73-69
J23	W	FIU	71-42
J25	W	at Miami-Dade North	88-34
J27	L	USF	71-65
J28	L	at Florida	84-47
F1	L	at Broward Central	59-47
F7	L	at Miami-Dade South	53-46
F8	W	at FIU	54-50
F13	W	MIA-DADE NEW WORLD	67-41
F17	W	vs. Miami-Dade New World&	54-41
F18	W	vs. FIU&	50-43
F18	L	vs. Miami-Dade South&	69-59
F21	L	BROWARD CENTRAL	70-62
F23	L	vs. Florida=	76-55
F24	L	vs. Florida State=	66-56

& Miami-Dade North CC Invitational (Miami, Fla.)

= FAIAW State Championship Tournament (Tampa, Fla.)

## 1978-79

Record: 10-13 (5-3 H, 4-5 A, 1-5 N)

Head Coach: Lin Dunn

Date	W/L	Opponent	Score
NA	L	at Broward Central	77-61
NA	L	at Florida State	79-53
NA	L	at Florida A&M	67-37
NA	W	MIAMI-DADE NEW WORLD	52-35
NA	W	at Tampa	56-49
NA	L	at USF	72-33
NA	W	MIAMI-DADE NORTH	74-42
NA	L	vs. UCF <sup>^</sup>	69-51
NA	L	vs. Stetson <sup>^</sup>	66-57
NA	L	BROWARD CENTRAL	93-82
NA	W	MIAMI-DADE SOUTH	66-60
NA	L	FLORIDA STATE	74-64
NA	W	FIU	74-44
NA	L	FLORIDA A&M	90-58
NA	L	at Stetson	60-44
NA	W	FIU	86-58
NA	W	at Miami-Dade North	97-61
NA	L	vs. Broward Central&	81-58
NA	W	vs. Miami-Dade New World&	79-54
NA	W	at Miami-Dade North&	86-44
NA	W	at Miami-Dade New World	81-63
NA	L	vs. Florida State=	73-57
NA	L	vs. USF=	85-45

<sup>^</sup> Flagler Invitational (St. Augustine, Fla.)

& Miami-Dade North CC Invitational (Miami, Fla.)

= FAIAW State Championship Tournament (Orlando, Fla.)

## 1979-80

Record: 18-16 (9-7 H, 7-6 A, 2-3 N)

Head Coach: Lin Dunn

Date	W/L	Opponent	Score
N28	W	at Broward Central	101-38
D1	W	MIAMI-DADE NORTH	77-56
D8	W	at Miami-Dade North	90-66
D10	W	at Miami-Dade New World	98-35
D11	W	MIAMI-DADE SOUTH	84-71

D14	L	FLORIDA STATE	82-64
D17	L	ORAL ROBERTS	68-58
D31	L	KANSAS	101-62
J1	L	LAMAR	78-56
J2	L	EDINBORO STATE	70-62
J4	L	ALABAMA	73-61
J6	W	UPPER IOWA	70-39
J7	W	ARMY WEST POINT	73-62
J10	W	MIAMI-DADE NEW WORLD	89-54
J12	L	FLORIDA	80-71
J15	W	FIU	98-41
J18	L	at Florida Southern	71-69
J19	W	at USF	84-72
J22	L	at Florida State	93-74
J26	L	vs. USF <sup>^</sup>	81-76
J27	W	at Flagler <sup>^</sup>	74-73
F2	W	USF	72-55
F5	W	FIU	83-35
F8	L	at Stetson	72-50
F9	L	at UCF	57-56
F12	W	BROWARD CENTRAL	104-35
F14	W	vs. Miami-Dade New World&	85-19
F15	W	at Miami-Dade North&	55-52
F16	W	vs. Flagler&	64-62
F18	L	at Florida	77-66
F20	L	vs. Florida=	81-66
F21	W	at USF=	84-77
F22	L	vs. Florida State=	72-61
F28	L	at Miami-Dade South	60-57

<sup>^</sup> Flagler Invitational (St. Augustine, Fla.)

& Miami-Dade North CC Invitational (Miami, Fla.)

= FAIAW State Championship Tournament (Tampa, Fla.)

## 1980-81

Record: 24-15 (17-6 H, 4-7 A, 3-2 N)

Head Coach: Lin Dunn

Date	W/L	Opponent	Score
N17	W	BROWARD CENTRAL	87-49
N21	L	at UAB&	79-63
N22	L	vs. South Alabama&	74-51
N24	W	USF	78-60
D2	W	MIAMI-DADE SOUTH	75-51
D6	L	at Florida State	87-73
D7	L	at Florida A&M	72-50
D10	W	MIAMI-DADE NEW WORLD	82-55
D15	W	GEORGIA TECH	86-80
D28	W	WEST VIRGINIA% (OT)	89-87
D29	L	JACKSON STATE%	71-45
D30	W	MIDDLE TENNESSEE%	80-74
J1	W	WEST KENTUCKY\$	76-65
J2	L	DRAKE\$	101-63
J4	L	ST. JOSEPH'S\$	73-52
J5	L	AUBURN	78-72
J9	W	at USF	59-41
J10	L	at Florida	84-55
J16	L	at NC State	97-50
J17	L	vs. North Carolina+	75-61
J20	W	BETHUNE-COOKMAN (forfeit)	2-0
J22	W	MIAMI-DADE NORTH	80-60
J23	L	UAB	83-71
J27	W	FIU	109-56
J31	L	FLORIDA STATE	62-55
F3	L	at Miami-Dade South	63-60
F6	W	UCF	86-75

# ALL-TIME RESULTS

F7	W	FLORIDA	75-64
F10	W	at Miami-Dade New World	72-57
F13	W	at Broward Central	69-50
F14	W	STETSON	70-58
F15	W	DAYTON	62-58
F20	W	FLORIDA A&M	79-47
F21	W	FIU	84-56
F23	W	at Miami-Dade North	58-48
F26	W	vs. USF=	69-47
F27	W	vs. Florida State=	79-70
F28	W	vs. Florida=	65-59
M5	L	at Southern Miss@	80-75

& UAB Invitational (Birmingham, Ala.)

% Hurricane Christmas Classic (Coral Gables, Fla.)

\$ Hurricane New Year's Classic (Coral Gables, Fla.)

+ at NC State (Raleigh, N.C.)

=FAIAW State Championship Tournament (Daytona Beach, Fla.)

@ AIAW Region III Championships (Hattiesburg, Miss.)

## 1981-82

Record: 19-10 (11-3 H, 5-4 A, 3-3 N)

Head Coach: Lin Dunn

Date	W/L	Opponent	Score
N23	W	USF	87-52
N27	W	at Florida Memorial	75-47
D5	W	FLORIDA	87-85
D12	L	FLORIDA STATE	77-74
D15	W	vs. UCF#	66-63
D17	W	vs. Carson-Newman#	88-73
D19	L	vs. Clemson#	74-59
D29	L	GEORGIA STATE%	63-60
D30	W	MERCER%	68-67
J2	W	EAST CAROLINA\$	60-56
J4	W	AUSTIN PEAY\$	74-52
J5	L	EAST TENNESSEE\$	70-44
J9	W	HOUSTON	64-47
J11	W	at FIU	78-59
J15	W	at Stetson	95-65
J16	W	at USF	60-48
J20	L	at Florida	80-73
J26	W	FIU	69-66
J28	W	FLORIDA MEMORIAL	100-54
J30	W	TAMPA	81-33
F1	W	FLORIDA A&M	66-62
F6	W	STETSON	75-67
F13	L	at Florida State	66-52
F15	L	at Florida A&M	69-64
F20	L	at Georgia	91-51
F22	W	at Georgia State	72-66
M4	W	vs. Stetson=	75-60
M5	L	vs. Florida State=	84-80
M7	L	vs. Delta State@	81-66

^ South Florida Invitational (Tampa, Fla.)

% Hurricane Christmas Classic (Coral Gables, Fla.)

\$ Hurricane New Year's Classic (Coral Gables, Fla.)

=FAIAW State Championship Tournament (Daytona Beach, Fla.)

@ AIAW Region III Championships (Tallahassee, Fla.)

## 1982-83

Record: 14-13 (8-5 H, 3-6 A, 3-2 N)

Head Coach: Lin Dunn

Date	W/L	Opponent	Score
N19	W	FLORIDA MEMORIAL	88-40
D4	L	at FIU	89-73
D11	W	at USF	75-63
D14	W	LAWRENCE	74-34
D15	L	vs. UT Martin+	85-81
D17	L	vs. Ohio State#	91-63
D18	W	vs. Tampa#	77-68
D19	L	vs. Georgia State#	83-69
D28	L	FAIRFIELD%	76-71
D30	L	NEBRASKA%	76-74
D31	W	PITTSBURGH% (2OT)	79-75
J2	W	MILLIKIN\$	66-62
J3	W	ROBERT MORRIS\$	56-45
J4	W	WESTERN ILLINOIS\$	80-63
J7	W	vs. Georgia State^	71-66
J8	W	vs. Wake Forest^	81-65
J14	W	at Stetson	77-64
J17	W	at Florida Memorial	89-71
J22	L	at Florida A&M	65-58
J24	L	at UCF	70-60
J28	W	RICE	87-57
F5	W	STETSON	83-61
F12	L	at USF	64-63
F14	L	at Florida	78-64
F18	L	FLORIDA A&M (OT)	80-78
F28	L	SOUTH CAROLINA	66-56
M2	L	FIU	63-53

+ at Stetson (DeLand, Fla.)

# South Florida Invitational (Tampa, Fla.)

% Hurricane Christmas Classic (Coral Gables, Fla.)

\$ Hurricane New Year's Classic (Coral Gables, Fla.)

^ Stetson Hatter Classic (DeLand, Fla.)

## 1983-84

Record: 19-12 (11-3 H, 6-5 A, 2-4 N)

Head Coach: Lin Dunn

Date	W/L	Opponent	Score
N18	W	FLORIDA MEMORIAL	76-56
N25	L	vs. North Carolina+	77-65
N26	L	at NC State	60-54
D2	W	LAMAR	71-62
D3	L	SOUTH CAROLINA STATE	73-69
D7	W	USF	81-64
D11	L	at Florida	78-58
D17	W	TAMPA	82-57
D28	L	PROVIDENCE#	70-60
D29	W	AUGUSTANA#	77-50
D31	W	TOLEDO#	88-77
J1	W	NORTH DAKOTA STATE@	64-61
J2	W	WESTERN KENTUCKY@	65-58
J4	W	MEMPHIS STATE@	76-73
J6	W	vs. SW Louisiana^	84-78
J7	W	at Stetson^	89-54
J13	L	at Florida State%	76-64
J14	L	vs. Temple%	87-69
J20	W	at USF	88-68
J24	W	FIU	82-64
J28	W	STETSON	79-52
F2	L	at St. John's	79-69
F4	W	at Rutgers	63-58



# ALL-TIME RESULTS

F6	L	FLORIDA	55-53
F10	W	at Tampa	73-64
F11	W	at Stetson	80-62
F14	W	at Florida Memorial	75-43
F22	L	vs. Idaho\$	68-66
F24	L	vs. Georgia State\$	88-79
F26	W	vs. Pepperdine\$	67-43
M3	L	at FIU	(20T) 83-81

+ at NC State (Raleigh, N.C.)

@ Miami Masonic Classic (Coral Gables, Fla.)

^ Stetson Hatter Classic (DeLand, Fla.)

% Florida State Invitational (Tallahassee, Fla.)

\$ Alaska Northern Lights Invitational (Anchorage, Alaska)

## 1984-85

Record: 21-7 (16-1 H, 4-4 A, 1-2 N)

Head Coach: Lin Dunn

Date	W/L	Opponent	Score
N23	L	vs. Arkansas#	79-58
N24	L	vs. Eastern Kentucky#	81-74
N26	W	vs. New Orleans&	77-57
N27	L	at Memphis State&	91-74
D7	W	at USF	68-62
D15	W	FLORIDA STATE	79-65
D20	W	DARTMOUTH	62-52
D27	W	CLEVELAND STATE%	95-48
D28	W	ST. JOHN'S%	73-59
D30	W	MICHIGAN STATE%	78-68
D31	W	PURDUE%	69-64
J2	W	ST. JOSEPH'S\$	68-65
J4	W	MURRAY STATE\$	73-62
J5	W	MISSOURI\$	82-81
J8	W	FORDHAM	92-73
J11	W	LAMAR	89-54
J14	L	at Florida	85-68
J16	L	LOUISIANA STATE	67-62
J21	W	at Stetson	68-58
J25	W	USF	91-65
F7	L	at FIU	73-72
F9	W	at Texas A&M	75-62
F11	L	at Houston	83-68
F16	W	STETSON	77-46
F18	W	FLORIDA	68-53
F25	W	at Florida State	74-67
F26	W	EVANSVILLE	61-60
M4	W	FIU	81-73

# Sunshine State Classic (Orlando, Fla.)

& Memphis Classic (Memphis, Tenn.)

% Women's Court Christmas Classic (Coral Gables, Fla.)

\$ Women's Court New Year's Classic (Coral Gables, Fla.)

## 1985-86

Record: 9-18 (6-7 H, 1-8 A, 2-3 N)

Head Coach: Lin Dunn

Date	W/L	Opponent	Score
N29	L	vs. Iowa&	83-63
N30	W	vs. Baylor&	64-55
D4	W	UCF	62-61
D6	L	GRAMBLING STATE	81-75
D13	W	vs. BYU#	78-74
D14	L	at Illinois#	73-47
D17	W	MERCER	71-57
D19	L	EAST CAROLINA	58-43
D29	W	SAN DIEGO STATE@	88-51

D30	L	NE LOUISIANA@	88-62
D31	L	MISSISSIPPI@	79-61
J3	L	FAIRFIELD%	71-68
J4	W	DAYTON%	76-62
J5	L	NOTRE DAME%	59-53
J10	L	vs. Louisiana State\$	94-54
J11	L	vs. Rhode Island\$	66-65
J13	L	at Old Dominion	86-64
J15	L	at Florida	79-58
J25	L	at Louisiana Tech	81-40
J27	L	at Auburn	92-46
F8	L	at Kentucky	108-53
F10	L	at Iowa	75-46
F15	W	at USF	82-59
F17	L	at #1 Texas	112-43
F24	W	FLORIDA	70-45
M1	W	USF	53-48
M4	L	FIU	81-52

& Louisiana State Classic (Baton Rouge, La.)

# Illini Classic (Champaign, Ill.)

@ Burger King/Orange Bowl Invitational (Coral Gables, Fla.)

% Burger King Classic (Coral Gables, Fla.)

\$ Lady Pirate Classic (Greenville, N.C.)

## 1986-87

Record: 15-15 (9-6 H, 3-4 A, 3-5 N)

Head Coach: Lin Dunn

Date	W/L	Opponent	Score
N28	W	vs. Monmouth^	82-73
N29	L	vs. Purdue^	69-68
D4	W	GRAMBLING STATE	67-65
D6	L	KENTUCKY	71-55
D13	L	at Florida	81-73
D15	L	FLORIDA STATE	75-74
D19	L	at Michigan State#	63-52
D20	L	vs. BYU#	82-80
D22	W	MINNESOTA	77-64
D27	L	OHIO STATE@	79-75
D28	W	TEMPLE@	77-70
D29	L	NORTH CAROLINA@	89-71
J2	W	vs. Holy Cross%	83-76
J3	L	vs. Auburn%	98-55
J4	L	vs. Maryland%	84-64
J14	W	UMES	82-61
J17	L	at USF	84-62
J21	W	STETSON	77-65
J29	W	at Florida State	80-73
F7	W	at Notre Dame	62-61
F9	L	at Northern Illinois	77-72
F14	W	USF	80-61
F18	L	FIU	78-71
F22	W	FLORIDA	78-66
F27	L	vs. Mississippi State\$	81-67
F28	W	vs. Gonzaga\$	79-52
M1	W	at Alaska-Anchorage\$	71-62
M5	L	LOUISIANA TECH	76-58
M7	W	TULANE	76-72
M9	W	FLORIDA ATLANTIC	59-43

^ FIU Thanksgiving Classic (Miami, Fla.)

# Michigan State Christmas Tournament (East Lansing, Mich.)

@ Burger King/Orange Bowl Invitational (Coral Gables, Fla.)

% Miami Burger King Classic (Miami, Fla.)

\$ Northern Lights Invitational (Anchorage, Alaska)

# ALL-TIME RESULTS

## 1987-88

Record: 14-13 (7-6 H, 5-7 A, 2-0 N)

Head Coach: Ken Patrick

Date	W/L	Opponent	Score
N27	W	vs. Howard\$	81-58
N28	L	at Minnesota\$	76-72
D1	W	BETHUNE-COOKMAN	90-55
D12	W	at Florida	69-68
D19	W	FLORIDA	84-75
D21	W	vs. Mercer+	93-62
D28	L	VIRGINIA@	78-69
D29	L	AUBURN@	96-48
D30	L	ILLINOIS@	85-83
J7	L	NOTRE DAME	83-68
J9	L	OLD DOMINION	93-79
J11	W	FLORIDA A&M	104-86
J13	L	at Maine	76-56
J20	W	at UCF	93-82
J27	L	at Arizona	78-71
J28	L	at Arizona State	78-74
J31	W	USF	82-71
F4	L	at Florida A&M	89-88
F6	W	NORTHERN ILLINOIS	88-80
F8	W	at Stetson	67-63
F13	L	FIU	79-69
F15	W	FLORIDA ATLANTIC	87-66
F20	L	at Bethune-Cookman	80-72
F23	L	at FIU	79-70
F25	W	UCF	103-87
F29	W	at North Carolina	75-69
M6	W	at USF	76-60

\$ Minnesota Dial Classic (Minneapolis, Minn.)

+ at Coral Springs, Fla.

@ Burger King/Orange Bowl Invitational (Coral Gables, Fla.)

## 1988-89

Record: 21-8 (11-1 H, 7-7 A, 3-0 N)

Head Coach: Ferne Labati

Date	W/L	Opponent	Score
N25	W	vs. SW Missouri State#	90-71
N26	W	vs. Florida State#	96-85
D2	L	at Houston& (OT)	81-76
D3	W	vs. Northwestern State&	92-89
D6	W	at Bethune-Cookman	77-65
D11	W	FLORIDA STATE	88-79
D19	W	FLORIDA A&M	103-64
D29	W	OKLAHOMA%	69-66
D30	L	SYRACUSE%	78-62
J4	L	at Purdue	79-65
J8	W	at Detroit	74-61
J9	W	at Toledo	66-52
J11	W	at Louisville	59-58
J14	W	USF	77-74
J16	L	at Florida	75-61
J21	W	at Florida A&M	73-66
J24	W	FLORIDA+	75-67
J28	L	at Rutgers	97-64
J31	W	FIU	83-76
F2	W	at Mercer	75-47
F4	L	at Auburn	73-44
F6	W	BARRY	85-36
F11	W	UCF	94-69
F13	W	STETSON	69-63
F18	W	FLORIDA ATLANTIC	94-77

F22	W	BETHUNE-COOKMAN	72-55
F24	W	at FIU	100-85
M4	L	at USF	85-82
M15	L	at Oklahoma State!	93-69

# Lady Sunshine Tournament (Lake Mary, Fla.)

& Lady Cougar Classic (Houston, Texas)

% Burger King/Pepsi Classic (Coral Gables, Fla.)

+ at Miami Arena (Miami, Fla.)

! NCAA Tournament (Stillwater, Okla.)

## 1989-90

Record: 25-6 (13-1 H, 8-1 A, 4-4 N)

Head Coach: Ferne Labati

Date	W/L	Opponent	Score
N29	W	FLORIDA	76-61
D1	W	NIAGARA\$	88-52
D2	W	ARIZONA\$	85-65
D6	W	at Florida A&M	77-70
D8	W	vs. Temple#	79-73
D9	L	vs. Kentucky#	80-71
D16	W	ILLINOIS-CHICAGO	70-41
D27	W	CLEVELAND STATE%	81-53
D28	W	MICHIGAN%	72-64
D29	L	WASHINGTON%	85-68
J3	W	vs. Dist. of Columbia^	79-47
J4	W	vs. James Madison^	72-53
J5	L	vs. Stephen F. Austin^	69-62
J9	W	at Massachusetts	76-58
J11	W	at Boston University	87-69
J13	W	at Stetson	88-69
J16	W	at Florida	85-73
J18	W	at USF	89-72
J22	W	FLORIDA A&M	90-56
J25	W	at Bethune-Cookman	76-26
F1	W	FIU	71-64
F5	W	BETHUNE-COOKMAN	76-43
F9	W	UMKC	70-58
F10	W	UCF	96-74
F17	L	at Florida State	95-66
F19	W	MERCER	84-62
F23	W	at FIU	94-76
M3	W	USF	72-59
M22	W	vs. Illinois State!	85-83
M23	L	vs. Kentucky!	80-68
M24	L	vs. Charlotte!	82-80

\$ Hurricane Tip-Off Classic (Coral Gables, Fla.)

# Felpausch/MSU Holiday Classic (East Lansing, Mich.)

% Burger King Classic (Coral Gables, Fla.)

^ FIU Sun and Fun Classic (Miami, Fla.)

! National Women's Invitational Tour. (WNIT) (Amarillo, Texas)

## 1990-91

Record: 20-10 (9-6 H, 5-4 A, 6-0 N)

NSWAC: 9-3 (Tournament Champs)

Head Coach: Ferne Labati

Date	W/L	Opponent	Score
N23	W	at Western Michigan	94-72
N25	L	at Purdue	86-56
D4	W	at Georgia State*	85-60
D8	L	RUTGERS	67-57
D14	W	TEXAS SOUTHERN	73-65
D15	L	TOLEDO	59-58
D19	L	FLORIDA STATE	76-62
D27	W	SYRACUSE%	68-53

# ALL-TIME RESULTS

D28	L	KANSAS%	76-48
D29	L	MICHIGAN STATE%	79-73
J2	W	vs. Oklahoma State <sup>A</sup>	74-71
J3	W	vs. Mississippi <sup>A</sup>	66-64
J4	W	vs. Murray State <sup>A</sup>	82-60
J9	L	at UMKC	53-44
J12	W	STETSON*	112-74
J17	L	at Florida A&M*	73-65
J19	W	at Georgia Southern*	86-79
J24	W	GEORGIA STATE*	68-49
J26	L	MERCER* (OT)	86-83
J31	W	GEORGIA SOUTHERN*	89-66
F2	W	FLORIDA A&M*	78-71
F5	W	at FIU*	74-64
F9	W	HOWARD	78-58
F14	L	at Mercer*	80-71
F16	W	PORTLAND STATE	84-63
F20	W	at Stetson*	77-63
M2	W	FIU*	79-54
M7	W	vs. Stetson=	98-77
M8	W	vs. FIU=	75-55
M9	W	vs. Florida A&M=	73-44

\* New South Women's Athletic Conference game  
 = NSWAC Tournament (Tallahassee, Fla.)  
 % Pepsi/Church's Holiday Classic (Coral Gables, Fla.)  
<sup>A</sup> FIU Sun and Fun Classic (Miami, Fla.)

## 1991-92

**Record: 30-2 (17-0 H, 11-1 A, 2-1 N)**  
**BIG EAST: 18-0 (Regular Season & Tournament Champs)**  
**Head Coach: Ferne Labati**

Date	W/L	Opponent	Score
N23	L	at Florida State	(OT) 71-69
D1	W	FLORIDA	95-75
D8	W	at Rutgers	72-53
D13	W	TEXAS SOUTHERN	85-48
D19	W	No. 10 PURDUE	65-63
D22	W	HARVARD	87-62
D28	W	Cleveland State%	91-59
D29	W	FIU%	78-53
D30	W	Georgia Tech%	78-63
J3	W	at Boston College*	78-59
J5	W	at Seton Hall*	76-54
J8	W	GEORGETOWN*	89-51
J11	W	at Pittsburgh*	73-54
J13	W	at Providence*	87-83
J17	W	No. 22 CONNECTICUT*	70-66
J21	W	SYRACUSE*	74-52
J23	W	at St. John's*	58-57
J26	W	at Villanova*	75-50
F1	W	BOSTON COLLEGE*	79-60
F5	W	SETON HALL*	68-46
F8	W	at Georgetown*	83-76
F11	W	PITTSBURGH*	79-64
F16	W	PROVIDENCE*	95-69
F21	W	at Connecticut*	75-59
F23	W	at Syracuse*	79-66
F26	W	ST. JOHN'S*	85-63
M1	W	VILLANOVA*	84-67
M7	W	vs. Seton Hall&	76-62
M8	W	vs. Providence&	82-70
M9	W	at Connecticut&	56-47
M21	W	NORTH CAROLINA!	86-72
M26	L	vs. Vanderbilt!!	77-67

\* BIG EAST Conference game  
 % Pepsi/Church's Holiday Classic (Coral Gables, Fla.)  
 & BIG EAST Tournament (Storrs, Conn.)  
 ! NCAA Tournament (Coral Gables, Fla.)  
 !! NCAA Tournament (Charlottesville, Va.)

## 1992-93

**Record: 24-7 (13-3 H, 8-4 A, 2-0 N)**  
**BIG EAST: 15-3 (Co-Regular Season & Tournament Champs)**  
**Head Coach: Ferne Labati**

Date	W/L	Opponent	Score
D6	W	FLORIDAATLANTIC	94-37
D13	W	at FIU	80-58
D18	W	TEXAS SOUTHERN	98-41
D19	L	FLORIDA STATE	64-61
D28	W	BUCKNELL%	74-54
D29	W	APPALACHIAN STATE%	80-63
D30	L	TEXAS TECH% (OT)	75-74
J3	L	at Seton Hall*	73-59
J5	W	at Providence*	64-52
J9	W	GEORGETOWN*	62-55
J15	W	at Connecticut*	69-66
J17	W	at Syracuse*	65-53
J21	W	VILLANOVA*	64-53
J24	L	ST. JOHN'S*	65-59
J29	W	at Pittsburgh*	55-50
J31	W	at Boston College*	80-67
F3	W	SYRACUSE*	60-40
F6	W	PROVIDENCE*	85-65
F9	L	at Georgetown* (3OT)	90-88
F11	L	at Maryland	67-57
F14	W	CONNECTICUT*	69-51
F16	W	BOSTON COLLEGE*	84-55
F20	W	at Villanova*	57-52
F22	W	at St. John's*	84-68
F27	W	SETON HALL*	72-60
M1	W	PITTSBURGH*	77-65
M6	W	vs. St. John's&	84-61
M7	W	vs. Villanova&	67-49
M8	W	at Providence&	76-55
M17	W	ST. PETER'S!	61-44
M20	L	at Western Kentucky!!	78-63

\* BIG EAST Conference game  
 % Church's Holiday Classic (Coral Gables, Fla.)  
 & BIG EAST Tournament (Providence, R.I.)  
 ! NCAA Tournament (Coral Gables, Fla.)  
 !! NCAA Tournament (Bowling Green, Ky.)

## 1993-94

**Record: 10-17 (7-5 H, 2-8 A, 1-4 N)**  
**BIG EAST: 7-11 (T-6th)**  
**Head Coach: Ferne Labati**

Date	W/L	Opponent	Score
N27	L	vs. Wake Forest\$	74-65
N28	L	vs. South Carolina\$	71-68
D3	W	vs. Dayton <sup>A</sup>	67-53
D4	L	vs. Rhode Island <sup>A</sup>	56-54
D11	W	GEORGETOWN*	67-59
D18	W	VALPARAISO	77-59
D28	W	FLORIDAATLANTIC%	90-69
D30	L	FIU%	75-56
J3	L	at Providence*	78-62
J6	W	VILLANOVA*	64-40
J9	L	at Pittsburgh*	71-66

# ALL-TIME RESULTS

J13	L	at Seton Hall*	93-50
J15	W	at St. John's*	(OT) 80-72
J19	W	SYRACUSE*	(2OT) 62-59
J23	L	at Connecticut*	87-46
J25	L	at Boston College*	80-71
J27	L	at Florida	59-50
J30	L	ST. JOHN'S*	68-67
F2	L	PITTSBURGH*	59-53
F6	W	at Villanova*	64-60
F10	L	SETON HALL*	82-46
F13	L	CONNECTICUT*	60-48
F17	L	at Georgetown*	81-60
F20	L	at Syracuse*	58-41
F23	W	PROVIDENCE*	65-63
F26	W	BOSTON COLLEGE*	75-72
M5	L	vs. Pittsburgh&	70-60

\* BIG EAST Conference game  
 \$ Old Dominion/Dial Classic (Norfolk, Va.)  
 ^ Florida State/Dial Classic (Tallahassee, Fla.)  
 % Church's Holiday Classic (Coral Gables, Fla.)  
 & BIG EAST Tournament (Storrs, Conn.)

## 1994-95

Record: 11-16 (6-7 H, 5-7 A, 0-2 N)

BIG EAST: 8-10 (6th)

Head Coach: Ferne Labati

Date	W/L	Opponent	Score
N27	W	FAIRFIELD	81-71
N29	W	at Florida Atlantic	90-81
D2	L	vs. Florida^	84-63
D3	L	vs. USF^	74-65
D6	L	at FIU	77-62
D17	W	LIU BROOKLYN	74-59
D22	L	at Seton Hall*	72-44
D28	L	GRAMBLING STATE%	98-75
D29	L	AUBURN%	73-43
J2	W	BOSTON COLLEGE*	80-45
J4	L	at Villanova*	64-51
J7	L	at Pittsburgh*	73-61
J11	W	at Georgetown*	72-66
J14	L	ST. JOHN'S*	73-63
J18	W	at Syracuse*	65-54
J21	W	PROVIDENCE*	80-78
J24	L	No. 1 CONNECTICUT*	92-51
J28	W	at Boston College*	73-67
F1	W	PITTSBURGH*	54-50
F5	L	VILLANOVA*	72-59
F9	L	at #1 Connecticut*	85-48
F11	W	at St. John's*	60-56
F15	L	GEORGETOWN*	65-63
F18	W	SYRACUSE*	67-65
F21	L	SETON HALL*	82-65
F25	L	at Providence*	76-72
M4	L	at Seton Hall&	66-50

\* BIG EAST Conference game  
 ^ Florida Four Challenge (Tallahassee, Fla.)  
 % Church's Chicken Holiday Classic (Coral Gables, Fla.)  
 & BIG EAST Tournament (South Orange, N.J.)

## 1995-96

Record: 14-13 (10-6 H, 4-6 A, 0-1 N)

BIG EAST: 9-9 (T-1st BE 7)

Head Coach: Ferne Labati

Date	W/L	Opponent	Score
N24	W	MANHATTAN+	74-66
N28	L	at Houston	80-72
D1	W	USF^	73-68
D2	L	FLORIDA^	71-70
D16	W	FIU	71-49
D20	W	SOUTHERN ILLINOIS	70-61
D22	W	at Pittsburgh*	72-44
D28	L	DETROIT%	78-77
D30	W	FLORIDA ATLANTIC%	93-54
J4	L	at Providence*	81-60
J7	L	VILLANOVA*	59-53
J10	L	CONNECTICUT*	79-52
J13	L	at Seton Hall*	69-62
J17	W	RUTGERS*	58-45
J20	L	at Syracuse*	69-60
J22	W	at Boston College*	60-59
J25	W	WEST VIRGINIA*	77-58
J27	L	NOTRE DAME*	67-50
J31	W	PROVIDENCE*	74-73
F3	W	at St. John's*	62-54
F8	W	at West Virginia*	88-69
F10	L	at Villanova*	51-47
F14	L	GEORGETOWN*	71-69
F17	W	SYRACUSE*	84-60
F20	L	at Notre Dame*	86-70
F27	W	SETON HALL*	67-60
M2	L	vs. Pittsburgh&	52-49

\* BIG EAST Conference game  
 + at Miami Arena (Miami, Fla.)  
 ^ Florida Four Challenge (Coral Gables, Fla.)  
 % Church's Chicken Holiday Classic (Coral Gables, Fla.)  
 & BIG EAST Tournament (Storrs, Conn.)

## 1996-97

Record: 15-14 (8-5 H, 5-8 A, 2-1 N)

BIG EAST: 8-10 (T-2nd BE 7)

Head Coach: Ferne Labati

Date	W/L	Opponent	Score
N22	L	vs. Florida^	65-58
N23	W	at USF^	58-30
N26	W	FLORIDA ATLANTIC	74-53
D1	L	at Old Dominion	94-55
D4	L	at St. John's*	61-44
D8	L	RUTGERS*	57-44
D14	W	at FIU	55-49
D19	W	ORAL ROBERTS	69-49
D27	W	BUTLER%	70-55
D29	L	ALABAMA%	73-43
J2	L	BOSTON COLLEGE*	66-48
J6	L	at Pittsburgh*	64-59
J9	L	CONNECTICUT*	69-51
J12	W	at Providence*	60-56
J15	L	Georgetown*	62-55
J19	W	SETON HALL*	79-67
J22	L	at West Virginia*	75-70
J25	W	ST. JOHN'S*	71-48
J29	L	NOTRE DAME*	72-71
F2	W	VILLANOVA*	71-56
F5	W	at Rutgers*	49-41

# ALL-TIME RESULTS

F12	W	PITTSBURGH*	89-61
F16	L	at Connecticut*	86-59
F19	L	at Boston College*	67-55
F22	W	at Syracuse*	64-53
F25	W	GEORGETOWN*	62-58
M1	W	vs. Pittsburgh&	64-50
M2	W	vs. Boston College&	63-48
M3	L	at Connecticut&	98-71

\* BIG EAST Conference game  
 ^ Dial Classic (Tampa, Fla.)  
 % UM Holiday Classic (Coral Gables, Fla.)  
 & BIG EAST Tournament (Storrs, Conn.)

## 1997-98

Record: 19-10 (12-1 H, 5-8 A, 2-1 N)

BIG EAST: 13-5 (2nd BE 7)

Head Coach: Ferne Labati

Date	W/L	Opponent	Score
N16	W	FAIRFIELD	87-66
N20	W	USF^	55-52
N21	L	at Florida^	70-51
N25	W	at Florida Atlantic	105-84
D6	W	PROVIDENCE*	97-70
D14	L	FIU	81-60
D20	L	at Oklahoma	67-62
D27	W	DELAWARE STATE%	105-62
D28	W	MAINE%	91-78
D31	W	WEST VIRGINIA*	(OT) 74-72
J3	W	at Seton Hall*	70-66
J6	L	at Syracuse*	87-75
J8	L	at Notre Dame*	75-47
J10	W	BOSTON COLLEGE*	85-79
J14	L	at Villanova*	(OT) 68-67
J17	W	ST. JOHN'S*	72-60
J24	W	PITTSBURGH*	72-55
J28	L	at Rutgers*	77-65
J31	W	at Georgetown*	81-74
F3	W	NOTRE DAME*	77-76
F7	W	SYRACUSE*	58-56
F10	W	at Providence*	90-79
F13	L	at Connecticut*	80-60
F18	W	SETON HALL*	73-66
F21	W	VILLANOVA*	67-64
F24	W	at West Virginia*	90-69
M1	W	vs. Georgetown&	81-66
M2	L	at Rutgers&	81-62
M14	L	vs. Clemson!	60-49

\* BIG EAST Conference game  
 ^ Dial Classic/Florida Four Challenge (Gainesville, Fla.)  
 % UM Holiday Classic (Coral Gables, Fla.)  
 & BIG EAST Tournament (Piscataway, N.J.)  
 ! NCAA Tournament (Ruston, La.)

## 1998-99

Record: 15-14 (10-4 H, 4-10 A, 1-0 N)

BIG EAST: 9-9 (T-6th)

Head Coach: Ferne Labati

Date	W/L	Opponent	Score
N18	W	at FIU	67-65
N22	L	at Tulane	63-56
N24	L	at Florida	85-69
D1	W	COPPIN STATE	97-68
D5	W	BOSTON COLLEGE*	65-57
D8	W	SYRACUSE*	68-52

D12	W	HAMPTON	84-52
D16	W	FLORIDA ATLANTIC	91-57
D19	W	OKLAHOMA	62-60
D30	L	at St. John's*	(OT) 76-72
J2	W	PITTSBURGH*	75-60
J5	L	at Rutgers*	68-54
J7	L	WESTERN KENTUCKY	75-61
J10	L	at Pittsburgh*	63-61
J13	W	PROVIDENCE*	85-63
J16	W	No. 21 Boston College*	66-53
J20	L	at Connecticut*	89-55
J23	L	at Villanova*	56-54
J26	L	GEORGETOWN*	69-51
F3	W	WEST VIRGINIA*	98-73
F6	L	CONNECTICUT*	88-66
F10	L	RUTGERS*	66-57
F13	W	at Georgetown*	81-62
F17	W	at Seton Hall*	66-52
F20	W	ST. JOHN'S*	83-51
F23	L	at Notre Dame*	89-62
F27	W	vs. West Virginia&	86-69
F28	L	at Rutgers&	79-53
M12	L	at Rice!	65-58

\* BIG EAST Conference game  
 & BIG EAST Conference Tournament (Piscataway, N.J.)  
 ! WNIT (Houston, Texas)

## 1999-00

Record: 14-15 (9-8 H, 4-6 A, 1-1 N)

BIG EAST: 7-9 (T-6th)

Head Coach: Ferne Labati

Date	W/L	Opponent	Score
N21	W	FURMAN	88-46
N24	W	EASTERN KENTUCKY	83-66
N28	L	TULANE	75-66
D1	L	FLORIDA	85-77
D4	W	FIU	76-61
D11	W	at Florida Atlantic	89-73
D19	L	NC STATE@	80-60
D28	W	BROWN%	79-62
D29	L	SMU%	76-55
J2	W	TEMPLE	64-44
J5	L	at Rutgers*	65-45
J8	W	at St. John's*	68-47
J11	L	at Western Kentucky	75-68
J15	W	SETON HALL*	64-60
J19	L	GEORGETOWN*	63-61
J22	L	NOTRE DAME*	76-54
J26	L	at Villanova*	44-34
J29	L	CONNECTICUT*	84-36
F2	L	BOSTON COLLEGE*	66-55
F5	W	at West Virginia*	70-50
F8	L	at Connecticut*	93-46
F12	W	at Providence*	71-66
F15	W	WEST VIRGINIA*	77-55
F19	L	at Georgetown*	66-61
F22	L	at Notre Dame*	83-68
F26	W	SYRACUSE*	66-64
F29	W	PITTSBURGH*	80-60
M4	W	vs. Seton Hall&	69-42
M5	L	vs. Notre Dame&	67-52

\* BIG EAST Conference game  
 @ Orange Bowl Classic (Miami, Fla.)  
 % Hurricane Holiday Classic (Coral Gables, Fla.)  
 & BIG EAST Tournament (Storrs, Conn.)

# ALL-TIME RESULTS

## 2000-01

Record: 13-15 (11-6 H, 2-8 A, 0-1 N)

BIG EAST: 6-10 (T-8th)

Head Coach: Ferne Labati

Date	W/L	Opponent	Score
N20	W	FLORIDA ATLANTIC	87-50
N24	L	at Northwestern	56-48
D2	W	ST. BONAVENTURE	71-51
D5	L	CONNECTICUT*	77-53
D9	L	at FIU	78-48
D16	W	USF	73-51
D19	W	KENTUCKY	74-59
D22	L	FAIRFIELD	67-55
D28	W	NEW HAMPSHIRE%	70-61
D29	W	WESTERN MICHIGAN%	64-51
J2	W	RADFORD	83-48
J7	L	at Virginia Tech*	64-51
J10	W	at Boston College*	65-59
J13	W	at St. John's*	67-51
J17	L	PROVIDENCE*	77-60
J21	L	WESTERN KENTUCKY (OT)	82-75
J23	L	at Connecticut*	81-45
J27	L	RUTGERS*	39-37
J30	L	at Pittsburgh*	84-74
F3	W	GEORGETOWN*	52-46
F7	W	WEST VIRGINIA*	84-68
F10	L	at Seton Hall*	69-61
F14	W	ST. JOHN'S*	80-43
F17	W	PITTSBURGH*	96-69
F20	L	at Notre Dame*	81-54
F24	L	at Syracuse*	62-61
F27	L	VILLANOVA*	60-59
M3	L	vs. Boston College&	62-49

\* BIG EAST Conference game

% Hurricane Holiday Classic (Coral Gables, Fla.)

& BIG EAST Tournament (Storrs, Conn.)

## 2001-02

Record: 19-12 (12-3 H, 5-8 A, 2-1 N)

BIG EAST: 10-6 (5th)

Head Coach: Ferne Labati

Date	W/L	Opponent	Score
N18	W	IONA	71-52
N21	W	NORTHWESTERN	86-69
N23	W	IUPUI	72-58
N27	L	at USF	76-68
D1	L	at Kentucky	60-57
D4	W	WEST VIRGINIA*	69-53
D9	W	vs. No. 17 Texas@	57-55
D15	W	at Florida Atlantic	92-77
D27	W	LEHIGH%	76-49
D28	W	YALE%	75-46
D30	L	MINNESOTA	80-65
J2	L	NOTRE DAME*	69-65
J5	W	at Rutgers*	67-53
J8	L	at West Virginia*	57-52
J12	L	at No. 1 Connecticut*	96-50
J16	W	SYRACUSE*	(OT) 75-71
J19	W	SETON HALL*	56-54
J23	W	at St. John's	68-51
J26	W	RUTGERS*	65-55
J29	L	at Villanova*	80-52
F2	W	PITTSBURGH*	77-61
F5	L	at Virginia Tech*	72-60

F13	W	at Georgetown*	64-56
F16	L	FIU	71-65
F20	W	No. 24 VIRGINIA TECH*	55-53
F23	L	at Providence*	69-64
F26	W	No. 18 BOSTON COLLEGE*	60-57
M2	W	vs. Georgetown&	69-52
M3	L	vs. Villanova&	68-49
M13	W	at Georgia Tech!	73-64
M16	L	at Houston!!	83-76

\* BIG EAST Conference game

@ Orange Bowl Fab Four Classic (Miami, Fla.)

% Hurricane Holiday Classic (Coral Gables, Fla.)

& BIG EAST Tournament (Piscataway, N.J.)

! WNIT (Atlanta, Ga.)

!! WNIT (Houston, Texas)

## 2002-03

Record: 18-13 (11-4 H, 5-7 A, 2-2 N)

BIG EAST: 8-8 (7th)

Head Coach: Ferne Labati

Date	W/L	Opponent	Score
N22	W	USF	60-49
N25	W	MORRIS BROWN	111-44
N29	W	vs. Quinnipiac^	87-56
N30	L	at Green Bay^	83-72
D2	L	at Florida	76-67
D14	L	at FIU	81-70
D16	W	FLORIDA ATLANTIC	86-61
D19	W	TEXAS A&M	84-58
D21	W	EASTERN MICHIGAN	85-66
D28	W	WILLIAM & MARY%	85-57
D29	W	MARYLAND%	97-66
J4	W	at Georgetown*	60-57
J8	W	at Syracuse*	85-68
J11	W	at No. 16 Notre Dame*	80-70
J15	L	No. 24 BOSTON COLLEGE*	79-61
J22	W	at Pittsburgh*	79-76
J25	L	SYRACUSE*	62-59
J28	W	VIRGINIA TECH*	(OT) 67-66
F1	L	No. 20 VILLANOVA*	61-55
F4	L	at Rutgers*	65-56
F8	W	ST. JOHN'S*	69-54
F15	L	at West Virginia*	100-84
F19	L	No. 1 CONNECTICUT*	81-60
F22	W	PROVIDENCE*	77-64
F26	L	at Seton Hall*	(OT) 78-71
M1	L	at No. 23 Boston College*	84-77
M4	W	GEORGETOWN*	73-71
M8	W	vs. Syracuse&	77-64
M9	W	at No. 18 Rutgers&	77-74
M10	L	vs. No. 18 Villanova&	65-59
M22	L	vs. New Mexico!	(OT) 91-85

\* BIG EAST Conference game

^ Wisconsin-Green Bay Tournament (Green Bay, Wis.)

% Hurricane Holiday Classic (Coral Gables, Fla.)

& BIG EAST Tournament (Piscataway, N.J.)

! NCAA Tournament (Albuquerque, N.M.)

Beginning Jan. 15, 2003, all home games played at BankUnited Center (name changed to Watsco Center prior to 2016-17)

# ALL-TIME RESULTS

## 2003-04

**Record: 22-7 (12-2 H, 7-3 A, 3-2 N)**

**BIG EAST: 11-5 (T-4th)**

**Head Coach: Ferne Labati**

Date	W/L	Opponent	Score
N22	W	at Morehead State#	93-54
N23	W	vs. Eastern Kentucky#	90-81
N25	W	at USF	62-55
N28	W	vs. Weber State\$	82-60
N29	W	vs. Bradley\$	70-52
D2	W	FIU	78-58
D12	W	FLORIDA	80-75
D16	W	DARTMOUTH	74-53
D21	W	RICHMOND	80-73
D28	W	TOLEDO%	68-57
D29	W	No. 24 VANDERBILT%	79-57
J3	W	at St. John's*	79-60
J7	L	at Villanova*	58-55
J10	W	at No. 20 Boston College*	70-66
J14	W	GEORGETOWN* (OT)	57-55
J17	W	PITTSBURGH*	77-68
J20	W	at Providence*	86-67
J28	L	NOTRE DAME*	59-50
J31	L	RUTGERS*	76-69
F8	L	at No. 4 Connecticut*	83-65
F10	W	ST. JOHN'S*	85-74
F14	W	at No. 21 Virginia Tech*	65-56
F18	W	at Syracuse*	85-65
F21	W	SETON HALL*	81-43
F25	L	at Notre Dame*	93-58
F28	W	WEST VIRGINIA*	82-74
M2	W	PROVIDENCE*	81-62
M7	L	vs. Boston College&	65-53
M21	L	vs. Maryland!	86-85

\* BIG EAST Conference game

# Morehead State Tournament (Morehead, Ky.)

\$ Saint Mary's Thanksgiving Classic (Moraga, Calif.)

% Hurricane Holiday Classic (Coral Gables, Fla.)

& BIG EAST Tournament (Hartford, Conn.)

! NCAA Tournament (Baton Rouge, La.)

## 2004-05

**Record: 13-16 (9-5 H, 2-9 A, 2-2 N)**

**Atlantic Coast: 4-10 (T-8th)**

**Head Coach: Ferne Labati**

Date	W/L	Opponent	Score
N19	W	GARDNER-WEBB^	65-47
N21	W	TCU^	68-57
N23	L	at Hartford	63-53
N26	L	vs. Oregon\$	79-73
N27	W	vs. UMESS\$	88-64
N30	L	at George Mason	60-35
D4	L	at FIU	67-62
D6	L	at No. 12 Texas Tech	109-49
D13	W	UCF	69-50
D20	W	MONTANA	55-49
D28	W	FAIRFIELD%	84-70
D29	W	LOYOLA MARYMOUNT%	78-67
J2	W	COPPIN STATE	93-83
J9	L	at Florida State*	65-56
J13	L	WAKE FOREST*	78-63
J17	L	at No. 8 North Carolina*	83-52
J20	L	at NC State*	73-59
J23	L	GEORGIA TECH*	62-46

J27	W	No. 21 FLORIDA STATE*	62-57
J31	W	at Clemson*	83-69
F3	L	No. 3 DUKE*	72-63
F6	W	VIRGINIA TECH*	78-67
F10	W	at Virginia*	66-60
F14	L	No. 21 NC STATE*	71-68
F17	L	No. 20 MARYLAND*	70-65
F24	L	at No. 2 Duke*	95-61
F27	L	at Virginia Tech*	90-45
M4	W	vs. Georgia Tech^	60-58
M5	L	vs. North Carolina^	64-57

\* Atlantic Coast Conference game

^ The Miami Jam (Coral Gables, Fla.)

\$ LIU Turkey Classic (Brooklyn, N.Y.)

% Miami Holiday Classic (Coral Gables, Fla.)

^ ACC Tournament (Greensboro, N.C.)

## 2005-06

**Record: 17-13 (13-5 H, 4-6 A, 0-2 N)**

**Atlantic Coast: 6-8 (6th)**

**Head Coach: Katie Meier**

Date	W/L	Opponent	Score
N18	W	SAMFORD	72-51
N25	W	BRADLEY#	73-61
N26	W	OAKLAND#	78-65
N30	L	GEORGE MASON	68-61
D2	W	FAIRLEIGH DICKINSON	100-62
D3	W	SIENA	76-47
D6	W	FIU	75-63
D10	W	HARTFORD	82-62
D16	L	at Montana	83-74
D20	W	at UCF	82-72
D28	W	NORTH CAROLINA A&T%	104-65
D29	W	No. 25 MISSISSIPPI%	79-70
J5	W	at Georgia Tech*	75-63
J9	L	No. 4 NORTH CAROLINA*	90-57
J12	W	at Clemson*	74-52
J15	L	vs. No. 13 Georgia+	74-59
J19	W	No. 21 BOSTON COLLEGE*	82-68
J22	L	VIRGINIA*	77-65
J26	L	at NC State*	83-77
J29	W	No. 25 VIRGINIA TECH*	77-62
F1	L	at No. 6 Maryland*	88-77
F5	W	at Wake Forest*	79-71
F9	L	FLORIDA STATE*	79-54
F12	L	at No. 21 Boston College*	79-69
F17	L	at Florida State*	68-61
F19	L	No. 1 DUKE*	(2OT) 99-93
F26	W	GEORGIA TECH*	(2OT) 90-85
M2	L	vs. Georgia Tech^	79-62
M18	W	FIU!	95-83
M22	L	at Virginia!!	83-72

\* Atlantic Coast Conference game

# UM Thanksgiving Tournament (Coral Gables, Fla.)

% Hurricane Holiday Classic (Coral Gables, Fla.)

+ ACC/SEC Russell Athletic Shootout (Duluth, Ga.)

^ ACC Tournament (Greensboro, N.C.)

! WNIT (Coral Gables, Fla.)

!! WNIT (Charlottesville, Va.)



# ALL-TIME RESULTS

## 2006-07

Record: 11-19 (9-6 H, 2-13 A, 0-1 N)

Atlantic Coast: 2-12 (11th)

Head Coach: Katie Meier

Date	W/L	Opponent	Score
N10	W	GEORGIA STATE	68-60
N13	W	MILWAUKEE	78-71
N15	W	at Santa Clara	78-65
N17	L	at St. Mary's	69-68
N19	W	at San Francisco	69-59
N24	W	NICHOLLS STATE#	85-42
N25	W	INDIANA#	79-70
D1	W	JACKSON STATE+	77-50
D3	L	at Michigan	60-55
D5	L	at FIU	83-78
D16	W	TEXAS STATE	92-67
D19	L	at Houston	82-73
D21	L	at Mississippi	82-64
D28	W	COPPIN STATE%	60-54
D29	L	AUBURN%	79-61
J3	L	at No. 3 Duke*	72-42
J7	L	at Florida State*	71-62
J10	L	No. 1 MARYLAND*	111-53
J15	L	at Georgia Tech*	52-37
J18	W	BOSTON COLLEGE*	83-68
J25	L	at Virginia Tech*	78-71
J28	L	CLEMSON*	79-69
F1	L	FLORIDA STATE*	75-68
F4	L	at Virginia*	73-60
F8	W	WAKE FOREST*	77-51
F11	L	at Boston College*	78-65
F15	L	GEORGIA TECH*	66-45
F18	L	at No. 2 North Carolina*	93-70
F24	L	NC STATE*	77-53
M1	L	vs. Georgia Tech^	66-52

\* Atlantic Coast Conference game

# Miami Thanksgiving Tournament (Coral Gables, Fla.)

+ Played at the Knight Sports Complex (Coral Gables, Fla.)

% Miami Holiday Tournament (Coral Gables, Fla.)

^ ACC Tournament (Greensboro N.C.)

## 2007-08

Record: 9-21 (6-13 H, 2-6 A, 1-1 N)

Atlantic Coast: 2-12 (12th)

Head Coach: Katie Meier

Date	W/L	Opponent	Score
N9	W	FLORIDA ATLANTIC	64-45
N13	L	JACKSONVILLE	72-64
N19	L	MICHIGAN+	65-50
N23	W	FORDHAM#	57-40
N24	L	BUTLER#	62-59
N28	W	at Milwaukee	(OT) 73-70
D2	W	UCF	64-56
D4	L	FIU	60-58
D8	L	HOUSTON	63-62
D15	L	MISSISSIPPI	65-52
D18	W	vs. Southern Mississippi\$	63-56
D19	L	No. 8 LSU\$	63-52
D29	L	MAINE%	54-53
D30	W	CENTRAL ARKANSAS%	90-57
J2	W	CHARLESTON SOUTHERN	88-56
J5	L	No. 12 DUKE*	84-72
J10	W	at Clemson*	66-61
J13	L	at Georgia Tech*	68-65

J21	L	VIRGINIA	79-68
J24	L	FLORIDA STATE*	(OT) 75-70
J31	L	at No. 5 Maryland*	90-50
F3	L	at Boston College*	70-42
F7	W	GEORGIA TECH*	54-52
F11	L	VIRGINIA TECH*	(OT) 81-73
F14	L	at NC State*	51-45
F21	L	No. 2 NORTH CAROLINA*	79-61
F24	L	at Wake Forest*	50-45
F28	L	at Florida State*	50-49
M3	L	BOSTON COLLEGE*	63-52
M6	L	vs. Georgia Tech^	76-49

\* Atlantic Coast Conference game

+ ACC/Big Ten Challenge

# Miami Thanksgiving Tournament (Coral Gables, Fla.)

\$ Caribbean Classic (Cancun, Mexico)

% Miami Holiday Tournament (Coral Gables, Fla.)

^ ACC Tournament (Greensboro, N.C.)

## 2008-09

Record: 13-17 (9-9 H, 4-7 A, 0-1 N)

Atlantic Coast: 2-12 (T-10th)

Head Coach: Katie Meier

Date	W/L	Opponent	Score
N14	W	NORFOLK STATE	91-42
N16	L	GREEN BAY	63-61
N21	L	at Houston	70-64
N25	W	at FIU	66-49
N28	W	AUSTIN PEAY#	64-51
N29	W	SANTA CLARA#	60-44
D1	W	FLORIDA A&M	83-69
D5	L	INDIANA+	69-54
D13	W	BINGHAMTON	72-37
D18	W	at UCF	66-59
D21	W	GRAMBLING STATE	83-65
D29	W	BROWN%	81-41
D30	L	No. 9 AUBURN%	68-53
J2	W	CORNELL	61-47
J5	L	CLEMSON*	74-68
J9	L	at No. 5 Duke*	73-58
J12	L	No. 24 GEORGIA TECH*	68-50
J18	L	at Boston College*	62-54
J22	W	NC STATE*	72-60
J29	L	at Georgia Tech*	68-42
F1	L	WAKE FOREST*	78-69
F4	W	at SIU-Edwardsville	83-72
F8	L	No. 15 FLORIDA STATE*	75-59
F12	W	at Virginia Tech*	59-56
F16	L	BOSTON COLLEGE*	71-64
F19	L	at No. 23 Virginia*	(OT) 84-75
F22	L	at No. 11 Florida State*	59-58
F26	L	at No. 9 North Carolina*	90-76
M1	L	No. 5 MARYLAND*	89-64
M5	L	vs. Boston College^	76-59

\* Atlantic Coast Conference game

# Miami Thanksgiving Tournament (Coral Gables, Fla.)

+ ACC/Big Ten Challenge

% Miami Holiday Tournament (Coral Gables, Fla.)

^ ACC Tournament (Greensboro, N.C.)



# ALL-TIME RESULTS

## 2009-10

**Record: 22-14 (13-6 H, 9-7 A, 0-1 N)**

**Atlantic Coast: 4-10 (T-10th)**

**Head Coach: Katie Meier**

Date	W/L	Opponent	Score
N13	W	at UC Riverside	86-63
N13	W	at CSU Bakersfield	111-93
N18	W	BETHUNE-COOKMAN	88-46
N21	W	at UAB	70-56
N24	W	HOUSTON	68-54
N27	W	LONG BEACH STATE#	83-66
N28	W	MASSACHUSETTS#	63-57
D5	L	NEBRASKA	76-71
D19	W	at Binghamton	68-52
D21	W	at Cornell	101-62
D28	W	QUINNIPIAC%	93-48
D29	L	No. 17/22 TEXAS%	76-65
D31	W	NORTH FLORIDA	80-36
J3	W	at Miami (OH)	75-61
J10	W	No. 13/11 FLORIDA STATE*	78-71
J14	L	No. 7 DUKE*	69-62
J17	L	at Wake Forest*	67-64
J21	W	at Maryland*	80-77
J24	L	VIRGINIA TECH*	73-69
J27	L	at No. 25 Georgia Tech* (OT)	80-73
J31	L	at Boston College*	72-64
F4	W	No. 9 NORTH CAROLINA*	80-69
F7	W	SIU-EDWARDSVILLE	85-60
F11	L	No. 21 VIRGINIA*	(OT) 69-63
F14	L	at NC State*	66-64
F18	L	at Clemson*	(OT) 73-72
F21	L	No. 19 GEORGIA TECH*	77-73
F25	L	at No. 9 Florida State*	87-62
F28	W	BOSTON COLLEGE*	(OT) 76-68
M4	L	vs. Wake Forest*	(OT) 61-60
M18	W	FGCU!	70-57
M21	W	FLORIDA!	77-64
M25	W	NORTH CAROLINA A&T!	84-77
M28	W	at Providence!!	73-65
M31	W	at Michigan!!!	76-59
A3	L	at California!!!!	73-61

\* Atlantic Coast Conference game

# Wyndham Miami Thanksgiving Tournament (Coral Gables, Fla.)

% Wyndham Miami Holiday Tournament (Coral Gables, Fla.)

^ ACC Tournament (Greensboro, N.C.)

! WNIT (Coral Gables, Fla.)

!! WNIT (Providence, R.I.)

!!! WNIT (Ann Arbor, Mich.)

!!!! WNIT (Berkeley, Calif.)

## 2010-11

**Record: 28-5 (20-0 H, 6-3 A, 2-2 N)**

**Atlantic Coast: 12-2 (Regular Season Co-Champs)**

**Head Coach: Katie Meier**

Date	W/L	Opponent	Score
N12	W	KENNESAW STATE	93-39
N17	L	at No. 21 Nebraska	99-85
N20	W	MIAMI (OH)	96-64
N22	W	UAB	68-52
N26	W	FLORIDA ATLANTIC#	89-48
N27	W	UNCG#	78-60
N29	W	SOUTHERN	85-36
D5	W	CSU BAKERSFIELD	88-61
D7	W	No. 12 GEORGETOWN	(OT) 81-72
D11	W	ALCORN STATE	94-32

D18	W	UC RIVERSIDE	81-59
D21	W	at Mississippi	82-46
D28	W	GEORGE WASHINGTON%	83-62
D30	W	MORGAN STATE%	74-47
J1	W	LIPSCOMB	91-52
J6	W	at Virginia*	82-73
J9	W	at Virginia Tech*	69-56
J14	W	CLEMSON*	77-48
J16	W	BOSTON COLLEGE*	65-53
J24	L	at No. 21 Florida State*	66-59
J27	W	NC STATE*	84-77
J30	W	No. 25 GEORGIA TECH* (OT)	84-74
F3	L	at No. 3 Duke*	82-58
F10	W	No. 11 MARYLAND*	83-75
F13	W	at No. 10 North Carolina*	78-66
F17	W	at Boston College*	90-80
F21	W	WAKE FOREST*	74-46
F24	W	No. 12 FLORIDA STATE*	84-68
F27	W	at Georgia Tech*	70-59
M4	W	vs. NC State^	93-85
M5	L	vs. North Carolina^	83-57
M20	W	Gardner-Webb!	80-62
M22	L	Oklahoma!	88-83

\* Atlantic Coast Conference game

# Miami Thanksgiving Tournament (Coral Gables, Fla.)

% Miami Holiday Tournament (Coral Gables, Fla.)

^ ACC Tournament (Greensboro, N.C.)

! NCAA Tournament (Charlottesville, Va.)

## 2011-12

**Record: 26-6 (16-0 H, 9-5 A, 1-1 N)**

**Atlantic Coast: 14-2 (2nd)**

**Head Coach: Katie Meier**

Date	W/L	Opponent	Score
N11	W	TEXAS-PAN AMERICAN	83-37
N15	L	at No. 3 Tennessee	92-76
N17	W	PRAIRIE VIEW A&M	107-26
N23	W	at Alaska Anchorage\$	72-55
N25	W	vs. USF\$	92-72
N27	W	LONGWOOD	92-43
D1	W	at Michigan State+	76-60
D5	W	No. 11 RUTGERS	(2OT) 92-81
D10	W	MISSISSIPPI	76-48
D16	W	LOUISIANA-MONROE	103-39
D21	L	at No. 17 Georgetown	71-46
D28	W	HOLY CROSS%	89-49
D29	W	VCU%	91-61
J2	L	at No. 23 North Carolina*	65-63
J5	W	NC STATE*	78-68
J9	W	at Georgia Tech*	77-65
J12	W	No. 5 MARYLAND*	75-63
J15	W	at Florida State*	60-57
J19	W	at Virginia*	56-53
J23	W	VIRGINIA TECH*	79-48
J26	W	WAKE FOREST*	64-39
J29	W	at Boston College*	88-57
F5	W	CLEMSON*	68-47
F8	W	No. 22 NORTH CAROLINA*	61-37
F12	W	at No. 8 Maryland*	76-74
F16	W	at NC State*	73-61
F19	W	FLORIDA STATE*	67-60
F24	L	at No. 7 Duke*	74-64
F26	W	BOSTON COLLEGE*	88-42
M2	L	vs. Wake Forest^	81-74

# ALL-TIME RESULTS

M17	W	Idaho State!	70-41
M19	L	No. 24 Gonzaga!	65-54
* Atlantic Coast Conference game			
\$ Great Alaska Shootout (Anchorage, Alaska)			
+ ACC/Big Ten Challenge			
% Miami Holiday Tournament (Coral Gables, Fla.)			
^ ACC Tournament (Greensboro, N.C.)			
! NCAA Tournament (Spokane, Wash.)			

## 2012-13

Record: 21-11 (15-3 H, 5-6 A, 0-0 N)

Atlantic Coast: 11-7 (T-4th)

Head Coach: Katie Meier

Date	W/L	Opponent	Score
N9	W	NORTH FLORIDA	77-24
N12	W	at Richmond	69-63
N18	L	No. 24/20 TENNESSEE	79-67
N23	W	FLORIDA ATLANTIC#	76-61
N24	W	RADFORD#	75-58
N29	W	No. 6/7 PENN STATE+	69-65
D3	W	ALCORN STATE	68-53
D8	W	DAVIDSON	67-35
D16	L	at Rutgers	42-34
D20	W	NC STATE *	79-53
D28	W	CENTRAL CONN. STATE%	64-43
D29	W	WISCONSIN%	67-44
J3	W	CLEMSON*	78-56
J6	W	VIRGINIA*	58-52
J10	L	at No. 10/10 Maryland*	84-62
J13	L	at No. 18/22 Florida State*	86-65
J17	W	GEORGIA TECH*	71-65
J20	L	at Virginia *	62-52
J24	W	at Wake Forest*	79-78
J27	L	No. 11/16 NORTH CAROLINA*	64-62
J31	L	at No. 5/4 Duke*	82-43
F3	W	VIRGINIA TECH*	68-42
F7	W	at Clemson*	62-46
F10	L	No. 19/20 FLORIDA STATE*	93-78
F17	W	BOSTON COLLEGE*	79-54
F21	W	at NC State*	59-55
F24	L	at Georgia Tech*	68-64
F28	W	No. 5/4 DUKE*	69-65
M3	W	VIRGINIA TECH*	64-46
M7	W	vs. Virginia Tech^	45-39
M8	L	vs. No. 23/23 Florida State^	70-58
M24	L	at Iowa!	69-53

\* Atlantic Coast Conference game  
 # Miami Thanksgiving Tournament (Coral Gables, Fla.)  
 + ACC/Big Ten Challenge  
 % Miami Holiday Tournament (Coral Gables, Fla.)  
 ^ ACC Tournament (Greensboro, N.C.)  
 ! NCAA Tournament (Iowa City, Iowa)

## 2013-14

Record: 16-15 (10-9 H, 6-5 A, 0-1 N)

Atlantic Coast: 8-8 (8th)

Head Coach: Katie Meier

Date	W/L	Opponent	Score
N8	W	NORTH FLORIDA	79-39
N10	L	RICHMOND	57-50
N15	L	MIDDLE TENNESSEE	61-55
N19	W	at Oakland	86-68
N25	W	YALE	91-67
N29	W	ST. FRANCIS BROOKLYN#	78-56

N30	W	MISSOURI#	74-68
D5	L	at Minnesota+	74-67
D15	W	COPPIN STATE	63-58
D21	L	at Arizona State	75-73
D28	W	MORGAN STATE%	80-42
D29	W	NEW MEXICO%	67-50
J1	L	PENN	67-66
J4	W	at Wake Forest*	84-53
J9	L	No. 18/17 FLORIDA STATE*	68-63
J12	W	at Virginia Tech*	64-62
J16	L	at Boston College*	63-62
J19	W	No. 20/21 NC STATE*	80-71
J23	L	at No. 2/2 Notre Dame*	79-52
J26	L	at Clemson*	60-52
J30	L	No. 3/3 DUKE*	76-75
F2	W	at No. 6/6 North Carolina*	83-80
F9	L	GEORGIA TECH*	89-87
F13	L	No. 9/9 MARYLAND*	67-52
F16	W	at RV/RV Florida State*	76-73
F20	L	SYRACUSE*	69-48
F23	W	WAKE FOREST*	72-64
F27	W	at Virginia*	83-63
M2	W	PITTSBURGH*	67-54
M6	L	vs. Florida State^	(OT) 72-67
M29	L	STETSON!	70-63

\* Atlantic Coast Conference game  
 # Miami Thanksgiving Tournament (Coral Gables, Fla.)  
 + ACC/Big Ten Challenge  
 % Miami Holiday Tournament (Coral Gables, Fla.)  
 ^ ACC Tournament (Greensboro, N.C.)  
 ! WNIT (Coral Gables, Fla.)

## 2014-15

Record: 20-13 (15-3 H, 2-9 A, 3-1 N)

Atlantic Coast: 8-8 (8th)

Head Coach: Katie Meier

Date	W/L	Opponent	Score
N14	W	OAKLAND	66-53
N17	L	at Middle Tennessee	53-48
N21	W	NORTH FLORIDA	81-53
N25	L	RV/RV ARIZONA STATE	65-61
N28	W	ILLINOIS STATE#	95-44
N29	W	TULSA#	69-57
D4	W	WISCONSIN+	66-54
D6	W	JACKSONVILLE	65-36
D13	W	COPPIN STATE	70-54
D18	W	vs. UCLA&	74-67
D19	L	vs. Tulane&	70-65
D28	W	FLORIDA A&M%	83-47
D29	W	LSU%	76-71
J4	W	BOSTON COLLEGE*	74-53
J8	W	No. 4/4 NOTRE DAME*	78-63
J11	W	at Virginia Tech*	62-45
J15	W	CLEMSON*	79-42
J18	L	at No. 16/14 Duke*	68-53
J21	W	VIRGINIA*	67-58
J25	L	at No. 4/4 Louisville*	68-55
F1	L	at Pittsburgh*	81-66
F5	W	VIRGINIA TECH*	42-39
F8	L	at No. 9/8 Florida State*	80-60
F12	W	at No. 23/22 Syracuse*	85-71
F15	W	GEORGIA TECH*	64-59
F19	L	at NC State*	68-65
F22	L	No. 17/14 NORTH CAROLINA*	66-65
F26	L	at Wake Forest*	60-59



# ALL-TIME RESULTS

M1	L	No. 9/8 FLORIDA STATE*	69-55
M5	W	vs. Virginia <sup>^</sup>	62-52
M6	L	vs. No. 2/2 Notre Dame <sup>^</sup>	77-61
M20	W	vs. Washington!	86-80
M22	L	at No. 18/15 Iowa!	88-70

\* Atlantic Coast Conference game  
 # Miami Thanksgiving Tournament (Coral Gables, Fla.)  
 + ACC/Big Ten Challenge  
 % Miami Holiday Tournament (Coral Gables, Fla.)  
 & Tulane/DoubleTree Classic (New Orleans, La.)  
<sup>^</sup> ACC Tournament (Greensboro, N.C.)  
 ! NCAA Tournament (Iowa City, Iowa)

## 2015-16

Record: 24-9 (13-3 H, 8-3 A, 3-3 N)

Atlantic Coast: 10-6 (T-5th)

Head Coach: Katie Meier

Date	W/L	Opponent	Score
N13	W	WRIGHT STATE	80-67
N15	W	BETHUNE-COOKMAN	55-47
N17	W	at Old Dominion	61-35
N21	W	at Loyola Chicago	77-50
N23	W	at Charlotte	77-70
N27	W	MILWAUKEE#	77-38
N29	W	LA SALLE#	86-58
D2	W	ILLINOIS+	73-64
D4	W	COPPIN STATE	78-59
D6	W	UMASS LOWELL	84-53
D19	L	vs. No. 4/4 Baylor&	88-81
D20	W	vs. Indiana&	89-75
D22	W	FIU	83-55
D30	W	NC STATE*	73-44
J3	L	at Virginia*	76-56
J7	W	PITTSBURGH*	79-55
J10	W	at Clemson*	83-49
J14	W	WAKE FOREST*	71-60
J17	W	at North Carolina*	76-61
J24	L	No. 14/13 FLORIDA STATE*	69-58
J28	W	at Virginia Tech*	57-45
F1	L	SYRACUSE*	57-51
F4	W	at Boston College*	67-62
F7	W	RV/RV DUKE*	61-53
F11	W	at Georgia Tech*	58-55
F14	L	at No. 3/3 Notre Dame*	90-69
F21	W	VIRGINIA TECH* (OT)	67-56
F25	L	No. 10/10 LOUISVILLE*	79-51
F28	L	at No. 12/12 Florida State*	70-67
M3	W	vs. Pittsburgh <sup>^</sup>	77-55
M4	W	vs. No. 14/10 Florida State <sup>^</sup>	74-56
M5	L	vs. No. 2/3 Notre Dame <sup>^</sup>	78-67
M19	L	vs. South Dakota State!	74-71

\* Atlantic Coast Conference game  
 # Miami Thanksgiving Classic (Coral Gables, Fla.)  
 + ACC/Big Ten Challenge  
 & Florida Sunshine Classic (Winter Park, Fla.)  
<sup>^</sup> ACC Tournament (Greensboro, N.C.)  
 ! NCAA Tournament (Stanford, Calif.)

## 2016-17

Record: 24-9 (14-2 H, 7-5 A, 3-2 N)

Atlantic Coast: 10-6 (7th)

Head Coach: Katie Meier

Date	W/L	Opponent	Score
N11	L	at No. 19/19 Kentucky&	68-62
N13	W	vs. Albany&	77-53
N16	W	CHARLOTTE	80-46
N20	W	at St. John's	62-50
N25	W	GRAMBLING STATE#	89-61
N27	W	TEXAS TECH#	74-56
D1	W	at No. 9/10 Ohio State+ (OT)	94-89
D4	W	OLD DOMINION	66-56
D6	W	LOYOLA CHICAGO	81-43
D16	W	at FIU	69-49
D19	W	COPPIN STATE%	75-35
D20	W	MAINE%	76-51
D29	L	No. 7/7 FLORIDA STATE*	81-66
J2	W	at Pittsburgh*	82-50
J5	W	at RV/No. 23 NC State*	67-64
J8	L	No. 7/6 NOTRE DAME*	67-55
J11	W	No. 15/16 VIRGINIA TECH*	82-75
J15	L	at No. 9/8 Louisville*	63-59
J22	L	at RV/No. 24 Syracuse*	81-48
J26	W	NORTH CAROLINA*	100-88
J29	W	BOSTON COLLEGE*	58-51
F2	W	at Wake Forest*	79-56
F6	L	at No. 5/5 Florida State*	80-71
F9	W	VIRGINIA*	63-52
F12	W	CLEMSON*	81-57
F19	L	at No. 13/14 Duke*	83-70
F23	W	at Virginia Tech*	79-69
F26	W	GEORGIA TECH*	75-70
M2	W	vs. Georgia Tech <sup>^</sup>	87-71
M3	W	vs. No. 8/12 Florida State <sup>^</sup>	56-54
M4	L	vs. No. 13/11 Duke <sup>^</sup>	57-52
M18	W	FGCU!	62-60
M20	L	QUINNIPIAC!	85-78

\* Atlantic Coast Conference game  
 & Kentucky Classic (Lexington, Ky.)  
 # Miami Thanksgiving Tournament (Coral Gables, Fla.)  
 + ACC/Big Ten Challenge  
 % Miami Holiday Tournament (Coral Gables, Fla.)  
<sup>^</sup> ACC Tournament (Conway, S.C.)  
 ! NCAA Tournament (Coral Gables, Fla.)

# ALL-TIME RESULTS

## 2017-18

Record: 21-11 (13-5 H, 5-4 A, 3-2 N)

Atlantic Coast: 10-6 (7-6th)

Head Coach: Katie Meier

Date	W/L	Opponent	Score
N10	W	FIU	77-69
N12	W	VERMONT	73-49
N18	L	at Colorado	67-61
N21	W	NEW ORLEANS	76-46
N24	W	MAINE#	80-70
N26	L	No. 15/15 MARYLAND#	79-71
N30	W	MICHIGAN STATE+	67-57
D3	L	ST. JOHN'S	74-64
D10	W	No. 20/23 KENTUCKY	65-54
D15	W	ALABAMA STATE	79-31
D18	W	vs. Sacramento State&	82-56
D20	W	vs. Southern Illinois&	75-65
D28	W	BETHUNE-COOKMAN	85-39
D31	W	No. 14/15 DUKE*	51-48
J4	L	at No. 2/2 Notre Dame*	83-76
J7	L	WAKE FOREST*	61-50
J11	L	at No. 13/12 Florida State*	105-67
J14	W	at Clemson*	72-60
J18	W	SYRACUSE*	72-67
J21	W	at Boston College*	65-43
J25	L	No. 4/4 LOUISVILLE*	84-74
J28	W	at Virginia Tech*	82-78
F4	W	at North Carolina*	92-72
F8	W	No. 23/23 NC STATE*	52-48
F11	L	No. 12/12 FLORIDA STATE*	91-71
F15	W	PITTSBURGH*	82-58
F18	W	at Virginia*	77-62
F22	L	at Georgia Tech*	70-51
F25	W	VIRGINIA TECH*	76-46
M1	W	vs. Wake Forest^	68-60
M2	L	vs. Florida State^	73-69
M17	L	vs. Quinnipiac!	86-72

\* Atlantic Coast Conference game

# Miami Thanksgiving Tournament (Coral Gables, Fla.)

+ ACC/Big Ten Challenge

& Puerto Rico Classic (Trujillo Alto, P.R.)

^ ACC Tournament (Greensboro, N.C.)

! NCAA Tournament (Storrs, Conn.)

J6	W	at Wake Forest*	72-57
J10	L	CLEMSON*	76-67
J17	W	at Duke*	58-50
J20	W	NORTH CAROLINA*	76-68
J23	W	at No. 13/14 Syracuse*	84-71
J27	W	BOSTON COLLEGE*	76-73
J31	L	at No. 24/21 Florida State*	62-58
F3	W	VIRGINIA*	72-59
F7	W	NO. 4/4 NOTRE DAME*	72-65
F10	W	at Pittsburgh*	65-51
F17	W	at No. 2/2 Louisville*	79-73
F21	L	at Virginia Tech*	73-65
F24	W	NO. 22/20 FLORIDA STATE*	64-54
F28	W	GEORGIA TECH*	69-56
M3	L	at No. 10/10 NC State*	70-68
M8	L	vs. No. 18/16 Syracuse^	92-85
M22	W	FGCU!	69-62
M24	L	NO. 22/20 ARIZONA STATE!	57-55

\* Atlantic Coast Conference game

# Miami Thanksgiving Tournament (Coral Gables, Fla.)

+ ACC/Big Ten Challenge

& Florida Sunshine Classic (Orlando, Fla.)

% Miami Holiday Classic

^ ACC Tournament (Greensboro, N.C.)

! NCAA Tournament (Storrs, Conn.)

## 2018-19

Record: 25-9 (17-3 H, 6-5 A, 2-1 N)

Atlantic Coast: 12-4 (4th)

Head Coach: Katie Meier

Date	W/L	Opponent	Score
N6	W	at FIU	94-43
N9	W	STEPHEN F. AUSTIN	81-60
N11	W	HARTFORD	75-62
N15	W	No. 19/19 MARQUETTE	63-55
N18	L	at Iowa State	75-52
N23	W	NEBRASKA#	82-68
N25	W	TEMPLE#	73-61
N29	L	at Purdue+	74-63
D2	W	COLORADO	73-58
D9	W	NEW ORLEANS	78-38
D16	W	MARYLAND EASTERN SHORE	71-53
D20	W	vs. Vanderbilt&	90-65
D21	W	vs. Alabama&	101-74
D28	W	FLORIDA A&M%	103-54
D30	L	CENTRAL MICHIGAN%	90-80
J3	W	rv/25 VIRGINIA TECH*	68-61

## OVERTIME GAMES

Season	Date	Opponent	H/A/N	W/L	OT	Score	Margin
1982-83	12/31/82	Pittsburgh	H	W	2OT	79-75	+4
1982-83	2/18/83	Florida A&M	H	L	OT	80-78	-2
1983-84	3/1/84	FIU	A	L	2OT	83-81	-2
1988-89	12/2/88	Houston	A	L	OT	81-76	-5
1990-91	1/26/91	Mercer#	H	L	OT	86-83	-3
1991-92	11/23/91	Florida State	A	L	OT	71-69	-2
1992-93	12/30/92	Texas Tech	H	L	OT	75-74	-1
1992-93	2/9/93	Georgetown&	A	L	3OT	90-88	-2
1993-94	1/15/94	St. John's&	A	W	OT	80-72	+8
1993-94	1/19/94	Syracuse&	H	W	2OT	62-59	+3
1997-98	12/31/97	West Virginia&	H	W	OT	74-72	+2
1997-98	1/14/98	Villanova&	A	L	OT	68-67	-1
1998-99	12/30/98	St. John's&	A	L	OT	76-72	-4
2000-01	1/21/01	Western Kentucky	H	L	OT	82-75	-7
2001-02	1/16/02	Syracuse&	H	W	OT	75-71	+4
2002-03	1/28/03	Virginia Tech&	H	W	OT	67-66	+1
2002-03	2/26/03	Seton Hall&	A	L	OT	78-71	-7
2003-04	1/14/04	Georgetown&	H	W	OT	57-55	+2
2005-06	2/19/06	No. 1 Duke*	H	L	2OT	99-93	-6
2005-06	2/26/06	Georgia Tech*	H	W	2OT	90-85	+5
2007-08	11/28/07	Milwaukee	A	W	OT	73-70	+3
2007-08	1/24/08	Florida State*	H	L	OT	75-70	-5
2007-08	2/11/08	Virginia Tech*	H	L	OT	81-73	-8
2008-09	2/19/09	No. 23 Virginia*	A	L	OT	84-75	-9
2009-10	1/27/10	No. 25 Georgia Tech*	A	L	OT	80-73	-7
2009-10	2/11/10	No. 21 Virginia*	H	L	OT	69-63	-6
2009-10	2/18/10	Clemson*	A	L	OT	73-72	-1
2009-10	2/28/10	Boston College*	H	W	OT	76-68	+8
2009-10	3/4/10	Wake Forest%	N	L	OT	61-60	-1
2010-11	12/7/10	No. 12 Georgetown	H	W	OT	81-72	+9
2010-11	1/30/11	No. 25 Georgia Tech*	H	W	OT	84-74	+10
2011-12	12/5/11	No. 11 Rutgers	H	W	2OT	92-81	+11
2013-14	3/6/14	Florida State%	N	L	OT	72-67	-5
2015-16	2/21/16	Virginia Tech*	H	W	OT	67-56	+11
2016-17	12/1/16	No. 9/10 Ohio State	A	W	OT	94-89	+5

### OVERTIME RECORDS

All	15-20
2OT	4-2
3OT	0-1
Conference	9-11 (2-1 OT, 0-1 3OT)
ACC	3-6 (1-1 2OT)
ACC Tournament	0-2
Home	12-8
Away	3-10
Neutral	0-2
Under Katie Meier	8-9

\* Atlantic Coast Conference game  
& BIG EAST Conference game

# New South Women's Athletic Conference game

% ACC Tournament game



# 100-POINT GAMES & HOME ATTENDANCE RECORDS

## MIAMI 100-POINT GAMES

Season	Date	Opponent	H/A/N	W/L	UM	Opp	Margin
1975-76	1/14/76	Homestead AFB	H	W	100	20	+80
1979-80	11/28/79	Broward Central	A	W	101	38	+63
1979-80	2/12/80	Broward Central	H	W	104	35	+69
1980-81	1/27/81	FIU	H	W	109	56	+53
1981-82	1/28/82	Florida Memorial	H	W	100	54	+46
1987-88	1/11/88	Florida A&M	H	W	104	86	+18
1987-88	2/25/88	UCF	H	W	103	87	+16
1988-89	12/19/88	Florida A&M	H	W	103	64	+39
1988-89	2/24/89	FIU	A	W	100	85	+15
1997-98	11/25/97	Florida Atlantic	A	W	105	84	+21
1997-98	12/27/97	Delaware State	H	W	105	62	+43
2002-03	11/25/02	Morris Brown	H	W	111	44	+67
2005-06	12/2/05	Farleigh Dickinson	H	W	100	62	+38
2005-06	12/28/05	North Carolina A&T	H	W	104	65	+39
2009-10	11/13/09	CSU Bakersfield	A	W	111	93	+18
2009-10	12/21/09	Cornell	A	W	101	62	+39
2011-12	11/17/11	Prairie View A&M	H	W	107	26	+81
2011-12	12/16/11	Louisiana-Monroe	H	W	103	39	+64
2016-17	1/26/17	North Carolina*	H	W	100	88	+12
2018-19	12/21/18	Alabama	N	W	101	74	+27
2018-19	12/28/18	Florida A&M	H	W	103	54	+49

Total 21  
 Home 15  
 Away 5  
 ACC 1  
 Under Katie Meier 9

## OPPONENT 100-POINT GAMES

Season	Date	Opponent	H/A/N	W/L	UM	Opp	Margin
1975-76	2/9/76	Florida	A	L	53	103	-50
1976-77	1/24/76	Miami-Dade North	A	L	69	106	-37
1979-80	12/31/79	Kansas	H	L	62	101	-39
1980-81	12/28/80	Drake	H	L	63	101	-38
1985-86	2/8/86	Kentucky	A	L	53	108	-55
1985-86	2/17/86	No. 1 Texas	A	L	43	112	-69
2002-03	2/15/03	West Virginia&	A	L	84	100	-16
2004-05	12/6/04	No. 12 Texas Tech	A	L	49	109	-60
2006-07	1/10/07	No. 1 Maryland*	H	L	53	111	-58
2017-18	1/11/18	No. 13/12 Florida State* A	A	L	67	105	-38

Total 10  
 Home 3  
 Away 7  
 Under Katie Meier 2

\* Atlantic Coast Conference game  
 & BIG EAST Conference game

## HOME ATTENDANCE RECORDS

**Overall:** 4,989 (vs. Loyola Chicago, 12/6/16)

**Students:** 515 (vs. Quinnipiac^, 3/20/17)

^ NCAA Tournament game

# SERIES RECORDS

## A

Alabama	1-2
UAB	2-2
Alabama State	1-0
Alaska Anchorage	2-0
Albany	1-0
Alcorn State	2-0
Appalachian State	1-0
Arizona	1-1
Arizona State	0-4
Arkansas	0-1
Army West Point	1-0
Auburn	0-8
Augustana	1-0
Austin Peay	2-0

## B

Barry	3-1
Baylor	1-1
Bethune-Cookman	9-1
Binghamton	3-0
Boston College	28-17
Boston University	1-0
Bradley	2-0
BYU	1-1
Broward Central	11-9
Brown	2-0
Bucknell	1-0
Butler	1-1

## C

California	0-1
UC Riverside	2-0
Cal State Bakersfield	2-0
Carson-Newman	1-0
Central Arkansas	1-0
Central Connecticut State	1-0
UCF	11-3
Central Michigan	0-1
Charleston Southern	1-0
Charlotte	2-1
Clemson	11-7
Cleveland State	3-0
Colorado	1-1
Connecticut	5-18
Coppin State	4-0
Cornell	2-0

## D

Dartmouth	2-0
Davidson	1-0
Dayton	3-0
Delaware State	1-0
Delta State	0-1
Detroit	1-1
District of Columbia	1-0
Drake	0-1

Duke 4-14

## E

East Carolina	1-1
East Tennessee State	0-1
Eastern Kentucky	2-1
Eastern Michigan	1-0
Edinboro State	0-1
Evansville	1-0

## F

Fairfield	3-3
Farleigh Dickinson	1-0
Flagler	2-2
Florida	14-28
Florida A&M	13-9
Florida Atlantic	17-0
FGCU	3-0
FIU	37-22
Florida Memorial	6-0
Florida Southern	0-1
Florida State	15-45
Florida Tech	2-3
Fordham	2-0
Furman	1-0

## G

Gardner-Webb	2-0
Georgetown	16-9
George Mason	0-2
George Washington	1-0
Georgia	0-2
Georgia Southern	2-0
Georgia State	5-3
Georgia Tech	16-14
Gonzaga	1-1
Grambling State	3-2
Green Bay	1-1

## H

Hampton	1-0
Hartford	2-1
Harvard	1-0
Holy Cross	2-0
Homestead AFB	2-0
Houston	2-7
Howard	2-0

## I

Idaho	0-1
Idaho State	1-0
Illinois	1-2
Illinois-Chicago	1-0
Illinois State	2-0
Indiana	2-1
IUPUI	1-0
Iona	1-0



# SERIES RECORDS

Iowa	0-4	UMKC	1-1
Iowa State	0-1	Monmouth	1-0
<b>J</b>			
Jackson State	1-1	Montana	1-1
Jacksonville	1-1	Morehead State	1-0
James Madison	1-0	Morgan State	2-0
<b>K</b>			
Kansas	0-2	Morris Brown	1-0
Kennesaw State	1-0	Murray State	2-0
Kentucky	2-6	<b>N</b>	
<b>L</b>			
La Salle	1-0	Nebraska	1-3
Lamar	2-1	New Hampshire	1-0
Lawrence	1-0	New Mexico	1-1
Lehigh	1-0	New Orleans	3-0
Lipscomb	1-0	Niagara	1-0
Long Beach State	1-0	Nicholls State	1-0
LIU Brooklyn	1-0	Norfolk State	1-0
Longwood	1-0	North Carolina	10-13
LSU	1-3	North Carolina A&T	2-0
Louisiana	1-0	UNCG	1-0
Louisiana-Monroe	1-0	NC State	11-11
Louisiana Tech	0-2	North Florida	4-0
Louisville	2-4	North Dakota State	1-0
Loyola Chicago	2-0	Northern Illinois	1-1
Loyola Marymount	1-0	Northwestern	1-1
<b>M</b>			
Maine	3-2	Northwestern State	1-0
Manhattan	1-0	Notre Dame	5-19
Manhattanville	1-0	<b>O</b>	
Marquette	1-0	Oakland	3-0
Maryland	5-11	Ohio State	1-2
Maryland-Eastern Shore	3-0	Oklahoma	2-2
UMass Lowell	1-0	Oklahoma State	1-1
Marymack (MO)	0-1	Old Dominion	2-3
Massachusetts	2-0	Oral Roberts	1-1
Memphis	1-1	Oregon	0-1
Mercer	5-2	<b>P</b>	
Miami-Dade Downtown	6-0	Penn	0-1
Miami-Dade New World	11-0	Penn State	1-0
Miami-Dade North	12-8	Pepperdine	1-0
Miami-Dade South	7-8	Pittsburgh	22-9
Miami (OH)	2-0	Prairie View A&M	1-0
Michigan	2-2	Portland State	1-0
Michigan State	3-2	Providence	18-6
Middle Tennessee	1-2	Purdue	2-4
Millikin	1-0	<b>Q</b>	
Milwaukee	3-0	Quinnipiac	2-2
Minnesota	1-3	<b>R</b>	
Mississippi	4-3	Radford	2-0
Mississippi State	0-1	Rhode Island	0-2
Missouri	2-0	Rice	1-1
Missouri State	1-0	Richmond	2-1
		Robert Morris	1-0
		Rutgers	8-13



# SERIES RECORDS

S	
Sacramento State	1-0
St. Bonaventure	1-0
St. Francis Brooklyn	1-0
St. John's	19-7
St. Joseph's	1-1
St. Mary's	0-1
St. Peter's	1-0
Samford	1-0
San Diego State	1-0
San Francisco	1-0
Santa Clara	2-0
Siena	1-0
Seton Hall	13-9
South Alabama	0-1
South Carolina	0-2
South Carolina State	0-1
South Dakota State	0-1
USF	29-11
Southern	1-0
Southern Illinois	2-0
SIU-Edwardsville	2-0
SMU	0-1
Southern Miss	1-1
Stephen F. Austin	1-1
Stetson	19-4
Syracuse	20-10

T	
Tampa	5-1
Temple	4-1
Tennessee	0-2
UT Martin	0-1
Texas	1-2
Texas A&M	2-0
TCU	1-0
UT Rio Grande Valley	1-0
Texas State	1-0
Texas Southern	3-0
Texas Tech	1-2
Toledo	3-1
Tulane	1-3
Tulsa	1-0

U	
UCLA	1-0
Upper Iowa	1-0

V	
Valparaiso	1-0
Vanderbilt	2-1
Vermont	1-0
Villanova	9-13
Virginia	10-9
VCU	1-0
Virginia Tech	21-7

W	
Wake Forest	12-9
Washington	1-1
Weber State	1-0
West Virginia	12-3
Western Illinois	1-0
Western Kentucky	2-4
Western Michigan	2-0
William & Mary	1-0
Wisconsin	2-0
Wright State	1-0

Y	
Yale	2-0



# SERIES RESULTS

## Alabama (1-2)

**(H: 1-1; N: 0-1)**

12/21/18	W	101-74	(n)
12/29/96	L	73-43	(h)
1/4/80	L	73-61	(h)

## UAB (2-2)

**(H: 1-1; A: 1-1; N: 0-0)**

11/22/10	W	68-52	(h)
11/21/09	W	70-54	(a)
11/21/80	L	79-63	(a)
1/23/80	L	83-71	(h)

## Alabama State (1-0)

**(H: 1-0)**

12/15/17	W	79-31	(h)
----------	---	-------	-----

## Alaska Anchorage (2-0)

**(A: 2-0)**

11/23/11	W	72-55	(a)
3/1/87	W	71-62	(a)

## Albany (1-0)

**(N: 1-0)**

11/13/16	W	77-53	(n)
----------	---	-------	-----

## Alcorn State (2-0)

**(H: 2-0)**

12/3/12	W	68-53	(h)
12/11/10	W	94-32	(h)

## Appalachian State (1-0)

**(H: 1-0)**

12/29/92	W	80-63	(h)
----------	---	-------	-----

## Arizona (1-1)

**(H: 1-0; A: 0-1)**

12/2/89	W	85-65	(h)
1/27/88	L	78-71	(a)

## Arizona State (0-4)

**(H: 0-1; A: 0-2; N: 0-1)**

3/24/19!	L	57-55	(n)
11/25/14	L	65-61	(h)
12/21/13	L	75-73	(a)
1/28/88	L	78-74	(a)

! NCAA Tournament

## Arkansas (0-1)

**(A: 0-1)**

11/23/84	L	79-58	(a)
----------	---	-------	-----

## Army West Point (1-0)

**(H: 1-0)**

1/7/80	W	73-62	(h)
--------	---	-------	-----

## Auburn (0-8)

**(H: 0-5; A: 0-3)**

12/30/08	L	68-53	(h)
12/29/06	L	79-61	(h)
12/29/94	L	73-43	(h)
2/4/89	L	73-44	(a)

12/29/87	L	96-48	(h)
1/3/87	L	98-55	(a)
1/27/86	L	92-46	(a)
1/5/81	L	78-72	(h)

## Augustana (1-0)

**(H: 1-0)**

12/29/84	W	77-50	(h)
----------	---	-------	-----

## Austin Peay (2-0)

**(H: 2-0)**

11/28/08	W	64-51	(h)
1/4/82	W	74-52	(h)

## Barry (3-1)

**(H: 2-0; A: 1-1)**

2/6/89	W	85-36	(h)
2/19/74	W	41-33	(h)
2/1/74	W	44-41	(a)
2/15/73	L	51-45	(a)

## Baylor (1-1)

**(N: 1-1)**

12/19/15	L	88-81	(n)
11/30/85	W	64-55	(n)

## Bethune-Cookman (9-1)

**(H: 7-0; A: 2-1)**

12/28/17	W	85-39	(h)
11/15/15	W	55-47	(h)
11/18/09	W	88-46	(h)
2/5/90	W	76-43	(h)
1/25/90	W	76-26	(a)
2/22/89	W	72-55	(h)
12/6/88	W	77-65	(a)
2/20/88	L	80-72	(a)
12/1/87	W	90-55	(h)
1/20/81	W	2-0—forfeit	(h)

## Binghamton (3-0)

**(H: 2-0; A: 1-0)**

12/19/09	W	68-52	(a)
12/13/08	W	72-37	(h)
11/30/85	W	64-55	(n)

## Boston College (28-17)

**(H: 16-5; A: 11-9; N: 1-3)**

1/27/19	W	76-73	(h)
1/21/18	W	65-43	(a)
1/29/17	W	58-51	(h)
2/4/16	W	67-62	(a)
1/4/15	W	74-53	(h)
1/16/14	L	63-62	(a)
2/17/13	W	79-54	(h)
2/26/12	W	88-42	(h)
2/5/12	W	88-57	(a)
2/17/11	W	90-80	(a)
1/16/11	W	65-53	(h)
2/28/10	W	76-68	(h)
1/31/10	L	72-64	(a)
3/5/09*	L	76-59	(n)
2/16/09	L	71-64	(h)
1/18/09	L	62-54	(a)

## SERIES RESULTS

3/2/08	L	63-52	(h)
2/3/08	L	70-42	(a)
2/11/07	L	78-65	(a)
1/18/07	W	83-68	(h)
2/12/06	L	79-69	(a)
1/19/06	W	82-68	(h)
3/7/04#	L	65-53	(n)
1/10/04	W	70-66	(a)
3/1/03	L	84-77	(a)
1/15/03	L	79-61	(h)
2/26/02	W	60-57	(h)
3/3/01#	L	62-49	(n)
1/10/01	W	65-59	(a)
2/2/00	L	66-55	(h)
1/16/99	W	66-53	(a)
12/5/98	W	65-57	(h)
1/10/98	W	85-79	(h)
3/2/97#	W	63-48	(n)
2/19/97	L	67-55	(a)
1/2/97	L	66-48	(h)
1/22/96	W	60-59	(a)
1/22/95	W	73-67	(a)
1/2/95	W	80-45	(h)
2/26/94	W	75-72	(h)
1/25/94	L	80-71	(a)
2/16/93	W	84-55	(h)
1/31/93	W	80-67	(a)
2/1/92	W	79-60	(h)
1/3/92	W	78-59	(a)

\* ACC Tournament

# BIG EAST Tournament

### Boston University [1-0]

(A: 1-0)

1/11/90	W	87-69	(a)
---------	---	-------	-----

### Bradley [2-0]

(H: 1-0; N: 1-0)

11/25/05	W	73-61	(h)
11/29/03	W	70-52	(n)

### BYU [1-1]

(N: 1-1)

12/20/86	L	82-80	(n)
12/13/85	W	78-74	(n)

### Broward Central [11-9]

(H: 6-1; A: 5-4; N: 0-4)

2/13/81	W	69-50	(a)
11/17/80	W	87-49	(h)
2/12/80	W	104-35	(h)
11/28/79	W	101-38	(a)
1978-79	L	81-58	(n)
1978-79	L	93-82	(h)
1978-79	L	77-61	(a)
2/21/78	L	70-62	(n)
1/2/78	L	59-47	(a)
2/18/77	L	72-65	(n)
2/16/77	W	75-64	(h)
2/4/77	L	69-59	(a)
2/21/76	L	91-65	(n)
2/2/76	L	69-65	(a)
1974-75	W	61-26	(h)

1974-75	W	49-19	(a)
1/30/74	W	43-27	(a)
2/21/74	W	44-28	(h)
1/12/73	W	36-26	(a)
2/13/73	W	41-25	(h)

### Brown [2-0]

(H: 2-0)

12/29/08	W	81-41	(h)
12/29/99	W	79-62	(h)

### Bucknell [1-0]

(H: 1-0)

12/28/92	W	74-54	(h)
----------	---	-------	-----

### Butler [1-1]

(H: 1-1)

11/24/07	L	62-59	(h)
12/27/96	W	70-55	(h)

### California [0-1]

(A: 0-1)

4/3/10^	L	73-61	(a)
---------	---	-------	-----

^ WNIT

### UC Riverside [2-0]

(H: 1-0; A: 1-0)

12/18/10	W	81-59	(h)
11/13/09	W	88-73	(a)

### Cal State Bakersfield [2-0]

(H: 1-0; A: 1-0)

12/5/10	W	86-61	(h)
11/15/09	W	111-93	(a)

### Central-Newman [1-0]

(N: 1-0)

12/17/81	W	86-63	(n)
----------	---	-------	-----

### Central Arkansas [1-0]

(H: 1-0)

12/30/07	W	90-57	(h)
----------	---	-------	-----

### Central Connecticut State [1-0]

(H: 1-0)

12/28/12	W	64-43	(h)
----------	---	-------	-----

### Central Michigan [0-1]

(H: 1-0)

12/20/18	L	90-80	(h)
----------	---	-------	-----

### Central Florida [11-3]

(H: 7-0; A: 3-2; N: 1-1)

12/18/08	W	66-59	(a)
12/2/07	W	64-56	(h)
12/20/05	W	82-72	(a)
12/13/04	W	60-50	(h)
2/10/90	W	96-74	(h)
2/11/89	W	94-69	(h)
2/25/88	W	103-87	(h)
1/20/88	W	93-82	(a)
12/04/85	W	62-61	(h)
1/24/83	L	70-60	(a)

## SERIES RESULTS

12/15/81	W	66-63	(n)
2/06/81	W	86-75	(h)
2/19/80	L	57-56	(a)
1978-79	L	69-51	(n)

### Charleston Southern (1-0)

**(H: 1-0)**

12/2/07	W	64-56	(h)
---------	---	-------	-----

### Charlotte (2-1)

**(H: 1-0; A: 1-0; N: 0-1)**

11/16/16	W	80-46	(h)
11/23/15	W	77-70	(a)
3/24/90^	L	82-80	(n)
^ WNIT			

### Clemson (11-7)

**(H: 5-3; A: 6-2; N: 0-2)**

1/10/19	L	76-67	(h)
1/14/18	W	72-60	(a)
2/12/17	W	81-57	(h)
1/10/16	W	83-49	(a)
1/15/15	W	79-42	(h)
1/26/14	L	60-52	(a)
2/7/13	W	62-46	(a)
1/3/13	W	78-56	(h)
2/5/12	W	68-47	(h)
1/14/11	W	77-48	(h)
2/18/10	L	73-72	(a)
1/5/09	L	74-68	(h)
1/10/08	W	66-61	(a)
1/28/07	L	79-69	(h)
1/12/06	W	74-52	(a)
1/31/05	W	83-69	(a)
3/14/98!	L	60-49	(n)
12/19/81	L	74-59	(n)

! NCAA Tournament

### Cleveland State (3-0)

**(H: 3-0)**

2/28/91	W	91-59	(h)
12/27/89	W	81-53	(h)
12/27/84	W	95-48	(h)

### Colorado (1-1)

**(H: 1-0; A: 0-1)**

12/2/18	W	73-58	(h)
11/18/17	L	67-61	(a)

### Connecticut (5-18)

**(H: 2-8; A: 3-10)**

2/8/04	L	83-65	(a)
2/19/03	L	81-60	(h)
1/12/02	L	96-50	(a)
1/23/01	L	81-45	(a)
12/5/00	L	77-53	(h)
1/29/00	L	84-36	(h)
2/8/00	L	93-46	(a)
2/6/99	L	88-66	(h)
1/20/99	L	89-55	(a)
2/13/98	L	80-60	(a)
3/3/97#	L	98-71	(a)
2/16/97	L	86-59	(a)

1/9/97	L	69-51	(h)
1/10/96	L	79-52	(h)
2/9/95	L	85-48	(a)
1/24/95	L	92-51	(h)
2/13/94	L	60-48	(h)
1/23/94	L	87-46	(a)
2/14/93	W	69-51	(h)
1/15/93	W	69-66	(a)
3/9/92#	W	56-47	(a)
2/21/92	W	75-59	(a)
1/17/92	W	70-66	(h)

# BIG EAST Tournament

### Coppin State (4-0)

**(H: 4-0)**

12/19/16	W	75-35	(h)
12/4/15	W	78-59	(h)
12/13/14	W	70-54	(h)
12/15/13	W	63-58	(h)

### Cornell (2-0)

**(H: 1-0; A: 1-0)**

12/21/09	W	101-62	(a)
1/2/09	W	61-47	(h)

### Dartmouth (2-0)

**(H: 2-0)**

12/16/03	W	74-53	(h)
12/20/84	W	62-52	(h)

### Davidson (1-0)

**(H: 1-0)**

12/8/12	W	67-35	(h)
---------	---	-------	-----

### Dayton (3-0)

**(H: 2-0; N: 1-0)**

12/3/94	W	67-53	(n)
1/4/86	W	76-62	(h)
2/15/81	W	62-58	(h)

### Delaware State (1-0)

**(H: 1-0)**

12/27/97	W	105-62	(h)
----------	---	--------	-----

### Delta State (0-1)

**(N: 0-1)**

3/7/82+	L	81-66	(n)
---------	---	-------	-----

+ AIAW Tournament

### Detroit (1-1)

**(H: 0-1; A: 1-0)**

12/28/95	L	78-77	(h)
1/8/89	W	74-61	(a)

### District of Columbia (1-0)

**(N: 1-0)**

1/3/90	W	79-47	(n)
--------	---	-------	-----

### Drake (0-1)

**(H: 0-1)**

1/2/81	L	101-63	(h)
--------	---	--------	-----

# SERIES RESULTS

## Duke (4-14)

(H: 3-5; A: 1-8; N: 0-1)

1/17/19	W	58-50	(a)
12/31/17	W	51-48	(h)
3/4/17*	L	57-52	(n)
2/19/17	L	83-70	(a)
2/7/16	W	61-53	(h)
1/18/15	L	68-53	(a)
1/30/14	L	76-75	(h)
2/28/13	W	69-65	(h)
1/31/13	L	82-43	(a)
2/24/12	L	74-64	(a)
2/3/11	L	82-58	(a)
1/14/10	L	69-62	(h)
1/9/09	L	73-58	(a)
1/5/08	L	84-72	(h)
1/3/07	L	72-42	(a)
2/19/06	L	99-93	(h)
2/24/05	L	95-61	(a)
2/3/05	L	72-63	(h)

\* ACC Tournament

## East Carolina (1-1)

(H: 1-0; A: 0-1)

12/19/85	L	58-43	(a)
1/2/82	W	60-56	(h)

## East Tennessee State (0-1)

(H: 0-1)

1/5/82	L	70-44	(h)
--------	---	-------	-----

## Eastern Kentucky (2-1)

(H: 1-0; N: 1-1)

11/23/03	W	90-81	(n)
11/24/99	W	83-66	(h)
11/24/94	L	81-74	(n)

## Eastern Michigan (1-0)

(H: 1-0)

12/21/02	W	85-66	(h)
----------	---	-------	-----

## Edinboro State (0-1)

(H: 0-1)

1/2/80	L	70-62	(h)
--------	---	-------	-----

## Evansville (1-0)

(H: 1-0)

2/26/85	W	61-60	(h)
---------	---	-------	-----

## Fairfield (3-3)

(H: 3-3)

11/28/04	W	84-70	(h)
12/22/00	L	67-55	(h)
11/16/97	W	87-66	(h)
11/27/94	W	81-71	(h)
1/3/86	L	71-68	(h)
12/28/82	L	76-71	(h)

## Fairleigh Dickinson (1-0)

(H: 1-0)

12/2/05	W	100-62	(h)
---------	---	--------	-----

## Flagler (2-2)

(A: 1-1; N: 1-1)

2/16/80	W	64-62	(n)
1/27/80	W	74-73	(a)
1974-75	L	62-49	(a)
2/26/74	L	74-38	(n)

## Florida (14-28)

(H: 11-6; A: 2-15; N: 1-7)

3/21/10^	W	77-64	(h)
12/12/03	W	80-75	(h)
12/2/02	L	76-67	(a)
12/1/99	L	85-77	(h)
11/24/98	L	85-69	(a)
11/21/97	L	70-51	(a)
11/22/96	L	65-58	(n)
12/2/95	L	71-70	(h)
12/2/94	L	84-63	(n)
1/27/94	L	59-50	(a)
12/1/91	W	95-75	(h)
1/16/90	W	85-73	(a)
11/29/89	W	76-61	(h)
1/24/89	W	75-67	(h)
1/16/89	L	75-61	(a)
12/19/87	W	84-75	(h)
12/12/87	W	69-68	(a)
2/22/87	W	78-66	(h)
12/13/86	L	81-73	(a)
2/24/86	W	70-45	(h)
1/15/86	L	79-58	(a)
2/18/85	W	68-53	(h)
1/14/85	L	85-68	(a)
2/06/85	L	55-53	(h)
12/11/83	L	78-58	(a)
2/14/83	L	78-64	(a)
1/20/82	L	80-73	(a)
12/05/81	W	87-85	(h)
2/28/81	W	65-59	(n)
2/7/81	W	75-64	(h)
1/10/81	L	84-55	(a)
2/20/80	L	81-66	(n)
2/18/80	L	77-66	(a)
1/12/80	L	80-71	(h)
2/23/78	L	76-55	(n)
1/28/78	L	84-47	(a)
2/25/77	L	73-41	(h)
2/8/77	L	75-28	(h)
2/20/76	L	83-41	(n)
2/9/76	L	103-53	(a)
1974-75	L	58-45	(n)
1974-75	L	67-32	(n)

^ WNIIT

## Florida A&M (13-9)

(H: 9-2; A: 2-6; N: 2-1)

12/28/18	W	103-54	(h)
12/29/14	W	83-47	(h)
12/1/09	W	83-69	(h)
3/9/91@	W	73-44	(n)
2/2/91	W	78-71	(h)
1/17/91	L	73-65	(a)
1/22/90	W	90-56	(h)
12/6/89	W	77-70	(a)



# SERIES RESULTS

1/21/89	W	73-66	(a)
12/19/88	W	103-64	(h)
2/4/88	L	89-88	(a)
1/11/88	W	104-86	(h)
2/18/83	L	80-78	(h)
1/22/83	L	65-58	(a)
2/15/82	L	69-64	(a)
2/1/82	W	66-62	(h)
2/20/81	W	79-47	(h)
12/7/80	L	72-50	(a)
1978-79	L	90-58	(h)
1978-79	L	67-37	(a)
1974-75	W	59-38	(n)
2/27/73	L	55-47	(n)

@ NWSAC Tournament

## Florida Atlantic (17-0)

(H: 13-0; 4-0)

11/23/12	W	76-61	(h)
11/26/10	W	89-48	(h)
11/9/07	W	64-45	(h)
12/16/02	W	86-61	(h)
12/15/01	W	92-77	(a)
11/20/00	W	87-50	(h)
12/11/99	W	89-73	(a)
12/16/98	W	91-57	(h)
11/25/97	W	105-84	(a)
11/26/96	W	74-53	(h)
12/30/95	W	93-54	(h)
11/29/94	W	90-81	(a)
12/28/93	W	90-69	(h)
12/6/92	W	94-37	(h)
2/18/89	W	72-55	(h)
2/15/88	W	87-66	(h)
3/9/87	W	59-43	(h)

## Florida Gulf Coast (3-0)

(H: 3-0)

3/22/19!	W	69-62	(h)
3/18/17!	W	62-60	(h)
3/18/10^	W	70-57	(h)

! NCAA Tournament      ^ WNIT

## Florida International (37-22)

(H: 24-10; A: 11-10; N: 2-2)

11/6/18	W	94-43	(a)
11/10/17	W	77-69	(h)
12/16/16	W	69-49	(a)
12/22/15	W	83-55	(h)
11/25/08	W	66-49	(a)
12/4/07	L	60-58	(h)
12/5/06	L	83-78	(a)
3/18/06^	W	95-83	(h)
12/6/05	W	75-63	(h)
12/4/04	L	67-62	(a)
12/2/03	W	78-58	(h)
12/14/02	L	81-70	(a)
2/16/02	L	71-65	(h)
12/9/00	L	78-48	(a)
12/4/99	W	76-61	(h)
11/18/98	W	67-65	(a)
12/14/97	L	81-60	(h)
12/14/96	W	55-49	(a)

12/16/95	W	71-49	(h)
12/6/94	L	77-62	(a)
12/30/93	L	75-56	(h)
12/13/92	W	80-53	(a)
12/29/91	W	78-53	(h)
3/8/91@	W	75-55	(n)
3/2/91	W	79-54	(h)
2/5/91	W	74-64	(a)
2/23/90	W	94-76	(a)
2/1/90	W	71-64	(h)
2/24/89	W	100-85	(a)
1/31/89	W	83-76	(h)
2/23/88	L	79-70	(a)
2/13/88	L	79-69	(h)
2/18/87	L	78-71	(h)
3/4/86	L	81-52	(h)
3/4/85	W	81-73	(h)
2/7/85	L	73-72	(a)
3/3/84	L	83-81	(a)
1/24/84	W	82-64	(h)
3/2/83	L	63-53	(h)
12/4/82	L	89-73	(a)
1/26/82	W	69-66	(h)
1/11/82	W	78-59	(a)
2/21/81	W	84-56	(h)
1/27/81	W	109-56	(h)
2/15/80	W	83-35	(h)
1/15/81	W	98-41	(h)
2/6/79	W	86-58	(h)
2/12/79	W	74-44	(h)
2/18/78	W	50-43	(n)
2/8/78	W	54-50	(a)
1/23/78	W	71-42	(h)
2/26/77	L	66-58	(h)
2/24/77	W	64-51	(h)
2/19/77	L	52-48	(n)
2/14/77	W	73-65	(h)
2/1/77	L	57-49	(a)
2/26/76	L	59-57	(n)
2/17/76	L	57-50	(h)
1/29/76	W	56-38	(h)

^ WNIT

@ NWSAC Tournament

## Florida Memorial (6-0)

(H: 3-0; A: 3-0)

2/14/84	W	75-43	(a)
11/18/83	W	76-56	(h)
1/17/83	W	89-71	(a)
11/19/82	W	88-40	(h)
11/28/82	W	100-54	(h)
11/27/81	W	75-47	(a)

## Florida Southern (0-1)

(A: 0-1)

1/18/80	L	71-69	(a)
---------	---	-------	-----

## Florida State (15-45)

(H: 7-17; A: 4-20; N: 4-8)

2/24/19	W	64-54	(h)
1/31/19	L	62-58	(a)
3/2/18*	L	73-69	(n)
2/11/18	L	91-71	(h)
1/11/18	L	105-67	(a)

HISTORY & RECORDS

# SERIES RESULTS

3/3/17*	W	56-54	(n)				
2/6/17	L	80-71	(a)				
12/29/16	L	81-66	(h)				
3/4/16*	W	74-56	(n)				
2/28/16	L	70-67	(a)				
1/24/16	L	69-58	(h)				
3/1/15	L	69-55	(h)				
2/8/15	L	80-60	(a)				
3/6/14*	L	72-67 (OT)	(n)				
2/16/14	W	76-73	(a)				
1/09/14	L	68-63	(h)				
3/8/13*	L	70-58	(n)				
2/10/13	L	93-78	(h)				
1/13/13	L	86-65	(a)				
2/19/12	W	67-60	(h)				
1/15/12	W	60-57	(a)				
2/24/11	W	84-68	(h)				
1/24/11	L	66-59	(a)				
2/25/10	L	87-62	(a)				
1/10/10	W	78-70	(h)				
2/22/09	L	59-58	(a)				
2/8/09	L	75-59	(h)				
2/28/08	L	50-49	(a)				
1/24/08	L	75-70	(h)				
2/1/07	L	75-68	(h)				
1/7/07	L	71-62	(a)				
2/17/06	L	68-61	(a)				
2/9/06	L	79-54	(h)				
1/27/05	W	62-57	(h)				
1/9/05	L	65-56	(a)				
12/19/02	L	64-61	(h)				
1/23/91	L	71-69	(a)				
12/19/91	L	76-62	(h)				
2/17/90	L	95-66	(a)				
12/11/88	W	88-79	(h)				
11/26/88	W	96-85	(n)				
1/29/87	W	80-73	(a)				
12/15/86	L	75-74	(h)				
2/25/85	W	74-67	(a)				
12/15/84	W	79-65	(h)				
1/13/84	L	76-64	(a)				
3/5/82	L	84-80	(n)				
2/13/82	L	66-52	(a)				
12/12/81	L	77-74	(h)				
2/27/81	W	79-70	(n)				
1/13/81	L	62-55	(h)				
12/6/80	L	87-73	(a)				
2/22/80	L	72-61	(n)				
1/22/80	L	93-74	(a)				
12/14/79	L	82-64	(h)				
1978-79	L	73-57	(n)				
1978-79	L	74-64	(h)				
1978-79	L	79-53	(a)				
2/24/78	L	66-56	(n)				
1974-75	L	59-45	(n)				
* ACC Tournament							
<b>Florida Tech (2-3)</b>							
<b>(H: 0-1; N: 2-2)</b>							
2/7/76	W	60-55	(n)				
1/17/76	L	60-57	(h)				
1974-75	W	53-32	(n)				
2/27/74	L	36-41	(n)				
2/26/73	L					38-31	(n)
<b>Fordham (2-0)</b>							
<b>(H: 2-0)</b>							
11/23/07	W					57-40	(h)
1/8/85	W					92-73	(h)
<b>Furman (1-0)</b>							
<b>(H: 1-0)</b>							
11/21/99	W					88-46	(h)
<b>Gardner-Webb (2-0)</b>							
<b>(H: 1-0; N: 1-0)</b>							
3/20/11!	W					80-62	(n)
11/19/04	W					65-47	(h)
<i>! NCAA Tournament</i>							
<b>Georgetown (16-9)</b>							
<b>(H: 9-4; A: 6-5; N: 1-0)</b>							
12/21/11	L					71-46	(a)
12/7/10	W					81-72	(h)
1/4/04	W					57-55	(h)
3/4/03	W					73-71	(h)
1/4/03	W					60-57	(a)
3/2/02	W					69-52	(n)
2/13/02	W					64-56	(a)
2/3/01	W					52-46	(h)
1/19/00	L					63-61	(h)
2/19/00	L					66-61	(a)
2/13/99	W					81-62	(a)
1/26/99	L					69-51	(h)
3/1/98#	W					81-66	(h)
1/31/98	W					81-74	(a)
2/25/97	W					62-58	(h)
1/15/97	L					62-55	(a)
2/14/96	L					71-69	(h)
2/15/95	L					65-63	(h)
1/11/95	W					72-66	(a)
2/17/94	L					81-60	(a)
2/11/93	W					67-59	(h)
2/9/93	L					90-88	(a)
1/9/93	W					62-55	(h)
2/8/92	W					83-76	(a)
1/8/92	W					89-51	(h)
<b># BIG EAST Tournament</b>							
<b>George Mason (0-2)</b>							
<b>(H: 0-1; A: 0-1)</b>							
11/30/05	L					68-61	(h)
11/30/04	L					60-35	(a)
<b>George Washington (1-0)</b>							
<b>(H: 1-0)</b>							
12/28/10	W					83-62	(h)
<b>Georgia (0-2)</b>							
<b>(A: 0-1; N: 0-1)</b>							
1/15/06	L					74-59	(n)
2/20/82	L					91-51	(a)



# SERIES RESULTS

## Georgia Southern (2-0)

(H: 1-0; A: 1-0)

1/31/91	W	89-66	(h)
1/19/91	W	86-79	(a)

## Georgia State (5-3)

(H: 2-1; A: 2-0; N: 1-2)

11/10/06	W	68-60	(h)
1/24/91	W	68-49	(h)
12/4/90	W	85-60	(a)
2/24/84	L	88-79	(n)
1/7/83	W	71-66	(n)
12/19/82	L	83-69	(n)
2/22/82	W	72-66	(a)
12/29/81	L	63-60	(h)

## Georgia Tech (16-14)

(H: 9-5; 5-6; N: 2-3)

2/28/19	W	69-56	(h)
2/22/18	L	70-51	(a)
3/2/17*	W	87-71	(n)
2/26/17	W	75-70	(h)
2/11/16	W	58-55	(a)
2/15/15	W	64-59	(h)
2/9/14	L	89-87	(h)
2/24/13	L	68-64	(a)
1/17/13	W	71-65	(h)
1/9/12	W	77-65	(a)
2/27/11	W	70-59	(a)
1/30/11	W	84-74	(h)
2/21/10	L	77-73	(h)
1/27/10	L	80-73	(a)
1/29/09	L	68-42	(a)
1/12/09	L	60-50	(h)
3/6/08*	L	76-49	(n)
2/7/08	W	54-52	(h)
1/13/08	L	68-65	(a)
3/1/07*	L	66-52	(n)
2/15/07	L	66-45	(h)
1/15/07	L	52-37	(a)
3/2/06*	L	79-62	(n)
2/26/06	W	90-85	(h)
1/5/06	W	75-63	(a)
3/4/05*	W	60-58	(n)
1/23/05	L	62-46	(h)
3/13/02^	W	73-64	(a)
12/30/91	W	78-63	(h)
12/15/80	W	86-80	(h)

\* ACC Tournament

^ WNIT

## Gonzaga (1-1)

(A: 0-1; N: 1-0)

3/19/11!	L	65-54	(a)
2/28/86	W	79-52	(n)

! NCAA Tournament

## Grambling State (3-2)

(H: 3-2)

11/25/16	W	89-61	(h)
12/21/08	W	83-65	(h)
12/28/94	L	98-75	(h)
12/4/86	W	67-65	(h)
12/6/85	L	81-75	(h)

## Green Bay (1-1)

(H: 0-1; A: 0-1)

11/16/08	L	63-61	(h)
11/30/02	L	83-72	(a)

## Hampton (1-0)

(H: 1-0)

12/12/98	W	84-52	(h)
----------	---	-------	-----

## Hartford (2-1)

(H: 2-0; A: 0-1)

11/11/19	W	75-62	(h)
12/10/05	W	82-62	(h)
11/23/04	L	63-53	(a)

## Harvard (1-0)

(H: 1-0)

12/22/91	W	87-62	(h)
----------	---	-------	-----

## Holy Cross (2-0)

(H: 1-0; N: 1-0)

12/28/11	W	89-49	(h)
1/2/87	W	83-76	(n)

## Homestead AFB (2-0)

(H: 1-0; A: 1-0)

2/23/76	W	63-50	(a)
1/14/76	W	100-20	(h)

## Houston (2-7)

(H: 2-1; A: 0-6)

11/24/09	W	68-54	(h)
11/21/08	L	70-64	(a)
12/8/07	L	63-62	(h)
12/19/06	L	82-73	(a)
3/16/02^	L	83-76	(a)
11/28/95	L	80-72	(a)
12/2/89	L	81-76	(a)
2/11/85	L	83-68	(a)
1/9/82	W	64-47	(h)

^ WNIT

## Howard (2-0)

(H: 1-0; N: 1-0)

2/9/91	W	78-58	(h)
11/27/87	W	81-58	(n)

## Idaho (0-1)

(N: 0-1)

2/22/84	L	68-66	(n)
---------	---	-------	-----

## Idaho State (1-0)

(N: 1-0)

3/17/11!	W	70-41	(n)
----------	---	-------	-----

! NCAA Tournament

## Illinois (1-2)

(H: 1-1; N: 0-1)

12/2/15	W	73-64	(h)
12/30/87	L	85-83	(h)
12/14/85	L	73-47	(n)



## SERIES RESULTS

### Illinois-Chicago (1-0)

<b>(H: 1-0)</b>				
12/16/89	W	70-41	(h)	

### Illinois State (2-0)

<b>(H: 1-0; N: 1-0)</b>				
11/28/14	W	95-44	(h)	
3/22/90 <sup>^</sup>	W	85-83	(n)	
<sup>^</sup> WNI/T				

### Indiana (2-1)

<b>(H: 1-1; N: 1-0)</b>				
12/20/15	W	89-75	(n)	
12/5/08	L	69-54	(h)	
11/25/06	W	79-70	(h)	

### IUPUI (1-0)

<b>(H: 1-0)</b>				
11/23/01	W	72-58	(h)	

### Iona (1-0)

<b>(H: 1-0)</b>				
11/18/01	W	71-52	(h)	

### Iowa (0-4)

<b>(A: 0-3; N: 0-1)</b>				
3/22/15!	L	88-70	(a)	
3/24/13!	L	69-53	(a)	
2/10/86	L	75-46	(a)	
11/29/85	L	83-63	(n)	
! NCAA Tournament				

### Iowa State (0-1)

<b>(A: 0-1)</b>				
11/18/18	L	75-62	(a)	

### Jackson State (1-1)

<b>(H: 1-1)</b>				
12/1/06	W	77-50	(h)	
12/29/81	L	71-45	(h)	

### Jacksonville (1-1)

<b>(H: 1-1)</b>				
12/6/14	W	65-36	(h)	
11/13/07	L	72-64	(h)	

### James Madison (1-0)

<b>(N: 1-0)</b>				
1/4/90	W	72-53	(n)	

### Kansas (0-2)

<b>(H: 0-2)</b>				
12/28/90	L	76-48	(h)	
12/31/79	L	101-62	(h)	

### Kennesaw State (1-0)

<b>(H: 1-0)</b>				
11/12/10	W	93-39	(h)	

### Kentucky (2-6)

<b>(H: 2-1; A: 0-3; N: 0-2)</b>				
12/10/17	W	65-54	(h)	
11/11/16	L	82-66	(a)	

12/1/01	L	60-57	(a)
12/19/00	W	74-59	(h)
3/23/90 <sup>^</sup>	L	80-68	(n)
12/9/89	L	80-71	(n)
12/6/86	L	71-55	(h)
2/8/86	L	108-53	(a)
<sup>^</sup> WNI/T			

### La Salle (1-0)

<b>(H: 1-0)</b>			
11/29/15	W	86-58	(h)

### Lamar (2-1)

<b>(H: 2-1)</b>			
1/11/85	W	89-54	(h)
12/2/83	W	71-62	(h)
1/1/80	L	78-56	(h)

### Lawrence (1-0)

<b>(H: 1-0)</b>			
12/14/82	W	74-34	(h)

### Lehigh (1-0)

<b>(H: 1-0)</b>			
12/27/01	W	76-49	(h)

### Lipscomb (1-0)

<b>(H: 1-0)</b>			
1/1/11	W	91-52	(h)

### Long Beach State (1-0)

<b>(H: 1-0)</b>			
11/27/09	W	83-66	(h)

### LIU Brooklyn (1-0)

<b>(H: 1-0)</b>			
1/17/95	W	74-59	(h)

### Longwood (1-0)

<b>(H: 1-0)</b>			
11/27/11	W	92-43	(h)

### LSU (1-3)

<b>(H: 1-1; N: 0-2)</b>			
12/29/14	W	76-71	(h)
12/19/07	L	63-52	(n)
1/10/86	L	54-94	(n)
1/16/85	L	62-67	(h)

### Louisiana (1-0)

<b>(N: 1-0)</b>			
1/6/84	W	84-78	(n)

### Louisiana-Monroe (1-1)

<b>(H: 1-1)</b>			
12/16/11	W	103-39	(h)
12/30/85	L	88-62	(h)

### Louisiana Tech (0-2)

<b>(H: 0-1; A: 0-1)</b>			
3/5/87	L	76-58	(h)
1/25/86	L	81-40	(a)



# SERIES RESULTS

## Louisville [2-4]

(H: 0-2; A: 2-2)

2/17/19	W	79-73	(a)
1/25/18	L	84-74	(h)
1/15/17	L	63-59	(a)
2/25/16	L	79-51	(h)
1/25/15	L	68-55	(a)
1/11/89	W	59-58	(a)

## Loyola Chicago [2-0]

(H: 1-0; A: 1-0)

12/6/16	W	81-43	(h)
11/21/15	W	77-50	(a)

## Loyola Marymount [1-0]

(H: 1-0)

12/29/04	W	78-67	(h)
----------	---	-------	-----

## Maine [3-2]

(H: 3-1; A: 0-1)

11/24/17	W	80-70	(h)
12/20/16	W	76-51	(h)
12/29/07	L	54-53	(h)
12/28/97	W	91-78	(h)
1/13/88	L	76-56	(a)

## Manhattan [1-0]

(H: 1-0)

11/24/95	W	74-66	(h)
----------	---	-------	-----

## Manhattanville [1-0]

(H: 1-0)

1/9/77	W	48-46	(h)
--------	---	-------	-----

## Marquette [1-0]

(H: 1-0)

11/15/19	W	63-55	(h)
----------	---	-------	-----

## Maryland [5-11]

(H: 3-5; 2-4; N: 0-2)

11/26/17	L	79-71	(h)
2/13/14	L	67-52	(h)
1/10/13	L	84-62	(a)
2/12/12	W	76-74	(a)
1/12/12	W	75-63	(h)
2/10/11	W	83-75	(h)
1/21/10	W	80-77	(a)
3/1/09	L	89-65	(h)
1/31/08	L	90-50	(a)
1/10/07	L	111-53	(h)
2/1/06	L	88-77	(a)
2/17/05	L	70-65	(h)
3/21/04!	L	86-85	(n)
12/29/02	W	97-66	(h)
2/11/93	L	67-57	(a)
1/4/87	L	84-64	(n)

! NCAA Tournament

## Maryland Eastern Shore [3-0]

(H: 2-0; N: 1-0)

12/16/19	W	71-53	(h)
11/27/04	W	88-64	(n)
1/14/87	W	82-61	(h)

## Marymack (MO) [0-1]

(H: 1-0)

1/3/76	L	63-53	(h)
--------	---	-------	-----

## Massachusetts [2-0]

(H: 1-0; A: 1-0)

11/28/09	W	63-57	(h)
1/9/90	W	76-58	(a)

## UMass Lowell [1-0]

(H: 1-0)

12/6/15	W	84-53	(h)
---------	---	-------	-----

## Memphis [1-1]

(H: 1-0; A: 0-1)

11/27/84	L	91-74	(a)
1/4/84	W	76-73	(h)

## Mercer [5-2]

(H: 4-1; A: 1-1)

2/14/91	L	80-71	(a)
1/26/91	L	86-83	(h)
2/19/90	W	84-62	(h)
2/2/89	W	75-47	(a)
12/21/88	W	93-62	(h)
12/17/85	W	71-57	(h)
12/30/81	W	68-67	(h)

## Miami-Dade Downtown [6-0]

(H: 3-0; A: 3-0)

2/10/77	W	67-45	(h)
1/13/77	W	75-56	(a)
2/3/76	W	71-38	(h)
1/22/76	W	74-54	(a)
1974-75	W	58-26	(h)
1974-75	W	65-21	(a)

## Miami-Dade New World [11-0]

(H: 4-0; A: 4-0; N: 3-0)

2/10/81	W	72-57	(a)
12/10/80	W	82-55	(h)
2/14/80	W	85-19	(n)
1/10/80	W	89-54	(h)
12/10/79	W	98-35	(a)
1978-79	W	81-63	(a)
1978-79	W	79-54	(n)
1978-79	W	52-35	(h)
2/17/78	W	54-41	(n)
2/13/78	W	67-41	(h)
1/16/78	W	63-57	(a)

## Miami-Dade North [12-8]

(H: 6-2; 6-5; N: 0-1)

2/23/81	W	58-48	(a)
1/22/81	W	80-60	(h)
2/15/80	W	55-52	(a)
12/8/79	W	90-66	(a)
12/1/79	W	77-56	(h)
1978-79	W	86-44	(a)
1978-79	W	97-61	(a)
1978-79	W	74-42	(h)
1/25/78	W	88-34	(a)
2/22/77	W	75-68	(h)

# SERIES RESULTS

1/24/77	L	106-69	(a)
2/11/76	L	64-49	(a)
1/27/76	L	80-58	(h)
1974-75	L	54-46	(a)
1974-75	W	44-38	(h)
1974-75	L	65-49	(n)
2/18/74	L	36-36	(a)
2/13/74	W	29-23	(h)
2/22/73	L	47-36	(a)
1/9/73	L	37-21	(h)

## Miami-Dade South (7-8)

**(H: 5-0; A: 2-6; N: 0-2)**

2/3/81	L	63-60	(a)
12/2/80	W	75-51	(h)
2/28/80	L	60-57	(a)
12/11/79	W	84-71	(h)
1978-79	W	66-60	(h)
2/18/78	L	69-59	(n)
2/7/78	L	53-46	(a)
1/20/78	W	73-69	(h)
2/7/77	L	56-50	(a)
1/26/77	W	42-39	(h)
2/7/76	L	62-60	(n)
1/20/76	L	49-40	(a)
1974-75	W	60-52	(a)
2/12/74	W	48-47	(a)
2/8/73	L	56-26	(a)

## Miami (OH) (2-0)

**(H: 1-0; A: 1-0)**

11/20/10	W	96-64	(h)
1/3/10	W	75-61	(a)

## Michigan (2-2)

**(H: 1-1; 1-1)**

3/31/10^	W	76-59	(a)
11/19/07	L	65-50	(h)
12/3/06	L	60-55	(a)
12/28/89	W	72-64	(h)
^ WNIT			

## Michigan State (3-2)

**(H: 2-1; A: 1-1)**

11/30/17	W	67-57	(h)
12/1/11	W	76-60	(a)
12/29/90	L	79-73	(h)
12/19/86	L	63-52	(a)
12/30/84	W	78-68	(h)

## Middle Tennessee (1-2)

**(H: 1-1; A: 0-1)**

11/17/14	L	53-48	(a)
11/15/13	L	61-55	(h)
12/30/80	W	80-74	(h)

## Millikin (1-0)

**(H: 1-0)**

1/2/83	W	66-62	(h)
--------	---	-------	-----

## Milwaukee (3-0)

**(H: 2-0; A: 1-0)**

11/27/15	W	77-38	(h)
----------	---	-------	-----

11/28/07	W	73-70 (OT)	(a)
11/13/06	W	78-71	(h)

## Minnesota (1-3)

**(H: 1-1; A: 0-2)**

12/05/13	L	74-67	(a)
12/30/01	L	80-65	(h)
11/28/87	L	76-72	(a)
12/22/86	W	77-64	(h)

## Mississippi (4-3)

**(H: 2-2; A: 1-1; N: 1-0)**

12/10/11	W	76-48	(h)
12/21/10	W	82-46	(a)
12/15/07	L	65-52	(h)
12/21/06	L	82-64	(a)
12/29/05	W	79-70	(h)
1/3/91	W	66-64	(n)
12/31/85	L	79-61	(h)

## Mississippi State (0-1)

**(N: 0-1)**

2/27/87	L	81-67	(n)
---------	---	-------	-----

## Missouri (2-0)

**(H: 1-0; N: 1-0)**

11/30/13	W	74-68	(h)
1/5/85	W	82-81	(n)

## Missouri State (1-0)

**(N: 1-0)**

11/25/88	W	90-71	(n)
----------	---	-------	-----

## UMKC (1-1)

**(H: 1-0; A: 0-1)**

1/9/91	L	53-44	(a)
2/9/90	W	70-58	(h)

## Monmouth (1-0)

**(N: 1-0)**

11/28/86	W	82-73	(n)
----------	---	-------	-----

## Montana (1-1)

**(H: 1-0; A: 0-1)**

12/16/05	L	83-74	(a)
12/20/04	W	55-49	(h)

## Morehead State (1-0)

**(A: 1-0)**

11/22/03	W	93-54	(a)
----------	---	-------	-----

## Morgan State (2-0)

**(H: 2-0)**

12/28/13	W	80-42	(h)
12/30/10	W	74-47	(h)

## Morris Brown (1-0)

**(H: 1-0)**

11/25/02	W	111-44	(h)
----------	---	--------	-----



# SERIES RESULTS

## Murray State (2-0)

(H: 1-0; N: 1-0)

1/4/91	W	82-60	(n)
1/4/85	W	73-62	(h)

## Nebraska (1-3)

(H: 1-2; A: 0-1)

11/23/18	W	82-68	(h)
11/17/10	L	99-85	(a)
12/5/09	L	76-71	(h)
12/30/82	L	76-74	(h)

## New Hampshire (1-0)

(H: 1-0)

12/28/00	W	70-61	(h)
----------	---	-------	-----

## New Mexico (1-1)

(H: 1-0; N: 0-1)

12/29/13	W	67-50	(h)
3/22/03!	L	91-85	(n)

! NCAA Tournament

## New Orleans (3-0)

(H: 2-0; N: 1-0)

12/9/18	W	78-38	(h)
11/21/17	W	76-46	(h)
11/26/84	W	77-57	(n)

## Niagara (1-0)

(H: 1-0)

12/1/89	W	88-52	(h)
---------	---	-------	-----

## Nicholls State (1-0)

(H: 1-0)

11/24/06	W	85-42	(h)
----------	---	-------	-----

## Norfolk State (1-0)

(H: 1-0)

11/14/08	W	91-42	(h)
----------	---	-------	-----

## North Carolina (10-13)

(H: 6-5; A: 4-4; N: 0-4)

1/20/19	W	76-68	(h)
2/4/18	W	92-72	(h)
1/26/17	W	100-88	(h)
1/17/16	W	76-61	(a)
2/22/15	L	66-65	(h)
2/2/14	W	83-80	(a)
1/27/13	L	64-62	(h)
2/8/12	W	61-37	(h)
1/2/12	L	65-63	(a)
3/5/11*	L	83-57	(n)
2/13/11	W	78-66	(a)
2/4/10	W	80-69	(h)
2/29/09	L	90-76	(a)
2/21/08	L	79-61	(h)
2/18/07	L	93-70	(a)
1/9/06	L	90-57	(h)
3/5/05*	L	64-57	(n)
1/17/05	L	83-52	(a)
3/21/92!	W	86-72	(h)
2/29/88	W	75-69	(a)
1/29/87	L	89-71	(h)
11/25/83	L	77-65	(n)

1/17/81	L	75-61	(n)
* ACC Tournament		! NCAA Tournament	

## North Carolina A&T (2-0)

(H: 2-0)

3/25/10^	W	84-77	(h)
12/28/05	W	104-65	(h)

^ WNIT

## UNCG (1-0)

(H: 1-0)

11/27/10	W	78-60	(h)
----------	---	-------	-----

## NC State (11-11)

(H: 7-3; A: 3-8; N: 1-0)

3/3/19	L	70-68	(a)
2/8/18	W	52-48	(h)
1/5/17	W	67-64	(a)
12/30/15	W	73-44	(h)
2/19/15	L	68-65	(a)
1/19/14	W	80-71	(h)
2/21/13	W	59-55	(a)
12/20/12	W	79-53	(h)
2/16/12	W	73-61	(a)
1/5/12	W	78-68	(h)
3/4/11*	W	93-85	(n)
1/27/11	W	84-77	(h)
2/14/10	L	66-64	(a)
1/22/09	W	72-60	(h)
2/14/08	L	51-45	(a)
2/24/07	L	77-53	(h)
1/26/06	L	83-77	(a)
2/14/05	L	71-68	(h)
1/20/05	L	73-59	(a)
12/19/99	L	80-60	(h)
11/26/83	L	60-54	(a)
1/16/81	L	97-50	(a)

\* ACC Tournament

## North Florida (4-0)

(H: 4-0)

11/21/14	W	81-53	(h)
11/8/13	W	79-39	(h)
11/9/12	W	77-24	(h)
12/31/09	W	80-36	(h)

## North Dakota State (1-0)

(H: 1-0)

1/1/84	W	64-61	(h)
--------	---	-------	-----

## Northern Illinois (1-1)

(H: 1-0; A: 0-1)

2/6/88	W	88-80	(h)
2/9/87	L	77-72	(a)

## Northwestern (1-1)

(H: 1-0; A: 0-1)

11/21/01	W	86-69	(h)
11/24/00	L	56-48	(a)

## Northwestern State (1-0)

(N: 1-0)

12/3/88	W	92-89	(n)
---------	---	-------	-----

# SERIES RESULTS

## Notre Dame (5-19)

(H: 3-8; 2-9; N: 0-2)

2/7/19	W	72-65	(h)
1/4/18	L	83-76	(a)
1/8/17	L	67-55	(h)
3/5/16*	L	78-67	(n)
2/14/16	L	90-69	(a)
3/6/15*	L	77-61	(n)
1/8/15	W	78-63	(h)
1/23/14	L	79-52	(a)
2/25/04	L	93-58	(a)
1/28/04	L	59-50	(h)
1/11/03	W	80-70	(a)
1/2/02	L	69-65	(h)
2/20/01	L	81-54	(a)
1/22/00	L	76-54	(h)
3/5/00#	L	67-52	(a)
2/23/99	L	89-62	(a)
2/3/98	W	77-76	(h)
1/8/98	L	75-47	(a)
1/29/97	L	72-71	(h)
2/20/96	L	86-70	(a)
1/27/96	L	67-50	(h)
1/7/88	L	83-68	(h)
2/7/87	W	62-61	(a)
1/5/86	L	59-53	(h)
* ACC Tournament		# BIG EAST Tournament	

## Oakland (3-0)

(H: 2-0; A: 1-0)

11/14/14	W	66-53	(h)
11/19/13	W	86-68	(a)
11/26/05	W	78-65	(h)

## Ohio State (1-2)

(H: 0-2; A: 1-0)

12/1/16	W	94-89 (OT)	(a)
12/27/86	L	79-75	(h)
12/17/82	L	91-63	(n)

## Oklahoma (2-2)

(H: 1-0; A: 0-1; N: 1-1)

3/22/11!	L	88-83	(n)
12/20/97	L	67-62	(a)
1/2/91	W	74-71	(n)
12/29/88	W	69-66	(h)
! NCAA Tournament			

## Oklahoma State (1-1)

(H: 1-0; A: 0-1)

12/19/98	W	62-60	(h)
3/15/89!	L	93-69	(a)
! NCAA Tournament			

## Old Dominion (2-3)

(H: 1-1; A: 1-2)

12/4/16	W	66-56	(h)
11/17/15	W	61-35	(a)
12/1/96	L	94-55	(a)
1/9/88	L	93-79	(h)
1/13/86	L	86-64	(a)

## Oral Roberts (1-1)

(H: 1-1)

12/19/96	W	69-49	(h)
12/17/79	L	68-58	(h)

## Oregon (0-1)

(N: 0-1)

11/26/04	L	79-73	(n)
----------	---	-------	-----

## Penn (0-1)

(H: 0-1)

1/01/14	L	67-66	(h)
---------	---	-------	-----

## Penn State (1-0)

(H: 1-0)

11/29/12	W	69-65	(h)
----------	---	-------	-----

## Pepperdine (1-0)

(N: 1-0)

2/26/84	W	67-43	(n)
---------	---	-------	-----

## Pittsburgh (22-9)

(H: 14-1; A: 6-6; N: 2-2)

2/10/19	W	65-51	(a)
2/15/18	W	82-58	(h)
1/2/17	W	82-50	(a)
3/3/16*	W	77-55	(n)
1/7/16	W	79-55	(h)
2/1/15	L	81-66	(a)
3/2/14	W	67-54	(h)
1/17/04	W	77-68	(h)
1/22/03	W	79-76	(a)
2/2/02	W	77-61	(h)
2/17/01	W	96-69	(h)
1/30/01	L	84-74	(a)
2/29/00	W	80-60	(h)
1/10/99	L	63-61	(a)
1/2/99	W	75-60	(h)
1/24/98	W	72-55	(h)
3/1/97#	W	64-50	(n)
2/12/97	W	89-61	(h)
1/6/97	L	64-59	(a)
3/2/96#	L	52-49	(n)
12/22/95	W	73-63	(a)
2/1/95	W	54-50	(h)
1/7/95	L	73-61	(a)
3/5/94#	L	70-60	(n)
2/2/94	L	59-53	(h)
1/9/94	L	71-66	(a)
3/1/93	W	77-65	(h)
1/29/93	W	55-50	(a)
2/11/92	W	79-64	(h)
1/11/92	W	73-54	(a)
12/31/82	W	79-75	(h)
# BIG EAST Tournament			

## Prairie View A&M (1-0)

(H: 1-0)

11/17/11	W	107-26	(h)
----------	---	--------	-----

## Portland State (1-0)

(H: 1-0)

2/16/91	W	84-63	(h)
---------	---	-------	-----

# SERIES RESULTS

## Providence (18-6)

(H: 9-2; A: 8-4; N: 1-0)

3/28/10^	W	73-65	(a)
3/2/04	W	81-62	(h)
1/20/04	W	86-67	(a)
2/22/03	W	77-64	(h)
2/23/02	L	69-64	(a)
1/17/01	L	77-60	(h)
2/12/00	W	71-66	(a)
1/13/99	W	85-63	(h)
2/10/98	W	90-79	(a)
12/6/97	W	97-70	(h)
1/12/97	W	60-56	(a)
1/31/96	W	74-73	(h)
1/4/96	L	81-60	(a)
2/25/95	L	76-72	(a)
1/21/95	W	80-78	(h)
2/23/95	L	78-62	(a)
1/3/94	W	65-63	(h)
3/8/93#	W	76-55	(a)
2/6/93	W	85-65	(h)
1/5/93	W	64-52	(a)
3/8/92#	W	82-70	(n)
2/16/92	W	95-69	(h)
11/13/92	W	87-83	(a)
12/28/83	L	70-60	(h)
^ WNIT			
# BIG EAST Tournament			

## Purdue (2-4)

(H: 2-0; A: 0-3; N: 0-1)

11/29/18	L	74-63	(a)
12/19/91	W	65-63	(h)
11/25/90	L	86-56	(a)
1/4/89	L	79-65	(a)
11/29/86	L	69-68	(n)
12/31/84	W	69-64	(h)

## Quinnipiac (2-2)

(H: 2-1; N: 0-1)

3/17/18!	L	86-72	(n)
3/20/17!	L	85-78	(h)
12/28/09	W	93-48	(h)
11/29/02	W	87-56	(n)

! NCAA Tournament

## Radford (2-0)

(H: 2-0)

11/24/12	W	75-58	(h)
1/2/01	W	83-48	(h)

## Rhode Island (0-2)

(N: 0-2)

1/4/94	L	56-54	(n)
1/11/86	L	66-65	(n)

## Rice (1-1)

(H: 1-0; A: 0-1)

3/12/99^	L	65-58	(a)
1/28/83	W	87-57	(n)

^ WNIT

## Richmond (2-1)

(H: 1-1; A: 1-0)

11/10/13	L	57-50	(h)
11/12/12	W	69-63	(a)
12/2/03	W	80-73	(h)

## Robert Morris (1-0)

(H: 1-0)

1/3/83	W	56-45	(h)
--------	---	-------	-----

## Rutgers (8-13)

(H: 3-5; A: 5-8)

12/16/12	L	42-34	(a)
12/5/11	W	92-81 (20T)	(h)
1/31/04	L	76-69	(h)
3/9/03#	W	77-74	(a)
2/4/03	L	65-56	(a)
1/26/02	W	65-55	(h)
1/5/02	W	67-53	(a)
1/27/01	L	39-37	(h)
1/5/00	L	65-45	(a)
2/28/99#	L	79-53	(a)
2/10/99	L	66-57	(h)
1/5/99	L	68-54	(a)
3/2/98#	L	81-62	(a)
1/8/98	L	77-65	(a)
2/5/97	W	49-41	(a)
12/8/96	L	57-44	(h)
1/17/96	W	58-45	(h)
12/8/91	W	72-53	(a)
12/8/90	L	67-57	(h)
1/28/89	L	97-64	(a)
2/4/84	W	63-58	(a)

# BIG EAST Tournament

## Sacramento State (1-0)

(N: 1-0)

12/18/17	W	82-56	(n)
----------	---	-------	-----

## St. Bonaventure (1-0)

(H: 1-0)

12/2/00	W	71-51	(h)
---------	---	-------	-----

## St. Francis Brooklyn (1-0)

(H: 1-0)

11/29/13	W	78-57	(h)
----------	---	-------	-----

## St. John's (19-7)

(H: 8-4; A: 10-3; N: 1-0)

12/3/17	L	74-64	(h)
11/20/16	W	62-50	(a)
2/10/04	W	85-74	(h)
1/3/04	W	79-60	(a)
2/8/03	W	69-54	(h)
1/23/02	W	68-51	(a)
2/14/01	W	80-43	(h)
1/13/01	W	67-51	(a)
1/8/00	W	68-47	(a)
2/20/99	W	83-51	(h)
12/30/98	L	76-72	(a)
1/17/98	W	72-60	(h)
1/25/97	W	71-48	(h)
12/4/96	L	61-44	(a)

# SERIES RESULTS

2/3/96	W	62-54	(a)	3/4/95#	L	66-50	(a)
2/11/95	W	60-56	(a)	2/21/95	L	82-65	(h)
1/14/95	L	73-63	(h)	12/22/94	L	72-44	(a)
1/30/94	L	68-67	(h)	2/10/94	L	82-46	(h)
1/15/94	W	80-72	(a)	1/13/94	L	93-50	(a)
3/6/93#	W	84-61	(n)	2/27/93	W	72-60	(h)
2/3/93	W	84-68	(a)	1/3/93	L	73-59	(a)
1/17/93	L	65-59	(h)	3/7/92#	W	76-62	(n)
2/26/92	W	85-63	(h)	2/5/92	W	68-46	(h)
1/23/92	W	58-57	(a)	1/5/92	W	76-54	(a)
12/28/84	W	73-59	(h)	# BIG EAST Tournament			
2/2/84	L	79-69	(a)				
# BIG EAST Tournament							
<b>St. Joseph's (1-1)</b>							
<b>(H: 1-0; A: 0-1)</b>							
1/2/85	W	68-65	(h)	<b>South Alabama (0-1)</b>			
1/4/81	L	73-52	(a)	<b>(N: 0-1)</b>			
				11/22/80	L	74-51	(n)
<b>St. Mary's (0-1)</b>							
<b>(A: 0-1)</b>							
11/17/06	L	69-68	(a)	<b>South Carolina (0-2)</b>			
				<b>(H: 0-1; N: 0-1)</b>			
				11/28/93	L	71-68	(n)
				2/28/83	L	66-56	(h)
<b>St. Peter's (1-0)</b>							
<b>(H: 1-0)</b>							
3/17/93!	W	61-44	(h)	<b>South Carolina State (0-1)</b>			
! NCAA Tournament							
<b>Samford (1-0)</b>							
<b>(H: 1-0)</b>							
11/18/05	W	72-51	(h)	12/3/83	L	73-69	(h)
<b>San Diego State (1-0)</b>							
<b>(H: 1-0)</b>							
12/29/85	W	88-51	(h)	<b>South Dakota State (0-1)</b>			
				<b>(N: 0-1)</b>			
				3/19/16!	L	74-71	(n)
				! NCAA Tournament			
<b>San Francisco (1-0)</b>							
<b>(A: 1-0)</b>							
11/19/06	W	69-59	(a)	<b>South Florida (29-11)</b>			
				<b>(H: 14-1; A: 11-6; N: 4-4)</b>			
				11/25/11	W	92-72	(n)
				11/25/03	W	62-55	(a)
				11/22/02	W	60-49	(h)
				11/27/01	L	76-68	(a)
				12/16/00	W	73-51	(h)
				11/20/97	W	55-52	(n)
				11/23/96	W	58-30	(a)
				12/1/95	W	73-68	(h)
				12/3/94	L	74-65	(n)
				3/3/90	W	72-59	(h)
				1/18/90	W	89-72	(a)
				3/4/89	L	85-82	(a)
				1/14/89	W	77-74	(h)
				3/6/88	W	76-60	(a)
				1/31/87	W	82-71	(h)
				2/14/87	W	80-61	(h)
				1/17/87	L	84-62	(a)
				3/1/86	W	53-48	(h)
				2/15/86	W	82-59	(a)
				1/25/85	W	91-65	(h)
				12/7/84	W	68-62	(a)
				1/20/84	W	88-68	(a)
				12/7/83	W	81-64	(h)
				2/12/83	L	64-63	(a)
				12/11/82	W	75-63	(h)
				1/16/82	W	60-48	(a)
				11/23/81	W	87-52	(h)
				2/26/81	W	69-47	(n)
				1/9/81	W	59-41	(a)
				11/24/80	W	78-60	(h)
				2/21/80	W	84-77	(a)



# SERIES RESULTS

2/2/80	W	72-55	(h)
1/26/80	L	81-76	(n)
1/19/80	W	84-72	(a)
1/20/79	L	72-33	(a)
2/22/79	L	85-45	(n)
1/27/78	L	84-47	(h)
1/28/77	L	59-46	(a)
2/27/76	L	71-46	(n)
2/6/76	W	59-52	(n)

## Southern (1-0)

(H: 1-0)

11/29/10	W	85-36	(h)
----------	---	-------	-----

## Southern Illinois (2-0)

(H: 1-0; N: 1-0)

12/20/17	W	75-65	(n)
12/20/95	W	70-61	(h)

## SIU-Edwardsville (2-0)

(H: 1-0; A: 1-0)

2/7/10	W	85-60	(h)
2/4/09	W	83-72	(a)

## SMU (0-1)

(H: 0-1)

12/29/99	L	76-55	(h)
----------	---	-------	-----

## Southern Miss (1-1)

(A: 0-1; N: 1-0)

12/18/07	W	63-56	(n)
3/5/81+	L	80-75	(a)

+ AIAW Tournament

## Stephen F. Austin (1-1)

(H: 1-0; N: 0-1)

11/9/18	W	81-60	(h)
1/5/90	L	69-62	(n)

## Stetson (19-4)

(H: 9-1; A: 8-2; N: 2-1)

3/20/14^	L	70-63	(h)
3/7/91	W	98-77	(n)
2/20/91	W	77-63	(a)
1/12/91@	W	112-74	(h)
1/13/90	W	88-69	(a)
2/13/89	W	69-63	(h)
2/8/88	W	67-63	(a)
1/21/87	W	77-65	(h)
2/16/85	W	77-46	(h)
1/2/85	W	68-58	(a)
2/11/84	W	80-62	(a)
1/28/84	W	79-52	(h)
1/7/84	W	89-54	(a)
2/5/83	W	83-61	(h)
1/14/83	W	77-64	(a)
3/4/82	W	75-60	(n)
2/6/82	W	75-67	(h)
1/15/82	W	95-65	(a)
2/14/81	W	70-58	(h)
2/8/80	L	72-50	(a)
1978-79	L	60-44	(a)
1978-79	L	66-57	(n)

2/6/77	W	74-59	(h)
^ WNIIT			
@ NWSAC Tournament			

## Syracuse (20-10)

(H: 11-4; A: 8-5; N: 1-1)

3/8/19*	L	92-85	(n)
1/23/19	W	84-71	(a)
1/18/18	W	72-60	(h)
1/22/17	L	81-48	(a)
2/1/16	L	57-51	(h)
2/12/15	W	85-71	(a)
2/20/14	L	69-48	(h)
2/18/04	W	85-65	(a)
3/8/03#	W	77-64	(n)
1/25/03	L	62-59	(h)
1/8/03	W	85-68	(a)
1/16/02	W	75-71	(h)
2/24/01	L	62-61	(a)
2/26/00	W	66-64	(h)
12/8/98	W	68-52	(h)
2/7/98	W	58-56	(h)
1/6/98	L	87-75	(a)
2/22/97	W	64-53	(a)
2/17/96	W	84-60	(h)
1/20/96	L	69-60	(a)
2/18/95	W	67-65	(h)
1/18/95	W	65-54	(a)
2/20/94	L	58-41	(a)
1/19/94	W	59-62	(h)
2/3/93	W	60-40	(h)
1/17/93	W	65-53	(a)
2/23/92	W	79-66	(a)
1/21/92	W	74-52	(h)
12/27/90	W	68-53	(h)
12/30/88	L	78-62	(h)

# BIG EAST Tournament

## Tampa (5-1)

(H: 2-0; A: 2-1; N: 1-0)

2/10/84	W	73-64	(a)
12/17/83	W	82-57	(h)
12/18/82	W	77-68	(n)
1/30/82	W	81-33	(h)
1978-79	W	56-49	(a)
1/29/77	L	50-45	(a)

## Temple (3-1)

(H: 3-0; N: 1-1)

11/25/18	W	73-61	(h)
1/2/00	W	64-44	(h)
12/8/89	W	79-73	(n)
12/28/86	W	77-70	(h)
1/14/84	L	87-69	(n)

## Tennessee (0-2)

(H: 0-1; A: 0-1)

11/18/12	L	79-67	(h)
11/15/11	L	92-76	(a)

## UT Martin (0-1)

(N: 0-1)

12/15/82	L	85-81	(n)
----------	---	-------	-----



### Texas (1-2)

(H: 0-1; A: 0-1; N: 1-0)

12/29/09	L	76-65	(h)
12/9/01	W	57-55	(n)
2/17/86	L	112-43	(a)

### Texas A&M (2-0)

(H: 1-0; A: 1-0)

12/19/02	W	84-58	(h)
2/9/85	W	75-62	(a)

### TCU (1-0)

(H: 1-0)

11/21/04	W	68-57	(h)
----------	---	-------	-----

### UT Rio Grande Valley (1-0)

(H: 1-0)

11/11/11	W	83-37	(h)
----------	---	-------	-----

### Texas State (1-0)

(H: 1-0)

2/16/06	W	92-67	(h)
---------	---	-------	-----

### Texas Southern (3-0)

(H: 3-0)

12/18/92	W	98-41	(h)
12/31/91	W	85-48	(h)
12/14/90	W	73-65	(h)

### Texas Tech (1-2)

(H: 1-1; A: 0-1)

11/27/16	W	74-56	(h)
12/6/04	L	109-49	(a)
12/30/92	L	75-74	(h)

### Toledo (3-1)

(H: 2-1; A: 1-0)

12/28/03	W	68-57	(h)
12/15/90	L	59-58	(h)
1/9/89	W	66-52	(a)
12/31/83	W	88-77	(h)

### Tulane (1-3)

(H: 1-1; A: 0-2)

12/19/14	L	70-65	(a)
11/28/99	L	75-66	(h)
11/22/98	L	63-56	(a)
3/7/87	W	76-72	(h)

### Tulsa (1-0)

(H: 1-0)

11/29/14	W	69-57	(h)
----------	---	-------	-----

### UCLA (1-0)

(N: 1-0)

12/18/14	W	74-67	(n)
----------	---	-------	-----

### Upper Iowa (1-0)

(H: 1-0)

1/6/80	W	70-39	(h)
--------	---	-------	-----

### Valparaiso (1-0)

(H: 1-0)

12/18/93	W	77-59	(h)
----------	---	-------	-----

### Vanderbilt (2-1)

(H: 1-0; N: 1-1)

12/20/18	W	90-65	(n)
12/29/03	W	79-57	(h)
3/26/92!	L	77-67	(n)

! NCAA Tournament

### Vermont (1-0)

(H: 1-0)

11/12/17	W	73-49	(h)
----------	---	-------	-----

### Villanova (10-12)

(H: 4-4; A: 5-6; N: 1-2)

1/7/04	W	58-55	(a)
3/10/03#	L	65-59	(n)
2/1/03	L	61-55	(h)
3/3/02#	L	68-49	(n)
1/29/02	L	80-52	(a)
2/27/01	L	60-59	(h)
1/26/00	L	44-34	(a)
1/23/99	L	56-54	(a)
2/21/98	W	67-64	(h)
1/14/98	L	68-67	(a)
2/2/96	W	70-56	(h)
2/10/96	L	51-47	(a)
1/7/96	L	59-53	(h)
2/5/95	L	72-59	(h)
1/4/95	L	64-51	(a)
2/6/94	W	64-60	(a)
1/6/94	W	64-40	(h)
3/7/93#	W	67-49	(n)
2/20/93	W	57-52	(a)
1/21/93	W	64-53	(a)
3/1/92	W	84-67	(h)
1/26/92	W	75-50	(a)

# BIG EAST Tournament

### Virginia (10-9)

(H: 4-4; A: 5-5; N: 1-0)

2/3/19	W	72-59	(h)
2/18/18	W	77-62	(a)
2/9/17	W	63-52	(h)
1/3/16	L	76-56	(a)
3/5/15*	W	62-52	(n)
1/21/15	W	67-58	(h)
2/27/14	W	83-63	(a)
1/20/13	L	62-52	(a)
1/6/13	W	58-52	(h)
1/19/12	W	56-53	(a)
1/6/11	W	82-73	(a)
2/11/10	L	69-63	(h)
2/19/09	L	84-75	(a)
1/21/08	L	79-68	(h)
2/4/07	L	73-60	(a)
3/22/06^	L	83-72	(a)
1/22/06	L	77-68	(h)
2/10/05	W	66-60	(a)
12/28/87	L	78-69	(h)

\* ACC Tournament

^ WNIT

**VCU (1-0)**

**(H: 1-0)**  
12/29/11 W 91-61 (h)

**Virginia Tech (21-7)**

**(H: 11-2; A: 9-5; N: 1-0)**  
2/21/19 L 73-65 (a)  
1/3/19 W 68-61 (h)  
2/25/18 W 76-46 (h)  
1/28/18 W 82-78 (a)  
2/23/17 W 79-68 (a)  
1/11/17 W 82-75 (h)  
2/21/16 W 67-56 (OT) (h)  
1/28/16 W 57-45 (a)  
2/5/15 W 42-39 (h)  
1/11/15 W 62-45 (a)  
1/12/14 W 64-62 (a)  
3/7/13\* W 45-39 (n)  
3/3/13 W 64-46 (a)  
2/3/13 W 68-42 (h)  
1/23/12 W 79-48 (h)  
1/9/11 W 69-56 (a)  
1/24/10 L 73-69 (h)  
2/12/09 W 59-56 (a)  
2/11/08 L 81-73 (h)  
1/25/07 L 78-71 (a)  
1/29/06 W 77-62 (h)  
2/27/05 L 90-45 (a)  
2/6/05 W 78-67 (h)  
2/14/04 W 65-56 (a)  
1/28/03 W 67-66 (h)  
2/20/02 W 55-53 (h)  
2/5/02 L 72-60 (a)  
1/7/01 L 64-51 (a)

\* ACC Tournament

**Wake Forest (12-9)**

**(H: 5-3; A: 5-3; N: 2-3)**  
1/6/19 W 72-57 (a)  
3/1/18\* W 68-60 (n)  
1/7/18 L 61-50 (h)  
2/2/17 W 79-56 (a)  
1/14/16 W 71-60 (h)  
2/26/15 L 60-59 (a)  
2/23/14 W 72-64 (h)  
1/4/14 W 84-53 (a)  
1/24/13 W 79-78 (a)  
3/2/12\* L 81-74 (n)  
1/26/11 W 64-39 (h)  
2/21/11 W 74-46 (h)  
3/4/10\* L 66-65 (n)  
1/17/10 L 67-64 (a)  
2/1/09 L 78-69 (h)  
2/24/08 L 50-45 (a)  
2/8/07 W 77-51 (h)  
1/5/06 W 79-71 (a)  
1/9/05 L 78-63 (h)  
11/27/93 L 74-65 (n)  
1/8/83 W 81-65 (n)

\* ACC Tournament

**Washington (1-1)**

**(H: 0-1; N: 1-0)**  
3/20/15! W 86-80 (n)  
12/29/89 L 85-68 (h)  
! NCAA Tournament

**Weber State (1-0)**

**(N: 1-0)**  
11/28/03 W 82-60 (n)

**West Virginia (12-3)**

**(H: 8-0; A: 3-3; N: 1-0)**  
2/28/04 W 82-74 (h)  
2/15/03 L 100-84 (a)  
1/8/02 L 57-52 (a)  
12/4/01 W 69-53 (h)  
2/7/01 W 84-68 (h)  
2/15/00 W 77-55 (h)  
2/5/00 W 70-50 (a)  
2/27/99# W 86-69 (n)  
2/3/99 W 98-73 (h)  
2/24/98 W 90-69 (a)  
12/31/97 W 74-72 (h)  
1/22/97 L 75-70 (a)  
2/8/96 W 88-69 (a)  
1/25/96 W 77-58 (h)  
12/28/80 W 89-87 (h)

# BIG EAST Tournament

**Western Illinois (1-0)**

**(H: 1-0)**  
1/4/83 W 80-63 (h)

**Western Kentucky (2-4)**

**(H: 2-2; A: 0-2)**  
1/21/01 L 82-75 (h)  
1/11/00 L 75-68 (a)  
1/7/99 L 75-61 (h)  
3/20/93! L 78-63 (a)  
1/2/84 W 65-58 (h)  
1/1/81 W 76-65 (h)

! NCAA Tournament

**Western Michigan (2-0)**

**(H: 1-0; A: 1-0)**  
12/29/00 W 64-51 (h)  
11/23/90 W 94-72 (a)

**William & Mary (1-0)**

**(H: 1-0)**  
12/28/02 W 85-57 (h)

**Wisconsin (2-0)**

**(H: 2-0)**  
12/4/14 W 66-54 (h)  
12/29/12 W 67-44 (h)

**Wright State (1-0)**

**(H: 1-0)**  
11/13/16 W 80-67 (h)

**Yale (2-0)**

**(H: 2-0)**  
11/25/13 W 91-67 (h)  
12/28/01 W 75-46 (h)

# YEAR-BY-YEAR COACHING RECORDS

Season	Coach	Overall	Conference	Record	Finish	Home	Away	Neutral	Postseason
1972-73	Barry Schimer	2-6	FAIAW	N/A	5th*	1-1	1-3	0-2	—
1973-74	Barry Schimer	6-3	FAIAW	N/A	5th*	2-0	4-1	0-2	—
1974-75	Barry Schimer	8-6	FAIAW	N/A	2nd*	3-0	3-2	2-4	—
1975-76	Shula Feuer	7-13	FAIAW	N/A	5th*	3-4	2-4	2-5	—
1976-77	Shula Feuer	9-11	FAIAW	N/A	T-3rd*	8-3	1-6	0-2	—
1977-78	Isabella Hutchinson	8-8	FAIAW	N/A	5th*	3-2	3-3	2-3	—
1978-79	Lin Dunn	10-13	FAIAW	N/A	5th*	5-3	4-5	1-5	—
1979-80	Lin Dunn	18-16	FAIAW	N/A	T-3rd*	9-7	7-6	2-3	—
1980-81	Lin Dunn	24-15	FAIAW	N/A	1st*	17-6	4-7	3-2	AIWA First Round
1981-82	Lin Dunn	19-10	FAIAW	N/A	T-3rd*	11-3	5-4	3-3	AIWA First Round
1982-83	Lin Dunn	14-13	—	—	—	8-5	3-5	3-3	—
1983-84	Lin Dunn	19-12	—	—	—	11-3	6-5	2-4	—
1984-85	Lin Dunn	21-7	—	—	—	16-1	4-4	1-2	—
1985-86	Lin Dunn	9-18	—	—	—	6-7	1-8	2-3	—
1986-87	Lin Dunn	15-15	—	—	—	9-6	3-4	3-5	—
1987-88	Ken Patrick	14-13	—	—	—	7-6	5-7	3-0	—
1988-89	Ferne Labati	21-8	—	—	—	11-1	7-7	3-0	NCAA First Round
1989-90	Ferne Labati	25-6	—	—	—	13-1	8-1	4-4	WNIT First Round
1990-91	Ferne Labati	20-10	NSWAC	9-3	1st <sup>^</sup>	9-6	5-4	6-0	—
1991-92	Ferne Labati	30-2	BIG EAST	18-0	1st	17-0	11-1	2-1	NCAA Sweet 16
1992-93	Ferne Labati	24-7	BIG EAST	15-3	T-1st	13-3	9-4	2-0	NCAA Second Round
1993-94	Ferne Labati	10-17	BIG EAST	7-11	T-6th	7-5	2-8	1-4	—
1994-95	Ferne Labati	11-16	BIG EAST	8-10	6th	6-7	5-7	0-2	—
1995-96	Ferne Labati	14-13	BIG EAST	9-9	T-4th (T-1st BE 7)	10-6	4-6	0-1	—
1996-97	Ferne Labati	15-14	BIG EAST	8-10	T-6th (T-2nd BE 7)	8-5	5-8	2-1	—
1997-98	Ferne Labati	19-10	BIG EAST	13-5	3rd (2nd BE 7)	12-1	5-8	2-1	NCAA First Round
1998-99	Ferne Labati	15-14	BIG EAST	9-9	T-6th	10-4	4-10	1-0	WNIT First Round
1999-00	Ferne Labati	14-15	BIG EAST	7-9	T-6th	9-8	4-6	1-1	—
2000-01	Ferne Labati	13-15	BIG EAST	6-10	T-8th	11-6	2-8	0-1	—
2001-02	Ferne Labati	19-12	BIG EAST	10-6	5th	12-3	5-8	2-1	WNIT First Round
2002-03	Ferne Labati	18-13	BIG EAST	8-8	7th	11-4	5-7	2-2	NCAA First Round
2003-04	Ferne Labati	22-7	BIG EAST	11-5	T-4th	12-2	7-3	3-2	NCAA First Round
2004-05	Ferne Labati	13-16	ACC	4-10	9th	9-5	2-9	2-2	—
2005-06	Katie Meier	17-13	ACC	6-8	6th	13-5	4-6	0-2	WNIT Second Round
2006-07	Katie Meier	11-19	ACC	2-12	11th	9-6	2-13	0-0	—
2007-08	Katie Meier	9-21	ACC	2-12	T-10th	6-13	2-6	1-2	—
2008-09	Katie Meier	13-17	ACC	2-12	T-10th	9-9	4-7	0-1	—
2009-10	Katie Meier	22-14	ACC	4-10	T-10th	13-6	9-7	0-1	WNIT Finals
2010-11	Katie Meier	28-5	ACC	12-2	T-1st	20-0	6-3	2-2	NCAA Second Round
2011-12	Katie Meier	26-6	ACC	14-2	2nd	16-0	9-5	1-1	NCAA Second Round
2012-13	Katie Meier	21-11	ACC	11-7	T-4th	15-3	5-7	0-2	NCAA First Round
2013-14	Katie Meier	16-15	ACC	8-8	8th	10-9	6-5	0-1	WNIT First Round
2014-15	Katie Meier	20-13	ACC	8-8	8th	15-3	2-9	3-1	NCAA Second Round
2015-16	Katie Meier	24-9	ACC	10-6	T-5th	13-3	8-3	3-3	NCAA First Round
2016-17	Katie Meier	24-9	ACC	10-6	7th	14-2	7-5	3-2	NCAA Second Round
2017-18	Katie Meier	21-11	ACC	10-6	T-6th	13-5	5-4	2-3	NCAA First Round
2018-19	Katie Meier	25-9	ACC	12-4	4th	17-3	6-5	2-1	NCAA Second Round
47 Seasons		783-546 (115-113 ACC)		253-211 (207-78 at Watsco*)		482-191	221-264	79-92	22 Postseasons (15-23) (14 NCAAAs: 7-14, Six WNITs: 8-7, Two AIAWs: 0-2)

<sup>^</sup> Finish based off postseason conference tournament

\* Watsco Center record is from Jan. 15, 2003 to present except for a game on Dec. 1, 2006 played at the Knight Sports Complex

## COACHING AWARDS

Lin Dunn	1980-81 NSWAC Coach of the Year
Ferne Labati	1991-92 BIG EAST Coach of the Year
Ferne Labati	1991-92 Kodak/WBCA National Coach of the Year
Katie Meier	2010-11 ACC Coach of the Year
Katie Meier	2010-11 Russell Athletic/WBCA Region 2 Coach of the Year
Katie Meier	2010-11 Associated Press National Coach of the Year
Katie Meier	2013 USA Basketball National Coach of the Year

## ALL-TIME COACHING RECORDS (by wins)

Name	Year(s)	Season(s)	Record	Pct.
Ferne Labati	1988-05	17	303-195	.608
Katie Meier	2005-pres.	14	277-172	.617
Lin Dunn	1978-87	9	149-119	.556
Barry Schimer	1972-75	3	16-15	.516
Shula Feuer	1975-77	2	16-24	.400
Ken Patrick	1987-88	1	14-13	.519
Isabella Hutchinson	1977-78	1	8-8	.500

## PAST COACHES

### Barry Schimer

1972-75

Barry Schimer served as the first head coach of the Miami women's basketball team starting in 1972. Schimer coached the Hurricanes for three seasons (1972-1975), posting a 16-15 record with back-to-back winning seasons his last two years.

In his final season, Schimer led the Canes to a second-place finish in the FAIAW with a record of 8-6. Miami was a perfect 3-0 at home that season.

### Shula Feuer

1975-77

Shula Feuer took over the head coaching job at Miami prior to the 1975-76 season. In two years with the Canes, Feuer posted a 16-24 mark with a third-place finish in the FAIAW in 1976-77.

In 2018, Feuer was honored with the Women's Basketball Hall of Fame Trailblazer Award for her commitment to women's basketball. Feuer was recognized as one of the founding members of the Women's Basketball League, the predecessor to the Women's National Basketball Association (WNBA).

### Isabella Hutchinson

1977-78

Isabella Hutchinson could easily be called the founder of the University of Miami women's athletics program. She came to the University of Miami in 1965 with the mandate of beginning a women's intramural sports program. From that beginning, Hutchinson went on to coach numerous sports, including the Miami women's basketball team in 1977-78.

Outside of Miami, Hutchinson is well known in the cause of furthering women's athletics. She was President of the Florida Association of Women's Intercollegiate Athletics from 1977-79, Chairperson of many AIAW and NCAA committees from Swimming and Diving, tennis to awards and officiating.

Following her time at Miami, Hutchinson went on to serve as Associate Athletic Director for Women's Sports at Indiana University until her retirement from collegiate athletics in 2000.

### Lin Dunn

1978-87

Lin Dunn served as Head Coach of the Women's Basketball program from 1978-87, where she accumulated a 149-119 record with the Hurricanes.

During her nine seasons in Coral Gables, Lin

guided the Hurricanes to their first-ever ranking in the Associated Press Top 20 in 1985 and to its first Florida State Championship in 1981. She was the 1981 Florida Coach of the Year and served with the 1986 United States Women's Basketball Team in 1986.

Lin served as President of the Women's Basketball Coaches Association in 1984-85. Her first year saw UM finish 10-13 and place fifth in the state. The team rebounded largely in her second season posting an 18-16 record. Lin's impact became apparent in her third season with Miami (1980-81), as the Hurricanes forged a 24-15 record.

From there, the record-setting team made its first postseason appearance in the AIAW Region III Championship. Her 1981-82 squad followed up on its previous seasons' success with a 19-10 record, and another berth into the AIAW postseason tournament. Dunn's seventh season resulted in her top win percentage (.750) 21-7.

Dunn was inducted into the Women's Basketball Hall of Fame in 2014.

### Ken Patrick

1987-88

Ken Patrick was named the interim head coach for the 1987-88 season. Patrick served as an assistant coach during the prior year under Lin Dunn.

Under Patrick's direction, the Canes went 14-13 during the 1987-88 season.

### Ferne Labati

1988-05

Ferne Labati became the head coach of Women's basketball at the University of Miami in 1988. optimistic, she has built a career at UM second to none. She has the most wins of any UM Women's basketball coach and took her 2003-2004 team to the NCAA Tournament.

Highlighting her 15 seasons are nine berths in postseason play, six in the NCAA tournament and three in the Women's NIT. The Lady Canes won back-to-back BIG EAST regular season and tournament titles in 1992 and 1993, while finishing as high as No. 6 nationally. Her 1996 squad earned a share of the BIG EAST 7 division title. Labati herself was named WBCA/Converse Coach of the Year in 1992.

Labati's record at Miami stands at 290-179 (.618) while her overall record in 26 seasons as a head coach is 426-301 (.586). Though her success on the court is impressive, what she has accomplished off the court might serve as her legacy at the University of Miami: In her 15 previous seasons, 40 of the 41 student-athletes that completed their eligibility at Miami have graduated.

# HURRICANE LETTER WINNERS

## -A-

Anderson, Sandra	1978-79
Archer, Selina	2010-11
Armour, Merren	1988-92
Audibert, Amy	2003-07
Arsova, Vera	2001-03
Athanas, Marecion	1972-73

## -B-

Bailey, Shaneese	2016-18
Baker, Debbie	1976-77
<b>Banks, Endia</b>	<b>2017-pres.</b>
Barnes, Diane	2007-10
Barnhart, Beth	1995-99
Barnhart, Kathy	1974-75
Bell, Marci	1975-77
Bentoski, Pat	1979-80
Bjork, Sharon	1975-76
Blair, Briyana	2007-09
Blount, Gailyn	1972-75
Blue, Octavia	1994-98
Bodley, Martha	1998-02
Bolton, Wendy	1972-73
Bowers, Vicki	1988-92
Bowie, Pat	1978-79
Bowles, Joani	1983-85
Brant, Regina	1985-87
Broussard, Chanivia	2000-04
Brown, Maria	2010-14
Bullock, Chountelle	1986-89
Bullock, Sylvia	2008-12
Butler, Hope	1984-88

## -C-

Caffey, Chandra	1976-78
Capers, Jessica	2011-13
Castaneda, Jessie	1993-94
Castineira, Barbara	1976-80
Chiarelli, Ann	1972-73
Clark, Charmaine	2006-10
Clark, Dalia	1999-01
Clayton, Nanci	1985-90
Clement, Jeannine	1973-74
Collinson, Carly	1996-97
Colville, Julie	1985-86
Cornelius, Laura	2015-19
Cunningham, LaToya	2005-09
Curtis, Marianne	2004-06

## -D-

Davenport, Erykah	2014-18
DelPrincipe, Laura	1983-84
Dennis, Caprice	2012-14
Denson, Brittany	2005-07
Dhahabu, Imani	2003-05
Dourney, Sue	1972-73
Drake, LaToya	2007-09
Drury, Shannon	1996-99

## -E-

East, Sue	1973-75
Edwards, Melissa	1985-89
Erman, Lisa	1981-83
Eskinazi-Budge, Selena	2004-06
Eyer, Sherri	1988-92

## -F-

Farber, Sue	1975-76
Farley, Margaret	1989-90
Faulkner, Maureen	1993-96
Feicht, Julie	1988-89
Fistel, Naomi	1973-74
Foote, Wendy	1974-78
Fowler, Kathryn	1998-02
Fuentes, Ana	1978-79
Fulmore, Cordelia	1983-85

## -G-

Gardner, Stephanie	2010-11
Gatlin, Rikiah	2008-09
Geldof, Serena-Lynn	2016-18
Gering, Marjorie	1978-79
Grafentin, Debbie	1977-79
<b>Gray, Mykea</b>	<b>2017-pres.</b>
Graziani, Gina	1996-00
Greene, Nigia	2014-17
Grimsley, Albreay	2004-08

## -H-

Haight, Sue	1973-75
Hamilton, Sandra	1985-86
Harlow, Elaine	1986-90
Harmony, Robin	1980-84
Hartlaub, Alicia	1999-03
Harris, Carla	1990-93
Harris, Gwen	1980-84
Harris, Keyanna	2014-18
Hartman, Sue	1976-80
Harvey, Loretta	1980-84
Hayek, Katie	2002-06
Hayes, Keyona	2012-14; 2015-17
Hebert, Jeannie	1988-92
Henne, Jill	1993-97
Hester, Kathryn	2006-08
Hines, Saritta	1997-98
Hobgood, Tyler	2011-13
Hof, Emese	2015-19
Holland, Allison	1977-79
Holmes, Jacquelyn	1972-74
Hope, Kym	1995-99
Hotchkiss, Mandy	1976-77
Hunter, Dana	1979-83
<b>Huston, Jamir</b>	<b>2018-pres.</b>

## -I-

Iacoboni, Tessa	1995-98
-----------------	---------

# HURRICANE LETTER WINNERS

## -J-

Jackson, Deborah	1979-80
James, Lamese	2004-06; 2007-09
James, Sheila	1998-02
James, Tamara	2002-06
Johnson, Christi	1989-90
Johnson, Shenise	2008-12
Jones, Debbie	1972-74
Jones, JoJuana	2004-05
Jones, Lisa	1988-90
Jones, Shay	1992-93; 1994-96
Jordan, Jennifer	1994-96; 1997-99

## -K-

Knight, Melissa	2001-06
Kunczt, Belinda	1989-91

## -L-

Lavrinovich, Ann	1980-81
Lewman, Lori	1983-85
Lichtenwalner, Kristin	1981-85
Lusinski, Kim	1975-77

## -M-

Maggs, Marguerite	1978-79
Maik, Galia	1991-94
Mapp, Donna	1981-83
Marincic, Tatjana	2002-06
Marshall, Debbie	1980-85
<b>Marshall, Kelsey</b>	<b>2017-pres.</b>
Martin, Tania	1985-87
<b>Mason, Taylor</b>	<b>2017-pres.</b>
McCarthy, Carolyn	1981-83
McCormick, Yalonda	2001-05
McCray, Johonna	1980-81; 1982-83
McCrystal, Margaret	1976-79
McGarry, Ronnie	1990-94
McGraw, Toni	1987-88
McGuire, Suriya	2011-15
Melendez, Lisa	1991-92
Mendoza, Yasmin	1992-94
Metcalfe, Lauve	1972-73
Miller, Lynn	1972-73
Mitchell, Kathy	1978-79
Mitchell, Nickki	1992-94
Moore, Damisha	2007-09
Mortensen, Sarah	2016-19
Moss, Rochelle	1973-75
Motley, Adrienne	2013-17
Mounts, Lorraine	1978-79
Mulkewicz, Nancy	1973-74
Mullin, Annette	1987-88
Murray, McChelle	1994-98
Murray, Sheron	1993-96

## -N-

Nagel, Bobbi	1975-76
Nando, Dona	1997-01
Nelson, Lori	1979-81

## -O-

Oates, Rachel	1997-98
Östh, Camilla	1997-01
Olson, Christine	1992-96
Osei, Lee Anna	2009-10

## -P-

Papuga, Amanda	1999-02
Petithomme, Neydja	2016-18
Phanord, Fallon	2001-05
Pier, Juli	1980-81; 1982-85
Plowden, Vicki	1990-93
Poorman, Jill	1979-82
Poulin, Michelle	1974-75
Prather, Khaila	2014-19
Presswood, Shannon	2000-01

## -Q-

Quevedo, Laura	2014-15
----------------	---------

## -R-

Rayam, Linda	1974-75
Reid, Maurita	2006-08
Richardson, Dottie	1976-77; 1978-81
Rilinger, Holly	1992-93
Rivera, Maria	1984-88
Robinson, Heather	1994-95
Roos, Asa	1987-88
Roper, Nancy	1972-73
Rosales, Bianca	1997-98
Rubin, Barb	1974-77
Ruddell, Colleen	1984-88

## -S-

Saake, Meghan	1999-03
Sadler, Eboni	2006-07
Sanderson, Anita	1973-74
Sands, Kim	1974-75
Santiago, Lynda	1974-76
Saunders, Krystal	2010-14
Savage, Frances	1988-92
Schmid, Kate	1994-95
Schwiter, Tara	2013-14
Segall, Nancy	1976-78
Serra, Sue	1975-76
Shaw, Hannah	2009-10
Simcox, Tina	1975-76
Slover, Melinda	1973-74
Smiley, Toni	1984-88
Smith, Iris	1984-86
Smith, Ruth	1987-88
Smith, Tracey	1977-78
Sos, Marcella	1974-75
Sours, Ashley	2008-09
Sterling, Necole	2013-15
Stroman, Morgan	2009-13
Surowich, Liz	1976-77

## HURRICANE LETTER WINNERS

### -T-

Taft, Laurie	1972-75
Tantillo, Mary	1990-93
Taylor, Joyce	1979-82
Taylor, Renee	2005-07
Thomas, Desma	1992-94; 1995-97
Thomas, Jessica	2013-17
Thomas, Sue	1973-76
Thomasson, Erin	1985-87
Toomer, Tarla	1994-97
Trachten, Roberta	1977-78
Trifiro, Michelle	1974-76

### -V-

Vasciunaite, Vitalija	2007-2009
-----------------------	-----------

### -W-

Wade, Chris	1986-87
Wade, Linda	1983-84
Wagner, Nina	1991-95
Watson, Veronica	1992-94
Wells, Sandra	1979-80
Werb, Sue	1984-85
Whigham, Yolanda	2001-02
White, Betsy	1978-80
White, Christal	1998-00
Wilkins, Shaquana	2000-04
Wiley, Jean	1982-83
Williams, Carla	2006-08
Williams, Jassany	2013-15
Williams, Riquna	2008-12
Williams, Robin	1985-87
Williams, Shanel	2009-12
Williams, Zada	2015-17
Wilson, Della	1990-93
Wilson, Hutashi	2000-04
Wilson, Shawnice	2011-13
Wilson, Sylvia	1979-82
Wimes, Cassandra	1994-96; 1997-99
Wood, Tanya	1988-90
Woods, Michelle	2011-13; 2014-16
Woodson, Epiphany	2007-09
Wygol, Wynn	1972-73

### -Y-

Yderstrom, Stefanie	2009-13
Young, Cami	1992-94
Young, Tanya	1991-95

### -Z-

Zaltz, Rinat	1994-95
--------------	---------



# UM SPORTS HOF, ACC LEGENDS & PRO CANES

## UNIVERSITY OF MIAMI SPORTS HALL OF FAMERS

### PLAYERS

Name	Played	Inducted
Robin Harmony	1980-84	1997
Maria Rivera	1984-88	1998
Frances Savage	1988-92	2002
Jeannie Hebert	1988-92	2003
Vicki Plowden	1990-93	2007
Octavia Blue	1994-98	2008
Desma Thomas	1992-94; 1995-97	2012
Kym Hope	1995-99	2015
Tamara James	2002-06	2016
Chanivia Broussard	2000-04	2018

### COACHES

Name	Coached	Inducted
Lin Dunn	1978-87	1995
Ferne Labati	1988-2005	2004
Katie Meier	2005-pres.	2017

## ACC WOMEN'S BASKETBALL LEGENDS

### PLAYERS

Name	Played	Honored
Frances Savage	1988-92	2005
Vicki Plowden	1990-93	2006
Jeannie Hebert	1988-92	2007
Octavia Blue	1994-98	2008
Kym Hope	1995-99	2009
Meghan Saake	1999-03	2010
Chanivia Broussard	2000-04	2011
Tamara James	2002-06	2012
Robin Harmony	1980-84	2013
Sylvia Wilson	1979-82	2016

### PLAYERS

Name	Coached	Honored
Lin Dunn	1978-87	2014
Ferne Labati	1988-2005	2015
Katie Meier <sup>^</sup>	2005-pres.	2006

<sup>^</sup> - Honored by Duke as a former player  
No ACC Legends were named in 2017 or 2018

## PROFESSIONAL PLAYERS

### KATIE MEIER ERA (24)

Name	Played
Diane Barnes	2007-10
Maria Brown	2010-14
Charmaine Clark	2006-10
Laura Cornelius	2015-19
LaToya Drake	2007-09
Serena-Lynn Geldof	2016-18

Keyona Hayes	2012-14; 2015-17
Emese Hof	2015-19
Tamara James	2002-06
Shenise Johnson	2008-12
Suriya McGuire	2011-15
Adrienne Motley	2013-17
Laura Quevedo	2014-15
Maurita Reid	2006-08
Hannah Shaw	2009-10
Necole Sterling	2013-15
Morgan Stroman	2009-13
Renee Taylor	2005-07
Jessica Thomas	2013-17
Carla Williams	2006-08
Jassany Williams	2013-15
Riquana Williams	2008-12
Shawnice Wilson	2011-13
Stefanie Yderstrom	2009-13

### PRE-MEIER ERA (13)

Name	Played
Octavia Blue	1994-98
Martha Bodley	1998-02
Wendy Foote*	1974-78
Robin Harmony	1980-84
Kym Hope	1995-99
Galia Maik	1991-94
McChelle Murray	1994-98
Vicki Plowden*	1990-93
Dottie Richardson	1976-77; 1978-81
Maria Rivera	1984-88
Frances Savage	1988-92
Desma Thomas	1992-94; 1995-97
Shaquana Wilkins	2000-04

\* - Played in the United States prior to the WNBA era

## WNBA HISTORY

### DRAFTED (5)

Name	Rd.	Pick	Team	Active
Octavia Blue	2	15	Sparks	1998; 2003-04
Tamara James	1	8	Mystics	2006-07
Shenise Johnson	1	5	Silver Stars	2012-pres.
Adrienne Motley	3	32	Fever	—
Riquana Williams	2	17	Shock	2012-15; 2017-pres.

### UNDRAFTED (6)

Name	Team	Active
Martha Bodley	Sol	—
Keyona Hayes	Lynx	—
Kym Hope	Starzz	2000
Desma Thomas	Mercury	—
Jessica Thomas	Stars	—
Shawnice Wilson	Lynx	—



## RETIRED/HONORED JERSEYS

### #2 TAMARA JAMES (2002-06)

**2003 Kodak/WBCA & AP Honorable Mention All-American**  
**2003 Second Team All-BIG EAST**  
**2003 BIG EAST All-Tournament Team**  
**2004 Full Court Press Honorable Mention All-American**  
**2004 First Team All-BIG EAST**  
**2005 Kodak/WBCA & AP Honorable Mention All-American**  
**2005 First Team All-ACC**  
**2005 ACC All-Tournament Second Team**  
**2006 WBNS Second Team All-American**  
**2006 Full Court Press Third Team All-American**  
**2006 First Team All-ACC**  
**University of Miami Sports Hall of Fame**  
**ACC Women's Basketball Legend**  
**Three-time conference scoring champion**  
**Miami's all-time leading scorer**  
**Seventh in rebounding and steals at Miami**



From day one at the University of Miami, Tamara James made her mark as one of the top basketball players in program history. One of the country's most prolific players in her four collegiate seasons, James averaged 20.4 points per game and finished her career as Miami's all-time leading scorer with 2,406 points.

A standout guard at South Broward High School, James was ranked No. 14 in the nation by All-Star Girls Report in her senior season, during which she averaged 21.0 points and 11.0 rebounds per game. She was named the Florida State Player of the Year in 2002.

James was a McDonald's All-American, Fourth Team Parade All-American and Nike All-American in high school before choosing to attend the University of Miami, where she helped turn the program into one of the nation's best. She recorded one of the best freshman seasons in UM history, becoming the first freshman to lead the BIG EAST in scoring, with an average of 21.0 points per game. This total ranked her No. 12 nationally and was fourth-best in Miami history at the time. She scored double figures in 30 of 31 games played in the 2002-03 season.

Selected to the All-BIG EAST Preseason First Team, James' sophomore season continued in much the same fashion. She became the 17th Hurricane to reach 1,000 points, finishing the season ranked No. 14 in program history with 1,114. She scored a career-high 37 points in a win against Eastern Kentucky, and 22 points in 25 minutes in a win against Seton Hall. She earned All-BIG EAST First Team honors and was named BIG EAST Player of the Week twice on the season.

With Miami's move to the ACC in time for the 2004-2005 season, James became the second player in NCAA history to lead two major conferences in scoring. She led the Hurricanes in nearly every statistical category during her junior season, including field goals made (242), 3-point percentage (.328), rebounding (6.9 rpg) and minutes played (36.1 mpg), helping the Hurricanes to an NCAA Tournament berth.

In her senior season, James led the ACC in scoring with an average of 21.5 points per game and helped earn Miami a place in the 2006 WNIT. She passed UM Hall of Famer Maria Rivera's all-time scoring record when she netted 32 points against FIU. During James' career, the Hurricanes posted a 70-47 record.

James not only left UM with the most points in program history, but also as the leader in free throws made and free throws attempted, in addition to ranking in the top three all-time in nine different categories. She was the first-round draft pick of the WNBA's Washington Mystics in 2006 and has since played overseas for teams in Israel, Turkey and Spain. She was chosen as a member of the ACC Women's Basketball Legends Class of 2012.

## RETIRED/HONORED JERSEYS

### #10 OCTAVIA BLUE (1994-98)

**1995 BIG EAST All-Freshman Team**  
**1996 Second Team All-BIG EAST**  
**1997 Second Team All-BIG EAST**  
**1998 WBNS Third Team All-American**  
**1998 Kodak/WBCA Honorable Mention All-American**  
**1998 First Team All-BIG EAST**  
**University of Miami Sports Hall of Fame**  
**ACC Women's Basketball Legend**  
**Miami's single-season 3-point percentage leader**  
**Eighth in scoring at Miami**



The first player in University of Miami program history to be drafted by a WNBA team, Octavia Blue had an illustrious career as a Hurricane. She ended her tenure at UM ranking in the top six of numerous career statistical categories, including fourth in scoring with 1,724 points, a number that still ranks eighth all-time.

A native of Deerfield Beach, Fla., Blue matriculated to Miami after a stellar prep career at nearby Nova High School, where she was a two-time team captain. She averaged double figures all four seasons, including posting 28.2 points and 15.0 rebounds per game during a dominant senior season. That year, she received first team all-state and player of the year recognition from both the Miami Herald and the Sun Sentinel. Both papers named Blue, who notched 46 points in one high school game, second team all-state after a junior season in which she logged 26.4 points and 13.0 rebounds per game.

Blue made an impact right away at Miami, leading the Hurricanes in scoring (14.5 ppg), rebounding (7.2 rpg), minutes (29.8 mpg) and blocks (20) during her freshman campaign in 1994-95. In the first game of her career, Blue notched 24 points and nine rebounds against Fairfield. She followed that with a 28-point outing versus Florida Atlantic in her second-career contest. Following the season, Blue was selected to the BIG EAST All-Freshman Team.

In 1995-96, as a sophomore, Blue garnered the first of three straight All-BIG EAST honors. Starting all 27 contests, Blue scored in double figures 24 times and led Miami in scoring (16.0 ppg) for the second straight year. She also tallied a team-best five double-doubles and paced UM in field goal percentage (.488). Blue earned the first of four career BIG EAST Player of the Week honors during a season in which Miami tied for first in the BIG EAST 7 Division.

Blue was named a Third Team All-BIG EAST selection for the second season in a row as a junior in 1996-97. The skilled forward posted 13.4 points and 5.6 rebounds per contest and totaled a career-best 37 steals during the campaign.

Saving her best for last, Blue was dominant during her senior season in 1997-98. She became the second player in program history to garner first, second or third team All-America honors, earning WBNS Third Team All-America status. A Second Team All-BIG EAST pick and a Kodak/WBCA Honorable Mention All-American, Blue led Miami in scoring for the third time (19.2 ppg) and helped the Hurricanes to their fourth NCAA Tournament appearance. Her 40 points and 16 made field goals against Florida Atlantic were then the third-highest single-game marks by a UM player and it still stands tied for fourth. After attempting just three 3-pointers in her first three seasons, Blue posted the best single-season mark in program history (.453) in her last year.

Blue started 107 of 112 games during her career and three of contests she did not start were games she missed with an ankle injury as a freshman. Entering 2017-18, she has still has six career records in the top 10 on Miami's all-time list. In 2008, Blue was both inducted into the UM Sports Hall of Fame and tabbed as an ACC Women's Basketball Legend.

## RETIRED/HONORED JERSEYS

### #11 MARIA RIVERA (1984-88)

**1984 WBBY Freshman All-American**  
**1988 Kodak/WBCA Honorable Mention All-American**  
**University of Miami Sports Hall of Fame**  
**Miami's all-time leader in field goals made**  
**Second in scoring and steals, sixth in assists at Miami**  
**Only Hurricane to score 40-plus points in a game multiple times**

As one of the most electric scorers ever to step on the court and play at the University of Miami, Maria Rivera left her mark as a four-year standout with the Hurricanes. During her playing career from 1984-88, Rivera reached a level never before achieved at Miami and departed as the Hurricanes' record holder in several categories, including career points with 2,358.

Rivera came to Miami by way of Canovana, Puerto Rico, where, at just the age of 14, she was named the 1978 Player of the Year by the Puerto Rican Olympic Committee before going on to star on the Puerto Rican 1979 and 1983 Pan American Teams.

From day one she showed an unprecedented desire to achieve at UM. Speaking only Spanish, Rivera borrowed \$2,000 dollars from a bank to enroll in an intense fast-paced English program to pass an English equivalency exam required to enroll at Miami, and just three months later she was on campus and playing for the Hurricanes.

Rivera averaged 18.7 points and 5.3 assists, leading the Hurricanes in scoring in 13-of-28 games in 1984-85, her first season at Miami. That season she showed what lay ahead on several occasions, including a school-record-setting performance against Lamar during which she hit 10-of-11 shots from the field and a 33-point outing against Florida. Following the conclusion of the regular season, she was named to the *Women's Basketball Yearbook* Freshman All-America Team.

The following season she stepped up her game, averaging 21.4 points, 4.4 rebounds and 3.3 assists. Her 21.4 points per game was the second-highest single-season average in UM history and her 579 points was the third-highest ever at Miami.

Rivera's junior season was highlighted by yet another impressive scoring output, averaging 20.9 points, which ranked third all-time at UM just behind her previous season's mark. That year was full of memorable achievements, including a then-career-high 38-point game in UM's opener against Monmouth, but none were more exciting than when she surpassed former Hurricane Sylvia Wilson to become Miami's all-time leading scorer.

In her senior campaign at Miami, Rivera turned in another memorable season. Needing 29 points to break former men's basketball legend Rick Barry's UM basketball record of 2,298 points, Rivera scored 30 points in the first half of a Feb. 25 contest with UCF en route to a then-school-record 41 points to become Miami's all-time leading scorer in both men's and women's basketball.

Upon finishing her career with the Hurricanes, Rivera left as the school record-holder in 16 separate categories—including points (2,358), scoring average (21.1 ppg), steals (382) and field goals made (891) and attempted (1,931) to firmly ensure her place as one of the greatest basketball players to ever play at Miami.



## RETIRED/HONORED JERSEYS

### #24 FRANCES SAVAGE (1988-92)

**1990 WNIT All-Tournament Team**  
**1991 AP Second Team All-American**  
**1991 Kodak/WBCA Honorable Mention All-American**  
**1992 Sports Illustrated Player of the Year**  
**1992 Kodak/WBCA First Team All-American**  
**1992 BIG EAST Player of the Year**  
**1992 BIG EAST Tournament MVP**  
**1992 First Team All-BIG EAST**  
**1992 BIG EAST Most Improved Player**  
**University of Miami Sports Hall of Fame**  
**ACC Women's Basketball Legend**  
**Iron Arrow Society**  
**Third in rebounding, fourth in scoring at Miami**



Frances Savage is one of the best players to ever don a uniform at the University of Miami. During her four-year career from 1988-91 Savage etched her name throughout the UM record books. She left as the school's second all-time leading scorer with 2,184 points and still ranks first all-time with a career 23.2 scoring average—despite missing all but two games of the 1990-91 season.

The 12th child of a household of 13 children, the Fort Lauderdale, Fla., native averaged greater than 30 points per game during her senior season at Sunrise Piper High School and was named the Miami Herald's Broward Player of the Year in 1985 and 1987.

After drawing All-America honors as a high school standout, Savage chose to attend the University of Miami, but was forced to sit out her freshman season in 1987 while fulfilling academic requirements. Once her opportunity arose in 1988, Savage burst onto the scene, scoring 32 points in her collegiate debut versus Southwest Missouri State—the most points scored by a Miami player in her opening game. She would go on to start and score double figures in all 29 games of the 1988 season, averaging 22.4 points and 9.2 rebounds per game.

As a preseason All-America candidate, Savage's junior season picked up where the 1988 season left off, scoring double figures in all 31 games that season while leading the team in scoring (23.6 ppg), rebounding (9.5 rpg), steals (71), free throw percentage (.786) and field goal percentage (.540). In 1990, Savage opened her senior season with back-to-back 30-point outings, but was lost for the year with a torn ACL suffered in just the second game of the season.

Granted a fifth year of eligibility, in 1991, Savage returned to score 31 points in her first start against in-state rival Florida. She tied the then-school record with 41 points in Miami's win over Providence during the course of the Hurricanes' 30-game win streak.

Averaging 23.3 points and 10.6 rebounds per game, Savage helped lead the Hurricanes to the BIG EAST Championship title in only their first season in the conference and was named both the BIG EAST and Sports Illustrated Player of the Year, in addition to garnering Kodak/WBCA All-America honors.

At the end of her illustrious career, Savage ranked No. 10 in Division I history in scoring average (minimum 1,500 points) and her 23.2 mark stands at No. 20 all-time entering 2016-17.

Savage left Miami as one of the most decorated athletes in school history, holding nine Hurricane records, as well as finishing as the school's second all-time leading scorer. She has since been inducted into the UM Sports Hall of Fame and to UM's Iron Arrow Society—the highest honor bestowed on an individual by the university. Savage was Miami's inaugural ACC Women's Basketball Legend, earning the distinction in 2005.





# HURRICANES BASKETBALL

## 2019-20 SCHEDULE

**NOVA SOUTHEASTERN**  
**OCTOBER 29**  
EXHIBITION

**JACKSON STATE**  
**NOVEMBER 10**

**NORTH FLORIDA**  
**NOVEMBER 13**

**IUPUI**  
**NOVEMBER 17**

**VS. NORTH CAROLINA A&T**  
**NOVEMBER 22**  
MAGGIE DIXON CLASSIC (CHICAGO, ILL.)

**VS. DEPAUL/ARKANSAS ST**  
**NOVEMBER 23**  
MAGGIE DIXON CLASSIC (CHICAGO, ILL.)

**OREGON STATE**  
**NOVEMBER 29**  
MIAMI THANKSGIVING CLASSIC

**MIAMI (OH)**  
**NOVEMBER 30**  
MIAMI THANKSGIVING CLASSIC

**INDIANA**  
**DECEMBER 4**  
ACC/BIG TEN CHALLENGE

**BINGHAMTON**  
**DECEMBER 17**

**UNC ASHEVILLE**  
**DECEMBER 20**  
MIAMI HOLIDAY CLASSIC

**WASHINGTON STATE**  
**DECEMBER 21**  
MIAMI HOLIDAY CLASSIC

**WAKE FOREST\***  
**DECEMBER 29**

**AT GEORGIA TECH\***  
**JANUARY 2**

**FLORIDA STATE\***  
**JANUARY 5**

**LOUISVILLE\***  
**JANUARY 9**

**SYRACUSE\***  
**JANUARY 12**

**AT NORTH CAROLINA\***  
**JANUARY 16**

**AT NOTRE DAME\***  
**JANUARY 19**

**CLEMSON\***  
**JANUARY 23**

**AT FLORIDA STATE\***  
**JANUARY 26**

**GEORGIA TECH\***  
**JANUARY 30**

**AT VIRGINIA TECH\***  
**FEBRUARY 2**

**DUKE\***  
**FEBRUARY 9**

**AT VIRGINIA\***  
**FEBRUARY 13**

**AT CLEMSON\***  
**FEBRUARY 16**

**NC STATE\***  
**FEBRUARY 20**

**AT BOSTON COLLEGE\***  
**FEBRUARY 23**

**AT WAKE FOREST\***  
**FEBRUARY 27**

**PITTSBURGH\***  
**MARCH 1**

**ACC TOURNAMENT**  
**MARCH 4-8**  
GREENSBORO, N.C.



**WOMEN'S BASKETBALL**