



CONTACT: Amy Woodruff, Associate Communications Director  
 O: (305) 284-3241 | C: (813) 410-1194  
 A.Woodruff@miami.edu | @CanesHoops

**2013-14 SCHEDULE**

DATE	OPPONENT	TV	TIME/SCORE
Oct. 30	Florida Tech (exh.)		W, 84-55
Nov. 8	St. Francis Brooklyn	E3	L OT, 66-62
Nov. 11	Georgia Southern	E3	W, OT, 81-80
Nov. 14	Texas Southern	E3	W, 84-69
Nov. 18	at College of Charleston &	CSS	W, 70-54
Nov. 21	UCF	E3	L, 63-58
<b>DIRECTV Wooden Legacy (Anaheim, Calif.)</b>			
Nov. 28	vs. RV George Washington	ESPNU/E3	2 p.m.
Nov. 29	vs. Marquette/Cal State Fullerton	ESPN/2/3	3:30/6
Dec. 1	vs. TBA	TBA	TBA
Dec. 4	at Nebraska!	ESPNU	9:30 p.m.
Dec. 8	Virginia Tech*	ESPNU	12:30 p.m.
Dec. 19	at Savannah State	CSS	7 p.m.
Dec. 22	La Salle	ESPN3	3 p.m.
Dec. 30	Loyola (MD)	ESPN3	7 p.m.
Jan. 4	at Syracuse*	ACCN	2 p.m.
Jan. 8	at North Carolina*	ESPN2	9 p.m.
Jan. 15	Florida State*	ACCN	9 p.m.
Jan. 18	at Georgia Tech*	RSN	2 p.m.
Jan. 22	Duke*	ESPN2	7:30 p.m.
Jan. 25	Syracuse*	CBS	1 p.m.
Jan. 29	at Maryland*	ACCN	9 p.m.
Feb. 1	Norfolk State	ESPN3	4 p.m.
Feb. 5	Pittsburgh*	RSN	7 p.m.
Feb. 8	NC State*	RSN	2 p.m.
Feb. 10	at Florida State*	ESPNU	9 p.m.
Feb. 15	at Virginia Tech*	RSN	6 p.m.
Feb. 19	Notre Dame*	RSN	9 p.m.
Feb. 22	Boston College*	ACCN	12 p.m.
Feb. 26	at Virginia*	RSN	7 p.m.
March 1	at NC State*	ACCN	12 p.m.
March 4	at Clemson*	ACCN	8 p.m.
March 8	Wake Forest*	RSN	2 p.m.
March 12	ACC Tournament		

All home games are played at the BankUnited Center  
 Game times are ET and subject to change  
 \* ACC game ! Big Ten/ACC Challenge  
 & First game of Wooden Legacy, Anaheim Calif.  
 ACCN - ACC Network RSN - Regional Sports Network  
 All conference games on an ESPN network will also be available on WatchESPN.  
 All conference games carried on ACCN or RSN will also be available on ESPN3.  
 All games can be heard on WQAM 560 and Canes All Access on HurricaneSports.com

**SOCIAL MEDIA**

**Website:** HurricaneSports.com  
**Twitter, Instagram:** @CanesHoops  
**Facebook:** /MiamiBasketball

**MIAMI MEDIA GUIDE**

Miami is not printing media guides again this season.



**MIAMI**

HURRICANES (3-2)

**NATIONAL RANKING**

--/--

**LAST TIME OUT**

L, 63-58 vs. UCF

**STATISTICAL LEADERS**

**Points per Game**  
 Rion Brown, 13.0  
 Donnavan Kirk, 12.8  
**Rebounds per Game**  
 Donnavan Kirk, 7.4  
**Assists per Game**  
 Rion Brown, 3.4

**HEAD COACH**

**Jim Larrañaga**  
**Overall:** 522-356 (30th)  
**At UM:** 52-22 (3rd)

**GEORGE WASHINGTON**

COLONIALS (4-0)

**NATIONAL RANKING**

RV/--

**LAST TIME OUT**

W, 94-50 vs. Delaware State

**STATISTICAL LEADERS**

**Points per Game**  
 Maurice Creek, 17.3  
 Isaiah Armwood, 15.5  
**Rebounds per Game**  
 Isaiah Armwood, 8.5  
**Assists per Game**  
 Joe McDonald, 3.8

**HEAD COACH**

**Mike Lonergan**  
**Overall:** 404-194  
**At GWU:** 27-38 (3rd)

**SETTING THE SCENE**

**Nov. 28, 2013 | 11 a.m. PDT (2 p.m. ET)**  
**Titan Gym | Cal State Fullerton | Fullerton, Calif.**  
**TV:** ESPNU  
**Radio:** 560 WQAM | Sirius 108 | XM 190  
**Web:** ESPN3 | WQAM.com

**Series:** Miami trails 2-0  
**Last Meeting:** Dec. 29, 1991  
 GWU won, 78-64

After leading Miami to the 2013 NCAA Sweet 16 and winning the school's first ACC regular season and tournament championships, **Jim Larrañaga** was honored as the AP, Naismith, USBWA Henry Iba and ACC Coach of the Year. The Bronx, N.Y., native helped Miami to a No. 2 national ranking by both the AP and USA TODAY, and a No. 2 seed in the NCAA Tournament. He is the 10th coach in the last 10 years to lead two top-10 programs.



**THE TOURNAMENT**

Miami travels to Orange County, Calif., to play in the DIRECTV Wooden Legacy Nov. 28 & 29 and Dec. 1. The Canes open the tournament against George Washington at 11 a.m. PDT (2 p.m. ET) on Nov. 28 at Titan Gym on the campus of Cal State Fullerton.

**THE SERIES**

Miami is 0-2 in the all time series against George Washington, which dates back to the 1970-71 season. The Canes are 0-0 against the Colonials at home, 0-1 at neutral sites and 0-1 on the road. George Washington has defeated Miami 83-81 in Washington D.C. on Feb. 11, 1971 and more recently defeated the Canes 78-64 on Dec. 29, 1991 at the Palm Beach Classic.

**THE BROADCASTS**

Catch the game on ESPNU with Roxy Bernstein and Miles Simon making the call. Also check out the game on 560 WQAM Radio with Kevin Rogers.

**THE COACH**

Head coach Jim Larrañaga has a 522-356 overall record in his 30th season as a head coach. He is 52-22 in his third season at the University of Miami.

**THE WEATHER**

Projected temperatures on game day: Coral Gables - 73/67. Washington, D.C. - 38/26.

**UP NEXT**

UM will face either Marquette or Cal State Fullerton on Nov. 29 at 3:30 or 6 p.m. in the second round of the Wooden Legacy in Anaheim, Calif.

## 2013-14 ROSTER

#	Name	Pos.	Ht.	Wt.	Yr.	Hometown   Previous School (s)
2	Corn Elder	G	5-10	173	Fr.	Nashville, Tenn.   Ensworth HS On football scholarship at UM ... Has seven tackles for the Canes football team ... Named football and basketball PoY by <i>The Tennessean</i> .
3	Steve Sorenson	G	6-0	161	So.	Dallas, Texas   St. Mark's School of Texas Walk on who played in eight games as a freshman ... First (and only) career point was a free throw against Duke on Jan. 23, 2013.
4	Raphael Akpejori	F	6-9	241	Sr.	Lagos, Nigeria   Sunrise Christian Academy (Kan.) Two total blocks in his last two outings ... Career .43 bpg is highest of all returners ... Engineering major.
5	Davon Reed	G	6-6	208	Fr.	Ewing, N.J.   Princeton Day School (N.J.) Seven 3-pointers and 10 rebounds in last three outings ... Career high 17 points vs. UCF ... 9 assists in last four games.
11	Mike Fernandez	G	6-1	189	Fr.	Coral Gables, Fla.   Belen Jesuit Walk on raised in Coral Gables, Fla. ... H.M. All-Dade County ... Hit 40 percent of field goals senior season.
12	Justin Heller	G	6-2	177	Sr.	Boca Raton, Fla.   West Boca Raton Community Walk on who has played in 16 career games ... Scored first career points against Charlotte Dec. 14, 2012.
15	Rion Brown	G	6-6	211	Sr.	Hinesville, Ga.   Liberty County Double-digit points in all 5 games ... 7.2 rpg second on the team ... Missed a triple-double by one assist against TSU with 13p, 11r, 9a.
20	Manu Lecomte	G	5-11	159	Fr.	Brussels, Belgium   Athene des Pagodes 11 assists in last three outings ... 13-14 from FT line ... Played for Belgium's 2nd Division Dexia Mons-Hainaut, 12.4 ppg & 3.2 apg.
21	Erik Swoope	F	6-5	220	Sr.	Lake Elsinore, Calif.   Harvard-Westlake Tallied six points, three rebounds and an assist against GSU ... 84 career games played ... Max bench press is 365 pounds.
22	Donnavan Kirk	F	6-9	228	Gr.	Pontiac, Mich.   DePaul   Detroit Country Day HS Back-to-back double-doubles in first two games ... 9 points, 9 rebounds at Cof C ... Returned to Miami after two years at DePaul.
23	Tonye Jekiri	C	7-0	235	So.	Hialeah, Fla.   Champagnat Catholic School   Nigeria Two games of 6 points ... Upped mpg from 6.9 in 2012-13 to 15.4 this year, despite foul trouble ... Native of Nigeria.
25	Garrus Adams	G	6-6	200	Gr.	Apex, N.C.   Middle Creek Career high 20 points vs. UCF with 2 steals and 8 rebounds ... Notched 9 assists in first four games ... 11 steals in first three outings.
35	James Kelly	F	6-7	246	Jr.	Ann Arbor, Mich.   Owens CC   Pioneer HS Second on team with 6 3-pointers, is 6-10 from distance ... Two-straight career games with 17 points vs. TSU, then 18 points at CofC.

## REDSHIRTS (\*will sit out 2013-14 season and have two years of eligibility remaining)

1	Deandre Burnett	G	6-2	191	Fr.	Miami, Fla.   Carol City HS Sustained left wrist injury, will redshirt rookie season ... 2012 Parade All-American ... Avg. 37 ppg as a senior, third in the nation.
10	Sheldon McClellan*	G	6-5	206	Jr.	Houston, Texas   Texas   Bellaire Played 68 games, starting 24 at Texas ... In two seasons averaged 12.4 ppg, 3.6 rpg, 0.7 apg.
13	Angel Rodriguez*	G	5-11	181	Jr.	Cupey, P.R.   Kansas State   Miami Krop HS NABC All-District, All-Big 12, Big 12 All-Defensive Team ... Big 12 Co-Champions ... Played 65 career games, averaging 9.8 ppg, 4.2 apg.

## LARRAÑAGA BY THE NUMBERS

1 - Coach Jim Larrañaga is one of four ACC coaches with a Final Four appearance to his credit.

4 - In 2006, Coach Jim Larrañaga became the first coach at a mid-major school to take his team to the NCAA Final Four in 27 years.

7 - Larrañaga is no stranger to the ACC. In his seven seasons as an assistant coach at Virginia, the Cavaliers participated in the NCAA Final Four in 1981 and 1984, won three ACC Championships and finished in the Top 5 of the AP rankings.

14 - Larrañaga has made 14 postseason appearances in the past 23 years, including six NCAA tournaments.

30 - Larrañaga is in his 30th year as a head coach and has successfully transitioned three institutions into successful programs: Miami, Bowling Green and George Mason.

## LARRAÑAGA - WHY MIAMI?

Along with returning to the best basketball conference in the country, Coach L had a few personal reasons for accepting the head coaching job at Miami. Coach's grandfather was from Cuba, where he produced the Larrañaga [lare-en-YAH-ga] cigar. Coach's father was raised in Key West before moving to The Bronx, N.Y., getting married and raising six children. Coach L was raised in The Bronx, but vacationed to Florida as a boy. He also has owned a house in Sarasota - which he bought from Dick Vitale's daughter - for eight years, and three of his siblings have retired to Florida.

## THE LAST TIME OUT

Senior Garrus Adams totaled a career high 20 points and freshman Davon Reed set a new personal best with 17, but the Hurricanes fell in regulation to the visiting UCF Knights Thursday, 63-58. Late mistakes hindered Miami in their attempt for another come-from-behind victory. Kasey Wilson converted one of two free throws with 36 seconds left for a 61-58 Central Florida lead and gave the Knights additional cushion with a fast break dunk with 22 seconds left for a 63-58 lead. Wilson finished with 16 points for the Knights (3-1). Miami (3-2) had a chance to tie with 39 seconds remaining but Donnavan Kirk missed two free throw attempts. Rion Brown stole Calvin Newell's inbounds pass and scored on a layup with 55 seconds left to cut Central Florida's lead to 59-58. Brown's two free throws with 59 seconds remaining got Miami within 59-56. Calvin Newell scored 19 points to lead UCF.

## MIAMI VS. THE WOODEN LEGACY FIELD

George Washington - Miami trails 0-2. Last meeting 1991.  
Marquette - Miami trails 2-3. Last meeting 2013.  
Cal State Fullerton - Never played.  
Charleston - Tied 1-1. Last meeting 2013.  
San Diego State - Tied 1-1. Last meeting 1988.  
Creighton - Miami leads 3-2. Last meeting 2006.  
Arizona State - Miami trails 0-2. Last meeting 1991.

## PRONUNCIATIONS

## Players

5	Davon Reed	Dave-on
10	Raphael Akpejori	AHK-peh-jour-ee
15	Rion Brown	Ryan
20	Manu Lecomte	Man-ew La-conn-t
21	Erik Swoope	Swoope
23	Tonye Jekiri	Tahn-yay Jah-kEEr-EE
25	Garrus Adams	GARY-us

## Coaches

Jim Larrañaga	LARE-uh-NAY-guh
Michael Huger	HUE-gur
Chris Caputo	Ca-poo-toe

## CLASS BREAKDOWN

Graduates	Garrus Adams, Donnavan Kirk
Seniors	Raphael Akpejori, Rion Brown Justin Heller, Erik Swoope
Juniors	James Kelly, Sheldon McClellan Angel Rodriguez
Sophomores	Tonye Jekiri, Steve Sorenson
Freshmen	Deandre Burnett, Cornelius Elder Mike Fernandez, Manu Lecomte, Davon Reed

## GEOGRAPHIC BREAKDOWN

BELGIUM	
Brussels	Manu Lecomte
NIGERIA	
Lagos	Raphael Akpejori
PUERTO RICO	
Cupey	Angel Rodriguez
UNITED STATES	
California	Erik Swoope
Florida	Deandre Burnett, Mike Fernandez Justin Heller, Tonye Jekiri
Georgia	Rion Brown
Michigan	James Kelly, Donnavan Kirk
New Jersey	Davon Reed
North Carolina	Garrus Adams
Tennessee	Corn Elder
Texas	Steve Sorenson, Sheldon McClellan

## 2013-14 ACC PRESEASON PREDICTIONS

2013-14 Preseason Pick	2013 Finish
1. Duke	2
2. Syracuse	n/a
3. North Carolina	3
4. Virginia	t4
5. Notre Dame	n/a
6. Pittsburgh	n/a
7. Maryland	7
8. Boston College	8
9. Florida State	6
10. NC State	t4
11. Georgia Tech	t9
12. Miami	1
13. Wake Forest	t9
14. Clemson	11
15. Virginia Tech	12

**2013-14 QUICK HITS**

- 9 newcomers (8 scholarship)
- 6 players return (4 scholarship)
- 0 starters return
- Nine scholarship players are available for 2013-14 season.
- 2 players will redshirt after transferring from Division I schools. One will redshirt due to injury.
- 6 seniors in 2013-14, after having five seniors - who all earned their academic degree - last season.
- Miami is the only ACC team with zero returning starters. Additionally, Miami lost its six top players, who started 174 combined games. Rion Brown is the only Hurricane to start any games (6) last season, so the Canes return 6-of-180 starts, which is 3.3 percent.
- Miami returns 13.3 percent of points scored (9.3 ppg), 14.2 percent of rebounds (5.1 rpg) and 1.0 percent of assists (1.1 per game), all the lowest in the ACC.
- Coach Jim Larrañaga is 519-354 overall in 29 seasons. He is one of five active ACC coaches with 400 or more wins.
- Miami's freshman class includes: Deandre Burnett - third in the nation in scoring as a senior with 37 ppg; Manu Lecomte - Belgium second division player; and Davon Reed - 2,000 point scorer who averaged 24 ppg as a senior.
- Two transfers join the Canes this season in James Kelly, who averaged 17.9 ppg and 10.0 rpg in two JC seasons and Donnavan Kirk, who played 54 games for DePaul the past two seasons, leading the team in blocked shots.
- One year ago, Miami was selected fourth by the coaches and fifth by the media in preseason ACC polls, but finished the season as the regular season and tournament champion.
- Miami started the 2012-13 season unranked, but jumped to No. 2/2 in the nation by Feb. 18. The Canes ended the season No. 5/10.
- At that same Operation Basketball, zero Hurricanes were selected for preseason All-ACC teams. At the end of the championship season, Jim Larrañaga was Coach of the Year, Shane Larkin was Player of the Year (coaches), and Durand Scott was Defensive Player of the Year while Larkin (1st & defensive), Kenny Kadji (2nd), and Scott (H.M. & defensive) were selected to ACSMA All-ACC teams. The coaches picked Scott for third team and Julian Gamble was listed on the Defensive Team with Scott and Larkin.
- Miami's top six players from the 2013 ACC Championship season combined for 5,399 career points, 2,744 rebounds, 966 assists, 480 steals, 369 blocked shots and 412 starts.
- All six of those six players have played professionally since graduating: Dallas Maverick Shane Larkin was selected No. 18 in the NBA Draft; Kenny Kadji (Cavaliers) and Trey McKinney Jones (Bucks) were with NBA teams during the preseason; Reggie Johnson was selected in the D-League Draft by the Delaware 87ers, Julian Gamble is playing in France and Durand Scott is in Spain.
- Shane Larkin was picked No. 18 overall in the 2013 NBA Draft. The ACC led all conferences with eight players selected in the Draft. Every ACC team has had at least one first round selection. With its four first-round selections, the ACC extends its streak of having at least one first-round draft pick to 25 consecutive years (1989-2013). Over the past five years (2009-13), the ACC leads all conferences with 27 first round picks.
- In 2013 Miami won the ACC regular season and tournament championships. The last team to win both titles outright was North Carolina in 2008. (Duke tied with Maryland in 2010 for regular season).
- Miami is the only school not from the state of North Carolina to win both the ACC regular season and tournament titles outright in the same season. (Georgia Tech was regular season tri-champion in 1985).

**TOURNAMENT SUCCESS**

Since the team's rebirth in 1985, Miami has played in 24 multi-game tournaments with a record of 42-22. In eight tournaments, Miami has won all of its games, including a 4-0 record in the 2010 Las Vegas Holiday Hoops Classic with wins over Stetson, Oral Roberts, Rice and Akron. In the Canes have been 3-0 in three tournaments in recent years: 2009 Charleston Classic (defeated Tulane, UNC Wilmington, South Carolina), 2007 Puerto Rico Tip-Off (Marist, VCU, Providence) and 2001 Paradise Jam in the U.S. Virgin Islands (Eastern Michigan, UAB, Clemson).

**WEST COAST SWING**

Miami hits the road for the West Coast for the first time since 2010, when the Canes defeated Pepperdine, 86-63.

**CANES IN ACC STATS**

Rion Brown is listed in five ACC stats categories so far this season, playing the most minutes of any player in the league. He is also ninth in assist to turnover ratio, 10th in free throw percentage and defensive rebounds and 12th in rebounding.

Donnavan Kirk is fourth in blocks, fifth in offensive rebounds and 10th in both rebounding and field goal percentage.

Freshman Manu Lecomte is third in free throw percentage and ninth in minutes while Garrius Adams is third in steals.

As as team the Canes are second in free throw percentage, third in turnover margin and fourth in steals.

**RION BROWN REBOUNDS**

Senior Rion Brown, a 6-6 guard, is averaging 7.2 rebounds, up from his 2.2 career average prior to the season. This season Brown has grabbed seven or more rebounds in four game. In his previous three seasons, he had only three games with 7+ boards. He pulled down seven once last year and had games with eight and seven as a rookie.

Year	Games	Rebounds	Average
Freshman	36	72	2.0
Sophomore	31	86	2.8
Junior	36	72	2.0
Senior	5	36	7.2

**SWOOPÉ RETURNS TO HOME STATE**

Senior Erik Swoopé returns to his home state of California for the DIRECTV Wooden Legacy. Swoopé, from Lake Elsinore, Calif., played basketball at Harvard-Westlake High School where he was the Mission League Most Valuable Player. The L.A. Daily News referred to him as the "most dominant boys' basketball player" in the San Fernando Valley while he averaged 21.8 points, 8.9 rebounds, 1.6 assists and 1.5 blocks per game, converting 74 percent from the field and 71 percent from the foul line as a senior.

**CANES SHOT 50 PERCENT IN FOUR-STRAIGHT HALVES**

The Hurricanes knocked down more than 50 percent of their shots in four halves against CofC and TSU.

Miami was 26-51 (51%) from the field in the game at College of Charleston, knocking down 16-31 (51.6%) in the first period and 10-20 (50%) in the second.

Miami hit 18-36 (50%) in the first half and 17-33 (51.5%) in the second stanza to drain 35-69 (50.7%) against Texas Southern.

The Canes shot 31.1 percent against St. Francis Brooklyn and 39.1 percent against Georgia Southern to start the year.

**SERIES VS. GEORGE WASHINGTON**

Overall	2-0
Games at Miami	0-0
Games at GWU	0-1
Games on neutral courts	0-1
Current streak	GWU won two
Last meeting	Dec. 29, 1991. L, 78-64
Larrañaga at UM vs. GWU	0-0

**DID YOU KNOW .....**

Miami has only three players 6-foot-9 or taller, and six guys are between 6'5 and 6'7, while seven Canes are 5'11 to 6'2.

Miami men's basketball has graduated 30 of 31 players in the past nine years and in just two seasons under Larrañaga, the team has had all nine seniors earn their degree. All six seniors on the 2013 ACC Championship team earned their degree, including current senior Garrius Adams.

Coach L became the first Miami coach to win 20+ games in his first two seasons at UM and only the fourth of 12 UM coaches to post two 20-win seasons.

Former Cane Rick Barry was named one of the Greatest Players in NBA History.

Miami native and former Cane James Jones won the 2010-2011 NBA All-Star Weekend 3-Point Contest and the NBA Championship in the 2011-2012 season.

Six-time NBA All Star Amar'e Stoudemire enrolled at UM last year and is taking classes to earn his bachelor's degree.

UM is in its 10th season in the ACC.

Coach L led the George Mason Patriots to the Final Four with big wins over some of basketball's elite teams such as Michigan State, UNC, and UConn. He was the first coach to take a mid-major to a Final Four in 27 years when his team advanced in 2006.

In 14 years at George Mason, Larrañaga led the Patriots to five NCAA Tournament appearances (2011, 2008, 2006, 2001, 1999), including the 2006 Final Four.

Miami basketball received APR (academic progress rate) Public Recognition Awards for being among the top 10 percent in APR in their sport. Miami ranks in the top 10 percent NCAA men's basketball with a 990 APR.

The University of Miami Department of Athletics recorded a Graduation Success Rate (GSR) of 92 percent. Miami's department-wide GSR is tied for third among ACC schools and 10th overall among FBS programs. UM has exceeded the NCAA average GSR in each of the last nine years.

According to latest US News & World Report rankings, the University of Miami is the top academic institution in the state of Florida and ranks 47th nationally.

The Hurricanes have made at least one trey in 840 of 845 games since the NCAA adopted the 3-point shot in 1986.

Miami has held 698 of its last 699 opponents to less than 100 points. UNC was the last team to score 100+, defeating UM 105-64 on Jan. 31, 2007.

The Canes have averaged 20+ wins in each of the last eight seasons.

UM has played in the postseason 14 of the past 19 years, six of which were in the NCAA Tournament. The Hurricanes have advanced to the postseason seven times in nine seasons, with five NIT appearances and two NCAA appearances.

**UM Communications**  
**Assoc. AD for Communications** Chris Freet  
 cfreet@miami.edu  
**MBB Contact** **Amy Woodruff**  
**Associate Director of Communications**  
**Work/Cell** (305) 284-3241 / (813) 410-1194  
**Email** a.woodruff@miami.edu  
**Website** www.HurricaneSports.com

**2013-14 UM Quick Facts**

<b>Location</b>	Coral Gables, Fla.
<b>Stadium</b>	BankUnited Center
<b>Press Row</b>	305-284-2111
<b>Capacity</b>	7,900
<b>Enrollment</b>	15,524
<b>Founded</b>	1925
<b>Colors</b>	Orange, Green, White
<b>Nickname</b>	Hurricanes
<b>Mascot</b>	Sebastian the Ibis
<b>Conference</b>	Atlantic Coast
<b>President</b>	Dr. Donna E. Shalala
<b>Interim Director of Athletics</b>	Blake James
<b>Address</b>	5821 San Amaro Drive Coral Gables, Fla. 33146

<b>2012-13 Overall Record</b>	29-7
<b>Home/Away/Neutral</b>	14-1/10-3/5-3
<b>2012-13 ACC Record</b>	15-3
<b>2012-13 ACC Finish</b>	1
<b>Returning / Lost</b>	7/6
<b>Newcomers</b>	9

<b>Head Coach</b>	Jim Larrañaga
<b>Alma Mater</b>	Providence, 1971
<b>Record at UM</b>	52-22 / 3rd season
<b>Overall Record</b>	522-356 / 30th season

**STAFF**

Eric Konkol	Wisconsin-Eau Claire, '00
Michael Huger	Bowling Green, '94
Chris Caputo	Westfield (Mass.) State, '02
Director of Operations	Adam Fisher
Assoc. Director of Operations	Jaime Vathielil
Athletic Trainer	Wes Brown
Strength & Conditioning Coach	Steve Felde

**HISTORY**

<b>First Season of Basketball</b>	1926
<b>Overall All-Time Record</b>	924-692
<b>Year UM Joined ACC</b>	2004-05
<b>NCAA Appearances</b>	Seven
	1960, 1998, 1999, 2000, 2002, 2008, 2013
<b>Last NCAA Appearance</b>	L, 71-61
	Sweet 16 vs. Marquette, 2013
<b>NIT Appearances</b>	10
	1961, 1963, 1964, 1995, 1997, 2001, 2005, 2006, 2009, 2011
<b>Last NIT Appearance</b>	L, 79-64
	Quarterfinals vs. Alabama, 2011

**COMMUNICATIONS POLICIES**  
 All interview requests for assistant coaches or athletics department staff members must also be approved and cleared by the UM Communications office and/or basketball contact Amy Woodruff. Credential requests are taken via e-mail to Amy Woodruff (A.Woodruff@miami.edu). Any misuse of credentials will result in removal from the BankUnited Center and the permanent voiding of the credential. The UM locker room is closed at all times. For home games, Coach Larrañaga and a handful of Hurricane players will report to the media room for interviews following the opposing team's postgame press conference.

**DIVERSITY AT UM EXTENDS TO COURT**  
 Five Miami players speak English as a second language. Raphael Akpejori - Two African languages. Mike Fernandez - Spanish (Cuban). Tonye Jekiri - African. Manu Lecomte - French. Angel Rodriguez - Spanish (Puerto Rican).

UM is the academic home of nearly 1,700 foreign students of all socioeconomic backgrounds, from more than 110 countries as diverse as Peru, Pakistan, and Poland. Miami's diversity also is evident in its full-time faculty, which is nearly 36 percent minority, making UM one of the most diverse major private research universities.

**DREAM BEGINS IN DALLAS**  
 Miami Hurricanes All-America point guard Shane Larkin played in his first game for the Dallas Mavericks on Nov. 18 against Philadelphia. Larkin tallied three assists, a trio of steals and three points in eight minutes. "It was like a dream come true. A lot of nerves, anxiousness and butterflies," said Larkin.

Larkin was traded to the Dallas Mavericks after being selected with the No. 18 overall pick by the Atlanta Hawks during the 2013 NBA Draft at Barclays Center. The Mavericks are coached by Rick Carlisle, who was recruited by and played under Larrañaga at Virginia from 1982-84.

**DOUBLE-DOUBLES FOR UM**  
 In five games, Miami recorded a trio of double-doubles and missed the fourth-straight by one point and one rebound.

At Charleston, Donnavan Kirk recorded nine points and nine rebounds. Rion Brown was just one assist short of the school's first triple-double since 2004 when he tallied 13 points, 11 rebounds and nine assists against Texas Southern.

Kirk posted his two-straight double-doubles, with 18 points and 10 rebounds, against Georgia Southern, after his 16-point, 10-rebound performance against St. Francis Brooklyn. Prior to the game against SFB, Kirk had never recorded a double-double.

**LARRAÑAGA NOTCHES 50TH WIN**  
 With the win over Georgia Southern, Jim Larrañaga earned his 50th win as a Cane, just two years and two games into his tenure in Coral Gables. Coach L opened his first year with Miami with a 20-13 record, followed by a 29-7 mark his second campaign.

**COACHING COORDINATORS FOR UM**  
 Miami's assistant coaching staff is set up in a coordinator system, with Eric Konkol as the offensive coordinator, Michael Huger manning the defense and Chris Caputo handling the scout for every opponent.

**COACH L COACHING TREE**  
 Jamie Angeli - Assoc. Women's Basketball HC - City College of New York  
 Joe Barer - HC - Davenport Assumption High School  
 Scott Cherry - HC - High Point  
 Bill Courtney - HC - Cornell  
 Kent Dernbach - Assistant - University of Wisconsin Stephens Point  
 Brian Ellerbe - Former HC - Michigan. Now assistant - DePaul  
 Jerry Francis - Former HC - Prairie View  
 Mike Gillian - Former HC - Longwood University  
 Stan Heath - HC - University of South Florida  
 Marc Iavaroni - Former HC - Memphis Grizzlies. Former assistant - LA Clippers  
 James Johnson - HC - Virginia Tech  
 Derek Kellogg - HC - UMass  
 Scott Lombardi - Director of Men's Basketball Operations - George Mason  
 Steve Merfeld - Former HC - Evansville. Now assistant - Creighton  
 Keith Noftz - Former assistant - Central Michigan. Now HC McKinley HS  
 Jeff Schneider - Former HC - Cal Poly San Luis Obispo  
 Anthony Solomon - Former HC - St. Bonaventure. Now assistant - Notre Dame  
 Ricky Stokes - Former head coach - Virginia Tech. Former HC - East Carolina  
 Jeff Westlund - HC - Bethel University  
 Ricky Yahn - HC - Concordia University

**FIRSTS UNDER JIM LARRAÑAGA**  
 First game: Nov. 11, 2011 vs. Tennessee Tech. W, 69-58.  
 First starting lineup: Malcolm Grant, Durand Scott, Garrius Adams, Erik Swoope, Kenny Kadji.  
 First opening tip: Miami - Kenny Kadji.  
 First UM FG: 18:38, Durand Scott, 3-pointer.  
 First lead: 18:38, 3-0.  
 First halftime score: Tennessee Tech 32, Miami 27.  
 First win: Nov. 11, 2011. Miami 69, Tennessee Tech 58.  
 Attendance at first game: 3,600.  
 First loss: Nov. 25, 2011 at Ole Miss, 64-61 (OT).  
 First road win: Dec. 22, 2011 at Charlotte, 76-61.  
 First ACC game: Jan. 7, 2012 at Virginia, L, 52-51.  
 First ACC win: Jan. 18, 2012 vs. Clemson, 76-73.  
 First ACC regular season title: 2012-13

**JIM LARRAÑAGA = PROGRAM CHANGER**  
**In Coach L's Two Seasons at Miami ...**

- ACC Regular Season and Tournament Championships
- .710 winning percentage
- Two 20-win seasons
- Two postseason appearances with three victories
- 15 ACC wins in 2013
- One All-American

**Seven Seasons before Coach L at UM ...**

- .561 winning percentage
- Best conference finish was fifth place
- One NCAA Tournament appearance
- Most ACC wins was eight

**In Coach L's 14 Seasons at George Mason ...**

- .626 winning percentage
- 13 straight winning seasons
- A Final Four appearance
- 5 trips to the NCAA tournament
- 9 postseason appearances
- First national ranking
- First appearance in Top 10
- First wins over Top 10 teams
- Winningest coach in league history

**Seven Seasons before Coach L at GMU...**

- .340 winning percentage
- 7 straight losing seasons
- 0 postseason appearances
- Worst team in the CAA

**CANES IN THE NCAA TOURNAMENT**

Season	Coach	Overall	Conf.	Record
1959-60	Bruce Hale	23-4		0-1
1997-98	Leonard Hamilton	18-10	11-7	0-1
1998-99	Leonard Hamilton	23-7	15-3	1-1
1999-00	Leonard Hamilton	23-11	13-3	2-1
2001-02	Perry Clark	24-8	10-6	0-1
2007-08	Frank Haith	23-11	8-8	1-1
<b>2012-13 Jim Larrañaga</b>	<b>29-7</b>	<b>15-3</b>		<b>2-1</b>

**20-WIN SEASONS AT MIAMI**

Season	Coach	Overall	Conf.	W-L	Postseason
1946-47	Hart Morris	20-7			
1959-60	Bruce Hale	23-4			NCAA
1960-61	Bruce Hale	20-7			NIT
1962-63	Bruce Hale	23-5			NIT
1963-64	Bruce Hale	20-7			NIT
1964-65	Bruce Hale	22-4			
1998-99	Leonard Hamilton	23-7	BIG EAST	15-3	NCAA
1999-00	Leonard Hamilton	23-11	BIG EAST	13-3	NCAA
2001-02	Perry Clark	24-8	BIG EAST	10-6	NCAA
2007-08	Frank Haith	23-11	ACC	8-8	NCAA
2009-10	Frank Haith	20-13	ACC	4-12	
2010-11	Frank Haith	21-15	ACC	6-10	NIT
2011-12	Jim Larrañaga	20-13	ACC	9-7	NIT
2012-13	Jim Larrañaga	29-7	ACC	15-3	NCAA

**LARRAÑAGA CONTRACT EXTENDED THROUGH 2022**

The University of Miami extended Coach Jim Larrañaga's contract through May 31, 2022, Director of Athletics Blake James announced in September. Larrañaga first signed a five-year contract in April 2011, then was granted a three-year extension in 2012. Larrañaga signed the nine-year contract following the Canes' historical run in 2013, which culminated with the Bronx, N.Y., native earning AP, Naismith and USBWA Henry Iba National Coach of the Year honors. He was also the ACC Coach of the Year as well as NABC, Basketball Times and USBWA District Coach of the Year.

**AKPEJIORI ATHLETES IN ACTION TOUR**

In August of 2013, averaged 9.2 points and 5.8 rebounds for Athletes in Action through five games played in Jamaica. Game high was 12 points against the Jamaican National Team, against former teammate Durand Scott

**ADAMS ENSHRINED INTO HS HALL OF FAME**

Garrus Adams has been inducted into the Middle Creek High School Athletics Hall of Fame. The North Carolina basketball product will be honored before the school's football game on October 18. As a high school senior, Adams averaged 21.8 points per game en route to setting a new Middle Creek High School scoring record in career points.

**CANE STRONG: UMBB IN THE WEIGHT ROOM**

Junior transfer James Kelly and freshman Davon Reed each improved their bench press max by 80 pounds from June to October, as Kelly started at 235 and is up to 315 while Reed improved from 170 to 250. Senior Erik Swoope pressed a team-best 365, up 35 pounds since June, followed by Kelly's 315, senior Raphael Akpejiori at 310 and senior Donnavan Kirk at 300. Of the guards, senior Rion Brown leads the way at 275, closely followed by classmate Garrus Adams (265). Junior transfer Sheldon McClellan touts the highest standing vertical, with his 41-inch leap. Kirk boasts a 35.5 jump while Swoope is at 35 inches and freshman Deandre Burnett jumps 34 inches with no step. Over the summer, Swoope improved his standing vertical from 27 to 35 inches, the best on the team, followed by a five-inch increase by Kirk and a 4.5-inch improvement from sophomore Steve Sorenson. McClellan also has the highest approach vertical with 45 inches, followed by Burnett's 42.5 inches, which he improved from 37 inches in June. Reed is third with 40.5 inches, a 4.5-inch improvement) and Swoope rounds out the top four with a 40-inch approach vertical. In the pro agility test, McClellan topped out at 3.9 seconds, while freshman Manu Lecomte turned in a time of 3.97 seconds.

**LARRAÑAGA ADDED TO UM FACULTY**

Coach Jim Larrañaga has been appointed as Adjunct Assistant Professor of Kinesiology and Sport Sciences at the University of Miami. Due to his head coaching responsibilities, Larrañaga will be a guest lecturer at several different classes in the School of Education and Human Development throughout the semester.

**LARRAÑAGA DELIVERS UM COMMENCEMENT SPEECH**

Coach L delivered an inspirational 10-minute Commencement speech in May to the College of Arts and Sciences and the Rosenstiel School of Marine and Atmospheric Science graduates.

**MAY 28 - UM MBB DAY IN CORAL GABLES**

The City of Coral Gables honored head coach Jim Larrañaga and the University of Miami men's basketball team on Tuesday, proclaiming May 28, 2013, as "University of Miami Hurricanes Men's Basketball Day".

**WINNINGEST ACTIVE DIVISION I HEAD COACHES\***

Name	Wins
1. Mike Krzyzewski	957
2. Jim Boeheim	920
3. Bob Huggins	723
4. Roy Williams	700
5. Rollie Massimino	689
6. Bo Ryan	674
7. Rick Pitino	664
8. Mike Montgomery	656
9. Cliff Ellis	647
10. Rick Byrd	637
11. Larry Hunter	630
12. Ben Braun	608
13. John Beilein	598
14. Stew Morrill	584
15. Rick Barnes	560
16. Dave Bike	528
17. John Calipari	526
<b>18. Jim Larrañaga</b>	<b>519</b>
19. Lon Kruger	514
20. Tubby Smith	511

\*Records are prior to the 2012-13 season

**CANES IN THE PROS**

James Jones	Miami Heat
Shane Larkin	Dallas Mavericks
John Salmons	Sacramento Kings
Robert Hite	Iowa Energy (D-League)
Reggie Johnson	Delaware 87ers (D-League)
DeQuan Jones	Formerly with Orlando Magic
Kenny Kadji	Formerly with Cleveland Cavs
Jack McClinton	Reno Bighorns (D-League)
Trey McKinney Jones	FortWayne Mad Ants (D-League)
Brian Asbury	Hapoel Holon (Israel)
Julian Gamble	St Vallier Basket Drome (France)
Malcolm Grant	Wollongong Hawks (Australia)
Lance Hurdle	Wollongong Hawks (Australia)
Anthony King	Artland Dragons (Germany)
Durand Scott	Obradoiro (Spain)
Adrian Thomas	Shimane Susanoo Magic (Japan)

**MIAMI'S LARGEST IN 2013-14**

<b>Lead</b>	24, vs. Texas Southern, 11/14
<b>Deficit</b>	12, vs. Texas Southern, 11/14
<b>Margin of Victory</b>	16, at Charleston, 11/18
<b>Margin of Defeat</b>	5, vs. UCF, 11/21
<b>Halftime Lead</b>	15, at Charleston, 11/18
<b>Halftime Deficit</b>	7, vs. UCF, 11/21
<b>Deficit in Win</b>	12, vs. Texas Southern, 11/14
<b>Halftime Deficit in Win</b>	--
<b>Lead in Loss</b>	7, vs. St. Francis, 11/8
<b>Halftime Lead in Loss</b>	--

**2013-14 SIGNING CLASS**

Head Coach Jim Larrañaga announced the signing of four players - Ja'Quan Newton, James Palmer, Omar Sherman and Ivan Cruz Uceda - to National Letters of Intent to play men's basketball for the University of Miami beginning in the fall of 2014.

A consensus Top 60 player, Newton is a 6-2, 180-pound guard listed as the No. 55 player in ESPN's Top 100 list. At Neumann-Goretti High in Philadelphia, Newton averaged 18.0 points per game last season, and has totaled more than 1,300 career points, helping Coach Carl Arrigale lead his team to three consecutive Catholic League championships. The incoming freshman has participated in the NBPA Top 100 Camp and LeBron James Skills Academy, and plays AAU ball for Team Final, the same squad as future Miami teammate Davon Reed. Newton, an offensive slasher with an innate ability to get to the rim, was also recruited by UCLA, Texas A&M and Minnesota.

Palmer, a senior at St. John's College High, is a 6-foot-4, 180-pound guard from Washington, D.C. He helped his squad to a 20-win season by averaging 12 points, five rebounds and two assists as a junior. An offensive threat, Palmer can catch-and-shoot 3-pointers or score in transition. Palmer, who plays AAU ball for Team Takeover, was also recruited by Memphis, Wake Forest, Rutgers, Cincinnati and Maryland. Palmer was coached by Sean McAloon at St. John's College HS.

Sherman, out of Duncanville, Texas, is a four-star prospect, according to ESPN and Scout.com. The 6-foot-8, 220-pound forward plays high school ball at Duncanville High, where he is coached by Kenny Boren. Scout.com lists Sherman as the No. 20 power forward in the country, and the No. 94 player overall. Sherman, who played his AAU seasons with Deron Williams Elite, chose Miami over Wichita State, North Texas and Weber State.

Cruz Uceda is a 6-foot-10, 240-pound forward originally from Madrid, Spain, ranked No. 55 overall by ESPN. Cruz Uceda will be available to play a pair of seasons for Miami following his two years at Harcum College in Pennsylvania. At Harcum, he set the school record for rebounds in a season and has a chance to break the school's career record for caroms. Cruz Uceda was also recruited by Marquette, Ohio State, Penn State and Villanova.

The four newcomers will join an already talented 2014-15 class, which includes redshirt-freshman Deandre Burnett, who is out this season with an injury, and transfers Sheldon McClellan and Angel Rodriguez, who are currently sitting out due to NCAA transfer rules.

**LED (TIED) THE TEAM IN....**

	Points	Rebounds	Assists	Steals	Blocks
<b>Adams</b>	1	1	1 (1)	2 (2)	
<b>Akpejiori</b>					(1)
<b>Brown</b>		1	2 (1)	(2)	
<b>Jekiri</b>					
<b>Kelly</b>	2			(1)	(1)
<b>Kirk</b>	2	3			4 (1)
<b>Lecomte</b>			1 (1)		
<b>Reed</b>				(1)	(1)
<b>Swoope</b>					

**STARTERS BY GAME**

SFB	Lecomte	Adams	Brown	Kirk	Jekiri
GSU	Lecomte	Adams	Brown	Kirk	Jekiri
TSU	Lecomte	Adams	Brown	Kirk	Jekiri
CofC	Lecomte	Adams	Brown	Kirk	Kelly
UCF	Lecomte	Adams	Brown	Kirk	Kelly

**RECORD BY STARTING LINEUP**

Lecomte, Adams, Brown, Kirk, Jekiri	2-1
Lecomte, Adams, Brown, Kirk, Kelly	1-1

**MIAMI'S RECORD WHEN...**

RECORD	ALL		COACH L	
	ACC	AT UM	ACC	ACC
All games	3-2	0-0	52-22	24-10
Home	2-2		30-7	14-3
Away	1-0		16-11	10-7
Neutral			6-4	n/a
November	3-2		11-5	n/a
December			8-4	n/a
January			12-3	10-3
February			12-5	12-5
March			9-5	2-2

Vs. Top 10 opponents		2-4	2-3
Vs. Top 25 opponents		5-9	4-5
Vs. RV opponents		5-1	1-0
Vs. teams over .500 on game day	1-1	33-19	15-9
Vs. teams under .500 on game day	1-0	14-2	7-1
Vs. teams at .500 on game day	1-1	6-1	2-0
While UM is in the top 25		16-4	12-3
While UM is RV (only)		7-3	2-1

Leading at halftime	3-0	41-7	18-4
Trailing at halftime	0-2	9-15	4-6
Tied at halftime		4-0	2-0
Single overtime	1-1	2-3	1-0
Double overtime		2-0	1-0
In overtime games	1-1	4-3	2-0
Leading with 2:00 left in regulation	2-0	47-2	22-0
Trailing with 2:00 left in regulation	1-2	5-18	2-9
Tied with 2:00 left in regulation		0-1	0-1

UM shoots 50% or better from field	2-0	16-0	6-0
UM shoots 40-49% from field		30-7	16-5
UM shoots under 40% from field	1-2	6-15	2-5
Opp. shoots 50% or better from field		2-8	1-4
Opp. shoots 40-49% from field	3-1	24-9	10-4
Opp. shoots under 40% from field	0-1	26-5	13-2
UM shoots 70% or better from the line	2-2	28-12	10-8
UM shoots less than 70% from the line	1-0	24-10	14-1
UM has more 3-point FGs	1-1	22-8	15-6
UM has fewer 3-point FGs	2-1	19-7	8-3
3-point FGs are even		2-0	1-1
Four or more Canes in double figures	2-0	27-6	11-5
Three Canes score in double figures	1-2	19-12	9-3
Two or less Canes score in double figures		6-4	4-2

UM outrebounds opponent	3-0	33-8	14-5
Opp. outrebounds UM	0-2	17-14	9-5
Tied in rebounds		2-0	1-0
UM records 10 or more steals	1-0	9-3	3-1
UM records 15 or more assists	1-0	14-0	8-0
UM commits less than 15 turnovers	3-2	45-17	21-7
UM commits 15 or more turnovers		7-5	3-3
UM commits less turnovers than opp.	3-2	33-10	13-2
UM commits more turnovers than opp.		15-7	9-5
Tied in turnovers		4-5	2-3

UM scores 59 points or less	0-1	4-8	3-3
UM scores between 60-69 points	0-1	12-9	6-3
UM scores between 70-79 points	1-0	25-5	12-4
UM scores between 80-89 points	2-0	7-0	1-0
UM scores between 90-99 points		4-0	2-0
UM scores 100 or more points		0-0	0-0
Playing during the afternoon		16-5	8-3
Playing in the evening (5 p.m. or later)	3-2	35-16	16-7
Games decided by three points or less		5-5	4-3
Games decided by four to 10 points	1-2	16-8	7-5
Games decided by 11-20 points	2-0	21-9	7-2
Games decided by more than 20 points		10-0	6-0

**UM SINCE THE ARRIVAL OF JIM LARRAÑAGA IN 2011**

- 2013 ACC Regular Season Champions
- 2013 ACC Tournament Champions
- Ranked No. 2/2 - Miami's program high - Feb. 18, 2013
- No. 1 seed at 2013 ACC Tournament
- No. 2 seed in 2013 NCAA Tournament
- Won school record 29 games in 2013
- Won 15 ACC games in 2013
- 14-game win streak (tied 1946-47 & 2001-02) from Jan. 2 - Feb. 19, 2013
- 13-0 start in 2013 conference play, topping school-best nine ACC victories, which was set in 2011-12
- Sophomore Shane Larkin selected No. 18 in the 2013 NBA Draft by Atlanta Hawks, then traded to Dallas Mavericks
- All six seniors earned academic degree from UM: Garrius Adams, Julian Gamble, Reggie Johnson, Kenny Kadji, Trey McKinney Jones, Durand Scott
- Defeated No. 1 Duke, 90-63, on Jan. 23, 2013 in Coral Gables
- Defeated Duke twice within 12 months, at both Cameron Indoor Stadium and the BankUnited Center
- First team to beat Duke and UNC by 20+ points in the same season since Maryland in '74-'75 season
- First team to beat Duke and UNC by 25+ points since the start of ACC play in 1953
- Defeated three teams in The Triangle in the same season: UNC, Duke & NC State
- In 2012-13 defeated three teams in the Top 20 for the first time since joining the ACC - the last time was in 1999-00
- Students camped out for the game vs. Duke more than four hours before tipoff, then did it again for the game vs. Florida State
- Five home sellouts of 7,972 fans vs. Duke, Florida State, North Carolina, Virginia and Clemson
- Set a record for the most games with 1,200 or more students (7)
- Set record student average attendance at 808. The past average attendance was 641 per game
- Set the record for cumulative season student attendance at 12,008. The previous record was 10,269

**AWARDS**

- 2013 AP Coach of the Year - Jim Larrañaga
- 2013 Naismith Coach of the Year - Jim Larrañaga
- 2013 ACC Coach of the Year - Jim Larrañaga
- 2013 Henry Iba National Coach of the Year - Jim Larrañaga
- 2013 ACC Player of the Year (Coaches) - Shane Larkin
- 2013 ACC Defensive Player of the Year - Durand Scott
- Five All-ACC selections: Shane Larkin 1st team, Kenny Kadji 2nd team & 3rd team, Scott H.M. (twice)
- Three ACC Defensive Team players: Shane Larkin, Durand Scott, Julian Gamble
- 2012 ACC All-Rookie Team - Shane Larkin
- 2013 ACC All-Academic Team - Raphael Akpejori
- 2013 ACC Tournament MVP - Shane Larkin
- Four ACC All-Tournament team nods: Shane Larkin (1st), Durand Scott (1st), Julian Gamble (2nd), Trey McKinney Jones (2nd)
- Four ACC Player of the Week awards: Reggie Johnson (2012), Durand Scott (2012 & 2013) and Shane Larkin (2013)
- One ACC Rookie of the Week: Shane Larkin (2012)

**CURRENT PLAYER AWARDS IN 2012-13**

- Raphael Akpejori**
- All-ACC Academic Team
- NABC Honors Court
- ACC Academic Honor Roll
- Justin Heller**
- ACC Academic Honor Roll
- Steve Sorenson**
- ACC Academic Honor Roll

**COACH LARRAÑAGA'S MILESTONE VICTORIES**

Victory	Date	Opponent	Score	School
50	02/10/88	Miami (Ohio)	65-59	Bowling Green
100	02/23/91	Kent State	84-57	Bowling Green
150	12/22/94	at Ohio State	59-50	Bowling Green
200	12/27/97	Northeastern	66-60	George Mason
250	12/20/00	Coastal Carolina	81-65	George Mason
300	12/02/03	East Carolina	76-65	George Mason
350	01/26/06	William & Mary	81-58	George Mason
400	02/27/08	William & Mary	68-59	George Mason
450	12/08/10	Loyola (Md.)	66-52	George Mason
500	01/05/12	at Georgia Tech	62-49	Miami

<b>MIAMI HIGHS</b> Points 84 - Texas Southern (11/14) Points/Half 44 - Texas Southern (11/14) Field Goals Made 35 - Texas Southern (11/14) Field Goal Att. 69 - Texas Southern (11/14) Field Goal Pct. .510 - Charleston (11/18) 3-Point FG Made 10 - Texas Southern (11/14) 3-Point FG Att. 22 - UCF (11/21) Free Throws Made 25 - Georgia Southern (11/11) Free Throw Att. 31 - St. Francis Brooklyn (11/8) Rebounds 43 - St. Francis Brooklyn (11/8) Assists 21 - Texas Southern (11/14) Steals 12 - Texas Southern (11/14) Blocks 5 - 2x Turnovers 13 - St. Francis Brooklyn (11/8) Victory Margin 16 - Co. of Charleston (11/18)	<b>OPPONENT HIGH</b> Points 80 - Georgia Southern (11/11) Points/Half 35 (2nd) - UCF (11/21) Field Goals Made 27 - Georgia Southern (11/11) Field Goal Att. 60 - Georgia Southern (11/11) Field Goal Pct. .474 - Georgia Southern (11/11) 3-Point FG Made 11 - Texas Southern (11/14) 3-Point FG Att. 26 - Georgia Southern (11/11) Free Throws Made 16 - Georgia Southern (11/11) Free Throw Att. 23 - St. Francis Brooklyn (11/8) Rebounds 45 - St. Francis Brooklyn (11/8) Assists 14 - UCF (11/21) Steals 7 - UCF (11/21) Blocks 4 - St. Francis Brooklyn (11/8) Turnovers 17 - St. Francis Brooklyn (11/8) Victory Margin 5 - UCF (11/21)	<b>MIAMI LOW</b> Points 58 - UCF (11/21) Points/Half 21 - UCF (11/21) Field Goals Made 19 - St. Francis Brooklyn (11/8) Field Goal Att. 51 - Co. of Charleston (11/18) Field Goal Pct. .311 - St. Francis Brooklyn (11/8) 3-Point FG Made 0 - St. Francis Brooklyn (11/8) 3-Point FG Att. 11 - Co. of Charleston (11/18) Free Throws Made 4 - Texas Southern (11/14) Free Throw Att. 6 - Texas Southern (11/14) Rebounds 30 - Co. of Charleston (11/18) Assists 5 - St. Francis Brooklyn (11/8) Steals 4 - at Co. of Charleston (11/18) Blocks 3 - St. Francis Brooklyn (11/8) Turnovers 7 - Georgia Southern (11/11) Victory Margin 1 - Georgia Southern (11/11)	<b>OPPONENT LOW</b> Points 54 - Co. of Charleston (11/18) Points/Half 25 - Co. of Charleston (11/18) Field Goals Made 19 - Co. of Charleston (11/18) Field Goal Att. 42 - Co. of Charleston (11/18) Filed Goal Pct. .367 - St. Francis Brooklyn (11/8) 3-Point FG Made 4 - UCF (11/21) 3-Point FG Att. 14 - UCF (11/21) Free Throws Made 7 - UCF (11/21) Free Throw Att. 16 - Georgia Southern (11/11) Rebounds 26 - Co. of Charleston (11/18) Assists 8 - Georgia Southern (11/11) Steals 2 - Georgia Southern (11/11) Blocks 1 - UCF (11/21) Turnovers 11 - Georgia Southern (11/11) Victory Margin 4 - St. Francis Brooklyn (11/8)
--	---	--	--

<b>MIAMI INDIVIDUAL HIGHS</b> Points 20 - Garrus Adams vs. UCF (11/21) Field Goals Made 7 - 5x Field Goal Attempts 18 - Garrus Adams vs. St. Francis Brooklyn (11/8) 3-Point FG Made 3 - 3x 3-Point FG Attempts 8 - 2x Free Throws Made 7 - 3x Free Throw Attempts 10 - Garrus Adams vs. St. Francis Brooklyn (11/8) Rebounds 11 - Rion Brown vs. Texas Southern (11/14) Assists 9 - Rion Brown vs. Texas Southern (11/14)	<b>OPPONENT INDIVIDUAL HIGHS</b> Points 27 - Jelani Hewitt, Georgia Southern (11/11) Field Goals Made 9 - Calvin Newell, UCF (11/21) Field Goal Attempts 20 - Jelani Hewitt, Georgia Southern (11/11) 3-Point FG Made 5 - Ray Penn, Texas Southern (11/14) 3-Point FG Attempts 10 - 2x Free Throws Made 8 - Jelani Hewitt, Georgia Southern (11/11) Free Throw Attempts 8 - 3x Rebounds 10 - 2x Assists 6 - Calvin Newell, UCF (11/21)
---	---



**SERIES VS. MARQUETTE**

Overall	2-3
Games at Miami	2-0
Games in Milwaukee	0-2
Games on neutral courts	0-1
Current streak	Marquette won one
Last meeting	March 28, 2013, L, 71-61
Larrañaga at UM vs. Marquette	0-1



**SERIES VS. CAL STATE FULLERTON**

Overall	0-0
Games at Miami	0-0
Games at Fullerton	0-0
Games on neutral courts	0-0
Current streak	None
Last meeting	None
Larrañaga at UM vs. Cal State Fullerton	0-0

Miami is 2-3 in the all-time series against Marquette, which dates back to the 1985-86 season. The Canes are 2-0 against the Eagles at home, 0-1 at neutral sites and 0-2 on the road. Miami lost their last game against Marquette, in the 2013 NCAA Sweet 16, when Marquette defeated the Canes 71-61 on March 28, 2013 in Washington, D.C.

**Marquette vs University of Miami**  
03-28-13 7:10 p.m. at Verizon Center, Washington

Marquette 71 • 26-8

#	Player	f	Total		3-Ptr		Rebounds			PF	TP	A	TO	Blk	Stl	Min
			FG-FGA	FG-FGA	FT-FTA	Off	Def	Tot								
10	ANDERSON, Juan	f	0-1	0-1	0-0	1	0	1	1	0	1	0	0	0	0	6
22	LOCKETT, Trent	f	3-6	0-0	2-2	3	8	11	3	8	2	1	0	0	0	38
42	OTULE, Chris	c	5-9	0-0	1-2	2	1	3	2	11	1	0	0	0	0	15
05	CADOGAN, Junior	g	2-6	0-1	4-7	3	2	5	3	8	1	3	0	1	28	
13	BLUE, Vander	g	7-12	0-0	0-0	0	3	3	0	14	2	4	0	2	40	
00	WILSON, Jamil	g	5-9	3-4	3-4	0	8	8	0	16	2	1	3	0	33	
01	FERGUSON, Jamal	g	0-0	0-0	0-0	0	0	0	0	0	0	0	0	0	0	
12	WILSON, Derrick	g	0-0	0-0	0-0	0	0	0	1	0	3	0	0	0	12	
25	TAYLOR, JR, Steve	g	0-0	0-0	0-0	0	0	0	0	0	1	1	0	0	3	
54	GARDNER, Davante	g	5-7	0-0	4-4	1	3	4	1	14	1	1	0	0	25	
	Team					0	1	1								
	Totals		27-50	3-6	14-19	10	26	36	11	71	14	11	3	3	200	

FG % 1st Half: 12-27 44.4%	2nd half: 15-23 65.2%	Game: 27-50 54.0%	Deadball
3FG % 1st Half: 2-5 40.0%	2nd half: 1-1 100.0%	Game: 3-6 50.0%	Rebounds
FT % 1st Half: 3-6 50.0%	2nd half: 11-13 84.6%	Game: 14-19 73.7%	2

University of Miami 61 • 29-7

#	Player	f	Total		3-Ptr		Rebounds			PF	TP	A	TO	Blk	Stl	Min
			FG-FGA	FG-FGA	FT-FTA	Off	Def	Tot								
35	Kenny Kadji	f	5-12	1-4	0-0	1	2	3	2	11	0	2	1	0	0	28
45	Julian Gamble	f	2-3	0-0	2-3	4	1	5	1	6	0	0	1	0	0	19
00	Shane Larkin	g	4-8	2-5	4-5	2	2	4	3	14	4	1	0	1	39	
04	Durand Scott	g	3-13	1-1	3-4	3	4	7	5	10	5	3	0	1	35	
01	Trey McKinney Jones	q	3-10	3-8	0-0	0	3	3	1	9	3	1	0	1	32	
10	Raphael Akpejori	g	0-1	0-0	0-0	0	0	0	0	0	0	0	0	0	4	
15	Rion Brown	g	2-12	1-8	0-0	3	1	4	2	5	0	0	0	0	28	
21	Erik Swoope	g	3-3	0-0	0-0	2	0	2	1	6	0	0	1	0	7	
23	Tonye Jekiri	g	0-1	0-0	0-0	0	3	3	0	0	0	0	0	0	8	
	Team					0	0	0								
	Totals		22-63	8-26	9-12	15	16	31	15	61	12	8	3	3	200	

FG % 1st Half: 6-29 20.7%	2nd half: 16-34 47.1%	Game: 22-63 34.9%	Deadball
3FG % 1st Half: 1-11 9.1%	2nd half: 7-15 46.7%	Game: 8-26 30.8%	Rebounds
FT % 1st Half: 3-4 75.0%	2nd half: 6-8 75.0%	Game: 9-12 75.0%	3

Officials: Mark Whitehead, Gregory Nixon, Dwayne Gladden  
 Technical fouls: Marquette-None. University of Miami-None.  
 Attendance: 19731

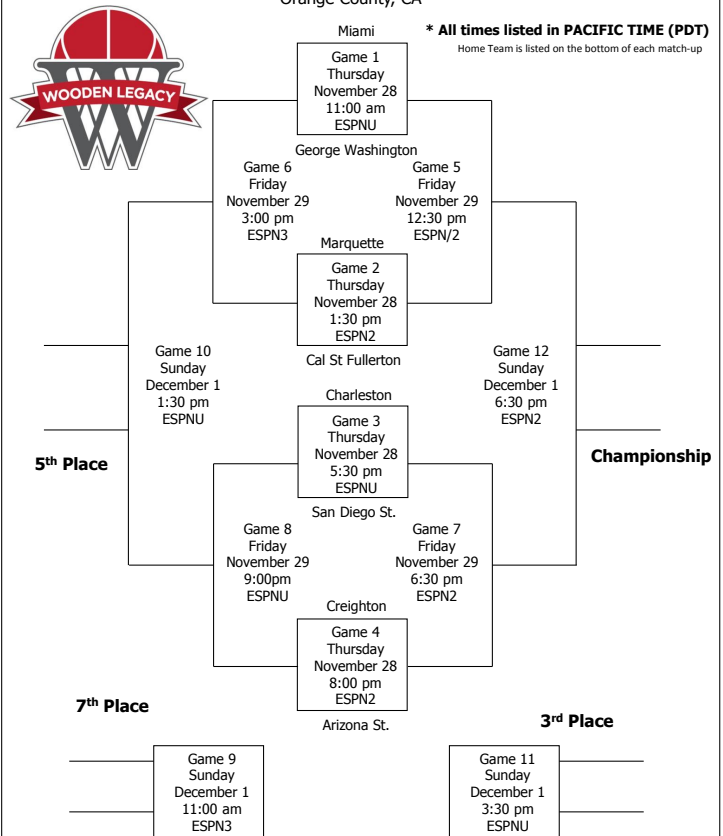
Score by periods	1st	2nd	Total
Marquette	29	42	71
University of Miami	16	45	61

Last FG - MU 2nd-03:32, UM 2nd-00:02.  
 Largest lead - MU by 22 2nd-02:16, UM by 2 1st-18:35.

	Points	In Paint	Off T/O	2nd Chance	Fast Break	Bench
MU	40	8	11	10	30	
UM	24	15	13	5	11	

Score tied - 2 times.  
 Lead changed - 1 time.

**Wooden Legacy**  
 Hosted by the Big West Conference  
 November 28 & 29, 2013 • Cal State Fullerton  
 December 1, 2013 • Honda Center  
 Orange County, CA



Non-Bracketed Game: Miami at College of Charleston (Nov. 18) & Marquette at Arizona St (Nov. 25)

**THE LAST TIME A ...****Player Scored 30 Points**

Miami Durand Scott (32), vs. NC State, 3/16/13

Opponent Ryan Kelly (36), at Duke, 3/2/13

**Player Scored 35 Points**

Miami Jack McClinton (35) vs. North Carolina, 3/15/09

Opponent Ryan Kelly (36), at Duke, 3/2/13

**Player Scored 40 Points**

Miami Darius Rice (43) vs. Connecticut, 1/20/03

Opponent Sean Singletary (41), Virginia, 3/1/08

**Two Players Scored 20 Points**

Miami Shane Larkin (28), Trey McKinney Jones (20) vs. North Carolina, 3/17/13

Opponent Omari Grier (27), Raymond Taylor (20) FAU, 12/17/11

**Three Players Scored 20 Points**

Miami Dwayne Collins (23), Brian Asbury (21), Jack McClinton (20) vs. Virginia Tech, 1/25/09

Opponent Travis Mays (40), Alvin Heggs (22), Lance Blanks (21), Texas, 2/22/89

**Five Players Scored in Double Figures**

Miami James Kelly (17), Donnavan Kirk (15), Rion Brown (13), Manu Lecomte (12), Davon Reed (11), Garrius Adams (10) vs. Texas Southern, 11/14/13

Opponent Jon Scheyer (27), DeMarcus Nelson (19), Kyle Singler (12), Greg Paulus (12), Lance Thomas (10) Duke, 2/20/08

**Six Players Scored in Double Figures**

Miami James Kelly (17), Donnavan Kirk (15), Rion Brown (13), Manu Lecomte (12), Davon Reed (11), Garrius Adams (10) vs. Texas Southern, 11/14/13

**Player Grabbed 15 Rebounds**

Miami Reggie Johnson (20) vs. Florida Atlantic, 3/16/11

Opponent Gani Lawal (18), Georgia Tech, 2/10/10

**Two Players Grabbed 10 Rebounds**

Miami Kenny Kadji (12) and Reggie Johnson (11) vs. Stetson, 11/9/12

Opponent Marcus Ginyard (12), John Henson (12), North Carolina, 3/2/10

**Three Players Grabbed 10 Rebounds**

Miami Mark Richardson (11), Eric Brown (10), Joe Wylie (10) vs. FIU, 3/6/89

Opponent Matt Harpring (12), Dion Glover (10), Michael Maddox (10), Georgia Tech, 12/2/7/97

**Player Had 10 Assists**

Miami Durand Scott (10) vs. North Carolina Central, 11/14/09

Opponent Kendall Marshall (10), North Carolina, 3/11/11

**Player Had 10 Blocks**

Miami Anthony King (10) vs. Florida Atlantic, 11/29/04

Opponent Jarvis Varnado (10), Mississippi State, 12/13/07

**Player Had a Double-Double**

Miami Rion Brown (13 pts, 11 rebs) vs. Texas Southern, 11/14/13

Opponent Tristan Spurlock (10 pts, 10 rebs), UCF, 11/21/13

**Player Had a Triple-Double**

Miami Anthony King (11 pts, 10 reb, 13 blks) vs. Florida Atlantic, 11/29/04

Opponent Brendan Haywood (18 pts, 14 reb, 10 blks), North Carolina, 12/4/00

**Two Players Had Double-Doubles**

Miami Reggie Johnson (22 pts, 11 rebs) &amp; Kenny Kadji (12 pts, 12 rebs), vs. Stetson, 11/9/12

Opponent Hasheem Thabeet (19 pts, 14 reb), A.J. Price (13 pts, 11 reb), Connecticut, 11/23/08

**Team Scored 100 Points**

Miami 108 vs. Nova Southeastern, 11/16/09

Opponent 105, North Carolina, 1/31/07

**Team Scored 50 Points in a Half**

Miami 51, (2nd half) at Hawaii, 12/22/12

Opponent 51 (2nd half), UCF, 12/18/10

**Team Shot 50 Percent in Both Halves**

Miami .516 (16-31) / .500 (10-20) at Charleston, 11/18/13

Opponent .538 (14-26) / .500 (16-32) vs. Georgia Tech, 3/6/13

**Team Shot 60 Percent in a Half**

Miami .739 (17-23), first half, at Florida State, 2/13/13

Opponent .652 (15-23), second half, Marquette, 3/28/13

**Team Shot 70 Percent in a Half**

.739 (17-23), first half at Florida State, 2/13/13

**Team Shot 60 Percent in a Game**

Miami .638 (30-47), at Florida State, 2/13/13

Opponent .622 (23-37), Clemson, 12/21/08

**Team Shot Less Than 30 Percent in a Game**

Miami .291 (16-55), FGCU, 11/13/12

Opponent .297 (22-74), Duke, 1/23/13



Miami 84, Florida Tech 55 Exhibition
10-30-13 BankUnited Center

Florida Tech 0-0 Totals 24 69 3 22 4 7 12 21 33 19 55 15 12 3 5 200
TOTAL FG% 1st Half: 8-35 22.9% 2nd Half: 16-34 47.1%
3-Pt. FG% 1st Half: 1-11 9.1% 2nd Half: 2-11 18.2%
F Throw % 1st Half: 1-1 100% 2nd Half: 3-5 60.0%

Miami 0-0 Totals 29 63 11 26 15 26 13 34 14 12 6 7 200
TOTAL FG% 1st Half: 13-30 43.3% 2nd Half: 13-30 43.3%
3-Pt. FG% 1st Half: 7-16 43.8% 2nd Half: 4-10 40.0%
F Throw % 1st Half: 7-14 50.0% 2nd Half: 8-12 66.7%

Officials: Jacyn Goble, JB Caldwell, Alan Spahnour
Technical fouls: Florida Tech-None. University of Miami-None.
Attendance: 4848

Score by Periods 1st 2nd Total
Florida Tech 18 37 55
Miami 40 44 84

Points in the paint-FITM 30,UM 30. Points off turnovers-FITM 12,UM 15.
2nd chance points-FITM 6,UM 25. Fast break points-FITM 14,UM 17.
Bench points-FITM 16,UM 30. Score tied-0 times. Lead changed-0 times.
Last FG-FITM 2nd-00:44, UM 2nd-00:11.
Largest lead-FITM None, UM by 29 2nd-00:11.

St. Francis Brooklyn 66, Miami 62 (OT) Game 1
11-08-13 BankUnited Center

St. Francis Brooklyn 1-0 Totals 22 60 7 24 15 23 45 27 66 11 17 4 6 225
TOTAL FG% 1st Half: 10-34 29.4% 2nd Half: 9-22 40.9%
3-Pt. FG% 1st Half: 6-16 37.5% 2nd Half: 1-8 12.5%
F Throw % 1st Half: 1-4 25.0% 2nd Half: 10-15 66.7%

Miami 0-1 Totals 19 61 0 15 24 31 15 28 62 5 13 3 7 225
TOTAL FG% 1st Half: 8-29 27.6% 2nd Half: 8-23 34.8%
3-Pt. FG% 1st Half: 0-5 0.0% 2nd Half: 0-6 0.0%
F Throw % 1st Half: 10-13 76.9% 2nd Half: 14-18 77.8%

Officials: Brian Dorsey, Bernard Clinton, Louie Andrakakos
Technical fouls: St. Francis Brooklyn-None. University of Miami-None.
Attendance: 6060

Score by Periods 1st 2nd OT Total
St. Francis Brooklyn 27 29 10 66
University of Miami 26 30 6 62

Points in the paint-SFBK 26,UM 30. Points off turnovers-SFBK 15,UM 16.
2nd chance points-SFBK 13,UM 11. Fast break points-SFBK 3,UM 4.
Bench points-SFBK 33,UM 5. Score tied-7 times. Lead changed-7 times.
Last FG-SFBK OT-01:02, UM OT-00:20.
Largest lead-SFBK by 7 2nd-14:35, UM by 7 1st-05:53.

Miami 81, Ga. Southern 80 (OT) Game 2
11-11-13 BankUnited Center

Georgia Southern 1-1 Totals 27 57 10 26 16 16 10 22 32 24 80 11 2 2 225
TOTAL FG% 1st Half: 10-24 41.7% 2nd Half: 13-27 48.1%
3-Pt. FG% 1st Half: 5-12 41.7% 2nd Half: 4-12 33.3%
F Throw % 1st Half: 7-7 100% 2nd Half: 5-5 100%

Miami 1-1 Totals 25 64 6 21 25 29 16 20 36 17 81 12 7 5 8 226
TOTAL FG% 1st Half: 8-27 29.6% 2nd Half: 13-32 40.6%
3-Pt. FG% 1st Half: 3-11 27.3% 2nd Half: 2-9 22.2%
F Throw % 1st Half: 16-18 88.9% 2nd Half: 4-6 66.7%

Officials: Ray Natili, Tim Nestor, JB Caldwell
Technical fouls: Georgia Southern-None. University of Miami-None.
Attendance: 4654

Score by Periods 1st 2nd OT Total
Georgia Southern 32 35 13 80
University of Miami 35 32 14 81

Points in the paint-GASO 24,UM 30. Points off turnovers-GASO 12,UM 14.
2nd chance points-GASO 6,UM 20. Fast break points-GASO 4,UM 2.
Bench points-GASO 14,UM 23. Score tied-8 times. Lead changed-8 times.
Last FG-GASO OT-01:34, UM OT-00:57.
Largest lead-GASO by 9 1st-10:59, UM by 10 2nd-08:52.

Miami 84, Texas Southern 69 Game 3
11-14-13 BankUnited Center

Texas Southern 2-1 Totals 23 54 11 22 12 17 9 22 31 11 69 13 16 2 3 200
TOTAL FG% 1st Half: 11-30 36.7% 2nd Half: 12-24 50.0%
3-Pt. FG% 1st Half: 7-17 41.2% 2nd Half: 4-5 80.0%
F Throw % 1st Half: 3-6 50.0% 2nd Half: 9-11 81.8%

Miami 2-1 Totals 35 69 10 20 4 6 15 26 41 14 84 21 9 4 12 200
TOTAL FG% 1st Half: 18-36 50.0% 2nd Half: 17-33 51.5%
3-Pt. FG% 1st Half: 8-13 61.5% 2nd Half: 2-7 28.6%
F Throw % 1st Half: 0-0 0.0% 2nd Half: 4-6 66.7%

Officials: Karl Hess, Michael Roberts, Ray Perone
Technical fouls: Texas Southern-None. University of Miami-None.
Attendance: 4728

Score by Periods 1st 2nd Total
Texas Southern 32 37 69
University of Miami 44 40 84

Points in the paint-TSU 22,UM 38. Points off turnovers-TSU 13,UM 26.
2nd chance points-TSU 11,UM 15. Fast break points-TSU 2,UM 8.
Bench points-TSU 26,UM 30. Score tied-1 time. Lead changed-5 times.
Last FG-TSU 2nd-02:10, UM 2nd-02:25.
Largest lead-TSU by 12 1st-14:13, UM by 24 2nd-09:40.

Miami 70, College of Charleston 54 Game 4
11-18-13 TD Arena

Miami 3-1 Totals 26 51 7 11 11 12 20 30 20 70 13 9 5 4 200
TOTAL FG% 1st Half: 16-31 51.6% 2nd Half: 10-20 50.0%
3-Pt. FG% 1st Half: 6-9 66.7% 2nd Half: 1-2 50.0%
F Throw % 1st Half: 2-2 100% 2nd Half: 9-10 90.0%

Charleston 1-3 Totals 19 42 5 15 11 22 10 16 26 14 54 9 12 2 5 200
TOTAL FG% 1st Half: 9-16 56.3% 2nd Half: 10-26 38.5%
3-Pt. FG% 1st Half: 2-5 40.0% 2nd Half: 3-10 30.0%
F Throw % 1st Half: 5-11 45.5% 2nd Half: 6-11 54.5%

Officials: Roger Ayers, Tim Kelly, and Tony Greene
Technical fouls: University of Miami-None. College of Charleston-None.
Attendance: 4018

Score by Periods 1st 2nd Total
University of Miami 40 30 70
College of Charleston 25 29 54

Points in the paint-UM 30,COFC 24. Points off turnovers-UM 16,COFC 7.
2nd chance points-UM 10,COFC 8. Fast break points-UM 6,COFC 4.
Bench points-UM 9,COFC 9. Score tied-1 time. Lead changed-3 times.
Last FG-UM 2nd-02:36, COFC 2nd-03:08.
Largest lead-UM by 20 2nd-10:19, COFC by 5 1st-19:03.

UCF 63, Miami 58 Game 5
11-21-13 BankUnited Center

UCF 3-1 Totals 26 59 4 14 7 17 12 31 43 12 63 14 13 7 200
TOTAL FG% 1st Half: 11-28 39.3% 2nd Half: 15-31 48.4%
3-Pt. FG% 1st Half: 3-8 37.5% 2nd Half: 1-6 16.7%
F Throw % 1st Half: 3-5 60.0% 2nd Half: 4-12 33.3%

Miami 3-2 Totals 23 59 5 22 7 10 7 29 36 16 58 8 12 4 8 200
TOTAL FG% 1st Half: 10-29 34.5% 2nd Half: 13-30 43.3%
3-Pt. FG% 1st Half: 1-10 10.0% 2nd Half: 4-12 33.3%
F Throw % 1st Half: 0-1 0.0% 2nd Half: 7-9 77.8%

Officials: Karl Hess, Roger Ayers, Michael Roberts
Technical fouls: UCF-None. University of Miami-None.
Attendance: 4895

Score by Periods 1st 2nd Total
UCF 28 35 63
University of Miami 21 37 58

Points in the paint-UCF 36,UM 32. Points off turnovers-UCF 12,UM 10.
2nd chance points-UCF 7,UM 7. Fast break points-UCF 8,UM 10.
Bench points-UCF 6,UM 19. Score tied-0 times. Lead changed-6 times.
Last FG-UCF 2nd-00:22, UM 2nd-00:54.
Largest lead-UCF by 11 2nd-18:09, UM by 5 1st-16:36.



# HEAD COACH JIM LARRAÑAGA

Third Season | Providence, 1971

Hometown: The Bronx, N.Y. | Head Coach: American International, 1977-79 | Bowling Green, 1986-97 | George Mason, 1997-2011 | Miami, 2011-present

## LARRAÑAGA'S CAREER

### Head Coach

2011-pres. Miami  
1997-2011 George Mason  
1986-97 Bowling Green  
1977-79 American International

### Assistant

1979-86 Virginia  
1971-76 Davidson

### Player / Coach

1977 Geronemo Basketball Club (Belgium)

## EDUCATION

Providence College, 1971, B.A. Economics  
Archbishop Malloy High School, 1967

## NCAA APPEARANCES

1999 - George Mason  
2001 - George Mason  
2006 - George Mason (Final Four)  
2008 - George Mason  
2011 - George Mason  
2013 - Miami (Sweet 16)

## NIT APPEARANCES

1990 - Bowling Green  
1991 - Bowling Green  
1997 - Bowling Green  
2002 - George Mason  
2004 - George Mason  
2009 - George Mason  
2012 - Miami

## PLAYING CAREER

Geronemo Basketball Club (Belgium) 1976-77  
Providence College, 1967-71  
Archbishop Molloy, 1963-67

## MISCELLANEOUS

AP, Naismith, Henry Iba Coach of the Year, 2013  
ACC Coach of the Year, 2013  
Clair Bee Coach of the Year, 2006  
CAA Coach of the Year, 2011, 1999

## PERSONAL

Born: Oct. 2, 1949 Hometown: Bronx, N.Y.  
Wife: Liz Sons: Jay and Jon

Jim Larrañaga was named the 12th head coach of the University of Miami men's basketball program on April 22, 2011.

After leading UM to the 2013 NCAA Sweet 16, and winning the school's first ACC regular season and tournament championships, Larrañaga was honored as the AP, Naismith, USBWA Henry Iba and ACC Coach of the Year. The Bronx native helped Miami to a No. 2 national ranking by both the AP and USA TODAY, and a No. 2 seed in the NCAA tournament. He is the 10th coach in the last 10 years to lead two top-10 programs, as Miami was No. 2 on Feb. 18, 2013, and George Mason was No. 8 in the final Top 25 poll in 2006.

Larrañaga, who earned his 500th win during the season, directed the Canes to a 27-point win over No. 1 Duke and three other 20+ point wins over ACC opponents this season, including North Carolina (+26), Florida State (+24) and Boston College (+22). UM's 29 overall and 15 ACC wins in 2012-13 were program-bests, as was the 14-game winning streak and 13-0 start in conference play. Other program firsts include defeating all three teams in the North Carolina Triangle in the same season, beating a trio of teams in the Top 20 since joining the ACC and hosting five home sellouts at the BankUnited Center.

Individually, Coach L saw Shane Larkin earn the ACC Player of the Year and Lute Olson National Player of the Year awards, as well as All-American status and finalist nods for the Bob Cousy, John Wooden and James Naismith player of the year honors before declaring early for the 2013 NBA Draft. Larkin was also the ACC Tournament MVP, on the ACC Defensive team and a defensive All-American. Durand Scott was the ACC Defensive Player of the Year, three players - Larkin, Scott and Kenny Kadji - were listed on all-conference teams and four were on the ACC All-Tournament Team - Larkin, Scott, Julian Gamble and Trey McKinney Jones. All six seniors on the Sweet 16 team earned academic degrees from the University of Miami and one player was listed on the All-ACC Academic Team.

Larrañaga came to Miami after serving as the head coach at George Mason for 14 seasons. He guided that program to five NCAA Tournament appearances (2011, 2008, 2006, 2001, 1999) - including an unprecedented run to the 2006 Final Four that captured the nation's attention, defeating Michigan State, North Carolina, Wichita State and UConn along the way. Following that run, he was selected the 2006 Clair Bee Coach of the Year.

Larrañaga came to Miami after serving as the head coach at George Mason for 14 seasons. He guided that program to five NCAA Tournament appearances (1999, 2001, 2006, 2008, 2011) - including an unprecedented run to the 2006 Final Four that captured the nation's attention, defeating Michigan State, North Carolina, Wichita State and UConn along the way. Following that run, he was selected the 2006 Clair Bee Coach of the Year.

## LARRAÑAGA'S CAREER RECORDS

School	Years	Overall	Conference
American International	1977-1979	27-26	none
Bowling Green	1986-1997	170-144	101-85
George Mason	1997-2011	273-164	165-79
Miami	2011-pres.	52-22	24-10
<b>Overall</b>	<b>29</b>	<b>522-356</b>	<b>290-174</b>

## COACH JIM LARRAÑAGA AT A GLANCE

2013 AP Coach of the Year  
2006 Clair Bee Coach of the Year  
2013 ACC Coach of the Year  
2013 NABC All-District II Coach  
2001 & 1999 CAA Coach of the Year  
1999 CAA Coach of the Year  
1997 MAC Coach of the Year  
Eight 20-win seasons

2013 Naismith Coach of the Year  
2013 Henry Iba Coach of the Year  
2013 USBWA District IV Coach of the Year  
Six NCAA tournament appearances  
2013, 2011, 2008, 2006, 2001, 1999  
Seven postseason NIT appearances  
2012, '09, '04, '02, '97, '91, '90

Coached Shane Larkin - ACC Player of the Year, ACC Tournament MVP, USBWA All-District, Sporting News All-American, finalist for Cousy, Naismith & Wooden awards, All-ACC First Team and All-ACC Defensive Team  
Coached Durand Scott - ACC Defensive Player of the Year, ACC Tournament First Team, All-ACC Third Team

Coached George Evans, who was a three-time CAA Player of the Year, the CAA Rookie of the Year, a three-time CAA Defensive Player of the Year and on the CAA All-Defensive Team three times.

Six All-Atlantic Coast Conference selections  
Four ACC All-Tournament team selections  
Three coaches and two media ACC All-Defensive Team selections

28 All-Colonial Athletic Conference selections  
Three AP All-America players

Nine CAA All-Defensive Team selections

Eight CAA All-Rookie Team selections

Three Dean Ehlers Award winners - given to the CAA player who best meets the criteria of academic achievement, leadership and community service.

12 All-MAC Conference selections

Coached Antonio Daniels - MAC Player of the Year and MAC Freshman of the Year

Two MAC Freshman of the Year selections

Four MAC All-Freshman Team selections

## LARRAÑAGA YEAR-BY-YEAR

Year	School	Overall		Conference		Post-Season
		W-L	W-L	Finish		
1977-78	American International	14-13				
1978-79	American International	13-13				
1986-87	Bowling Green	15-14	10-6	3		
1987-88	Bowling Green	12-16	7-9	t-5		
1988-89	Bowling Green	13-15	6-10	t-6		
1989-90	Bowling Green	18-11	9-7	t-3		NIT 0-1
1990-91	Bowling Green	17-13	9-7	t-4		NIT 0-1
1991-92	Bowling Green	14-15	8-8	5		
1992-93	Bowling Green	11-16	8-10	t-6		
1993-94	Bowling Green	18-10	12-6	t-2		
1994-95	Bowling Green	16-11	10-8	t-5		
1995-96	Bowling Green	14-13	9-9	t-6		
1996-97	Bowling Green	22-10	13-5	t-1		NIT 0-1
1997-98	George Mason	9-18	6-10	6		
1998-99	George Mason	19-11	13-3	1		NCAA 0-1
1999-00	George Mason	19-11	12-4	t-1		
2000-01	George Mason	18-12	11-5	3		NCAA 0-1
2001-02	George Mason	19-10	13-5	2		NIT 0-1
2002-03	George Mason	16-12	11-7	4		
2003-04	George Mason	23-10	12-6	3		NIT 2-1
2004-05	George Mason	16-13	10-8	6		
2005-06	George Mason	27-8	15-3	t-1		NCAA 4-1
2006-07	George Mason	18-15	9-9	5		
2007-08	George Mason	23-11	12-6	2		NCAA 0-1
2008-09	George Mason	22-11	13-5	2		NIT 0-1
2009-10	George Mason	17-15	12-6	4		CIT 0-1
2010-11	George Mason	27-7	16-2	1		NCAA 1-1
2011-12	Miami	20-13	9-7	t-4		NIT 1-1
2012-13	Miami	29-7	15-3	1		NCAA 2-1
2013-14	Miami	3-2				
	<b>Overall</b>	<b>522-356</b>	<b>290-174</b>	<b>10-14</b>		

Larrañaga built the GMU Patriots' program into a perennial contender in the highly-regarded Colonial Athletic Association, winning more games than any other coach in program and conference history (273) en route to three conference titles (1999, 2001, 2008). A two-time CAA Coach of the Year honoree, Larrañaga earned the accolade in 2011, leading the Patriots to a 27-7 overall record and 16-2 conference mark en route to the CAA regular-season title and their fifth NCAA Tournament appearance under his leadership. Seeded a program-best eighth in the NCAA Tournament, George Mason rallied from a double-digit deficit to defeat ninth-seeded Villanova, 61-57, before falling to overall No. 1 seed Ohio State in the third round. In 2006, Larrañaga became the first coach at a mid-major school to take his team to the Final Four in 27 years and earned an at-large berth for a CAA team for the first time in 20 years. Along the way, he led Mason to a school record in wins, the school's first national ranking, George Mason's first appearance in the Top 10 and the school's first wins over Top 10 teams.

With 29 years of head coaching experience, the native of Bronx, N.Y., previously served as the head coach at Bowling Green for 11 seasons (1986-1997) and at Division II American International for two seasons (1977-79). His first coaching opportunity came at Davidson College, where he served as an assistant coach to Terry Holland. Davidson captured three Southern Conference regular-season championships and an NIT berth in his five years there, and he compiled a 47-12 record doubling as the freshman team coach. In 1976, he left Davidson and spent one season as player-coach for the Geronemo Basketball Club in Belgium. A 1971 graduate of Providence College with a degree in economics, Larrañaga was a four-year letterman for the Friars. As the team captain in his senior season, he led Providence to a 20-8 record and an NIT appearance. He graduated as the school's fifth all-time leading scorer with 1,258 points and was selected in the sixth round of the draft by the Detroit Pistons of the National Basketball Association. He was the team's top scorer as a sophomore and junior and was named New England's Division I Sophomore of the Year in 1969. He was inducted into the Providence College Hall of Fame in 1991.

Larrañaga, 64, and his wife, Liz, have two sons - Jay, who played for his father at Bowling Green and is an assistant coach with the Boston Celtics, and Jon, who was a member of his father's George Mason teams from 1999-2003 - and four grandchildren.



# GARRIUS ADAMS #25

Graduate | Guard | 6-6 | 200

Apex, N.C. | Middle Creek

**As a Senior (2012-13):** Medical hardship waiver after knee surgery.

**As a Junior (2011-12):** In 19 games, averaged 4.5 points, 2.1 rebounds, 0.9 assists and 0.6 steals in 16.9 minutes per game ... Shot 39.7 percent from field, 34.0 from distance and 55.0 at the line ... Started first six games of season ... Sat out 14 games in January and February with knee injury. Had surgery on Jan. 19 and returned to court Feb. 18 ... Posted 2.4 points, 0.6 rebounds in five ACC games ... Scored 6.5 ppg in two NIT games, playing 25.5 mpp ... Led (or tied) for team game highs in steals four times and in scoring, rebounding, assists and blocks once apiece ... Season highs include 15 points at West Virginia, eight rebounds vs. Tennessee Tech, three assists vs. Valparaiso, trio of steals at Ole Miss, four three-pointers made at West Virginia and 32 minutes at West Virginia and against Florida Gulf Coast.

**As a Sophomore (2010-11):** Played in all 36 games, with 24 starts - including stretch of 15 straight during ACC play (1/15-3/6) ... Averaged 7.3 points, 3.7 rebounds, 1.8 assists and 1.0 steal in 28.2 minutes per game ... Played at least 20 minutes in 33-of-36 games this season, with 1,014 minutes on hardwood, ranking 17th in program history ... Scored in double-figures 12 times, including seven times versus ACC opponents ... Grabbed five-plus boards 11 times, including season-high nine in overtime win against Virginia (2/5).

**As a Freshman (2009-10):** Averaged 3.8 points and 2.1 rebounds per game, playing in 32 games as true freshman -- tying Reggie Johnson for second-most appearances among UM freshmen in 2009-10 ... Started seven-straight games in ACC play -- also second most among UM freshmen, posting 3.9 points and 1.7 boards per outing versus conference opponents ... Knocked down three-pointer in seven of last 12 games ... Scored in double figures twice, including season- and game-high 13 points at Wake Forest (2/2) on season-best 4-of-8 shooting from field -- including season-best 3-for-5 from beyond the -- with three rebounds and steal.

**High School:** Ranked among the top 20 shooting guards by ESPN and among top 30 by Scout ... Averaged 21.8 points per game as a senior en route to setting Middle Creek High School scoring record in career points ... In 2009, named to N.C. Basketball Coaches Association District 5 All-District first team and *NCPreps.com* All-State Boys Basketball Team ... Competed in North Carolina/South Carolina All-Star Classic ... As a junior, averaged 18.2 points and 7.8 rebounds per game en route to NCHSAA 4-A All-State honors ... Coached by David Kushner ... Averaged 20.1 points per game with AAU team -- Garner Road, and was named to all-tournament team at Bob Gibbons Tournament of Champions in May 2008 ... Also recruited by Wake Forest, NC State, Virginia Tech and South Carolina.

**Personal:** First name is pronounced GARY-us ... Born Nov. 15, 1990 ... Son of Valerie and Gary Adams ... Brother to Deion, Ashley and Destiny ... Graduated in June 2013 with a degree in sports administration and a minor in sociology ... Currently seeking a second major in sociology ... Aspirations of becoming general manager of NBA team ... Off the court, enjoys music.

2009-10		
Opposition	P	R A
NC Central	3	4 0
Nova Southeastern	10	2 0
Tulane	4	2 1
UNC Wilmington	0	0 0
South Carolina	3	2 0
FGCU	6	3 2
USC Upstate	1	3 1
Minnesota	2	1 1
at Boston College	4	1 1
SC State	5	4 1
at Seton Hall	4	5 0
FAU	9	2 1
NC A&T	1	8 1
Bethune-Cookman	6	2 0
at Pepperdine	5	1 2
Wake Forest	0	1 0
at Virginia Tech	6	2 1
at Virginia	0	1 0
Boston College	2	2 3
at Maryland	4	1 1
Virginia Tech	3	1 0
at Wake Forest	13	3 0
at Florida St.	5	3 1
Georgia Tech	6	3 0
at Clemson	5	2 2
Duke	2	2 0
Virginia	3	3 0
NC State	9	1 0
at North Carolina	0	1 0
Florida St.	0	2 0
Wake Forest	0	0 0
Duke	0	0 0

2010-11		
Opposition	P	R A
Jacksonville	3	1 3
at Memphis	5	7 0
N.C. Central	10	3 2
at Rutgers	0	0 0
McNeese St.	11	4 6
at FGCU	13	5 1
Ole Miss	6	3 2
West Virginia	9	3 2
Seton Hall	4	2 5
UCF	7	5 0
Oral Roberts	10	2 0
Rice	9	4 3
Akron	4	1 1
Pepperdine	6	0 2
at Duke	0	3 0
at Clemson	14	5 3
BC	12	2 2
Florida St.	2	8 2
at NC State	2	2 2
UNC	12	3 1
at Virginia Tech	11	2 1
Georgia Tech	11	3 1
Virginia	8	9 2
at Wake Forest	8	4 1
Duke	9	6 2
at UNC	16	4 2
Clemson	4	5 3
at BC	12	6 4
at Florida St.	7	8 3
Maryland	4	4 3
at Georgia Tech	7	1 1
Virginia	10	5 2
UNC	0	3 1
FAU	4	2 1
Missouri St.	8	3 1
at Alabama	4	4 1

2011-12		
Opposition	P	R A
Tennessee Tech	3	8 0
Rutgers	9	3 2
UNF	14	5 2
FGCU	7	4 1
at Ole Miss	4	7 1
at Purdue	2	1 1
Memphis	0	0 0
at West Virginia	15	3 2
Appalachian St.	3	1 1
UNCG	0	1 1
Wake Forest	6	2 1
at Maryland	0	0 0
Florida State	1	0 0
at NC State	5	1 0
Boston College	0	0 1
at Georgia Tech	0	0 0
vs. Florida State	3	1 1
Valparaiso	8	2 3
Minnesota	5	1 0

**Adams Season / Career Highs**


<b>Points</b>
Season: 20, vs. UCF, 11/21/13
Career: 20, vs. UCF, 11/21/13
ACC: 14 at Clemson, 1/8/11
<b>Rebounds</b>
Season: 8, vs. UCF, 11/21/13
Career: 9, vs. Virginia 2/5/11
ACC: 9, vs. Virginia 2/5/11
<b>Assists</b>
Season: 3, vs. St. Francis, 11/8/13
Career: 6, vs. McNeese State 11/24/10
ACC: 4, at Boston College, 2/23/11
<b>Steals</b>
Season: 5, vs. Ga. Southern, 11/11/13
Career: 5, vs. Ga. Southern, 11/11/13
ACC: 3, vs. Boston College, 1/15/11
<b>Blocked Shots</b>
Season: 1, vs. Ga. Southern, 11/11/13
Career: 2, (2x) last vs. Boston College 1/19/10
ACC: 2, vs. Boston College 1/19/10
<b>Field Goals</b>
Season: 7, vs. UCF, 11/21/13
Career: 7, vs. UCF, 11/21/13
ACC: 5, (3x) last vs. Georgia Tech 2/3/11
<b>Field Goal Attempts</b>
Season: 18, vs. St. Francis, 11/8/13
Career: 18, vs. St. Francis, 11/8/13
ACC: 9, (4x) last at Florida State 2/26/11
<b>Free Throws</b>
Season: 7 (2x), vs. Ga. Southern, 11/11/13
Career: 7 (3x) last vs. Ga. Southern, 11/11/13
ACC: 4, (2x) last vs. Virginia 2/5/11
<b>Free Throw Attempts</b>
Season: 10, vs. Ga. Southern, 11/11/13
Career: 12, vs. UCF 12/18/10
ACC: 4 (3x) last at Wake Forest 2/9/11
<b>3-Point Field Goals</b>
Season: 1 (2x) last vs. UCF, 11/21/13
Career: 4 (2x) last at West Virginia 12/10/11
ACC: 4, at Clemson 1/8/11
<b>3-Point Field Goal Attempts</b>
Season: 8, vs. St. Francis, 11/8/13
Career: 8, vs. St. Francis, 11/8/13
ACC: 7 (2x), last at Virginia Tech 1/30/11
<b>Foul Disqualifications</b>
Season: 1, at Charleston, 11/18/13
Career: 1 (2x) last at Charleston, 11/18/13
ACC: --
<b>Minutes</b>
Season: 42, vs. Ga. Southern, 11/11/13
Career: 42, vs. Ga. Southern, 11/11/13
ACC: 40, vs. Virginia, 2/5/11

**ADAMS CAREER STATISTICS**

Season	GP	GS	Min.	Avg.	3-Point			Free Throws			Rebounds				Scoring										
					FG	FGA	Pct.	FT	FTA	Pct.	Off.	Def.	Tot.	Avg.	PF	FO	Ast.	TO	Blk	Stl	Pts.	Avg.			
2009-10	32	7	540	16.9	38	118	.322	26	89	.292	19	29	.655	19	47	66	2.1	20	0	19	25	6	23	121	3.8
2010-11	36	24	1014	28.2	88	227	.388	35	114	.307	51	75	.680	37	95	132	3.7	68	0	66	60	6	37	262	7.3
2011-12	19	6	319	16.8	29	73	.397	16	47	.340	11	20	.550	11	29	40	2.1	21	1	17	14	2	11	85	4.5
2012-13	Medical Redshirt																								
2013-14	5	5	167	33.4	19	53	.358	3	22	.136	20	27	.741	3	19	22	4.4	13	1	9	11	1	13	61	12.2
TOTAL	92	42	2040	22.2	174	471	.369	80	272	.294	101	151	.669	70	190	260	2.8	122	2	111	110	15	84	529	5.8

**ADAMS 2013-14**

Opponent	Date	GS	TOTAL		3-PTS	FREE THROWS	REBOUNDS	PF	FO	A	TO	Blk	Stl	Pts	Avg										
			Min	FG												FGA	Pct	3FG	FGA	Pct	FT	FTA	Pct	Off	Def
SFB	11-08-13	*	40	4	18	.222	0	8	.000	7	9	.778	1	2	3	3.0	2	0	3	1	0	3	15	15.0	
GA. SOUTHERN	11-11-13	*	42	2	8	.250	0	4	.000	7	10	.700	0	4	4	3.5	2	0	2	3	1	5	11	13.0	
TEXAS SOUTHERN	11-14-13	*	26	4	10	.400	1	4	.250	1	2	.500	1	4	5	4.0	1	0	2	1	0	3	10	12.0	
at Charleston	11-18-13	*	23	2	5	.400	1	3	.333	0	0	.000	0	2	2	3.5	5	1	2	0	0	0	5	10.3	
UCF	11-21-13	*	36	7	12	.583	1	3	.333	5	6	.833	1	7	8	4.4	3	0	0	6	0	2	20	12.2	
Totals			5	167	19	53	.358	3	22	.136	20	27	.741	3	19	22	4.4	13	1	9	11	1	13	61	12.2



# RAPHAEL AKPEJIORI #4

Senior | Forward | 6-9 | 241

Lagos, Nigeria | Sunrise Christian Academy (Kan.)

### 2013 All-ACC Academic Team ACC Academic Honor Roll

**As a Junior (2012-13):** ACC Academic Honor Roll ... Averaged 4.0 minutes in two NCAA tournament games, grabbing two rebounds ... In 10 ACC games, recorded six points and six rebounds in 48 minutes ... Season highs: 4 points at Boston College; 4 rebounds twice – vs. Maryland and at Georgia Tech; 1 assist vs. Florida State; 1 steal three times; 2 blocked shots vs. Charlotte; 13 minutes at Georgia Tech.

**As a Sophomore (2011-12):** Season highs include seven points vs. Tennessee Tech, seven rebounds at Purdue, four blocked shots vs. UNF, 22 minutes vs. UNF ... Averaged 1.6 points, 1.5 rebounds, 0.5 blocks in 22 games played ... Shot 48.1 percent from the field and 58.8 percent at the line ... In ACC play, recorded 1.0 ppg and 1.0 rpg in eight games ... Averaged 3.1 points and 2.6 rebounds in the first nine games of the season ... Led (or tied) for team game highs in blocked shots three times and in rebounds once ... Was perfect from the field in five games, including 3-of-3 against Tennessee Tech ... Notched five points, four rebounds and four blocks in 22 minutes against UNF... Book Buster (3.0 GPA)... Athletics Director Honor Roll (3.2 GPA)... Dean's List (3.5 GPA).

**As a Freshman (2010-11):** Saw action in 20 games as a true freshman, averaging 1.6 points and 1.6 rebounds in 4.9 minutes per game... Aggressive defensive player that excels at rebounding and shot blocking... Productive during his time on the hardwood, with his 12 blocks tying for third most on the squad... UM's second most active player on the glass, pulling down 18.5 percent of the rebounds when he's in the game - including 20.8 percent of the defensive boards... Hit both free throws at UNC Greensboro (2/15), converting five of his last six attempts from the charity stripe during the season.

**High School:** Kansas All-State Class 1-A Honorable Mention selection... Rated as the No. 64 power forward by ESPN... Helped his team finish with just two losses in 2009-10, with one of those to nationally-ranked power Providence School (Fla.) who won the 2-A FHSAA state title... Poured in a game-high 23 points (including three dunks) and 12 rebounds in a win over Liberal... Added another double-double with 14 points and 10 rebounds against Dodge City... Named to the Fantasy of Lights All-Tournament Team after helping his team to a championship game win over Mansfield Timberview... Sat out the 2008-09 season with an injury... Named to the Hawk Challenge All-Tournament Team following back-to-back double-digit scoring performances in the state of Florida... Played AAU basketball for Baltimore Elite... Played in the international game during the 2008 Jordan Brand Basketball Classic in New York City... Coached by Kyle Lindsted at Sunrise Christian.

**Personal:** Full name is Ethasor Raphael Akpejori ... Goes by Raphael ... First name is pronounced A- tha- saur ... Last name is pronounced AHK-peh-jour-ee ... Born Oct. 10, 1990 ... Son of Pius and Clara ... One brother, Eshemokha, and four sisters, Okhiaofe, Ilamosi, Ideoghena and Eboshogwe ... A standout in the classroom as well as on the court, majoring in mechanical engineering ... In August of 2013, averaged 9.2 points and 5.8 rebounds for Athletes in Action through five games played in Jamaica. Game high was 12 points against the Jamaican National Team, against former teammate Durand Scott ... Also recruited by Texas A&M, Colorado, USF and UCF.

### Akpejori Season / Career Highs

**Points**  
Season: 2, vs. Texas Southern, 11/14/13  
Career: 8, vs. NC Central 11/19/10  
ACC: 4 (2x) last at Boston College, 1/16/13

**Rebounds**  
Season: 1, vs. Texas Southern, 11/14/13  
Career: 7, at Purdue 11/29/11  
ACC: 4 (3x) last vs. Maryland, 1/13/13

**Assists**  
Season: --  
Career: 1 (3x), last vs. Florida State, 1/27/13  
ACC: 1, vs. Florida State, 1/27/13

**Steals**  
Season: --  
Career: 1 (8x), last vs. Florida State, 1/27/13  
ACC: 1 (5x), last vs. Florida State, 1/27/13

**Blocked Shots**  
Season: 1 (2x) last vs. UCF, 11/21/13  
Career: 4 (2x), last vs. UNF 11/19/11  
ACC: 2, vs. Florida State, 1/19/11

**Field Goals**  
Season: 1, vs. Texas Southern, 11/14/13  
Career: 3 (2x) last vs. Tennessee Tech 11/11/11  
ACC: 2 (2x) last at Boston College, 1/16/13

**Field Goal Attempts**  
Season: 1 (2x) last vs. UCF, 11/21/13  
Career: 4, UNF 11/19/11  
ACC: 3 (3x) last at Boston College, 1/16/13

**Free Throws**  
Season: --  
Career: 4, at Rutgers 11/21/10  
ACC: 2, vs. Florida State, 1/19/11

**Free Throw Attempts**  
Season: --  
Career: 4 (4x), last vs. Memphis 12/06/11  
ACC: 3, at Duke, 1/2/11

**3-Point Field Goals**  
Season: --  
Career: --  
ACC: --

**3-Point Field Goal Attempts**  
Season: --  
Career: --  
ACC: --

**Foul Disqualifications**  
Season: --  
Career: --

**Minutes**  
Season: 5, vs. St. Francis, 11/8/13  
Career: 22, vs. UNF 11/19/11  
ACC: 13, at Georgia Tech, 1/5/13

2010-11				2011-12				2012-13			
Opposition	P	R	A	Opposition	P	R	A	Opposition	P	R	A
Jacksonville	0	1	0	Tennessee Tech	7	3	0	Charlotte	2	0	0
at Memphis	2	1	0	Rutgers	3	1	1	at UCF	0	0	1
N.C. Central	8	5	0	UNF	5	4	0	at Hawai'i	0	0	2
at Rutgers	4	2	0	FGCU	0	0	0	vs. Arizona	1	0	1
McNeese St.	2	4	0	at Ole Miss	0	1	0	vs. Indiana State	2	0	3
at FGCU	1	2	0	at Purdue	2	7	1	La Salle	0	0	0
West Virginia	0	0	0	UMass	6	3	0	at Georgia Tech	2	0	4
Stetson	2	0	0	Memphis	2	2	0	at North Carolina	0	0	0
UCF	1	1	0	at West Virginia	3	2	0	Maryland	0	0	4
Oral Roberts	2	4	0	at Charlotte	0	0	0	at Boston College	4	0	2
Rice	0	2	0	Appalachian St.	0	0	0	Duke	0	0	1
Pepperdine	3	2	0	at North Carolina	2	1	0	Florida State	1	0	0
at Duke	1	3	0	at Boston College	2	0	0	Boston College	0	0	0
at Clemson	0	0	0	Maryland	4	1	0	North Carolina	0	0	0
Florida St.	2	0	0	Virginia Tech	0	0	0	Virginia Tech	0	0	0
UNC	1	1	0	North Carolina	0	0	0	Clemson	0	0	0
at Virginia Tech	0	0	0	Wake Forest	0	0	0	vs. Pacific	0	0	2
at UNC	2	2	0	at Maryland	2	2	0	vs. Marquette	0	0	0
Maryland	0	0	0	Florida State	0	4	0				
at Alabama	0	1	0	at Georgia Tech	0	0	0				
				vs. Florida State	0	1	0				
				Minnesota	0	1	0				


### AKPEJIORI CAREER STATISTICS

Season	GP	GS	Min.	Avg.	3-Point			Free Throws			Rebounds				Scoring										
					FG	FGA	Pct.	FT	FTA	Pct.	Off.	Def.	Tot.	Avg.	PF	FO	Ast.	TO	Blk	Stl	Pts.	Avg.			
2010-11	20	0	98	4.9	5	10	.500	0	0	.000	21	32	.656	13	18	31	1.6	16	0	0	5	12	2	31	1.6
2011-12	22	3	147	6.7	13	27	.481	0	0	.000	10	17	.588	21	12	33	1.5	27	0	2	7	11	4	36	1.6
2012-13	18	0	81	4.5	5	14	.357	0	0	.000	1	3	.333	6	14	20	1.1	8	0	1	3	3	3	11	0.6
2013-14	3	0	11	3.7	1	2	.500	0	0	.000	0	0	.000	0	2	2	0.7	4	0	0	1	2	0	2	0.7
<b>TOTAL</b>	<b>63</b>	<b>3</b>	<b>337</b>	<b>5.3</b>	<b>24</b>	<b>53</b>	<b>.453</b>	<b>0</b>	<b>0</b>	<b>.000</b>	<b>32</b>	<b>52</b>	<b>.615</b>	<b>40</b>	<b>46</b>	<b>86</b>	<b>1.4</b>	<b>55</b>	<b>0</b>	<b>3</b>	<b>16</b>	<b>28</b>	<b>9</b>	<b>80</b>	<b>1.3</b>

### AKPEJIORI 2013-14

Opponent	Date	GS	Min	TOTAL			3-PTS			FREE THROWS			REBOUNDS				PF	FO	A	TO	Blk	Stl	Pts	Avg	
				FG	FGA	Pct	3FG	FGA	Pct	FT	FTA	Pct	Off	Def	Tot	Avg									
SFB	11-08-13	5	0	0	0	.000	0	0	.000	0	0	.000	0	0	0	0.0	1	0	0	1	0	0	0	0.0	
GA. SOUTHERN	11-11-13	DNP																							
TEXAS SOUTHERN	11-14-13	2	1	1	1	1.000	0	0	.000	0	0	.000	0	1	1	0.5	3	0	0	0	1	0	2	1.0	
at Charleston	11-18-13	DNP																							
UCF	11-21-13	4	0	1	0	.000	0	0	.000	0	0	.000	0	1	1	0.7	0	0	0	0	1	0	0	0.7	
<b>Totals</b>			0	11	1	2	.500	0	0	.000	0	0	.000	0	2	2	0.7	4	0	0	1	2	0	2	0.7





# TONYE JEKIRI

Sophomore | Center | 7-0 | 235

# #23

Hialeah, Fla. | Champagnat Catholic School

### Jekiri Season / Career Highs

**Points**  
 Season: 6 (2x) last at Charleston, 11/18/13  
 Career: 6 (3x), last at Charleston, 11/18/13  
 ACC: 4 (2x) last vs. Virginia Tech, 2/28/13

**Rebounds**  
 Season: 9, vs. St. Francis, 11/8/13  
 Career: 9, vs. St. Francis, 11/8/13  
 ACC: 4 (2x) last vs. Boston College 2/5/13

**Assists**  
 Season: 1, vs. St. Francis, 11/8/13  
 Career: 1 (4x), last vs. St. Francis, 11/8/13  
 ACC: 1, at Boston College, 1/16/13

**Steals**  
 Season: 1, vs. UCF, 11/21/13  
 Career: 1 (8x), last vs. UCF, 11/21/13  
 ACC: 1 (4x), last vs. Georgia Tech 3/6/13

**Blocked Shots**  
 Season: 1 (2x) last at Charleston, 11/18/13  
 Career: 2 (3x) last vs. Pacific, 3/22/13  
 ACC: 2, vs. Virginia Tech, 2/28/13

**Field Goals**  
 Season: 3, at Charleston, 11/18/13  
 Career: 3 (2x) last at Charleston, 11/18/13  
 ACC: 2, vs. Florida State, 1/27/13

**Field Goal Attempts**  
 Season: 7, vs. St. Francis, 11/8/13  
 Career: 7, vs. St. Francis, 11/8/13  
 ACC: 3 (2x), last vs. Florida State, 1/27/13

**Free Throws**  
 Season: 2, vs. St. Francis, 11/8/13  
 Career: 4, vs. Virginia Tech, 2/28/13  
 ACC: 4, vs. Virginia Tech, 2/28/13

**Free Throw Attempts**  
 Season: 2, vs. St. Francis, 11/8/13  
 Career: 6, vs. Virginia Tech, 2/28/13  
 ACC: 6, vs. Virginia Tech, 2/28/13

### 3-Point Field Goals

Season: --

Career: --

ACC: --

### 3-Point Field Goal Attempts

Season: --

Career: --

ACC: --

### Foul Disqualifications

Season: 1, vs. St. Francis, 11/8/13

Career: 1, vs. St. Francis, 11/8/13

ACC: -

### Minutes

Season: 23, vs. St. Francis, 11/8/13

Career: 23, vs. St. Francis, 11/8/13

ACC: 12 (2x) last vs. Florida State, 1/27/13

2012-13			
Opposition	P	R	A
at FGCU	1	2	0
Jacksonville	0	0	0
Michigan State	0	2	0
at Massachusetts	0	0	0
Charlotte	0	0	0
at UCF	3	2	0
at Hawai'i	1	0	0
vs. Arizona	0	2	0
vs. Indiana State	0	0	0
La Salle	0	1	0
at Georgia Tech	2	2	0
at North Carolina	0	1	0
Maryland	2	4	0
at Boston College	0	1	1
Duke	2	2	0
Florida State	4	2	0
at Virginia Tech	2	1	0
at NC State	0	2	1
Boston College	2	4	0
North Carolina	2	2	0
at Florida State	2	2	0
at Clemson	0	0	0
Virginia	2	0	0
at Wake Forest	2	3	0
Virginia Tech	4	2	0
at Duke	2	0	0
Georgia Tech	0	0	0
Clemson	2	3	0
vs. Boston College	0	1	0
vs. NC State	2	3	0
vs. North Carolina	1	1	0
vs. Pacific	6	5	0
vs. Illinois	4	2	1
vs. Marquette	0	3	0

**As a Freshman (2012-13):** Two blocked shots vs. Pacific tie for second-most by a Cane in an NCAA tournament game ... Averaged 3.3 points, 3.3 rebounds, 0.7 blocks and 10.3 minutes in three NCAA tournament games ... Hit 5-of-10 from the field ... Notched 1.0 points and 1.7 rebounds in 5.7 minutes in the three ACC tournament outings ... Played all 18 ACC games, posting 1.7 points, 1.7 rebounds 0.3 blocks in 6.9 minutes ... Saw time in 34 of 36 total games, averaging 1.4 points and 1.6 rebounds in 6.9 minutes ... 11 blocks were fourth-most on the team ... Hit 51.4 percent (18-of-35) of his shots ... Led (or tied) the Canes in blocks three times ... Season highs: 6 points vs. Pacific; 4 free throws made vs. Virginia Tech; 5 rebounds vs. Pacific; 1 assist four times; 1 steal seven times; 2 blocked shots three times; 16 minutes vs. Pacific.

**High School:** Rated the 17th-best center in the country by ESPN.com and No. 13 by Scout.com ... Averaged 20 points, 12 rebounds and 5 blocks per game as a senior ... Notched 45 points and 20 rebounds in regional semifinals and 18 points, 14 rebounds and six blocks in regional finals ... Led his team to the 2A state title game ... First team 2011-12 Boys Class 2A All-State Team ... First Team All-FHSAA Tournament at state championships ... Orlando Sentinel's 2011-12 All-Florida boys basketball team ... Averaged 14 points and 10 rebounds per game as a junior with Champagnat, his first year of organized hoops ... Team MVP ... Team captain ... On the AAU circuit, played for Team Breakdown ... Dominated at the Source Hoops Elite Camp and led Team Breakdown to championships in the Breakdown Hoops Festival and the Big Shots Myrtle Beach I ... Can play with his back to the basket or step out for a 10-12-foot shot ... Runs the floor like a guard and has an unstoppable motor.


**Personal:** Born July 23, 1994 in Nigeria ... Given name is Tonye Frank Jekiri (TAHN-yay Ja-KEER-EE) ... Son of Emilinia and Frank ... Brother to Tammie, Omiebi and Boma ... Majoring in sports administration ... Chose his jersey number 23 because July 23 is his birthday ... Originally from Nigeria, Jekiri moved to South Florida in September 2010 to begin his basketball career ... Previously played soccer ... Chose Miami over considerations from Virginia Tech, Clemson, Florida State, Auburn, Vanderbilt and Alabama ... Jekiri is Larranaga's second recruit from the state of Florida, joining former Canes PG Shane Larkin from Orlando, Fla. ... Enjoys dancing.

### JEKIRI CAREER STATISTICS

Season	GP	GS	Min.	Avg.	3-Point			Free Throws			Rebounds				Scoring										
					FG	FGA	Pct.	FT	FTA	Pct.	Off.	Def.	Tot.	Avg.	PF	FO	Ast.	TO	Blk	Stl	Pts.	Avg.			
2012-13	34	0	235	6.9	18	35	.514	0	0	.000	11	20	.550	28	27	55	1.6	35	0	4	11	11	7	47	1.4
2013-14	5	3	77	15.4	9	24	.375	0	0	.000	2	2	1.000	6	14	20	4.0	14	1	1	5	2	1	20	4.0
<b>TOTAL</b>	<b>39</b>	<b>3</b>	<b>312</b>	<b>8.0</b>	<b>27</b>	<b>59</b>	<b>.458</b>	<b>0</b>	<b>0</b>	<b>.000</b>	<b>13</b>	<b>22</b>	<b>.591</b>	<b>34</b>	<b>41</b>	<b>75</b>	<b>1.9</b>	<b>49</b>	<b>1</b>	<b>5</b>	<b>16</b>	<b>13</b>	<b>8</b>	<b>67</b>	<b>1.7</b>

### JEKIRI 2013-14

Opponent	Date	GS	Min	TOTAL			3-PTS			FREE THROWS			REBOUNDS				PF	FO	A	TO	Blk	Stl	Pts	Avg
				FG	FGA	Pct	3FG	FGA	Pct	FT	FTA	Pct	Off	Def	Tot	Avg								
SFB	11-08-13	*	23	2	7	.286	0	0	.000	2	2	1.000	1	8	9	9.0	5	1	1	2	1	0	6	6.0
GA. SOUTHERN	11-11-13	*	9	1	4	.250	0	0	.000	0	0	.000	1	0	1	5.0	2	0	0	2	0	0	2	4.0
TEXAS SOUTHERN at Charleston	11-14-13	*	12	2	6	.333	0	0	.000	0	0	.000	2	2	4	4.7	1	0	0	1	0	0	4	4.0
UCF	11-18-13		16	3	4	.750	0	0	.000	0	0	.000	2	1	3	4.3	3	0	0	0	1	0	6	4.5
UCF	11-21-13		17	1	3	.333	0	0	.000	0	0	.000	0	3	3	4.0	3	0	0	0	0	1	2	4.0
<b>Totals</b>			<b>3</b>	<b>77</b>	<b>9</b>	<b>.375</b>	<b>0</b>	<b>0</b>	<b>.000</b>	<b>2</b>	<b>2</b>	<b>1.000</b>	<b>6</b>	<b>14</b>	<b>20</b>	<b>4.0</b>	<b>14</b>	<b>1</b>	<b>1</b>	<b>5</b>	<b>2</b>	<b>1</b>	<b>20</b>	<b>4.0</b>



# JAMES KELLY

Junior | Forward | 6-7 | 246

# #35

Ann Arbor, Mich. | Owens CC | Pioneer HS

**Kelly Season Highs**

<b>Points</b>	Season: 18, at Charleston, 11/18/13
ACC:	--
<b>Rebounds</b>	Season: 7, vs. Texas Southern, 11/14/13
ACC:	--
<b>Assists</b>	Season: 2 (2x) last vs. Texas Southern, 11/14/13
ACC:	--
<b>Steals</b>	Season: 2 (2x) last at Charleston, 11/18/13
ACC:	--
<b>Blocked Shots</b>	Season: 1 (2x) last vs. UCF, 11/21/13
ACC:	--
<b>Field Goals</b>	Season: 7, vs. Texas Southern, 11/14/13
ACC:	--
<b>Field Goal Attempts</b>	Season: 11, vs. Texas Southern, 11/14/13
ACC:	--
<b>Free Throws</b>	Season: 7, vs. Charleston, 11/18/13
ACC:	--
<b>Free Throw Attempts</b>	Season: 4, at Charleston, 11/18/13
ACC:	--
<b>3-Point Field Goals</b>	Season: 3 (2x) last at Charleston, 11/18/13
ACC:	--
<b>3-Point Field Goal Attempts</b>	Season: 4, vs. Texas Southern, 11/14/13
ACC:	--
<b>Foul Disqualifications</b>	Season: --
ACC:	--
<b>Minutes</b>	Season: 33, at Charleston, 11/18/13
ACC:	--

**Junior College (Owens):** In two seasons at Owens, averaged 17.9 points, 10.0 rebounds, 1.0 assist, 1.5 steals and 1.5 blocks per game ... Totaled 1,219 points, 678 rebounds, 105 blocks, 104 steals and 70 assists ... First player in program history to record 1,000 points, 600 rebounds, 100 steals and 100 blocks in his career ... 38 career double-doubles ... Featured on ESPN's Top 10 Plays ... Holds single-season records for most blocks (57, 2011-12) and most rebounds (363, 2012-13), as well as career records for most blocks (105) and most rebounds (678) ... Four-time OCCAC Player of the Week ... Sophomore season shot 52.2 percent from the field and averaged 18.3 points, 10.1 rebounds, 1.7 steals and 1.3 blocks per game ... Led the Ohio Community College Athletic Conference (OCCAC) in scoring (21.1 ppg) and rebounding (11.4 rpg), third in blocks (1.6bpg) and fourth in steals (2.3spg) ... In sophomore season had 20 double-doubles and one triple-double ... First Team All-Ohio Community College Athletic Conference (OCCAC), First Team All-Region XII and NJCAA D-II Second Team All-American as a sophomore ... Rookie year was named Second Team All-OCCAC and the team's co-MVP (Edmonds) ... Played in NJCAA Division II tournament semifinals.


**High School:** Averaged 15 points, eight rebounds, two steals, two blocks and one assist per game ... League MVP ... All-state ... Coached by Rex Stanazach.

**Personal:** Born August 12, 1993 ... Son of Darlene Ison and Desi Kelly ... Brother to Desi Kelly, Jr. ... Majoring in liberal arts ... Started playing basketball junior year of high school, after a four-inch growth spurt ... Recruited by Michigan State, New Mexico, West Virginia and Clemson ... Played AAU for the Michigan Warriors.

**KELLY CAREER STATISTICS**

Season	GP	GS	Min.	Avg.	3-Point			Free Throws			Rebounds				Scoring										
					FG	FGA	Pct.	FT	FTA	Pct.	Off.	Def.	Tot.	Avg.	PF	FO	Ast.	TO	Blk	Stl	Pts.	Avg.			
2013-14	5	2	102	20.4	19	32	.594	6	10	.600	3	4	.750	8	13	21	4.2	12	0	6	4	2	5	47	9.4

KELLY 2013-14 Opponent	Date	GS	Min	TOTAL			3-PTS			FREE THROWS			REBOUNDS				PF	FO	A	TO	Blk	Stl	Pts	Avg
				FG	FGA	Pct	3FG	FGA	Pct	FT	FTA	Pct	Off	Def	Tot	Avg								
SFB	11-08-13	5	0	0	0	.000	0	0	.000	0	0	.000	3	1	4	4.0	2	0	0	2	0	0	0	0.0
GA. SOUTHERN	11-11-13	20	5	8	.625	0	1	.000	0	0	.000	2	0	2	3.0	2	0	2	0	0	1	10	5.0	
TEXAS SOUTHERN	11-14-13	28	7	11	.636	3	4	.750	0	0	.000	1	6	7	4.3	3	0	2	1	0	2	17	9.0	
at Charleston	11-18-13	*	33	6	9	.667	3	3	1.000	3	4	.750	0	4	4	4.3	2	0	1	0	1	2	18	11.3
UCF	11-21-13	*	16	1	4	.250	0	2	.000	0	0	.000	2	2	4	4.2	3	0	1	1	1	0	2	9.4
<b>Totals</b>		2	102	19	32	.594	6	10	.600	3	4	.750	8	13	21	4.2	12	0	6	4	2	5	47	9.4



# DONNAN KIRK #22

Graduate | Forward | 6-9 | 228

Pontiac, Mich. | DePaul | Detroit Country Day HS

**Kirk Season / Career Highs**

**Points**  
 Season: 18, vs. Ga. Southern, 11/11/13  
 Career: 18, vs. Ga. Southern, 11/11/13  
 ACC: --

**Rebounds**  
 Season: 10 (2x) last vs. Ga. Southern, 11/11/13  
 Career: 11, vs. Providence 2/25/12  
 ACC: --

**Assists**  
 Season: 2, vs. UCF, 11/21/13  
 Career: 2 (2x) last vs. UCF, 11/21/13  
 ACC: --

**Steals**  
 Season: 2, vs. Texas Southern, 11/14/13  
 Career: 2 (8x), last vs. Texas Southern, 11/14/13  
 ACC: --

**Blocked Shots**  
 Season: 3 (2x) last vs. Texas Southern, 11/14/13  
 Career: 8, vs. Providence 2/25/12  
 ACC: --

**Field Goals**  
 Season: 7 (2x) last vs. Texas Southern, 11/14/13  
 Career: 7 (5x), last vs. Texas Southern, 11/14/13  
 ACC: --

**Field Goal Attempts**  
 Season: 13, vs. Ga. Southern, 11/11/13  
 Career: 13 (2x) last vs. Ga. Southern, 11/11/13  
 ACC: --

**Free Throws**  
 Season: 4, vs. St. Francis, 11/8/13  
 Career: 5, vs. Wichita State 11/20/12  
 ACC: --

**Free Throw Attempts**  
 Season: 6, vs. St. Francis, 11/8/13  
 Career: 6 (2x), last vs. St. Francis, 11/8/13  
 ACC: --

**3-Point Field Goals**  
 Season: 1 (2x) last at Charleston, 11/18/13  
 Career: 2 (2x), last at Notre Dame 2/13/13  
 ACC: --

**3-Point Field Goal Attempts**  
 Season: 2 (3x) last vs. UCF, 11/21/13  
 Career: 3 (3x), last at Georgetown 2/20/13  
 ACC: --

**Foul Disqualifications**  
 Season: --  
 Career: 4, last vs. Providence 1/5/13  
 ACC: --

**Minutes**  
 Season: 36, vs. Ga. Southern, 11/11/13  
 Career: 39, at Notre Dame 2/13/13  
 ACC: --

**Career Notes:** Played in 71 career games that include 54 in a DePaul uniform ... 37 career starts including 34 at DePaul ... 12th in DePaul history with 82 blocked shots in a Blue Demon uniform ... Transferred to DePaul from Miami (Fla.) in January 2011 ... Played in 17 games for the Hurricanes.

MIAMI 2009-10			
Opposition	P	R	A
N.C. Central	4	4	0
Nova Southeastern	4	5	0
vs. Tulane	2	0	0
vs. UNC-W	0	0	0

MIAMI 2010-11			
Opposition	P	R	A
Jacksonville	0	0	0
at Memphis	6	4	0
N.C. Central	6	4	0
at Rutgers	0	0	0
McNeese State	4	3	0
at FGCU	6	6	0
Ole Miss	1	1	0
West Virginia	2	1	0
at Stetson	6	0	0
vs UCF	4	1	0
vs Oral Roberts	0	0	0
vs Rice	0	0	0
vs Akron	0	1	0

DEPAUL 2011-12			
Opposition	P	R	A
vs Minnesota	2	0	0
vs Texas Tech	2	4	0
vs Arizona State	0	1	0
at Northern Illinois	0	2	0
Arkansas PB	6	6	0
Cal Poly	0	4	0
Syracuse	14	3	1
Pittsburgh	2	8	0
at Louisville	0	2	0
Georgetown	4	1	0
USF	0	1	0
at Rutgers	0	2	0
St. John's	6	2	0
at Cincinnati	0	3	1
Marquette	4	7	0
at Notre Dame	8	5	0
at Connecticut	0	5	1
Louisville	11	4	1
at St. John's	6	5	0
Providence	4	11	0
at West Virginia	0	2	1
Seton Hall	8	8	0
vs Connecticut	4	6	0

DEPAUL 2012-13			
Opposition	P	R	A
UC Riverside	8	4	1
Gardner-Webb	8	2	0
Austin Peay	2	2	2
vs Wichita State	5	4	0
vs W. Kentucky	9	5	1
Fairfield	10	9	0
at Auburn	7	3	1
at Chicago State	3	3	0
Milwaukee	14	1	0
at Arizona State	2	2	1
Northern Ill.	2	0	1
UMBC	5	5	0
Loyola-Chicago	6	1	0
Seton Hall	2	1	0
at Providence	8	6	0
Cincinnati	4	4	0
St. John's	6	5	0
at Pittsburgh	3	3	0
at St. John's	6	6	1
Notre Dame	11	7	1
Villanova	3	4	1
at Marquette	16	4	1
at Notre Dame	16	4	0
Rutgers	11	7	0
at Georgetown	8	8	1
Connecticut	6	2	0
Louisville	2	9	0
at USF	5	2	0
at Syracuse	2	3	1
Pittsburgh	0	2	1
vs Rutgers	2	3	0

**As a Junior at DePaul (2012-13):** Played in 31 games with 30 starts ... Averaged 25.5 minutes per game ... Led team with 50 blocked shots ... The 50 rejections are 10th on the DePaul season chart ... Only 10 players in DePaul program history have blocked at least 50 shots in a season ... 13 games of two or more rejections ... No. 102 in NCAA statistical rankings with 1.61 blocks per game ... Ranked among BIG EAST leaders in blocked shots for all games (6th - 1.61 bpg) and conference games only (10th - 1.35 bpg) ... Made a dozen three-pointers after totaling just three over first 40 games of career.

**As a Sophomore at DePaul (2011-12):** Played in 23 games with four starts ... Averaged 5.3 points, 6.3 rebounds and 2.8 blocks per game in 27.3 minutes per game as a starter ... Finished season with at least one blocked shot in six straight games (17 total) ... Sixth in the league in BIG EAST games only with 1.6 blocks per game ... Grabbed 11 rebounds and blocked eight shots with four points against Providence.

**As a Redshirt Freshman at Miami (2010-11):** Played in 13 games with three starts before transferring to DePaul in January ... Averaged 2.7 points and 1.6 rebounds in 9.5 minutes per game.

**As a Freshman at Miami (2009-10):** Played in just four games due to back injury ... Earned the team's "Iron Man Award", in recognition of the UM men's basketball player who has exhibited dedication in the classroom, locker room and weight room.

**High School:** Ranked among the top 30 power forwards by both ESPN.com and Scout.com ... As a senior, averaged 13.2 points, nine rebounds and two blocks per game en route to a 24-2 record and Detroit News All-North honors ... Detroit Country Day was ranked No. 1 among Greater Detroit area schools by ESPN RISE heading into the 2008-09 season ... participated in the 2009 Academic All-American Classic, featuring the country's top basketball players that also excelled in the classroom ... Coached by Kurk Keener ... As a junior, averaged 10.5 points, 6.5 rebounds and two blocks per game ... Played AAU basketball for The Family ... Recruited out of high school by Michigan State, USF and USC.

**Personal:** Born July 22, 1991 ... Son of Eric Kirk and Tanya Orr ... Brother, Eric Jr. and two sisters, Paige and Bria ... Earned B.S. in marketing with an emphasis in sales leadership from DePaul ... Currently working on masters in community and social change ... Played AAU for The Family ... Attended Miami in 2009-10 (redshirt) and 2010-11 seasons before transferring to DePaul.

**KIRK MIAMI CAREER STATISTICS**

Season	GP	GS	Min.	Avg.	3-Point			Free Throws			Rebounds				Scoring										
					FG	FGA	Pct.	FT	FTA	Pct.	Off.	Def.	Tot.	Avg.	PF	FO	Ast.	TO	Blk	Stl	Pts.	Avg.			
2009-10	4	0	26	6.5	4	7	.571	0	0	.000	2	2	1.000	4	5	9	2.3	2	0	0	3	0	2	10	2.5
2010-11	13	3	124	9.5	13	32	.406	0	2	.000	9	10	.900	7	14	21	1.6	18	0	0	14	4	2	35	2.7
2013-14	5	5	163	32.6	27	49	.551	2	8	.250	8	12	.667	18	19	37	7.4	9	0	3	8	11	5	64	12.8
<b>TOTAL</b>	<b>22</b>	<b>8</b>	<b>313</b>	<b>14.2</b>	<b>44</b>	<b>88</b>	<b>.500</b>	<b>2</b>	<b>10</b>	<b>.200</b>	<b>19</b>	<b>24</b>	<b>.792</b>	<b>29</b>	<b>38</b>	<b>67</b>	<b>3.0</b>	<b>29</b>	<b>0</b>	<b>3</b>	<b>25</b>	<b>15</b>	<b>9</b>	<b>109</b>	<b>5.0</b>


**DEPAUL STATS**

2011-12	23	4	415	18.0	32	73	.438	3	9	.333	14	20	.700	31	61	92	4.0	60	3	5	11	32	10	81	3.5
2012-13	31	30	791	25.5	78	159	.491	12	31	.387	24	34	.706	40	81	121	3.9	65	1	14	23	50	11	192	6.2

**KIRK 2013-14**

Opponent	Date	GS	Min	TOTAL			3-PTS			FREE THROWS			REBOUNDS				PF	FO	A	TO	Blk	Stl	Pts	Avg
				FG	FGA	Pct	3FG	FGA	Pct	FT	FTA	Pct	Off	Def	Tot	Avg								
SFB	11-08-13	*	35	6	8	.750	0	1	.000	4	6	.667	7	3	10	10.0	3	0	0	4	2	1	16	16.0
GA. SOUTHERN	11-11-13	*	36	7	13	.538	1	2	.500	3	3	1.000	5	5	10	10.0	1	0	0	1	3	1	18	17.0
TEXAS SOUTHERN	11-14-13	*	30	7	12	.583	0	2	.000	1	1	1.000	2	1	3	7.7	3	0	1	0	3	2	15	16.3
at Charleston	11-18-13	*	29	4	8	.500	1	1	1.000	0	0	.000	3	6	9	8.0	1	0	0	3	2	0	9	14.5
UCF	11-21-13	*	33	3	8	.375	0	2	.000	0	2	.000	1	4	5	7.4	1	0	2	0	1	1	6	12.8
<b>Totals</b>			<b>5</b>	<b>163</b>	<b>27</b>	<b>.491</b>	<b>2</b>	<b>8</b>	<b>.250</b>	<b>8</b>	<b>12</b>	<b>.667</b>	<b>18</b>	<b>19</b>	<b>37</b>	<b>7.4</b>	<b>9</b>	<b>0</b>	<b>3</b>	<b>8</b>	<b>11</b>	<b>5</b>	<b>64</b>	<b>12.8</b>





# MANU LECOMTE #20

Freshman | Guard | 5-11 | 159

Brussels, Belgium | Athene des Pagodes

**Lecomte Season Highs**

**Points**  
Season: 14, at Charleston, 11/18/13  
ACC: --

**Rebounds**  
Season: 4 (2x) last at Charleston, 11/18/13  
ACC: --

**Assists**  
Season: 4, vs. Texas Southern, 11/14/13  
ACC: --

**Steals**  
Season: 2 (2x) last vs. Texas Southern, 11/14/13  
ACC: --

**Blocked Shots**  
Season: 1, vs. Ga. Southern, 11/11/13  
ACC: --

**Field Goals**  
Season: 4 (2x) last at Charleston, 11/18/13  
ACC: --

**Field Goal Attempts**  
Season: 10, vs. St. Francis, 11/8/13  
ACC: --

**Free Throws**  
Season: 6, at Charleston, 11/18/13  
ACC: --

**Free Throw Attempts**  
Season: 6, at Charleston, 11/18/13  
ACC: --

**3-Point Field Goals**  
Season: 2 (2x) last vs. Texas Southern, 11/14/13  
ACC: --

**3-Point Field Goal Attempts**  
Season: 4 (2x) last vs. Texas Southern, 11/14/13  
ACC: --

**Foul Disqualifications**  
Season: --  
ACC: --

**Minutes**  
Season: 36, vs. Ga. Southern, 11/11/13  
ACC: --

**Personal**

Full name is Emmanuel Lecomte ... Goes by Manu [man-ew] ... Last name pronounced La-conn-t ... Born Aug. 16, 1995 ... Son of Philippe and Marie ... Brother to Christina ... First language is French ... Played for second division Mons-Hainant Belfius in Belgium where he averaged 12.4 points, 2.8 rebounds, and 3.2 assists per game ... Majoring in economics ... A true point guard who can also shoot the three or pull up for jumpers ... Competed in Belgium's U16, U18 and U20 championships, most recently playing in the U18 European Championship, where he led his country in scoring with 12.0 ppg and 2.9 assists in eight outings ... Also recruited by Gonzaga, Creighton and UAB.

**LECOMTE CAREER STATISTICS**

Season	GP	GS	Min.	Avg.	3-Point			Free Throws			Rebounds				Scoring										
					FG	FGA	Pct.	FT	FTA	Pct.	Off.	Def.	Tot.	Avg.	Pf	Fo	Ast.	TO	Blk	Stl	Pts.	Avg.			
2013-14	5	5	169	33.8	15	40	.375	4	12	.333	13	14	.929	3	9	12	2.4	10	0	13	8	1	5	47	9.4

LECOMTE 2013-14				TOTAL			3-PTS			FREE THROWS			REBOUNDS												
Opponent	Date	GS	Min	FG	FGA	Pct	3FG	FGA	Pct	FT	FTA	Pct	Off	Def	Tot	Avg	Pf	Fo	A	TO	Blk	Stl	Pts	Avg	
SFB	11-08-13	*	34	3	10	.300	0	2	.000	3	4	.750	0	1	1	1.0	2	0	1	2	0	2	9	9.0	
GA. SOUTHERN	11-11-13	*	36	4	8	.500	2	4	.500	2	2	1.000	1	3	4	2.5	1	0	1	0	1	1	12	10.5	
TEXAS SOUTHERN	11-14-13	*	33	4	8	.500	2	4	.500	2	2	1.000	2	1	3	2.7	1	0	4	0	0	2	12	11.0	
at Charleston	11-18-13	*	33	4	8	.500	0	0	.000	6	6	1.000	0	4	4	3.0	4	0	5	3	0	0	14	11.8	
UCF	11-21-13	*	33	0	6	.000	0	2	.000	0	0	.000	0	0	0	2.4	2	0	2	3	0	0	0	9.4	
<b>Totals</b>			5	169	15	40	.375	4	12	.333	13	14	.929	3	9	12	2.4	10	0	13	8	1	5	47	9.4



# DAVON REED

Freshman | Guard | 6-6 | 208

# #5

Ewing, N.J. | Princeton Day School (N.J.)

**High School:** Four-star swingman listed as a Top 100 player (No. 97) by *Rivals.com* and No. 78 in the Class of 2013 by ESPN ... Third-best talent in New Jersey and 18th best nationally at the shooting guard position, according to *ESPN.com* ... Rivals ranks him as 24th among shooting guards ... Kevin Durant Skills Academy ... 2,000 point scorer ... Averaged 24 points and 10 rebounds as a senior ... McDonald's All-American candidate ... Prep B Player of the Year in New Jersey .. All-area player of the year twice ... Averaged 27 points and nine rebounds per game for Princeton Day School (N.J.) junior season ... Coached by Paris McClean ... Youth Role Model Award from Join-Effort Princeton for both dedication to his community and excellence in his personal life.

**Personal:** Born June 11, 1995 ... Son of David and Rose Reed ... Brother to Miles ... Majoring in sports administration ... Played AAU ball with Team Final ... Chose Miami over offers from Wake Forest, Cincinnati, Xavier and Memphis.

**Reed Season Highs**

**Points**  
Season: 17, vs. UCF, 11/21/13  
ACC: --

**Rebounds**  
Season: 5, vs. UCF, 11/21/13  
ACC: --

**Assists**  
Season: 3 (2x) last at Charleston, 11/18/13  
ACC: --

**Steals**  
Season: 2, vs. UCF, 11/21/13  
ACC: --

**Blocked Shots**  
Season: 1 (2x) last vs. UCF, 11/21/13  
ACC: --

**Field Goals**  
Season: 7, vs. UCF, 11/21/13  
ACC: --

**Field Goal Attempts**  
Season: 10, vs. UCF, 11/21/13  
ACC: --

**Free Throws**  
Season: 4, vs. Ga. Southern, 11/11/13  
ACC: --

**Free Throw Attempts**  
Season: 4, vs. Ga. Southern, 11/11/13  
ACC: --

**3-Point Field Goals**  
Season: 3 (2x) last vs. UCF, 11/21/13  
ACC: --

**3-Point Field Goal Attempts**  
Season: 5, vs. UCF, 11/21/13  
ACC: --


**Foul Disqualifications**  
Season: --  
ACC: --

**Minutes**  
Season: 27, vs. Texas Southern, 11/14/13  
ACC: --

**REED CAREER STATISTICS**

Season	GP	GS	Min.	Avg.	3-Point			Free Throws			Rebounds				Scoring										
					FG	FGA	Pct.	FT	FTA	Pct.	Off.	Def.	Tot.	Avg.	PF	FO	Ast.	TO	Blk	Stl	Pts.	Avg.			
2013-14	5	0	118	23.6	14	34	.412	8	16	.500	5	7	.714	4	8	12	2.4	10	0	9	6	2	3	41	8.2

REED 2013-14 Opponent	Date	GS	Min	TOTAL			3-PTS			FREE THROWS			REBOUNDS				PF	FO	A	TO	Blk	Stl	Pts	Avg
				FG	FGA	Pct	3FG	FGA	Pct	FT	FTA	Pct	Off	Def	Tot	Avg								
SFB	11-08-13	18	1	5	.200	0	1	.000	1	2	.500	0	1	1	1.0	1	0	0	0	1	3	3.0		
GA. SOUTHERN	11-11-13	21	1	5	.200	1	4	.250	4	4	1.000	0	1	1	1.0	4	0	2	1	0	0	7	5.0	
TEXAS SOUTHERN	11-14-13	27	4	8	.500	3	4	.750	0	1	.000	2	1	3	1.7	0	0	3	1	0	0	11	7.0	
at Charleston	11-18-13	26	1	6	.167	1	2	.500	0	0	.000	1	1	2	1.8	3	0	3	2	1	0	3	6.0	
UCF	11-21-13	26	7	10	.700	3	5	.600	0	0	.000	1	4	5	2.4	2	0	1	2	1	2	17	8.2	
<b>Totals</b>		0	118	14	34	.412	8	16	.500	5	7	.714	4	8	12	2.4	10	0	9	6	2	3	41	8.2



# ERIK SWOOPE

Senior | Forward | 6-5 | 220

# #21

Lake Elsinore, Calif. | Harvard-Westlake

### Swoope Season / Career Highs

**Points**  
Season: 6, vs. Ga. Southern, 11/11/13  
Career: 13, vs. Pepperdine 12/30/10  
ACC: 6, at Duke, 1/2/11

**Rebounds**  
Season: 4, vs. St. Francis, 11/8/13  
Career: 6, vs. NC Central 11/19/10  
ACC: 4 at Boston College, 1/16/13

**Assists**  
Season: 1, vs. Ga. Southern, 11/11/13  
Career: 2, at West Virginia 12/10/11  
ACC: 1 (3x), last at Duke 3/2/13

**Steals**  
Season: 1, vs. UCF, 11/21/13  
Career: 3 (3x), last vs. Rutgers 11/15/11  
ACC: 3, vs. Florida State, 1/19/11

**Blocked Shots**  
Season: --  
Career: 2 (2x), last vs. UNF 11/19/11  
ACC: --

**Field Goals**  
Season: 2, vs. Ga. Southern, 11/11/13  
Career: 4, vs. Pepperdine 12/30/10  
ACC: 2, vs. Florida State, 1/19/11

**Field Goal Attempts**  
Season: 5, vs. Ga. Southern, 11/11/13  
Career: 8, at Duke 1/2/11  
ACC: 8, at Duke, 1/2/11

**Free Throws**  
Season: 2 (2x) last vs. Ga. Southern, 11/11/13  
Career: 5, vs. Pepperdine 12/30/10  
ACC: 4, vs. Boston College, 1/15/11

**Free Throw Attempts**  
Season: 2 (2x) last vs. Ga. Southern, 11/11/13  
Career: 7, vs. North Carolina 12/30/10  
ACC: 4, vs. Boston College, 1/15/11

**3-Point Field Goals**  
Season: --  
Career: 1, at UCF 12/18/12  
ACC: --

**3-Point Field Goal Attempts**  
Season: --  
Career: 1 (3x), last at UCF 12/18/12  
ACC: 1, vs. Maryland, 2/1/12

**Foul Disqualifications**  
Season: --  
Career: 3 - 1 in 2010-11; 2 in 2011-12  
ACC: --

**Minutes**  
Season: 23, vs. St. Francis, 11/8/13  
Career: 36, at Ole Miss 11/25/11  
ACC: 17 (2x) last vs. Florida State, 1/19/11

**As a Junior (2012-13):** Perfect from the field (5-of-5) and free throw line (2-of-2) in NCAA tournament games ... Averaged 6.0 points, 1.0 rebounds and 6.5 minutes in a pair of NCAA tournament games ... Played 19 total minutes in three ACC tournament games, scoring two points and grabbing three rebounds ... Made 13 appearances in ACC play, notching 11 points and 16 rebounds ... Was .500 from the field (5-of-10) in ACC games ... Overall recorded a 64.3 field goal percentage (18-of-28) in 27 games, averaging 1.6 points and 1.2 rebounds ... Season highs: 7 points vs. Jacksonville; 4 rebounds twice - vs. LaSalle and vs. Jacksonville; 1 assist three times; 2 steals vs. Jacksonville; 1 blocked shot twice; 23 minutes vs. LaSalle.

**As a Sophomore (2011-12):** Started eight of the first 10 games of the season, averaging 4.9 points, 3.4 rebounds, 0.9 blocks, 0.9 steals and 0.7 assists in 22.9 minutes per game while shooting 57.9 percent from the field ... In 23 total games, averaged 2.3 points and 1.7 rebounds in 11.7 minutes per night ... Shot 50 percent (23-of-46) from the field and 47.1 percent at the line ... Scored in double digits in the opener against Tennessee Tech ... Pulled down at least three rebounds in seven games ... Played more than 10 minutes in his first 10 games, then didn't see more than eight minutes in the final 13 outings ... Led (or tied) for team game highs in steals three times, blocked shots twice and rebounds and assists once ... Season highs include 11 points vs. Tennessee Tech, eight rebounds against Rutgers, two assists at West Virginia, three steals twice, a pair of blocked shots twice and 36 minutes at Ole Miss.

**As a Freshman (2010-11):** Played in 29 games, making nine starts as a true freshman... Named to the 2011 ACC All-Academic Basketball Team... Averaged 1.4 points and 1.0 rebound in 6.5 minutes per game... After averaging just 3.8 minutes per game over the first 11 games this season, started eight-straight outings (12/22-1/23) - including five ACC games - for the Hurricanes with 14.6 minutes per game over that span, including a season-high 23 minutes versus Pepperdine (12/30)... Was back in the starting lineup versus Virginia (2/5)... Posted five points - including hitting both attempts from the charity stripe, a career-high three steals, a pair of boards and one assist versus Florida State (1/19).

**High School:** Named Mission League Most Valuable Player... The L.A. Daily News referred to him as the "most dominant boys' basketball player" in the San Fernando Valley... Rated as the No. 41 power forward by ESPN... An incredible physique, and is as bouncy as any prospect in the west... As a senior, averaged 21.8 points, 8.9 rebounds, 1.6 assists and 1.5 blocks per game, converting 74 percent from the field and 71 percent from the foul line... Registered 16 games of 20-or-more points, including eight games with 30-plus points... Scored in double-figures in all but two games as a senior... Averaged 26.2 points per outing over his last six games... Picked up 12 double-doubles as a senior, including a 30-point, 21-rebound effort against South Hills... Turned in a season-best 40 points on 14-of-17 shooting from the field - adding a 12-of-13 touch at the charity stripe - in a win over Notre Dame Prep... Collected three-straight games of 30 points against Palos Verdes, South Hills and Calabasas... Picked up 2.8 steals per game... As a sophomore, helped his team to the runner-up title of the Mission League... Selected as an ESPN Rise California State Stat Star of the Week (Feb. 11, 2010)... Coached by Greg Hilliard... Played AAU basketball for Pump N' Run Elite... Attended the same high school that produced NBA players Jason Collins (Atlanta Hawks) and Jarron Collins (Phoenix Suns).

**Personal:** Last name is pronounced Swope ... Born May 8, 1992 ... Son of Denise and Gerald Swoope ... Brother to Devin Swoope ... Majoring in economics ... Attacks the basket with reckless abandon, and has the ability to finish plays in traffic ... Has been practicing yoga for four years ... Lost 20 pounds since March by swimming and rowing, but gained 20lbs on bench press, up from 340 to 360 lbs ... Squats 495 lbs.

2010-11				2011-12				2012-13			
Opposition	P	R	A	Opposition	P	R	A	Opposition	P	R	A
Jacksonville	0	0	0	Tennessee Tech	11	6	1	Stetson	0	0	0
at Memphis	1	0	0	Rutgers	6	8	1	at FGCU	0	0	0
N.C. Central	4	6	1	UNF	8	3	1	Jacksonville	7	2	1
at Rutgers	0	0	0	FGCU	4	3	0	Detroit	0	1	0
McNeese St.	0	0	0	at Ole Miss	6	3	0	Charlotte	4	4	0
at FGCU	0	1	0	at Purdue	4	1	1	at UCF	3	0	0
UCF	0	0	0	UMass	6	2	1	at Hawai'i	0	0	0
Oral Roberts	0	0	0	Memphis	2	4	0	vs. Arizona	0	0	0
Rice	4	1	1	at West Virginia	0	3	2	La Salle	4	4	1
Akron	3	3	0	vs. FAU	2	1	0	at Georgia Tech	0	1	0
Pepperdine	13	4	1	at Charlotte	0	1	0	Maryland	0	0	0
at Duke	6	2	0	Appalachian St.	2	0	0	at Boston College	0	4	0
at Clemson	0	2	1	UNCG	0	0	0	Duke	1	0	0
BC	4	1	0	at North Carolina	0	0	0	Florida State	2	1	0
Florida St.	5	2	1	NC State	1	0	0	Boston College	0	1	0
at NC State	0	0	0	at Boston College	0	0	0	North Carolina	0	1	0
UNC	0	0	0	Maryland	0	2	0	at Florida State	2	0	0
at Virginia Tech	0	0	0	Virginia Tech	0	0	0	at Clemson	2	3	0
Georgia Tech	0	1	0	Wake Forest	0	0	0	at Wake Forest	4	2	0
Virginia	0	1	0	Boston College	0	2	0	Virginia Tech	0	1	0
at Wake Forest	0	1	0	at Georgia Tech	0	0	0	at Duke	0	2	1
Duke	0	0	0	vs. Florida State	0	0	0	Clemson	0	0	0
at UNCG	0	1	0	Minnesota	2	1	0	vs. Boston College	0	2	0
at Florida St.	0	1	0					vs. NC State	0	1	0
at Georgia Tech	0	2	0					vs. North Carolina	2	0	0
Virginia	0	0	0					vs. Pacific	6	0	0
FAU	0	0	0					vs. Marquette	6	2	0
Missouri St.	0	0	0								
at Alabama	0	0	0								

### SWOOPE CAREER STATISTICS

Season	GP	GS	Min.	Avg.	FG	FGA	Pct.	3-Point			Free Throws			Rebounds				Scoring							
								FG	FGA	Pct.	FT	FTA	Pct.	Off.	Def.	Tot.	Avg.	PF	FO	Ast.	TO	Blk	Stl	Pts.	Avg.
2010-11	29	9	189	6.5	11	25	.440	0	0	.000	18	30	.600	12	17	29	1.0	26	1	5	7	2	13	40	1.4
2011-12	23	8	269	11.7	23	46	.500	0	2	.000	8	17	.471	20	20	40	1.7	46	2	7	8	10	9	54	2.3
2012-13	27	0	161	6.0	18	28	.643	1	1	1.000	6	19	.316	16	16	32	1.2	18	0	3	3	2	4	43	1.6
2013-14	5	0	55	11.0	2	10	.200	0	0	.000	4	4	1.000	2	8	10	2.0	7	0	1	0	0	1	8	1.6
<b>TOTAL</b>	<b>84</b>	<b>17</b>	<b>674</b>	<b>8.0</b>	<b>54</b>	<b>109</b>	<b>.495</b>	<b>1</b>	<b>3</b>	<b>.333</b>	<b>36</b>	<b>70</b>	<b>.514</b>	<b>50</b>	<b>61</b>	<b>111</b>	<b>1.3</b>	<b>97</b>	<b>3</b>	<b>16</b>	<b>18</b>	<b>14</b>	<b>27</b>	<b>145</b>	<b>1.7</b>

### SWOOPE 2013-14

Opponent	Date	GS	Min	TOTAL			3-PTS			FREE THROWS			REBOUNDS				PF	FO	A	TO	Blk	Stl	Pts	Avg
				FG	FGA	Pct	3FG	FGA	Pct	FT	FTA	Pct	Off	Def	Tot	Avg								
SFB	11-08-13	23	0	3	.000	0	0	.000	2	2	1.000	1	3	4	4.0	3	0	0	0	0	0	2	2.0	
GA. SOUTHERN	11-11-13	16	2	5	.400	0	0	.000	2	2	1.000	1	2	3	3.5	2	0	1	0	0	0	6	4.0	
TEXAS SOUTHERN	11-14-13	5	0	1	.000	0	0	.000	0	0	.000	0	2	2	3.0	1	0	0	0	0	0	0	2.7	
at Charleston	11-18-13	5	0	1	.000	0	0	.000	0	0	.000	0	0	0	2.3	1	0	0	0	0	0	0	2.0	
UCF	11-21-13	6	0	0	.000	0	0	.000	0	0	.000	0	1	1	2.0	0	0	0	0	0	1	0	1.6	
<b>Totals</b>		<b>0</b>	<b>55</b>	<b>2</b>	<b>10</b>	<b>.200</b>	<b>0</b>	<b>0</b>	<b>.000</b>	<b>4</b>	<b>4</b>	<b>1.000</b>	<b>2</b>	<b>8</b>	<b>10</b>	<b>2.0</b>	<b>7</b>	<b>0</b>	<b>1</b>	<b>0</b>	<b>0</b>	<b>1</b>	<b>8</b>	<b>1.6</b>





# DEANDRE BURNETT

Freshman | Guard | 6-2 | 191

# #1

Miami, Fla. | Carol City HS

**As a Freshman (2013-14):** Injured left wrist in early November and is expected to redshirt freshman season.

**High School:** A 2012 *Parade All-American*, one of only two players from the state of Florida and one of five Atlantic Coast Conference recruits to earn the honor ... Third in the nation in scoring as a high school senior ... As a senior, averaged 37 ppg, 5 apg, and 6 rpg ... Notched 45 points three times in his final prep season ... Recorded 25 points and 11 assists in first game Coach L saw him play ... Class AA Player of the Year ... All-state ... First team Miami-Dade County ... As a junior, averaged 28 ppg ... Played for Barry Robinson at Carol City High School ... Earned varsity letters all four years ... On academic on honor roll ... Played final year at Massanutten Military Academy in Virginia.

**Personal:** Name is Deandre, but goes by Dre ... Born January 21, 1994 ... Son of Varondria Burnett and James Cook ... Brother to Dalvin, James, Daneisha, Jamiya, and Jameisha ... Grew up a Canes fan ... Also recruited by South Carolina, Ole Miss, Marshall, Virginia, and La Salle ... Majoring in sports administration ... Played AAU for Team U ... Larranaga's third signee from the state of Florida, joining former Hurricane Shane Larkin (Dr. Phillips) and current sophomore Tonye Jekiri (Champagnat).



# CORN ELDER

Freshman | Guard | 5-10 | 173


# #2

Nashville, Tenn. | Ensworth HS

**High School:** Averaged 20.2 points, 4.7 assists, and 4.2 steals in his senior season ... Scored 1,521 career points ... Led Tigers to a 97-20 record in his prep years ... Career-high 41 points in the DII-AA finals game ... Named both the 2013 boys basketball and football player of the year by The Tennessean ... State tournament MVP three-straight years ... Led Ensworth to two straight Division II-AA basketball championships.

**Football:** Recorded two tackles in collegiate debut vs. FAU ... Rated nation's No. 8 athlete by *247Sports.com* and No. 7 running back by *Rivals.com* ... Also listed as nation's No. 17 and No. 33 running back by *ESPN* and *Scout.com*, respectively ... 4-star athlete ranked as No. 2 running back in Tennessee by both *ESPN* and *Rivals.com* ... Known for his speed and elusiveness ... Rushed for 2,618 yards and 39 touchdowns as senior in 2012 and led Ensworth to third straight Division II-AA state title ... Finished prep football career with 6,351 rushing yards, 84 touchdowns and three consecutive state titles ... No. 2 prospect on The Tennessean Dandy Dozen ... Named Mr. Football Back of the Year in 2011 and 2012 ... Clocked with 4.42 40 time.

**Personal:** Full name is Cornelius Elder, but goes by Corn.



# MIKE FERNANDEZ

Freshman | Guard | 6-1 | 189

# #11

Coral Gables, Fla. | Belen Jesuit

**High School:** All-Dade county team honorable mention two years .. Dade vs. Palm Beach County all-star game ... Averaged 8.0 ppg senior year ... Hit 40 percent of field goals senior year ... Three-year varsity letterman ... Two-year starter at guard ... Coached by Jose Roca ... Honor roll ... Played water polo, winning second place at state ... Also on track team.

**Fernandez Season Highs**  
**Minutes** \_\_\_\_\_  
 Season: 1, vs. Texas Southern, 11/14/13

**Personal:** Born April 5, 1995 ... Son of Ilena and Joaquin Novoa and Mike and Constance Fernandez ... Brother to George, Alexander, Cristofer and Michelle Fernandez, and Joaquin Novoa ... Majoring in finance ... First language is Spanish ... Played AAU for Gold Coast: Team Miami ... Recruited by Cornell University.

## FERNANDEZ CAREER STATISTICS

Season	GP	GS	Min.	Avg.	3-Point			Free Throws			Rebounds			Scoring			
					FGA	Pct.	FG	FTA	Pct.	Off.	Def.	Tot.	Avg.	Pts.	Avg.		
2013-14	1	0	1	1.0	0	0	0	0	0	0	0	0	0	0	0	0	0



# JUSTIN HELLER

Senior | Guard | 6-2 | 177

# #12

Boca Raton, Fla. | West Boca Raton Community

### Heller Season / Career Highs

<b>Points</b>	Season: --
	Career: 2, vs. Charlotte, 12/14/12
<b>Rebounds</b>	Season: --
	Career: 3, vs. Charlotte, 12/14/12
<b>Assists</b>	Season: --
	Career: 1 (2x) last vs. Florida State, 1/27/13
<b>Steals</b>	Season: --
	Career: --
<b>Blocked Shots</b>	Season: --
	Career: --
<b>Field Goals</b>	Season: --
	Career: 1, vs. Charlotte, 12/14/12
<b>Field Goal Attempts</b>	Season: --
	Career: 1 (5x), last vs. Florida State, 1/27/13
<b>Free Throws</b>	Season: --
	Career: --
<b>Free Throw Attempts</b>	Season: --
	Career: 2, vs. Charlotte, 12/14/12
<b>3-Point Field Goals</b>	Season: --
	Career: --
<b>3-Point Field Goal Attempts</b>	Season: --
	Career: 1 (2x) last vs. Florida State, 1/27/13
<b>Foul Disqualifications</b>	Season: --
	Career: --
<b>Minutes</b>	Season: 1, vs. Texas Southern, 11/14/13
	Career: 3, vs. Charlotte, 12/14/12

### ACC Academic Honor Roll

**As a Junior (2012-13):** ACC Academic Honor Roll ... Walk on who played in nine games ... In three minutes against Charlotte grabbed three rebounds and scored two points ... Pulled down a board and notched an assist vs. Florida State.

**As a Sophomore (2011-12):** Played in seven games, including four ACC matchups ... Attempted two shots, including one three pointer ... Grabbed a pair of defensive rebounds ... Season highs include one field goal attempt against Boston College and Wake Forest, one three-point attempt vs. Boston College, two rebounds against Appalachian State and two minutes vs. App State ... Book Buster (3.0 GPA)... Athletics Director Honor Roll (3.2 GPA).

**As a Freshman (2010-11):** Walked onto the team... Practiced, but did not see any game time.

**High School:** After transferring to West Boca, played one year of varsity basketball for the Bulls... Among top 30 three-point scorers in Palm Beach County in 2009-10... The Bulls were the only team to beat powerhouse Dwyer, the top-ranked high school in the county, with an 82-73 victory.

**Personal:** Born on Dec. 26, 1991 ... Son of Neal Heller and Liz Heller ... Brother to Anthony Anderson ...Majoring in business, with aspirations of becoming a CEO... Recruited by American and North Florida ... Nickname is J-Hell.

2011-12				2012-13			
Opposition	P	R	A	Opposition	P	R	A
at Charlotte	0	0	0	Jacksonville	0	0	0
Appalachian St.	0	2	0	Charlotte	2	3	0
at Boston College	0	0	0	at UCF	0	0	1
Virginia Tech	0	0	0	at Hawai'i	0	0	0
Wake Forest	0	0	0	Duke	0	0	0
Boston College	0	0	0	Florida State	0	1	1
Minnesota	0	0	0	Boston College	0	0	0
				North Carolina	0	0	0
				vs. Pacific	0	0	0

### HELLER CAREER STATISTICS

Season	GP	GS	Min.	Avg.	FG	FGA	Pct.	3-Point			Free Throws			Rebounds			Scoring													
								FG	FGA	Pct.	FT	FTA	Pct.	Off.	Def.	Tot.	Avg.	PF	FO	Ast.	TO	Blk	Stl	Pts.	Avg.					
2011-12	7	0	4	0.6	0	2	.000	0	1	.000	0	0	.000	0	2	2	0.3	0	0	0	1	0	0	0	0	0	0	0	0	0
2012-13	9	0	11	1.2	1	3	.333	0	1	.000	0	2	.000	0	4	4	0.4	1	0	2	2	0	0	2	0	0	0	2	0.2	
2013-14	1	0	1	1.0	0	0	.000	0	0	.000	0	0	.000	0	0	0	0.0	0	0	0	0	0	0	0	0	0	0	0	0.0	
<b>TOTAL</b>	<b>17</b>	<b>0</b>	<b>16</b>	<b>0.9</b>	<b>1</b>	<b>5</b>	<b>.200</b>	<b>0</b>	<b>2</b>	<b>.000</b>	<b>0</b>	<b>2</b>	<b>.000</b>	<b>0</b>	<b>6</b>	<b>6</b>	<b>0.4</b>	<b>1</b>	<b>0</b>	<b>2</b>	<b>3</b>	<b>0</b>	<b>0</b>	<b>2</b>	<b>0</b>	<b>0</b>	<b>2</b>	<b>0</b>	<b>0.1</b>	



# STEVE SORENSON

Sophomore | Guard | 6-0 | 161

# #3

Dallas, Texas | St. Mark's School of Texas

### Sorenson Season / Career Highs

<b>Points</b>	Season: --
	Career: 1, vs. Duke 1/23/13
<b>Rebounds</b>	Season: --
	Career: --
<b>Assists</b>	Season: --
	Career: --
<b>Steals</b>	Season: --
	Career: --
<b>Field Goals</b>	Season: --
	Career: --
<b>Field Goal Attempts</b>	Season: --
	Career: --
<b>Free Throws</b>	Season: --
	Career: 1, vs. Duke 1/23/13
<b>Free Throw Attempts</b>	Season: --
	Career: 1 (2x) last vs. Duke 1/23/13
<b>3-Point Field Goals</b>	Season: --
	Career: --
<b>3-Point Field Goal Attempts</b>	Season: --
	Career: --
<b>Minutes</b>	Season: 1, vs. Texas Southern, 11/14/13
	Career: 3, vs. Charlotte, 12/14/12

### ACC Academic Honor Roll

**As a Freshman (2012-13):** ACC Academic Honor Roll ... Walk on who joined the team prior to the season ... Played in eight games ... Hit a free throw vs. Duke to score first collegiate point on Jan. 23, 2013.

**High School:** Named all state by the Texas Association of Basketball Coaches as a senior ... TABC academic all-state ... Two-time All-Southwest Preparatory Conference... Trinity Valley Christian all-tournament team twice ... Team captain both junior and senior seasons ... Averaged 18 points, six assists, three rebounds, two steals in senior campaign ... Shot 50 percent from both the field and distance in final season ... Team leadership award ... Invited to TABC all-star game and 2012 Showboat Classic ... Team MVP ... Notched 12 points, five assists, four rebounds and two steals per game sophomore season ... Shot 50 percent from the field and 49 percent from three ... Most improved player sophomore season ... Three-year letterwinner ... Honor roll all four years.

**Personal:** Full name is Steven Lewis Sorenson, goes by Steve ... Born Dec. 30, 1993 in St. Louis, Mo. ... Son of Skip and Yvonne ... Brother to Erik, who was a walk-on with the Virginia Tech basketball team from 2010-12 ... Played AAU ball for Dallas Heroes ... Majoring in business.

2012-13			
Opposition	P	R	A
Jacksonville	0	0	0
Charlotte	0	0	0
at Hawai'i	0	0	0
Duke	1	0	0
Florida State	0	0	0
Boston College	0	0	0
North Carolina	0	0	0
vs. Pacific	0	0	0

### SORENSON CAREER STATISTICS

Season	GP	GS	Min.	Avg.	FG	FGA	Pct.	3-Point			Free Throws			Rebounds			Scoring											
								FG	FGA	Pct.	FT	FTA	Pct.	Off.	Def.	Tot.	Avg.	PF	FO	Ast.	TO	Blk	Stl	Pts.	Avg.			
2012-13	8	0	10	1.3	0	0	.000	0	0	.000	1	3	.333	0	0	0	0.0	0	0	0	3	0	0	1	0	0	1	0.1
2013-14	1	0	1	1.0	0	0	.000	0	0	.000	0	0	.000	0	0	0	0.0	0	0	0	0	0	0	0	0	0	0	0.0
<b>TOTAL</b>	<b>9</b>	<b>0</b>	<b>11</b>	<b>1.2</b>	<b>0</b>	<b>0</b>	<b>.000</b>	<b>0</b>	<b>0</b>	<b>.000</b>	<b>1</b>	<b>3</b>	<b>.333</b>	<b>0</b>	<b>0</b>	<b>0</b>	<b>0.0</b>	<b>0</b>	<b>0</b>	<b>0</b>	<b>3</b>	<b>0</b>	<b>0</b>	<b>1</b>	<b>0</b>	<b>0</b>	<b>1</b>	<b>0.1</b>

**2013-14 Miami Men's Basketball**  
**University of Miami Combined Team Statistics (as of Nov 23, 2013)**  
**All games**

<b>RECORD:</b>	<b>OVERALL</b>	<b>HOME</b>	<b>AWAY</b>	<b>NEUTRAL</b>
ALL GAMES	3-2	2-2	1-0	0-0
CONFERENCE	0-0	0-0	0-0	0-0
NON-CONFERENCE	3-2	2-2	1-0	0-0

##	Player	gp-gs	min	avg	Total		3-Point		F-Throw		Rebounds				pf	dq	a	to	blk	stl	pts	avg
					fg-fga	fg%	3fg-fga	3fg%	ft-fta	ft%	off	def	tot	avg								
15	Rion Brown	5-5	185	37.0	22-60	.367	5-21	.238	16-18	.889	10	26	36	7.2	8	0	17	6	0	6	65	13.0
22	Donnavan Kirk	5-5	163	32.6	27-49	.551	2-8	.250	8-12	.667	18	19	37	7.4	9	0	3	8	11	5	64	12.8
25	Garrius Adams	5-5	167	33.4	19-53	.358	3-22	.136	20-27	.741	3	19	22	4.4	13	1	9	11	1	13	61	12.2
20	Manu Lecomte	5-5	169	33.8	15-40	.375	4-12	.333	13-14	.929	3	9	12	2.4	10	0	13	8	1	5	47	9.4
35	James Kelly	5-2	102	20.4	19-32	.594	6-10	.600	3-4	.750	8	13	21	4.2	12	0	6	4	2	5	47	9.4
05	Davon Reed	5-0	118	23.6	14-34	.412	8-16	.500	5-7	.714	4	8	12	2.4	10	0	9	6	2	3	41	8.2
23	Tonye Jekiri	5-3	77	15.4	9-24	.375	0-0	.000	2-2	1.000	6	14	20	4.0	14	1	1	5	2	1	20	4.0
21	Erik Swoope	5-0	55	11.0	2-10	.200	0-0	.000	4-4	1.000	2	8	10	2.0	7	0	1	0	0	1	8	1.6
04	Raphael Akpejori	3-0	11	3.7	1-2	.500	0-0	.000	0-0	.000	0	2	2	0.7	4	0	0	1	2	0	2	0.7
03	Steve Sorenson	1-0	1	1.0	0-0	.000	0-0	.000	0-0	.000	0	0	0	0.0	0	0	0	0	0	0	0	0.0
12	Justin Heller	1-0	1	1.0	0-0	.000	0-0	.000	0-0	.000	0	0	0	0.0	0	0	0	0	0	0	0	0.0
11	Mike Fernandez	1-0	1	1.0	0-0	.000	0-0	.000	0-0	.000	0	0	0	0.0	0	0	0	1	0	0	0	0.0
Team											9	5	14									
Total.....		5	1050		128-304	.421	28-89	.315	71-88	.807	63	123	186	37.2	87	2	59	50	21	39	355	71.0
Opponents.....		5	1050		117-272	.430	37-101	.366	61-95	.642	55	122	177	35.4	88	1	55	69	11	23	332	66.4

<b>TEAM STATISTICS</b>	<b>UM</b>	<b>OPP</b>	<b>Date</b>	<b>Opponent</b>	<b>Score</b>	<b>Att.</b>
SCORING	355	332	11-08-13	ST. FRANCIS BROOKLYN	Lot 62-66	6060
Points per game	71.0	66.4	11-11-13	GEORGIA SOUTHERN	Wot 81-80	4654
Scoring margin	+4.6	-	11-14-13	TEXAS SOUTHERN	W 84-69	4728
FIELD GOALS-ATT	128-304	117-272	11-18-13	at College of Charleston	W 70-54	4018
Field goal pct	.421	.430	11-21-13	UCF	L 58-63	4895
3 POINT FG-ATT	28-89	37-101	* - Conference game			
3-point FG pct	.315	.366				
3-pt FG made per game	5.6	7.4				
FREE THROWS-ATT	71-88	61-95				
Free throw pct	.807	.642				
F-Throws made per game	14.2	12.2				
REBOUNDS	186	177				
Rebounds per game	37.2	35.4				
Rebounding margin	+1.8	-				
ASSISTS	59	55				
Assists per game	11.8	11.0				
TURNOVERS	50	69				
Turnovers per game	10.0	13.8				
Turnover margin	+3.8	-				
Assist/turnover ratio	1.2	0.8				
STEALS	39	23				
Steals per game	7.8	4.6				
BLOCKS	21	11				
Blocks per game	4.2	2.2				
ATTENDANCE	20337	4018				
Home games-Avg/Game	4-5084	1-4018				
Neutral site-Avg/Game	-	0-0				

<b>Score by Periods</b>	<b>1st</b>	<b>2nd</b>	<b>OT</b>	<b>Totals</b>
University of Miami	166	169	20	355
Opponents	144	165	23	332