



2015 MIAMI BASEBALL GAME NOTES

Miami Athletic Communications • 5821 San Amaro Drive • Coral Gables, FL 33146

HurricaneSports.com • Facebook: Facebook.com/TheUBaseball • Twitter: @CanesBaseball • Instagram: @TheUBaseball

Home to Four National Championships (1982, 1985, 1999, 2001) and 42 Consecutive NCAA Postseason Appearances

SERIES INFORMATION

Dates: Fri., Feb. 20 | Sat., Feb. 21 | Sun., Feb. 22

Game Times: 7 p.m. | 7:30 p.m. | 1 p.m.

Site: Gainesville, Fla. / Alford A. McKethan Stadium (5,500)

TV: SEC Network+ (Friday, Sunday)

- Friday: Nick Belmonte, Larry Vettel
- Sunday: Nick Belmonte, Mick Hubert

SEC Network (Saturday)

- Talent: Kyle Peterson, Adam Amin

Student Radio: WVUM 90.5 FM | WVUM.org (all games)

- Talent: AJ Ricketts, Harry Kroll

Live Stats: GatorZone.com

Twitter Updates: @CanesBaseball / @MiamiHurricanes

Postgame Recap: HurricaneSports.com

Series History: Miami leads, 126-110-1

Miami: Miami leads, 79-42

Gainesville: Florida leads, 68-46-1

Neutral Site: Miami leads, 1-0

First Meeting: 1940 – L, 13-18

Last Meeting: 2014 – L, 4-6

Streak: Florida, one win

#9 MIAMI

4-1, 0-0 ACC

2014: 44-19, 24-6 ACC (1st place, Coastal / ACC)

Last Game: February 18, 2015
3-5 loss, at FAU

Head Coach: Jim Morris (Elon, 1973)
DI Career: 1,435-632-4 (34th season)
at UM: 931-365-3 (22nd season)
vs UF: 39-44-0

Friday: R-JR LHP Andrew Suarez (0-0, 3.60 ERA)
Saturday: JR LHP Thomas Woodrey (1-0, 3.00 ERA)
Sunday: JR RHP Enrique Sosa (1-0, 0.00 ERA)

#6 FLORIDA

4-0, 0-0 SEC

2014: 40-23, 21-9 (1st place, East Division / SEC)

Last Game: February 18, 2015
13-3 win, at USF

Head Coach: Kevin O'Sullivan (Virginia, 1991)
Career: 296-155 (eighth season)
at UF: 296-155 (eighth season)

Twitter: @GatorZoneBB

Friday: TBD
Saturday: TBD
Sunday: TBD

UM ATHLETICS COMMUNICATIONS

Camron Ghorbi | Miami, 2011
c.ghorbi@miami.edu | @CamronGhorbi
(305) 284-3230 (office)
(786) 877-7329 (cell)

GAMES 6-8

GAINESVILLE, FLA. (McKETHAN STADIUM)



#8 MIAMI HURRICANES (4-1, 0-0 ACC)

Head Coach: Jim Morris (Elon, 1973)

Career Division I Record: 1,439-632-4 (34th season) | Record at Miami: 935-365-3 (22nd season)



#6 FLORIDA GATORS (4-0, 0-0 SEC)

Head Coach: Kevin O'Sullivan (Virginia, 1991)

Career Division I Record: 296-155 (eighth season) | Record at UF: 296-155 (eighth season)

WEEKEND STORY LINES

- The Miami Hurricanes continue their four-game road trip with a weekend series at in-state rival Florida beginning Feb. 20.
- Miami won the 2014 regular season series with Florida, capturing two of three games at Mark Light Field. The Canes won just one of three in their last trip to McKethan Stadium (2013), taking the opener but falling in the final two games.
- Miami has a 126-110-1 all-time lead in the head-to-head series, but holds a 46-68-1 record in games played in Gainesville.
- Miami is ranked in the top 15 of every major college baseball preseason poll. The Hurricanes check in at #8 in *Baseball America's* rankings, #10 in *Perfect Game*, #11 by *NCBWA*, #14 by *Collegiate Baseball* and #14 in the *Coaches Poll*.
- Miami opened its season with a sweep of Rutgers at Mark Light Field - the Hurricanes' first four-game sweep since 2003 against Savannah St. Miami has not lost a weekend series since March 2014 vs. Virginia - a stretch of nine straight sets.
- Miami captured the 2014 ACC Baseball Regular Season Championship, finishing atop the ACC with a 24-6 record.
- UM earned one of 16 NCAA Regional host sites in 2014, extending its own postseason record to 42 consecutive years.
- A number of Hurricanes have earned 2015 Preseason All-America accolades, including Zack Collins, Bryan Garcia, Andrew Suarez & David Thompson. Collins was a unanimous first-team selection on all major Preseason All-America lists.
- Morris became just the eighth coach in Division I baseball history to accumulate 1,400 wins in 2014. With Miami's win over Rutgers in the series finale, Morris moved into eighth-place in all-time wins (1,439) for any coach (four-year college).

PROJECTED STARTERS



Game 1:
LHP Andy Suarez
0-0, 3.60 ERA



Game 2:
LHP Thomas Woodrey
1-0, 3.00 ERA



Game 3:
RHP Enrique Sosa
1-0, 0.00 ERA

POTENTIAL STARTING LINEUP

Pos.	#	Player	AVG	AB	R	H	2B	3B	HR	RBI	SB-SBA
C	0	Zack Collins	.250	16	5	4	2	1	0	6	3-3
1B	17	Christopher Barr	.333	18	3	6	2	0	0	2	0-0
2B	4	Johnny Ruiz	.200	15	2	3	0	0	0	5	0-0
SS	7	George Iskenderian	.444	18	4	8	1	1	0	6	0-0
3B	8	David Thompson	.300	20	8	6	1	1	1	6	1-1
LF	45	Carl Chester	.304	23	5	7	2	0	1	4	0-2
CF	2	Ricky Eusebio	.467	15	8	7	2	1	0	3	3-3
RF	13	Willie Abreu	.267	15	3	4	0	0	0	3	0-0
DH	40	Garrett Kennedy	.400	15	6	6	3	0	0	3	0-0

UNIVERSITY INFORMATION

Location	Coral Gables, Fla.
Enrollment	15,629
Founded	1925
Nickname	Hurricanes
Colors	Orange (PMS 1665), Green (PMS 3435) and White
President	Donna E. Shalala
Athletics Director	Blake James
Conference	Atlantic Coast Conference
Stadium / Capacity	Alex Rodriguez Park at Mark Light Field / 4,999

BASEBALL COACHING / SUPPORT STAFF

Head Coach	Jim Morris
Record at Miami / Seasons	935-365-3 (.717) / 21
Career Division I Record / Seasons	1,439-632-4 (.694) / 33
Career Coaching Record / Seasons	1,570-672-4 (.698) / 37
Assistant Coach / Recruiting Coordinator / Hitting	Gino DiMare (Miami, 1998)
Assistant Coach / Pitching	J.D. Arteaga (Miami, 2002)
Assistant Coach / Catchers	Michael DeLucia (Campbell, 2013)
Strength & Conditioning Coach	Brian Gabriel (Incarnate Word, 1996)
Athletic Trainer	Kenny Johnson (FIU, 2009)
Director of Baseball Operations / Camps	Robert "G.M." McDaniel (FIU, 2003)

PROGRAM HISTORY

First Year of Baseball	1940
All-Time Program Record	2,409-974-18 (.708)
College World Series Appearances / Last	23 / 2008
College World Series Record	47-38 (.553)
NCAA Regional Appearances/ Last	43 / 2014
NCAA Regional Record	119-43 (.734)
Last Postseason Opponent	Texas Tech / 2014 Coral Gables Regional

TEAM INFORMATION

2014 Overall Record	44-19
2014 ACC Record / Finish	24 - 6 / 1st Place (Coastal Division, ACC)
Letterwinners Returning / Lost	21 / 12

POSTSEASON HISTORY

National Championships: 4 (1982, 1985, 1999, 2001)
ACC Championships: 1 (2008)
College World Series Appearances: 23 (1974, 1978, 1979, 1980, 1981, 1982, 1984, 1985, 1986, 1988, 1989, 1992, 1994, 1995, 1996, 1997, 1998, 1999, 2001, 2003, 2004, 2006, 2008)
Super Regional Appearances: 10 (1999, 2000, 2001, 2002, 2003, 2004, 2005, 2006, 2008, 2010)
Super Regional Titles: 6 (1999, 2001, 2003, 2004, 2006, 2008)
NCAA Regional Appearances: 43 (1971, 1973, 1974, 1975, 1976, 1977, 1978, 1979, 1980, 1981, 1982, 1983, 1984, 1985, 1986, 1987, 1988, 1989, 1990, 1991, 1992, 1993, 1994, 1995, 1996, 1997, 1998, 1999, 2000, 2001, 2002, 2003, 2004, 2005, 2006, 2007, 2008, 2009, 2010, 2011, 2012, 2013, 2014)
NCAA Regional Titles: 27 (1974, 1978, 1979, 1980, 1981, 1982, 1984, 1985, 1986, 1988, 1989, 1992, 1994, 1995, 1996, 1997, 1998, 1999, 2001, 2002, 2003, 2004, 2005, 2006, 2008, 2010)

2015 SCHEDULE (4-1, 0-0 ACC)

DATE	DAY	OPPONENT	TIME (ET)	RESULT
Feb. 5	Thursday	First Pitch Banquet**	6:00 p.m.	
Feb. 7	Saturday	FanFest & Alumni Game**	4:00 p.m.	W (4-1)*
Feb. 13	Friday	RUTGERS	7:00 p.m.	W (5-2)
Feb. 14	Saturday	RUTGERS (G1)	2:00 p.m.	W (9-5)
Feb. 14	Saturday	RUTGERS (G2)	7:00 p.m.	W (9-3)
Feb. 15	Sunday	RUTGERS	1:00 p.m.	W (25-4)
Feb. 18	Wednesday	at FAU	6:30 p.m.	L (3-5)
Feb. 20	Friday	at Florida	7:00 p.m.	
Feb. 21	Saturday	at Florida	7:30 p.m.	
Feb. 22	Sunday	at Florida	1:00 p.m.	
Feb. 25	Wednesday	BARRY	6:00 p.m.	
Feb. 27	Friday	WRIGHT STATE	7:00 p.m.	
Feb. 28	Saturday	WRIGHT STATE	7:00 p.m.	
March 1	Sunday	WRIGHT STATE	1:00 p.m.	
March 3	Tuesday	at Miami Marlins (exhibition)	1:05 p.m.	
March 4	Wednesday	FGCU	6:00 p.m.	
March 6	Friday	at Louisville*	3:00 p.m.	
March 7	Saturday	at Louisville*	1:00 p.m.	
March 8	Sunday	at Louisville*	1:00 p.m.	
March 10	Tuesday	at FGCU	6:30 p.m.	
March 11	Wednesday	STETSON	6:00 p.m.	
March 13	Friday	NC STATE*	7:00 p.m.	
March 14	Saturday	NC STATE*	7:00 p.m.	
March 15	Sunday	NC STATE*	1:00 p.m.	
March 17	Tuesday	ARMY	6:00 p.m.	
March 20	Friday	at Wake Forest*	6:00 p.m.	
March 21	Saturday	at Wake Forest*	4:00 p.m.	
March 22	Sunday	at Wake Forest*	1:00 p.m.	
March 25	Wednesday	FGCU	6:00 p.m.	
March 27	Friday	at North Carolina*	6:30 p.m.	
March 28	Saturday	at North Carolina*	3:00 p.m.	
March 29	Sunday	at North Carolina*	1:00 p.m.	
April 1	Wednesday	BETHUNE-COOKMAN	6:00 p.m.	
April 3	Friday	DUKE*	7:00 p.m.	
April 4	Saturday	DUKE*	7:00 p.m.	
April 5	Sunday	DUKE*	1:00 p.m.	
April 8	Wednesday	FAU	6:00 p.m.	
April 10	Friday	VIRGINIA TECH*	7:00 p.m.	
April 11	Saturday	VIRGINIA TECH*	7:00 p.m.	
April 12	Sunday	VIRGINIA TECH*	1:00 p.m.	
April 15	Wednesday	UCF	6:00 p.m.	
April 17	Friday	at Virginia*	6:00 p.m.	
April 18	Saturday	at Virginia*	4:00 p.m.	
April 19	Sunday	at Virginia*	1:00 p.m.	
April 22	Wednesday	FAU	6:00 p.m.	
April 24	Friday	FLORIDA STATE*	7:00 p.m.	
April 25	Saturday	FLORIDA STATE*	7:00 p.m.	
April 26	Sunday	FLORIDA STATE*	1:00 p.m.	
May 2	Saturday	at Pittsburgh* (G1)	1:00 p.m.	
May 2	Saturday	at Pittsburgh* (G2)	7:00 p.m.	
May 3	Sunday	at Pittsburgh	1:00 p.m.	
May 6	Wednesday	BETHUNE-COOKMAN	6:00 p.m.	
May 8	Friday	NEW YORK TECH	7:00 p.m.	
May 9	Saturday	NEW YORK TECH	7:00 p.m.	
May 10	Sunday	NEW YORK TECH	1:00 p.m.	
May 14	Thursday	GEORGIA TECH*	7:00 p.m.	
May 15	Friday	GEORGIA TECH*	7:00 p.m.	
May 16	Saturday	GEORGIA TECH*	1:00 p.m.	
May 20-24		2015 ACC Championship (Durham, N.C)		
May 30 - June 25		2015 NCAA Baseball Championship		

* indicates Atlantic Coast Conference game

BASEBALL

2015 UNIVERSITY OF MIAMI BASEBALL ROSTER

No.	Name	Pos.	B/T	HT.	WT.	Year	Hometown / High School / Previous School
0	Zack Collins	C	L/R	6-3	220	Soph.	Pembroke Pines, Fla. / American Heritage
2	Ricky Eusebio	OF	R/R	5-11	195	Jr.	Homestead, Fla. / Gulliver Prep
4	Johnny Ruiz	INF	L/R	5-11	195	Soph.	Coral Gables, Fla. / Westminster Christian
7	George Iskenderian	INF	R/R	6-0	190	Jr.	Englewood Cliffs, N.J. / Don Bosco Prep (Indian River CC)
8	David Thompson	3B	R/R	6-2	220	Jr.	Miami, Fla. / Westminster Christian
9	Sebastian Diaz	INF	R/R	6-0	180	Soph.	Southwest Ranches, Fla. / University
10	Justin Smith	OF	R/R	6-2	205	Fr.	St. John's, Fla. / Bartram Trail
13	Willie Abreu	OF	L/L	6-4	225	Soph.	Hialeah, Fla. / Mater Academy
14	Danny Garcia	LHP	L/L	6-1	195	Soph.	Miami, Fla. / Westwood Christian
17	Christopher Barr	1B/OF	L/L	6-1	200	Soph.	Royal Palm Beach, Fla. / Royal Palm Beach
18	Michael Mediavilla	LHP	L/L	6-5	225	Fr.	Hialeah, Fla. / Mater Academy
19	Bryan Garcia	RHP	R/R	6-1	205	Soph.	Miami, Fla. / Christopher Columbus
22	Luke Spangler	LHP	L/L	6-0	160	Fr.	Cape Coral, Fla. / Cape Coral
24	Jacob Heyward	OF	R/R	6-3	201	Soph.	McDonough, Ga. / Eagle's Landing Christian
27	Ryan Otero	RHP	R/R	6-5	205	R-Jr.	Coral Gables, Fla. / Ransom Everglades School
28	Malik Rosier	OF	R/R	6-3	213	Fr.	Mobile, Ala. / Faith Academy
30	Andrew Suarez	LHP	L/L	6-2	205	R-Jr.	Miami, Fla. / Christopher Columbus
31	Sam Abrams	RHP	R/R	5-9	175	Sr.	Miami, Fla. / Killian
32	Andy Honiotes	RHP	R/R	6-3	190	Fr.	Geneva, Ill. / Geneva Community
34	Derik Beauprez	RHP	L/R	6-5	233	Soph.	Cherry Hills Village, Colo. / Cherry Creek
35	Devin Meyer	RHP	L/R	6-3	180	Fr.	Coral Springs, Fla. / Coral Springs Christian Academy
37	Keven Pimentel	RHP	R/R	6-3	224	Fr.	Huntington Station, N.Y. / Montverde Academy
38	Daniel Briggi	RHP	R/R	6-0	190	Sr.	Croton, N.Y. / Hendrick Hudson
39	Cooper Hammond	RHP	R/R	6-3	205	Soph.	Venice, Fla. / Venice Senior
40	Garrett Kennedy	C	L/R	6-1	210	Sr.	Davie, Fla. / Archbishop McCarthy
42	Edgar Michelangeli	INF	R/R	6-1	210	R-Soph.	Miami, Fla. / Florida Christian
43	Thomas Woodrey	LHP	L/L	6-3	205	Jr.	Lighthouse Point, Fla. / Cardinal Gibbons
44	Peter Crocitto	1B	R/R	6-0	205	Fr.	Palm City, Fla. / South Fork
45	Carl Chester	OF	R/R	6-0	190	Fr.	Longwood, Fla. / Lake Brantley
47	Enrique Sosa	RHP	R/R	5-10	180	Jr.	Panama City, Panama / Acad. Interamericana de Panama
49	Daniel Epstein	LHP	L/L	6-0	160	Fr.	Weston, Fla. / University School
51	Brandon Lopez	SS	R/R	6-1	170	Jr.	Miramar, Fla. / American Heritage
52	Daniel Sayles	LHP	L/L	6-4	212	Sr.	Wauwatosa, Wisc / Wauwatosa E / Sac. City College
55	Jesse Lepore	RHP	R/R	6-4	210	Fr.	Beverly Hills, Fla. / Trinity Catholic

Head Coach: Jim Morris, Elon (1973), 22nd season

Assistant Coaches: Gino DiMare, Miami (1998), 16th season

J.D. Arteaga, Miami (2002), 13th season

Michael DeLucia, Campbell (2013), 1st season

Strength & Conditioning Coach: Brian Gabriel, Incarnate Word (1996), 2nd season

Director of Baseball Operations & Camps: Robert McDaniel, FIU (2003), 15th season

Athletic Trainer: Kenny Johnson, FIU (2009), 3rd season

PRONUNCIATION GUIDE

Willie Abreu	uh-BRAY-oo
Derik Beauprez	boh-PRAY
Peter Crocitto	cruh-SHEE-toe
Ricky Eusebio	you-SAY-bee-oh
George Iskenderian	ehsk-in-DARE-ee-an
Jesse Lepore	le-POOR-ee
Michael Mediavilla	med-ee-uh-VEE-yuh
Edgar Michelangeli	my-cuh-LANJ-uh-lee
Keven Pimentel	pim-ehn-TELL
Malik Rosier	ro-ZHEER

3 JIM MORRIS HEAD COACH

THE HURRICANES SKIPPER

- 1999 & 2001 National Coach of the Year (*Collegiate Baseball*)
- 1999 & 2001 National Coach of the year (*ABCA*)
- 1994 Coach of the Year (*Baseball America*)
- 2008 ACC Coach of the Year

Entering his 22nd season at Miami, few programs have qualified for the College World Series as much as Jim Morris and his Hurricanes. Miami, which has qualified for the NCAA Tournament an NCAA-record 42 consecutive years, has made it to Omaha in 11 of Morris' 21 seasons in Coral Gables. Morris set an NCAA record for guiding a program to the CWS in each of his first six years at UM. In addition, Morris won a record 13 consecutive NCAA Regionals from 1994-2006.

Morris has directed the Hurricanes to a 935-365-3 (.717) mark since arriving in 1994. Including his 12 seasons at Georgia Tech (1982-93), Morris has forged a 1,439-632-4 (.694) Division I record in 33 years as a head coach. Overall, Morris has been the head coach at the collegiate level for 36 seasons, spending the first four at DeKalb (Ga.) C.C. (now Georgia Perimeter College) from 1976-79, and has recorded a 1,570-672-4 (.698) mark.

In addition to carrying on Miami's great baseball reputation in the last 20 years, Morris personally led the charge in the construction of Alex Rodriguez Park, and logged hundreds of hours raising funds for the stadium project.

MORRIS IS A REGIONAL REGULAR

Jim Morris earned his 30th consecutive NCAA regional bid in 2014 when he guided the Canes to one of 16 host spots in the tournament. He has led Miami to a regional in each of his 21 seasons (1994-2014), winning 15 of those appearances. The 13 consecutive regional championships (1994-2006) was an NCAA record. He also went to nine straight regionals from 1985-93 with Georgia Tech. Additionally, Miami has advanced to nine Super Regionals under Morris.

Affectionately known as "3" by those surrounding the UM program, Morris led the 2014 Hurricanes to their 42nd-straight NCAA Tournament. Despite six signees being drafted in the 2013 MLB Draft, the Hurricanes reeled in a top-five recruiting class by national publications, with Zack Collins named *Baseball America* National Freshman of the Year under his direction in 2014.

MORRIS IN 36th SEASON AS HEAD COACH

Morris entered 2015 as the fourth-winningest active coach in Division I baseball with 1,435 wins. He wasted little time in moving up the record books, moving into sole possession of eighth-place in all-time wins (1,439) on Feb. 15 with a 25-4 win over Rutgers. Morris won his 1,500th game as a head coach in Miami's 4-1 upset of No. 1 North Carolina on March 15, 2013 in Chapel Hill, N.C.

Morris reached two coaching milestones in the first half of the 2014 season. He became just the eighth Division I coach to reach 1,400 wins in a 5-2 win over Boston College on March 8, and won his 900th game at Miami in a 7-1 upset of No. 3 Virginia on March 22.

Morris notched his milestone 1,000th win against Georgia Tech, with a 16-13 victory on April 4, 2004. Thirteen days later, he notched win No. 500 at Miami with a 7-3 win against Florida State on April 17. Morris' 1,000th win as a head coach, including time at DeKalb College, came in a 5-3 win over Northeastern in March 2001.



MAJOR LEAGUE GUIDANCE

Over 150 professional baseball players have played under Morris during their college careers at Miami, Georgia Tech and DeKalb.

Among the players Morris coached at Miami that went on to play in the Major Leagues were Yonder Alonso (San Diego), Ryan Braun (Milwaukee), Pat Burrell (Tampa Bay), Alex Cora (New York Mets), Yasmani Grandal (San Diego), Bobby Hill (San Diego), Aubrey Huff (Detroit), Ryan Jackson (St. Louis), Chris Perez (Cleveland), Cesar Carrillo (San Diego), Brian Barton (St. Louis), Eddy Rodriguez (San Diego), Gaby Sanchez (Florida), Blake Tekotte (Chicago White Sox), Charlton Jimerson (Houston), Jay Tessmer (New York Yankees), Danny Valencia (Minnesota Twins), Jon Jay (St. Louis), Danny Graves (Cincinnati) and Jason Michaels (Houston).

Standout players under Morris from his days at Georgia Tech were Nomar Garciaparra (Los Angeles Dodgers), Jay Payton (Oakland A's) and Jason Varitek (Boston Red Sox).

Morris has also enjoyed success on the International scene. From 1989-90, Morris served as head coach of the USA Baseball team that won a Silver Medal in the 1989 Presidential Cup (Taiwan), Bronze Medal at the Goodwill Games and the 1990 International Baseball Association (IBA) World All-Star Game in Atlanta. At the Goodwill Games, his USA squad won two of three games against Cuba, marking the first time in history a senior-level team won a series with Cuba. In 1987, Morris served as pitching coach under Ron Fraser at the Pan American Games (Silver Medal).

FAMILY MAN

Coach Morris and his wife Nhan live in Miami with their three-year old son, James W. Morris IV (Will).

WEEKEND NEWS & NOTES

ROAD TRIPPIN'

- Miami continues its **first road trip** of the 2015 season with a visit to Gainesville for a matchup with **No. 6 Florida**. First pitch for Friday's series opener is set for **7 p.m** (SEC Network+).
- UM fell **3-5 to FAU** on Wednesday to open a four-game road swing.
- The Hurricanes **captured the 2014 head-to-head series** against Florida at Mark Light Field, **winning the first two games** (6-4, 5-2) but **falling in the finale** (4-6).
- Miami carries a **126-110-1 all-time series lead** over the Gators in the historic rivalry, but trails **46-68-1** in games played in Gainesville.
- In its last trip to McKethan Stadium (2013), **Miami won the opener 3-2** on a ninth-inning RBI single from then-freshman **David Thompson** but dropped the final two games (4-6, 3-6).

BRING OUT THE BROOMS

- Miami completed its **first four-game sweep since 2003** to open its season, **outscored Rutgers 48-14** in a perfect 4-0 weekend.
- The Hurricanes won Sunday's finale by a **resounding 25-4 score** - **the first time** Miami had plated 20 or more runs since the **2009 season**. The team's 25 runs were the **most since a 27-1 win over Pace on May 2, 2003**.
- Miami connected for **53 hits over the four games**, including **16 doubles, four triples and two home runs**.

MILESTONES FOR MORRIS

- After leading his team to a 44-19 record in 2014, **head coach Jim Morris moved into ninth place** all-time in college baseball history (regardless of Division, four-year colleges) with 1,435 wins.
- Morris **wasted little time in moving up** that list in 2015, taking over **sole possession of eighth place** when Miami topped Rutgers 25-4 on Feb. 15, 2015 - his 1,439th win as head coach.
- Morris became just the **eighth coach in the history of Division I baseball** to accumulate **1,400 wins** when Miami beat Boston College 5-2 on **March 8, 2014**. Two weeks later, **Morris won his 900th game** at Miami in a 7-1 upset of No. 3 Virginia on March 22.
- **Morris ranks as the fourth-winningest among active Division I coaches by career victories (1,439) and fifth in winning percentage (.694)**. He is also the **second-winningest coach in ACC history**.

HIGH EXPECTATIONS

- After capturing the **2014 ACC Regular Season Championship**, the Hurricanes enter 2015 ranked in the **top 15 of every major college baseball preseason poll**. Miami's highest ranking is **No. 8** by *Baseball America*.
- Miami is also ranked No. 10 by *Perfect Game*, No. 14 by *Collegiate Baseball Newspaper*, No. 14 in the *USA Today* Coaches Poll and No. 14 by *D1Baseball.com*.
- The Hurricanes will feature a number of **Preseason All-Americans** on Opening Weekend, including reigning **2014 ACC Freshman of the Year Zack Collins** (consensus), **All-ACC closer Bryan Garcia** and **Washington Nationals' second-rounder & staff ace Andrew Suarez**.
- Miami's recruiting class was **ranked No. 2 nationwide** by *Perfect Game*, and includes MLB Draft picks: **George Iskenderian** (34th round), OF **Carl Chester** (38th) and LHP **Michael Mediavilla** (40th).

OPENING DAY RESULTS

Jim Morris Era

2015	Rutgers	W, 5-2
2014	Maine	W, 6-3
2013	Rutgers	W, 6-2
2012	Rutgers	W, 6-2
2010	Rutgers	W, 12-1
2009	Rutgers	W, 6-1
2008	Cincinnati	W, 3-1
2007	Mercer	L, 5-6
2006	FIU	W, 17-3
2005	FIU	W, 7-0
2004	Florida	L, 0-3
2003	FIU	W, 12-7
2002	Tennessee	W, 5-4
2001	FAU	W, 9-3
2000	Lynn	W, 5-4
1999	Barry	W, 8-3
1998	Barry	W, 9-0
1997	Hawai'i	L, 2-3
1996	Barry	W, 25-0
1995	FAU	W, 5-2
1994	Barry	W, 8-0

IN THE POLLS

Baseball America: #8

Perfect Game: #10

NCBWA: #11

Collegiate Baseball Newspaper: #14

USA Today Coaches Poll: #14

D1Baseball.com: #14

OPENING DAY STARTERS

2015	Andy Suarez vs. Rutgers (ND)
2014	Chris Diaz vs. Maine (W)
2013	Chris Diaz vs. Rutgers (W)
2012	Eric Erickson vs. Rutgers (W)
2011	Bryan Radziewski vs. Rutgers (ND)

WINNINGEST ACTIVE COACHES

(ENTERING 2015)

1) Augie Garrido (Texas) - 1,920
2) Mike Martin (Florida State) - 1,813
3) Mark Marquess (Stanford) - 1,530
4) Jim Morris (Miami) - 1,435
5) Jack Leggett (Clemson) - 1,300
6) Jim Gilligan (Lamar) - 1,297
7) Mike Fox (North Carolina) - 1,268
8) Pete Dunn (Stetson) - 1,254
9) Paul Mainieri (LSU) - 1,225
10) John Anderson (Minnesota) - 1,151

BASEBALL AMERICA T-25

- 1) Vanderbilt (SEC)
- 2) Louisiana State (SEC)
- 3) Houston (The American)
- 4) *Virginia* * (ACC)
- 5) Texas Tech (Big 12)
- 6) *Florida* (SEC)
- 7) Texas Christian (Big 12)
- 8) **Miami** (ACC)
- 9) Oklahoma State (Big 12)
- 10) Texas (Big 12)
- 11) UCLA (Pac-12)
- 12) *Louisville* * (ACC)
- 13) South Carolina (SEC)
- 14) Mississippi State (SEC)
- 15) Rice (C-USA)
- 16) Maryland (B1G)
- 17) *North Carolina* * (ACC)
- 18) Arizona State (Pac-12)
- 19) Kennesaw State (A-Sun)
- 20) Oregon (Pac-12)
- 21) *Florida State* * (ACC)
- 22) *UCF* (*The American*)
- 23) Florida International (C-USA)
- 24) UC-Santa Barbara (Big West)
- 25) Liberty (Big South)

bold italics indicates 2015 opponent

PRESEASON ALL-AMERICANS

Zack Collins

- Golden Spikes Award Watch
- *Baseball America* (1st Team)
- *Collegiate Baseball* (1st)
- *D1Baseball.com* (1st)
- *Perfect Game* (1st)

Bryan Garcia

- Stopper of the Year Watch
- NCBWA (1st Team)
- *Collegiate Baseball* (2nd)
- *Perfect Game* (3rd)

Andrew Suarez

- *Golden Spikes Award Watch*
- *Collegiate Baseball* (2nd Team)

David Thompson

- *Baseball America* (2nd Team)

WEEKEND NEWS & NOTES

A WEEKEND OF FIRSTS

- A number of Hurricanes made their debuts in Miami's sweep of Rutgers, while two newcomers made their first career starts: **Carl Chester** (left field) and **George Iskenderian** (shortstop).
- Five Hurricanes recorded their first hits: **Chester**, **Iskenderian**, outfielder **Malik Rosier**, outfielder **Justin Smith** and catcher **Peter Crocitto**.
- Four Hurricanes made their **first career appearances** on the mound: **Daniel Braggi**, **Andy Honiotes**, **Jesse Lepore** and **Michael Mediavilla**. The four combined to allow just **one earned run** in six innings.
- Junior **Enrique Sosa** struck out **10 batters** in his **first career start** Saturday night, while Rosier connected on his **first career home run** - a solo blast - in Sunday's finale.

FRESHMAN SENSATION

- Zack Collins delivered one of the best offensive seasons by a freshman in program history in 2014 en route to **ACC Freshman of the Year** and **Baseball America National Freshman of the Year** honors.
- Collins, who batted .298 with 11 home runs and 54 RBI, became the **sixth player in program history** to earn National Freshman of the Year honors from **Baseball America**, joining **Alex Fernandez** (1989), **Pat Burrell** (1996), **Kevin Howard** (2000), **Ryan Braun** (2003) and **Chris Hernandez** (2008).
- The Pembroke Pines, Fla., native was a consensus 2015 Preseason All-America first-team selection, earning the recognition from: **Baseball America**, **Collegiate Baseball Newspaper**, **NCBWA**, **Perfect Game** and **D1Baseball.com**, among others.

SHUT THEM DOWN

- Then-freshman **Bryan Garcia** was named the team's closer just prior to the 2014 season opener and rewarded the coaching staff with an **All-American** campaign (**NCBWA**, third team).
- An **All-ACC Second Team** selection as a reliever, **Garcia set the Miami freshman saves record** and tied for **11th-most saves nationally** with 15 in 2014. He was a consensus Freshman All American first-team selection at reliever.
- Garcia, whose 15 saves were **tied for the seventh-most** in a single season in UM history, was named a 2015 **Preseason All American** by **Collegiate Baseball Newspaper** and **Perfect Game**.

SPIKES & STOPPER WATCH LISTS

- In addition to Preseason All-America accolades, **Zack Collins** and **Andrew Suarez** were among the 50 players on the **watch list** for the USA Baseball **Golden Spikes Award**.
- Miami was **one of just seven programs with multiple players** on the watch list for the Golden Spikes Award. The only Spikes winner in program history is **Pat Burrell (1998)**.
- Sophomore closer **Bryan Garcia** was named to NCBWA's **Stopper of the Year** watch list, recognizing the **top closer in the country**.

2014 RETURNING STAT LEADERS

OFFENSE

Average: Zack Collins (.298)
Games Played: Z. Collins / W. Abreu (61)
Games Started: Willie Abreu (59)
At Bats: Willie Abreu (220)
Runs: Zack Collins (32)
Hits: Zack Collins / Willie Abreu (61)
Doubles: Zack Collins (14)
Triples: Zack Collins (3)
Home Runs: Zack Collins (11)
Runs Batted In: Zack Collins (54)
Total Bases: Zack Collins (114)
SLG Percent.: Zack Collins (.556)
Walks: Zack Collins (42)
OB Percent.: Zack Collins (.427)
Stolen Bases: R. Eusebio / B. Lopez (6)

PITCHING

ERA (50+ IP): Bryan Garcia (1.75)
Wins: Bryan Garcia (7)
Losses: Bryan Garcia (4)
Appearances: Cooper Hammond (35)
Games Started: Andrew Suarez (16)
Complete Games: Andrew Suarez (1)
Saves: Bryan Garcia (15)
Innings Pitched: Andrew Suarez (109.2)
Hits Allowed: Andrew Suarez (108)
Runs Allowed: Andrew Suarez (46)
Earned Runs Allowed: Andrew Suarez (36)
Walks: Bryan Garcia (19)
Strikeouts: Andrew Suarez (87)
Wild Pitches: Andrew Suarez (11)
B/AVG Against: Bryan Garcia (.220)

THE LAST TIME A HURRICANE...

Led Off Game with HR...	Zeke DeVoss (4/3/2011 vs. Boston College)
Back-to-Back Games with Leadoff HR ...	Charlton Jimerson (6/09/2001, 6/11/2001)
Had Six Hits in a Game...	Mark Sobolewski (3/18/2008 vs. Cornell)
Five Hits...	Nathan Melendres (4/23/2011 vs. North Carolina)
Two Hits in One Inning...	Jason Hagerty (3/7/2008 vs. Boston College)
Hit Three HR's in a Game...	Scott Lawson (6/5/2010 vs. Texas A&M)
Two HR's...	Zack Collins (6/1/2014 vs. Bethune-Cookman)
Hit Two HR's in One Inning...	Kevin Brown (3/16/1999 vs. Ohio State)
Hit Pinch Hit HR...	Sebastian Diaz (5/2/2014 vs. Alabama St.)
Hit Inside the Park HR...	Paco Figueroa (5/8/2005 vs. Jacksonville)
Hit Grand Slam...	Dale Carey (5/10/2014 vs. Duke)
Hit for the Cycle...	Gaby Sanchez (5/2/2003 vs. Pace)
Record 10 RBI in One Game...	Kevin Brown (5/27/2001 vs. Stetson)
Nine RBI...	Chad Rupp (4/25/1998 vs. FSU)
Eight RBI...	Danny Valencia (4/9/2005 vs. Virginia)
Seven RBI...	Blake Tekotte (4/12/2008 vs. Georgia Tech)
Six RBI...	Zack Collins (3/30/2014 vs. NC State)
Threw CG Shutout...	Andrew Suarez (5/30/2014 vs. Bethune-Cookman)
Recorded Back-to-Back CG's...	David Gil (5/12/2000, 5/27/2000)
Recorded CG 1-Hit S/O...	J.D. Cockroft (5/31/2003 vs. FAU)
Recorded a Perfect Game...	Javi Salas (3/4/2014 vs. Villanova)
Recorded a No-Hitter (non-PG)...	Alex Fernandez (3/18/1989 vs. Maine)
Struck Out 10 Batters...	Enrique Sosa (2/14/2015 vs. Rutgers)
Recorded Three-Pitch Inning...	Chris Hernandez (6/2/2010 vs. Florida)
Recorded Three Pickoffs in a Game...	Brian Walker (3/16/2001 vs. East Carolina)

WEEKEND NEWS & NOTES

DEATH, TAXES & THE NCAA POSTSEASON

- The Miami Hurricanes extended their own college baseball record with their 42nd consecutive trip to the NCAA postseason in 2014. Miami has not missed the postseason since 1973.
- The Hurricanes' 42 straight trips to the NCAA postseason are the longest active postseason streak of any Division I program in any sport nationwide.
- Jim Morris has led teams to the NCAA postseason in 30 straight years - all 21 years at Miami and his final nine years at Georgia Tech.

2015 TEAM TOPS ALUMNI 4-1

- The 2015 edition of the Hurricanes topped a group of former players in the annual Alumni Game on Saturday, Feb. 7, earning a 4-1 win in front of a crowd of roughly 2,000 at Mark Light Field.
- Junior righthander Enrique Sosa tossed five innings, scattering four hits and one unearned run. Boston Red Sox' minor leaguer Chris Hernandez (AAA) started for the Alumni.
- A number of Hurricanes made their debuts in the game, including freshmen Carl Chester, Peter Crocitto, Malik Rosier, Justin Smith and Michael Mediavilla, as well as junior college transfer George Iskenderian, who started at shortstop.

"THE LIGHT" RANKED AMONG BEST PARKS

- In recent rankings released by Stadium Journey, Alex Rodriguez at Mark Light Field was ranked the No. 27 overall experience and second-best experience in all of college baseball.
- Miami drew over 100,000 fans to "The Light" in 2014, averaging over 2,500 fans per game. The Hurricanes finished 23-10 at home last season.
- The famous "Mark Light Milkshake" stand has begun its 30th year of operation in 2015. In 2013, the 250,000th milkshake was sold - follow @MarkLightShake on Twitter and Instagram for more.

ACC TOURNEY IN DURHAM THROUGH 2018

- The ACC Championship will be held at Durham Bulls Athletic Park through the 2018 season, the conference office announced. The tournament had alternated between Greensboro and Durham in recent years.
- The ACC Baseball Championship has been held in Durham eight times previously, including three of the past six years. In 2013, tournament records for single-game attendance (11,329) and championship game attendance (8,697) were set.
- Durham Bulls Athletic Park began a \$20 million transformation last year. In 2014, the DBAP boasts an all new playing surface, improved field lights, new seats, additional group picnic areas, and upgraded video displays and sound system.
- Miami was the top seed at last year's ACC Championship after finishing No. 1 in the conference with a 24-6 record in ACC play. The Hurricanes have not missed the ACC Championship since joining the conference prior to the 2005 baseball season.

COLLEGIATE BASEBALL T-30

- 1) Texas Christian (Big 12)
- 2) Vanderbilt (SEC)
- 3) *Virginia* * (ACC)
- 4) Louisiana State* (SEC)
- 5) *Florida* (SEC)
- 6) Houston (The American)
- 7) Texas Tech (Big 12)
- 8) UCLA (Pac 12)
- 9) Arizona State (Pac 12)
- 10) Oklahoma State (Big 12)
- 11) *Florida State* * (ACC)
- 12) Texas (Big 12)
- 13) Rice (C-USA)
- 14) Miami (ACC)
- 15) *Louisville* * (ACC)
- 16) UC Santa Barbara (Big West)
- 17) Oregon (Pac 12)
- 18) Mississippi State (SEC)
- 19) *North Carolina* * (ACC)
- 20) South Carolina (SEC)
- 21) Baylor (Big 12)
- 22) Indiana (Big 10)
- 23) Stanford (Pac 12)
- 24) Liberty (Big South)
- 25) Cal State Fullerton (Big West)
- 26) Illinois (Big 10)
- 27) Maryland (Big 10)
- 28) *Georgia Tech* * (ACC)
- 29) Kennesaw State (A-Sun)
- 30) Alabama (SEC)

bold italics indicates 2015 opponent

MLB PLAYERS (since 1999)

- 1) Louisiana State - 45
- 2) Stanford - 41
- T-3) Arizona State - 36
- T-3) Long Beach State - 36
- T-5) MIAMI - 35**
- T-5) Cal State Fullerton - 35
- T-5) Southern California - 35
- 8) UCLA - 33
- 9) Florida State - 30
- T-10) Arizona - 28
- T-10) Texas - 28

GAMEWINNING HITS

- 2/13 **Johnny Ruiz** (1B)
 2/14 **Zack Collins** (2B)
 2/14 None (E-4)
 2/15 **Ricky Eusebio** (2B)

HOME RUN TRACKER

- 2/15 **David Thompson** (3-R)
 2/15 **Malik Rosier** (solo)
 2/19 **Carl Chester** (solo)

ON THE AIRWAVES

WQAM 560

- 2/14 **Rutgers** 7 p.m.
 2/27 **Wright State** 7 p.m.
 3/1 **Wright State** 1 p.m.
 3/15 **NC State*** 1 p.m.
 4/3 **Duke*** 7 p.m.
 4/10 **Virginia Tech*** 7 p.m.
 4/12 **Virginia Tech*** 1 p.m.
 4/24 **Florida State*** 7 p.m.
 4/25 **Florida State*** 7 p.m.
 4/26 **Florida State*** 1 p.m.
 5/8 **NYIT** 7 p.m.
 5/14 **Georgia Tech*** 7 p.m.
 5/15 **Georgia Tech*** 7 p.m.
 5/16 **Georgia Tech*** 1 p.m.

WVUM 90.5 FM

Carries every Miami Hurricanes baseball game - both home & away


WHERE TO WATCH

- 2/20 @ Florida SECN+
 2/21 @ Florida SEC Network
 2/22 @ Florida SECN+

 3/6 @ Louisville* ESPN3
 3/7 @ Louisville* ESPN3
 3/8 @ Louisville* ESPN3
 3/20 @ Wake Forest* ESPN3
 3/21 @ Wake Forest* ESPN3
 3/22 @ Wake Forest* ESPN3
 3/27 @ North Carolina* ESPN3
 3/28 @ North Carolina* ESPN3
 3/29 @ North Carolina* ESPN3

 4/25 Florida State* ESPNU

2015 MIAMI HURRICANES PHOTO ROSTER / SPOTTING CHART



#0 Zack Collins



#2 Ricky Eusebio



#4 Johnny Ruiz



#7 George Iskenderian



#8 David Thompson



#9 Sebastian Diaz



#10 Justin Smith



#13 Willie Abreu



#14 Danny Garcia




#17 Christopher Barr



#18 Michael Mediavilla



#19 Bryan Garcia



#22 Luke Spangler



#24 Jacob Heyward



#27 Ryan Otero



#28 Malik Rosier



#30 Andrew Suarez



#31 Sam Abrams




#32 Andy Honiotes



#34 Derik Beauprez



#35 Devin Meyer



#37 Keven Pimentel



#38 Daniel Briggs



#39 Cooper Hammond



#40 Garrett Kennedy



#42 Edgar Michelangeli



#43 Thomas Woodrey



#44 Peter Crocitto



#45 Carl Chester



#47 Enrique Sosa



#49 Daniel Epstein



#51 Brandon Lopez



#52 Daniel Sayles



#55 Jesse Lepore

2015 MIAMI HURRICANES BASEBALL PLAYER PROFILES

PITCHER PROFILES

31 • SAM ABRAMS RHP

5-9 • 185 • SR • Miami, FL • Killian

- Has started grad school at Miami for final year of eligibility
- Provides different look out of bullpen with sidearm delivery
- Made season debut against Rutgers (2/14), allowing one BB
- Local product, who carried a perfect 4.0 GPA in high school

CAREER STATISTICS

YEAR	ERA	W-L	APP	IP	H	R	ER	BB	SO	B/AVG
2015	0.00	0-0	1	0.0	0	0	0	1	0	.000
2014	6.75	0-0	4	2.2	3	2	0	0	3	.300
2013	10.80	0-0	3	1.2	1	2	2	2	2	.200
2011	3.72	0-0	7	9.2	9	5	4	4	5	.243

CAREER	5.53	0-0	15	14.0	13	9	8	6	10	
--------	------	-----	----	------	----	---	---	---	----	--

CAREER HIGHS

Innings: 3.2, vs. Florida, 3/26/2011
 Hits: 2, four times
 Runs: 4, vs. Georgia Tech, 3/26/2011
 Earned Runs: 4, vs. Georgia Tech, 3/26/2011
 Strikeouts: 2, twice
 Walks: 2, twice

34 • DERIK BEAUPREZ RHP

6-5 • 233 • SO • Cherry Hills Vill., CO • Cherry Creek

- Tagged for career-high three runs & six hits in start vs. FAU 2/18
- Pitched two games in relief vs. Rutgers, earning win on 2/15
- Finished weekend vs. RU with 3.2 IP, 3K's and 1ER allowed
- 4.0 scoreless innings in '14 NCAA Regional start vs. Texas Tech
- Drafted in 25th round of 2013 MLB Draft by Boston Red Sox
- Ranked No. 128 high school senior nationwide by *Perfect Game*
- Back-to-back first-team All-Colorado from *Denver Post* (2012-13)

CAREER STATISTICS

YEAR	ERA	W-L	APP	IP	H	R	ER	BB	SO	B/AVG
2015	6.35	1-0	3	5.2	9	4	4	1	4	.375
2014	0.83	1-0	6	21.2	13	2	2	8	17	.167

CAREER	1.97	2-0	9	27.1	22	6	6	9	21	
--------	------	-----	---	------	----	---	---	---	----	--

CAREER HIGHS

Innings: 5.0, vs. FGCU, 3/26/2014
 Hits: 6, vs. FAU, 2/18/2015
 Runs: 3, vs. FAU, 2/18/2015
 Earned Runs: 3, vs. FAU, 2/18/2015
 Strikeouts: 4, vs. FGCU, 3/26/2014
 Walks: 4, vs. Bethune-Cookman, 4/2/2014

38 • DANIEL BRIGGI RHP

6-0 • 190 • SR • Croton, N.Y. • Hendrick Hudson

- Made career debut versus RU (2/15), throwing two clean innings
- Walk-on who will see action in bullpen in first college season
- Finished senior year of HS with 5-3 record with 2.80 ERA
- Major is economics, planning for medical school after graduation

CAREER STATISTICS

YEAR	ERA	W-L	APP	IP	H	R	ER	BB	SO	B/AVG
2015	0.00	0-0	1	2.0	0	0	0	0	2	.000

49 • DANIEL EPSTEIN LHP

6-0 • 160 • FR • Weston, Fla. • University School

- Four-year letterwinner at University
- Finished senior season with 1.40 ERA and .321 batting AVG
- Went 14-of-16 on stolen base attempts
- Struck out 11 batters compared to two walks in final season

19 • BRYAN GARCIA RHP

6-1 • 205 • SO • Miami, FL • Christopher Columbus

- Made season debut vs. Rutgers (2/13), picking up first save of '15
- Named to '15 NCBWA Stopper of the Year Watch List (top closer)
- UM freshman record w/15 saves - NCBWA 3rd-Team All-American
- Finished with 1.75 ERA - leads all 2015 returners with seven wins
- 10 of 15 saves in 2014 requires more than one inning of work
- Named 2013 Class 6A-8A Pitcher of the Year by *Miami Herald*

CAREER STATISTICS

YEAR	ERA	W-L	APP	IP	H	R	ER	BB	SO	B/AVG
2015	0.00	0-0	2	1.1	1	0	0	0	0	.250
2014	1.75	7-4	31	51.1	40	12	10	19	56	.220

CAREER	1.72	7-4	32	52.2	41	12	10	19	56	
--------	------	-----	----	------	----	----	----	----	----	--

CAREER HIGHS

Innings: 3.0, vs. FGCU, 3/19/2014
 Hits: 3, six times
 Runs: 2, vs. Virginia, 3/24/2014
 Earned Runs: 2, vs. Virginia, 3/24/2014
 Strikeouts: 4, twice
 Walks: 2, four times

14 • DANNY GARCIA LHP

6-1 • 195 • SO • Miami, FL • Westwood Christian

- Pitched 2.2 scoreless in relief last time out vs. FAU (2/18)
- Tossed 3.0 innings in start vs. Rutgers (2/15), exiting with ND
- Made career-first start versus Villanova (3/5/14), striking out eight
- Earned first-team All-Dade from *Miami Herald* last two HS seasons

CAREER STATISTICS

YEAR	ERA	W-L	APP	IP	H	R	ER	BB	SO	B/AVG
2015	4.76	0-0	2	5.2	5	3	3	3	3	.227
2014	6.30	0-1	11	20.0	22	16	14	10	18	.282

CAREER	5.96	0-1	13	25.2	27	19	17	13	21	
--------	------	-----	----	------	----	----	----	----	----	--

CAREER HIGHS

Innings: 4.2, vs. Stetson, 3/12/2014
 Hits: 9, vs. UCF, 3/18/2014
 Runs: 4, vs. UNC, 4/16/14
 Earned Runs: 3, three times
 Strikeouts: 8, vs. Villanova, 3/5/2014
 Walks: 2, twice

39 • COOPER HAMMOND RHP

6-2 • 195 • SO • Venice, FL • Venice

- Charged w/ loss vs. FAU (2/18), allowed 3 hits & 2 runs in 1.1 IP
- Made 2 APP vs. Rutgers: earned win on 2/13, save on 2/14
- Was one of team's top relievers, team-high 35 appearances in '14
- Unorthodox submarine delivery, finished w/2.29 ERA in 35.1 IP
- Named 2013 *Sarasota-Herald Tribune* 7A Player of the Year
- Registered 9-0 record with 0.13 ERA in 56 innings as HS senior

CAREER STATISTICS

YEAR	ERA	W-L	APP	IP	H	R	ER	BB	SO	B/AVG
2015	5.40	1-1	3	3.1	4	2	2	0	3	.286
2014	2.29	5-2	35	35.1	32	14	9	11	37	.252

CAREER	2.56	6-3	38	38.2	36	16	11	11	40	
--------	------	-----	----	------	----	----	----	----	----	--

CAREER HIGHS

Innings: 2.1, vs. Texas Tech, 6/2/14
 Hits: 4, vs. Texas Tech, 6/2/14
 Runs: 2, four times
 Earned Runs: 2, twice
 Strikeouts: 3, vs. Georgia Tech, 3/14/2014
 Walks: 1, 11 times

32 • ANDY HONIOTES RHP

6-3 • 190 • FR • Geneva, Ill. • Geneva Community

- Made career debut on 2/15 vs. Rutgers, tossing one scoreless IP
- Earned MVP honors at 2011 *Perfect Game* National Games

CAREER STATISTICS

YEAR	ERA	W-L	APP	IP	H	R	ER	BB	SO	B/AVG
2015	0.00	0-0	1	1.0	1	0	0	0	2	.250

55 • JESSE LEPORE RHP

6-4 • 210 • FR • Beverly Hills, Fla. • Trinity Catholic

- Made career debut on 2/14 vs. Rutgers, allowing 1 ER in 1.1 IP
- Ranked No. 210 national high school prospect by *Perfect Game*
- Led team to state championship in final season at Trinity Catholic
- Earned Pitcher of the Year from *Ocala Star-Banner* in 2014
- Finished final season with 8-1 record, 97 K's in 55.1 innings

CAREER STATISTICS

YEAR	ERA	W-L	APP	IP	H	R	ER	BB	SO	B/AVG
2015	6.75	0-0	1	1.1	2	3	1	2	0	.286

18 • MICHAEL MEDIAVILLA LHP

6-5 • 225 • FR • Hialeah, Fla. • Mater Academy

- Has made three appearances in first five games - 2 IP, 0 H, 2 K's
- Could replace Thomas Woodrey as Miami's top lefty reliever
- Selected by Cincinnati Reds in 40th Round of 2014 MLB Draft
- Ranked No. 240 national high school prospect by *Perfect Game*
- Led Mater to '14 state championship & back-to-back district titles
- Finished pitching career with 25-4 record and 237 strikeouts

CAREER STATISTICS

YEAR	ERA	W-L	APP	IP	H	R	ER	BB	SO	B/AVG
2015	0.00	0-0	3	2.0	0	0	0	1	2	.000

CAREER HIGHS

Innings: 1.0, vs. Rutgers, 2/15/2015
 Hits: N/A
 Runs: N/A
 Earned Runs: N/A
 Strikeouts: 1, twice
 Walks: 1, vs. Rutgers, 2/15/2015

35 • DEVIN MEYER RHP

6-3 • 190 • FR • Coral Springs, Fla. • Coral Springs Christian

- Four-year letterwinner at Coral Springs Christian Academy
- Named All-Country 1st Team by *Miami Herald* in junior season
- Finished with 0.36 ERA, 64 K's and just 8 BB in junior season
- Missed senior season at Coral Springs Christian due to surgery

38 • RYAN OTERO RHP

6-5 • 205 • JR • Coral Gables, FL • Ransom Everglades

- Pitched 1.1 scoreless innings in relief last time out vs. FAU (2/18)
- Went career-long 3 IP in win over Rutgers (2/14)
- Could factor into weekend rotation in redshirt junior season
- Led team in strikeouts during fall ball, where he impressed
- Older brother Dan plays for Oakland Athletics

CAREER STATISTICS

YEAR	ERA	W-L	APP	IP	H	R	ER	BB	SO	B/AVG
2015	4.15	0-0	2	4.1	2	2	2	1	1	.143
2014	0.00	0-0	1	0.1	1	0	0	0	1	.333
2013	13.50	0-0	4	3.1	4	7	5	5	2	.267

CAREER	9.45	0-0	7	8.0	7	9	7	6	4	
--------	------	-----	---	-----	---	---	---	---	---	--

CAREER HIGHS

Innings: 3.0, vs. Rutgers, 2/14/2015
 Hits: 3, vs. Virginia, 3/29/2013
 Runs: 4, vs. Virginia, 3/29/2013
 Earned Runs: 3, twice
 Strikeouts: 1, four times
 Walks: 2, vs. Illinois State, 3/12/2013

37 • KEVEN PIMENTEL RHP

6-3 • 225 • FR • Huntington Station, NY • Montverde

- Ranked No. 105 national high school prospect by *Perfect Game*
- All-conference recognition & All-America from *Perfect Game*
- Name to 2014 Louisville Slugger Preseason All-America first team

PLAYER PROFILES

52 • DANIEL SAYLES LHP

6-4 • 212 • Jr. • Wauwatosa, Wisc. • Sacra. City Coll.
 • Made season debut on 2/14 vs. RU, tossing 0.2 scoreless innings
 • Made career debut with scoreless IP in win over Villanova (3/5/14)
 • Spent two seasons at Sacramento City College
 • Named 2012-13 Male Scholar-Athlete of the Year in final season

CAREER STATISTICS

YEAR	ERA	W-L	APP	IP	H	R	ER	BB	SO	B/AVG
2015	0.00	0-0	1	0.2	0	0	0	0	0	.000
2014	7.36	0-1	5	3.2	5	4	3	2	3	.385
CAREER	6.23	0-1	6	4.1	5	4	3	2	3	--

CAREER HIGHS

Innings: 1.0, twice
 Hits: 2, vs. Stetson, 3/12/2014
 Runs: 3, vs. Stetson, 3/12/2014
 Earned Runs: 3, vs. Stetson, 3/12/2014
 Strikeouts: 2, vs. UCF, 3/18/2014
 Walks: 1, twice

47 • ENRIQUE SOSA RHP

5-10 • 180 • JR • Panama City, Panama
 • Dominated in first career start w/10 K's and earning W in 5.2 IP
 • Set career highs in strikeouts, IP and earned first career W (2/14)
 • Impressed during fall ball & spring practice to earn rotation spot
 • Made 11 appearances out of bullpen in 2014, totaling 15.1 IP
 • True swing & miss curveball, low 90's fastball in repertoire

CAREER STATISTICS

YEAR	ERA	W-L	APP	IP	H	R	ER	BB	SO	B/AVG
2015	0.00	1-0	1	5.2	1	0	0	2	10	.059
2014	7.04	0-1	11	15.1	12	14	12	11	14	.207
2013	6.43	0-0	5	7.0	8	5	5	6	3	.296
CAREER	5.46	0-1	17	28.0	20	19	17	19	27	--

CAREER HIGHS

Innings: 5.2, vs. Rutgers, 2/14/2015
 Hits: 3, vs. Duke, 3/9/2013
 Runs: 4, vs. Virginia, 3/23/2014
 Earned Runs: 4, vs. Virginia, 3/23/2014
 Strikeouts: 10, vs. Rutgers, 2/14/2015
 Walks: 2, five times

30 • ANDREW SUAREZ LHP

6-2 • 205 • R-JR. • Miami, FL • Christopher Columbus
 • Made season debut 2/13 on Opening Day: 5.0 IP, 2ER, 3K's (ND)
 • Returned to UM after being selected in MLB Draft 2nd Rd. (WAS)
 • Named to '15 Golden Spikes Award watch list, honoring top player
 • 2014 All-ACC Third Team selection with team-high 109.2 innings
 • Figures to be among top pitchers in country in 2015
 • Missed almost all freshman season (2012) due to shoulder surgery

CAREER STATISTICS

YEAR	ERA	W-L	APP	IP	H	R	ER	BB	SO	B/AVG
2015	3.60	0-0	1	5.0	8	2	2	2	3	.381
2014	2.95	6-3	16	109.2	108	46	36	15	87	.256
2013	3.95	3-5	15	86.2	94	47	38	19	57	.282
2012	19.29	0-0	3	2.1	6	5	5	1	1	.462
CAREER	3.58	9-8	35	203.2	216	100	81	37	148	--

CAREER HIGHS

Innings: 9.0, four times
 Hits: 11, twice
 Runs: 7, twice
 Earned Runs: 7, twice
 Strikeouts: 10, twice
 Walks: 5, vs. Wake Forest, 5/12/2013

22 • LUKE SPANGLER LHP

6-0 • 150 • FR. • Cape Coral, FL • Cape Coral
 • Ranked No. 233 national high school prospect by *Perfect Game*
 • Career record of 11-4 on mound with 100 strikeouts over career
 • Also batted .278 with 24 RBI and 42 runs scored in first 3 years

43 • THOMAS WOODREY LHP

6-3 • 205 • JR. • Lighthouse Point, FL • Card. Gibbons
 • First start since freshman YR on 2/14/2015: 6.0 IP, 2ER, 2K's (W)
 • Will make transition from bullpen to rotation in 2015
 • Has perfect 9-0 career record with 2.81 ERA in 96.0 IP
 • Had 31 appearances in 2014, all out of bullpen - 2.54 ERA
 • Has 66 strikeouts in career, career-high 5 vs FAU (2/20/2013)

CAREER STATISTICS

YEAR	ERA	W-L	APP	IP	H	R	ER	BB	SO	B/AVG
2015	3.00	1-0	1	6.0	5	3	2	2	2	.227
2014	2.54	4-0	31	49.2	38	14	14	11	36	.221
2013	3.12	4-0	19	40.1	35	18	14	14	30	.230
CAREER	2.81	9-0	51	96.0	78	35	30	27	68	--

CAREER HIGHS

Innings: 8.0, vs. Maine, 3/5/2013
 Hits: 7, vs. FAU, 2/20/2013
 Runs: 4, vs. Florida State, 3/1/2014
 Earned Runs: 4, vs. Florida State, 3/1/2014
 Strikeouts: 5, vs. FAU, 2/20/2013
 Walks: 5, vs. FAU, 2/20/2013

HITTER PROFILES

13 • WILLIE ABREU OF

6-4 • 225 • SO • Hialeah, FL • Mater Academy
 • Had RBI groundout last time out vs. FAU (2/18), finished 1-for-5
 • Finished Opening Weekend: 3-for-10 with 3 R, 2 RBI, 4 BBs
 • 2014 All-ACC third-team outfielder is among team's top hitters
 • Hit .277 freshman year in 59 starts, most of any freshman
 • 61 hits were tied for third-most among all Hurricanes
 • Drafted in 14th round of 2013 MLB Draft by Cincinnati Reds
 • Ranked No. 175 Draft-eligible prospect in 2013 by *Perfect Game*

CAREER STATISTICS

YEAR	AVG	GP-GS	AB	R	H	2B	3B	HR	RBI	SB-A
2015	.267	5-5	15	3	4	0	0	0	3	0-0
2014	.277	61-59	220	29	61	8	1	1	28	4-5
CAREER	.277	66-64	235	32	65	8	1	1	31	4-5

CAREER HIGHS

At Bats: 7, vs. North Carolina, 5/16/2014
 Runs: 3, twice
 Hits: 3, twice
 RBI: 3, vs. Virginia, 3/24/2014
 Walks: 2, nine times
 Steals: 1, four times
 Hitting Streak: 12 games

17 • CHRISTOPHER BARR 1B

6-1 • 200 • SO • Royal Palm Beach, FL • RPBeach HS
 • Started five straight games at 1B, where he excels defensively
 • Finished Opening Weekend .347 (5-for-14), went 1-for-4 vs. FAU
 • Missed 2014 season while recovering from surgery
 • Action in 55 games in freshman season (2013), including 29 starts

CAREER STATISTICS

YEAR	AVG	GP-GS	AB	R	H	2B	3B	HR	RBI	SB-A
2015	.333	5-5	18	3	6	2	0	0	2	0-0
2013	.217	55-29	115	27	25	1	1	0	6	7-10
CAREER	.233	60-34	133	30	31	3	1	0	8	7-10

17 • CHRISTOPHER BARR (cont'd) 1B

CAREER HIGHS

At Bats: 5, twice
 Runs: 2, twice
 Hits: 2, four times
 RBI: 3, vs. Virginia Tech, 3/22/2013
 Walks: 2, vs. Virginia Tech, 3/22/2013
 Steals: 2, vs. North Carolina, 3/17/2013
 Hitting Streak: 5 games

45 • CARL CHESTER OF

6-0 • 190 • FR. • Longwood, FL • Lake Brantley
 • Has made five straight starts in LF & as speedy leadoff hitter
 • Connected on solo HR vs. FAU (2/18) to tie game 3-3 in 8th inning
 • Has opened career on 5-game hitting streak heading into UF series
 • Selected in 38th round of 2014 MLB Draft by Milwaukee
 • Ranked No. 68 high school prospect by *Perfect Game*
 • Chosen by *D1Baseball.com* as pick for ACC Freshman of the Year
 • Recognized for exceptional speed, will likely start in outfield

CAREER STATISTICS

YEAR	AVG	GP-GS	AB	R	H	2B	3B	HR	RBI	SB-A
2014	.304	5-5	23	5	7	2	0	1	4	0-2

CAREER HIGHS

At Bats: 5, three times
 Runs: 2, twice
 Hits: 2, twice
 RBI: 1, four times
 Walks: 1, vs. Rutgers, 2/14/2015
 Hitting Streak: 5 games (current)

0 • ZACK COLLINS C/DH

6-3 • 220 • SO • Pembroke Pines, Fla. • Amer. Heritage
 • Finished Opening Weekend 4-for-12 (.333) w/2 2Bs, 1 3B, 6 RBI
 • Consensus Preseason All-America after dominant freshman season
 • 6th *Baseball America* National Freshman of the Year from Miami
 • Named ACC Freshman of the Year and to All-ACC Third Team at C
 • Finished with 11 homers, 54 RBI, .427 on-base % & .556 slug %
 • Ranked by *Perfect Game* as top 2016 Draft-eligible player in ACC
 • Became 1st since Yonder Alonso ('06) to have HR as 1st career hit
 • Drafted by Cincinnati Reds in 27th round of 2013 MLB Draft

CAREER STATISTICS

YEAR	AVG	GP-GS	AB	R	H	2B	3B	HR	RBI	SB-A
2015	.250	5-5	16	5	4	2	1	0	6	3-3
2014	.298	61-58	205	32	61	14	3	11	54	0-0
CAREER	.294	66-63	221	37	65	16	4	11	60	3-3

CAREER HIGHS

At Bats: 6, twice
 Runs: 2, eight times
 Hits: 4, vs. Notre Dame, 4/20/2014
 RBI: 6, vs. NC State, 3/30/2014
 Walks: 3, three times
 Hitting Streak: 9 games

44 • PETER CROCITTO C/3B

6-0 • 205 • FR. • Palm City, FL • South Fork
 • Recorded first career hit on single against Rutgers (2/15)
 • *Perfect Game* High School Honorable Mention from 2012-14
 • Hit .396 with one home run in final season, .409 as junior

CAREER STATISTICS

YEAR	AVG	GP-GS	AB	R	H	2B	3B	HR	RBI	SB-A
2015	.333	1-0	3	0	1	0	0	0	0	0-0

CAREER HIGHS

At Bats: 3, vs. Rutgers, 2/15/2015
 Runs: N/A
 Hits: 1, vs. Rutgers, 2/15/2015
 RBI: N/A
 Walks: N/A

PLAYER PROFILES

9 • SEBASTIAN DIAZ INF

- 6-0 • 180 • SO • Southwest Ranches, FL • University
- Saw action in 16 games, including five starts, as freshman in '14
 - Hit career-first home run against Alabama State (5/2/2014)
 - Earned 2012 second-team All-Broward honors from *Miami Herald*
 - Named All-Broward honorable mention by *Miami Herald* in 2011

CAREER STATISTICS

YEAR	AVG	GP-GS	AB	R	H	2B	3B	HR	RBI	SB-A
2014	.179	16-5	28	8	5	2	0	1	3	0-0

CAREER HIGHS

At Bats: 4, four times
 Runs: 2, vs. Bethune-Cookman, 4/2/2014
 Hits: 1, five times
 RBI: 2, vs. Alabama State, 5/2/2014
 Walks: 5, vs. Bethune-Cookman, 4/2/2014
 Steals: N/A
 Hitting Streak: 2 games

2 • RICKY EUSEBIO OF

- 5-11 • 195 • JR • Homestead, FL • Gulliver Prep
- Started Opening Weekend in CF, hit .583 (7-for-12) with 3 SB, 8 R
 - Delivered gamewinning hit in 2/15 win over RU, bases-clearing 2B
 - Riding four-game hitting streak into Wednesday versus FAU
 - Saw action in 44 games in 2014, including 13 starts
 - Batted .263 with 16 runs and seven RBI sophomore year (2014)
 - Served as one of team's primary defensive replacements
 - Named to first team All-Dade senior season by *Miami Herald*

CAREER STATISTICS

YEAR	AVG	GP-GS	AB	R	H	2B	3B	HR	RBI	SB-A
2015	.583	4-4	12	8	7	2	1	0	3	3-3
2014	.263	44-13	57	16	15	2	0	0	7	6-6
2013	.221	47-23	95	14	21	3	0	0	8	8-9
CAREER	.262	95-40	164	38	43	7	1	0	18	17-18

CAREER HIGHS

At Bats: 5, three times
 Runs: 3, twice
 Hits: 3, twice
 RBI: 3, three times
 Walks: 2, three times
 Steals: 2, four times
 Hitting Streak: 5 games

28 • JACOB HEYWARD OF

- 6-3 • 201 • SO • McDonough, GA • Eagle's Landing
- Saw action in all four games versus Rutgers, totaling 3 R & 2 RBI
 - Will see increased role in 2015 after 11 starts freshman season
 - Could start in outfield or at designated hitter
 - Drafted in the 38th round of the 2013 MLB Draft by Atlanta
 - Ranked No. 196 senior overall (No. 11 in Georgia) by *Perfect Game*
 - Younger brother of St. Louis Cardinals' outfielder Jacob Heyward

CAREER STATISTICS

YEAR	AVG	GP-GS	AB	R	H	2B	3B	HR	RBI	SB-A
2015	.500	4-0	4	3	2	1	0	0	2	0-0
2014	.160	14-6	25	5	4	1	0	0	3	0-1
CAREER	.207	18-6	29	8	6	2	0	0	5	0-1

CAREER HIGHS

At Bats: 4, twice
 Runs: 2, twice
 Hits: 3, vs. Duke, 5/24/2014
 RBI: 3, vs. Duke, 5/10/2014
 Walks: 1, five times
 Steals: N/A
 Hitting Streak: 2 games

7 • GEORGE ISKENDERIAN INF

- 6-0 • 190 • JR • Englewood Cliffs, NJ • IRCC
- Started Opening Weekend at SS, finishing .500 (7-for-14) w/6 RBI
 - Picked by St. Louis (34th RD) in MLB Draft out of Indian River CC
 - Played freshman season at South Carolina, hitting .250 with 6 RBI
 - Rated No. 321 best prospect and No. 3 in NJ by *Perfect Game*
 - Will start at shortstop to open season, could also play 3B

CAREER STATISTICS

YEAR	AVG	GP-GS	AB	R	H	2B	3B	HR	RBI	SB-A
2015	.500	4-4	14	4	7	1	1	0	6	0-0

CAREER HIGHS

At Bats: 4, three times
 Runs: 3, vs. Rutgers, 2/15/2015
 Hits: 4, vs. Rutgers, 2/15/2015
 RBI: 3, vs. Rutgers, 2/14/2015
 Walks: 2, vs. Rutgers, 2/13/2015
 Steals: N/A
 Hitting Streak: 3 games (current)

40 • GARRETT KENNEDY C

- 6-1 • 210 • SR • Davie, Fla. • Archbishop McCarthy
- Finished Opening Weekend .455 (5-for-11) with 6 R, 3 2B, 3 RBI
 - One of team's most experienced players, one of four seniors
 - Saw action in 43 games in 2014, including 38 starts at catcher
 - Batted .231 with three doubles, two HRs and 16 RBI junior year
 - Connected in homers in back-to-back games against Florida
 - Named to 2014 Coral Gables Regional All-Tournament Team
 - Has seen action in 128 games since freshman year (2012)

CAREER STATISTICS

YEAR	AVG	GP-GS	AB	R	H	2B	3B	HR	RBI	SB-A
2015	.455	4-4	11	6	5	3	0	0	3	0-0
2014	.231	43-38	117	14	27	3	0	2	16	1-1
2013	.282	45-39	124	17	35	4	0	3	16	0-2
2012	.165	40-31	85	6	14	0	0	0	4	0-1
CAREER	.240	132-112	337	43	81	10	0	5	39	1-4

CAREER HIGHS

At Bats: 5, twice
 Runs: 5, vs. Rutgers, 2/15/2015
 Hits: 3, twice
 RBI: 3, vs. Oklahoma State, 5/31/2013
 Walks: 3, vs. St. John's, 3/5/2013
 Steals: 1, vs. UCF, 4/9/2014
 Hitting Streak: 4 games

51 • BRANDON LOPEZ SS

- 6-1 • 170 • JR • Miramar, FL • American Heritage
- One of the top defensive infielders in the conference
 - Has made 114 starts at shortstop in two seasons at Miami
 - Hit .233 with 29 RBI and six steals as a sophomore in 2014
 - Drafted in 34th round of 2012 MLB Draft by Toronto

CAREER STATISTICS

YEAR	AVG	GP-GS	AB	R	H	2B	3B	HR	RBI	SB-A
2014	.233	56-56	189	23	44	6	1	0	29	6-11
2013	.243	59-58	181	17	44	1	0	1	15	5-7
CAREER	.239	115-114	370	40	88	7	1	1	44	11-18

CAREER HIGHS

At Bats: 7, vs. North Carolina, 5/16/2014
 Runs: 2, five times
 Hits: 3, four times
 RBI: 4, twice
 Walks: 3, twice
 Steals: 2, vs. Clemson, 4/27/2014
 Hitting Streak: 7 games

42 • EDGAR MICHELANGELI INF

- 6-1 • 210 • R-SO • Miami, FL • Florida Christian
- Saw action in three games vs. RU, finished with 2 2B & 2 RBI
 - Two-run 2B on 2/14/2015 in 8th helped clinch win vs. Rutgers
 - Made 18 appearances in first full season in '14, including 10 GS
 - Made first start of career against Stetson on 3/12/14
 - Sat out 2013 season due to NCAA transfer rules (Miami-Dade JC)

CAREER STATISTICS

YEAR	AVG	GP-GS	AB	R	H	2B	3B	HR	RBI	SB-A
2015	.400	3-0	5	1	2	2	0	0	2	0-0
2014	.209	17-10	43	4	9	3	0	0	9	0-1
CAREER	.229	20-10	48	5	11	5	0	0	11	0-1

CAREER HIGHS

At Bats: 4, five times
 Runs: 1, five times
 Hits: 1, 11 times
 RBI: 2, twice
 Walks: 1, five times
 Hitting Streak: 4 game

4 • JOHNNY RUIZ 2B

- 5-11 • 195 • SO • Coral Gables, FL • Westminster Chris.
- Started Opening Weekend at 2B, finishing with 3 H & 5 RBI
 - Delivered GWH on Opening Day, two-RBI single in 8th inning
 - Batted .229 with seven doubles and 11 RBI in 2014
 - Took over 3B midway thru '14 after Thompson suffered blood clot
 - Named 2013 4A-2A Player of the Year by *Miami Herald*
 - Hit .564 with five home runs and 40 RBI during senior season
 - Selected first-team All-Dade as junior by *Miami Herald*

CAREER STATISTICS

YEAR	AVG	GP-GS	AB	R	H	2B	3B	HR	RBI	SB-A
2015	.200	4-4	15	2	3	0	0	0	5	0-0
2014	.229	45-38	131	22	30	7	0	0	11	2-4
CAREER	.226	49-42	146	24	33	7	0	0	16	2-4

CAREER HIGHS

At Bats: 5, vs. Rutgers, 2/15/2015
 Runs: 2, four times
 Hits: 3, twice
 RBI: 3, vs. Rutgers, 2/13/2015
 Walks: 2, six times
 Steals: 1, twice
 Hitting Streak: 6 games

28 • MALIK ROSIER OF

- 6-3 • 213 • FR • Mobile, AL • Faith Academy
- Had first career hits - two-RBI 1B & solo HR - 2/15/15 vs. RU
 - Four-year letterman at Faith Academy, speedy & can hit for power
 - Played catcher first three seasons before switching to outfield
 - Hit over .400 junior season as starting catcher for Rams
 - Also playing quarterback for football team at Miami

CAREER STATISTICS

YEAR	AVG	GP-GS	AB	R	H	2B	3B	HR	RBI	SB-A
2015	.500	3-0	4	1	2	0	0	1	3	0-0

CAREER HIGHS

At Bats: 3, vs. Rutgers, 2/15/2015
 Runs: 1, vs. Rutgers, 2/15/2015
 Hits: 2, vs. Rutgers, 2/15/2015
 RBI: 3, vs. Rutgers, 2/15/2015
 Walks: N/A
 Steals: N/A
 Hitting Streak: N/A

8 • DAVID THOMPSON INF

- 6-2 • 220 • JR • Miami, FL • Westminster Christian
- Opening Weekend at 3B, finished: .375 w/8 R, 6 H, 1 HR, 6 RBI
 - Preseason All-America second-team selection by *Baseball America*
 - Enters 2015 fully healthy after injury-plagued 2014 season
 - Developed blood clot in arm midway through '14, missed 32 games
 - Named to prestigious Cape Cod League All-Star Game last summer
 - Earned Freshman All-America honors from *Perfect Game* in 2013
 - Was the first three-time *Miami Herald* Athlete of the Year winner
 - State home run leader for single season (19) and career (55), breaking records set by Alex Rodriguez at same school/ ballpark

CAREER STATISTICS

YEAR	AVG	GP-GS	AB	R	H	2B	3B	HR	RBI	SB-A
2015	.300	5-5	20	8	6	1	1	1	6	1-1
2014	.278	30-30	108	15	30	6	1	0	15	0-1
2013	.286	52-51	182	22	52	14	0	6	46	3-5
CAREER	.284	87-86	310	45	88	21	2	7	67	4-7

CAREER HIGHS

At Bats: 6, vs. Rutgers, 2/15/2015
 Runs: 3, twice
 Hits: 3, twice
 RBI: 5, vs. Georgia Tech, 5/17/2013
 Walks: 2, three times
 Steals: 1, four times
 Hitting Streak: 9 games

10 • JUSTIN SMITH OF

- 6-2 • 205 • FR • St. John's, FL • Bartram Trail
- Had first career hit in first career at bat vs. Rutgers (2/14/2015)
 - Saw action in three games vs. Rutgers, scored two runs
 - Ranked No. 51 national high school prospect by *Perfect Game*
 - Ranked No. 43 high school prospect by *Baseball America*
 - Named *Perfect Game* First Team All-American from 2011-14
 - All-First Coast Honorable Mention from *Florida Times-Union* in '13

CAREER STATISTICS

YEAR	AVG	GP-GS	AB	R	H	2B	3B	HR	RBI	SB-A
2015	.200	3-0	5	2	1	0	0	0	0	0-0

CAREER HIGHS

At Bats: 3, vs. Rutgers, 2/15/2015
 Runs: 1, twice
 Hits: 1, vs. Rutgers, 2/14/2015
 RBI: N/A
 Walks: 1, vs. Rutgers, 2/14/2015
 Steals: N/A
 Hitting Streak: N/A

**PITCHER PROFILES
START-BY-START**

30 • ANDY SUAREZ LHP

DATE	OPP.	W-L	IP	H	R	ER	BB	SO	NP
2/13	Rutgers	ND	5.0	8	2	2	2	3	90

43 • THOMAS WOODREY LHP

DATE	OPP.	W-L	IP	H	R	ER	BB	SO	NP
2/14	Rutgers	W	6.0	5	3	2	2	2	89

47 • ENRIQUE SOSA RHP

DATE	OPP.	W-L	IP	H	R	ER	BB	SO	NP
2/14	Rutgers	W	5.2	1	0	0	2	10	94

14 • DANNY GARCIA LHP

DATE	OPP.	W-L	IP	H	R	ER	BB	SO	NP
2/15	Rutgers	ND	3.0	3	3	3	1	2	58

34 • DERIK BEAUPREZ RHP

DATE	OPP.	W-L	IP	H	R	ER	BB	SO	NP
2/18	FAU	ND	2.0	6	3	3	1	1	44

**CAREER NOTABLES
VERSUS FLORIDA**

30 • ANDY SUAREZ LHP

- Career record of 0-2 vs Florida (losses in 2013, 2014)
- Allowed career high-tying 11 hits in 2014 start vs. Gators
- Final line in 2014 (L): 7 IP, 11 H, 6 R, 4 ER, 1 BB, 5 SO
- Final line in 2013 (L): 2.2 IP, 5 H, 4 R, 4 ER, 3 BB, 1 SO

19 • BRYAN GARCIA RHP

- Picked up first two saves of career vs Florida in '14 (2/21 & 2/22)
- Struck out three batters in 2.0 innings, closing 6-4 win (2/21)
- Did not allow baserunner in 1.1 innings, closing out 5-2 win (2/22)
- In 3.1 career innings vs. Florida: 2 H, 1 R, 1 ER, 0 BB, 3 Ks, 2 SVs

43 • THOMAS WOODREY LHP

- Has one career appearance vs. Florida, came on 2/23/14
- Pitched final 2.0 innings in relief of Andy Suarez in 6-4 loss to UF
- Allowed zero hits, zero walks and struck out one batter

0 • ZACK COLLINS C

- First hit of career was 3-R, GW HR vs. UF (2/22/14) in 6th inning
- Collins became first Hurricane since Yonder Alonso (2006) to record a home run as his first career hit
- Homer off Danny Young snapped 0-for-17 streak to open career

8 • DAVID THOMPSON 3B

- Has team-high seven career hits versus Florida (7-for-24) in 6 GP
- Delivered gamewinning RBI 1B in ninth in first game vs UF (3/1/13)
- Has at least one hit in five of six games versus Florida - .291 AVG

40 • GARRETT KENNEDY C

- Hit two solo home runs against UF in 2014 series (2/21, 2/22)
- In four career games vs. UF: three hits, three RBI, three runs
- Played in just one game vs. Gators in '13 (3/3): 1-for-2, 1 R, 2 BB

2 • RICKY EUSEBIO CF

- Did not record any at bats against Gators in 2014 series
- In 2013, started series finale at UF (3/3) and went 2-for-5 w/ 1R

13 • WILLIE ABREU RF

- Hit only home run of career vs. UF in 2014 opener (solo, 2/21)
- Scored 3 runs vs. Gators across series, hit fifth all three games
- Went 1-for-4 with two runs in series opener in 2014

51 • BRANDON LOPEZ SS

- Did not play in 2014 series due to injury
- Had at least one hit in all three starts at SS vs. Florida in 2013
- Went 3-for-4 against Gators on 3/1/13, a 3-2 win



**2015 Miami Hurricanes Baseball
Overall Statistics for Miami (FL) (as of Feb 18, 2015)
(All games Sorted by Batting avg)**



Record: 4-1 Home: 4-0 Away: 0-1 ACC: 0-0

Player	avg	gp-gs	ab	r	h	2b	3b	hr	rbi	tb	slg%	bb	hp	so	gdp	ob%	sf	sh	sb-att	po	a	e	fld%	
Ricky Eusebio	.467	5-5	15	8	7	2	1	0	3	11	.733	6	2	1	0	.652	0	0	3-3	9	0	0	1.000	
George Iskenderian	.444	5-5	18	4	8	1	1	0	6	11	.611	4	1	3	0	.542	1	0	0-0	5	16	2	.913	
Garrett Kennedy	.400	5-5	15	6	6	3	0	0	3	9	.600	5	0	1	1	.550	0	2	0-0	11	1	0	1.000	
Christopher Barr	.333	5-5	18	3	6	2	0	0	2	8	.444	1	1	5	0	.400	0	0	0-0	46	5	1	.981	
Carl Chester	.304	5-5	23	5	7	2	0	1	4	12	.522	1	0	5	0	.333	0	0	0-2	4	1	0	1.000	
David Thompson	.300	5-5	20	8	6	1	1	1	6	12	.600	3	2	3	0	.423	1	0	1-1	4	16	1	.952	
Willie Abreu	.267	5-5	15	3	4	0	0	0	3	4	.267	4	1	2	0	.450	0	0	0-0	8	1	1	.900	
Zack Collins	.250	5-5	16	5	4	2	1	0	6	8	.500	3	3	5	0	.455	0	0	3-3	25	2	0	1.000	

Edgar Michelangeli	.500	4-1	8	1	4	2	0	0	2	6	.750	2	0	1	1	.600	0	0	0-0	4	6	0	1.000	
Malik Rosier	.500	3-0	4	1	2	0	0	1	3	5	1.250	0	0	0	0	.500	0	0	0-0	3	0	0	1.000	
Jacob Heyward	.500	4-0	4	3	2	1	0	0	2	3	.750	2	0	0	0	.667	0	0	0-0	2	0	0	1.000	
Peter Crocitto	.333	1-0	3	0	1	0	0	0	0	1	.333	0	0	1	0	.333	0	0	0-0	0	0	0	.000	
Johnny Ruiz	.200	4-4	15	2	3	0	0	0	5	3	.200	0	0	4	0	.200	0	1	0-0	4	11	1	.938	
Justin Smith	.200	3-0	5	2	1	0	0	0	0	1	.200	1	0	2	0	.333	0	0	0-0	0	0	0	.000	
Totals	.341	5	179	51	61	16	4	3	45	94	.525	32	10	33	2	.462	2	3	7-9	132	61	9	.955	
Opponents	.235	5	162	19	38	6	0	2	13	50	.309	15	4	32	3	.308	4	2	6-7	123	38	12	.931	

LOB - Team (52), Opp (36). DPs turned - Team (4), Opp (3). Picked off - Chester, C. 1.

(All games Sorted by Earned run avg)

Player	era	w-l	app	gs	cg	sho	sv	ip	h	r	er	bb	so	2b	3b	hr	b/avg	wp	hp	bk	sfa	sha		
Enrique Sosa	0.00	1-0	1	1	0	0/0	0	5.2	1	0	0	2	10	0	0	0	.059	0	1	0	0	0		
Thomas Woodrey	3.00	1-0	1	1	0	0/0	0	6.0	5	3	2	2	2	1	0	1	.227	0	0	0	1	0		
Andrew Suarez	3.60	0-0	1	1	0	0/0	0	5.0	8	2	2	2	3	1	0	1	.381	0	0	0	0	0		
Danny Garcia	4.76	0-0	2	1	0	0/0	0	5.2	5	3	3	3	3	0	0	0	.227	1	1	0	0	0		
Derik Beauprez	6.35	1-0	3	1	0	0/0	0	5.2	9	4	4	1	4	1	0	0	.375	1	1	1	0	1		

Michael Mediavilla	0.00	0-0	3	0	0	0/0	0	2.0	0	0	0	1	2	0	0	0	.000	1	0	0	1	0		
Daniel Braggi	0.00	0-0	1	0	0	0/0	0	2.0	0	0	0	0	2	0	0	0	.000	0	0	0	0	0		
Bryan Garcia	0.00	0-0	2	0	0	0/0	1	1.1	1	0	0	0	0	0	0	0	.250	0	0	0	0	0		
Andy Honiotes	0.00	0-0	1	0	0	0/0	0	1.0	1	0	0	0	2	0	0	0	.250	0	1	0	0	0		
Daniel Sayles	0.00	0-0	1	0	0	0/0	0	0.2	0	0	0	0	0	0	0	0	.000	0	0	0	0	0		
Sam Abrams	0.00	0-0	1	0	0	0/0	0	0.0	0	0	0	1	0	0	0	0		0	0	0	0	0		
Ryan Otero	4.15	0-0	2	0	0	0/0	1	4.1	2	2	2	1	1	2	0	0	.143	1	0	0	2	0		
Cooper Hammond	5.40	1-1	3	0	0	0/0	1	3.1	4	2	2	0	3	0	0	0	.286	0	0	0	0	1		
Jesse Lepore	6.75	0-0	1	0	0	0/0	0	1.1	2	3	1	2	0	1	0	0	.286	1	0	0	0	0		
Totals	3.27	4-1	5	5	0	0/0	3	44.0	38	19	16	15	32	6	0	2	.235	5	4	1	4	2		
Opponents	9.22	1-4	5	5	0	0/0	0	41.0	61	51	42	32	33	16	4	3	.341	3	10	0	2	3		

PB - Team (2), Collins, Z. 2. Pickoffs - Team (1), Suarez, A. 1, Opp (1). SBA/ATT - Collins, Z. (6-7), Beauprez, D. (3-3), Hammond, C. (2-2), Sosa, E. (1-2).



**2015 Miami Hurricanes Baseball
Overall Statistics for Miami (FL) (as of Feb 18, 2015)
(All games Sorted by Fielding pct)**

Player	c	po	a	e	fld%	dp	sba	csb	sba%	pb	ci
Zack Collins	27	25	2	0	1.000	0	6	1	.857	2	0
Garrett Kennedy	12	11	1	0	1.000	0	0	0	---	0	0
Edgar Michelangeli	10	4	6	0	1.000	1	0	0	---	0	0
Ricky Eusebio	9	9	0	0	1.000	0	0	0	---	0	0
Carl Chester	5	4	1	0	1.000	0	0	0	---	0	0
Malik Rosier	3	3	0	0	1.000	0	0	0	---	0	0
Thomas Woodrey	2	2	0	0	1.000	0	0	0	---	0	0
Ryan Otero	2	2	0	0	1.000	0	0	0	---	0	0
Jacob Heyward	2	2	0	0	1.000	0	0	0	---	0	0
Cooper Hammond	1	1	0	0	1.000	0	2	0	1.000	0	0
Christopher Barr	52	46	5	1	.981	4	0	0	---	0	0
David Thompson	21	4	16	1	.952	0	0	0	---	0	0
Johnny Ruiz	16	4	11	1	.938	3	0	0	---	0	0
George Iskenderian	23	5	16	2	.913	3	0	0	---	0	0
Willie Abreu	10	8	1	1	.900	0	0	0	---	0	0
Derik Beauprez	4	2	1	1	.750	0	3	0	1.000	0	0
Andrew Suarez	2	0	1	1	.500	0	0	0	---	0	0
Danny Garcia	1	0	0	1	.000	0	0	0	---	0	0
Daniel Sayles	0	0	0	0	.000	0	0	0	---	0	0
Justin Smith	0	0	0	0	.000	0	0	0	---	0	0
Jesse Lepore	0	0	0	0	.000	0	0	0	---	0	0
Andy Honiotes	0	0	0	0	.000	0	0	0	---	0	0
Sam Abrams	0	0	0	0	.000	0	0	0	---	0	0
Daniel Braggi	0	0	0	0	.000	0	0	0	---	0	0
Bryan Garcia	0	0	0	0	.000	0	0	0	---	0	0
Peter Crocitto	0	0	0	0	.000	0	0	0	---	0	0
Enrique Sosa	0	0	0	0	.000	0	1	1	.500	0	0
Michael Mediavilla	0	0	0	0	.000	0	0	0	---	0	0
Totals	202	132	61	9	.955	4	6	1	.857	2	0
Opponents	173	123	38	12	.931	3	7	2	.778	0	0

Hitting minimums - 5 Games 1 AB
Pitching minimums - 1 Games 1.0 IP/Game



2015 Miami Hurricanes Baseball
Game Results for Miami (FL) (as of Feb 19, 2015)
(All games)



Date	Opponent	Score	Inns	Overall	ACC	Pitcher of record	Attend	Time
Feb 13, 2015	RUTGERS	w 5-2	9	1-0-0	0-0-0	Hammond, C. (W 1-0)	2628	3:07
Feb 14, 2015	RUTGERS-1	w 9-5	9	2-0-0	0-0-0	Woodrey, T. (W 1-0)	2620	2:49
Feb 14, 2015	RUTGERS-2	w 9-3	9	3-0-0	0-0-0	Sosa, E. (W 1-0)	2860	3:07
Feb 15, 2015	RUTGERS	w 25-4	9	4-0-0	0-0-0	Beauprez, D. (W 1-0)	2577	3:25
Feb 17, 2015	at FAU	L 3-5	9	4-1-0	0-0-0	Hammond, C. (L 1-1)	1097	3:16

() extra inning game

STARTERS SUMMARY

Player	GS	Position											Batting Order									
		p	c	1b	2b	3b	ss	lf	cf	rf	of	dh	1st	2nd	3rd	4th	5th	6th	7th	8th	9th	
Christopher Barr	5	.	.	5	5
George Iskenderia	5	5	1	4	.	.	.
Garrett Kennedy	5	.	2	3	.	.	.	4	1	.	.	.
David Thompson	5	5	1	4
Willie Abreu	5	5	4	1
Zack Collins	5	.	3	2	.	.	5
Ricky Eusebio	5	5	5
Carl Chester	5	5	5
Johnny Ruiz	4	.	.	.	4	4
Andrew Suarez	1	1
Edgar Michelangel	1	.	.	.	1	1
Danny Garcia	1	1
Thomas Woodrey	1	1
Derik Beauprez	1	1
Enrique Sosa	1	1

Starting Lineup By Position
(Team W-L record when starter)

PITCHER:	
Danny Garcia	1 (1-0)
Enrique Sosa	1 (1-0)
Andrew Suarez	1 (1-0)
Thomas Woodrey	1 (1-0)
Derik Beauprez	1 (0-1)
CATCHER:	
Zack Collins	3 (2-1)
Garrett Kennedy	2 (2-0)
FIRST BASE:	
Christopher Barr	5 (4-1)
SECOND BASE:	
Johnny Ruiz	4 (4-0)
Edgar Michelangeli	1 (0-1)
THIRD BASE:	
David Thompson	5 (4-1)
SHORTSTOP:	
George Iskenderian	5 (4-1)
LEFT FIELD:	
Carl Chester	5 (4-1)
CENTER FIELD:	
Ricky Eusebio	5 (4-1)
RIGHT FIELD:	
Willie Abreu	5 (4-1)
DESIGNATED HITTER:	
Garrett Kennedy	3 (2-1)
Zack Collins	2 (2-0)

Starting Lineup By Lineup Spot
(Team W-L record when starter)

LEADOFF:	
Carl Chester	5 (4-1)
2ND SPOT:	
Ricky Eusebio	5 (4-1)
3RD SPOT:	
Zack Collins	5 (4-1)
CLEANUP:	
Willie Abreu	4 (3-1)
David Thompson	1 (1-0)
5TH SPOT:	
David Thompson	4 (3-1)
Willie Abreu	1 (1-0)
6TH SPOT:	
Garrett Kennedy	4 (4-0)
George Iskenderian	1 (0-1)
7TH SPOT:	
George Iskenderian	4 (4-0)
Garrett Kennedy	1 (0-1)
8TH SPOT:	
Johnny Ruiz	4 (4-0)
Edgar Michelangeli	1 (0-1)
9TH SPOT:	
Christopher Barr	5 (4-1)



**2015 Miami Hurricanes Baseball
Games Summary for Miami (FL) (as of Feb 19, 2015)
(All games)**



Score by innings	1	2	3	4	5	6	7	8	9	Total
Miami (FL)	3	8	4	15	2	7	4	8	0	51
Opponents	4	2	3	0	3	0	0	6	1	19

Record when ...

Overall	4-1	After 6 leading	3-0
Conference	0-0 trailing	0-1
Non-Conference	4-1 tied	1-0
Home games	4-0	After 7 leading	3-0
Away games	0-1 trailing	0-1
Neutral site	0-0 tied	1-0
Day games	2-0	After 8 leading	4-0
Night games	2-1 trailing	0-1
vs Left starter	2-1 tied	0-0
vs Right starter	2-0		
1-Run games	0-0	Hit 0 home runs	3-0
2-Run games	0-1	... 1 home run	0-1
5+Run games	2-0	... 2+ home runs	1-0
Extra innings	0-0		
Shutouts	0-0	Opponent 0 home runs	2-1
	 1 home run	2-0
Scoring 0-2 runs	0-0 2+ HRs	0-0
..... 3-5 runs	1-1		
..... 6-9 runs	2-0	Made 0 errors	0-0
..... 10+ runs	1-0 1 error	2-0
	 2+ errors	2-1
Opponent 0-2 runs	1-0		
..... 3-5 runs	3-1	Opp. made 0 errors	1-0
..... 6-9 runs	0-0 1 error	0-0
..... 10+ runs	0-0 2+ errors	3-1
Scored in 1st inning	2-0	Out-hit opponent	3-0
Opp. scored in 1st	1-1	Out-hit by opponent	1-1
Scores first	3-0	Hits are tied	0-0
Opp. scores first	1-1		

Record when team scores:

Runs	0	1	2	3	4	5	6	7	8	9	10+
W-L	0-0	0-0	0-0	0-1	0-0	1-0	0-0	0-0	0-0	2-0	1-0

Record when opponent scores:

Runs	0	1	2	3	4	5	6	7	8	9	10+
W-L	0-0	0-0	1-0	1-0	1-0	1-1	0-0	0-0	0-0	0-0	0-0

Record when leading after:

Inn.	1	2	3	4	5	6	7	8
W-L	2-0	3-0	3-0	3-0	3-0	3-0	3-0	4-0

Record when trailing after:

Inn.	1	2	3	4	5	6	7	8
W-L	1-1	0-1	0-1	0-1	1-1	0-1	0-1	0-1

Record when tied after:

Inn.	1	2	3	4	5	6	7	8
W-L	1-0	1-0	1-0	1-0	0-0	1-0	1-0	0-0

Current losing streak: 1
 Longest winning streak: 4
 Longest losing streak: 1

Home attendance : 10685 (4 dates avg = 2671)
 Away attendance : 1097 (1 dates avg = 1097)
 Total attendance: 11782 (5 dates avg = 2356)



**2015 Miami Hurricanes Baseball
Miscellaneous Stats for Miami (FL) (as of Feb 19, 2015)
(All games)**



Multiple Hit Games	2	3	4	5+	Total
Ricky Eusebio	3	-	-	-	3
Christopher Barr	2	-	-	-	2
Carl Chester	2	-	-	-	2
David Thompson	1	1	-	-	2
George Iskenderian	1	-	1	-	2
Johnny Ruiz	1	-	-	-	1
Edgar Michelangeli	1	-	-	-	1
Zack Collins	1	-	-	-	1
Malik Rosier	1	-	-	-	1
Willie Abreu	1	-	-	-	1
Garrett Kennedy	-	1	-	-	1
TEAM	14	2	1	0	17

Multiple RBI Games	2	3	4	5+	Total
Zack Collins	-	2	-	-	2
George Iskenderian	1	1	-	-	2
Johnny Ruiz	1	1	-	-	2
Garrett Kennedy	1	-	-	-	1
Ricky Eusebio	-	1	-	-	1
Malik Rosier	-	1	-	-	1
Edgar Michelangeli	1	-	-	-	1
David Thompson	-	-	1	-	1
Jacob Heyward	1	-	-	-	1
Willie Abreu	1	-	-	-	1
TEAM	6	6	1	0	13

Hitting Streaks	Longest	Current
Carl Chester	5	5
Garrett Kennedy	4	4
George Iskenderian	4	4
Ricky Eusebio	4	-
Zack Collins	3	-
David Thompson	3	-
Christopher Barr	3	1
Edgar Michelangeli	3	3
Willie Abreu	2	2
Jacob Heyward	2	2
Justin Smith	1	-
Johnny Ruiz	1	1
Peter Crocitto	1	1
Malik Rosier	1	1

Reached Base Streaks	Longest	Current
Willie Abreu	5	5
Carl Chester	5	5
Christopher Barr	5	5
David Thompson	5	5
Zack Collins	5	5
Ricky Eusebio	5	5
George Iskenderian	5	5
Garrett Kennedy	5	5
Edgar Michelangeli	3	3
Justin Smith	2	-
Jacob Heyward	2	2
Johnny Ruiz	1	1
Peter Crocitto	1	1
Malik Rosier	1	1



2015 Miami Hurricanes Baseball #8 Miami (FL) at FAU

Feb 17, 2015 at Boca Raton, Fla. (FAU Baseball Stadium)



Miami (FL) 3 (4-1)

Player	ab	r	h	rbi	bb	so	po	a	lob
Carl Chester lf	5	2	2	1	0	0	1	0	0
Ricky Eusebio cf	3	0	0	0	1	0	3	0	2
Zack Collins c	4	1	0	0	0	1	5	1	1
Willie Abreu rf	5	0	1	1	0	1	1	0	1
David Thompson 3b	4	0	0	0	1	1	1	5	0
George Iskenderian ss	4	0	1	0	1	0	0	2	3
Garrett Kennedy dh	4	0	1	0	0	0	0	0	0
Edgar Michelangeli 2b	3	0	2	0	1	0	4	2	0
Christopher Barr 1b	4	0	1	0	0	1	8	1	3
Derik Beauprez p	0	0	0	0	0	0	1	0	0
Danny Garcia p	0	0	0	0	0	0	0	0	0
Ryan Otero p	0	0	0	0	0	0	0	0	0
Cooper Hammond p	0	0	0	0	0	0	0	0	0
Michael Mediavilla p	0	0	0	0	0	0	0	0	0
Bryan Garcia p	0	0	0	0	0	0	0	0	0
Totals	36	3	8	2	4	4	24	11	12

FAU 5 (4-0)

Player	ab	r	h	rbi	bb	so	po	a	lob
Stephen Kerr 2b	5	1	2	0	0	0	3	3	0
Brett Lashley 1b	5	1	2	0	0	0	8	2	0
Brendon Sanger rf	3	1	1	1	1	1	2	0	3
Ricky Santiago 3b	5	0	2	1	0	0	1	1	3
Roman Collins cf	4	0	1	0	0	0	3	0	0
Kevin Abraham c	2	0	0	0	1	1	3	1	0
Esteban Puerta dh	3	1	1	0	1	0	0	0	1
CJ Chatham ss	4	1	2	0	0	0	2	3	3
Christian Dicks lf	2	0	0	0	0	1	3	0	0
Danny Murray lf	0	0	0	0	0	0	0	0	0
Brandon Rhodes p	0	0	0	0	0	0	0	0	0
Reily Monkman p	0	0	0	0	0	0	1	0	0
Devon Carr p	0	0	0	0	0	0	1	0	0
Bo Logan p	0	0	0	0	0	0	0	0	0
Totals	33	5	11	2	3	3	27	10	11

Score by Innings	1	2	3	4	5	6	7	8	9	R	H	E
Miami (FL)	0	0	0	0	0	0	2	1	0	3	8	2
FAU	2	1	0	0	0	0	0	2	X	5	11	3

E - Iskenderian; Barr, C.; Chatham; Dicks 2. DP - UM 1. LOB - UM 12; FAU 11. HR - Chester, C.. HBP - Eusebio, R.; Collins, Z.; Abraham. SH - Dicks 2. SF - Sanger. SB - Collins, Z.; Kerr; Lashley; Sanger; Santiago.

Miami (FL)	ip	h	r	er	bb	so	ab	bf	np
Derik Beauprez	2.0	6	3	3	1	1	10	12	44
Danny Garcia	2.2	2	0	0	2	1	10	13	43
Ryan Otero	1.1	0	0	0	0	0	5	5	18
Cooper Hammond	1.1	3	2	2	0	1	7	8	28
Michael Mediavilla	0.1	0	0	0	0	0	0	1	6
Bryan Garcia	0.1	0	0	0	0	0	1	1	8

FAU	ip	h	r	er	bb	so	ab	bf	np
Brandon Rhodes	6.0	5	0	0	3	4	23	27	97
Reily Monkman	0.1	1	1	0	0	0	2	2	8
Devon Carr	0.2	1	1	0	1	0	4	5	19
Bo Logan	2.0	1	1	1	0	0	7	8	22

Win - Logan (1-0). Loss - Hammond, C. (1-1). Save - None.

WP - Otero, R.; Mediavilla. HBP - by Garcia, D. (Abraham); by Rhodes (Collins, Z.); by Logan (Eusebio, R.). BK - Beauprez, D.. PB - Collins, Z. 2. Pitches/strikes: Beauprez, D. 44/26; Garcia, D. 43/27; Otero, R. 18/12; Hammond, C. 28/18; Mediavilla 6/3; Garcia, B. 8/5; Rhodes 97/53; Monkman 8/5; Carr 19/9; Logan 22/15.

Umpires -

Start: 6:30 PM Time: 3:16 Attendance: 1097



2014 Miami Hurricanes Baseball
#16 Florida Gators at #11 Miami Hurricanes
 Feb 21, 2014 at Coral Gables, Fla. (Alex Rodriguez Park)

**Florida Gators 4 (4-2)****Miami Hurricanes 6 (3-2)**

Player	ab	r	h	rbi	bb	so	po	a	lob	avg
Richie Martin ss	5	1	1	0	0	0	1	2	2	.348
Casey Turgeon 2b	2	0	0	0	0	0	0	2	1	.261
Taylor Gushue c	4	2	4	1	0	0	7	0	0	.435
Peter Alonso dh	4	0	0	1	0	0	0	0	0	.231
Braden Mattson 1b/rf	4	1	1	1	0	1	5	0	0	.467
Justin Shafer rf	3	0	1	1	0	1	4	0	2	.176
Zack Powers ph/1b	1	0	0	0	0	1	1	0	0	.143
Josh Tobias 3b	3	0	0	0	0	1	0	1	1	.000
Jason Lombardozzi ph	1	0	0	0	0	1	0	0	0	.000
Ryan Larson lf	4	0	2	0	0	0	1	0	0	.188
Buddy Reed cf	3	0	1	0	0	0	4	0	0	.188
A.J. Puk ph	1	0	0	0	0	1	0	0	0	.273
Bobby Poyner p	0	0	0	0	0	0	0	0	0	-
Shaun Anderson p	0	0	0	0	0	0	1	1	0	-
Kirby Snead p	0	0	0	0	0	0	0	0	0	-
Aaron Rhodes p	0	0	0	0	0	0	0	1	0	-
Totals	35	4	10	4	0	6	24	7	6	

Player	ab	r	h	rbi	bb	so	po	a	lob	avg
Dale Carey cf/rf	5	1	1	1	0	1	0	0	5	.350
Tyler Palmer lf	4	0	1	0	0	1	1	0	0	.333
David Thompson 3b	4	1	1	0	0	0	0	2	0	.278
Brad Fieger 1b	4	1	2	0	0	0	15	0	0	.333
Willie Abreu rf	4	2	1	1	0	1	1	0	2	.250
Ricky Eusebio cf	0	0	0	0	0	0	1	0	0	.111
Jacob Heyward dh	2	0	0	0	0	1	0	0	0	.000
Zack Collins ph/dh	1	0	0	0	0	0	0	0	0	.000
Sebastian Diaz ph	1	0	0	0	0	1	0	0	0	.000
Garrett Kennedy c	4	1	1	1	0	1	6	0	0	.143
Alex Hernandez ss	4	0	3	2	0	0	3	7	0	.375
Johnny Ruiz 2b	2	0	0	0	2	1	0	4	0	.200
Chris Diaz p	0	0	0	0	0	0	0	4	0	-
Bryan Garcia p	0	0	0	0	0	0	0	0	0	-
Totals	35	6	10	5	2	7	27	17	7	

Score by Innings	1	2	3	4	5	6	7	8	9	R	H	E
Florida Gators	3	0	0	0	0	0	0	1	0	4	10	1
Miami Hurricanes	0	2	2	0	1	1	0	0	X	6	10	3

E - Tobias(2); Thompson, D.(3); Fieger, B.(1); Ruiz, J.(3). DP - Miami 3. LOB - Florida 6; Miami 7. 2B - Gushue(2); Mattson(1); Palmer, T.(2); Fieger, B.(2); Hernandez, A(2). HR - Carey, D.(1); Abreu, W.(1); Kennedy, G.(1). HBP - Turgeon. SH - Turgeon(1). SB - Ruiz, J.(1).

Florida Gators	ip	h	r	er	bb	so	ab	bf	np	era	Miami Hurricanes	ip	h	r	er	bb	so	ab	bf	np	era
Bobby Poyner	4.0	5	5	3	1	3	18	19	72	2.89	Chris Diaz	7.0	8	3	3	0	3	27	29	99	3.00
Shaun Anderson	2.2	4	1	1	0	1	12	12	35	2.45	Bryan Garcia	2.0	2	1	1	0	3	8	8	35	4.50
Kirby Snead	1.0	0	0	0	0	3	3	3	14	6.75											
Aaron Rhodes	0.1	1	0	0	1	0	2	3	16	2.08											

Win - Diaz, C. (2-0). Loss - Poyner (1-1). Save - Garcia, B. (1).
 WP - Poyner(1); Garcia, B.(1). HBP - by Diaz, C. (Turgeon). BK - Poyner(1). Pitches/strikes: Poyner 72/46; Anderson 35/24; Snead 14/11; Rhodes 16/11; Diaz, C. 99/60; Garcia, B. 35/21.

Umpires - HP: Scott Erby 1B: Scott Cline 2B: Scott Kennedy 3B: Jacob Asher
 Start: 7:03 p.m Time: 2:54 Attendance: 3481
 Poyner faced 1 batter in the 5th.



2014 Miami Hurricanes Baseball
#16 Florida Gators at #11 Miami Hurricanes
 Feb 22, 2014 at Coral Gables, Fla. (Alex Rodriguez Park)



Florida Gators 2 (4-3)

Player	ab	r	h	rbi	bb	so	po	a	lob
Richie Martin ss	5	0	1	0	0	1	3	0	0
Casey Turgeon 2b	4	0	1	0	0	1	0	3	1
Taylor Gushue c	4	1	1	0	0	2	6	2	0
Peter Alonso dh	3	0	0	0	1	1	0	0	0
Braden Mattson 1b	2	1	1	0	2	0	10	0	0
Justin Shafer rf	3	0	2	1	1	1	0	0	0
Josh Tobias 3b	2	0	0	0	0	1	0	2	0
Zack Powers ph	1	0	0	0	0	0	0	0	3
John Sternagel 3b	0	0	0	0	0	0	0	1	0
A.J. Puk ph	1	0	0	0	0	0	0	0	2
Jason Lombardozi 3b	0	0	0	0	0	0	0	1	0
Ryan Larson lf	3	0	0	1	0	0	2	0	0
Buddy Reed cf	3	0	0	0	1	1	3	0	1
Brett Morales p	0	0	0	0	0	0	0	1	0
Eric Hanhold p	0	0	0	0	0	0	0	0	0
Danny Young p	0	0	0	0	0	0	0	0	0
Jay Carmichael p	0	0	0	0	0	0	0	0	0
Frank Rubio p	0	0	0	0	0	0	0	0	0
Tyler Deel p	0	0	0	0	0	0	0	0	0
Dane Dunning p	0	0	0	0	0	0	0	0	0
Totals	31	2	6	2	5	8	24	10	8

Miami Hurricanes 5 (4-2)

Player	ab	r	h	rbi	bb	so	po	a	lob
Dale Carey cf/rf	2	0	0	0	0	0	3	0	0
Tyler Palmer lf	4	0	2	1	0	1	2	0	0
David Thompson 3b	4	1	1	0	0	0	2	2	1
Brad Fieger 1b	4	0	1	0	0	1	9	1	2
Willie Abreu rf	2	1	0	0	2	0	0	0	0
Ricky Eusebio pr/cf	0	0	0	0	0	0	1	0	0
Zack Collins dh	3	1	1	3	1	2	0	0	0
Garrett Kennedy c	4	1	1	1	0	1	8	0	0
Alex Hernandez ss	4	0	0	0	0	1	2	1	3
Johnny Ruiz 2b	1	1	0	0	2	0	0	4	0
Bryan Radziewski p	0	0	0	0	0	0	0	4	0
Cooper Hammond p	0	0	0	0	0	0	0	1	0
AJ Salcines p	0	0	0	0	0	0	0	0	0
Bryan Garcia p	0	0	0	0	0	0	0	0	0
Totals	28	5	6	5	5	6	27	13	6

Score by Innings	1	2	3	4	5	6	7	8	9	R	H	E
Florida Gators	0	0	0	0	1	1	0	0	0	2	6	0
Miami Hurricanes	0	0	1	1	0	3	0	0	X	5	6	1

E - Palmer, T.(1). LOB - Florida 8; Miami 6. 2B - Mattson(2); Palmer, T.(3); Thompson, D.(3). HR - Collins, Z.(1); Kennedy, G.(2). HBP - Carey, D.. SH - Carey, D.(1). SF - R. Larson(1). SB - Palmer, T. 2(2). CS - Mattson(1); Carey, D.(2).

Florida Gators	ip	h	r	er	bb	so	ab	bf	np
Brett Morales	4.0	3	2	1	2	2	15	17	74
Eric Hanhold	1.1	1	2	2	1	1	4	6	22
Danny Young	0.2	1	1	1	0	2	3	3	13
Jay Carmichael	0.0	0	0	0	1	0	0	1	4
Frank Rubio	1.0	1	0	0	1	0	3	5	15
Tyler Deel	0.2	0	0	0	0	1	2	2	8
Dane Dunning	0.1	0	0	0	0	0	1	1	2

Miami Hurricanes	ip	h	r	er	bb	so	ab	bf	np
Bryan Radziewski	5.2	6	2	2	2	6	21	24	92
Cooper Hammond	1.0	0	0	0	1	0	3	4	13
AJ Salcines	1.0	0	0	0	2	2	3	5	28
Bryan Garcia	1.1	0	0	0	0	0	4	4	24

Win - Hammond, C. (1-0). Loss - Hanhold (1-1). Save - Garcia, B. (2).

WP - Morales(1). HBP - by Hanhold (Carey, D.). PB - Gushue(2); Kennedy, G.(1). Pitches/strikes: Morales 74/41; Hanhold 22/11; Young 13/9; Carmichael 4/0; Rubio 15/8; Deel 8/5; Dunning 2/2; Radziewski 92/60; Hammond, C. 13/7; Salcines, A. 28/12; Garcia, B. 24/15.

Umpires - HP: Scott Cline 1B: Scott Kennedy 2B: Jacob Asher 3B: Scott Erby
 Start: 7:05 p.m Time: 3:22 Attendance: 4076



2014 Miami Hurricanes Baseball
#16 Florida Gators at #11 Miami Hurricanes
 Feb 23, 2014 at Coral Gables, Fla. (Alex Rodriguez Park)

**Florida Gators 6 (5-3)**

Player	ab	r	h	rbi	bb	so	po	a	lob
Richie Martin ss	5	1	2	0	0	1	3	1	0
Casey Turgeon 2b	4	0	0	1	0	0	1	2	0
Taylor Gushue dh	4	1	1	1	1	1	0	0	0
Peter Alonso 1b	5	1	2	1	0	1	5	0	2
Zack Powers 1b	0	0	0	0	0	0	0	1	0
Braden Mattson c	4	1	1	1	0	1	5	0	0
Justin Shafer rf	4	0	1	0	0	0	4	0	0
Ryan Larson lf	4	0	2	1	0	1	4	0	1
John Sternagel 3b	4	1	2	0	0	1	1	3	0
Josh Tobias 3b	0	0	0	0	0	0	0	0	0
Buddy Reed cf	3	1	0	0	0	0	3	0	4
Karsten Whitson p	0	0	0	0	0	0	0	0	0
A.J. Puk p	0	0	0	0	0	0	0	0	0
Logan Shore p	0	0	0	0	0	0	0	0	0
Kirby Snead p	0	0	0	0	0	0	0	0	0
Ryan Harris p	0	0	0	0	0	0	1	0	0
Danny Young p	0	0	0	0	0	0	0	0	0
Eric Hanhold p	0	0	0	0	0	0	0	0	0
Totals	37	6	11	5	1	6	27	7	7

Miami Hurricanes 4 (4-3)

Player	ab	r	h	rbi	bb	so	po	a	lob
Dale Carey cf	4	2	1	1	1	0	1	0	2
Tyler Palmer lf	3	1	1	1	1	0	2	0	1
David Thompson 3b	4	0	1	1	0	0	0	0	0
Brad Fieger 1b	4	0	1	1	0	0	11	1	1
Willie Abreu rf	4	0	1	0	0	1	2	0	0
Zack Collins dh	4	0	0	0	0	1	0	0	2
Garrett Kennedy c	3	0	0	0	1	1	5	0	0
Alex Hernandez ss/2b	3	1	2	0	0	0	2	5	0
John Lawroski pr	0	0	0	0	0	0	0	0	0
Johnny Ruiz 2b	2	0	0	0	0	1	2	2	0
Edgar Michelangeli ph	1	0	0	0	0	0	0	0	0
Laz Rivera ss	0	0	0	0	0	0	0	0	0
Brad Zunica ph	0	0	0	0	0	0	0	0	0
Sebastian Diaz ph	1	0	0	0	0	1	0	0	0
Andrew Suarez p	0	0	0	0	0	0	2	3	0
Thomas Woodrey p	0	0	0	0	0	0	0	0	0
Totals	33	4	7	4	3	5	27	11	6

Score by Innings	1	2	3	4	5	6	7	8	9	R	H	E
Florida Gators	4	0	0	2	0	0	0	0	0	6	11	0
Miami Hurricanes	1	0	1	0	2	0	0	0	0	4	7	2

E - Thompson, D.; Kennedy, G.. LOB - Florida 7; Miami 6. 2B - Martin; Mattson; Fieger, B.; Hernandez, A. 3B - Alonso. HR - Carey, D.. HBP - Hernandez, A. SH - Turgeon; Reed. SB - Palmer, T..

Florida Gators	ip	h	r	er	bb	so	ab	bf	np
Karsten Whitson	3.0	3	2	2	1	1	12	13	54
A.J. Puk	1.1	1	1	1	0	2	5	5	18
Logan Shore	1.2	2	1	1	1	1	6	8	28
Kirby Snead	0.1	0	0	0	0	0	1	1	2
Ryan Harris	2.0	1	0	0	1	0	7	8	31
Danny Young	0.1	0	0	0	0	1	1	1	4
Eric Hanhold	0.1	0	0	0	0	0	1	1	3

Miami Hurricanes	ip	h	r	er	bb	so	ab	bf	np
Andrew Suarez	7.0	11	6	4	1	5	31	34	100
Thomas Woodrey	2.0	0	0	0	0	1	6	6	21

Win - Puk (1-0). Loss - Suarez, A. (1-1). Save - Hanhold (1).

HBP - by Shore (Hernandez, A). Pitches/strikes: Whitson 54/30; Puk 18/12; Shore 28/14; Snead 2/2; Harris 31/19; Young 4/3; Hanhold 3/2; Suarez, A. 100/70; Woodrey, T. 21/15.

Umpires - HP: Scott Kennedy 1B: Jacob Asher 2B: Scott Erby 3B: Scott Cline
 Start: 1:03 p.m Time: 2:53 Attendance: 3500
 Shore faced 1 batter in the 7th.