

1996-97 Schedule and Results

Overall Record: 16-13 (12-3 Home; 3-9 Away; 1-1 Neutral)
BIG EAST Record: 9-9 (6-3 Home; 3-6 Away)

Date	Day	Time	TV	Opponent	W-L	Score	Att	Site	High Scorer	High Rebounder
Nov. 9	Sat.	7:00 p.m.	None	\$ CONVERSE All-Stars	L	81-79	609	CORAL GABLES	James-23	James-9
Nov. 17	Sun.	7:00 p.m.	None	\$ GLOBAL All-Stars	W	86-84	851	CORAL GABLES	James, Clark-14	James-11
Nov. 22	Fri.	7:30 p.m.	None	BUFFALO	W	78-61	2,034	MIAMI	Norris-15	James, Clark-9
Nov. 24	Sun.	7:30 p.m.	None	FLORIDA ATLANTIC	W	83-74	1,549	MIAMI	Clark-24	James, Norris-9
Nov. 29	Fri.	10:35 p.m.	SC	UNLV	L	55-43	14,283	Las Vegas, NV	James-10	James, Fraser-9
Dec. 3	Tues.	7:30 p.m.	None	# ST. JOHN'S	L	61-57	2,675	MIAMI	James-13	Fraser-9
Dec. 7	Sat.	7:30 p.m.	SC	# SYRACUSE	W	67-63	4,012	MIAMI	Clark-20	James, Fraser-9
Dec. 13	Fri.	7:30 p.m.	None	HARTFORD	W	74-58	1,828	MIAMI	James-26	Fraser-11
Dec. 18	Wed.	7:30 p.m.	SC	JACKSONVILLE	W	74-57	2,175	MIAMI	Clark-17	Fraser-8
Dec. 22	Sun.	2:00 p.m.	None	Tennessee	L	78-65	13,050	Knoxville, TN	James-24	James, Fraser-9
Dec. 28	Sat.	1:00 p.m.	SC	+ DePAUL	W	61-45	3,312	MIAMI	James-18	James-11
Dec. 30	Fri.	7:30 p.m.	None	LEHIGH	W	68-32	1,526	MIAMI	Bland-13	Bland-8
Jan. 2	Thurs.	8:00 p.m.	SC	# Boston College	L	65-62	6,347	Boston, MA	James-28	James-13
Jan. 4	Sat.	2:00 p.m.	WPLG	# Georgetown	W	69-67	10,752	Landover, MD	Clark-20	James-8
Jan. 8	Wed.	7:30 p.m.	SC	# Pittsburgh	L	76-72	6,702	Pittsburgh, PA	Clark-19	James, Fraser-9
Jan. 11	Sat.	Noon	WPLG	# Villanova	W	61-59	6,513	Villanova, PA	Norris, Hemsley-11	Fraser-7
Jan. 15	Wed.	7:00 p.m.	SC	# PROVIDENCE	W	71-69	3,286	MIAMI	James-17	Clark-10
Jan. 18	Sat.	7:30 p.m.	SC	# GEORGETOWN	W (OT)	68-65	10,419	MIAMI	Clark, Norris-14	James-7
Jan. 22	Wed.	7:30 p.m.	SC-TD	# CONNECTICUT	W	69-46	6,662	MIAMI	Fraser-17	Fraser-8
Feb. 2	Sun.	12:30 p.m.	ESPN	# Rutgers	L	60-59	7,076	Piscataway, NJ	Clark-21	McCormick-9
Feb. 5	Wed.	7:00 p.m.	ESPN	# PITTSBURGH	W	78-63	4,224	MIAMI	Fraser-15	James-9
Feb. 8	Sat.	7:30 p.m.	SC	# RUTGERS	W	53-50	5,078	MIAMI	James, Fraser-11	Clark-9
Feb. 10	Mon.	7:00 p.m.	ESPN2	# Seton Hall	W	61-51	6,884	East Rutherford, NJ	James-12	Clark-11
Feb. 15	Sat.	7:30 p.m.	SC-TD	# Connecticut	L	72-52	10,027	Storrs, CT	Clark-20	James-10
Feb. 19	Wed.	7:30 p.m.	SC	# BOSTON COLLEGE	L	59-57	5,869	MIAMI	James-16	Fraser, Bland-4
Feb. 22	Sat.	Noon	WPLG	# St. John's	L	77-73	6,008	Jamaica, NY	James-14	Bland-7
Feb. 25	Tues.	7:30 p.m.	SC-TD	# Notre Dame	L	69-60	9,289	Notre Dame, IN	Bland-15	Bland-8
Mar. 1	Sat.	7:30 p.m.	SC	# WEST VIRGINIA	L	82-54	5,868	MIAMI	James-10	James-5
Mar. 5	Wed.	7:35 p.m.	ESPN2	& ST. JOHN'S	W (OT)	76-68	18,291	New York, NY	Clark-30	Fraser-7
Mar. 6	Thurs.	7:00 p.m.	ESPN2	& GEORGETOWN	L	63-59	18,347	New York, NY	James-15	Clark-7
Mar. 13	Thurs.	7:30 p.m.	None	! Michigan	L	76-63	6,784	Ann Arbor, MI	Clark-25	Bland-5

15 HOME, 12 Away, 2 Neutral

Home Games In CAPS

Regular-Season Home Games Played At The Miami Arena

\$Exhibition Games Played At The Knight Sports Complex

+HIP Health Plan Orange Bowl Basketball Classic (@ Miami Arena)

#BIG EAST Conference Game

&BIG EAST Tournament (@ Madison Square Garden, New York, NY)

!-National Invitation Tournament (@ Crisler Arena, Ann Arbor, MI)

SC-SportsChannel Florida

WPLG-Ch. 10

TD-Tape Delayed

1996-97 Attendance

BIG EAST Games

Site	Att	Games	Avg
Home	48,093	9	5,344
Away	69,598	9	7,733
Total	117,691	18	6,538

All Games

Site	Att	Games	Avg
Home	60,517	15	4,034
Away	103,715	12	8,643
Neutral	36,638	2	18,319
Total	200,870	29	6,927

1996-97 Statistics

All Games

Record: 16-13 (Home: 12-3; Away: 3-9; Neutral: 1-1)

Player	3-POINT							Rebounds									
	GP-GS	FGM-FGA	PCT.	FGM-FGA	PCT.	FTM-FTA	PCT.	OFF	DEF	TOT-AVG.	PF-DQ	PTS-AVG.	AS	TO	BS	ST	MIN-AVG.
TIM JAMES	29-27	165-380	.434	2-8	.250	73-120	.608	88	108	196-6.8	58-2	405-14.0	35	80	64	24	900-31.0
Clifton Clark	29-29	148-318	.465	23-83	.277	69-118	.585	49	82	131-4.5	73-4	388-13.4	38	77	5	47	856-29.5
Alex Fraser	29-29	78-173	.451	0-4	.000	69-96	.719	69	90	159-5.5	65-1	225-7.8	22	39	27	40	731-25.2
KEVIN NORRIS	29-29	61-200	.305	39-120	.325	51-58	.879	8	75	83-2.9	75-2	212-7.3	142	80	0	46	824-28.4
Tory McCormick	29-6	48-125	.384	28-87	.322	17-28	.607	26	49	75-2.6	42-1	141-4.9	67	42	2	25	608-21.0
MARIO BLAND	29-7	48-100	.480	0-0	.000	22-37	.595	41	48	89-3.1	48-3	118-4.1	10	26	8	8	391-13.5
LUCAS BARNES	27-0	43-92	.467	1-7	.143	18-45	.400	27	38	65-2.4	49-2	105-3.9	12	17	17	1	302-11.2
VERNON JENNINGS	29-0	29-77	.377	8-24	.333	22-28	.786	11	51	62-2.1	52-0	88-3.0	58	39	8	29	434-15.0
JOHNNY HEMSLEY	24-0	30-87	.345	4-16	.250	19-24	.792	12	25	37-1.5	24-0	83-3.5	14	25	3	9	298-12.4
Will Davis	26-11	19-52	.365	0-0	.000	11-26	.423	11	24	35-1.3	28-1	49-1.9	1	30	28	1	254-9.8
NICK DONOVAN	27-7	18-44	.409	2-10	.200	9-12	.750	12	21	33-1.2	36-1	47-1.7	3	16	11	4	182-6.7
JERMAINE WALKER	10-0	8-20	.400	0-1	.000	5-6	.833	5	7	12-1.2	9-0	21-2.1	3	4	0	1	62-6.2
MIKE CURCIO	5-0	0-0	.000	0-0	.000	5-5	1.000	0	2	2-0.4	1-0	5-1.0	1	2	0	0	6-1.2
JAIME WAGGONER	1-0	0-1	.000	0-0	.000	0-0	.000	0	0	0-0.0	0-0	0-0.0	0	0	0	0	2-2.0
Team								55	71	126						11	
MIAMI	29	695-1669	.416	107-360	.297	390-603	.647	414	691	1105-38.1	560-17	1887-65.1	406	488	173	235	
Team								80	80	160						14	
Opponents	29	632-1662	.380	146-507	.288	411-617	.666	445	681	1126-38.8	558-18	1821-62.8	314	488	97	243	

Deadball Rebounds: UM-94, Opponents-98

Dunks: UM-71 (James-36; Clark-16; Barnes-7; Davis-6; Fraser-3; McCormick-2; Walker-1), Opponents-40

Double Figure Scoring Games: UM-74 (James-25; Clark-17; Norris-10; Fraser-9; McCormick-5; Bland-3; Barnes-3; Hemsley-1; Walker-1), Opponents-73

Double Figure Rebounding Games: UM-9 (James-5; Fraser-2, Clark-2), Opponents-11

Double-Doubles: UM-5 (James-4, Clark-1), Opponents-7

BIG EAST Games

Record: 9-9 (Home: 6-3; Away: 3-6)


Player	3-POINT							Rebounds									
	GP-GS	FGM-FGA	PCT.	FGM-FGA	PCT.	FTM-FTA	PCT.	OFF	DEF	TOT-AVG.	PF-DQ	PTS-AVG.	AS	TO	BS	ST	MIN-AVG.
TIM JAMES	18-16	99-236	.419	2-4	.500	47-77	.610	61	66	127-7.1	38-1	247-13.7	20	54	39	20	580-32.2
Clifton Clark	18-18	83-184	.451	17-56	.304	40-64	.625	26	62	88-4.9	42-2	223-12.4	20	49	4	26	543-30.2
Alex Fraser	18-18	54-114	.474	0-2	.000	44-65	.677	44	50	94-5.2	40-1	152-8.4	11	25	19	31	461-25.6
KEVIN NORRIS	18-18	40-134	.299	29-83	.349	31-37	.838	6	48	54-3.0	48-1	140-7.8	98	57	0	24	551-30.6
Tory McCormick	18-5	27-75	.360	17-54	.315	8-14	.571	19	32	51-2.8	23-0	79-4.4	37	25	1	16	387-21.5
MARIO BLAND	18-7	29-62	.468	0-0	.000	15-24	.625	27	24	51-2.8	29-1	73-4.1	4	17	6	5	234-13.0
LUCAS BARNES	16-0	25-56	.446	1-4	.250	11-26	.423	18	21	39-2.4	33-2	62-3.9	7	12	12	1	178-11.1
VERNON JENNINGS	18-0	19-48	.396	4-16	.250	13-18	.722	6	30	36-2.0	36-0	55-3.1	24	27	3	14	260-14.4
JOHNNY HEMSLEY	14-0	16-50	.320	3-13	.231	10-12	.833	8	15	23-1.6	15-0	45-3.2	5	11	3	3	168-12.0
JERMAINE WALKER	8-0	8-19	.421	0-1	.000	5-6	.833	4	7	11-1.4	9-0	21-2.6	3	4	0	1	57-7.1
NICK DONOVAN	16-3	8-18	.444	0-2	.000	5-8	.625	7	7	14-0.9	23-1	21-1.3	0	10	4	4	82-5.1
Will Davis	15-5	8-22	.364	0-0	.000	4-8	.500	5	8	13-0.9	8-0	20-1.3	1	12	12	1	121-8.1
MIKE CURCIO	2-0	0-0	.000	0-0	.000	5-5	1.000	0	1	1-0.5	1-0	5-2.5	0	1	0	0	3-1.5
JAMIE WAGGONER	0-0	0-0	.000	0-0	.000	0-0	.000	0	0	0-0.0	0-0	0-0.0	0	0	0	0	0-0.0
Team								22	48	70					6		
MIAMI	18	416-1018	.409	73-235	.311	238-364	.654	253	419	672-37.3	345-9	1143-63.5	230	310	103	146	
Team								57	51	108				11			
Opponents	18	402-1036	.388	96-332	.289	254-384	.661	286	421	707-39.3	342-9	1154-64.1	201	300	60	150	

1996-97 Superlatives

Miami Team Highs		Miami Team Lows	
Total Points:	83 vs. Florida Atlantic, 11-24-96	43 vs. UNLV, 11-29-96	
1st Half Points:	49 vs. Jacksonville, 12-18-96	18 vs. St. John's, 12-3-96	
2nd Half Points:	47 vs. Hartford, 12-13-96	20 vs. UNLV, 11-29-96	
Overtime Points:	47 vs. St. John's, 2-22-97		
Victory Margin:	14 vs. St. John's, 3-5-97	13 vs. Georgetown, 1-18-97	
Field Goals Made:	36 (68-32) vs. Lehigh, 12-30-96	2 vs. three opponents	
	30 vs. Jacksonville, 12-18-96	18 vs. Rutgers, 2-8-97	
	30 vs. St. John's, 2-22-97		
Field Goals Attempted:	68 vs. St. John's, 12-3-96	40 vs. Rutgers, 2-2-97	
Field Goal Percentage:	.518 (29-56) vs. Hartford, 12-13-96	.322 (19-59) vs. UNLV, 11-29-96	
3-Point FGM:	8 vs. Syracuse, 12-7-96	1 vs. Seton Hall, 2-10-97	
	8 vs. Boston College, 1-2-97		
3-Point FGA:	19 vs. UNLV, 11-29-96	8 vs. Buffalo, 11-22-96	
		8 vs. Seton Hall, 2-10-97	
3-Point FG Percentage:	.500 (4-8) vs. Buffalo, 11-22-96	.105 (2-19) vs. UNLV, 11-29-96	
	.500 (8-16) vs. Syracuse, 12-7-96		
Free Throws Made:	26 vs. Pittsburgh, 2-5-97	3 vs. UNLV, 11-29-96	
Free Throws Attempted:	37 vs. Florida Atlantic, 11-24-96	7 vs. UNLV, 11-29-96	
	37 vs. St. John's, 3-5-97		
Free Throw Percentage:	.815 (22-27) vs. Buffalo, 11-22-96	.357 (5-14) vs. St. John's, 12-3-96	
Offensive Rebounds:	22 vs. Seton Hall, 2-10-97	6 vs. West Virginia, 3-1-97	
Defensive Rebounds:	36 vs. Jacksonville, 12-18-96	15 vs. Michigan, 3-13-97	
Total Rebounds:	55 vs. Seton Hall, 2-10-97	26 vs. Tennessee, 12-22-96	
Rebound Margin:	+23 (54-31) vs. Jacksonville, 12-18-96	-17 (51-34) vs. Georgetown, 1-4-97	
Assists:	25 vs. Hartford, 12-13-96	6 vs. Seton Hall, 2-10-97	
Turnovers:	27 vs. West Virginia, 3-1-97	8 vs. St. John's, 2-22-97	
Blocked Shots:	17 vs. Hartford, 12-13-96	1 vs. Michigan, 3-13-97	
Steals:	17 vs. Lehigh, 12-30-96	2 vs. UNLV, 11-29-96	
Fouls:	29 vs. Tennessee, 12-22-96	9 vs. Syracuse, 12-7-96	
Dunks:	6 vs. Connecticut, 1-22-97		
Largest Lead:	+37 (64-27, 3:02 left-2nd H vs. Lehigh, 12-30-96)		

Miami Individual Highs		Opponent Individual Highs	
Points:	30, Clark vs. St. John's, 3-5-97	34, Page (Georgetown), 1-18-97	
Field Goals Made:	12, James vs. Boston College, 1-2-97	11, Page (Georgetown), 1-18-97	
Field Goals Attempted:	21, Clark vs. Michigan, 3-13-97	31, Page (Georgetown), 3-6-97	
Field Goal Percentage:	1.000 (6-6), Fraser vs. Providence, 1-15-97	1.000 (6-6), Voskuhl (Connecticut), 2-15-96	
3-Point FGM:	3, 11 occasions	6, Martinho (Buffalo), 11-22-96	
	(Norris-6, McCormick-4, Clark-1)	6, Cummings (Pittsburgh), 1-8-97	
3-Point FGA:	9, Norris vs. St. John's, 2-22-97	14, Knox (Jacksonville), 12-18-96	
3-Point FG Percentage:	1.000 (3-3), McCormick vs. Buffalo, 11-22-96	1.000 (3-3), Huyler (FAU), 11-24-96	
Free Throws Made:	10, Norris vs. Buffalo, 11-22-96	11, Hamilton (St. John's), 2-22-97	
	10, Clark vs. Florida Atlantic, 11-24-96		
Free Throws Attempted:	16, Clark vs. Florida Atlantic, 11-24-96	15, Hamilton (St. John's), 2-22-96	
Free Throw Percentage:	1.000 (10-10), Norris vs. Buffalo, 11-22-96	1.000 (7-7), Maile (Pittsburgh), 1-8-97	
		1.000 (7-7), Garrity (Notre Dame), 2-25-97	
Offensive Rebounds:	6, six occasions	8, Crumble (DePaul), 12-28-96	
	(James-3, Fraser-2, Bland-1)		
Defensive Rebounds:	9, three occasions (Clark-2, James-1)	12, Minlend (St. John's), 2-22-97	
Total Rebounds:	13, James vs. Boston College, 1-2-97	17, Dia (Georgetown), 1-4-97	
Assists:	9, three occasions (Norris-2, Jennings-1)	8, Conlan (Michigan), 3-13-97	
Turnovers:	8, Norris vs. Georgetown, 1-18-97	7, Amette (Florida Atlantic), 11-24-96	
Blocked Shots:	6, James vs. Hartford, 12-13-96	5, Dia (Georgetown), 1-4-97	
	6, James vs. Georgetown, 1-18-97		
Steals:	5, three occasions	7, Billet (Rutgers), 2-8-97	
	(Clark-1, James-1, Jennings-1)		
Minutes:	42, Clark vs. St. John's, 3-5-97	44, Page (Georgetown), 1-18-97	

Opponent Team Highs		Opponent Team Lows	
Total Points:	82, West Virginia, 3-1-97	32, Lehigh, 12-30-96	
1st Half Points:	42, West Virginia, 3-1-97	12, Lehigh, 12-30-96	
2nd Half Points:	49, St. John's, 2-22-97	17, Seton Hall, 2-10-97	
Overtime Points:	10, Georgetown, 1-18-97	6, St. John's, 3-5-97	
Victory Margin:	28 (82-54), West Virginia, 3-1-97	1 (60-59), Rutgers, 2-2-97	
Field Goals Made:	30, West Virginia, 3-1-97	10, Lehigh, 12-30-96	
Field Goals Attempted:	71, Georgetown, 1-4-97	41, Lehigh, 12-30-96	
	71, Providence, 1-15-97		
Field Goal Percentage:	.596 (28-47), Michigan, 3-13-97	.244 (10-41), Lehigh, 12-30-96	
3-Point FGM:	9, Pittsburgh, 1-8-97	1, DePaul, 12-28-96	
3-Point FGA:	30, Seton Hall, 2-10-97	7, Tennessee, 12-22-96	
3-Point FG Percentage:	.500, three opponents	.056 (1-18) DePaul, 12-28-96	
Free Throws Made:	25, Tennessee, 12-22-96	5, Syracuse, 12-7-96	
	25, Notre Dame, 2-25-97		
Free Throws Attempted:	42, St. John's, 2-22-97	7, Syracuse, 12-7-96	
		7, Rutgers, 2-8-97	
Free Throw Percentage:	.889 (16-18), Boston College, 2-19-97	.450 (9-20), Connecticut, 1-22-97	
Offensive Rebounds:	29, Georgetown, 1-4-97	7, St. John's, 12-3-96	
		7, Lehigh, 12-30-96	
Defensive Rebounds:	30, Boston College, 2-19-97	17, Rutgers, 2-2-97	
Total Rebounds:	30, St. John's, 2-22-97	29, three opponents	
Rebound Margin:	51, Georgetown, 1-4-97	-23 (54-31), Jacksonville, 12-18-96	
Assists:	+17 (51-34), Georgetown, 1-4-97	3, Georgetown, 3-6-97	
Turnovers:	20, West Virginia, 3-1-97	10, Georgetown, 3-6-97	
Blocked Shots:	27, Lehigh, 12-30-96	0, Buffalo, 11-22-96	
	8, Villanova, 1-11-97	0, St. John's, 2-22-97	
Steals:	15, Hartford, 12-13-96	1, St. John's, 3-5-97	
Fouls:	28, Florida Atlantic, 11-24-96	10, UNLV, 11-29-96	
Dunks:	9, Michigan, 3-13-97		
Largest Lead:	+31 (70-39, 6:53 left-2nd H, West Virginia, 3-1-97)		



Vernon Jennings' nine assists against Jacksonville tied him with Kevin Norris for season-high honors.

1996-97 Season Recap

Mar. 13—Michigan 76, Miami 63

Maceo Baston poured in a team-high 19 points to lead four Wolverines in double figures as the University of Michigan defeated Miami 76-63 in the opening round of the National Invitation Tournament in Ann Arbor, Michigan. Senior Clifton Clark led Miami with a game-high 25 points.

Miami, making its second postseason appearance in three seasons, had trouble matching Michigan's athleticism as the Wolverines consistently got good looks at the basket. Michigan hit 28-of-47 (.596) from the field for the game including 17-of-27 (.630) in the second half. Miami entered the game ranked sixth in the nation in field goal percentage defense holding opponents to only 37.6 percent shooting.

Trailing 55-41 with 10:03 to play, Miami scored 11 of the next 13 points to cut the deficit to five (57-52) following two Lucas Barnes free throws at the 5:55 mark. But that would be as close as the Hurricanes would get as the Wolverines scored nine straight points to push the lead back to 14 points with 3:27 left.

Mar. 6—Georgetown 63, Miami 59:

For the third straight season and the fifth time in six years, Georgetown eliminated Miami from the BIG EAST Tournament with a 63-59 quarterfinal round victory before a crowd of 18,347 at Madison Square Garden. Victor Page, who was held to six points on 1-11 shooting in the first half, exploded for 25 of Georgetown's 39 second-half points to finish with a game-high 31 points. Page, whose 19-foot jumper with 1:36 remaining put Georgetown ahead to stay, was the only Hoya to score in double figures.

Tim James led Miami with 15 points and Clifton Clark added 14 points and a team-high seven rebounds.

Freshmen Lucas Barnes and Mario Bland each came off the bench to score 10 points. The loss dropped the Hurricanes to 16-12 overall.

Miami led by a single-point three times in the final five minutes, the final time with 1:51 remaining after James hit a pair of free throws. After the jumper by Page put Georgetown up one, 15 seconds later, freshman Ed Sheffey nailed a jumper to push the lead to three. The Hoyas hit five of six free throw attempts in the final 20 seconds to ice the victory and improve to 20-8.

Mar. 5—Miami 76, St. John's 68 (OT):

Clifton Clark scored a career-high 30 points as Miami scored a 76-68 overtime victory over St. John's in the opening round of the 1997 BIG EAST Tournament. The 30 points scored by Clark tied the UM single-game BIG EAST Tournament record set by Jerome Scott against Pittsburgh in 1992 and was the top individual scoring performance in Wednesday's opening round action. Alex Fraser added 15 points and a team-high seven rebounds for the Hurricanes who improved to 16-11, snapping a season-long five-game losing streak. Tim James totaled 11 points and Kevin Norris scored six of his eight points in the extra session as UM eliminated the Red Storm and advanced to the quarterfinal round of the BIG EAST Tournament for the third straight season.

Charles Minlend led the Red Storm with 20 points and a game-high 11 rebounds. Felipe Lopez contributed 14 points before fouling out in overtime and Zendon Hamilton registered a double-double with 10 points and 10 rebounds, but shot just 1-11 from the floor before fouling out in overtime. The loss dropped the Red Storm to 13-14 on the season.

Mar. 1—West Virginia 82, Miami 54:

The Mountaineers used a 20-0 run midway through the first half to grab control of the game and hand the Hurricanes their worst loss of the season, an 82-54 setback in the Miami Arena. The loss extended Miami's season-high losing streak to five games.

Seldon Jefferson led the Mountaineers with 23 points (15 in the first half) and Adrian Pledger added 16 points. Damian Owens recorded a double-double for the victors with 13 points and a game-high 10 rebounds. Owens also added a team-high seven assists. The victory improved the Mountaineers to 18-8 overall and 11-7 in the BIG EAST.

Tim James was the lone Hurricane to reach double figures in scoring. James finished with team-highs in both points (10) and rebounds (five) for the Hurricanes. The loss dropped Miami to 15-11 overall. The Hurricanes concluded their BIG EAST regular-season schedule with a 9-9 record, tying their best mark in league play set during the 1994-95 NIT season.

Miami got off to a good start in the contest and then watched West Virginia grab control. The game was tied at 7-7 in the opening half when the 'Canes scored 11 straight points to take an 18-7 lead with 12:42 left in the half. Three minutes later, trailing 22-13, West Virginia embarked on a 20-0 run and never led by fewer than nine points the remainder of the game. Miami managed just one field goal the rest of the half after taking the 18-7 lead and trailed 42-30 at the break.

West Virginia opened the second half on a 24-6 run and pushed its lead to 30 points. The lead would eventually get to 31 and UM never got closer than 25 points the last 11:30.

Feb. 25—Notre Dame 69, Miami 60:

Pat Garrity scored 18 of his game-high 27 points in the second half and Antoni Wyché added a career-high 17 points off the bench as Notre Dame recorded a 69-60 victory over Miami before 9,289 spectators at the Joyce Center. Senior guard Admore White, playing in his final regular season home game, scored seven of Notre Dame's final 11 points and finished with 11 points and a game-high seven assists.

Mario Bland came off the bench and scored a game and career-high 15 points and led UM with eight rebounds, tying his career-high. Clifton Clark, who finished with 11 points, was the only other Hurricane to score in double-figures.

With the game tied at 56-56 and under three minutes to play, Garrity hit a jumper to put the Irish up two. Bland tied the game for the final time when he hit a pair of free throws with 2:33 remaining. White then took over and scored the game's next five points. He hit one of two free throw attempts with 2:09 left to put Notre Dame ahead to stay and followed that with a layup at the 1:31 mark and a pair of free throws with 1:08 remaining. The victory, Notre Dame's sixth consecutive BIG EAST home win, improved the Fighting Irish to 14-11 overall and 8-9 in the BIG EAST. The loss, UM's season-high fourth in a row, dropped the 'Canes to 15-10 overall and 9-8 in BIG EAST play.

Feb. 22—St. John's 77, Miami 73:

The trio of Zendon Hamilton, Felipe Lopez and Charles Minlend combined to score 63 of the Red Storm's 77 points in a 77-73 victory over Miami before a sellout crowd of 6,008 at Alumni Hall. Hamilton scored 19 of his game-high 27 points in the second half and grabbed nine rebounds. Lopez tallied 21 points, seven rebounds and a team-high four assists. Minlend, playing in his final home game, scored 15 points and grabbed a game-high 15 rebounds.

Four Hurricanes scored in double figures led by Tim James with 14 points. Kevin Norris totaled 13 points and a game-high eight assists with zero turnovers. Freshmen Jermaine Walker and Lucas Barnes each set career-highs in scoring. Walker finished with 11 points and Barnes added 10 points and a team-high seven rebounds.

St. John's opened the game outscoring the Hurricanes 15-4 in the first eight minutes and Miami never did catch up. The Hurricanes found themselves down by two, 39-37, with 13:55 left in the game, but St. John's went on a 12-6 run, capped by a Minlend trey and Miami got no free throw than four the rest of the contest. The Red Storm had just two field goals the final five minutes, but was 15-22 from the foul line during that period to ice the victory.

The loss extended Miami's losing streak to a season-high three games. The Hurricanes dropped to 15-9 overall and 9-7 in the BIG EAST. The victory gave the Red Storm a sweep of the regular season series with the Hurricanes.

Feb. 19—Boston College 59, Miami 57:

The Eagles, playing without senior forward Danya Abrams who was serving a one-game NCAA suspension for fighting, completed a regular season series sweep of the Hurricanes with a 59-57 victory at the Miami Arena. The BC victory snapped Miami's 10-game home winning streak and school-record six-game BIG EAST home winning streak. James "Scoonie" Penn, who was held to four points in the first meeting this season, scored a game-high 22 points to lead the Eagles and Duane Woodward added 11. Tim James topped UM with 16 points and Alex Fraser totaled 10.

The game was tight throughout and featured eight lead changes and seven

1996-97 Season Recap

ties. BC took its largest lead of the game, 31-26, when Penn nailed a three-point field goal with 16:29 remaining. Miami responded with a eight unanswered points and neither team led by more than three points the remainder of the contest.

Fraser tied the score at 57-57 when he hit a pair of free throws with 42 seconds left setting the stage for a dramatic finish. Mickey Curley was credited with a field goal with 11.7 seconds remaining on a controversial goaltending call. Miami had a chance to tie the game but Clifton Clark's field goal attempt with a second remaining came up short. The loss dropped Miami to 15-8 overall and 9-6 in BIG EAST play and improved BC to 17-7 overall and a league-best 11-5 in conference play.

Feb. 15—Connecticut 72, Miami 52:

Less than a month after suffering a 23-point defeat at Miami, Connecticut responded with a 72-52 victory over the Hurricanes before a sellout crowd of 10,027 at the Harry A. Gampel Pavilion. Four Huskies scored in double figures led by Ricky Moore with 15 points. Rashamel Jones added 13 and freshman Jake Voskuhl and Richard Hamilton each tallied 12 points. The Huskies became just the third team this season to connect on at least half of the field goal attempts against UM. UConn was 28-55 (.509) from the floor and outrebounded the Hurricanes, 41-32. The victory snapped a school-record five-game home losing streak for the Huskies.

Clifton Clark scored 20 points to lead the Hurricanes. Miami, which shot just 33.9 percent (20-59) from the floor, had its three-game winning streak snapped and dropped to 15-7 overall and 9-5 in the BIG EAST.

The game was close the first 16 minutes before UConn took control. The Huskies held a 23-22 lead with 3:42 remaining in the opening half and closed the half with a 12-3 scoring run. Three times in the second half Miami got as close as 11 points, the final time with 13:58 remaining (46-35), but UConn responded with a run of 17 unanswered points to finish off the Hurricanes. The Huskies improved to 14-9 overall and 7-7 in the BIG EAST.

Feb. 10—Miami 61, Seton Hall 51:

Defense was once again the key to victory as the Hurricanes recorded a 61-51 victory over Seton Hall at Continental Airlines Arena. Miami held Seton Hall to 27.6 percent (16-58) shooting from the floor for the game and 17.2 percent (5-29) in the second half. The 27.6 percent shooting for the game represents the worst any BIG EAST team has shot against UM and the 17.2 percent in the second half ties the UM BIG EAST record for best field goal percentage defense in a half of a BIG EAST game. The victory was UM's first at Seton Hall in six attempts since joining the BIG EAST. It was also Miami's ninth conference win and third on the road tying school records set during the 1994-95 season. UM, which reclaimed sole possession of first place in the BIG EAST 7 with the victory, improved to 15-6 overall and 9-4 in the BIG EAST.

Tim James recorded his fourth career double-double for the 'Canes with a team-high 12 points and 10 rebounds. Alex Fraser added 11 points and eight rebounds and Clifton Clark totaled nine points and a game and career-high 11 rebounds. Rimas Kaukenas came off the bench and scored 16 points to top the Pirates while Shaheen Holloway added 14 points and Level Sanders totaled 11 points. The Hall dropped to 8-14 overall and 3-10 in the BIG EAST with the loss.

After falling behind by as many as 11 points (26-15 with 6:34 remaining) in the opening half, UM used a 15-0 run late in the first half to take control of the contest. UM took the lead for good when Clark hit a pair of free throws with 3:02 left in the opening half. Miami's lead reached as high as 11 points in the second half (52-41 with 8:41 remaining) and from that point on the Pirates never got closer than six points. Miami, which shot just 32.3 percent (20-62) from the floor, outrebounded the Pirates by a 55-38 margin and pulled down a season-high 22 offensive rebounds. The 55 rebounds set a UM BIG EAST single-game record for total rebounds.

**Feb. 8—Miami 53, Rutgers 50:**

Alex Fraser and Tim James each scored 11 points to lead the Hurricanes to a 53-50 over Rutgers in the Miami Arena. The victory was Miami's 10th in a row at home. The 'Canes, who won their sixth straight BIG EAST home game to set a school record, moved into a first place tie with Providence in the BIG EAST 7 division with identical 8-4 league records.

Rutgers, which had defeated UM six days earlier in New Jersey, dropped to 8-9 overall and 5-8 in BIG EAST play. The Scarlet Knights were led by the backcourt duo of Geoff Billet (18 points and a career-high seven steals) and Earl Johnson (12 points, nine rebounds, six assists). Rutgers became the fifth straight opponent UM held to under 35 percent shooting from the floor as the Scarlet Knights converted 19-59 field goal attempts (.322).

Miami, which trailed for just 2:27 in the contest, outrebounded the Scarlet Knights by a whopping 52-30 margin, setting a single-game school BIG EAST record for rebound margin. Rutgers maintained a pair of one-point leads in the second half, but the 'Canes took the lead for good when Clifton Clark (eight points and a game-high nine rebounds) snapped a 41-41 tie on a three-point play with 5:37 remaining. The 'Canes held on for the win despite connecting on only three-of-seven free throw attempts in the final 1:18.

The Hurricanes improved to 14-6 overall with the victory and went four games over .500 for the first time in their six-year BIG EAST history.

Feb. 5—Miami 78, Pittsburgh 63:

Alex Fraser, playing in his 100th career game, scored 15 points and grabbed six rebounds to lead the Hurricanes to a 78-63 victory over Pittsburgh in the Miami Arena. Kevin Norris contributed 11 points, a game-high six assists and five rebounds and Tim James added 10 points and a game-high nine rebounds for the victors. Vontee Cummings scored 24 points to lead the Panthers while Mark Blount added 17 points and Chad Varga scored 11 points. Jason Maile, who tallied 22 points last month in Pitt's 76-72 win over Miami, was held scoreless in 25 minutes.

Miami, which improved to 13-6 overall and 7-4 in the BIG EAST, used runs of 12-0 and 15-1 in the opening half to take control of the game. The Hurricanes shot 55 percent from the floor in the opening half and held Pitt to 30.8 percent shooting en route to a 41-20 halftime lead. The Hurricanes also forced the Panthers into 17 first half turnovers. The 21-point halftime margin is UM's largest in a BIG EAST home game.

In the second half the lead got as high as 24 points (47-23) but never got lower than 13 as the Panthers fell to 11-11 overall and 5-6 in BIG EAST play.


The Panthers, who shot 33.8 percent (22-65) for the night, finished the game with 24 turnovers, the most forced by the Hurricanes in a BIG EAST regular season game.

Feb. 2—Rutgers 60, Miami 59:

Celebration turned to dejection for the Hurricanes as a shot at the buzzer by Tim James was ruled a two-point field goal and not a trey, allowing Rutgers to escape with a 60-59 victory over Miami at the Louis Brown Athletic Center. Referees Tim Higgins and Leroy Hendricks ruled that James' foot was on the arc as he attempted a game-tying shot.

Rutgers, which snapped Miami's school-record four-game BIG EAST winning streak, won despite shooting just 33 percent (22-66) from the floor. The Scarlet Knights were led by sophomore forward Rob Hodgson, who scored a team and career-high 19 points. Hodgson's two free throws with 17.3 seconds remaining pushed the lead to 60-57 and set the stage for the dramatic ending. Sophomore Geoff Billet added 15 points for the Scarlet Knights who improved to 9-8 overall and 5-6 in BIG EAST play.

The Hurricanes, who trailed by as many as 14 points (13 in the second half), were led by Clifton Clark's game-high 21 points. Tim James totaled 13 points and Torey McCormick came off the bench to score 13 points and grab a career and game-high nine rebounds. Miami committed 23 turnovers and shot just 26 from the foul line. The Hurricanes missed all four of their free throw attempts in the game's final 1:21 and dropped to 12-6 overall and 6-4 in BIG EAST play.



1996-97 Season Recap

Jan. 22—Miami 69, Connecticut 46:

Alex Fraser scored a game-high 17 points and grabbed a team-high eight rebounds as Miami ended a six-game losing streak against the Huskies with a 69-46 victory in front of UM's sixth-largest crowd (6,662) at the Miami Arena. The victory, which was Miami's fourth straight, set school records for largest victory margin in a BIG EAST game and for most consecutive BIG EAST wins. Tim James added 14 points for the 'Canes and Clifton Clark contributed 11 points. Point guard Kevin Norris finished with six assists, the final assist was the 300th of his career and made him UM's all-time leader in assists in BIG EAST games (197).

Richard Hamilton scored 12 points to top the Huskies. Center Jake Voskuhl recorded his first career double-double with 10 points and a game-high 10 rebounds. The Huskies, who dropped to 11-5 overall and 4-3 in the BIG EAST, shot just 34 percent (17-50) from the floor and committed 23 turnovers.

Miami, which improved to 12-5 overall and 6-3 in BIG EAST play, led 26-22 at the half. The 'Canes opened the second half with a 12-5 run and never trailed by less than 10 points the remainder of the contest. The lead reached as high as 24 points (65-41) in the second half. The 46 points scored by the Huskies marked the second fewest points they have scored in a BIG EAST regular season game and the second fewest points scored against the Hurricanes in a BIG EAST game. Miami's bench continued its stellar play outscoring the Connecticut reserves, 22-2.

Jan. 18—Miami 68, Georgetown 65 (OT):

The Hurricanes overcame a 13-point second half deficit to record a 68-65 overtime victory over the Hoyas before the third largest home crowd in UM history (10,419). The victory gave Miami its first season sweep of the Hoyas and marked only the 12th time the Hoyas have been swept in 129 BIG EAST two-game season series. The 13-point second-half deficit overcome by the Hurricanes is the largest second-half deficit they have overcome to win a BIG EAST game.

Kevin Norris and Clifton Clark each scored 14 points to lead the Hurricanes, who moved into sole possession of first place in the BIG EAST 7 division for the first time since joining the BIG EAST in 1991. Norris added a game-high nine assists, including three in the extra session. Tim James added 12 points, including UM's final two in regulation and the first four in overtime. Alex Fraser added 11 points and three steals as UM extended its home winning streak to seven games. The Hurricanes improved to 11-5 overall, their best start since the 1964-65 season, and 5-3 in BIG EAST play.

The Hoyas, who lost their third straight game, dropped to 10-6 overall and 3-5 in BIG EAST play. Victor Page led the Hoyas with 34 points and Ya-Ya Dia recorded a double-double with 13 points and a game-high 14 rebounds.

Miami opened the game with a 12-3 run, but trailed the Hoyas, 28-24, at the half. Georgetown pushed the lead to 13 points, 49-36, when Dia hit a four-foot hook shot with 8:35 to play. Miami's defense would take over from that point and allow the Hoyas just two more field goals the rest of the half.

Torey McCormick started the UM rally when he picked off an errant Dia pass and raced the length of the floor to record his second career dunk, electrifying the crowd. After Page hit a jumper with 3:56 left Miami trailed 55-50. The Hoyas, however, would not record another field goal in the half. Miami got a jumper from Fraser, a free throw from Lucas Barnes and a six-foot jumper from James with 52.2 seconds to go to force the overtime.

Miami scored the first four points of the overtime, all by James, and never trailed in the extra session. Norris iced the victory hitting five of his six free throw attempts in the overtime.

Jan. 15—Miami 71, Providence 69:

For the third time in the last four games, Kevin Norris delivered a victory for the Hurricanes in the waning seconds of their BIG EAST game against Providence. Norris hit two free throws with five seconds remaining to break a 69-69 tie and give UM a 71-69 victory over the Friars in the Miami Arena. The win improved the 'Canes to 10-5 overall and 4-3 in the BIG EAST. The 10-5 start is Miami's best since opening the 1966-67 season with an identical record and the 4-3 mark in league play is UM's best ever. Miami also moved into a tie with Pittsburgh for first place in the BIG EAST 7 division.

Providence, which fell to 11-5 overall and 3-3 in the BIG EAST, jumped out to a 27-18 lead with 10:30 left in the opening half as Jamel Thomas had 17 of his game-high 27 points during the run. The Friars were outscored 21-6 the remainder of the half by the 'Canes, who took a 39-33 halftime lead.

Miami led the entire second half, pushing the lead as high as 12 points, 61-49, with 6:22 left. The 'Canes were still comfortably ahead when Norris hit a

pair of free throws with 37.4 seconds remaining to give UM a 67-59 lead. The Friars rallied to tie the score at 69 after a pair of three-pointers from Thomas and a layup by Derrick Brown with 8.4 seconds to play. Brown, who entered the game as the second leading free throw shooter in the BIG EAST behind Norris, missed on his attempt to complete a three-point play and give PC a lead. Tim James rebounded the miss and handed off to Norris, who was fouled by Brown as he dribbled in traffic with five seconds to go. Norris then hit both free throws to put UM on top. The Friars had one last chance, but Jason Murdock missed a three-point field goal attempt from deep on the right wing as time expired.

James led UM with 17 points while teammate Clifton Clark recorded his first career double-double with 16 points and a game and career-high 10 rebounds. Alex Fraser added 15 points and tied the UM single-game BIG EAST record for field goal accuracy when he connected on all six of his field goal attempts. Norris, who finished with eight points, recorded a game-high nine assists, tying his career-high.

In addition to 27 points from Thomas, Providence received 11 points from God Shammgod. Austin Croshere, who entered the game as the Friars' leading scorer with a 19.0 scoring average, was held to seven points on 3-12 shooting. Croshere did add 10 rebounds for PC.

Jan. 11—Miami 61, Villanova 59:

In what is probably the greatest win since the rebirth of the program. The Hurricanes recorded a 61-59 upset win at Villanova (#7 USA Today/CNN, #8 AP) to close out the longest road trip of the year with a 2-2 record. Kevin Norris hit a pair of free throws with eight-tenths of a second remaining after Villanova's Tim Thomas called a timeout when the Wildcats were out of timeouts. The victory was UM's first over a ranked opponent on the road since the rebirth of its program in 1985 and the victory over Villanova marked the highest ranked opponent the Hurricanes have defeated since the rebirth of the program. The Miami win also snapped Villanova's 23-game winning streak in the John E. duPont Pavilion.

Norris and freshman Johnny Hemsley each scored 11 points to lead the Hurricanes. For Hemsley the 11 points were a career-high. Tim James, who had scored in double figures in a career-high 15 consecutive games was held to eight points. Center Will Davis, making his first start since the fourth game of the season, contributed five points, six rebounds (tying his career-high) and three blocked shots in a career-high 30 minutes. Of equal importance was the defensive effort turned in by Davis as he held Villanova's Jason Lawson to eight points and six rebounds while forcing Lawson into four turnovers.


The Wildcats received 18 points from Thomas (just three in the second half) and 14 each from Alvin Williams and Chuck Kornegay.

After trailing 8-4 early in the contest, the Hurricanes scored a season-high 16 consecutive points, forcing Villanova into nine straight missed shots, to grab a 20-8 lead with 10:43 to go in the opening half. The Wildcats cut the deficit to six points (33-27) at the half.

The Hurricanes pushed the lead back to nine points (53-44) in the second half when Clifton Clark hit a 16-foot jumper with 7:28 remaining. The Wildcats scored the game's next 13 points and maintained a 57-53 lead with three minutes remaining in the contest. Miami, which outscored Villanova, 8-2, over the final three minutes, tied the score at 57-57 on a Norris trey with 1:53 left and took a 59-57 lead off a steal and slam dunk by James 26 seconds later. After Williams tied the game for Villanova with 1:02 left, the stage was set for an improbable ending. Miami committed a 35-second shot clock violation on its next possession.

Villanova which received the ball with 23.3 seconds left was holding for the last shot when it lost the ball out of bounds in the final seconds. Thomas then instinctively grabbed the ball as it was going out of bounds and called the fatal timeout. Norris then hit a pair of free throws to give the Hurricanes the win.

Miami, whose bench outscored the Wildcat bench, 24-0, improved to 9-5 overall and 3-3 in the BIG EAST while Villanova dropped to 12-3 overall and 3-2 in league play. The 3-3 start tied Miami's best six-game start in conference play. The 'Canes also began the 1994-95 BIG EAST season with a split of their first six games.



1996-97 Season Recap

Jan. 8—Pittsburgh 76, Miami 72:

Vonteego Cummings scored 23 of his game-high 29 points in the second half to lead Pittsburgh to a 76-72 victory over Miami at Fitzgerald Field House. The 23 points scored by Cummings in the second half are the most scored against the Hurricanes in a half of a BIG EAST game, topping the old mark of 20 shared by four players. Jason Maile added 22 points for the Panthers, who connected on 9-18 three-point field goal attempts.

Clifton Clark scored 19 points to lead the Hurricanes and Tim James added 18 points and nine rebounds. Miami also received 11 points and a team-high five assists from Kevin Norris and eight points and nine rebounds from Alex Fraser.

Miami maintained a 31-30 halftime lead after holding Pitt to 33.3 percent shooting in the opening half. The second half, however, belonged to the Panthers. Pitt connected on 58.3 percent (14-24) of its field goal attempts after the intermission, including six of 10 attempts behind the three-point arc. The Panthers scored 46 points in the second half, tops by a UM opponent in a half this season.

The loss dropped the 'Canes to 8-5 overall and 2-3 in the BIG EAST while Pitt improved to 8-7 overall and 3-2 in the BIG EAST.

Jan. 4—Miami 69, Georgetown 67:

Kevin Norris hit a 14-foot jumper in the lane with four-tenths of a second remaining to lead Miami to a 69-67 victory over Georgetown in the USAir Arena. The win was Miami's first against the Hoyas on the road and snapped Georgetown's 24-game home winning streak.

Clifton Clark led the 'Canes with 20 points while Tim James added 18 points and a team-high eight rebounds. Norris, a Baltimore native who was playing in Maryland for the final time in his career, finished with 11 points and a team-high four assists.

Victor Page led the Hoyas with 30 points and Daymond Jackson added 15 points and nine rebounds. Ya-Ya Dia contributed eight points, a game and career-high 17 rebounds (a BIG EAST single-game record against the Hurricanes) and a game-high five blocked shots.

Miami outscored the Hoyas by a 34-33 margin in the opening half, which featured five ties and 14 lead changes. The Hurricanes never trailed after the break, but the contest was tied on four occasions. Miami led by as many as seven points three different times after the break, the final time with 6:04 remaining when a Torey McCormick layup put the 'Canes up 61-54. Page then grabbed control of the contest for the Hoyas scoring their final 10 points, including a pair of free throws with 18 seconds remaining that tied the score at 67-67 and set the stage for Norris' heroics.

The Hurricanes, who improved to 8-4 overall and 2-2 in the BIG EAST, held the Hoyas to 32.4 percent (23-71) shooting from the floor, but were outrebounded by a 51-34 margin. Georgetown dropped to 9-3 overall and 2-2 in the BIG EAST.

Jan. 2—Boston College 65, Miami 62:

Duane Woodward scored a career-high 23 points and Mickey Curley added 11 points off the bench as the Eagles (#25 AP/#25 USAT/CNN) recorded a 65-62 come-from-behind victory over the Hurricanes in the Silvio O. Conte Forum. Tim James topped the Hurricanes with career and game-highs in both points (28) and rebounds (13). The double-double was the third of the season for James and his 28-point output was the highest by a Hurricane in a BIG EAST road game.

The first half was a series of three big runs. Miami opened the contest with a 17-6 lead and then watched BC respond with a 16-2 run of its own to take a 22-19 lead. The Hurricanes then scored the next 10 points of the half and eventually took a 29-26 halftime lead.

The Eagles took the lead for good when Andy Bedard hit a trey with 16:58 left in the contest. BC led by as many as eight points on six occasions in the second half.

Miami held BC's Danya Abrams, the 1996-97 BIG EAST Pre-Season Player of the Year, to a season-low six points. It marked the first time Abrams failed to score in double figures since UM had held him to a season-low four points last February, a span of 20 games. The Eagles, who won despite shooting 39.6 percent (21-53) from the floor, improved to 7-2 overall and 2-1 in the BIG EAST. Miami, which dropped its BIG EAST road opener for the sixth time in six tries, fell to 7-4 overall and 1-2 in league play.

Dec. 30—Miami 68, Lehigh 32:

The Hurricanes closed the 1996 calendar year with their best defensive effort of the year in a 68-32 victory over Lehigh in the Miami Arena. Freshman Mario Bland recorded team and career-highs in both points (13) and rebounds (eight) to lead the 'Canes. Torey McCormick added 11 points off the UM bench and Tim James scored 10 points in a season-low 18 minutes to extend his streak of consecutive double figure games to 12 and 15 of the past 16.

Sophomore Brett Eppehimer scored a game-high 19 points to lead the Mountain Hawks, who dropped to 0-10 on the year.

The 32 points scored by Lehigh are the fewest by a UM opponent since the 'Canes held the University of Tampa to 25 points in a 53-25 victory on Dec. 31, 1947. Miami held Lehigh to 12 points and three field goals in the opening half, both lows for a UM opponent since the rebirth of the Hurricane program in 1985. The Mountain Hawks connected on just 12.5 percent (3-24) of their first-half field goal attempts and 24.4 percent (10-41) of their attempts for the game. The 24.4 percent accuracy is the second worst by a UM opponent since the program was brought back.

The game was the final regular-season contest for the Hurricanes. Miami finished the non-conference season with a 6-2 mark in its eight non-conference games. The win improved UM's overall record to 7-3, marking the second straight year the 'Canes won seven of their first 10 games. The seven wins allowed the 'Canes to tie their best 10-game start since the program was brought back.

Dec. 28—Miami 61, DePaul 45:

Tim James scored a game-high 18 points, grabbed a career and team-high 11 rebounds and blocked a game-high five shots to lead Miami to a 61-45 victory over DePaul at the Miami Arena in the third annual HIP Health Plan Orange Bowl Basketball Classic. James was the first unanimous MVP selection in the three-year history of the tournament.

Miami held the Blue Demons to 27.7 percent shooting (18-65) from the floor, marking the second time this season and the fifth since the revival of the program in 1985 that UM held the opposition to under 30 percent shooting. DePaul struggled on the perimeter all afternoon, making just 1-18 from behind the three-point arc. Miami's defense in the second half was outstanding, holding DePaul to 19 points on 24.2 percent (8-33) shooting. Ricardo Crumble led the Blue Demons with 14 points and a game-high 13 rebounds and Jerome "Doc" Taylor added 10 points.

The victory was the first for UM in seven tries against the Blue Demons. Clifton Clark added 10 points for the Hurricanes, who improved to 6-3 with the victory. DePaul, off to its worst start in school history, dropped to 2-7 with the loss.

Dec. 22—Tennessee 78, Miami 65:

Aaron Green came off the bench to score 20 points (14 in the second half) to spark the Volunteers to a 78-65 victory over the Hurricanes in front of 13,050 fans at the Thompson-Boling Arena. Tennessee, which shot 51 percent (25-49) from the floor, also received 17 points from DaShay Jones and 14 from Brandon Wharton. Tim James led Miami with a game-high 24 points (18 in the second half) and Kevin Norris added 11.

Tennessee scored the first four points of the game and never trailed. The Volunteers led by as many as 11 points (22-11 with 8:27 left) in the opening half before settling for a 34-24 halftime lead. Tennessee held the Hurricanes to 25 percent (7-28) shooting in the opening 20 minutes and outrebounded UM by a 26-14 margin.

The Vols pushed their lead to 13 points twice in the first four minutes of the second half, but Miami responded and cut the lead to four points on two occasions in the final couple of minutes. A Norris trey with 3:33 remaining cut the UM deficit to 60-56 and a three-point play by James, his third of the half, pulled UM to within four at 63-59 with 2:22 remaining. The Vols then proceeded to hit 11 of 12 free throw attempts in the final 2:15 and forced three Miami turnovers.

The loss snapped a three-game winning streak for the 'Canes and dropped them to 5-3. Tennessee improved to 5-2 with the victory.

**Dec. 18—Miami 74, Jacksonville 57:**

Clifton Clark, playing in his 100th collegiate game, scored 17 points and Tim James added 11 points as the Hurricanes cruised to a 74-57 victory over Jacksonville at the Miami Arena. John Knox scored a game-high 30 points to lead the Dolphins.

It was a big night for UM's four freshmen: Lucas Barnes, Mario Bland, Johnny Hemsley and Vernon Jennings. The quartet combined to total 24 points, 14 rebounds, 10 assists and four steals. Jennings led the way, setting career-highs in minutes (24), points (nine), rebounds (five) and assists (nine). The nine assists by Jennings were a game-high and represent the third highest single-game total by a UM freshman.

Miami stormed out of the gates scoring the first 10 points of the game and was leading 18-2 with 12:46 left in the opening half. The Hurricanes held a 49-25 lead at the break. The 49 first-half points were the most points UM had scored in the first half of a game since totaling 49 against Florida Atlantic on Nov. 25, 1991 and the most points UM has scored in a half this season. JU got no closer than 16 points in the second half.

Miami held JU to 31.7 percent (19-60) shooting from the floor and recorded a season-high 13 steals. The 'Canes also enjoyed a 54-31 advantage on the boards. The victory improved Miami's record to 5-2 and left JU with an 0-6 mark for the first time in its history.

Dec. 13—Miami 74, Hartford 58:

Tim James scored a career-high 26 points, grabbed eight rebounds and registered six of UM's school-record 17 blocked shots en route to a 74-57 victory over Hartford in the Miami Arena. The 17 blocks by the Hurricanes (13 in the first half) set a Miami Arena collegiate record and tied for the sixth highest total in NCAA Division I history.

Miami also received 14 points from Clifton Clark and 11 rebounds from Alex Fraser. Torey McCormick, making his first start of the season, added nine points and a career-high eight assists. In addition to the 17 blocked shots, the Hurricanes registered a season-high 25 assists.

Justin Bailey came off the bench to score 13 points, topping the Hawks. Ryan Howse added 12 points and Anthony Bethune chipped in 10 as the Hawks were held to 30 percent shooting from the floor in both halves.

Despite 13 first-half blocks, the Hurricanes managed only a tie at the half (27-27). They didn't break the game open until midway through the second half. With the score tied at 37 and 15:16 remaining the 'Canes went on a run. Miami outscored Hartford 20-2 over the next 5:23. Clark, James and Nick Donovan, who scored a career-high nine points (all in the second half), keyed the Miami run. Clark and James each scored six points with a pair of dunks during the run and Donovan added five points as the 'Canes put the game out of reach. Miami, which shot 63.3 percent (19-30) from the floor in the second half, improved to 4-2 on the season.

Dec. 7—Miami 67, Syracuse 63:

For the third straight season the Hurricanes knocked off a ranked opponent in the Miami Arena. Clifton Clark scored 20 points and Tim James added 17 as the 'Canes defeated Syracuse (#19 AP/#18 USAT/CNN), 67-63. Torey McCormick added 12 points off the bench and Kevin Norris totaled 11 points and eight assists for Miami. Todd Burgan had 22 points and eight rebounds for the Orangemen and Otis Hill contributed 19 points and six rebounds.

Miami, which trailed by as many as 11 points in the opening half, shot 56.5 percent (13-23) from the floor in the second half, including 6-9 from three-point range. The 'Canes outscored Syracuse, 9-2, over the last three minutes to grab the victory.

Clark tied the contest at 63-63 with 1:42 remaining when he nailed his career-best third trey of the game. James put UM up for good when he converted a free throw with 50 seconds left and Norris sealed the victory by hitting three of four from the charity stripe in the game's final 14 seconds.

Miami improved to 3-2 overall and 1-1 in BIG EAST play. Syracuse dropped to 3-3 overall and 0-2 in league play for only the third time in the 17-year history of the BIG EAST and the first time since the 1992-93 campaign.

Dec. 3—St. John's 61, Miami 57:

The Hurricanes opened the 1996-97 BIG EAST season with a 61-57 loss to St. John's in the Miami Arena. Zendon Hamilton scored a game-high 15 points to lead the Red Storm. St. John's also received 12 points from Felipe Lopez and 10 from Lavor Postell. Tim James scored 13 points to lead the Hurricanes. Clifton Clark added 12 points and Torey McCormick contributed 10 off the

1996-97 Season Recap

bench for the 'Canes who were held to 35.3 percent shooting from the floor.

St. John's, which shot 66.7 percent from the floor in the second half and 47.7 percent for the game, went 5-52 in the first half before it got on the scoreboard. The Red Storm didn't score again until Charles Minlend hit a trey with 9:06 left in the half to cut their deficit to 9-5. St. John's, which connected on just six of 25 first half field goal attempts, managed to grab a 19-18 halftime lead.

The second half remained close with neither team enjoying more than a six-point lead. The Red Storm took the lead for good when Tyrone Grant recorded a three-point play with 11:24 remaining, keying an 8-2 St. John's run.


Nov. 29—UNLV 55, Miami 43:

Tyrone Nesby scored 16 points, including a key jumper with two minutes left, and grabbed 11 rebounds to lead UNLV to a 55-43 non-conference victory over Miami before a crowd of 14,283 at the Thomas and Mack Center. The Runnin' Rebels also received 14 points from Jermaine Smith and 10 from Mark Dickel as they improved to 3-0 for the first time since the 1992-93 season. Warren Rosegreen added eight points and a game-high 13 rebounds.

Tim James, who recorded his first career double-double, led Miami with 10 points and a career-high 10 rebounds. Alex Fraser also grabbed 10 rebounds for the Hurricanes, who shot just 32.2 percent (19-59) from the field. Miami connected on only two of 19 attempts (.105) from three-point range.

The Runnin' Rebels fared even worse shooting the basketball. UNLV connected on just 27.4 percent (17-62) of its field goal attempts and failed to reach the 30 percent mark in either half.

In a game that featured six ties and 11 lead changes, UNLV grabbed control in the final three minutes. With three minutes remaining, Miami was clinging to a 40-39 lead. The Runnin' Rebels mounted a 9-0 run over the next 2:04 to secure the victory with all nine points coming from the foul line. In fact, the final 12 UNLV points came from the charity stripe. Dickel led the way as he connected on all six of his attempts in the final three minutes, including a pair that staked UNLV to a one-point lead, 41-40, with 2:57 remaining. The Runnin' Rebels would lead the remainder of the contest. The loss dropped the 'Canes to 2-1.

**Nov. 24—Miami 83, Florida Atlantic 74:**

Clifton Clark scored a game-high 24 points, matching his career-high, to lead the Hurricanes to an 83-74 non-conference victory over Florida Atlantic. Tim James, who missed seven minutes in the second half after a collision netted him five stitches above his right eye, added 16 points, seven rebounds (tied for the team lead), a career-high four assists and three blocked shots. Kevin Norris contributed 14 points and a game-high six assists as the Hurricanes improved to 2-0 for the fourth straight season.

Craig Buchanan scored 21 points to lead FAU. Philip Huyler totaled 18 points and a game-high five steals for the Owls, who shot 50 percent (27-54) from the floor.

The Hurricanes trailed 67-66 with seven minutes remaining before Clark scored seven consecutive points over the next 1:26 to put UM ahead to stay. The lead was just four points, 73-69, when James returned from getting stitched up with 4:48 remaining. James then scored the next four points to spark a 6-0 UM run as the Hurricanes put the game away. The victory was the 10th for Miami in 10 meetings against the Owls.

Nov. 22—Miami 78, Buffalo 61:

Despite spotting Buffalo an 11-0 advantage at the beginning of the game, the Hurricanes opened the 1996-97 season with a 78-61 victory over the Bulls at the Miami Arena. Kevin Norris led a balanced scoring attack for the Hurricanes with 15 points (10-10 FTs). Torey McCormick connected on five of six field goal attempts (3-3 from three-point range) and finished with 14 points. Sophomore sensation Tim James added 13 points and tied Clifton Clark for the team-high in rebounds with seven. Mike Martinho scored a game-high 20 points for the Bulls and teammate Rasaun Young added 18.


1996-97 Boxscores

MIAMI 78, BUFFALO 61

November 22, 1996; Miami Arena; Miami, FL

UB (0-1)	FG	3FG	FT	REB	PF	PTS	A	TO	BL	S	MN
Name	M-A	M-A	M-A	O-D-T							
HARRIS	1-2	0-0	0-0	1-0-1	3	2	1	0	0	0	20
McMILLAN	4-11	1-7	0-0	0-5-5	3	9	0	0	0	1	26
TANGISHAKA	1-1	0-0	0-0	1-3-4	5	2	0	1	0	0	14
MARTINHO	6-11	6-10	2-2	1-5-6	1	20	1	4	0	1	39
YOUNG	7-17	0-2	4-8	4-3-7	3	18	4	6	0	2	32
Johnson	0-0	0-0	0-0	0-1-1	2	0	0	2	0	0	16
Clemens	4-14	0-6	0-0	1-1-2	0	8	1	3	0	0	30
Wheeler	0-1	0-0	2-2	1-0-1	4	2	0	1	0	0	9
Alkhas	0-2	0-0	0-0	4-3-7	4	0	0	1	0	0	11
Swenby	0-0	0-0	0-0	0-0-0	0	0	0	0	0	0	1
Hadavi	0-0	0-0	0-0	0-0-0	0	0	0	0	0	0	1
Jones	0-0	0-0	0-0	0-0-0	1	0	0	0	0	0	1
Team	1-3-4										
Team Totals	23-59	7-25	8-12	14-24-38	26	61	7	19	0	4	200
Deadball Rebounds				1							
Total FG%	1st 9-25 (.360)			2nd 14-34 (.412)							
3-PT FG%	1st 4-12 (.333)			2nd 3-13 (.231)							
FT%	1st 6-8 (.750)			2nd 2-4 (.500)							
Game 23-59 (.390)				Game 7-25 (.280)							
Game 8-12 (.667)				Game 8-12 (.667)							

Technical: None. Officials: Day, Valentine, Connolly. Attendance: 2,034.



Kevin Norris scored 15 points, hitting 10-of-10 free throws, against Buffalo

MIAMI 83, FLORIDA ATLANTIC 74

November 24, 1996; Miami Arena; Miami, FL

FAU (0-2)	FG	3FG	FT	REB	PF	PTS	A	TO	BL	S	MN
Name	M-A	M-A	M-A	O-D-T							
ARNETTE	5-14	0-2	0-2	3-2-5	4	10	2	7	0	2	33
SIJLUND	0-0	0-0	0-0	0-0-0	5	0	0	1	0	0	8
PEOPLES	1-2	0-0	1-2	0-3-3	5	3	0	0	2	0	8
BUCHANAN	9-16	1-2	2-2	1-2-3	3	21	3	3	0	1	18
HUYLER	6-9	3-3	3-4	1-3-4	4	18	4	4	0	1	35
Cook	2-4	0-0	4-6	2-1-3	3	8	1	1	2	0	35
Kitchen	0-0	0-0	0-0	0-0-0	1	0	0	0	0	0	1
Hercek	3-7	2-5	0-0	0-1-1	0	8	3	0	0	0	11
Metcalfe	0-0	0-0	0-0	0-0-0	0	0	1	0	0	0	11
Rollins	1-2	0-0	4-4	1-1-2	3	6	1	2	0	0	3
Hunter	0-0	0-0	0-0	0-0-0	0	0	0	0	0	0	16
Team	1-3-5										
Team Totals	27-54	6-12	14-20	11-18-29	28	74	15	18	4	9	200
Deadball Rebounds				3							
Total FG%	1st 15-32 (.469)			2nd 12-22 (.545)							
3-PT FG%	1st 3-6 (.500)			2nd 3-6 (.500)							
FT%	1st 6-9 (.667)			2nd 8-11 (.727)							
Game 27-54 (.500)				Game 6-12 (.500)							
Game 14-20 (.700)				Game 14-20 (.700)							

UNLV 55, MIAMI 43

November 29, 1996; Thomas and Mack Center; Las Vegas, NV

UM (2-1)	FG	3FG	FT	REB	PF	PTS	A	TO	BL	S	MN
Name	M-A	M-A	M-A	O-D-T							
FRASER	2-5	0-0	1-2	2-8-10	2	5	0	1	0	0	20
JAMES	5-14	0-1	0-1	6-4-10	1	10	0	5	1	0	33
DAVIS	2-7	0-0	1-2	0-1-1	0	5	0	1	0	0	13
NORRIS	2-10	1-8	0-0	0-3-3	4	5	1	0	0	1	30
CLARK	4-8	0-2	1-2	2-3-5	4	9	2	5	1	0	32
McCormick	1-7	1-6	0-0	2-2-4	3	3	2	1	0	1	26
Donovan	1-2	0-1	0-0	1-3-4	2	2	0	1	1	0	12
Jennings	1-3	0-1	0-0	0-1-1	1	2	1	2	0	0	9
Hemsley	0-2	0-0	0-0	0-2-2	1	0	1	1	0	0	11
Barnes	0-0	0-0	0-0	0-0-0	0	0	0	0	0	0	5
Bland	1-1	0-0	0-0	1-3-4	1	2	0	0	0	0	9
Team	0-1-1										
Team Totals	19-59	2-19	3-7	14-31-45	19	43	7	17	3	7	200
Deadball Rebounds				1							
Total FG%	1st 11-28 (.393)			2nd 8-31 (.258)							
3-PT FG%	1st 1-6 (.167)			2nd 1-13 (.077)							
FT%	1st 0-0 (.000)			2nd 3-7 (.429)							
Game 19-59 (.322)				Game 2-19 (.105)							
Game 3-7 (.429)				Game 3-7 (.429)							

Technical: None. Officials: Valentine, Hutchinson, Burr. Attendance: 14,283.

1996-97 Boxscores

MIAMI 74, HARTFORD 58

December 13, 1996; Miami Arena; Miami, FL

UH (4-2)	FG	3FG	FT	REB	PF	PTS	A	TO	BL	S	MN
Name	M-A	M-A	M-A	O-D-T							
HOWSE	5-9	0-0	2-2	3-1-4	4	12	1	1	0	1	32
BETHUNE	5-18	0-0	0-1	2-0-2	2	10	1	6	1	2	30
EAMES	2-4	0-0	0-0	2-1-3	4	4	0	1	1	1	15
GRIFFIN	0-8	0-1	3-4	2-4-6	1	3	2	2	0	1	22
BIKE	2-6	2-4	0-0	1-1-2	1	6	1	0	0	1	28
Bailey	4-9	1-5	4-4	0-2-2	0	13	5	2	0	4	28
Jackson	0-7	0-3	1-2	1-1-2	4	1	1	1	0	3	18
Landrith	2-3	0-0	1-2	0-1-1	0	5	0	0	0	0	14
Brown	0-2	0-0	0-0	0-2-2	1	0	1	2	0	2	7
Smith	1-4	1-2	0-0	1-0-1	1	3	0	1	0	0	3
Young	0-0	0-0	1-2	1-0-1	0	1	0	0	0	0	3
Team	7-5-12										
Team Totals	21-70	4-15	12-17	20-18-38	18	58	12	18	2	15	200
Deadball Rebounds				3							
Total FG%	1st 12-40 (.300)			2nd 9-30 (.300)							
3-PT FG%	1st 2-6 (.333)			2nd 2-9 (.222)							
FT%	1st 1-3 (.333)			2nd 11-14 (.786)							
Game 21-70 (.300)				Game 4-15 (.267)							
Game 12-17 (.706)				Game 12-17 (.706)							

MIAMI 74, JACKSONVILLE 57

December 18, 1996; Miami Arena; Miami, FL

JU (0-6)	FG	3FG	FT	REB	PF	PTS	A	TO	BL	S	MN
Name	M-A	M-A	M-A	O-D-T							
JOHNSON	0-1	0-0	0-0	0-1-1	0	0	0	0	0	0	6
ROSS	0-5	0-0	2-6	3-3-6	3	2	0	2	0	3	31
KRIEGER	1-3	0-0	0-0	1-0-1	2	2	0	2	1	1	12
FOX	3-7	0-1	3-5	2-1-3	1	9	1	0	0	1	24
KNOX	10-23	4-14	6-7	0-2-2	2	30	1	3	0	1	38
Glenn	0-3	0-0	0-0	0-1-1	3	0	0	5	1	1	19
Charles	5-7	0-0	3-5	2-3-5	1	13	1	0	1	4	30
Cayenne	0-6	0-0	0-0	2-1-3	2	0	0	1	1	1	11
Team	1-4-5										
Team Totals	19-60	4-17	15-25	12-19-31	18	57	6	20	4	13	200
Deadball Rebounds				3							
Total FG%	1st 7-23 (.304)			2nd 12-37 (.324)							
3-PT FG%	1st 1-7 (.143)			2nd 3-10 (.300)							
FT%	1st 10-17 (.588)			2nd 5-15 (.333)							
Game 19-60 (.317)				Game 4-17 (.235)							
Game 15-25 (.600)				Game 15-25 (.600)							

Technical: None. Officials: Donato, Herring, Weimer. Attendance: 2,175.

1996-97 Boxscores

TENNESSEE 78, MIAMI 65

December 22, 1996; Thompson-Boling Arena; Knoxville, TN


UM (5-3)	FG	3FG	FT	REB	PF	PTS	A	TO	BL	S	MN
Name	M-A	M-A	M-A	O-D-T							
FRASER	2-5	0-0	2-3	2-3-5	4	6	1	2	1	3	31
JAMES	9-17	0-0	6-8	1-4-5	4	24	2	3	1	0	34
DONOVAN	0-2	0-1	0-0	1-1-2	1	0	0	2	1	0	10
NORRIS	5-10	1-4	0-0	0-2-2	4	11	2	2	0	2	28
CLARK	2-8	0-1	2-2	1-0-1	3	6	2	2	0	1	27
Jennings	2-5	1-1	3-4	2-1-3	1	8	1	1	0	0	14
Davis	1-1	0-0	0-0	0-1-1	1	2	0	2	1	0	7
McCormick	0-3	0-3	2-3	0-1-1	5	2	2	1	1	1	20
Hensley	1-3	0-0	2-2	0-1-1	0	4	0	0	0	0	15
Bland	1-3	0-0	0-0	0-1-1	5	2	0	1	0	0	13
Barnes	0-0	0-0	0-0	0-0-0	1	0	0	0	0	0	1
Team	23-57	2-10	17-22	10-16-26	29	65	10	16	5	7	200
Deadball Rebounds											
Total FG%	1st 7-28 (.250)	2nd 16-29 (.552)	Game 23-57 (.404)								
3-PT FG%	1st 1-7 (.143)	2nd 1-3 (.333)	Game 2-10 (.200)								
FT%	1st 9-11 (.818)	2nd 8-11 (.727)	Game 17-22 (.773)								

UT (5-2)	FG	3FG	FT	REB	PF	PTS	A	TO	BL	S	MN
Name	M-A	M-A	M-A	O-D-T							
HARRIS	3-5	0-0	0-0	2-2-4	4	6	0	4	1	0	20
JACKSON	1-2	0-0	1-3	0-0-0	2	3	3	1	0	0	24
HATHAWAY	2-5	0-0	1-2	3-6-9	3	5	0	4	2	2	23
JONES	4-10	0-2	9-10	2-3-5	1	17	4	2	0	1	33
WHARTON	5-10	1-2	3-5	0-6-6	1	14	1	1	0	3	35
Green	4-8	2-3	10-14	0-3-3	3	20	4	1	0	2	29
Black	4-5	0-0	1-1	2-6-8	2	9	1	4	2	1	23
Lee	2-3	0-0	0-0	1-1-2	3	4	0	0	0	0	10
Moore	0-1	0-0	0-0	0-0-0	1	0	1	0	0	0	3
Team	25-49	3-7	25-35	12-29-41	20	78	14	17	5	9	200
Deadball Rebounds											
Total FG%	1st 13-26 (.464)	2nd 12-21 (.571)	Game 25-49 (.510)								
3-PT FG%	1st 2-4 (.500)	2nd 1-3 (.333)	Game 3-7 (.429)								
FT%	1st 6-11 (.545)	2nd 19-24 (.792)	Game 25-35 (.714)								

SCORE BY PERIODS

	1	2	F
MIAMI	24	41	65
Tennessee	34	44	78

Technical: None. Officials: Burr, Scagliotta, Kitts. Attendance: 13,050.



Mario Bland led Miami with 13 points and eight rebounds against Lehigh.

MIAMI 61, DePAUL 45

Third Annual Orange Bowl Basketball Classic
December 28, 1996; Miami Arena; Miami, FL

DU (2-7)	FG	3FG	FT	REB	PF	PTS	A	TO	BL	S	MN
Name	M-A	M-A	M-A	O-D-T							
CRUMBLE	4-10	0-0	6-6	8-5-13	1	14	0	1	2	1	31
COOPER	2-7	0-3	0-2	3-1-4	4	4	0	2	0	2	31
GELATT	4-12	0-1	0-0	3-5-8	4	8	3	2	0	3	26
SINGER	2-14	1-10	0-0	0-4-4	0	5	2	3	0	3	30
TAYLOR	4-15	0-3	2-4	1-2-3	2	10	1	3	1	3	39
Sylla	1-3	0-0	0-0	0-3-3	0	2	0	1	0	0	13
Forges	1-4	0-1	0-0	2-5-7	1	2	2	2	0	0	22
Kamames	0-0	0-0	0-1	0-0-0	0	0	0	0	0	0	3
Team	18-65	1-18	8-13	19-25-44	12	45	8	14	3	12	200
Deadball Rebounds											
Total FG%	1st 10-32 (.313)	2nd 8-33 (.242)	Game 18-65 (.277)								
3-PT FG%	1st 1-9 (.111)	2nd 0-9 (.000)	Game 1-18 (.056)								
FT%	1st 5-6 (.833)	2nd 3-7 (.429)	Game 8-13 (.615)								

UM (6-3)	FG	3FG	FT	REB	PF	PTS	A	TO	BL	S	MN
Name	M-A	M-A	M-A	O-D-T							
FRASER	3-8	0-0	1-2	1-4-5	3	7	3	1	0	0	28
JAMES	9-18	0-0	0-0	2-9-11	1	18	1	2	5	1	34
DONOVAN	0-1	0-1	0-0	1-1-2	1	0	0	0	1	0	9
NORRIS	3-5	1-3	0-0	0-2-2	3	7	8	6	0	0	24
CLARK	4-12	0-2	2-2	1-2-3	0	10	3	0	0	1	26
McCormick	3-8	3-7	0-0	2-3-5	1	9	2	2	0	3	26
Jennings	0-1	0-1	0-0	0-3-3	3	0	2	3	0	1	16
Hensley	1-4	0-0	0-0	1-2-3	1	2	1	2	0	2	13
Bland	1-1	0-0	0-0	1-3-4	0	2	0	1	0	0	9
Davis	0-3	0-0	2-2	2-0-2	0	2	0	0	0	0	5
Barnes	2-3	0-0	0-3	2-1-3	1	4	0	0	1	0	10
Team	26-64	4-14	5-9	15-31-46	14	61	20	17	7	8	200
Deadball Rebounds											
Total FG%	1st 13-31 (.419)	2nd 13-33 (.394)	Game 26-64 (.406)								
3-PT FG%	1st 3-8 (.375)	2nd 1-6 (.167)	Game 4-14 (.286)								
FT%	1st 2-5 (.400)	2nd 3-4 (.750)	Game 5-9 (.556)								

SCORE BY PERIODS

	1	2	F
DePaul	26	19	45
MIAMI	31	30	61

Technical: None. Officials: Valentine, Higgins, Welmer. Attendance: 3,312.

Game MVP: Tim James (Miami)

MIAMI 68, LEHIGH 32

December 30, 1996; Miami Arena; Miami, FL

LU (10-10)	FG	3FG	FT	REB	PF	PTS	A	TO	BL	S	MN
Name	M-A	M-A	M-A	O-D-T							
DEAN	1-7	0-3	0-0	1-4-5	4	2	1	5	0	1	31
HANDERHAN	0-3	0-0	0-0	1-0-1	0	0	1	1	1	1	10
SIDOROV	1-4	0-2	1-2	0-0-0	5	3	0	0	0	0	12
HESS	0-5	0-3	1-2	0-3-3	1	1	0	5	0	1	27
EPPEHMER	5-13	5-7	4-4	1-5-6	2	19	2	4	0	1	33
Tuohey	0-3	0-1	0-0	1-1-2	1	0	2	5	0	0	19
Willybiro	1-1	0-0	0-0	1-4-5	4	2	1	3	0	3	20
McGill	2-4	0-0	1-2	1-1-2	0	5	1	1	0	1	21
Fort	0-1	0-0	0-0	0-1-1	3	0	0	1	0	1	20
Aylsworth	0-0	0-0	0-0	0-0-0	0	0	0	0	0	0	1
Clark	0-0	0-0	0-0	0-0-0	0	0	0	2	0	0	1
McCaffrey	0-0	0-0	0-0	0-0-0	0	0	0	0	0	0	3
Ferguson	0-0	0-0	0-0	0-0-0	0	0	0	0	0	0	2
Team	10-41	5-16	7-10	7-22-29	20	32	8	27	1	9	200
Deadball Rebounds											
Total FG%	1st 3-24 (.125)	2nd 7-17 (.412)	Game 10-41 (.244)								
3-PT FG%	1st 1-10 (.100)	2nd 4-6 (.667)	Game 5-16 (.313)								
FT%	1st 5-8 (.625)	2nd 2-2 (1.000)	Game 7-10 (.700)								

UM (7-3)	FG	3FG	FT	REB	PF	PTS	A	TO	BL	S	MN
Name	M-A	M-A	M-A	O-D-T							
FRASER	1-2	0-0	3-3	2-3-5	1	5	1	0	0	0	16
JAMES	5-8	0-0	0-2	1-2-3	2	10	2	0	0	0	18
DONOVAN	1-6	0-2	0-0	0-2-2	2	2	0	0	0	0	16
NORRIS	1-4	1-3	0-0	0-0-0	1	3	5	2	0	3	16
CLARK	3-6	0-1	2-4	0-1-1	2	8	0	2	0	3	17
Hensley	3-8	0-1	3-4	1-1-2	2	9	3	3	0	3	23
McCormick	5-7	1-1	0-0	1-1-2	1	11	3	2	0	1	25
Jennings	2-4	1-1	0-0	1-4-5	3	5	3	2	2	5	24
Bland	5-7	0-0	3-5	4-4-8	0	13	4	2	0	2	21
Davis	1-3	0-0	0-2	1-1-2	3	2	0	1	3	0	18
Barnes	0-2	0-0	0-0	0-2-2	0	0	0	1	1	0	6
Team	27-57	3-9	11-20	14-24-38	17	68	21	15	6	17	200
Deadball Rebounds											
Total FG%	1st 14-30 (.467)	2nd 13-27 (.481)	Game 27-57 (.474)								
3-PT FG%	1st 1-5 (.200)	2nd 2-4 (.500)	Game 3-9 (.333)								
FT%	1st 3-6 (.500)	2nd 8-14 (.571)	Game 11-20 (.550)								

SCORE BY PERIODS

	1	2	F
Lehigh	12	20	32
MIAMI	32	36	68

Technical: None. Officials: Hillary, Grzywindki, SanFillipo. Attendance: 1,526.

1996-97 Boxscores

PITTSBURGH 76, MIAMI 72

January 8, 1997; Fitzgerald Field House; Pittsburgh, PA

UM (8-5, 2-3)	FG	3FG	FT	REB	PF	PTS	A	TO	BL	S	MN
Name	M-A	M-A	M-A	O-D-T							
FRASER	4-5	0-0	0-0	4-5-9	3	8	1	1	0	0	30
JAMES	8-17	0-0	2-3	5-4-9	2	18	2	6	1	5	37
BLAND	2-5	0-0	2-2	4-1-5	2	6	0	0	0	0	17
NORRIS	4-11	3-5	0-0	0-2-2	4	11	5	4	0	0	27
CLARK	6-16	2-7	5-6	3-5-8	5	19	2	1	1	3	34
McCormick	0-3	0-3	0-0	0-0-0	4	0	2	0	0	0	18
Jennings	2-3	1-2	0-0	0-0-0	4	5	1	3	0	1	15
Hensley	1-4	0-1	2-2	0-3-3	2	4	0	1	0	0	17
Barnes	0-0	0-0	0-0	0-1-1	0	0	0	1	0	0	3
Davis	0-0	0-0	1-2	0-0-0	0	1	0	0	0	0	2
Team	27-64	6-18	12-15	17-21-38	26	72	13	17	2	9	200
Deadball Rebounds											
Total FG%	1st 12-29 (.414)	2nd 15-35 (.429)	Game 27-64 (.422)								
3-PT FG%	1st 2-7 (.286)	2nd 4-11 (.364)	Game 6-18 (.333)								
FT%	1st 5-7 (.714)	2nd 7-8 (.875)	Game 17-22 (.773)								

UP (8-7, 2-2)	FG	3FG	FT</
---------------	----	-----	------

1996-97 Boxscores

MIAMI 71, PROVIDENCE 69

January 15, 1997; Miami Arena; Miami, FL

PC (11-5, 3-3)	FG	3FG	FT	REB	PF	PTS	A	TO	BL	S	MN
Name	M-A	M-A	M-A	O-D-T							
BROWN	4-9	0-1	1-3	3-1-4	2	9	0	2	0	0	27
CROSBY	3-12	1-6	0-0	2-8-10	1	7	3	1	0	0	35
GARCES	4-6	0-0	0-0	5-2-7	5	8	2	5	2	1	31
SHAMMOOD	4-10	0-4	3-5	1-0-1	4	11	7	4	0	3	31
THOMAS	10-25	5-11	2-3	5-4-9	0	27	1	2	1	1	35
Wright	1-4	0-3	0-0	0-2-2	1	2	1	2	1	3	22
Murdock	2-3	1-2	0-0	1-0-1	2	5	1	1	0	0	11
N'Diaye	0-1	0-0	0-0	0-1-1	0	0	0	0	0	1	4
Pointer	0-1	0-0	0-0	0-0-0	2	0	0	0	0	0	4
Team				3-1-4							
Team Totals	28-71	7-27	6-11	20-19-39	17	69	15	17	4	9	200
Deadball Rebounds				2							

Total FG%	1st 14-35 (.400)	2nd 14-36 (.389)	Game 28-71 (.394)
3-PT FG%	1st 4-12 (.333)	2nd 3-15 (.200)	Game 7-27 (.259)
FT%	1st 1-2 (.500)	2nd 5-9 (.556)	Game 6-11 (.545)

UM (10-5, 4-3)	FG	3FG	FT	REB	PF	PTS	A	TO	BL	S	MN
Name	M-A	M-A	M-A	O-D-T							
FRASER	6-6	0-0	3-4	3-1-4	1	15	1	1	1	2	24
JAMES	8-15	0-0	1-3	5-2-7	2	17	3	4	2	0	35
DAVIS	1-1	0-0	0-0	0-2-2	1	2	0	2	2	0	12
NORRIS	1-8	0-4	6-6	0-5-5	4	8	9	3	0	1	36
CLARK	6-14	2-4	2-2	1-9-10	1	16	3	5	0	2	36
Donovan	0-0	0-0	1-2	0-0-0	0	1	0	0	0	0	5
Jennings	3-4	1-1	0-0	0-0-0	2	7	1	1	0	3	22
Hensley	0-0	0-0	0-0	0-1-1	2	0	1	1	1	0	10
Bland	1-2	0-0	0-0	0-1-1	1	2	0	1	1	1	11
McCormick	1-3	1-3	0-0	0-0-0	0	3	1	0	0	1	9
Team				15-6							
Team Totals	27-53	4-12	13-17	10-26-36	14	71	19	18	7	12	200
Deadball Rebounds				1							

Total FG%	1st 15-28 (.536)	2nd 12-25 (.480)	Game 27-53 (.509)
3-PT FG%	1st 4-9 (.444)	2nd 0-3 (.000)	Game 4-12 (.333)
FT%	1st 5-8 (.625)	2nd 8-9 (.889)	Game 13-17 (.765)

SCORE BY PERIODS	1	2	F
Providence	33	36	69
MIAMI	39	32	71

Technical: None. Officials: Valentine, Lopes, Grzywnski. Attendance: 3,286.

MIAMI 68, GEORGETOWN 65 (OT)

January 18, 1997; Miami Arena; Miami, FL

GU (10-6, 3-5)	FG	3FG	FT	REB	PF	PTS	A	TO	BL	S	MN
Name	M-A	M-A	M-A	O-D-T							
AW	0-0	0-0	0-0	1-0-1	3	0	0	1	0	1	13
DIA	6-11	0-0	1-2	5-9-14	2	13	0	2	3	2	42
WHITE	1-1	0-0	2-4	1-1-2	4	4	0	3	0	0	14
SHERFFEY	1-7	1-5	0-0	1-2-3	1	3	5	4	0	0	36
PAGE	11-30	5-12	7-10	3-2-5	3	34	2	4	0	1	44
Jackson	1-5	0-0	4-6	2-2-4	3	6	0	0	0	3	27
Long	0-1	0-0	0-0	0-0-0	1	0	0	1	0	1	5
Jones	0-0	0-0	0-0	0-2-2	0	0	0	0	0	0	8
Touomou	1-1	0-0	0-0	0-1-1	0	2	3	0	0	0	10
Gibson	0-1	0-0	0-0	0-0-0	0	0	0	0	0	0	5
Owinje	1-8	0-2	1-3	5-1-6	4	3	0	0	0	0	19
Nichols	0-2	0-1	0-0	1-0-1	0	0	1	0	0	0	2
Team				5-4-9							
Team Totals	22-67	6-20	15-25	24-24-48	21	65	11	17	3	8	225
Deadball Rebounds				4							

Total FG%	1st 11-29 (.379)	2nd 8-25 (.320)	OT 3-13 (.231)	Game 26-59 (.441)
3-PT FG%	1st 5-12 (.417)	2nd 0-2 (.000)	OT 1-6 (.167)	Game 6-20 (.300)
FT%	1st 1-1 (1.000)	2nd 11-17 (.647)	OT 3-7 (.429)	Game 15-25 (.600)

UM (11-5, 5-3)	FG	3FG	FT	REB	PF	PTS	A	TO	BL	S	MN
Name	M-A	M-A	M-A	O-D-T							
FRASER	3-4	0-1	5-5	3-2-5	4	11	1	0	1	3	37
JAMES	5-15	0-0	2-3	1-6-7	3	12	3	2	6	2	41
BLAND	0-2	0-0	0-0	0-2-2	2	0	0	0	0	0	10
NORRIS	3-10	3-6	5-6	0-4-4	4	14	9	8	0	0	34
CLARK	6-11	1-4	1-2	2-4-6	4	14	0	3	0	1	33
Davis	1-1	0-0	0-0	0-0-0	0	2	0	0	0	0	7
Jennings	0-1	0-0	2-2	0-0-0	0	2	1	2	0	0	13
Hensley	0-3	0-0	0-0	1-0-1	3	0	1	1	0	1	7
McCormick	2-4	1-3	0-0	0-4-4	1	5	3	0	0	2	22
Barnes	2-4	0-0	2-4	2-2-4	3	6	0	0	2	0	14
Donovan	1-1	0-0	0-0	0-0-0	1	2	0	0	1	0	7
Team				2-3-5							
Team Totals	23-56	5-14	17-22	11-27-38	25	68	18	16	10	9	225
Deadball Rebounds				3							

Total FG%	1st 9-23 (.391)	2nd 10-28 (.357)	OT 4-5 (.800)	Game 23-56 (.411)
3-PT FG%	1st 2-6 (.333)	2nd 3-8 (.375)	OT 0-0 (.000)	Game 5-14 (.357)
FT%	1st 4-5 (.800)	2nd 8-11 (.727)	OT 5-6 (.833)	Game 17-22 (.773)

SCORE BY PERIODS	1	2	OT	F
Georgetown	28	27	10	65
MIAMI	24	31	13	68

Technical: None. Officials: Cahill, Donato, SanFilippo. Attendance: 10,419.

MIAMI 69, CONNECTICUT 46

January 22, 1997; Miami Arena; Miami, FL

UC (11-5, 4-3)	FG	3FG	FT	REB	PF	PTS	A	TO	BL	S	MN
Name	M-A	M-A	M-A	O-D-T							
FREEMAN	1-2	0-0	2-5	2-0-2	2	4	0	5	0	1	23
HAMILTON	5-17	1-5	1-2	1-3-4	3	12	5	2	0	2	37
VOSKUHIL	4-4	0-0	2-2	3-7-10	3	10	0	3	4	1	35
HARDNETT	3-8	1-3	1-2	0-2-2	2	8	0	4	0	2	22
JONES	3-12	1-5	3-4	1-2-3	1	10	1	4	0	0	30
Klaiber	0-0	0-0	0-0	0-1-1	3	0	0	2	0	0	16
Funches	0-0	0-0	0-0	1-0-1	0	0	0	0	0	0	6
Carson	0-5	0-0	0-2	5-4-9	3	0	0	3	0	0	25
LeBlanc	1-2	0-0	0-3	0-0-0	2	2	0	0	0	0	1
Chapman	0-0	0-0	0-0	0-0-0	0	0	0	0	0	0	1
Team				6-3-9							
Team Totals	17-50	3-13	9-20	19-22-41	19	46	6	23	4	7	200
Deadball Rebounds				5							


Total FG%	1st 9-25 (.360)	2nd 8-25 (.320)	Game 17-50 (.340)
3-PT FG%	1st 2-7 (.286)	2nd 1-6 (.167)	Game 3-13 (.231)
FT%	1st 2-2 (1.000)	2nd 7-18 (.389)	Game 9-20 (.450)

UM (12-5, 6-3)	FG	3FG	FT	REB	PF	PTS	A	TO	BL	S	MN
Name	M-A	M-A	M-A	O-D-T							
FRASER	5-9	0-0	7-10	5-3-8	1	17	2	0	0	3	25
JAMES	6-11	0-0	2-3	3-3-6	3	14	0	0	1	1	29
BLAND	1-2	0-0	0-0	0-0-0	0	2	0	1	0	0	10
NORRIS	1-7	1-5	0-0	1-2-3	2	3	6	2	0	3	26
CLARK	3-10	1-4	5-6	2-3-5	1	11	0	1	0	0	27
McCormick	1-4	0-4	0-0	1-1-2	2	3	6	2	0	0	27
Davis	1-2	0-0	1-2	1-1-2	0	3	0	1	0	1	13
Jennings	0-3	0-1	0-0	0-2-2	0	0	1	1	0	3	14
Donovan	1-2	0-0	1-2	1-1-2	4	3	0	0	0	0	6
Hensley	2-4	1-1	0-0	0-1-1	1	5	0	2	0	0	11
Barnes	3-6	0-0	0-2	3-0-3	5	6	1	1	1	0	12
Curcio	0-0	0-0	2-2	0-0-0	1	2	0	0	0	0	7
Team				3-3-6							
Team Totals	24-60	3-15	18-27	20-20-40	20	69	16	12	2	11	200
Deadball Rebounds				3							

Total FG%	1st 10-31 (.323)	2nd 14-29 (.483)	Game 24-60 (.400)
3-PT FG%	1st 2-10 (.200)	2nd 1-5 (.200)	Game 3-15 (.200)
FT%	1st 4-7 (.571)	2nd 14-20 (.700)	Game 18-27 (.667)

SCORE BY PERIODS	1	2	F
Connecticut	22	24	46
MIAMI	26	43	69

Technical: None. Officials: Gray, Rose, Haney. Attendance: 6,662.



Tim James played 41 minutes in Miami's 68-65 overtime win over Georgetown recording 12 points, seven rebounds and six blocks.

1996-97 Boxscores

MIAMI 53, RUTGERS 50

February 8, 1997; Miami Arena; Miami, FL

RU (9-10, 5-8)	FG	3FG	FT	REB	PF	PTS	A	TO	BL	S	MN
Name	M-A	M-A	M-A	O-D-T							
HODGSON	3-7	0-1	0-0	1-3-4	1	6	0	0	0	3	36
SANDERS	0-3	0-0	0-0	1-1-2	2	0	0	3	0	1	15
CLARK	0-5	0-0	2-2	2-4-6	5	2	0	2	2	1	33
JOHNSON	5-15	2-5	0-0	2-7-9	3	12	6	2	0	0	34
BILLET	6-15	2-7	4-5	1-1-2	1	18	1	2	0	7	36
Mills	3-10	2-7	0-0	0-2-2	4	8	0	1	0	1	29
Blake	2-4	0-1	0-0	0-1-1	1	4	0	0	0	0	10
Holcomb	0-0	0-0	0-0	0-0-0	2	0	0	1	0	0	1
McCrimmon	0-0	0-0	0-0	0-0-0	3	0	0	0	0	0	4
Sankes	0-0	0-0	0-0	0-0-0	0	0	0	0	0	0	2
Team				3-1-4							
Team Totals	19-59	6-21	6-7	10-20-30	22	50	7	12	2	13	200
Deadball Rebounds				0							

Deadball Rebounds		0	
Total FG%	1st 8-26 (.308)	2nd 11-33 (.333)	Game 19-59 (.322)
3-PT FG%	1st 2-9 (.222)	2nd 4-12 (.333)	Game 6-21 (.286)

1996-97 Boxscores

CONNECTICUT 72, MIAMI 52

February 15, 1997; Harry A. Gampel Pavilion; Storrs, CT

UM (15-7, 9-5)	FG	3PG	FT	REB							
Name	M-A	M-A	M-A	O-D-T	PF	PTS	A	TO	BL	S	MN
FRASER	2-9	0-0	1-2	2-13	2	5	0	4	3	1	25
JAMES	3-10	0-0	1-3	6-4-10	2	7	0	3	1	1	30
McCORMICK	1-4	0-1	0-0	1-12	3	2	2	0	0	3	23
NORRIS	2-6	1-4	0-0	0-0-0	0	5	3	4	0	0	29
CLARK	7-12	2-4	4-6	2-13	1	20	1	0	0	2	31
Jennings	2-5	0-2	0-0	1-3-4	4	4	1	0	0	0	21
Bland	2-5	0-0	0-1	1-2-3	2	4	0	1	0	0	13
Barnes	0-2	0-0	0-0	0-1-1	3	0	0	0	2	0	12
Davis	0-0	0-0	0-0	0-1-1	0	0	0	0	1	0	2
Walker	1-2	0-0	1-1	0-2-2	2	3	1	0	0	0	8
Donovan	0-2	0-0	0-0	0-0-0	0	0	0	0	0	0	1
Team				1-1-2							
Team Totals	20-59	3-12	9-15	15-17-32	19	52	8	12	7	7	200
Deadball Rebounds				3							
Total FG%	1st 11-29 (.379)			2nd 9-30 (.300)			Game 20-59 (.339)				
3-PT FG%	1st 1-6 (.167)			2nd 2-6 (.333)			Game 3-12 (.250)				
FT%	1st 2-3 (.667)			2nd 7-12 (.583)			Game 9-15 (.600)				

UC (149, 7-7)		Game 7-6 (600)									
Name	FG M-A	3PTFG M-A	FT M-A	REB O-D-T	PF	PTS	A	TO	BL	S	MIN
FREEMAN	0-3	0-0	5-6	2-4-6	3	5	0	1	0	1	26
HAMILTON	5-14	2-6	0-0	0-1-1	2	12	2	4	0	1	22
VOSKUHL	6-6	0-0	0-0	3-4-7	5	12	0	3	3	1	30
JONES	5-10	2-6	1-4	0-7-7	3	13	3	2	0	1	33
MOORE	6-11	3-4	0-0	0-2-2	2	15	7	4	0	3	33
Klaiber	2-4	0-0	3-4	1-3-4	3	7	0	1	2	0	24
Hardnett	4-5	0-0	0-0	0-3-3	0	8	4	0	0	0	23
Carson	0-0	0-0	0-0	0-0-0	0	0	0	0	0	0	4
Funches	0-0	0-0	0-0	1-0-1	1	0	0	0	0	0	3
LeBlanc	0-0	0-0	0-0	0-0-0	1	0	0	0	0	0	1
Chapman	0-2	0-0	0-0	0-0-0	0	0	0	0	0	0	1
Team				7-3-10							
Team Totals	28-55	7-16	9-14	14-27-41	20	72	16	15	5	7	200
Deadball Rebounds				1							
Total FG%	1st 15-29 (.517)			2nd 13-26 (.500)			Game 28-55 (.509)				
3-PT FG%	1st 3-9 (.333)			2nd 4-7 (.571)			Game 7-16 (.438)				
FT%	1st 2-3 (.667)			2nd 7-11 (.636)			Game 9-14 (.643)				

SCORE BY PERIODS	1	2	F
MIAMI	25	27	52
Connecticut	35	37	72

Technicals: None. Officials: Kitts, Mingle, Greenwood. Attendance: 10,027

BOSTON COLLEGE 59, MIAMI 57

February 19, 1997; Miami Arena; Miami, FL

BC (17-7, 11-5)	FG	3PPG	FT	REB								
Name	M-A	M-A	M-A	O-D-T	PF	PTS	A	TO	BL	\$	MN	
GRANGER	3-9	2-5	0-0	0-6-6	1	8	0	0	1	0	27	
JOURDON	1-5	0-0	0-0	1-1-2	3	2	1	0	0	0	24	
CURLEY	3-7	0-0	3-3	2-5-7	3	9	1	1	1	0	32	
PENIN	5-14	2-5	10-11	1-1-2	1	22	3	4	0	1	39	
WOODWARD	5-12	1-3	0-0	0-1-1	3	11	3	4	0	0	35	
Maglos	2-4	0-0	3-4	3-8-11	5	7	1	2	0	1	25	
Thomas	0-1	0-1	0-0	1-2-3	0	0	0	1	0	0	8	
Bedard	0-2	0-2	0-0	1-1-2	1	0	1	1	0	1	10	
Team				3-5-8				1				
Team Totals	19-54	5-16	16-18	12-30-42	17	59	10	14	2	3	200	
Deadball Rebounds				2								
Total FG%	1st 6-24 (.250)			2nd 13-30 (.433)				Game 19-54 (.352)				
3-PT FG%	1st 2-7 (.286)			2nd 3-9 (.333)				Game 5-16 (.313)				
FT%	1st 9-10 (.900)			2nd 7-8 (.875)				Game 16-18 (.889)				

UM (15-8, 9-6)				Game 10-10 (2007)							
NAME	FG M-A	3FG M-A	FT M-A	REB O-D-T	PF	PTS	A	T	BL	S	MN
FRASER	4-8	0-0	2-3	2-2-4	4	10	1	0	0	2	20
MCCORMICK	2-4	1-2	0-0	0-2-2	1	5	2	1	0	1	20
BLAND	1-4	0-0	2-3	2-2-4	2	4	0	0	1	0	18
NORRIS	1-5	1-4	2-2	2-1-3	4	5	7	1	0	1	28
CLARK	2-8	1-3	0-0	0-2-2	1	5	1	2	0	1	27
Jennings	0-1	0-0	0-0	0-3-3	2	0	2	2	0	0	12
James	7-15	0-0	2-3	0-3-3	2	16	0	2	0	0	35
Walker	1-2	0-0	1-1	1-2-3	1	3	0	1	0	0	9
Barries	2-5	1-1	2-4	1-1-2	1	7	0	1	1	0	20
Hemsley	1-4	0-1	0-2	1-0-1	0	2	1	0	1	0	13
Team				0-5-5							
Team Totals	21-56	4-11	11-18	9-23-32	18	57	14	10	6	5	200
Deadball Rebounds				3							
Total FG%	1st 9-31 (.290)			2nd 12-25 (.480)			Game 21-56 (.375)				
3-PT FG%	1st 2-4 (.500)			2nd 2-7 (.286)			Game 4-11 (.364)				
FT%	1st 3-3 (1.000)			2nd 8-15 (.533)			Game 11-18 (.611)				

SCORE BY PERIODS	1	2	F
Boston College	23	36	59
MIAMI	23	34	57

Technicals: None. Officials: Burr, Harmon, Higgins. Attendance: 5,869.

ST. JOHN'S 77, MIAMI 73

February 22, 1997; Alumni Hall; Jamaica, NY

UM (15.9, 9-7)	FG	3PGF	FT	REB								
Name	M-A	M-A	M-A	O-D-T	Pf	Pts	A	To	Bt	S	MN	
FRASER	2-8	0-0	1-3	2-2-4	5	5	0	0	0	0	0	
JAMES	7-14	0-0	1-1	3-2-5	4	14	0	1	3	0	1	
BLAND	2-3	0-0	0-2	0-1-1	2	5	1	0	0	1	30	
NORRIS	5-14	3-9	0-0	0-1-1	3	13	8	0	0	0	12	
CLARK	2-7	0-1	2-3	0-5-5	3	6	2	1	0	0	20	
McCormick	1-3	1-3	0-0	0-3-3	1	3	3	0	0	0	0	
Donovan	2-2	0-0	0-0	1-0-1	3	4	0	2	0	0	26	
Jennings	0-1	0-1	0-0	0-1-1	3	0	2	1	0	0	8	
Barnes	4-8	0-0	2-4	4-3-7	2	10	1	1	0	1	15	
Davis	1-2	0-0	0-0	0-0-0	0	2	0	1	2	0	18	
Walker	4-5	0-0	3-4	2-1-3	2	11	1	1	0	0	3	
Team				0-2-2							14	
Team Totals	30-67	4-14	9-17	12-21-33	28	73	18	8	5	5	200	
Deadball Rebounds				3								
Total FG%	1st 12-29 (.414)			2nd 18-38 (.474)			Game 30-67 (.448)					
3-PT FG%	1st 0-5 (.000)			2nd 4-9 (.444)			Game 4-14 (.286)					
FT%	1st 2-6 (.333)											

1st 2-6 (.333)				2nd 7-11 (.636)				Game 9-17 (.529)					
SJU (12-13)	7-10	3FG	FT	REB									
Name	M-A	M-A	M-A	O-D-T	PF	PTS	A	TO	BL	S	MN		
POSTELL	0-1	0-0	0-0	2-1-3	4	0	2	2	0	0	14		
MINIEND	5-10	3-6	2-5	3-12-15	3	15	1	1	0	0	36		
HAMILTON	8-13	0-0	11-15	4-5-9	4	27	0	1	0	0	33		
TURNER	3-7	1-4	1-4	0-3-3	1	8	3	3	0	0	35		
LOPEZ	6-14	1-4	8-14	2-5-7	2	21	4	3	0	0	38		
Charles	2-4	0-2	2-4	0-1-1	0	6	2	1	0	1	38		
Grant	0-1	0-0	0-0	1-0-1	5	0	0	1	0	0	31		
Menniefield	0-0	0-0	0-0	0-0-0	1	0	0	0	0	0	10		
Gray	0-1	0-0	0-0	0-0-0	0	0	0	0	0	0	2		
Team				4-3-7							1		
Team Totals	24-51	5-16	24-42	16-30-46	20	77	12	12	0	3	200		
Deadball Rebounds				8									
3-PT FG%	1st 11-28 (.393)			2nd 13-23 (.565)		Game 24-42 (.571)							
FT%	1st 1-9 (.111)			2nd 4-7 (.571)		Game 5-16 (.313)							
	1st 5-10 (.500)			2nd 19-32 (.594)		Game 24-42 (.571)							

SCORE BY PERIODS	1	2	F
MIAMI	26	47	73
St. John's	28	49	77

Technical: None. Officials: Silvester, Luchanshy, Gray. Attendance: 6,008.

NOTRE DAME 69, MIAMI 60

February 25, 1997; Joyce Center; Notre Dame, IN

UM (15-10, 9-8)	FG	3PFG	FT	REB								
Name	M-A	M-A	M-A	O-D-T	PF	PTS	A	TO	BL	S	MN	
FRASER	2-4	0-0	2-4	0-2-2	2	6	1	1	1	0	21	
JAMES	3-10	0-0	3-4	1-5-6	2	9	2	2	1	0	33	
DOONOVAN	0-0	0-0	0-0	2-1-3	1	0	0	2	0	0	5	
NORRIS	2-7	1-4	2-2	0-1-1	5	7	2	3	0	2	26	
CLARK	5-9	0-1	1-3	0-0-0	3	11	0	2	0	1	25	
Bland	5-6	0-0	5-6	3-5-8	2	15	1	3	0	0	28	
Jernings	1-3	0-1	1-2	0-0-0	2	3	2	2	0	0	14	
Hemsley	1-4	1-3	0-0	1-2-3	2	3	1	0	0	1	17	
Barnes	2-4	0-1	0-2	0-4-4	2	4	0	1	0	0	14	
McCormick	0-1	0-1	0-0	0-1-1	0	0	0	0	0	0	9	
Walker	1-5	0-1	0-0	1-1-2	3	2	0	1	0	1	6	
Davis	0-0	0-0	0-0	0-0-0	0	0	0	1	0	0	2	
Team				1-2-3								
Team Totals	22-53	2-12	14-23	9-24-33	24	60	9	18	2	7	203	
Deadball Rebounds				5								

ND (14-11, 8-9)	FG M-A	3PG M-A	FT M-A	REB O-D-T	PF	PTS	A	TO	BL	S	MN
MANNER	0-0	0-0	0-0	1-3-4	3	0	1	2	0	1	27
GARRITY	9-19	2-7	7-7	3-6-3	3	27	3	3	2	0	37
GOTSCH	3-5	0-0	0-0	1-4-5	4	6	0	2	1	3	19
WHITE	2-11	0-6	7-8	0-3-3	4	11	7	5	0	0	34
MILLER	0-4	0-4	0-0	0-1-1	2	0	2	2	0	0	18
Malazaralan	1-3	0-0	3-4	0-3-3	1	5	0	1	0	0	15
Ayche	4-6	2-4	7-10	0-2-2	1	17	1	0	0	1	22
Young	0-0	0-0	1-2	1-2-3	1	1	1	0	0	2	16
Dillon	0-0	0-0	0-0	1-0-1	0	0	0	1	0	0	6
Hickey	1-1	0-0	0-0	1-0-1	1	2	0	0	0	0	6
Carroll	0-0	0-0	0-0	0-0-0	0	0	0	0	0	0	0
Team				0-5-5							
Game Totals	20-49	4-21	25-31	8-26-34	20	69	15	16	3	7	200
Headball Rebounds				3							

Total FG%		1st 9-27 (.333)	2nd 11-22 (.500)	Game 20-49 (.408)
3-PT FG%		1st 1-11 (.091)	2nd 3-10 (.300)	Game 4-21 (.190)
FT%		1st 7-7 (1.000)	2nd 18-24 (.750)	Game 25-31 (.806)
SCORE BY PERIODS				
	1	2	3	F
MIAMI	27	33		60
Notre Dame	26	43		69
Technical: None. Officials: Welmer, Scagliotta, Harmon. Attendance: 9,289.				

WEST VIRGINIA 82, MIAMI 54

March 1, 1997; Miami Arena; Miami, FL

WVU (11-8, 11-7) FG	3PT FG	FT	REB								
Name	M-A	M-A	M-A	O-D-T	PF	PTS	A	TO	BL	S	MIN
OWENS	5-13	0-0	3-5	2-8-10	2	13	7	1	0	3	32
SOLHEIM	1-2	0-0	2-4	1-3-4	2	4	4	0	1	2	29
ALONE	2-5	0-0	2-2	3-2-5	3	6	0	3	0	1	17
JEFFERSON	8-15	4-8	3-5	1-0-1	0	23	5	2	0	3	29
FLEDGER	8-13	0-0	0-2	4-0-4	2	16	1	2	0	3	27
Variao	1-1	0-0	0-0	2-1-3	5	2	0	2	1	0	17
West	1-5	0-3	2-2	0-1-1	4	4	2	3	0	1	15
Liguori	2-5	2-4	2-2	1-1-2	3	8	0	0	2	0	17
Levin	0-0	0-0	0-0	0-0-0	2	0	0	2	0	0	6
Cove	1-1	0-0	2-2	1-2-3	0	4	0	0	0	0	4
D'Allesio	0-1	0-1	0-0	0-0-0	0	0	0	0	0	0	2
Jones	0-0	0-0	0-0	0-1-1	0	0	1	0	0	0	3
Reynon	1-1	0-0	0-0	0-0-0	0	2	0	0	0	0	2
Team				1-3-4				1			
Team Totals	30-62	6-16	16-24	16-22-38	19	82	20	18	2	14	200
Deadball Rebounds				3							

Total FG%	1st 16-34 (.471)	2nd 14-28 (.500)	Game 30-62 (.484)
3-PT FG%	1st 4-8 (.500)	2nd 2-8 (.250)	Game 6-16 (.375)
FT%	1st 6-8 (.750)	2nd 10-16 (.625)	Game 16-24 (.667)

MM (15-11, 9-9)	FG	3PFG	FT	REB	PF	PTS	A	TO	BL	S	MN
Name	M-A	M-A	M-A	O-D-T							
FRASER	3-4	0-0	2-3	1-0-1	1	8	0	4	1	3	17
MCCORMICK	0-3	0-2	0-0	2-1-3	1	0	3	1	0	0	24
DAVIS	1-1	0-0	1-2	0-1-1	1	3	1	0	0	0	7
NORRIS	1-3	1-3	2-2	0-3-3	2	5	7	3	0	1	31
CLARK	3-9	1-4	0-1	0-2-2	4	7	1	5	0	1	17
Barnes	2-3	0-0	2-4	0-0-0	4	6	1	4	1	0	16
Blair	1-2	0-0	1-2	0-1-1	0	3	1	0	2	1	19
James	4-12	0-1	2-2	2-3-5	0	10	0	1	1	0	25
Jennings	1-1	1-1	0-0	0-1-1	4	3	1	3	0	0	13
Heasley	3-6	0-0	3-3	1-3-4	1	9	0	4	0	1	19
Walker	0-1	0-0	0-0	0-1-1	0	0	0	1	0	0	10
Donovan	0-0	0-0	0-0	0-1-1	0	0	0	1	0	0	2
Team				0-4-4							
	10-45	2-11	13-19	6-21-27	18	54	15	22	5	7	200

Team Totals	19-45	3-11	13-19	6-21-27	18	34	13
Deadball Rebounds				4			
Total FG%	1st 9-24 (.375)			2nd 10-21 (.476)			C
3 PT FG%	1st 1-6 (.167)			2nd 2-5 (.400)			C
FT%	1st 11-13 (.846)			2nd 2-6 (.333)			C

MIAMI 76, ST. JOHN'S 68 (OT)

BIG EAST TOURNAMENT-OPENING ROUND

March 5, 1997; Madison Square Garden; New York, NY												
SJU (13-14)	FG	3PG	FT	REB								
Name	M-A	M-A	M-A	O-D-T	PF	PTS	A	TO	BL	S	MN	
POSTELL	2-3	0-0	1-2	2-5-7	2	5	1	1	0	0	29	
MINLEND	7-14	3-7	3-5	5-6-11	3	20	0	1	1	0	43	
HAMILTON	1-11	0-0	8-12	4-6-10	5	10	1	5	0	0	42	
TURNER	1-4	1-1	0-0	0-2-2	5	3	2	2	0	0	28	
LOPEZ	5-16	2-8	2-2	1-2-3	5	14	1	4	1	0	32	
Charles	3-8	1-3	0-0	1-2-3	3	7	7	4	0	0	31	
Grant	2-3	0-0	5-8	2-2-4	3	9	0	0	1	1	18	
Syed	0-0	0-0	0-0	0-0-0	0	0	0	0	0	0	1	
Team				3-1-4								
Team Totals	21-59	7-19	19-29	18-26-44	27	68	12	17	3	1	225	
Deadball Rebounds				7								
Total FG%	1st 11-30 (.367)		2nd 8-19 (.421)		OT 2-10 (.200)		Game 21-59 (.356)					
FT%	1st 2-6 (.333)		2nd 3-7 (.429)		OT 2-6 (.333)		Game 7-19 (.368)					
3PT%	1st 2-5 (.400)		2nd 16-22 (.727)		OT 0-2 (.000)		Game 19-29 (.655)					

UM (16-11) Name	FG M-A	3PG M-A	FT M-A	REB O-D-T	PF	PTS	A	TO	BL	S	MN
FRASER	4-7	0-0	7-8	3-4-7	4	15	1	1	0	0	30
JAMES	5-14	0-1	1-2	2-4-6	0	11	1	3	0	1	36
DAVIS	1-4	0-0	2-6	2-2-4	5	4	0	3	2	0	22
NORRIS	2-9	1-5	3-4	0-3-3	3	8	5	1	0	3	35
CLARK	11-17	1-3	7-14	1-1-2	2	30	1	2	0	2	42
Jennings	0-0	0-0	0-0	0-0-0	0	0	3	0	0	0	10
Hensley	0-1	0-0	0-0	0-0-0	0	0	1	0	0	0	9
Donovan	0-0	0-0	0-0	0-0-0	0	0	0	0	0	0	4
Jarvis	3-6	0-1	1-1	1-5	2	7	0	0	1	0	18
Blair	0-5	0-0	0-0	2-2-4	5	0	0	0	0	0	15
McCormick	0-0	0-0	1-2	0-1-1	1	1	1	0	0	0	4
Team	26-63	2-10	22-37	8-2-10 19-23-42	2-2	76	13	10	3	6	223
Deadball Totals						7					
Total FG %	1st 11-28 (.393)		2nd 13-30 (.433)			OT 2-5 (.400)					Game 26-63 (.413)
Avg FG %	1st 1.5 (.393)		2nd 1.5 (.433)			OT 1.1 (.400)					Game 2.10 (.413)

S-P-F PG%	1st 0-4 (.000)	2nd 1-5 (.200)	OT 1-1 (.000)
FT%	1st 3-7 (.429)	2nd 10-16 (.625)	OT 9-14 (.643)
SCORE	1	2	OT
St. John's	27	35	6
MIAMI	25	37	14

Technical: None. Officials: Cahill, Gray, Corbett. Attendance: 18,291

1996-97 Boxscores

GEORGETOWN 63, MIAMI 59

BIG EAST TOURNAMENT-QUARTERFINALS
March 6, 1997; Madison Square Garden; New York, NY

UM (16-12)	FG	3PGF	FT	REB							
Name	M-A	M-A	M-A	O-D-T	PF	PTS	A	TO	BL	S	MN
FRASER	1-6	0-0	0-0	5-1-6	1	2	0	1	1	0	24
JAMES	4-10	0-1	7-12	3-2-5	1	15	1	1	2	0	35
DAVIS	1-1	0-0	0-0	0-0-0	3	2	0	2	0	0	7
NORRIS	1-4	0-1	2-2	0-1-1	5	4	1	1	0	0	18
CLARK	5-16	2-6	2-3	2-5-7	3	14	2	2	0	2	34
Jennings	0-3	0-1	0-0	1-4-5	3	0	4	1	1	0	23
Bland	4-7	0-0	2-2	1-1-2	2	10	0	1	1	0	21
Barnes	5-9	0-0	0-1	2-3-5	3	10	2	0	2	0	21
Donovan	0-0	0-0	0-0	0-0-0	0	0	0	0	0	0	1
Hemslry	1-3	0-0	0-0	0-0-0	0	2	1	0	0	1	10
McCormick	0-0	0-0	0-0	0-1-1	1	0	0	0	0	0	4
Walker	0-1	0-0	0-0	1-0-1	0	0	0	0	0	0	21
Team				3-3-6							
Team Totals	22-60	2-9	13-20	18-21-39	22	59	11	11	7	3	200
Deadball Rebounds				1							

GU (20-8)	FG	3PFG	FT	REB						
Name	M-A	M-A	M-A	O-D-T	PF	PTS	A	TO	BL	S MN
AW	2-3	0-0	0-0	2-0-2	3	4	0	1	0	0 11
DIA	4-10	0-0	0-0	4-5-9	1	8	1	0	0	0 35
WHITE	0-1	0-0	1-4	2-1-3	5	1	0	1	0	2 16
SHEFFEY	1-6	0-3	1-2	0-2-2	1	3	2	1	0	0 23
PAGE	9-31	3-11	10-11	2-4-6	1	31	0	6	1	1 39
Long	1-2	0-1	3-8	3-2-5	2	5	0	1	0	0 17
Touomou	0-0	0-0	1-2	0-0-0	1	1	0	0	0	0 17
Watkins	2-3	0-0	0-0	4-4-8	3	4	0	0	2	0 19
Jackson	2-3	0-0	2-3	3-4-7	2	6	0	0	0	0 18
Joncs	0-1	0-0	0-0	1-2-3	1	0	0	0	1	0 5
Team				1-2-3						
Team Totals	21-60	3-15	18-30	22-26-48	20	63	3	10	4	3 200
Deadball Rebounds				7						

Total FG%	1st 8-24 (.333)	2nd 13-36 (.361)	G
3-PT FG%	1st 0-4 (.000)	2nd 3-11 (.273)	G
FT%	1st 8-17 (.471)	2nd 10-13 (.769)	G
SCORE BY PERIODS			
MIAMI	24	35	59

MICHIGAN 76, MIAMI 63

NATIONAL INVITATION TOURNAMENT-FIRST ROUND
March 13, 1997; Crisler Arena; Ann Arbor, MI

UM (16-13) Name	FG M-A	3PPG M-A	FT M-A	REB O-D-T	PF	PTS	A	TO	BL	S	MN
FRASER	3-9	0-1	4-6	2-2-4	1	10	2	4	0	0	33
JAMES	1-8	0-0	2-4	1-1-2	5	4	0	1	0	0	15
DAVIS	0-0	0-0	0-0	0-0-0	0	0	0	0	0	0	10
NORRIS	1-3	1-2	0-0	0-1-1	1	3	2	0	0	3	19
CLARK	11-21	2-6	1-2	3-1-4	5	25	2	2	0	2	33
Jennings	0-3	0-1	2-2	0-1-1	1	2	5	0	0	0	21
Bland	2-4	0-0	0-2	2-3-5	1	4	0	3	1	0	24
Barnes	4-7	0-0	3-4	1-2-3	1	11	2	1	0	0	23
Hemley	2-4	0-0	0-0	1-0-1	2	4	0	2	0	0	11
Donovan	0-1	0-0	0-0	0-0-0	1	0	0	0	0	0	2
McCormick	0-2	0-0	0-0	1-1-2	2	0	1	0	0	0	6
Walker	0-0	0-0	0-0	0-0-0	0	0	0	0	0	0	3
Team				5-3-8				1			
Team Totals	24-62	3-12	12-20	16-15-31	20	63	14	14	1	5	200
Deadball Rebounds				5							
Total FG%	1st 13-32 (.406)			2nd 11-30 (.367)			Game 24-62 (.387)				
				2nd 2-8 (.250)			Game 3-12 (.250)				

3-PT FG %	1st 5-9 (.250)	2nd 2-8 (.250)		Game 12-20 (.600)							
FT %	1st 5-9 (.556)	2nd 7-11 (.636)									
Michigan (20-11)	FG M-A	3PPG M-A	FT M-A	REB O-D-T	PF	PTS	A	TO	BL	S	MIN
TAYLOR	6-10	1-1	0-0	2-2-4	5	13	1	3	2	2	31
BASTON	7-9	0-0	5-6	3-1-4	2	19	0	1	2	1	30
TRAYLOR	7-10	0-0	0-0	0-4-4	1	14	0	3	2	3	33
BULLOCK	5-6	3-4	5-6	0-4-4	1	18	3	3	0	0	34
CONLAN	2-3	1-1	2-5	1-6-7	3	7	8	2	1	1	27
Hughes	1-4	1-4	0-0	0-0-0	2	3	3	2	0	0	27
Ward	0-4	0-2	2-4	1-3-4	2	2	2	2	0	0	15
Streets	0-0	0-0	0-0	0-0-0	1	0	0	1	0	0	3
DeKuiper	0-0	0-0	0-0	1-0-1	0	0	0	0	0	0	1
Oliver	0-1	0-0	0-0	0-0-0	0	0	0	0	0	0	1
Vignier	0-0	0-0	0-0	0-0-0	0	0	0	0	0	0	1
Szyndlar	0-0	0-0	0-0	0-0-0	0	0	0	0	0	0	1
Team				0-4-4							
Team Totals	28-47	6-12	14-21	8-24-32	17	76	17	17	7	7	200
Deadball	Rebounds			7							

<p> Dead-end Rebounds Total FG% 1st 11-20 (.550) 2nd 17-27 (.630) Can 3-PT FG% 1st 5-10 (.500) 2nd 1-2 (.500) FT 1st 6-8 (.750) 2nd 8-13 (.615) Can </p>			
<p> SCORE BY PERIODS 1 2 F Miami 32 31 63 Michigan 33 43 76 </p>			
<p> Technicals: None. Officials: Distala, Foxcroft, Moreau. Attendance: 6,784. </p>			

1996-97 Individual Statistics

#32 LUCAS BARNES

Date	Opponent	GP-GS	MIN	FG M-A	PCT.	3-PT FG M-A	PCT.	FT M-A	PCT.	REB O-D-T	PF-DQ	A	TO	BS	ST	PTS
11/22	BUFFALO	1-0	8	1-1	1.000	0-0	.000	0-0	.000	0-0-0	2-0	0	1	0	0	2
11/24	FLORIDA ATLANTIC	1-0	3	0-1	.000	0-0	.000	0-0	.000	0-1-1	0-0	0	0	0	0	0
11/29	UNLV	1-0	5	0-0	.000	0-0	.000	0-0	.000	0-0-0	0-0	0	0	0	0	0
12/3	ST. JOHN'S	1-0	6	2-3	.667	0-0	.000	0-2	.000	1-0-1	3-0	1	0	0	0	4
12/7	SYRACUSE	1-0	3	0-2	.000	0-1	.000	0-0	.000	1-0-1	0-0	0	0	0	0	0
12/13	HARTFORD	1-0	13	1-3	.333	0-1	.000	1-3	.333	0-2-2	2-0	0	1	0	0	4
12/18	JACKSONVILLE	1-0	16	2-4	.500	0-1	.000	2-7	.286	3-2-5	4-0	1	1	0	0	6
12/22	Tennessee	1-0	1	0-0	.000	0-0	.000	0-0	.000	0-0-0	1-0	0	0	0	0	0
12/28	DePAUL	1-0	10	2-3	.667	0-0	.000	0-3	.000	2-1-3	1-0	0	0	1	0	4
12/30	LEHIGH	1-0	6	0-2	.000	0-0	.000	0-0	.000	0-2-2	0-0	0	1	1	0	0
1/2	Boston College	1-0	2	0-1	.000	0-0	.000	0-0	.000	0-0-0	0-0	0	0	0	0	0
1/4	Georgetown	1-0	8	1-2	.500	0-0	.000	0-0	.000	1-1-2	0-0	0	0	0	0	2
1/8	Pittsburgh	1-0	3	0-0	.000	0-0	.000	0-0	.000	0-1-1	0-0	0	1	0	0	0
1/11	Villanova							DNP								
1/15	PROVIDENCE							DNP								
1/18	GEORGETOWN	1-0	14	2-4	.500	0-0	.000	2-4	.500	2-2-4	3-0	0	0	2	0	6
1/22	CONNECTICUT	1-0	12	3-6	.500	0-0	.000	0-2	.000	3-0-3	5-1	1	1	1	0	6
2/2	Rutgers	1-0	5	0-0	.000	0-0	.000	0-0	.000	0-1-1	1-0	0	1	0	0	0
2/5	PITTSBURGH	1-0	15	2-5	.400	0-0	.000	3-4	.750	1-1-2	2-0	1	0	4	0	4
2/8	RUTGERS	1-0	8	1-3	.333	0-0	.000	0-0	.000	2-0-2	5-1	2	1	0	0	2
2/10	Seton Hall	1-0	22	4-8	.500	0-1	.000	0-0	.000	2-6-8	2-0	0	1	1	0	8
2/15	Connecticut	1-0	12	0-2	.000	0-0	.000	0-0	.000	0-1-1	3-0	0	0	2	0	0
2/19	BOSTON COLLEGE	1-0	20	2-5	.400	1-1	1.000	2-4	.500	1-1-2	1-0	0	1	1	0	7
2/22	St. John's	1-0	18	4-8	.500	0-0	.000	2-4	.500	4-3-7	2-0	1	1	0	0	10
2/25	Notre Dame	1-0	14	2-4	.500	0-1	.000	0-2	.000	0-4-4	2-0	0	1	0	0	4
3/1	WEST VIRGINIA	1-0	16	2-3	.667	0-0	.000	2-4	.500	0-0-0	4-0	1	4	1	0	6
3/5	St. John's	1-0	18	3-6	.500	0-1	.000	1-1	1.000	1-4-5	2-0	0	0	1	0	7
3/6	Georgetown	1-0	21	5-9	.556	0-0	.000	0-1	.000	2-3-5	3-0	2	0	2	0	10
3/13	Michigan	1-0	23	4-7	.571	0-0	.000	3-4	.750	1-2-3	1-0	2	1	0	0	11
TOTALS		27-0	302	43-92	.467	1-7	.143	18-45	.400	27-38-65	49-2	12	17	17	1	105

#51 MARIO BLAND

Date	Opponent	GP-GS	MIN	FG M-A	PCT.	3-PT FG M-A	PCT.	FT M-A	PCT.	REB O-D-T	PF-DQ	A	TO	BS	ST	PTS
11/22	BUFFALO	1-0	9	1-3	.333	0-0	.000	0-0	.000	1-3-4	1-0	1	0	0	0	2
11/24	FLORIDA ATLANTIC	1-0	9	0-2	.000	0-0	.000	0-0	.000	0-1-1	1-0	0	0	0	0	0
11/29	UNLV	1-0	9	1-1	1.000	0-0	.000	0-0	.000	1-3-4	1-0	0	0	0	0	2
12/3	ST. JOHN'S	1-0	5	0-2	.000	0-0	.000	0-0	.000	2-0-2	0-0	0	1	0	0	0
12/7	SYRACUSE	1-0	4	0-1	.000	0-0	.000	0-0	.000	0-0-0	0-0	0	1	0	0	0
12/13	HARTFORD	1-0	12	1-2	.500	0-0	.000	2-4	.500	1-1-2	2-0	1	1	0	0	4
12/18	JACKSONVILLE	1-0	15	3-3	1.000	0-0	.000	0-0	.000	1-2-3	1-0	0	0	0	1	6
12/22	Tennessee	1-0	13	1-3	.333	0-0	.000	0-0	.000	0-1-1	5-1	0	1	0	0	2
12/28	DePAUL	1-0	9	1-1	1.000	0-0	.000	0-0	.000	1-3-4	0-0	0	1	0	0	2
12/30	LEHIGH	1-0	21	5-7	.714	0-0	.000	3-5	.600	4-4-8	0-0	4	2	0	2	13
1/2	Boston College	1-0	6	0-2	.000	0-0	.000	0-0	.000	1-0-1	2-0	0	2	0	1	0
1/4	Georgetown	1-1	22	1-5	.200	0-0	.000	3-4	.750	2-1-3	4-0	1	1	0	0	5
1/8	Pittsburgh	1-1	17	2-5	.400	0-0	.000	2-2	1.000	4-1-5	2-0	0	0	0	0	6
1/11	Villanova	1-0	3	0-1	.000	0-0	.000	0-0	.000	2-0-2	0-0	0	0	0	0	0
1/15	PROVIDENCE	1-0	11	1-2	.500	0-0	.000	0-0	.000	0-1-1	1-0	0	1	1	1	2
1/18	GEORGETOWN	1-1	10	0-2	.000	0-0	.000	0-0	.000	0-2-2	2-0	0	0	0	0	0
1/22	CONNECTICUT	1-1	10	1-2	.500	0-0	.000	0-0	.000	0-0-0	0-0	0	1	0	0	2
2/2	Rutgers	1-0	4	1-1	1.000	0-0	.000	0-0	.000	0-1-1	2-0	0	0	1	0	2
2/5	PITTSBURGH	1-0	20	4-4	1.000	0-0	.000	1-2	.500	0-2-2	5-1	0	2	0	0	9
2/8	RUTGERS	1-0	14	4-6	.667	0-0	.000	0-0	.000	4-4-8	2-0	0	2	0	0	8
2/10	Seton Hall	1-1	18	4-9	.444	0-0	.000	0-2	.000	6-1-7	1-0	0	2	1	2	8
2/15	Connecticut	1-0	13	2-5	.400	0-0	.000	0-1	.000	1-2-3	2-0	0	1	0	0	4
2/19	BOSTON COLLEGE	1-1	18	1-4	.250	0-0	.000	2-3	.667	2-2-4	2-0	0	0	1	0	4
2/22	St. John's	1-1	12	2-3	.667	0-0	.000	1-2	.500	0-1-1	2-0	1	0	0	0	5
2/25	Notre Dame	1-0	28	5-6	.833	0-0	.000	5-6	.833	3-5-8	2-0	1	3	0	0	15
3/1	WEST VIRGINIA	1-0	19	1-2	.500	0-0	.000	1-2	.500	0-1-1	0-0	1	0	2	1	3
3/5	St. John's	1-0	15	0-5	.000	0-0	.000	0-0	.000	2-2-4	5-1	0	0	0	0	0
3/6	Georgetown	1-0	21	4-7	.571	0-0	.000	2-2	1.000	1-1-2	2-0	0	1	1	0	10
3/13	Michigan	1-0	24	2-4	.500	0-0	.000	0-2	.000	2-3-5	1-0	0	3	1	0	4
TOTALS		29-7	391	48-100	.480	0-0	.000	22-37	.595	41-48-89	48-3	10	26	8	8	110

1996-97 Individual Statistics

#33 CLIFTON CLARK

Date	Opponent	GP-GS	MIN	FG M-A	PCT.	3-PT FG M-A	PCT.	FT M-A	PCT.	REB O-D-T	PF-DQ	A	TO	BS	ST	PTS
11/22	BUFFALO	1-1	24	4-10	.400	0-2	.000	0-2	.000	5-2-7	5-1	1	0	0	2	8
11/24	FLORIDA ATLANTIC	1-1	30	7-12	.583	0-0	.000	10-16	.625	3-0-3	2-0	0	2	0	4	24
11/29	UNLV	1-1	32	4-8	.500	0-2	.000	1-2	.500	2-3-5	4-0	2	5	1	0	9
12/3	ST. JOHN'S	1-1	26	5-11	.455	0-0	.000	2-6	.333	2-1-3	4-0	1	4	0	1	12
12/7	SYRACUSE	1-1	30	7-9	.778	3-4	.750	3-4	.750	2-1-3	0-0	2	2	0	5	20
12/13	HARTFORD	1-1	25	6-10	.600	1-3	.333	1-4	.250	1-4-5	2-0	3	6	0	2	14
12/18	JACKSONVILLE	1-1	23	8-14	.571	0-1	.000	1-3	.333	4-1-5	3-0	2	5	0	2	17
12/22	Tennessee	1-1	27	2-8	.250	0-1	.000	2-2	1.000	1-0-1	3-0	2	2	0	1	6
12/28	DePAUL	1-1	26	4-12	.333	0-2	.000	2-2	1.000	1-2-3	0-0	3	0	0	1	10
12/30	LEHIGH	1-1	17	3-6	.500	0-1	.000	2-4	.500	0-1-1	2-0	0	2	0	3	8
1/2	Boston College	1-1	27	4-12	.333	1-5	.200	0-0	.000	2-0-2	1-0	1	3	0	2	9
1/4	Georgetown	1-1	28	9-13	.692	2-3	.667	0-0	.000	1-5-6	5-1	0	2	0	1	20
1/8	Pittsburgh	1-1	34	6-16	.375	2-7	.286	5-6	.833	3-5-8	5-1	2	1	1	3	19
1/11	Villanova	1-1	35	4-8	.500	0-0	.000	0-2	.000	2-2-4	1-0	0	1	0	1	8
1/15	PROVIDENCE	1-1	36	6-14	.429	2-4	.500	2-2	1.000	1-9-10	1-0	3	5	0	2	16
1/18	GEORGETOWN	1-1	33	6-11	.545	1-4	.250	1-2	.500	2-4-6	4-0	0	3	0	1	14
1/22	CONNECTICUT	1-1	27	3-10	.300	0-4	.000	5-6	.833	2-3-5	1-0	0	1	0	0	11
2/2	Rutgers	1-1	35	7-14	.500	2-6	.333	5-11	.455	2-3-5	2-0	3	4	0	2	21
2/5	PITTSBURGH	1-1	28	2-4	.500	0-2	.000	3-3	1.000	0-4-4	2-0	1	5	0	2	7
2/8	RUTGERS	1-1	39	2-7	.286	0-4	.000	4-5	.800	3-6-9	0-0	2	4	3	0	8
2/10	Seton Hall	1-1	35	3-10	.300	0-0	.000	3-4	.750	2-9-11	4-0	0	4	0	1	9
2/15	Connecticut	1-1	31	7-12	.583	2-4	.500	4-6	.667	2-1-3	1-0	1	0	0	2	20
2/19	BOSTON COLLEGE	1-1	27	2-8	.250	1-3	.333	0-0	.000	0-2-2	1-0	1	2	0	1	5
2/22	St. John's	1-1	30	2-7	.286	0-1	.000	2-3	.667	0-5-5	3-0	2	1	0	0	6
2/25	Notre Dame	1-1	25	5-9	.556	0-1	.000	1-3	.333	0-0-0	3-0	0	2	0	1	11
3/1	WEST VIRGINIA	1-1	17	3-9	.333	1-4	.250	0-1	.000	0-2-2	4-0	1	5	0	1	7
3/5	St. John's	1-1	42	11-17	.647	1-3	.333	7-14	.500	1-1-2	2-0	1	2	0	2	30
3/6	Georgetown	1-1	34	5-16	.313	2-6	.333	2-3	.667	2-5-7	3-0	2	2	0	2	14
3/13	Michigan	1-1	33	11-21	.524	2-6	.333	1-2	.500	3-1-4	5-1	2	2	0	2	25
TOTALS		29-29	856	148-318	.465	23-83	.277	69-118	.585	49-82-131	73-4	38	77	5	47	388

1996-97 Individual Statistics

#20 MIKE CURCIO

Date	Opponent	GP-GS	MIN	FG M-A	PCT.	3-PT FG M-A	PCT.	FT M-A	PCT.	REB O-D-T	PF-DQ	A	TO	BS	ST	PTS
11/22	BUFFALO	1-0	1	0-0	.000	0-0	.000	0-0	.000	0-1-1	0-0	1	0	0	0	0
11/24	FLORIDA ATLANTIC							DNP								
11/29	UNLV							DNP								
12/2	ST. JOHN'S							DNP								
12/7	SYRACUSE							DNP								
12/13	HARTFORD	1-0	1	0-0	.000	0-0	.000	0-0	.000	0-0-0	0-0	0	0	0	0	0
12/18	JACKSONVILLE	1-0	1	0-0	.000	0-0	.000	0-0	.000	0-0-0	0-0	0	1	0	0	0
12/22	Tennessee							DNP								
12/28	DePAUL							DNP								
12/30	LEHIGH							DNP								
1/2	Boston College							DNP								
1/4	Georgetown							DNP								
1/8	Pittsburgh							DNP								
1/11	Villanova							DNP								
1/15	PROVIDENCE							DNP								
1/18	GEORGETOWN							DNP								
1/22	CONNECTICUT	1-0	2	0-0	.000	0-0	.000	2-2	1.000	0-0-0	1-0	0	0	0	0	2
2/2	Rutgers							DNP								
2/5	PITTSBURGH	1-0	1	0-0	.000	0-0	.000	3-3	1.000	0-1-1	0-0	0	1	0	0	3
2/8	RUTGERS							DNP								
2/10	Seton Hall							DNP								
2/15	Connecticut							DNP								
2/19	BOSTON COLLEGE							DNP								
2/22	St. John's							DNP								
2/25	Notre Dame							DNP								
3/1	WEST VIRGINIA							DNP								
3/5	St. John's							DNP								
3/6	Georgetown							DNP								
3/13	Michigan							DNP								
TOTALS		5-0	6	0-0	.000	0-0	.000	5-5	1.000	0-2-2	1-0	1	2	0	0	5

#55 WILL DAVIS

Date	Opponent	GP-GS	MIN	FG M-A	PCT.	3-PT FG M-A	PCT.	FT M-A	PCT.	REB O-D-T	PF-DQ	A	TO	BS	ST	PTS
11/22	BUFFALO	1-1	11	3-6	.500	0-0	.000	0-1	.000	0-5-5	2-0	0	3	3	0	6
11/24	FLORIDA ATLANTIC	1-1	18	1-2	.500	0-0	.000	2-5	.400	0-2-2	2-0	0	2	1	0	4
11/29	UNLV	1-1	13	2-7	.286	0-0	.000	1-2	.500	0-1-1	0-0	0	1	0	0	5
12/2	ST. JOHN'S	1-1	17	1-5	.200	0-0	.000	0-0	.000	1-0-1	1-0	0	2	1	0	2
12/7	SYRACUSE	1-0	1	0-0	.000	0-0	.000	0-0	.000	0-0-0	0-0	0	1	1	0	0
12/13	HARTFORD	1-0	10	0-0	.000	0-0	.000	0-0	.000	0-2-2	0-0	0	2	5	0	0
12/18	JACKSONVILLE	1-0	12	1-3	.333	0-0	.000	0-0	.000	1-2-3	4-0	0	2	1	0	2
12/22	Tennessee	1-0	7	1-1	1.000	0-0	.000	0-0	.000	0-1-1	1-0	0	2	1	0	2
12/28	DePAUL	1-0	5	0-3	.000	0-0	.000	2-2	1.000	2-0-2	0-0	0	0	0	0	2
12/30	LEHIGH	1-0	18	1-3	.333	0-0	.000	0-2	.000	1-1-2	3-0	0	1	3	0	2
1/2	Boston College	1-0	10	0-1	.000	0-0	.000	0-0	.000	0-0-0	1-0	0	1	1	0	0
1/4	Georgetown	1-0	7	0-2	.000	0-0	.000	0-0	.000	0-0-0	0-0	0	0	0	0	0
1/8	Pittsburgh	1-0	2	0-0	.000	0-0	.000	1-2	.500	0-0-0	0-0	0	0	0	0	1
1/11	Villanova	1-1	30	2-6	.333	0-0	.000	1-2	.500	3-3-6	4-0	0	2	3	0	5
1/15	PROVIDENCE	1-1	12	1-1	1.000	0-0	.000	0-0	.000	0-2-2	1-0	0	2	2	0	2
1/18	GEORGETOWN	1-0	7	1-1	1.000	0-0	.000	0-0	.000	0-0-0	0-0	0	0	0	0	2
1/22	CONNECTICUT	1-0	12	1-2	.500	0-0	.000	1-2	.500	1-1-2	0-0	0	1	0	1	3
2/2	Rutgers	1-1	7	0-1	.000	0-0	.000	0-0	.000	0-0-0	0-0	0	1	1	0	0
2/5	PITTSBURGH	1-0	2	0-0	.000	0-0	.000	0-0	.000	0-0-0	0-0	0	0	0	0	0
2/8	RUTGERS							DNP								
2/10	Seton Hall							DNP								
2/15	Connecticut	1-0	2	0-0	.000	0-0	.000	0-0	.000	0-1-1	0-0	0	0	1	0	0
2/19	BOSTON COLLEGE							DNP								
2/22	St. John's	1-0	3	1-2	.500	0-0	.000	0-0	.000	0-0-0	0-0	0	1	2	0	2
2/25	Notre Dame	1-0	2	0-0	.000	0-0	.000	0-0	.000	0-0-0	0-0	0	1	0	0	0
3/1	WEST VIRGINIA	1-1	7	1-1	1.000	0-0	.000	1-2	.500	0-1-1	1-0	1	0	0	0	3
3/5	St. John's	1-1	22	1-4	.250	0-0	.000	2-6	.333	2-2-4	5-1	0	3	2	0	4
3/6	Georgetown	1-1	7	1-1	1.000	0-0	.000	0-0	.000	0-0-0	3-0	0	2	0	0	2
3/13	Michigan	1-1	10	0-0	.000	0-0	.000	0-0	.000	0-0-0	0-0	0	0	0	0	0
TOTALS		26-11	254	19-52	.365	0-0	.000	11-26	.423	11-24-35	28-1	1	30	28	1	49

1996-97 Individual Statistics

#15 NICK DONOVAN

Date	Opponent	GP-GS	MIN	FG M-A	PCT.	3-PT FG M-A	PCT.	FT M-A	PCT.	REB O-D-T	PF-DQ	A	TO	BS	ST	PTS
11/22	BUFFALO	1-0	8	1-2	.500	0-0	.000	2-2	1.000	1-0-1	1-0	0	0	0	0	4
11/24	FLORIDA ATLANTIC	1-0	10	1-2	.500	0-0	.000	0-0	.000	1-1-2	1-0	0	1	1	0	2
11/29	UNLV	1-0	12	1-2	.500	0-1	.000	0-0	.000	1-3-4	2-0	0	1	1	0	2
12/2	ST. JOHN'S	1-0	10	1-4	.250	0-1	.000	0-0	.000	2-0-2	5-1	0	2	0	2	2
12/7	SYRACUSE	1-1	10	1-4	.250	0-0	.000	0-0	.000	0-1-1	0-0	0	1	1	1	2
12/13	HARTFORD	1-0	14	4-6	.667	1-1	1.000	0-0	.000	0-2-2	2-0	1	0	0	0	9
12/18	JACKSONVILLE	1-1	14	2-4	.500	1-2	.500	2-2	1.000	0-4-4	2-0	2	2	3	0	7
12/22	Tennessee	1-1	10	0-2	.000	0-1	.000	0-0	.000	1-1-2	1-0	0	2	1	0	0
12/28	DePAUL	1-1	9	0-1	.000	0-1	.000	0-0	.000	1-1-2	1-0	0	0	1	0	0
12/30	LEHIGH	1-1	16	1-6	.167	0-2	.000	0-0	.000	0-2-2	2-0	0	0	0	0	2
1/2	Boston College	1-1	6	0-0	.000	0-0	.000	0-0	.000	0-1-1	0-0	0	1	0	0	0
1/4	Georgetown	1-0	7	1-2	.500	0-1	.000	0-0	.000	0-1-1	3-0	0	0	1	1	2
1/8	Pittsburgh							DNP								
1/11	Villanova	1-0	7	1-1	1.000	0-0	.000	2-2	1.000	1-0-1	4-0	0	1	1	0	4
1/15	PROVIDENCE	1-0	5	0-0	.000	0-0	.000	1-2	.500	0-0-0	0-0	0	0	0	0	1
1/18	GEORGETOWN	1-0	7	1-1	1.000	0-0	.000	0-0	.000	0-0-0	1-0	0	0	1	0	2
1/22	CONNECTICUT	1-0	5	1-2	.500	0-0	.000	1-2	.500	1-1-2	4-0	0	0	0	0	3
2/2	Rutgers	1-0	4	0-0	.000	0-0	.000	1-2	.500	0-0-0	0-0	0	0	0	0	1
2/5	PITTSBURGH	1-0	2	0-0	.000	0-0	.000	0-0	.000	0-0-0	1-0	0	0	0	0	0
2/8	RUTGERS	1-0	1	0-0	.000	0-0	.000	0-0	.000	0-1-1	0-0	0	0	0	0	0
2/10	Seton Hall	1-0	2	0-0	.000	0-0	.000	0-0	.000	0-0-0	1-0	0	0	0	0	0
2/15	Connecticut	1-0	1	0-2	.000	0-0	.000	0-0	.000	0-0-0	0-0	0	0	0	0	0
2/19	PITTSBURGH							DNP								
2/22	St. John's	1-0	8	2-2	1.000	0-0	.000	0-0	.000	1-0-1	3-0	0	2	0	0	4
2/25	Notre Dame	1-1	5	0-0	.000	0-0	.000	0-0	.000	2-1-3	1-0	0	2	0	0	0
3/1	WEST VIRGINIA	1-0	2	0-0	.000	0-0	.000	0-0	.000	0-1-1	0-0	0	1	0	0	0
3/5	St. John's	1-0	4	0-0	.000	0-0	.000	0-0	.000	0-0-0	0-0	0	0	0	0	0
3/6	Georgetown	1-0	1	0-0	.000	0-0	.000	0-0	.000	0-0-0	0-0	0	0	0	0	0
3/13	Michigan	1-0	2	0-1	.000	0-0	.000	0-0	.000	0-0-0	1-0	0	0	0	0	0
TOTALS		27-7	182	18-44	.409	2-10	.200	9-12	.750	12-21-33	36-1	3	16	11	4	47

#3 ALEX FRASER

Date	Opponent	GP-GS	MIN	FG M-A	PCT.	3-PT FG M-A	PCT.	FT M-A	PCT.	REB O-D-T	PF-DQ	A	TO	BS	ST	PTS
11/22	BUFFALO	1-1	22	1-3	.333	0-0	.000	4-4	1.000	0-1-1	0-0	1	1	1	0	6
11/24	FLORIDA ATLANTIC	1-1	26	3-5	.600	0-0	.000	3-3	1.000	1-2-3	4-0	0	0	1	1	9
11/29	UNLV	1-1	20	2-5	.400	0-0	.000	1-2	.500	2-8-10	2-0	0	1	0	0	5
12/2	ST. JOHN'S	1-1	30	4-7	.571	0-0	.000	1-2	.500	6-3-9	2-0	0	4	2	1	9
12/7	SYRACUSE	1-1	30	2-6	.333	0-0	.000	1-2	.500	4-3-7	1-0	0	0	1	1	5
12/13	HARTFORD	1-1	24	2-6	.333	0-1	.000	0-0	.000	6-5-11	2-0	1	3	4	2	4
12/18	JACKSONVILLE	1-1	16	2-3	.667	0-0	.000	0-0	.000	1-7-8	3-0	1	0	0	3	4
12/22	Tennessee	1-1	31	2-5	.400	0-0	.000	2-3	.667	2-3-5	4-0	1	2	1	3	6
12/28	DePAUL	1-1	28	3-8	.375	0-0	.000	1-2	.500	1-4-5	3-0	3	1	0	0	7
12/30	LEHIGH	1-1	16	1-2	.500	0-0	.000	3-3	1.000	2-3-5	1-0	1	0	0	0	5
1/2	Boston College	1-1	31	1-5	.200	0-0	.000	1-3	.333	0-2-2	1-0	0	1	2	2	3
1/4	Georgetown	1-1	17	1-6	.167	0-0	.000	0-0	.000	1-0-1	3-0	3	1	0	3	2
1/8	Pittsburgh	1-1	30	4-5	.800	0-0	.000	0-0	.000	4-5-9	3-0	1	1	0	0	8
1/11	Villanova	1-1	25	2-7	.286	0-0	.000	1-2	.500	3-4-7	1-0	0	0	0	1	5
1/15	PROVIDENCE	1-1	24	6-6	1.000	0-0	.000	3-4	.750	3-1-4	1-0	1	1	1	2	15
1/18	GEORGETOWN	1-1	37	3-4	.750	0-1	.000	5-5	1.000	3-2-5	4-0	1	0	1	3	11
1/22	CONNECTICUT	1-1	25	5-9	.556	0-0	.000	7-10	.700	5-3-8	1-0	2	0	0	3	17
2/2	Rutgers	1-1	35	2-4	.500	0-0	.000	2-4	.500	2-4-6	3-0	0	4	3	2	6
2/5	PITTSBURGH	1-1	19	6-9	.667	0-1	.000	3-3	1.000	3-3-6	4-0	0	1	2	1	15
2/8	RUTGERS	1-1	32	2-6	.333	0-0	.000	7-8	.875	0-8-8	0-0	0	1	1	2	11
2/10	Seton Hall	1-1	29	3-7	.429	0-0	.000	5-7	.714	3-5-8	2-0	1	2	1	2	11
2/15	Connecticut	1-1	25	2-9	.222	0-0	.000	1-2	.500	2-1-3	2-0	0	4	3	1	5
2/19	BOSTON COLLEGE	1-1	20	4-8	.500	0-0	.000	2-3	.667	2-2-4	4-0	1	0	0	2	10
2/22	St. John's	1-1	14	2-8	.250	0-0	.000	1-3	.333	2-2-4	5-1	0	0	0	0	5
2/25	Notre Dame	1-1	21	2-4	.500	0-0	.000	2-4	.500	0-2-2	2-0	1	1	1	2	6
3/1	WEST VIRGINIA	1-1	17	3-4	.750	0-0	.000	2-3	.667	1-0-1	1-0	0	4	1	3	8
3/5	St. John's	1-1	30	4-7	.571	0-0	.000	7-8	.875	3-4-7	4-0	1	1	0	0	15
3/6	Georgetown	1-1	24	1-6	.167	0-0	.000	0-0	.000	5-1-6	1-0	0	1	1	0	2
3/13	Michigan	1-1	33	3-9	.333	0-1	.000	4-6	.667	2-2-4	1-0	2	4	0	0	10
TOTALS		29-29	731	78-173	.451	0-4	.000	69-96	.719	69-90-159	65-1	22	39	27	40	225

1996-97 Individual Statistics

#31 JOHNNY HEMSLEY

Date	Opponent	GP-GS	MIN	FG M-A	PCT.	3-PT FG M-A	PCT.	FT M-A	PCT.	REB O-D-T	PF-DQ	A	TO	BS	ST	PTS
11/22	BUFFALO	1-0	14	2-4	.500	0-0	.000	4-4	1.000	0-3-3	1-0	0	2	0	0	8
11/24	FLORIDA ATLANTIC	1-0	10	2-3	.667	1-2	.500	0-0	.000	0-1-1	1-0	2	2	0	0	5
11/29	UNLV	1-0	11	0-2	.000	0-0	.000	0-0	.000	0-2-2	1-0	1	1	0	0	0
12/2	ST. JOHN'S	1-0	11	1-4	.250	0-1	.000	0-0	.000	0-0-0	2-0	1	1	0	0	2
12/7	SYRACUSE	1-0	7	0-0	.000	0-0	.000	0-0	.000	1-1-2	1-0	0	0	0	0	0
12/13	HARTFORD							DNP								
12/18	JACKSONVILLE	1-0	14	2-5	.400	0-0	.000	0-2	.000	1-0-1	1-0	0	2	0	0	4
12/22	Tennessee	1-0	15	1-3	.333	0-0	.000	2-2	1.000	0-1-1	0-0	0	0	0	0	4
12/28	DePAUL	1-0	13	1-4	.250	0-0	.000	0-0	.000	1-2-3	1-0	1	2	0	2	2
12/30	LEHIGH	1-0	23	3-8	.375	0-1	.000	3-4	.750	1-1-2	2-0	3	3	0	3	9
1/2	Boston College	1-0	14	3-6	.500	1-1	1.000	0-0	.000	0-1-1	1-0	0	0	0	0	7
1/4	Georgetown	1-0	13	0-4	.000	0-2	.000	0-0	.000	1-0-1	0-0	0	0	0	0	0
1/8	Pittsburgh	1-0	17	1-4	.250	0-1	.000	2-2	1.000	0-3-3	2-0	0	1	0	0	4
1/11	Villanova	1-0	22	4-9	.444	0-2	.000	3-3	1.000	1-3-4	0-0	0	1	1	0	11
1/15	PROVIDENCE	1-0	10	0-0	.000	0-0	.000	0-0	.000	0-1-1	2-0	1	1	1	0	0
1/18	GEORGETOWN	1-0	7	0-3	.000	0-0	.000	0-0	.000	1-0-1	3-0	1	1	0	1	0
1/22	CONNECTICUT	1-0	11	2-4	.500	1-1	1.000	0-0	.000	0-1-1	1-0	0	2	0	0	5
2/2	Rutgers	1-0	2	0-0	.000	0-0	.000	0-0	.000	0-0-0	0-0	0	0	0	0	0
2/5	PITTSBURGH							DNP-INJURED								
2/8	RUTGERS							DNP-INJURED								
2/10	Seton Hall							DNP-INJURED								
2/15	Connecticut	1-0	5	0-2	.000	0-1	.000	2-2	1.000	1-0-1	0-0	0	0	0	0	2
2/19	BOSTON COLLEGE	1-0	13	1-4	.250	0-1	.000	0-2	.000	1-0-1	0-0	1	0	1	0	2
2/22	St. John's							DNP-INJURED								
2/25	Notre Dame	1-0	17	1-4	.250	1-3	.333	0-0	.000	1-2-3	2-0	1	0	0	1	3
3/1	WEST VIRGINIA	1-0	19	3-6	.500	0-0	.000	3-3	1.000	1-3-4	1-0	0	4	0	1	9
3/5	St. John's	1-0	9	0-1	.000	0-0	.000	0-0	.000	0-0-0	0-0	1	0	0	0	0
3/6	Georgetown	1-0	10	1-3	.333	0-0	.000	0-0	.000	0-0-0	0-0	1	0	0	1	2
3/13	Michigan	1-0	11	2-4	.500	0-0	.000	0-0	.000	1-0-1	2-0	0	2	0	0	4
TOTALS		24-0	298	30-87	.345	4-16	.250	19-24	.792	12-25-37	24-0	14	25	3	9	83

#40 TIM JAMES

Date	Opponent	GP-GS	MIN	FG M-A	PCT.	3-PT FG M-A	PCT.	FT M-A	PCT.	REB O-D-T	PF-DQ	A	TO	BS	ST	PTS
11/22	BUFFALO	1-1	33	6-13	.462	0-1	.000	1-2	.500	2-5-7	3-0	2	4	3	0	13
11/24	FLORIDA ATLANTIC	1-1	26	7-12	.583	0-0	.000	2-5	.400	4-2-6	1-0	4	3	3	2	16
11/29	UNLV	1-1	33	5-14	.357	0-1	.000	0-1	.000	6-4-10	1-0	0	5	1	0	10
12/2	ST. JOHN'S	1-1	26	5-16	.313	1-1	1.000	2-2	1.000	4-2-6	2-0	1	2	1	2	13
12/7	SYRACUSE	1-1	38	7-15	.467	0-0	.000	3-5	.600	4-3-7	0-0	0	7	2	1	17
12/13	HARTFORD	1-1	27	11-18	.611	0-0	.000	4-4	1.000	3-5-8	0-0	2	1	6	0	26
12/18	JACKSONVILLE	1-1	29	4-12	.333	0-0	.000	3-3	1.000	2-4-6	2-0	0	3	4	0	11
12/22	Tennessee	1-1	34	9-17	.529	0-0	.000	6-8	.750	1-4-5	4-0	2	3	1	0	24
12/28	DePAUL	1-1	34	9-18	.500	0-0	.000	0-0	.000	2-9-11	1-0	1	2	5	1	18
12/30	LEHIGH	1-1	18	5-8	.625	0-0	.000	0-2	.000	1-2-3	2-0	2	0	0	0	10
1/2	Boston College	1-1	38	12-18	.667	1-1	1.000	3-4	.750	6-7-13	5-1	1	3	0	0	28
1/4	Georgetown	1-1	32	5-9	.556	0-0	.000	8-10	.800	3-5-8	1-0	1	5	1	0	18
1/8	Pittsburgh	1-1	37	8-17	.471	0-0	.000	2-3	.667	5-4-9	2-0	2	6	1	5	18
1/11	Villanova	1-1	21	3-17	.176	0-1	.000	2-6	.333	2-4-6	2-0	2	4	2	1	8
1/15	PROVIDENCE	1-1	35	8-15	.533	0-0	.000	1-3	.333	5-2-7	2-0	3	4	2	2	17
1/18	GEORGETOWN	1-1	41	5-15	.333	0-0	.000	2-3	.667	1-6-7	3-0	3	2	6	2	12
1/22	CONNECTICUT	1-1	29	6-11	.545	0-0	.000	2-3	.667	3-3-6	3-0	0	0	1	1	14
2/2	Rutgers	1-1	34	4-11	.364	0-0	.000	3-7	.429	2-2-4	2-0	1	3	2	1	13
2/5	PITTSBURGH	1-1	31	3-8	.375	0-0	.000	4-6	.667	5-4-9	2-0	2	3	5	2	10
2/8	RUTGERS	1-1	32	4-11	.364	0-0	.000	3-4	.750	4-2-6	3-0	1	3	5	0	11
2/10	Seton Hall	1-1	35	4-13	.308	0-0	.000	4-8	.500	5-5-10	1-0	1	3	2	1	12
2/15	Connecticut	1-1	30	3-10	.300	0-0	.000	1-3	.333	6-4-10	2-0	0	3	1	1	7
2/19	BOSTON COLLEGE	1-0	33	7-15	.467	0-0	.000	2-3	.667	0-3-3	2-0	0	2	3	0	16
2/22	St. John's	1-1	30	7-14	.500	0-0	.000	0-1	.000	3-2-5	4-0	0	1	3	1	14
2/25	Notre Dame	1-1	33	3-10	.300	0-0	.000	3-4	.750	1-5-6	2-0	2	2	1	0	9
3/1	WEST VIRGINIA	1-0	25	4-12	.333	0-1	.000	2-2	1.000	2-3-5	0-0	0	1	1	0	10
3/5	St. John's	1-1	36	5-14	.357	0-1	.000	1-2	.500	2-4-6	0-0	1	3	0	1	11
3/6	Georgetown	1-1	35	4-10	.400	0-1	.000	7-12	.583	3-2-5	1-0	1	1	2	0	15
3/13	Michigan	1-1	15	1-8	.125	0-0	.000	2-4	.500	1-1-2	5-1	0	1	0	0	4
TOTALS		29-27	900	165-380	.434	2-8	.250	73-120	.608	88-108-196	58-2	35	80	64	24	405

1996-97 Individual Statistics


#30 VERNON JENNINGS

Date	Opponent	GP-GS	MIN	FG M-A	PCT.	3-PT FG M-A	PCT.	FT M-A	PCT.	REB O-D-T	PF-DQ	A	TO	BS	ST	PTS
11/22	BUFFALO	1-0	10	0-3	.000	0-0	.000	0-0	.000	1-1-2	1-0	2	0	0	3	0
11/24	FLORIDA ATLANTIC	1-0	5	1-1	1.000	1-1	1.000	0-0	.000	0-0-0	1-0	1	0	0	1	3
11/29	UNLV	1-0	9	1-3	.333	0-1	.000	0-0	.000	0-1-1	1-0	1	2	0	0	2
12/2	ST. JOHN'S	1-0	12	0-1	.000	0-0	.000	0-0	.000	0-3-3	0-0	1	0	0	0	0
12/7	SYRACUSE	1-0	10	0-0	.000	0-0	.000	0-0	.000	0-3-3	4-0	2	2	0	0	0
12/13	HARTFORD	1-0	18	1-1	1.000	1-1	1.000	2-2	1.000	0-1-1	1-0	3	0	2	2	5
12/18	JACKSONVILLE	1-0	24	3-5	.600	0-0	.000	2-2	1.000	0-5-5	1-0	9	3	0	3	8
12/22	Tennessee	1-0	14	2-5	.400	1-1	1.000	3-4	.750	2-1-3	1-0	1	1	0	0	8
12/28	DePAUL	1-0	16	0-1	.000	0-1	.000	0-0	.000	0-3-3	3-0	2	3	0	1	0
12/30	LEHIGH	1-0	24	2-4	.500	1-1	1.000	0-0	.000	1-4-5	3-0	3	2	2	5	5
1/2	Boston College	1-0	4	1-1	1.000	1-1	1.000	0-0	.000	0-2-2	2-0	0	0	0	0	3
1/4	Georgetown	1-0	17	1-4	.250	0-1	.000	0-0	.000	0-5-5	3-0	2	3	1	2	2
1/8	Pittsburgh	1-0	15	2-3	.667	1-2	.500	0-0	.000	0-0-0	4-0	1	3	0	1	5
1/11	Villanova	1-0	10	1-2	.500	0-1	.000	2-2	1.000	1-1-2	0-0	2	0	1	0	4
1/15	PROVIDENCE	1-0	22	3-4	.750	1-1	1.000	0-0	.000	0-0-0	2-0	1	1	0	3	7
1/18	GEORGETOWN	1-0	13	0-1	.000	0-0	.000	2-2	1.000	0-0-0	0-0	1	2	0	0	2
1/22	CONNECTICUT	1-0	14	0-3	.000	0-1	.000	0-0	.000	0-2-2	0-0	1	1	0	3	0
2/2	Rutgers	1-0	12	0-0	.000	0-0	.000	0-0	.000	0-2-2	0-0	1	3	0	0	0
2/5	PITTSBURGH	1-0	20	3-4	.750	0-1	.000	3-4	.750	0-3-3	2-0	3	1	1	2	9
2/8	RUTGERS	1-0	16	3-7	.429	0-2	.000	1-2	.500	1-0-1	4-0	0	2	0	0	7
2/10	Seton Hall	1-0	20	1-7	.143	0-1	.000	4-6	.667	3-1-4	0-0	1	1	0	2	6
2/15	Connecticut	1-0	21	2-5	.400	0-2	.000	0-0	.000	1-3-4	4-0	1	0	0	0	4
2/19	BOSTON COLLEGE	1-0	12	0-1	.000	0-0	.000	0-0	.000	0-3-3	2-0	2	2	0	0	0
2/22	St. John's	1-0	15	0-1	.000	0-1	.000	0-0	.000	0-1-1	3-0	2	1	0	1	0
2/25	Notre Dame	1-0	14	1-3	.333	0-1	.000	1-2	.500	0-0-0	2-0	2	2	0	0	3
3/1	WEST VIRGINIA	1-0	13	1-1	1.000	1-1	1.000	0-0	.000	0-1-1	4-0	1	3	0	0	3
3/5	St. John's	1-0	10	0-0	.000	0-0	.000	0-0	.000	0-0-0	0-0	3	0	0	0	0
3/6	Georgetown	1-0	23	0-3	.000	0-1	.000	0-0	.000	1-4-5	3-0	4	1	1	0	0
3/13	Michigan	1-0	21	0-3	.000	0-1	.000	2-2	1.000	0-1-1	1-0	5	0	0	0	2
TOTALS		29-0	434	29-77	.377	8-24	.333	22-28	.786	11-51-62	52-0	58	39	8	29	88

1996-97 Individual Statistics

#12 KEVIN NORRIS

Date	Opponent	GP-GS	MIN	FG M-A	PCT.	3-PT FG M-A	PCT.	FT M-A	PCT.	REB O-D-T	PF-DQ	A	TO	BS	ST	PTS
11/22	BUFFALO	1-1	30	2-7	.286	1-2	.500	10-10	1.000	1-0-1	1-0	4	3	0	1	15
11/24	FLORIDA ATLANTIC	1-1	35	3-7	.429	3-5	.600	5-5	1.000	1-5-6	2-0	6	2	0	3	14
11/29	UNLV	1-1	30	2-10	.200	1-8	.125	0-0	.000	0-3-3	4-0	1	0	0	1	5
12/2	ST. JOHN'S	1-1	28	1-8	.125	1-3	.333	0-0	.000	0-7-7	3-0	4	3	0	2	3
12/7	SYRACUSE	1-1	30	3-7	.429	2-4	.500	3-4	.750	0-1-1	3-0	8	3	0	1	11
12/13	HARTFORD	1-1	22	0-3	.000	0-2	.000	0-0	.000	0-6-6	1-0	6	3	0	3	0
12/18	JACKSONVILLE	1-1	16	1-4	.250	0-2	.000	0-0	.000	0-4-4	2-0	4	3	0	3	2
12/22	Tennessee	1-1	28	5-10	.500	1-4	.250	0-0	.000	0-2-2	4-0	2	2	0	2	11
12/28	DePAUL	1-1	24	3-5	.600	1-3	.333	0-0	.000	0-2-2	3-0	8	6	0	0	7
12/30	LEHIGH	1-1	16	1-4	.250	1-3	.333	0-0	.000	0-0-0	1-0	5	2	0	3	3
1/2	Boston College	1-1	36	3-9	.333	3-7	.429	0-0	.000	0-0-0	4-0	2	2	0	1	9
1/4	Georgetown	1-1	29	4-5	.800	1-2	.500	2-2	1.000	0-3-3	2-0	4	3	0	1	11
1/8	Pittsburgh	1-1	27	4-11	.364	3-5	.600	0-0	.000	0-2-2	4-0	5	4	0	0	11
1/11	Villanova	1-1	30	3-8	.375	3-5	.600	2-2	1.000	1-4-5	2-0	4	1	0	2	11
1/15	PROVIDENCE	1-1	36	1-8	.125	0-4	.000	6-6	1.000	0-5-5	4-0	9	3	0	1	8
1/18	GEORGETOWN	1-1	34	3-10	.300	3-6	.500	5-6	.833	0-4-4	4-0	9	8	0	0	14
1/22	CONNECTICUT	1-1	26	1-7	.143	1-5	.200	0-0	.000	1-2-3	2-0	6	2	0	3	3
2/2	Rutgers	1-1	33	1-5	.200	1-4	.250	0-0	.000	0-4-4	2-0	7	4	0	1	3
2/5	PITTSBURGH	1-1	30	3-7	.429	2-3	.667	3-4	.750	1-4-5	1-0	6	3	0	2	11
2/8	RUTGERS	1-1	35	1-7	.143	1-5	.200	0-3	.000	0-3-3	0-0	4	6	0	2	3
2/10	Seton Hall	1-1	33	1-7	.143	1-6	.167	4-4	1.000	1-3-4	3-0	3	4	0	2	7
2/15	Connecticut	1-1	29	2-6	.333	1-4	.250	0-0	.000	0-0-0	0-0	3	4	0	0	5
2/19	BOSTON COLLEGE	1-1	28	1-5	.200	1-4	.250	2-2	1.000	2-1-3	4-0	7	1	0	1	5
2/22	St. John's	1-1	30	5-14	.357	3-9	.333	0-0	.000	0-1-1	3-0	8	0	0	2	13
2/25	Notre Dame	1-1	26	2-7	.286	1-4	.250	2-2	1.000	0-1-1	5-1	2	3	0	2	7
3/1	WEST VIRGINIA	1-1	31	1-3	.333	1-3	.333	2-2	1.000	0-3-3	2-0	7	3	0	1	5
3/5	St. John's	1-1	35	2-9	.222	1-5	.200	3-4	.750	0-3-3	3-0	5	1	0	3	8
3/6	Georgetown	1-1	18	1-4	.250	0-1	.000	2-2	1.000	0-1-1	5-1	1	1	0	0	4
3/13	Michigan	1-1	19	1-3	.333	1-2	.500	0-0	.000	0-1-1	1-0	2	0	0	3	3
TOTALS		29-29	824	61-200	.305	39-120	.325	51-58	.879	8-75-83	75-2	142	80	0	46	212



Miami rose to new heights last season recording wins over Georgetown (2), Syracuse, Villanova and Connecticut, the first, second, third and fifth winningest programs in BIG EAST history.


1996-97 Individual Statistics

#22 JAIME WAGGONER

Date	Opponent	GP-GS	MIN	FG M-A	PCT.	3-PT FG M-A	PCT.	FT M-A	PCT.	REB O-D-T	PF-DQ	A	TO	BS	ST	PTS
11/22	BUFFALO									DNP-INJURED						
11/24	FLORIDA ATLANTIC									DNP-INJURED						
11/29	UNLV									DNP-INJURED						
12/2	ST. JOHN'S									DNP-INJURED						
12/7	SYRACUSE									DNP-INJURED						
12/13	HARTFORD									DNP-INJURED						
12/18	JACKSONVILLE	1-0	2	0-1	.000	0-0	.000	0-0	.000	0-0-0	0-0	0	0	0	0	0
12/22	Tennessee									DNP						
12/28	DePAUL									DNP						
12/30	LEHIGH									DNP-INJURED						
1/2	Boston College									DNP-INJURED						
1/4	Georgetown									DNP-INJURED						
1/8	Pittsburgh									DNP-INJURED						
1/11	Villanova									DNP-INJURED						
1/15	PROVIDENCE									DNP-INJURED						
1/18	GEORGETOWN									DNP-INJURED						
1/22	CONNECTICUT									DNP-INJURED						
2/2	Rutgers									DNP-INJURED						
2/5	PITTSBURGH									DNP-INJURED						
2/8	RUTGERS									DNP-INJURED						
2/10	Seton Hall									DNP-INJURED						
2/15	Connecticut									DNP-INJURED						
2/19	BOSTON COLLEGE									DNP-INJURED						
2/22	St. John's									DNP-INJURED						
2/25	Notre Dame									DNP-INJURED						
3/1	WEST VIRGINIA									DNP-INJURED						
3/5	St. John's									DNP-INJURED						
3/6	Georgetown									DNP-INJURED						
3/13	Michigan									DNP-INJURED						
TOTALS		1-0	2	0-1	.000	0-0	.000	0-0	.000	0-0-0	0-0	0	0	0	0	0

#4 JERMAINE WALKER

Date	Opponent	GP-GS	MIN	FG M-A	PCT.	3-PT FG M-A	PCT.	FT M-A	PCT.	REB O-D-T	PF-DQ	A	TO	BS	ST	PTS
11/22	BUFFALO									DNP						
11/24	FLORIDA ATLANTIC									DNP						
11/29	UNLV									DNP						
12/2	ST. JOHN'S									DNP						
12/7	SYRACUSE									DNP						
12/13	HARTFORD									DNP						
12/18	JACKSONVILLE									DNP						
12/22	Tennessee									DNP						
12/28	DePAUL									DNP						
12/30	LEHIGH									DNP						
1/2	Boston College									DNP						
1/4	Georgetown									DNP						
1/8	Pittsburgh									DNP						
1/11	Villanova	1-0	2	0-0	.000	0-0	.000	0-0	.000	0-0-0	0-0	0	0	0	0	0
1/15	PROVIDENCE									DNP						
1/18	GEORGETOWN									DNP						
1/22	CONNECTICUT									DNP						
2/2	Rutgers									DNP-INJURED						
2/5	PITTSBURGH	1-0	6	1-4	.250	0-0	.000	0-0	.000	0-0-0	1-0	1	0	0	0	2
2/8	RUTGERS	1-0	2	0-0	.000	0-0	.000	0-0	.000	0-0-0	0-0	0	0	0	0	0
2/10	Seton Hall									DNP						
2/15	Connecticut	1-0	8	1-2	.500	0-0	.000	1-1	1.000	0-2-2	2-0	1	0	0	0	3
2/19	BOSTON COLLEGE	1-0	9	1-2	.500	0-0	.000	1-1	1.000	1-2-3	1-0	0	1	0	0	3
2/22	St. John's	1-0	14	4-5	.800	0-0	.000	3-4	.750	2-1-3	2-0	1	1	0	0	11
2/25	Notre Dame	1-0	6	1-5	.200	0-1	.000	0-0	.000	1-1-2	3-0	0	1	0	1	2
3/1	WEST VIRGINIA	1-0	10	0-1	.000	0-0	.000	0-0	.000	0-1-1	0-0	0	1	0	0	0
3/5	St. John's									DNP						
3/6	Georgetown	1-0	2	0-1	.000	0-0	.000	0-0	.000	1-0-1	0-0	0	0	0	0	0
3/13	Michigan	1-0	3	0-0	.000	0-0	.000	0-0	.000	0-0-0	0-0	0	0	0	0	0
TOTALS		10-0	62	8-20	.400	0-1	.000	5-6	.833	5-7-12	9-0	3	4	0	1	21



The Hurricanes ranked sixth nationally in field goal percentage defense holding opponents to 38 percent shooting.