

miami

CONTACT: Amy Woodruff, Assistant Communications Director
O: (305) 284-3241 | C: (813) 410-1194
A.Woodruff@miami.edu | @CanesHoops

2012-13 SCHEDULE

DATE	OPPONENT	TV	TIME/SCORE
Nov. 2	St. Leo (Ex.)	Canes All Access	L, 67-69
Nov. 9	Stetson	ESPN3	W, 87-79
Nov. 13	at FGCU	A-Sun TV	L, 51-63
Nov. 16	Jacksonville	FOX Sports South	W, 73-57
Nov. 24	Detroit	ESPN3	W, 77-62
Nov. 28	#13/14 Michigan State!	ESPN	W, 67-59
Dec. 1	at UMass	CBS Sports Network	W, 75-62
Dec. 14	Charlotte	FOX Sports South	W, 77-46
Dec. 18	at UCF	CBS Sports Network	W, 72-50

Diamond Head Classic, Honolulu, Hawai'i

Dec. 23	Hawai'i	ESPNU	W, 73-58
Dec. 23	#4/5 Arizona	ESPN2	L, 69-50
Dec. 25	Indiana St.	ESPN2	L, 55-57 (OT)
Jan. 2	La Salle	FOX Sports South	W, 76-59
Jan. 5	at Georgia Tech *	ACCN / ESPN3	W, 62-49
Jan. 10	at RV/RV UNC *	ESPN / WatchESPN	W, 68-59
Jan. 13	RV/RV Maryland *	ESPNU / WatchESPN	W, 54-47
Jan. 16	at Boston College *	FOX Sports South / E3	W, 60-59
Jan. 23	No. 1/1 Duke *	ESPN / WatchESPN	W, 90-63
Jan. 27	Florida State *	ESPNU / WatchESPN	W, 71-47
Jan. 30	at Virginia Tech *	FOX Sports South / E3	W, 73-64
Feb. 2	at No. 19/19 NC State *	CBS	W, 79-78
Feb. 5	Boston College *	FOX Sports South / E3	W, 72-50
Feb. 9	North Carolina *	ESPN / WatchESPN	W, 87-61
Feb. 13	at Florida State *	ESPN2 / WatchESPN	7 p.m.
Feb. 17	at Clemson *	ESPNU / WatchESPN	6 p.m.
Feb. 19	Virginia *	ESPNU / WatchESPN	9 p.m.
Feb. 23	at Wake Forest *	FOX Sports South / ESPN3	1 p.m.
Feb. 27	Virginia Tech *	FOX Sports South / ESPN3	7 p.m.
March 2	at Duke *	ESPN / WatchESPN	6 p.m.
March 6	Georgia Tech *	ACCN / ESPN3	9 p.m.
March 9	Clemson *	ACCN / ESPN3	2:30 p.m.

All home games are played at the BankUnited Center

Game times are ET and subject to change

* ACC game ! Big Ten/ACC Challenge

All games can be heard on WQAM 560 and Canes All Access on HurricaneSports.com

UM RADIO - WQAM 560

Joe Zagacki, play-by-play Josh Darrow, analyst

SOCIAL MEDIA

Website: HurricaneSports.com

Twitter: @CanesHoops | @CanesCoachL

Facebook: /MiamiHurricanes | /MiamiBasketball

MIAMI DIGITAL GUIDE

Miami is not printing media guides this season.

Instead, find the online version at the link below:

<http://theusports.com/mbbguide/pc/>

2012-13



MIAMI

HURRICANES (19-3, 10-0)

NATIONAL RANKING

3 / 4

LAST TIME OUT

W, 87-61 vs. North Carolina

LEADERS

Scoring per Game

Durand Scott - 14.0

Kenny Kadji - 13.5

Rebounds per Game

Reggie Johnson - 8.8

Assists per Game

Shane Larkin - 4.3

HEAD COACH

Jim Larrañaga

Overall: 509-350 (29)

At UM: 39-16 (2)

FLORIDA STATE

SEMINOLES (13-10, 5-5)

NATIONAL RANKING

--/--

LAST TIME OUT

L, 71-46 at Wake Forest

LEADERS

Scoring per Game

Michael Snaer - 13.9

Okaro White - 12.0

Rebounds per Game

Terrance Shannon - 6.3

Assists per Game

Michael Snaer - 2.5

HEAD COACH

Leonard Hamilton

Overall: 392-346

At FSU: 192-136

SETTING THE SCENE

Feb. 13, 2013 | 7 p.m.

Donald L. Tucker Center | Tallahassee, Fla.

TV: ESPN2 | Watch ESPN

Radio: 560 WQAM

Webcast: WQAM.com

Series: Miami trails, 40-30

Last Meeting: Jan. 27, 2013

Miami won, 71-47 in Coral Gables

Jim Larrañaga was the first Canes coach to open his UM career with 20 wins. Larrañaga came to Miami after serving as the head coach at George Mason for 14 seasons. He guided the program to five NCAA tournament appearances (2011, 2008, 2006, 2001, 1999) – including an unprecedented run to the 2006 Final Four that captured the nation's attention. Following that run, he was selected the 2006 Clair Bee Coach of the Year.



THE GAME

With a 10-0 record in the ACC, No. 3/4 University of Miami travels north to Tallahassee to face Florida State on Feb. 13 at the Donald Tucker Center at 7 p.m.

THE SERIES

Miami is 30-40 all-time against Florida State, with the series dating back to the 1950-51 campaign. The Hurricanes are 25-11 against the Seminoles at home, 0-2 at neutral sites and 5-27 on the road. Miami last defeated FSU in Tallahassee on Jan. 29, 2006, 84-78 in overtime.

THE BROADCASTS

Catch the game on ESPN with Dave O'Brien and Doris Burke making the call. The game will also be carried live by 560 WQAM Radio with Joe Zagacki (play-by-play) and Josh Darrow.

THE COACH

Head coach Jim Larrañaga is in his 29th season as a head coach and second at Miami. He has a 509-350 overall record and is 39-16 in his second season at Miami.

THE WEATHER

Projected temperatures on game day: Coral Gables -83/67. Tallahassee, Fla. - 69/48.

THE RANKINGS - RPI/SOS

As of Feb. 10, 2013

Warren Nolan: 2 / 1

Sagarin: 8 / 6

Realtime: 2 / 1

KenPom: 8

THE NOTES

On Jan. 28, the Canes jumped 11 spots in the AP Poll & entered the *USA TODAY* poll for the first time since December 2008. Miami is now No. 3/4 in the nation, tying the school's highest ranks in history.

According to research by The AP, Miami is the sixth school to ascend from unranked to the top five in four weeks or less since the AP Top 25 began in 1989-90. Connecticut was the last school to make the leap, doing so in 2010-11.

Miami is the first team to beat Duke and UNC by 20+ points in the same season since Maryland in '74-'75 season.

Miami is the first team to beat Duke and UNC by 25+ points since the start of ACC play in 1953.

Miami's non-conference strength of schedule is No. 1 and RPI is No. 2 (Warren Nolan). According to Collegiate Basketball News RPI, the Canes' non-conference schedule strength was third-worst (345 of 347) in 2009-10, 142 in 2010-11 and 117 last season.

2012-13 ROSTER

#	Name	Pos.	Ht.	Wt.	Yr.	Hometown Previous School (s)
0	Shane Larkin	G	5-11	176	So.	Orlando, Fla. Dr. Phillips (Fla.)
Cousy Award finalist ... 9 ast vs. UNC ... 19 reb vs. Duke and FSU ... 11 games with at least five assists ... Vs. Duke: 18 pts, 10 reb, 5 ast, 1 stl.						
1	Durand Scott	G	6-5	203	Sr.	The Bronx, N.Y. Rice
25 points, 6 reb, 4 ast vs. No. 1 Duke ... At least four assists in nine outings ... Hit 3-of-3 from distance vs. UNC ... 13 reb in past two games.						
3	Steve Sorenson	G	6-0	151	Fr.	Dallas, Texas Mark's School of Texas
Named all-state by Texas Association of Basketball Coaches as a senior ... TABC academic all-state.						
4	Trey McKinney Jones	G	6-5	220	Sr.	Milwaukee, Wis. South Milwaukee UMKC
Five of last eight games with 10+ points ... 20 assists in past eight games ... 7 assists vs. MD ... Hit multiple 3-pointers in 10 games.						
10	Raphael Akpejori	F	6-10	236	Jr.	Lagos, Nigeria Sunrise Christian Academy (Kan.)
11 rebounds and six points in 5.8 minutes in ACC games ... Played 13 min. at GT, with two points and four rebounds.						
12	Justin Heller	G	6-2	180	Jr.	Boca Raton, Fla. West Boca Raton Community
Scored first career points vs. Charlotte on a 17-foot jumper ... Played in seven games in 2011-12, including four ACC matchups.						
15	Rion Brown	G	6-6	200	Jr.	Hinesville, Ga. Liberty County
Career-best 22 points vs. BC and in home state at GT, where his father was an All-American ... Hit multiple 3s six times.						
21	Erik Swoope	F	6-6	233	Jr.	Lake Elsinore, Calif. Harvard-Westlake
Season-high 23 minutes vs. La Salle: 4 points, 4 rebounds ... Was 3-3 vs. JU on his way to 7 points ... 2 steals and 2 monster dunks vs. JU.						
23	Tonye Jekiri	C	7-0	227	Fr.	Hialeah, Fla. Champagnat Catholic School
2.1 rebounds and 1.6 points per game in ACC play, 0.9 reb and 0.4 points in non-conference ... Two points, two rebounds at GT.						
25	Garrius Adams	G	6-6	195	Sr.	Apex, N.C. Middle Creek
Out with right knee injury ... In 19 games last year, averaged 4.5 points, 2.1 rebounds, 0.9 assists and 0.6 steals in 16.9 minutes per game.						
35	Kenny Kadji	F/C	6-11	242	Sr.	Douala, Cameroon Pendleton IMG Academy Florida
Multiple blocked shots in 9 games... 13.9 pts, 7.6 reb, 1.9 blocks during R. Johnson injury ... 10+ points in 13-straight games and 19 overall.						
42	Reggie Johnson	C	6-10	292	Sr.	Winston-Salem, N.C. Winston-Salem Prep
Returned from left thumb fracture Jan. 23 vs. No. 1 Duke ... 32 reb in past 4 games ... 15 points at NC State, including tip-in at buzzer for win.						
45	Julian Gamble	F/C	6-10	250	Sr.	Durham, N.C. Southern Durham
4 blocks in five games this season ... 16 pts, 4 reb, 2 stl, 1 ast, 4-4 FT at NC State ... 8.9 pts, 7.5 reb, 27.0 min. during R. Johnson injury.						

LARRAÑAGA BY THE NUMBERS

1 - Coach Jim Larrañaga is the only ACC coach not at UNC or Duke with a Final Four appearance to his credit.

4 - In 2006, Coach Jim Larrañaga became the first coach at a mid-major school to take his team to the NCAA Final Four in 27 years.

7 - Larrañaga is no stranger to the ACC. In his seven seasons as an assistant coach at Virginia, the Cavaliers participated in the NCAA Final Four in 1981 and 1984, won three ACC Championships and finished in the Top 5 of the AP rankings.

13 - Larrañaga has made 13 postseason appearances in the past 23 years, including five NCAA tournaments.

29 - Larrañaga is in his 29th year as a head coach and has successfully transitioned two institutions into successful programs: Bowling Green and George Mason.

LARRAÑAGA - WHY MIAMI?

Along with returning to the best basketball conference in the country, Coach L had a few personal reasons for accepting the head coaching job at Miami. Coach's grandfather was from Cuba, where he produced the Larrañaga [lare-en-YAH-ga] cigar. Coach's father was raised in Key West before moving to The Bronx, N.Y., getting married and raising six children. Coach L was raised in The Bronx, but vacationed to Florida as a boy. He also has owned a house in Sarasota - which he bought from Dick Vitale's daughter - for eight years, and three of his siblings have retired to Florida.

COACH L'S FIRST SEASON AT MIAMI

- Most ACC wins since joining the conference
- Tied for fourth in ACC, the highest ACC finish in school history
- Defeated eventual No. 2 & No. 3 NCAA tournament seeds Duke & FSU
- Notched Miami's first win at Cameron Indoor Stadium

COACH L'S SECOND SEASON AT MIAMI

- Defeated No. 1 Duke, 90-63, in Coral Gables
- Defeated No. 13/14 Michigan State in ACC/Big Ten Challenge
- Defeated RV/RV North Carolina at the Dean Smith Center
- Ranked No. 3/4 on Feb. 11, 2013

MIAMI VS. RANKED OPPONENTS

Overall vs. top 25 ranked opponents	47-128
Home	32-49
at BankUnited Center	13-17
Away	13-60
Neutral	2-19

UNDER COACH JIM LARRAÑAGA

Overall vs. top 25 ranked opponents	5-7
ACC regular season opponents	4-4
Home (ACC)	3-2 (2-1)
Away (ACC)	2-3 (2-3)
Neutral	0-2

UM VS. RANKED ACC OPPONENTS SINCE JOINING ACC (2004-05)

Overall	18-28
Home	11-14
Away	5-16
Tournament	1-4

MIAMI WHEN RANKED IN TOP 15

Vs. top 25 teams	2-1
3/5/99 No. 9/10 Miami vs. No. 10/11 St. John's	L, 62-59
2/2/02 No. 12/11 Miami vs. No. 17/22 Connecticut	W, 68-66
2/2/13 No. 14/15 Miami at No. 19/19 NC State	W, 79-78

ON THIS DATE

Miami is 7-7 all-time and 4-3 in conference action when playing games on Feb. 13. UM has lost two-straight games on Feb. 13 and has not defeated an ACC opponent on this date. Of the total matchups, seven occurred before 1992.

PRONUNCIATIONS

Players

1 Durand	dur-RAND
10 Akpejori	AHK-peh-jour-ee
15 Rion	Ryan
23 Tonye Jekiri	Tone-yay Jah-kEEr-EE
25 Garrius	GARY-us
21 Swoope	Swope
35 Kadji	KAHD-gee

Coaches

Larrañaga	LARE-uh-NAY-guh
Huger	HUE-gur
Caputo	Ca-poo-toe
Summey	Some-EE

CLASS BREAKDOWN

Seniors

Garrius Adams, Julian Gamble, Reggie Johnson, Kenny Kadji, Trey McKinney Jones, Durand Scott

Juniors

Raphael Akpejori, Rion Brown, Justin Heller, Erik Swoope

Sophomore

Shane Larkin

Freshmen

Tonye Jekiri, Steve Sorenson

GEOGRAPHIC BREAKDOWN

CAMEROON

Douala Kenny Kadji

NIGERIA

Lagos Raphael Akpejori

UNITED STATES

California Erik Swoope

Florida

Justin Heller, Shane Larkin, Tonye Jekiri

Georgia

Rion Brown

New York

Durand Scott

North Carolina

Garrius Adams, Julian Gamble, Reggie Johnson

Texas

Steve Sorenson

Wisconsin

Trey McKinney Jones

2012-13 ACC STANDINGS

As of Feb. 11, 2013

Miami	10-0	1.000	19-3	.864
Duke	8-2	.800	21-2	.913
Virginia	7-3	.700	17-6	.739
North Carolina	6-4	.600	16-7	.696
NC State	6-5	.545	17-7	.708
Florida State	5-5	.500	13-10	.565
Maryland	5-6	.455	17-7	.708
Clemson	4-7	.364	12-11	.522
Wake Forest	4-7	.364	11-12	.478
Georgia Tech	3-7	.300	13-9	.591
Virginia Tech	2-8	.200	11-12	.478
Boston College	2-8	.200	10-13	.435

AWARDS IN 2012-13

Durand Scott

ACC Player of the Week - Dec. 17
ACC Player of the Week - Jan. 28

Shane Larkin

Bob Cousy Award finalist
Oscar Robertson National Player of the Week - Feb. 4
ACC Player of the Week - Feb. 4

Coach Larrañaga

Dick Vitale Coach of the Week - Jan. 28

SERIES INFORMATION

Overall	Miami trails 30-40
Games at Miami	25-11
Games in Tallahassee	5-27
Games on neutral courts	0-2
Current streak	Miami won 1
Last meeting	1/27/13 - UM 71-47
Larranaga at UM vs. FSU	2-2

DID YOU KNOW

The Hurricanes have made at least one trey in 822 of 826 games since the NCAA adopted the 3-point shot in 1986.

Miami has held 679 of its last 680 opponents to less than 100 points. UNC was the last team to score 100+, defeating UM 105-64 on Jan. 31, 2007.

Miami boasts five players 6-foot-10 or taller, and five players at 6-6 or 6-5.

27 of 28 Miami Hurricane basketball players have graduated from UM during the last eight years.

Miami basketball ranks 80th-90th percentile in NCAA men's basketball with a 980 APR (academic progress rate).

In 2008 & 2009, Jack McClinton was named first team All-ACC & named to the ACC's All-Academic Team.

Six-time NBA All Star Amar'e Stoudemire recently enrolled at UM and is taking classes to earn his bachelor's degree.

Shane Larkin was named to the ACC All-Freshman Team in 2011-12.

Coach L led the George Mason Patriots to the Final Four with big wins over some of basketball's elite teams such as Michigan State, UNC, and UConn. He was the first coach to take a mid-major to a Final Four in 27 years when his team advanced in 2006.

Miami is one of only three schools in the country sponsored by Nike's LeBron brand.

The Canes have averaged 20+ wins in each of the last five seasons.

Coach L became the first Miami Coach to win 20 games in his first season at The U.

Over 90 percent of Miami Hurricane basketball games were televised last season, including every ACC contest.

Five of the last 12 National Championship teams have been from the ACC.

Three Canes earned all-ACC honors last season, Shane Larkin (freshman), Kenny Kadji, (third) Durand Scott (H.M.).

Summer at the U include competitive pickup games and workouts alongside such players as Carlos Boozer, Chris Bosh, Kevin Durant, Kyrie Irving, Joe Johnson, Chris Paul, and LeBron James.

Former Cane Rick Barry was named one of the Greatest Players in NBA History.

Miami native and former Cane James Jones won the 2010-2011 NBA All-Star Weekend 3-Point Contest and the NBA Championship in the 2011-2012 season.

UM is in its ninth season in the ACC.

UM has played in the postseason 13 of the past 18 years, five of which were in the NCAA Tournament.

The Hurricanes have advanced to the post-season six times in eight seasons, with five NIT appearances and one NCAA appearance.

In 14 years at George Mason, Larranaga led the Patriots to five NCAA Tournament appearances (2011, 2008, 2006, 2001, 1999), including the 2006 Final Four.

METEORIC RISE IN NATIONAL POLLS

According to research by The AP, Miami is the sixth school to ascend from unranked to the top five in four weeks or less since the AP Top 25 began in 1989-90. Connecticut was the last school to make the leap, doing so in 2010-11. Syracuse (2009-10), Georgia Tech (2003-04), Arizona (1995-96) and Kansas (1989-90) have also gone from unranked to the top five in four weeks or less.

ONLY UNDEFEATED POWER SIX REMAINING

Miami is the only team in the nation of the power six conferences (ACC, Big 12, Big Ten, Big East, Pac 12 and SEC) still undefeated in league play.

COACH L IN THE TOP 10

Miami coach Jim Larranaga is the 10th coach in the last 10 years to lead two top-10 programs, according to research by the AP.

Currently Miami is No. 3/4 and following the 2006 season, George Mason was listed as the No. 8 team in the nation in the USA TODAY Coaches Poll on March 28.

The other nine coaches are: John Calipari - Memphis, Kentucky; Mark Gottfried - Alabama, North Carolina State; Tubby Smith - Kentucky, Minnesota; Kelvin Sampson - Oklahoma, Indiana; Bob Huggins - Cincinnati, West Virginia; John Beilein - West Virginia, Michigan; Mark Turgeon - Wichita State, Texas A&M; Tom Crean - Marquette, Indiana; Sean Miller - Xavier, Arizona.

DOWNING DUKE AND UNC BY 20+

This season the Hurricanes defeated Duke 90-63 and UNC 87-61. Miami is the first team to beat Duke and UNC by 20+ points in the same season since Maryland in '74-75 season and the first team to beat Duke and UNC by 25+ points since the start of ACC play in 1953.

CANES IN THE POLLS

On Jan. 28, Miami made a historic climb in the national polls jumping 11 spots in the AP Poll and entering the USA TODAY poll for the first time since December 2008, posting a No. 14/15 ranking. According to the Associated Press, Miami's climb in the AP Poll was tied for the second-largest since the poll expanded to 25 teams in 1989-90. Arizona holds the record for the biggest rise, jumping 15 spots in November 1995. Miami's late-January rise is the second-latest behind UConn's +12 jump in March of 2011 after winning the BIG EAST Tournament.

Miami is now No. 3/4, marking the school's highest rank in both the AP and USA TODAY. Miami's highest AP rank was No. 8, on March 1, 1960 and highest USA TODAY rank was No. 10 on March 1, 1999.

MIAMI LEADS THE ACC WITH PERFECT RECORD

Thanks to the ACC for the following notes:

- Miami is the first team to go 10-0 in ACC play since Duke started 10-0 in 2007-08.
- North Carolina started 11-0 in 2000-01 and finished the year 13-3.
- Duke was 16-0 in 1998-99, the only perfect mark in ACC history.
- The Canes have won four ACC games in which they trailed at the half.
- Miami was the first ACC school not named Duke or North Carolina to start 7-0 in conference play since Virginia in 1981, when Coach L was an assistant with the Cavaliers.

MIAMI IMPROVES IN CONFERENCE PLAY

Miami has improved its numbers from non-conference play into league action, both as a team and individually.

Category	Non-conferenceACC	Non-conference/ACC
PPG	69.4 / 71.6	Scoring Margin +9.3 / +13.9
OPP PPG	60.1 / 57.7	3Pt Made/g 6.0 / 8.3
FG%	45.4 / 46.3	3Pt Allowed/g 6.8 / 5.4
3FG %	34.4 / 38.2	Assists/g 10.9 / 13.4
3FG Def	31.0 / 29.7	Blocks/g 4.6 / 5.6
Rebounds	35.6 / 38.2	Reb. Margin +0.6 / +4.9

Individually, Rion Brown has improved his 3-point field goal shooting 27 percent and upped his points per game to 8.6 from 5.3. Improved stat lines from non-conference to ACC games:
Brown: FG: 31.5-48.4; 3FG: 13.2-40.0; FT: 60.0-72.7; 5.3-8.6 ppg
Kadji: 12.0 - 15.4 ppg; FG: 43.7-55.8; 3FG: 29.3-47.2.
Gamble: 5.8-7.5 ppg; 3.9-6.4 rpg; 1.1-2.8 bpg.

LARKIN A BOB COUSY AWARD FINALIST

Shane Larkin has been named a Bob Cousy Award finalist, listing the sophomore as one of the top 12 point guards in the nation. Larkin joins ACC peer Lorenzo Brown (NC State) and 2012-13 opponent Keith Appling (Michigan State) on the list.

FIRSTS IN MIAMI BASKETBALL HISTORY

Miami basketball has encountered many "firsts" under Coach L. 2012-13

- Ranked No. 3/4 - Miami's program high.
- Miami is the first team to beat Duke and UNC by 20+ points in the same season since Maryland in '74-75 season.
- Miami is the first team to beat Duke and UNC by 25+ points since the start of ACC play in 1953.
- Defeated a No. 1 team (Duke).
- Ranked No. 8, tying the school's highest AP rank, on Feb. 4.
- Defeated all three teams in The Triangle in the same season: UNC, Duke and NC State.
- Defeated three teams in the Top 20 since joining the ACC. The last time was in 1999-00.
- Won at NC State in Raleigh.
- Defeated Duke twice within 12 months.
- 10-0 start in conference play.
- Ranked in top-15 since joining the ACC.
- Topped school-best nine ACC victories, which was set last season.
- Three capacity crowds: vs. Duke, FSU and UNC.
- Students camped out for a game (Duke) more than four hours before tipoff. Then did it again for game vs. Florida State.

2011-12

- Most ACC wins since joining the conference (9).
- Tied for fourth in ACC, the highest ACC finish in school history.
- Notched Miami's first win at Cameron Indoor Stadium.

CANES DOMINANT AT HOME

With the Feb. 10 win over UNC, Miami improved to 11-0 at home this season. Each of the Hurricanes' past four home wins have been by at least 22 points: Duke +27, FSU +24, BC +22, UNC +26.

CANES IN THE TOP 10

WEEK	AP POLL	USA TODAY/ESPN (1997-2013)	UPI POLL (1960-97)
2/11/13	3rd (17 first place votes)	4th (5 first place)	
2/4/13	8th (1,132 pts)	11 (485 pts)	
3/1/60	8th (7 first place votes)		
2/24/60	9th (2 first place votes)		
3/1/99	9th (1230 pts)	10th (473 pts)	
3/8/99	10th (1089 pts)	12th (444 pts)	
2/10/60	10th		
2/16/60	10th (3 first place votes)		
1960 Final	10th		

CANES IN THE TOP 25 SINCE JOINING ACC (2004-05)

Week	AP	USA TODAY/ESPN
2007-08		
12/17/07	22 (274 pts)	22 (98 pts)
12/24/07	19 (443 pts)	19 (188 pts)
1/7/08	25 (85 pts)	RV (21pts-27)
1/14/08	21 (286 pts)	24 (84 pts)
2008-09		
Preseason	17 (570 pts)	16 (233 pts)
11/17/08	17 (591 pts)	16 (238 pts)
11/24/08	22 (272 pts)	21 (146 pts)
12/1/08	21 (309 pts)	22 (158 pts)
12/8/08	RV (63 pts-29th)	25 (69 pts)
2009-10		
1/11/10	23 (189 pts)	RV (8 pts-35th)
2012-13		
1/21/13	25 (93 pts)	RV (49 pts)
1/28/13	14 (894 pts)	15 (326 pts)
2/4/13	8 (1,132 pts)	11 (485 pts)
2/12/13	3 (17 first place votes)	4 (5 first place)

PLAYER TRENDS

RAPHAEL AKPEJIORI

- Played more than six minutes in five of six outings from Dec. 25-Jan. 16.
- Grabbed a rebound in all but six of his 14 appearances.

RION BROWN

- Improved stat line from non-conference to ACC games: FG: 31.5-48.4, 3FG: 13.2-40.0, FT: 60.0-72.7.
- Scored in double digits four times this year, including two straight games.
- Shot better than 43 percent from the field eight times, including 81.8 percent (9-11) at Georgia Tech.
- Hit multiple 3-pointers six times.
- Dished out an assist 14 times and started the season with six-straight games with a handout.

JULIAN GAMBLE

- Opened the season a perfect 4-4 from the field in his first game back from knee surgery.
- In the 16 games he has started, is averaging 8.2 points, 6.5 rebounds and 2.7 blocks in 23.0 minutes. In the other six games, Gamble posted 2.3 points, 1.7 rebounds and 0.3 blocks in 10.5 minutes.
- Recorded one double-double this season and missed his second with 11 points and nine rebounds against Indiana State.
- Scored in double digits four times.
- Made at least 40 percent of his shots from the field in 15 games.
- Grabbed at least five rebounds in 12 games and in 11 of the last 14 outings.
- Has more or equal offensive rebounds than defensive rebounds in seven games.
- Blocked a shot in 12 straight games and 16 total games. He has recorded multiple blocks 13 times and at least four blocks five times.
- One of six Hurricanes to pull down double-digit rebounds in a game (Larkin, Kadji, Johnson, Gamble, Scott, McKinney Jones).

TONYE JEKIRI

- Played at least six minutes in 16 of his 20 games.
- Hit a free throw against Florida Gulf Coast for his first career point. He also grabbed his first two rebounds that night.
- Recorded his first field goal at UCF.
- Pulled down a rebound in 15 games, including 10-straight appearances.

REGGIE JOHNSON

- Recorded four double-doubles in 13 games played this season.
- Scored in double digits five times, including 22 points in the season opener against Stetson.
- Grabbed at least nine rebounds in eight games.
- Dished out an assist in nine of 13 games.
- Blocked a shot in nine games, and recorded at least three blocked shots in three outings.
- One of six Hurricanes to pull down double-digit rebounds in a game (Larkin, Kadji, Johnson, Gamble, Scott, McKinney Jones).

KENNY KADJI

- Recorded four double-doubles this season and missed a double-double by either one or two rebounds in four outings.
- Scored in double digits in 13-straight games and in 19 games total.
- Shot better than 43 percent from the field in 13 outings, and better than 40 percent from distance nine times, including 3-of-3 vs. Charlotte.
- Hit multiple 3-pointers in nine games, and in six of last nine outings. He has hit a three in all but five games.
- Grabbed at least five rebounds in 17 games, including 14 of the last 17 outings. He has recorded more or equal offensive rebounds than defensive rebounds in five games.
- Dished out at least one assist 11 times.
- Blocked a shot in all but four games and in 10 of last 12 games. He has multiple blocks in nine games and at least three in three outings.
- One of six Hurricanes to pull down double-digit rebounds in a game (Larkin, Kadji, Johnson, Gamble, Scott, McKinney Jones).

SHANE LARKIN

- Has a steal in every game but the season opener and vs. UNC on Feb. 9, and has multiple steals in 13 games. Has three or more steals in eight games.
- Dished out three or more assists in 18 games, five or more 12 times and nine once. Has 19 assists in last three outings.
- Even as a 5-10 point guard, Shane Larkin has grabbed at least four rebounds in 13 games.
- Recorded a 3-pointer in all but two games and multiple threes in 13 games. Hit 5-of-10 threes at Virginia Tech and 5-of-8 vs. UNC (2/9).
- Shot 50 percent or better from the field in 12 games and at least 55 percent in five of last six outings.
- Has hit 18 threes in last six outings.

TREY MCKINNEY JONES

- Scored in double digits in 13 total games.
- Shot better than 45 percent from the field in nine games and better than 32 percent from distance in 13 outings.
- Hit multiple 3-pointers in 10 games.
- Leads the team with his 86.8 percent clip at the free throw line. He has been perfect from the line in 11 outings, topped with 7-of-7 at Hawai'i and 6-of-6 vs. Jacksonville.
- One of six Hurricanes to pull down double-digit rebounds in a game (Larkin, Kadji, Johnson, Gamble, Scott, McKinney Jones).
- Grabbed at least four rebounds in 10 outings.
- Dished out an assist in all but three games, multiple assists in 12 games and set a career high mark of seven against Maryland.

DURAND SCOTT

- Has scored 10 or more points in 77 of his last 92 games and his 1,483 career points are tops among active ACC players.
- Shot 50 percent or better from the field in 10 games.
- Has drained multiple 3-pointers in seven games.
- Hit multiple free throws in 12 games.
- At least three assists in 12 games and at least four in nine outings.
- Recorded multiple steals in 12 games.
- Started the season with eight of nine games scoring 15 points or more.
- One of six Hurricanes to pull down double-digit rebounds in a game (Larkin, Kadji, Johnson, Gamble, Scott, McKinney Jones).

ERIK SWOOPE

- Played at least five minutes in eight of his 16 games.
- Grabbed four rebounds three times this season and has pulled down at least one rebound in eight of 15 outings.
- Perfect 3-of-3 from the field against Jacksonville, scoring seven points in 16 minutes.
- Hit his only three-point attempt, which was at UCF.

CANES IN THE NCAA TOURNAMENT

Season	Coach	Overall	Conf.	Record
1959-60	Bruce Hale	23-4		0-1
1997-98	Leonard Hamilton	18-10	11-7	0-1
1998-99	Leonard Hamilton	23-7	15-3	1-1
1999-00	Leonard Hamilton	23-11	13-3	2-1
2001-02	Perry Clark	24-8	10-6	0-1
2007-08	Frank Haith	23-11	8-8	1-1

20-WIN SEASONS AT MIAMI

Season	Coach	Overall	Conf.	W-L	Postseason
1946-47	Hart Morris	20-7			
1959-60	Bruce Hale	23-4			NCAA
1960-61	Bruce Hale	20-7			NIT
1962-63	Bruce Hale	23-5			NIT
1963-64	Bruce Hale	20-7			NIT
1964-65	Bruce Hale	22-4			
1998-99	Leonard Hamilton	23-7	BIG EAST	15-3	NCAA
1999-00	Leonard Hamilton	23-11	BIG EAST	13-3	NCAA
2001-02	Perry Clark	24-8	BIG EAST	10-6	NCAA
2007-08	Frank Haith	23-11	ACC	8-8	NCAA
2009-10	Frank Haith	20-13	ACC	4-12	
2010-11	Frank Haith	21-15	ACC	6-10	NIT
2011-12	Jim Larrañaga	20-13	ACC	9-7	NIT

FIRSTS UNDER JIM LARRAÑAGA

First game: Nov. 11, 2011 vs. Tennessee Tech. W, 69-58.
 First starting lineup: Malcolm Grant, Durand Scott, Garrius Adams, Erik Swoope, Kenny Kadji.
 First opening tip: Miami – Kenny Kadji.
 First UM FG: 18:38, Durand Scott, 3-pointer.
 First lead: 18:38, 3-0.
 First halftime score: Tennessee Tech 32, Miami 27.
 First win: Nov. 11, 2011. Miami 69, Tennessee Tech 58.
 Attendance at first game: 3,600.
 First loss: Nov. 25, 2011 at Ole Miss, 64-61 (OT).
 First road win: Dec. 22, 2011 at Charlotte, 76-61.
 First ACC game: Jan. 7, 2012 at Virginia, L, 52-51.
 First ACC win: Jan. 18, 2012 vs. Clemson, 76-73.

JIM LARRAÑAGA = PROGRAM CHANGER

In Coach L's 14 Seasons at George Mason ...

- .626 winning percentage
- 13 straight winning seasons
- A Final Four appearance
- 5 trips to the NCAA tournament
- 9 postseason appearances
- First national ranking
- First appearance in Top 10
- First wins over Top 10 teams
- Winningest coach in league history

Seven Seasons before Coach L at GMU...

- .340 winning percentage
- 7 straight losing seasons
- 0 postseason appearances
- Worst team in the CAA

WEIGHT ROOM GAINS

UM has made great strides in the weight room since the arrival of Coach Jim Larrañaga and strength & conditioning coach Jim Krumpos. When Krumpos first arrived at Miami in the spring of 2011, the team bench pressed an average of 231 pounds. By the fall of 2011, that number jumped to 257 lbs, and in the fall of 2012, the Canes are benching 270. In the vertical jump, the players averaged 32.4 inches in the spring of 2011, 34.4 inches in the fall of 2011 and are now at 35 inches. The team also averages 270 lbs. in the front squat. Some impressive individual numbers include: Bishop Daniels gained six inches on his vertical jump; Kenny Kadji lost 20 pounds and gained strength; Erik Swoope benches 340 pounds.

MIAMI'S 2012-13 RECORD WHEN...

Record	Overall	ACC
All games	19-3	10-0
Home	11-0	5-0
Away	8-1	5-0
Neutral	0-2	

November	4-1	
December	4-2	
January	8-0	7-0
February	3-0	3-0
March		
April		

Vs. Top 10 opponents	1-1
Vs. Top 25 opponents	3-1
Vs. RV opponents	2-0
Vs. teams over .500 on game day	16-2
Vs. teams under .500 on game day	1-1
Vs. teams at .500 on game day	2-0
While UM is in the top 25	6-0
While UM is RV (only)	6-2
In overtime games	0-1

Leading at halftime	12-1
Trailing at halftime	6-2
Tied at halftime	1-0
Single overtime	0-1
Double overtime	--
Leading with 2:00 left in regulation	17-1
Trailing with 2:00 left in regulation	2-2
Tied with 2:00 left in regulation	--

UM shoots 50% or better from field	5-0
UM shoots 40-49% from field	13-0
UM shoots under 40% from field	1-3
Opp. shoots 50% or better from field	1-0
Opp. shoots 40-49% from field	6-2
Opp. shoots under 40% from field	11-1
UM shoots 70% or better from the line	7-0
UM shoots less than 70% from the line	12-3

UM has more 3-point FGs	11-1
UM has fewer 3-point FGs	8-2
3-point FGs are even	--

Four or more Canes in double figures	12-0
Three Canes score in double figures	6-2
Two or less Canes score in double figures	1-1

UM outrebounds opponent	14-1
Opp. outrebounds UM	5-2
Tied in rebounds	--
UM records 10 or more steals	3-1
UM records 15 or more assists	7-0
UM commits less than 15 turnovers	17-2
UM commits 15 or more turnovers	2-1
UM commits less turnovers than opp.	9-3
UM commits more turnovers than opp.	7-0
Tied in turnovers	3-0

UM scores 59 points or less	1-3
UM scores between 60-69 points	4-0
UM scores between 70-79 points	11-0
UM scores between 80-89 points	2-0
UM scores between 90-99 points	1-0
UM scores 100 or more points	--

Playing during the afternoon	5-1
Playing in the evening (5 p.m. or later)	14-2
Games decided by three points or less	2-1
Games decided by four to 10 points	5-0
Games decided by 11-20 points	6-2
Games decided by more than 20 points	6-0

MIAMI QUICK HITS

- Miami is the first team to go 10-0 in ACC play since Duke started 10-0 in 2007-08.
- The Canes have won four ACC games in which they trailed at the half.
- Coach L is 19-7 overall in ACC play at Miami, including 11-2 at home and 8-5 on the road. He is 1-1 in the ACC Tournament and 1-1 in the NIT. His head coaching career also includes a 14 years at George Mason (1997-2011), an 11-year stint at Bowling Green (1987-97) and two seasons at American International (1977-79).
- The Canes defense is holding opponents to less than 60 points per game (57.7) in ACC play. Overall, Miami has held 13 teams to less than 60 points this season, including eight of the last 12 opponents (UNC recorded 61, Duke scored 63 and VT notched 64). In Larrañaga's two-year tenure, UM has held 25 teams to less than 60 points.
- Miami has trailed in 14 of its 18 wins, including an 12-point deficit at Virginia Tech late in the first half.
- Miami has outscored its opponents 662-540 in the paint, topping out at 50 at NC State.
- Miami has made more 3-pointers than its opponent in 13 of 22 games this season. In 2011-12, UM tied or hit more from distance in 26 of 33 games.
- Miami has shot better than 45 percent from the floor in 25 halves this season and overall in 15 games.
- Only 14 opponents - three this season - have shot 45 percent or better from the floor against UM since Jim Larrañaga became the head coach.
- Miami has held 25 opponents (9 ACC) to less than 60 points since Larrañaga arrived.
- The Canes have held 34 opponents to less than 41 percent from the field under Coach L, including 16 of 22 this season. This season four opponents have not shot 31 percent, including No. 1 Duke.

MIAMI DURING THE CURRENT 11-GAME WINNING STREAK

- UM is currently riding an 11-game winning streak. *See the complete stat sheet on page 9 of the notes.*
- Miami's last 11-game winning streak was in 2007-08, when the Canes started the season 12-0. UM went on to a 23-11 record and an appearance in the NCAA tournament.
- The Canes have won five road games, all against ACC opponents.
- Miami has outrebounded eight of 11 opponents, posting a +5.1 margin. UM posted +12 against FSU and Boston College, and +8 against Duke.
- UM has trailed at the half in five games, including being down by six points vs. La Salle and at NC State, three at VT and by two points at UNC and BC.
- Miami has outshot its opponents 46.4 percent to 37.8 percent from the field.
- UM has made 2.8 more 3-pointers (8.3-5.5) per game.
- The Canes have posted 6.5 steals and 5.6 blocks per game, compared to 5.4 spg and 2.8 bpg by the opponents.
- Miami has outscored its opponents 435-334 in the second half.
- Three players are averaging at least 10 points and four Canes have at least 5.2 rebounds per night.
- Kenny Kadji leads the way with 15.3 points. Reggie Johnson has 7.2 rebounds in his six of 11 outings during the streak.

LARKIN ACC AND NATIONAL PLAYER OF THE WEEK

Sophomore Shane Larkin has earned Oscar Robertson National Player of the Week by the USBWA and ACC Player of the Week honors after leading the Canes to a pair of conference road wins against Virginia Tech and No. 19 NC State. The sophomore averaged 19.0 points, 4.0 assists, 4.0 steals, 3.0 rebounds and 1.0 blocks in 38.5 minutes per game for the No. 14/15 Miami Hurricanes. Larkin hit 60.9 percent (14-23) from the field and hit 7-15 (46.7%) from distance in his two outings.

SCOTT TIES CAREER STARTS RECORD

With a start at Florida State, Durand Scott would tie Miami's mark for career games started with Darious Rice, who has 113. *For a complete list of records Scott is chasing, go to page 6 of the notes.*

JULIAN GAMBLE ON THE ROAD

Julian Gamble averages 3.0 more points and 1.2 more rebounds per game in road ACC games than home league outings. On the road, Gamble hits 61.3 percent from the field, compared to 50.0 percent at home and has hit 7-8 (.875) from the FT line on the road compared to 2-11 (.182) at home.

MIAMI'S LARGEST IN 2012-13

Lead	34 vs. Duke, 1/23
Deficit	26 vs. Arizona, 12/23
Margin of Victory	31 vs. Charlotte, 12/14
Margin of Defeat	19 vs. Arizona, 12/23
Halftime Lead	23 vs. Duke, 1/23
Halftime Deficit	12 vs. Arizona, 12/23
Deficit in Win	12 at Virginia Tech, 1/30
Halftime Deficit in Win	6 vs. La Salle, 1/2
Lead in Loss	10 at FGCU, 11/13
Halftime Lead in Loss	2, vs. Indiana State, 12/25

DOUBLE-DOUBLES in 2012-13

Julian Gamble			
12/22/12	vs. Hawai'i	16 p	13 r
Reggie Johnson			
11/09/12	vs. Stetson	22 p	11 r
11/28/12	vs. Michigan St.	10 p	11 r
12/01/12	at UMass	19 p	13 r
12/18/12	at UCF	16 p	13 r
Kenny Kadji			
11/09/12	vs. Stetson	12 p	12 r
11/24/12	vs. Detroit	14 p	11 r
01/02/13	vs. La Salle	14 p	11 r
01/05/13	at Georgia Tech	11 p	14 r
Shane Larkin			
1/23/13	vs. Duke	18 p	10 r
Durand Scott			
12/14/12	vs. Charlotte	16 p	12 r

20-POINT GAMES IN 2012-13

27	Shane Larkin	11/16/12	vs. Jacksonville
25	Shane Larkin	1/30/13	at Virginia Tech
25	Durand Scott	01/23/13	vs. Duke
22	Kenny Kadji	01/23/13	vs. Duke
22	Reggie Johnson	11/09/12	vs. Stetson
22	Rion Brown	02/05/13	vs. Boston College
22	Rion Brown	01/05/13	at Georgia Tech
20	Durand Scott	12/22/12	at Hawai'i

AT THE BANKUNITED CENTER (BUC)

Year	Season	Cumulative
2002-03*	4-5	
2003-04	10-8	14-13
2004-05	11-5	25-18
2005-06	11-5	36-23
2006-07	8-7	44-30
2007-08	14-2	58-32
2008-09	12-4	70-36
2009-10	12-4	82-40
2010-11	13-4	95-44
2011-12	12-3	107-47
2012-13	11-0	118-47

*Opening Day at the BankUnited Center
Jan. 4, 2003 vs. North Carolina, W,OT 64-61

LED (TIED) THE TEAM IN....

	Points	Rebounds	Assists	Steals	Blocks
Akpejori	-	-	-	(1)	-
Daniels	-	-	-	1 (1)	-
Brown	2	1	-	(1)	(1)
Gamble	-	2 (2)	-	(1)	7 (4)
Jekiri	-	-	-	-	1
Johnson	2	7	-	(1)	3 (1)
Kadji	5	4 (3)	-	1 (1)	5 (5)
Larkin	4 (2)	2 (1)	14 (3)	5 (9)	-
McKinney Jones	2	1	2	2 (2)	-
Scott	5 (2)	1 (2)	3 (2)	3 (5)	-
Swoope	-	-	-	-	(1)

MBB INKS BURNETT AND REED TO NLI

Jim Larrañaga has announced the signing of Deandre Burnett and Davon Reed to National Letters of Intent, on Nov. 20.

Burnett is a 2012 Parade All-American, one of only two players from the state of Florida and one of five Atlantic Coast Conference recruits to earn the honor. Originally from Florida, Burnett is currently attending Massanutten Military Academy (Va.).

At 6-1, 190 pounds, the shooting guard averaged 36.2 points, six rebounds and four assists per game as a senior at Carol City High School in Miami Gardens, Fla. The fourth leading scorer in the nation notched 45 points three times in his final prep season, earning first team Miami-Dade County honors as a junior while leading the Chiefs to an 18-4 record. He has averaged more than 20 points per game since his sophomore campaign.

Burnett played AAU ball for Team U and is touted for his ability to attack the basket in transition, score through contact and pressure the ball full court.

Burnett chose Miami over offers from Virginia, Mississippi, South Carolina, La Salle, FAU, Georgia Southern, FIU and Stetson. He is Larrañaga's third signee from the state of Florida, joining current Hurricanes sophomore Shane Larkin (Dr. Phillips) and freshman Tonye Jekiri (Champagnat).

Reed, a native of Princeton, N.J., is a four-star swingman listed as a Top 100 player (No. 97) by Rivals.com and No. 78 in the Class of 2013 by ESPN. He is the third-best talent in New Jersey and 18th best nationally at the shooting guard position, according to ESPN.com and Rivals ranks him as 24th among shooting guards.

He is a 6-6, 195-pound guard who averaged 27 points and nine rebounds per game for Princeton Day School (N.J.) last season. He enters his senior season with 1,473 points in 78 career games, an 18.9 ppg clip.

He is a multidimensional, athletic player who can handle the ball, has a solid shot and can defend the perimeter. He can play the 2 or the 3, and can defend the 1, 2 or 3 positions.

This summer, Reed participated in the Kevin Durant Skills Academy and played the AAU circuit with Team Final from New Jersey.

Reed chose Miami over offers from Wake Forest, Cincinnati, Xavier and Memphis, among others.

ACC COACHES TELECONFERENCE

The 12 ACC head basketball coaches will be featured on nine Monday teleconferences during the 2012-13 season. The season's first teleconference will take place on Jan. 7, 2013, and continue through March 11. Each coach will have 10 minutes to make an opening statement and answer questions. There will be an instant replay of each teleconference on the Conference's internet site TheACC.com each Monday afternoon.

Jeff Bzdelik, Wake Forest	10:30
James Johnson, Virginia Tech	10:40
Tony Bennett, Virginia	10:50
Mark Gottfried, NC State	11:00
Roy Williams, North Carolina	11:10
Jim Larrañaga, Miami	11:20
Mark Turgeon, Maryland	11:30
Brian Gregory, Georgia Tech	11:40
Leonard Hamilton, Florida State	11:50
Mike Krzyzewski, Duke	12:00
Brad Brownell, Clemson	12:10
Steve Donahue, Boston College	12:20
Media Phone Number:	913-312-0641

DRAINING FROM DISTANCE

The Hurricanes made 15 three pointers and shot 57.7 percent from distance against UNC. Miami tied the school record for 3-point field goals made in a game, matching the 2010 outing vs. South Carolina State & a 1993 game against vs. Georgetown.

MIAMI DEFEATS THE NORTH CAROLINA TRIANGLE

For the first time in history, Miami has defeated all three teams in The Triangle - North Carolina, Duke and North Carolina State - in the same season. In 2008, Miami downed both Duke and NC State, but couldn't topple UNC. The Canes have defeated the three teams (4x) by a total of 63 points, this season. In Miami's nine previous wins over teams in The Triangle, the Canes outscored those teams by a total of 58 points.

Opponent	Date	UM	Score	Location
Duke	12/21/62	W	71-69	H
UNC	1/4/03	W	64-61 (OT)	H
NC ST	1/9/05	W	67-66	H
UNC	1/14/06	W	81-70	A
NC ST	2/10/07	W	80-65	H
Duke	2/20/08	W	96-95	H
NC ST	3/13/08	W	63-50	N
NC ST	3/7/09	W	72-64	H
Duke	2/5/12	W	78-74 (OT)	A
UNC	1/10/13	W	68-59	A
Duke	1/23/13	W	90-63	H
NC ST	2/2/13	W	79-78	A
UNC	2/9/13	W	87-61	H

GAME RECAP: MIAMI VS. UNC

Starters for Miami: Shane Larkin, Durand Scott, Trey McKinney Jones, Kenny Kadji and Julian Gamble ... Miami improved to 10-0 in conference play, and is the only team in the nation of the power six conferences (ACC, Big 12, Big Ten, Big East, Pac 12 and SEC) still undefeated in conference play ... The Hurricanes set a school record for ACC victories in a season with 10 ... Miami is the first team to beat Duke and UNC by 20 plus points in the same season since Maryland in '74-'75 season ... Miami is the first team to beat Duke and UNC by 25 points since the start of ACC play in 1953 ... Miami improved to 11-0 at home, each of the Hurricanes past four wins have been by at least 22 points - Duke +27, FSU +24, BC +22, UNC +26 ... The Hurricanes had a sold out crowd of 7,972 in attendance at the Bank United Center for the third game this year ... Miami held UNC, who shoots an average of 44.8 percent from the field, to 36.7 percent from the field at the half, and 38.5 percent shooting for the game ... The Hurricanes made 15 three pointers and shot 57.7 percent from distance for the game. Miami tied a school record for 3-point field goals made in a game with 15 ... The last time the Hurricanes recorded that many was 2010 vs. South Carolina State & 1993 vs. Georgetown ... The Hurricanes, who shot 54.4 percent from the field, improve to 5-0 when shooting 50 percent or better from the field. Shane Larkin recorded a season high nine assists. His previous high was six vs. Florida State on Jan. 27, 2013 ... Shane Larkin (18), Durand Scott (17), Kenny Kadji (17) and Rion Brown (11) all scored in double digits. The Canes are now 12-0 when four Canes score in double digits.

JOHNSON NEARING 1,000 POINTS

Reggie Johnson has totaled 991 career points in four seasons for the Canes. With nine more points, he will be the 34th Canes to top the 1,000 point plateau, joining teammate Durand Scott on the list. Johnson is averaging 9.7 points and 8.8 rebounds this season.

CANES IN THE PROS

DeQuan Jones	Orlando Magic
James Jones	Miami Heat
John Salmons	Sacramento Kings
Jack McClinton	Fort Wayne Mad Ants (D-League)
Adrian Thomas	Bakersfield Jam (D-League)
Brian Asbury	Cajasol Banca Civica Sevilla (Spain)
Malcolm Grant	Wollongong Hawks (Australia)
Lance Hurdle	Wollongong Hawks (Australia)
Anthony King	Artland Dragons (Germany)

2012-13 Record Chasers**REBOUNDS, CAREER**

1. Rick Barry, 1962-65	1,274
2. Willie Allen, 1968-71	916
3. Harry Manushaw, 1958-61	914
7. Anthony King, 2003-08	824
8. Edwin Morris, 1955-58	787
9. Reggie Johnson, 2009-p	774

BLOCKED SHOTS, CAREER

1. Constantin Popa, 1991-95	263
2. Tim James, 1995-99	224
3. Anthony King, 2003-08	219
7. Elton Tyler, 1997-2000, 2001-02	114
8. Julian Gamble, 2009-p	110
9. Reggie Johnson, 2009-p	109

POINTS SCORED (FG-FT), CAREER

1. Rick Barry, 1962-65 (816-666)	2,298
2. Eric Brown, 1985-89 (805-633)	2,270
9. Dick Hickox, 1958-61 (560-409)	1,529
10. Johnny Hemsley, 1996-00 (530-164)	1,497
11. Durand Scott, 2009-p	1,483

ASSISTS, CAREER

1. Vernon Jennings, 1996-00	520
2. Kevin Norris, 1994-98	493
3. John Salmons, 1998-02	429
4. Kevin Presto, 1985-98	412
5. Thomas Hocker, 1987-90	384
6. Durand Scott, 2009-p	375

GAMES STARTED, CAREER

1. Darius Rice, 2000-04	113
2. Durand Scott, 2009-p	112

STEALS, CAREER

1. Kevin Norris, 1994-98	208
2. Vernon Jennings, 1996-00	199
3. John Salmons, 1998-02	192
7. Kevin Presto, 1985-89	154
8. Durand Scott, 2009-p	149

STARTERS BY GAME

SU	Larkin	Brown	McKinney Jones	Kadji	Johnson
FGCU	Larkin	Brown	McKinney Jones	Kadji	Johnson
JU	Larkin	Brown	McKinney Jones	Kadji	Gamble
Detroit	Larkin	Scott	McKinney Jones	Kadji	Gamble
MSU	Larkin	Scott	McKinney Jones	Kadji	Johnson
UMass	Larkin	Scott	McKinney Jones	Kadji	Johnson
Charlotte	Larkin	Scott	McKinney Jones	Kadji	Johnson
UCF	Larkin	Scott	McKinney Jones	Kadji	Johnson
Hawaii	Larkin	Scott	Brown	Kadji	Gamble
Arizona	Larkin	Scott	Brown	Kadji	Gamble
Ind. St.	Larkin	Scott	McKinney Jones	Kadji	Gamble
LaSalle	Larkin	Scott	McKinney Jones	Kadji	Gamble
Ga. Tech	Larkin	Scott	McKinney Jones	Kadji	Gamble
UNC	Larkin	Scott	McKinney Jones	Kadji	Gamble
MD	Larkin	Scott	McKinney Jones	Kadji	Gamble
BC	Larkin	Scott	McKinney Jones	Kadji	Gamble
Duke	Larkin	Scott	McKinney Jones	Kadji	Gamble
FSU	Larkin	Scott	McKinney Jones	Kadji	Gamble
VT	Larkin	Scott	McKinney Jones	Kadji	Gamble
NC State	Larkin	Scott	McKinney Jones	Kadji	Gamble
BC	Larkin	Scott	McKinney Jones	Kadji	Gamble
UNC	Larkin	Scott	McKinney Jones	Kadji	Gamble

RECORD BY STARTING LINEUP

Larkin, Scott, McKinney Jones, Kadji, Gamble	12-1
Larkin, Scott, McKinney Jones, Kadji, Johnson	4-0
Larkin, Brown, McKinney Jones, Kadji, Johnson	1-1
Larkin, Brown, McKinney Jones, Kadji, Gamble	1-0
Larkin, Scott, Brown, Kadji, Gamble	1-1

MIAMI VS. THE ACC IN THE COACH L ERA

After defeating NC State on Feb. 2, Miami has defeated all but one ACC opponent at least once in the Coach L era, still playing for a win against Virginia. Miami plays UVA Feb. 19 in Coral Gables. UM lost once on the road to Virginia last season.

In his first season at UM, Coach Larrañaga and the Canes defeated eight of their 11 ACC opponents at least once. Coach L added two more teams this season, downing both UNC and NC State on their home courts. Last season Miami beat Boston College in both meetings, and downed five teams in their sole matchup - Clemson, Duke, Virginia Tech, Georgia Tech and Wake Forest. UM split games with Maryland and Florida State, but lost to North Carolina (twice), NC State (twice) and Virginia.

MIAMI IN THE ACC RANKINGS

Team		Individual
Scoring Margin	1 +13.9	Scoring 12 Durand Scott
FG Percentage	1 .463	14 Kenny Kadji
FG Percentage Def.	1 .379	17 Shane Larkin
Blocked Shots	1 5.6	Rebounds 11 Kenny Kadji
3-Point FG Made	1 8.3	20 Julian Gamble
Scoring Defense	2 57.7	FG% 6 Kenny Kadji
Rebound Margin	2 +4.9	Assists 4 Shane Larkin
Steals	T2 6.6	Steals 1 Shane Larkin
Scoring Offense	3 71.6	3 Durand Scott
3FG Percentage Def.	3 .297	Blocks 4 Julian Gamble

CANES NUMBERS AGAINST RANKED TEAMS

In four games against ranked teams, Miami is 3-1 with wins over No. 13/14 Michigan State, No. 1 Duke and at No. 19 NC State, and a loss in Honolulu to No. 4/5 Arizona. *See the complete stat sheet on page 9 of the notes.*

In those four games, Durand Scott is averaging 18.3 points, 4.5 rebounds and 2.3 assists per game while shooting 55.6 percent from the floor and 41.7 percent from distance. Kenny Kadji has 14.5 points, 4.5 rebounds and 1.0 blocks while shooting 59.5 percent from the field. Shane Larkin is averaging 14.0 points, 4.0 rebounds, 3.8 assists and 4.0 steals while shooting 52.4 percent from the field and 42.9 from distance. Reggie Johnson has 9.0 points and 8.0 rebounds in his three games (MSU, Duke and NC State).

LARKIN IN THE AIR

At 5-11, sophomore point guard Shane Larkin grabbed 19 rebounds in two games with 10 against No. 1 Duke and nine vs. Florida State. He has pulled down at least four rebounds in nine of the last 12 games and 14 times this season.

Larkin also took flight offensively in the game against Duke, throwing down his first dunk of the season. Against Virginia Tech, Larkin blocked a pair of shots within six seconds of one another.

LARKIN IMPROVES IN YEAR TWO

Sophomore Shane Larkin has drastically improved his stat line in his second year with the Canes, averaging 13.0 ppg, 4.3 assists, 4.2 rpg and 2.2 steals through 22 games. In those 22 games, Larkin has already surpassed last season's 33-game totals of 32 3-point field goals, 81 assists and is two short of his 50 total steals.

Category	2011-12 (33g)	'12-13 (22g)
Points	7.4	13.0
FG Percent	36.0	47.7
3-Point Field Goals	32	43
Assists	81	95
Steals	50	48
Rebounds	2.5	4.2
Minutes	25.6	36.0

UNDEFEATED IN JANUARY

Miami was a perfect 8-0 in January, posting a 7-0 ACC record. The last time UM was undefeated for an entire month was November 2009, when Miami was 7-0 in non-conference play. In conference action, Miami was 8-0 in February 1999.

HOLDING OPPONENTS TO LESS THAN 50 PERCENT

Miami has allowed only one opponent to shoot better than 50.0 percent from the field this season - NC State hit 53.8 percent of its shots. Florida Gulf Coast hit 25-51 for the second-highest mark of 49.0 percent. Miami has hit more than half of their shots five times, including 59.0 percent vs. Jacksonville and 56.9 percent vs. No. 1 Duke.

TEAM EFFORT FROM THE CANES

Through 22 games, six players have led (or tied) for team highs in scoring, seven in rebounds, three in assists, eight in steals and six in blocks. *See page 5 of the notes for a complete listing.*

GAMBLE STEPS UP IN ABSENCE OF JOHNSON

Julian Gamble moved into the starting lineup in the absence of Reggie Johnson and took full advantage of the opportunity. In nine games without Johnson, Gamble more than doubled his point production and increased his rebounds from less than two per game to 7.6 each night.

A year ago, Gamble didn't know if he'd be granted a sixth year of eligibility with the Canes. In his senior campaign, the native of Durham is posting career numbers, topping his junior year stats.

	First 8 games	Without Reggie	Junior Year
Minutes	13.0	27.0	15.2
Points	4.3	8.9	4.0
Rebounds	1.8	7.5	3.4
Blocks	0.6	2.3	0.8

WHO SCORED FIRST?

Miami is 7-0 when Kenny Kadji is the first Cane to score, and 5-0 when Durand Scott scores Miami's first points in the game. UM is 2-0 after Rion Brown or Shane Larkin score first, 1-1 with Trey McKinney Jones and 2-2 with Julian Gamble.

UM'S OFFENSIVE OUTPUT

Three players - Durand Scott, Kenny Kadji and Shane Larkin - are averaging double-digit points this season, while Reggie Johnson is at 9.7 and Trey McKinney Jones is at 9.5 ppg. When three or more Canes score in double digits, Miami is 17-2. UM is a perfect 12-0 when four or more Hurricanes have scored in double digits.

LARKIN'S STAT LINE AGAINST NO. 1 DUKE

Shane Larkin notched his first career double-double with 18 points (8-of-14) and 10 rebounds. He added five assists and a steal in 36 minutes. Larkin is the first player with 18+ pts, 10+ reb, 5+ ast in win vs. No. 1 team since Dwyane Wade in 2003 regional final vs. Kentucky.

UM Communications

Assoc. AD for Communications Chris Freet

c.freet@miami.edu

MBB Contact Amy Woodruff

Assistant Director of Communications

Work/Cell (305) 284-3241 / (813) 410-1194

Email a.woodruff@miami.edu

Website www.HurricaneSports.com

2012-13 UM Quick Facts

Location	Coral Gables, Fla.
Stadium	BankUnited Center
Press Row	305-284-2111
Capacity	7,200
Enrollment	15,524
Founded	1925
Colors	Orange, Green, White
Nickname	Hurricanes
Mascot	Sebastian the Ibis
Conference	Atlantic Coast
President	Dr. Donna E. Shalala
Interim Director of Athletics	Blake James
Address	5821 San Amaro Drive Coral Gables, Fla. 33146

2011-12 Overall Record 20-13

Home/Away/Neutral 14-4/5-8/1-1

2011-12 ACC Record 9-7

2011-12 ACC Finish T-4

Starters Returning / Lost 4/1

Lettermen Returning / Lost 10/2

Head Coach Jim Larrañaga

Alma Mater Providence, 1971

Record at UM 39-16 / second season

Overall Record 509-350 / 29th season

STAFF

Eric Konkol Wisconsin-Eau Claire, '00

Michael Huger Bowling Green, '94

Chris Caputo Westfield (Mass.) State, '02

Director of Operations Mike Summey

Assoc. Director of Operations Jaime Vathielil

Athletic Trainer Wes Brown

Strength & Conditioning Coach Jim Krumpus

HISTORY

First Season of Basketball 1926

Overall All-Time Record 907-684

Year UM Joined ACC 2004-05

NCAA Appearances Six

1960, 1998, 1999, 2000, 2002, 2008

Last NCAA Appearance L, 75-72

Second Round vs. Texas, 2008

NIT Appearances 10

1961, 1963, 1964, 1995, 1997,

2001, 2005, 2006, 2009, 2011

Last NIT Appearance L, 79-64

Quarterfinals vs. Alabama, 2011

COACH L COACHING TREE

Jamie Angeli - assistant - Stetson women

Joe Barer - head coach in high school

Scott Cherry - head coach - High Point

Bill Courtney - head coach - Cornell

Kent Dernbach - assistant - University of Wisconsin Stephens Point

Brian Ellerbe - former head coach - Michigan. Now assistant - DePaul

Jerry Francis - former head coach - Prairie View. Now head coach - high school

Mike Gillian - head coach - Longwood

Stan Heath - head coach - University of South Florida

Marc Iavaroni - former head coach - Memphis Grizzlies. Now assistant - LA Clippers

James Johnson - head coach - Va. Tech

Derek Kellogg - head coach - UMass

Scott Lombardi - assistant - George Mason

Steve Merfeld - former head coach - Evansville. Now assistant - Creighton

Keith Nofitz - former assistant - Central Michigan. Now head coach - high school

Jeff Schneider - former head coach - Cal Poly San Luis Obispo

Anthony Solomon - former head coach - St. Bonaventure. Now assistant - Notre Dame

Ricky Stokes - former head coach - Va. Tech

Jeff Westlund - assistant - Bethel

Ricky Yahn - assistant - Longwood

COMMUNICATIONS POLICIES

All interview requests for assistant coaches or athletics department staff members must also be approved and cleared by the UM Communications office and/or basketball contact Amy Woodruff. Credential requests are taken via e-mail to Amy Woodruff (A.Woodruff@miami.edu). Any misuse of credentials will result in removal from the BankUnited Center and the permanent voiding of the credential. The UM locker room is closed at all times. For home games, Coach Larrañaga and a handful of Hurricane players will report to the media room for interviews following the opposing team's postgame press conference.

MIAMI IN NCAA STATS *As of Feb. 13*

Category	Rank	Actual	National Leader	Actual
Won-Lost Percentage (345 ranked)	10	86.4	Gonzaga	92.0
Final Points (345 ranked)	217	1549.0	Iona	2064.0
Scoring Offense (345 ranked)	104	70.4	Northwestern St.	84.3
Scoring Defense (345 ranked)	29	59.0	Stephen F. Austin	49.7
Scoring Margin (345 ranked)	31	11.4	Florida	21.5
Field-Goal Percentage (345 ranked)	64	45.8	Creighton	51.0
Field-Goal Percentage Defense (345 ranked)	15	37.8	Kansas	36.0
Three-Point Field Goals Per Game (345 ranked)	88	7.0	Charleston So.	9.6
Three-Point Field-Goal Percentage (345 ranked)	73	36.4	Creighton	43.2
Three Pt FG Defense (345 ranked)	44	30.5	Texas	25.6
Free-Throw Percentage (345 ranked)	258	66.2	Davidson	81.0
Rebound Margin (345 ranked)	107	2.5	Colorado St.	13.8
Assists Per Game (345 ranked)	229	12.0	Ohio	18.7
Assist Turnover Ratio (345 ranked)	82	1.1	Notre Dame	1.67
Blocked Shots Per Game (345 ranked)	31	5.0	Kentucky	7.7
Steals Per Game (345 ranked)	166	7.0	VCU	12.0
Final Opp Points (345 ranked)	333	1298.0	Longwood	2032.0
Turnovers Per Game (345 ranked)	12	10.9	Cal Poly	9.3
Turnover Margin (345 ranked)	90	1.7	VCU	8.0
Personal Fouls Per Game (345 ranked)	5	13.8	Michigan	12.0

HURRICANES IN NCAA STATS *As of Feb. 13*

Category	Player	Rank	Actual	National Leader	Actual
Field-Goal Percentage (250 ranked)	Kenny Kadji	87	49.3	Taylor Smith, SFAust	70.4
	Durand Scott	119	47.8		
3-Point Field Goals Per Game (250 ranked)	Shane Larkin	215	1.95	Travis Bader, Oaklnd	4.38
Rebounds Per Game (250 ranked)	Kenny Kadji	216	6.8	O.D. Anosike, Siena	11.9
Assists Per Game (250 ranked)	Shane Larkin	112	4.3	Michael Carter-Williams, Syr.	8.5
Blocked Shots Per Game (250 ranked)	Julian Gamble	73	1.86	Nerlens Noel, Ky	4.48
	Kenny Kadji	140	1.41		
Steals Per Game (250 ranked)	Shane Larkin	32	2.18	Anthony Hickey, LSU	3.37
	Durand Scott	112	1.79		
Assist Turnover Ratio (250 ranked)	Shane Larkin	91	2.02	Larry Drew II, UCLA	4.4
	Durand Scott	191	1.58		
Double Doubles (250 ranked)	Kenny Kadji	152	4.0	2 Players	17.0

UNIVERSITY OF MIAMI**Academic Prestige**

- No. 1 University in the state of Florida: Ranked No. 44 in Nation by US News & World Report
- Miami ranks No. 17 among BCS schools by US News & World Report
- UM, Northwestern and Duke are the only three BCS schools to record an APR score of 980 or better in football, men's basketball and baseball.
- University of Miami student-athletes have recorded a Graduation Success Rate (GSR) of 93 percent, the highest mark ever achieved for the school's athletics department. Miami basketball scored a 980 academic progress rate (APR), ranking in the 80-90th percentile nationally among men's basketball teams.

Graduation Rates

- Miami basketball has graduated 27 of 28 players over the last eight years
- 25 of 25 of Coach L's players have graduated since 2006

Small, Private School Environment

- 75% of UM classes have 25 or fewer students; 50% of classes have 15 or fewer students
- 11:1 student-to-faculty ratio
- Less than 10,000 undergraduate students enrolled

Diversity

- Miami ranks fifth among BCS schools in diversity (behind Cal, Stanford, UCLA, and USC) – 49% of UM students are minorities.

- Miami is rated No. 3 in race and class interaction by Princeton Review

Competitive Admissions

- 2,000 incoming freshmen out of a pool of 27,700 applications received
- 50% of new freshmen graduated in the top 5% of their class
- Average weighted GPA is 4.2

TOP SEVEN CANES VS. FLORIDA STATE

Rion Brown	Min	Avg	FG	FGA	Pct	3FG	3FGA	3Pct	FT	FTA	Pct	Off	Def	Tot	Avg	PF	FO	Ast	TO	Blk	Stl	Pts	Avg	
2010-11	2	0	29	14.5	1	11	.091	1	7	.143	0	0	.000	2	6	8	4.0	2	0	1	2	0	3	1.5
2011-12	3	1	60	20.0	10	22	.455	6	14	.429	1	1	1.000	1	9	10	3.3	4	0	0	1	0	27	9.0
2012-13	1	0	18	18.0	3	4	.750	2	3	.667	0	0	.000	0	2	2	2.0	1	0	2	0	0	8	8.0
TOTAL	6	1	107	17.8	14	37	.378	9	24	.375	1	1	1.000	3	17	20	3.3	7	0	3	3	0	38	6.3

Julian Gamble	Min	Avg	FG	FGA	Pct	3FG	3FGA	3Pct	FT	FTA	Pct	Off	Def	Tot	Avg	PF	FO	Ast	TO	Blk	Stl	Pts	Avg	
02/18/09	1	0	7		2	.000	0	0	.000	1	2	.500	1	1	2	2.9	0	0	1	0	0	0	1	
2009-10	2	2	46	23.0	5	10	.500	0	0	.000	4	6	.667	3	1	4	2.0	7	1	1	4	1	14	7.0
2010-11	2	1	30	15.0	1	4	.250	0	0	.000	1	3	.333	2	2	4	2.0	5	0	0	1	2	3	1.5
2012-13	1	1	22	22.0	3	6	.500	0	0	.000	1	3	.333	3	3	6	6.0	2	0	1	0	4	7	7.0
TOTAL	6	4	105	17.5	9	22	.410	0	0	.000	7	14	.500	9	7	16	2.7	14	1	3	5	7	25	4.2

Reggie Johnson	Min	Avg	FG	FGA	Pct	3FG	3FGA	3Pct	FT	FTA	Pct	Off	Def	Tot	Avg	PF	FO	Ast	TO	Blk	Stl	Pts	Avg		
2009-10	2	0	32	16.0	3	3	1.000	0	0	.000	8	9	.889	1	2	3	1.5	3	0	0	0	4	1	14	7.0
2010-11	2	1	53	26.5	10	17	.588	0	0	.000	4	6	.667	10	11	21	10.5	9	1	0	5	4	0	24	12.0
2011-12	2	2	50	25.0	4	9	.444	0	2	.000	1	2	.500	7	9	16	8.0	6	0	3	4	2	1	9	4.5
2012-13	1	0	22	22.0	1	8	.125	0	1	.000	3	4	.750	3	3	6	6.0	2	0	1	1	2	1	5	5.0
TOTAL	7	3	157	22.4	18	37	.486	0	3	.000	16	21	.762	21	25	46	6.6	20	1	4	10	12	3	52	7.4

Trey McKinney Jones	Min	Avg	FG	FGA	Pct	3FG	3FGA	3Pct	FT	FTA	Pct	Off	Def	Tot	Avg	PF	FO	Ast	TO	Blk	Stl	Pts	Avg		
2011-12	3	0	64	21.3	9	16	.563	3	8	.375	1	3	.333	1	10	11	3.7	8	0	2	5	0	0	22	7.3
2012-13	1	1	36	36.0	6	14	.429	3	8	.375	0	0	.000	0	2	2	2.0	1	0	2	0	0	0	15	15.0
TOTAL	4	1	100	25.0	15	30	.500	6	16	.375	1	3	.333	1	12	13	3.3	9	0	4	5	0	0	37	9.3

Kenny Kadji	Min	Avg	FG	FGA	Pct	3FG	3FGA	3Pct	FT	FTA	Pct	Off	Def	Tot	Avg	PF	FO	Ast	TO	Blk	Stl	Pts	Avg		
2011-12	3	3	101	33.7	11	22	.500	3	9	.333	9	13	.692	2	10	12	4.0	12	1	2	10	7	4	34	11.3
2012-13	1	1	18	18.0	5	9	.556	0	1	.000	1	1	1.000	1	2	3	3.0	3	0	1	1	0	0	11	11.0
TOTAL	4	4	119	29.8	16	31	.516	3	10	.300	10	14	.714	3	12	15	3.8	15	1	3	11	7	4	45	11.3

Shane Larkin	Min	Avg	FG	FGA	Pct	3FG	3FGA	3Pct	FT	FTA	Pct	Off	Def	Tot	Avg	PF	FO	Ast	TO	Blk	Stl	Pts	Avg		
2011-12	3	3	99	33.0	9	29	.310	3	9	.333	13	15	.867	7	8	15	5.0	5	0	9	6	0	2	34	11.3
2012-13	1	1	34	34.0	2	9	.222	2	6	.333	2	3	.667	0	9	9	9.0	1	0	6	3	0	1	8	8.0
TOTAL	4	4	133	33.2	11	38	.289	5	15	.333	15	18	.833	7	17	24	6.0	6	0	15	9	0	3	42	10.5

Durand Scott	Min	Avg	FG	FGA	Pct	3FG	3FGA	3Pct	FT	FTA	Pct	Off	Def	Tot	Avg	PF	FO	Ast	TO	Blk	Stl	Pts	Avg		
2009-10	2	2	59	29.5	7	15	.467	0	3	.000	9	12	.750	1	4	5	2.5	6	0	3	4	0	1	23	11.5
2010-11	2	2	64	32.0	5	20	.250	0	5	.000	4	4	1.000	0	8	8	4.0	8	1	3	9	0	3	14	7.0
2011-12	2	2	61	30.5	11	23	.478	1	5	.200	6	10	.600	4	8	12	6.0	5	0	5	4	0	3	29	14.5
2012-13	1	1	26	26.0	4	7	.571	1	2	.500	2	2	1.000	0	2	2	2.0	4	0	4	1	0	0	11	11.0
TOTAL	7	7	210	30.0	27	65	.415	2	15	.133	21	28	.750	5	22	27	3.9	23	1	15	18	0	7	77	11.0

LAST 5 GAMES

##	Player	gp-gs	min	avg	fg-fga	fg%	3fg-fga	3fg%	ft-fa	ft%	off	def	tot	avg	pf	dq	a	to	blk	stl	pts	avg
35	Kenny Kadji	5-5	124	24.8	28-48	.583	7-14	.500	12-15	.800	7	19	26	5.2	13	0	3	9	3	0	75	15.0
00	Shane Larkin	5-5	177	35.4	26-48	.542	16-32	.500	6-12	.500	0	22	22	4.4	6	0	28	11	2	10	74	14.8
01	Durand Scott	5-5	169	33.8	23-50	.460	5-15	.333	11-15	.733	4	14	18	3.6	11	0	17	7	0	7	62	12.4
15	Rion Brown	5-0	99	19.8	15-28	.536	10-21	.476	6-9	.667	5	3	8	1.6	5	0	6	1	0	2	46	9.2
04	Trey McKinney Jones	5-5	147	29.4	15-45	.333	8-28	.286	4-4	1.000	0	8	8	1.6	3	0	9	2	0	3	42	8.4
42	Reggie Johnson	5-0	110	22.0	13-37	.351	0-4	.000	10-14	.714	12	26	38	7.6	10	0	4	11	6	2	36	7.2
45	Julian Gamble	5-5	106	21.2	15-25	.600	0-0	.000	5-7	.714	14	13	27	5.4	9	0	3	2	14	3	35	7.0
23	Tonye Jekiri	5-0	43	8.6	5-7	.714	0-0	.000	0-2	.000	7	4	11	2.2	6	0	1	5	2	1	10	2.0
21	Erik Swoope	3-0	13	4.3	1-2	.500	0-0	.000	0-1	.000	0	3	3	1.0	2	0	0	1	0	0	2	0.7
03	Steve Sorenson	3-0	3	1.0	0-0	.000	0-0	.000	0-0	.000	0	0	0	0.0	0	0	0	2	0	0	0	0.0
12	Justin Heller	3-0	4	1.3	0-1	.000	0-1	.000	0-0	.000	0	1	1	0.3	0	0	1	1	0	0	0	0.0
10	Raphael Akpejori	3-0	5	1.7	0-1	.000	0-0	.000	0-0	.000	0	0	0	0.0	1	0	1	0	0	1	0	0.0
Team											10	13	23									
Total.....		5	1000		141-292	.483	46-115	.400	54-79	.684	59	126	185	37.0	66	0	73	52	27	29	382	76.4
Opponents.....		5	1000		113-276	.409	28-89	.315	46-65	.708	45	106	151	30.2	86	1	44	63	13	24	300	60.0

DURING THE STREAK (11-0)

##	Player	gp-gs	min	avg	fg-fga	fg%	3fg-fga	3fg%	ft-fa	ft%	off	def	tot	avg	pf	dq	a	to	blk	stl	pts	avg
35	Kenny Kadji	11-11	309	28.1	62-113	.549	18-40	.450	26-43	.605	15	61	76	6.9	25	0	8	22	16	6	168	15.3
00	Shane Larkin	11-11	394	35.8	52-110	.473	24-55	.436	15-25	.600	4	50	54	4.9	14	0	54	21	3	22	143	13.0
01	Durand Scott	11-11	375	34.1	51-113	.451	11-36	.306	28-36	.778	7	31	38	3.5	30	2	33	23	0	18	141	12.8
04	Trey McKinney Jones	11-11	324	29.5	33-92	.359	20-53	.377	17-21	.810	3	30	33	3.0	13	0	23	10	1	7	103	9.4
15	Rion Brown	11-0	220	20.0	31-66	.470	18-45	.400	8-11	.727	6	7	13	1.2	11	0	10	4	0	4	88	8.0
45	Julian Gamble	11-11	259	23.5	35-62	.565	0-0	.000	11-23	.478	29	43	72	6.5	28	1	4	8	30	7	81	7.4
42	Reggie Johnson	6-0	126	21.0	13-39	.333	0-4	.000	12-16	.750	13	30	43	7.2	14	0	4	13	7	2	38	6.3
23	Tonye Jekiri	11-0	81	7.4	7-12	.583	0-0	.000	2-5	.400	13	9	22	2.0	8	0	2	7	4	3	16	1.5
21	Erik Swoope	8-0	53	6.6	2-5	.400	0-0	.000	3-9	.333	3	9	12	1.5	5	0	1	2	0	0	7	0.9
10	Raphael Akpejori	9-0	49	5.4	3-9	.333	0-0	.000	0-0	.000	3	8	11	1.2	6	0	1	1	1	3	6	0.7
03	Steve Sorenson	4-0	5	1.3	0-0	.000	0-0	.000	1-2	.500	0	0	0	0.0	0	0	0	3	0	0	1	0.3
12	Justin Heller	4-0	5	1.3	0-2	.000	0-1	.000	0-0	.000	0	1	1	0.3	1	0	1	2	0	0	0	0.0
Team											16	31	47									
Total.....		11	2200		289-623	.464	91-234	.389	123-191	.644	112	310	422	38.4	155	3	141	117	62	72	792	72.0
Opponents.....		11	2200		237-627	.378	61-203	.300	101-156	.647	107	259	366	33.3	183	2	111	131	31	59	636	57.8

AGAINST RANKED TEAMS (MICHIGAN STATE, ARIZONA, DUKE, NC STATE) (3-1)

##	Player	gp-gs	min	avg	fg-fga	fg%	3fg-fga	3fg%	ft-fa	ft%	off	def	tot	avg	pf	dq	a	to	blk	stl	pts	avg
01	Durand Scott	4-4	146	36.5	25-45	.556	5-12	.417	18-27	.667	6	12	18	4.5	10	1	9	12	0	7	73	18.3
35	Kenny Kadji	4-4	119	29.8	25-42	.595	4-11	.364	4-6	.667	2	16	18	4.5	8	0	1	6	4	1	58	14.5
00	Shane Larkin	4-4	147	36.8	22-42	.524	9-21	.429	3-7	.429	2	14	16	4.0	7	0	15	7	0	16	56	14.0
42	Reggie Johnson	3-1	70	23.3	8-17	.471	0-2	.000	11-12	.917	3	21	24	8.0	9	0	1	5	5	1	27	9.0
04	Trey McKinney Jones	4-3	103	25.8	10-28	.357	7-19	.368	5-7	.714	3	5	8	2.0	6	0	4	2	0	2	32	8.0
45	Julian Gamble	4-3	89	22.3	9-19	.474	0-0	.000	6-12	.500	7	11	18	4.5	6	0	1	1	5	6	24	6.0
15	Rion Brown	4-1	78	19.5	3-17	.176	1-10	.100	4-4	1.000	1	1	2	0.5	8	0	3	5	0	2	11	2.8
03	Steve Sorenson	1-0	2	2.0	0-0	.000	0-0	.000	1-2	.500	0	0	0	0.0	0	0	0	1	0	0	1	1.0
10	Raphael Akpejori	2-0	5	2.5	0-0	.000	0-0	.000	1-2	.500	0	2	2	1.0	0	0	0	0	0	0	1	0.5
23	Tonye Jekiri	4-0	33	8.3	1-4	.250	0-0	.000	0-1	.000	4	4	8	2.0	4	0	1	2	2	1	2	0.5
21	Erik Swoope	2-0	7	3.5	0-0	.000	0-0	.000	1-2	.500	0	0	0	0.0	1	0	0	0	0	1	1	0.5
12	Justin Heller	1-0	1	1.0	0-1	.000	0-0	.000	0-0	.000	0	0	0	0.0	1	0	0	1	0	0	0	0.0
Team											1	10	11									
Total.....		4	800		103-215	.479	26-75	.347	54-82	.659	29	96	125	31.3	60	1	35	42	16	37	286	71.5
Opponents.....		4	800		99-237	.418	22-64	.344	49-72	.681	54	101	155	38.8	71	0	46	50	8	22	269	67.2



HEAD COACH JIM LARRAÑAGA

Second Season | Providence, 1971

Hometown: The Bronx, N.Y. | Head Coach: American International, 1977-79 | Bowling Green, 1986-97 | George Mason, 1997-2011 | Miami, 2011-present

LARRAÑAGA'S CAREER

Head Coach

2011-pres. Miami
1997-2011 George Mason
1986-97 Bowling Green
1977-79 American International

Assistant

1979-86 Virginia
1971-76 Davidson

Player / Coach

1977 Geronemo Basketball Club (Belgium)

EDUCATION

Providence College, 1971, B.A. Economics
Archbishop Malloy High School, 1967

NCAA APPEARANCES

1999 - George Mason
2001 - George Mason
2006 - George Mason (Final Four)
2008 - George Mason
2011 - George Mason

NIT APPEARANCES

1990 - Bowling Green
1991 - Bowling Green
1997 - Bowling Green
2002 - George Mason
2004 - George Mason
2009 - George Mason
2012 - Miami

PLAYING CAREER

Geronemo Basketball Club (Belgium) 1976-77
Providence College, 1967-71
Archbishop Molloy, 1963-67

MISCELLANEOUS

Clair Bee Coach of the Year, 2006
CAA Coach of the Year, 2011
CAA Coach of the Year, 1999

PERSONAL

Born: Oct. 2, 1949 Hometown: Bronx, N.Y.
Wife: Liz Sons: Jay and Jon

Jim Larrañaga was named the 12th head coach of the University of Miami men's basketball program on April 22, 2011. In Year One at The U, the Canes posted a 20-13 record, making Larrañaga the first Miami head coach to record 20 wins in his inaugural season in Coral Gables. Under the new coaching staff, UM won nine games in conference play, the first time Miami has posted a winning record in ACC play since joining the conference for the 2004-05 season. The Canes ended the season tied for fourth in the ACC, another program-best accomplishment. On Feb. 5, 2012, Coach L & Co. did what no other hoops coach at Miami had done when he took the Canes into Cameron Indoor Stadium and defeated No. 7/5 Duke. Teetering on the edge of The Dance bubble, the Canes went 1-1 in the ACC Tournament and ended up in the NIT, defeating Valparaiso, but falling to Minnesota, the eventual NIT Championship runner-up.

Larrañaga came to Miami after serving as the head coach at George Mason for 14 seasons. He guided that program to five NCAA Tournament appearances (1999, 2001, 2006, 2008, 2011) - including an unprecedented run to the 2006 Final Four that captured the nation's attention, defeating Michigan State, North Carolina, Wichita State and UConn along the way. Following that run, he was selected the 2006 Clair Bee Coach of the Year. Larrañaga built the GMU Patriots' program into a perennial contender in the highly-regarded Colonial Athletic Association, winning more games than any other coach in program and conference history (273) en route to three conference titles (1999, 2001, 2008). A two-time CAA Coach of the Year honoree, Larrañaga earned the accolade in 2011, leading the Patriots to a 27-7 overall record and 16-2 conference mark en route to the CAA regular-season title and their fifth NCAA Tournament appearance under his leadership. Seeded a program-best eighth in the NCAA Tournament, George Mason rallied from a double-digit deficit to defeat ninth-seeded Villanova, 61-57, before falling to overall No. 1 seed Ohio State in the third

LARRAÑAGA'S CAREER RECORDS

School	Years	Overall	Conference
American International	1977-1979	27-26	none
Bowling Green	1986-1997	170-144	101-85
George Mason	1997-2011	273-164	165-79
Miami	2011-pres.	39-16	19-7
Overall	29	509-350	285-171

COACH JIM LARRAÑAGA AT A GLANCE

2006 Clair Bee Coach of the Year Five NCAA tournament appearances
2001 CAA Coach of the Year 2011, 2008, 2006, 2001, 1999
1999 CAA Coach of the Year Seven postseason NIT appearances
1997 MAC Coach of the Year 2012, 2009, 2004, 2002, 1997,
Seven 20-win seasons 1991, 1990

28 All-Colonial Athletic Conference selections
Coached George Evans, who was a three-time CAA Player of the Year, the CAA Rookie of the Year, a three-time CAA Defensive Player of the Year and on the CAA All-Defensive Team three times.
Two AP All-America (honorable mention) players
Nine CAA All-Defensive Team selections
Eight CAA All-Rookie Team selections
Three Dean Ehlers Award winners - given to the CAA player who best meets the criteria of academic achievement, leadership and community service.
12 All-MAC Conference selections
Coached Antonio Daniels - MAC Player of the Year and MAC Freshman of the Year
Two MAC Freshman of the Year selections
Four MAC All-Freshman Team selections

LARRAÑAGA YEAR-BY-YEAR

Year	School	Overall W-L	Conference W-L	Finish	Post-Season
1977-78	American International	14-13			
1978-79	American International	13-13			
1986-87	Bowling Green	15-14	10-6	3	
1987-88	Bowling Green	12-16	7-9	t-5	
1988-89	Bowling Green	13-15	6-10	t-6	
1989-90	Bowling Green	18-11	9-7	t-3	NIT 0-1
1990-91	Bowling Green	17-13	9-7	t-4	NIT 0-1
1991-92	Bowling Green	14-15	8-8	5	
1992-93	Bowling Green	11-16	8-10	t-6	
1993-94	Bowling Green	18-10	12-6	t-2	
1994-95	Bowling Green	16-11	10-8	t-5	
1995-96	Bowling Green	14-13	9-9	t-6	
1996-97	Bowling Green	22-10	13-5	t-1	NIT 0-1
1997-98	George Mason	9-18	6-10	6	
1998-99	George Mason	19-11	13-3	1	NCAA 0-1
1999-00	George Mason	19-11	12-4	t-1	
2000-01	George Mason	18-12	11-5	3	NCAA 0-1
2001-02	George Mason	19-10	13-5	2	NIT 0-1
2002-03	George Mason	16-12	11-7	4	
2003-04	George Mason	23-10	12-6	3	NIT 2-1
2004-05	George Mason	16-13	10-8	6	
2005-06	George Mason	27-8	15-3	t-1	NCAA 4-1
2006-07	George Mason	18-15	9-9	5	
2007-08	George Mason	23-11	12-6	2	NCAA 0-1
2008-09	George Mason	22-11	13-5	2	NIT 0-1
2009-10	George Mason	17-15	12-6	4	CIT 0-1
2010-11	George Mason	27-7	16-2	1	NCAA 1-1
2011-12	Miami	20-13	9-7	t-4	NIT 1-1
2012-13	Miami	19-3	10-0		
Overall		509-350	285-171		

round. In 2006, Larrañaga became the first coach at a mid-major school to take his team to the Final Four in 27 years and earned an at-large berth for a CAA team for the first time in 20 years. Along the way, he led Mason to a school record in wins, the school's first national ranking, George Mason's first appearance in the Top 10 and the school's first wins over Top 10 teams.

With 29 years of head coaching experience, the native of Bronx, N.Y., previously served as the head coach at Bowling Green for 11 seasons (1986-1997) and at Division II American International for two seasons (1977-79).

His first coaching opportunity came at Davidson College, where he served as an assistant coach to Terry Holland. Davidson captured three Southern Conference regular-season championships and an NIT berth in his five years there, and he compiled a 47-12 record doubling as the freshman team coach. In 1976, he left Davidson and spent one season as player-coach for the Geronemo Basketball Club in Belgium.

A 1971 graduate of Providence College with a degree in economics, Larrañaga was a four-year letterman for the Friars. As the team captain in his senior season, he led Providence to a 20-8 record and an NIT appearance. He graduated as the school's fifth all-time leading scorer with 1,258 points and was selected in the sixth round of the draft by the Detroit Pistons of the National Basketball Association. He was the team's top scorer as a sophomore and junior and was named New England's Division I Sophomore of the Year in 1969. He was inducted into the Providence College Hall of Fame in 1991.

Larrañaga, 63, and his wife, Liz, have two sons - Jay, who played for his father at Bowling Green and is an assistant coach with the Boston Celtics, and Jon, who was a member of his father's George Mason teams from 1999-2003 - and four grandchildren.

THE LAST TIME A ...

Player Scored 30 Points

Miami Kenny Kadji (30), UNC Greensboro, 1/2/12
 Opponent Erick Green (30), Virginia Tech, 1/30/13

Player Scored 35 Points

Miami Jack McClinton (35) vs. North Carolina, 3/15/09
 Opponent Sean Singletary (41), Virginia, 3/1/08

Player Scored 40 Points

Miami Darius Rice (43) vs. Connecticut, 1/20/03
 Opponent Sean Singletary (41), Virginia, 3/1/08

Two Players Scored 20 Points

Miami Durand Scott (25), Kenny Kadji (22) vs. No. 1 Duke, 1/23/13
 Opponent Omari Grier (27), Raymond Taylor (20) FAU, 12/17/11

Three Players Scored 20 Points

Miami Dwayne Collins (23), Brian Asbury (21), Jack McClinton (20) vs. Virginia Tech, 1/25/09
 Opponent Travis Mays (40), Alvin Higgs (22), Lance Blanks (21), Texas, 2/22/89

Five Players Scored in Double Figures

Miami Durand Scott (18), Julian Gamble (16), Reggie Johnson (15), Shane Larkin (13), Kenny Kadji (13), at NC State, 2/2/13
 Opponent Jon Scheyer (27), DeMarcus Nelson (19), Kyle Singler (12), Greg Paulus (12), Lance Thomas (10) Duke, 2/20/08

Six Players Scored in Double Figures

Miami Durand Scott (17), Rion Brown (15), Reggie Johnson (11), Shane Larkin (11), Trey McKinney Jones (11), DeQuan Jones (11) vs. Appalachian State, 12/30/11

Player Grabbed 15 Rebounds

Miami Reggie Johnson (20) vs. Florida Atlantic, 3/16/11
 Opponent Gani Lawal (18), Georgia Tech, 2/10/10

Two Players Grabbed 10 Rebounds

Miami Kenny Kadji (12) and Reggie Johnson (11) vs. Stetson, 11/9/12
 Opponent Marcus Ginyard (12), John Henson (12), North Carolina, 3/2/10

Three Players Grabbed 10 Rebounds

Miami Mark Richardson (11), Eric Brown (10), Joe Wylie (10) vs. FIU, 3/6/89
 Opponent Matt Harpring (12), Dion Glover (10), Michael Maddox (10), Georgia Tech, 12/2/79

Player Had 10 Assists

Miami Durand Scott (10) vs. North Carolina Central, 11/14/09
 Opponent Kendall Marshall (10), North Carolina, 3/11/11

Player Had 10 Blocks

Miami Anthony King (10) vs. Florida Atlantic, 11/29/04
 Opponent Jarvis Varnado (10), Mississippi State, 12/13/07

Player Had a Double-Double

Miami Shane Larkin (18 pts, 10 rebs) vs. Duke, 1/23/13
 Opponent CJ Leslie (18 pts, 12 rebs) at NC State, 2/2/13

Player Had a Triple-Double

Miami Anthony King (11 pts, 10 reb, 13 blks) vs. Florida Atlantic, 11/29/04
 Opponent Brendan Haywood (18 pts, 14 reb, 10 blks), North Carolina, 12/4/00

Two Players Had Double-Doubles

Miami Reggie Johnson (22 pts, 11 rebs) & Kenny Kadji (12 pts, 12 rebs), vs. Stetson, 11/9/12
 Opponent Hasheem Thabeet (19 pts, 14 reb), A.J. Price (13 pts, 11 reb), Connecticut, 11/23/08

Team Scored 100 Points

Miami 108 vs. Nova Southeastern, 11/16/09
 Opponent 105, North Carolina, 1/31/07

Team Scored 50 Points in a Half

Miami 51, (2nd half) at Hawaii, 12/22/12
 Opponent 51 (2nd half), UCF, 12/18/10

Team Shot 50 Percent in Both Halves

Miami .567 (17-30) / .519 (14-27) vs. North Carolina, 1/9/13
 Opponent .609 (14-23) / .560 (14-25), Minnesota, 3/9/12

Team Shot 60 Percent in a Half

Miami .630 (17-27), second half, at Hawai'i, 12/22/12
 Opponent .650 (13-20), second half, at NC State, 2/2/13

Team Shot 70 Percent in a Half

.706 (12-17), second half vs. FAU, 12/17/11

Team Shot 60 Percent in a Game

Miami .620 (31-50), vs. FAU, 12/17/11
 Opponent .622 (23-37), Clemson, 12/21/08

Team Shot Less Than 30 Percent in a Game

Miami .291 (16-55), FGCU, 11/13/12
 Opponent .297 (22-74), Duke, 1/23/13

Miami 87, Stetson 79
11/09/12
BankUnited Center

Stetson 0-1		tot		3-pt		rebounds									
##	Player	f	g	fga	fg	fta	ft	of	de	tot	p	f	tp	a	t o b s min
03	GREEN, Willie	f	3	6	0	1	3	5	1	3	4	5	9	4	2 0 0 20
01	PEGG, Adam	c	9	16	4	5	0	0	3	6	9	4	22	0	2 1 0 28
04	IRWIN, Logan	g	1	2	1	2	0	0	0	0	0	4	3	4	2 0 0 17
12	NABURGS, Joel	g	2	11	2	8	3	3	0	3	3	1	9	2	1 0 2 27
23	PEREZ, Chris	g	5	8	0	0	2	4	1	1	2	2	12	2	1 0 1 26
01	DIAZ, Dennis	0	0	0	0	0	0	0	0	0	0	0	0	0	0 0 0 2
02	SOLANKE, Leke	0	0	0	0	0	0	0	1	1	1	0	0	0	0 0 0 3
10	MILLER, Hunter	0	2	0	2	0	0	0	3	3	2	0	4	1	1 0 0 17
11	GRAHAM, Aaron	7	13	5	9	2	2	0	1	1	2	21	1	1	1 0 2 28
14	PEGG, Brian	1	2	1	2	0	0	1	1	2	0	3	3	0	0 0 0 14
24	MCINERNEY, Liam	0	3	0	2	0	0	1	2	3	0	0	0	0	0 0 1 18
33	WESTON, JR	0	0	0	0	0	0	0	0	0	0	0	0	0	0 0 0 0+
TEAM		1 1 2 1													
Totals		28 63 1331 1014 8 22 30 21 79 20 11 1 6 200													

TOTAL FG% 1st Half: 12-29 41.4% 2nd Half: 16-34 47.1% Game: 44.4%
3-Pt. FG% 1st Half: 7-15 46.7% 2nd Half: 6-16 37.5% Game: 41.9%
F Throw % 1st Half: 3-3 100% 2nd Half: 7-11 63.6% Game: 71.4%

Miami 1-0		tot		3-pt		rebounds									
##	Player	f	g	fga	fg	fta	ft	of	de	tot	p	f	tp	a	t o b s min
35	Kenny Kadij	f	5	10	2	5	0	2	10	12	4	12	5	3	1 0 1 31
42	Reggie Johnson	c	6	16	0	3	10	14	7	4	11	2	22	2	2 0 0 29
00	Shane Larkin	g	5	7	1	3	2	4	0	2	2	2	13	6	2 0 0 35
04	McKinney Jones	g	5	10	1	3	3	1	3	4	2	14	2	1	0 0 0 36
15	Rion Brown	g	4	9	2	6	0	0	1	1	0	10	2	1	0 0 0 30
02	Bishop Daniels	3	5	1	1	0	0	1	1	2	1	7	1	2	0 3 21
21	Erik Swoope	0	0	0	0	0	0	0	0	0	0	0	0	0	0 0 0 0+
45	Julian Gamble	4	4	0	0	1	3	1	5	6	2	9	1	0	0 1 18
TEAM		1 1 1													
Totals		32 61 7 21 1624 12 27 39 13 87 19 11 1 4 200													

TOTAL FG% 1st Half: 11-28 39.3% 2nd Half: 21-33 63.6% Game: 52.5%
3-Pt. FG% 1st Half: 4-11 36.4% 2nd Half: 3-10 30.0% Game: 33.3%
F Throw % 1st Half: 8-11 72.7% 2nd Half: 8-13 61.5% Game: 66.7%

Officials: Jerry Heater, JB Caldwell, Brian Shey
Technical fouls: Stetson-None. University of Miami-None.
Attendance: 3160
Score by Periods
Stetson 34 45 79
University of Miami 34 53 87
Points in the paint-STET 24,UM 42. Points off turnovers-STET 16,UM 5.
2nd chance points-STET 11,UM 20. Fast break points-STET 5,UM 4.
Bench points-STET 24,UM 16. Score tied-5 times. Lead changed-4 times.
Last FG-STET 2nd-02:00, UM 2nd-00:02.
Largest lead-STET by 7 1st-15:13, UM by 13 2nd-07:36.

Miami 77, Detroit 62
11/24/12
BankUnited Center

DETROIT 2-2		tot-fig 3-pt					rebounds																
##	Player	f	g	fga	fg	fta	ft	of	de	tot	p	f	tp	a	t o b s min								
02	HOWARD, Juwan *	1	6	0	3	3	3	0	2	2	1	5	1	1	0 1 29								
03	McCALLUM, Ray *	6	13	2	5	1	3	0	5	5	3	15	3	2	0 2 38								
10	CALLISTE, Jason *	5	10	3	8	2	3	1	2	3	3	15	1	5	0 2 34								
23	ANDERSON, Doug *	2	12	1	2	1	0	1	5	2	7	3	5	1	2 1 1 28								
34	MINNERATH, Nick *	7	16	5	13	3	4	2	2	4	22	1	1	0 1 34									
11	BOUTTE, P.J.	0	1	0	0	0	0	0	0	0	0	0	0	1	0 0 0 8								
15	NIJOKU, Ugochukwu	0	0	0	0	0	0	1	0	1	0	0	0	0	0 0 0 3								
21	LIPPERT, Jermaine	0	0	0	0	0	0	0	0	0	2	0	0	0	0 0 0 10								
32	WILSON, Anton	0	0	0	0	0	0	0	0	0	1	0	0	0	0 0 0 2								
33	BRUINSMA, Evan	0	1	0	1	0	0	0	3	3	3	0	2	0	1 0 14								
TEAM		2 2																					
Totals		21	59	1132	9	14	11	16	27	20	62	10	12	2	7 200								
TOTAL FG%		1st Half: 11-32 34.4%										2nd Half: 10-27 37.0%										Game: 35.6%	
3-Pt. FG%		1st Half: 6-17 35.3%										2nd Half: 5-15 33.3%										Game: 34.4%	
FT %		1st Half: 3-5 60.0%										2nd Half: 6-9 66.7%										Game: 64.3%	

Miami 3-1		tot		3-pt		rebounds									
##	Player	f	g	fga	fg	fta	ft	of	de	tot	p	f	tp	a	t o b s min
00	Shane Larkin	* 6	10	1	1	2	2	0	3	3	0	15	3	5	0 2 37
01	Durand Scott	* 6	9	0	1	3	4	2	3	5	1	15	3	2	0 2 38
04	McKinney Jones	* 4	6	3	5	2	4	0	4	3	13	2	1	0	1 0 26
35	Kenny Kadij	* 5	13	0	5	2	4	2	9	11	3	14	3	1	0 0 30
45	Julian Gamble	* 3	5	0	0	1	1	1	2	2	7	0	2	2	0 13
15	Rion Brown	2	8	0	3	2	2	3	5	0	6	2	0	0	0 0 24
21	Erik Swoope	0	0	0	0	0	0	0	1	1	0	0	0	0	0 0 5
42	Reggie Johnson	2	3	0	0	3	4	3	6	9	3	7	2	3	1 27
TEAM		1 1 1													
Totals		28 54 4 15 1719 10 31 41 12 77 15 14 5 6 200													

TOTAL FG% 1st Half: 14-27 51.9% 2nd Half: 14-27 51.9% Game: 51.9%
3-Pt. FG% 1st Half: 3-10 30.0% 2nd Half: 1-5 20.0% Game: 26.7%
F Throw % 1st Half: 4-5 80.0% 2nd Half: 13-14 92.9% Game: 89.5%

Officials: Mike Eades, Ray Natili, Earl Walton
Technical fouls: DETROIT-None. University of Miami-None.
Attendance: 2946
Score by Periods
Detroit 31 31 62
University of Miami 35 42 77
Points in the paint-DETROIT 16,UM 42. Points off turnovers-DETROIT 11,UM 16.
2nd chance points-DETROIT 8,UM 12. Fast break points-DETROIT 4,UM 15.
Bench points-DETROIT 0,UM 13. Score tied-6 times. Lead changed-7 times.
Last FG-DETROIT 2nd-01:29, UM 2nd-00:42.
Largest lead-DETROIT by 6 1st-13:11, UM by 16 2nd-08:59.

FGCU 63, Miami 51
11/13/12
Alico Arena

Miami 1-1		tot		3-pt		rebounds									
##	Player	f	g	fga	fg	fta	ft	of	de	tot	p	f	tp	a	t o b s min
15	Rion Brown	f	0	7	0	6	1	2	2	4	0	1	3	2	1 0 0 35
35	Kenny Kadij	f	4	10	1	3	4	7	4	4	8	1	13	0	1 1 1 31
42	Reggie Johnson	c	2	8	0	0	2	7	4	6	10	4	6	1	5 0 1 26
00	Shane Larkin	g	5	13	4	9	0	0	4	4	4	14	4	3	0 1 38
04	McKinney Jones	g	3	10	1	6	1	1	1	2	4	8	1	2	0 2 37
02	Bishop Daniels	2	5	2	2	2	2	0	0	0	0	8	1	1	0 2 16
21	Erik Swoope	0	0	0	0	0	0	0	0	0	0	0	0	0	0 0 0 0+
23	Tonye Jekiri	0	0	0	0	1	2	1	1	2	2	1	0	1	0 0 9
45	Julian Gamble	0	2	0	0	0	0	1	0	1	1	0	0	1	0 0 8
TEAM		1 1													
Totals		16 55 8 26 1121 14 18 32 16 51 10 17 2 7 200													

TOTAL FG% 1st Half: 8-30 26.7% 2nd Half: 8-25 32.0% Game: 29.1%
3-Pt. FG% 1st Half: 5-15 33.3% 2nd Half: 3-11 27.3% Game: 30.8%
F Throw % 1st Half: 4-9 44.4% 2nd Half: 7-12 58.3% Game: 52.4%

FGCU 1-1		tot		3-pt		rebounds									
##	Player	f	g	fga	fg	fta	ft	of	de	tot	p	f	tp	a	t o b s min
12	MCKNIGHT, Eric	f	5	7	0	0	4	5	4	4	8	4	14	0	4 1 0 21
20	FIELER, Chase	f	3	4	0	1	1	2	1	1	2	5	7	1	1 0 2 30
00	COMER, Brett	g	1	6	0	0	4	4	0	7	7	1	6	8	0 0 1 29
02	THOMPSON, B	g	5	11	0	1	3	3	1	3	4	3	13	0	4 0 4 32
25	BROWN, S	g	7	15	4	0	1	2	5	7	2	14	1	5	0 1 37
05	VARDELL, Chris	0	0	0	0	0	0	0	3	3	2	0	0	2	0 1 10
15	CVJETICANIN, Filip	2	6	1	5	0	0	1	1	2	0	5	0	1	0 0 12
23	MURRAY, Eddie	2	2	0	0	0	0	1	1	2	5	4	1	1	2 0 18
35	GAFF, DaJuan	0	0	0	0	0	0	0	2	2	1	0	1	0	0 0 11
TEAM		3 3													
Totals		25 51 1 11 1215 10 30 40 23 63 12 18 3 9 200													

TOTAL FG% 1st Half: 14-26 53.8% 2nd Half: 11-25 44.0% Game: 49.0%
3-Pt. FG% 1st Half: 0-8 0.0% 2nd Half: 1-3 33.3% Game: 9.1%
F Throw % 1st Half: 4-7 57.1% 2nd Half: 8-8 100% Game: 80.0%

Officials: Brian Shey, Frank Raposo and Jerry Heater
Technical fouls: University of Miami-None. Florida Gulf Coast-None.
Attendance: 4552
Score by Periods
University of Miami 25 26 51
Florida Gulf Coast 32 31 63
Points in the paint-UM 14,FGCU 40. Points off turnovers-UM 15,FGCU 22.
2nd chance points-UM 13,FGCU 14. Fast break points-UM 2,FGCU 4.
Bench points-UM 9,FGCU 9. Score tied-3 times. Lead changed-2 times.
Last FG-UM 2nd-00:17, FGCU 2nd-02:01.
Largest lead-UM by 10 1st-12:19, FGCU by 15 2nd-01:14.

Miami 67, #13/14 Michigan State 59
11/28/12
BankUnited Center

Michigan State 5-2		tot		3-pt		rebounds		
--------------------	--	-----	--	------	--	----------	--	--

Miami 77, Charlotte 46
12/14/12
BankUnited Center

Charlotte 9-1		tot-fg		3-pt		rebounds									
##	Player	fg	fga	fg	fga	ft	fta	of	de	tot	pf	tp	a	to	b
01	CLARK, Darion	* 1	6	0	0	0	0	3	2	5	4	2	0	2	0
01	INGRAM, Denzel	* 2	9	0	4	0	1	0	2	2	5	4	0	1	0
14	WILLIAMS, Jerrence	* 0	8	0	1	0	2	0	0	0	4	0	0	1	0
15	HENRY, Pierria	* 3	8	0	2	0	0	1	4	5	4	6	1	3	0
21	CLAYTON, Willie	* 5	9	0	0	1	4	6	0	6	1	11	0	1	2
05	NICKERSON, E.Victor	1	4	1	2	1	2	0	0	0	1	1	4	2	3
11	MAYFIELD, DeMario	2	0	1	0	0	1	3	4	2	2	3	0	0	0
12	THORNE, Mike	1	1	0	0	0	0	1	0	1	0	2	0	0	0
20	LEWIS, Colby	0	1	0	1	0	0	0	1	1	0	0	0	0	0
30	THOMPSON, JT	1	5	0	1	0	0	3	3	1	2	0	0	0	0
35	BRASWELL, Chris	5	10	1	2	2	2	0	6	6	2	13	0	2	1
44	BENKOVIC, Ivan	0	0	0	0	0	0	0	0	0	0	0	0	0	0
TEAM															
Totals															
TOTAL FG%															
1st Half:															
2nd Half:															
3-Pt. FG%															
FThrow %															

Miami 6-1		tot-fg		3-pt		rebounds									
##	Player	fg	fga	fg	fga	ft	fta	of	de	tot	pf	tp	a	to	b
00	Shane Larkin	* 4	8	1	2	0	0	1	4	5	1	9	5	2	1
01	Durand Scott	* 5	8	2	3	4	6	2	10	12	2	16	4	2	1
04	McKinney Jones	* 3	9	0	3	4	4	0	2	2	1	10	1	1	0
35	Kenny Kadji	* 5	6	3	3	4	5	1	4	5	2	17	1	3	1
42	Reggie Johnson	* 3	8	0	2	4	1	3	4	2	8	0	2	1	0
03	Steve Sorenson	0	0	0	0	0	0	0	0	0	0	0	0	0	0
10	Raphael Akpejori	1	2	0	0	1	0	0	0	0	0	2	0	0	0
12	Justin Heller	1	1	0	0	2	0	3	3	2	0	0	0	0	0
15	Rion Brown	1	5	1	4	1	2	0	3	3	1	4	0	0	0
21	Erik Swoope	2	4	0	0	0	0	3	1	4	0	0	0	0	0
23	Tonye Jekiri	0	0	0	0	0	0	0	0	0	1	0	0	0	0
45	Julian Gamble	2	5	0	0	1	2	1	1	2	2	5	0	2	0
TEAM															
Totals															
TOTAL FG%															
1st Half:															
2nd Half:															
3-Pt. FG%															
FThrow %															

Officials: Brian Dorsey, Brian O'Connell, Ray Perone
Technical fouls: Charlotte-None. University of Miami-None.
Attendance: 3275

Score by Periods	1st	2nd	Total
Charlotte	22	24	46
University of Miami	33	44	77

Points in the paint-CHA 30,UM 40. Points off turnovers-CHA 6,UM 20.
2nd chance points-CHA 9,UM 7. Fast break points-CHA 0,UM 5.
Bench points-CHA 23,UM 17. Score tied-0 times. Lead changed-0 times.
Last FG-CHA 2nd-00:53, UM 2nd-00:20.
Largest lead-CHA None, UM by 31 2nd-01:25.

Miami 72, UCF 50
12/18/12
UCF Arena

Miami 7-1		tot-fg		3-pt		rebounds									
##	Player	fg	fga	fg	fga	ft	fta	of	de	tot	pf	tp	a	to	b
35	Kenny Kadji	f 4	12	1	5	1	2	5	3	8	3	10	1	4	1
42	Reggie Johnson	c 5	8	1	2	5	6	4	9	13	0	16	1	1	0
00	Shane Larkin	g 5	10	1	2	0	0	1	4	5	2	11	6	2	0
01	Durand Scott	g 7	11	2	3	1	3	0	4	4	3	17	4	0	1
04	McKinney Jones	g 2	7	2	4	0	0	0	4	4	2	6	1	1	0
10	Raphael Akpejori	0	0	0	0	0	0	0	1	1	0	0	0	0	0
12	Justin Heller	0	0	0	0	0	0	0	0	0	0	0	0	0	0
15	Rion Brown	3	6	0	3	0	0	0	0	0	2	6	1	1	0
21	Erik Swoope	1	1	1	1	0	0	0	0	0	0	3	0	0	1
23	Tonye Jekiri	1	3	0	0	1	2	2	0	2	4	3	0	0	0
45	Julian Gamble	0	0	0	0	0	0	0	0	0	0	1	0	2	0
TEAM															
Totals															
TOTAL FG%															
1st Half:															
2nd Half:															
3-Pt. FG%															
FThrow %															

UCF 6-3		tot-fg		3-pt		rebounds									
##	Player	fg	fga	fg	fga	ft	fta	of	de	tot	pf	tp	a	to	b
01	SPURLOCK, Tristan	f 1	5	1	3	1	2	0	3	3	1	4	2	1	0
32	WILSON, Kasey	f 3	5	2	4	1	3	0	5	5	2	9	2	0	1
33	CLANTON, Keith	f 6	12	0	2	3	4	2	7	9	3	15	1	5	3
03	SYKES, Isaiah	g 3	10	0	1	3	3	1	1	2	4	9	1	3	0
11	NEWELL, Calvin	g 1	6	0	3	2	1	1	2	0	4	2	3	0	1
02	HORODYSKI, Bobby	0	0	0	0	0	0	0	1	1	0	0	0	0	0
04	WALKER, Daiguan	3	6	2	5	1	3	0	0	0	1	9	1	0	0
12	WILLIAMS, Matt	0	4	0	4	0	0	0	0	0	1	0	0	0	0
15	KARELL, Dylan	0	4	0	0	0	0	0	0	0	0	0	0	0	0
52	BLAIR, Staphon	0	0	0	0	0	0	0	0	0	0	0	0	1	0
TEAM															
Totals															
TOTAL FG%															
1st Half:															
2nd Half:															
3-Pt. FG%															
FThrow %															

Officials: Rick Crawford, Rick Hartzell, Zelton Steed
Technical fouls: University of Miami-None. UCF-None.
Attendance: 5189

Score by Periods	1st	2nd	Total
University of Miami	37	35	72
UCF	21	29	50

Points in the paint-UM 34,UCF 22. Points off turnovers-UM 11,UCF 9.
2nd chance points-UM 19,UCF 7. Fast break points-UM 6,UCF 2.
Bench points-UM 12,UCF 9. Score tied-0 times. Lead changed-0 times.
Last FG-UM 2nd-00:15, UCF 2nd-05:38.
Largest lead-UM by 22 2nd-00:15, UCF None.

Miami 73, Hawai'i 58
12/22/12
Stan Sheriff Center

Miami 8-1		tot-fg		3-pt		rebounds			
-----------	--	--------	--	------	--	----------	--	--	--

Miami 62, Georgia Tech 49
1/5/13
Game 13
McCamish Pavilion

Miami 10-3, 1-0 ACC		tot-fg 3-pt					rebounds								
##	Player	fg	fga	fg	fga	ft	fta	of	de	tot	pf	tp	a	b	min
45	Julian Gamble	f	2	6	0	3	4	2	5	7	4	7	1	2	25
35	Kenny Kadji	c	3	9	1	4	4	6	2	12	14	1	0	3	31
00	Shane Larkin	g	2	7	1	3	0	0	1	3	4	0	5	6	10
01	Durand Scott	g	2	7	0	2	0	0	0	0	3	4	4	0	23
04	McKinney Jones	g	3	10	1	4	2	3	1	4	5	0	9	2	30
10	Raphael Akpejori	g	1	3	0	0	0	1	3	4	4	2	0	1	13
15	Rion Brown	g	9	11	4	6	0	0	1	0	1	1	22	0	23
21	Erik Swoope	g	0	0	0	0	0	2	0	1	1	0	0	0	2
23	Tonye Jekiri	g	0	0	0	0	2	2	0	2	0	2	0	1	7
TEAM		2 2													
Totals		22	53	7	19	11	17	10	30	40	13	62	13	13	8
TOTAL FG%		12-28 42.9%													
3-Pt. FG%		1st Half: 4-10 40.0%													
F Throw %		1st Half: 5-6 83.3%													
		2nd Half: 6-11 54.5%													
		Game: 64.7%													

Georgia Tech 10-3, 0-1		tot-fg 3-pt				rebounds												
##	Player	fg	fga	fgt	fta	of	de	tot	pf	tp	a	b	s	min				
03	Georges-Hunt	f	3	9	0	3	1	2	4	6	3	7	1	2	0	31		
04	Carter Jr., Robert	f	3	7	1	3	0	0	1	3	4	7	3	0	0	24		
05	Miller, Daniel	c	2	7	0	0	2	2	1	6	7	2	6	0	2	1	25	
00	Udofia, Mfon	g	2	7	2	4	4	5	2	1	3	1	10	1	2	0	29	
23	Reed, Brandon	g	4	0	3	0	0	0	1	0	1	0	0	0	0	0	17	
01	Royal, Julian	g	0	0	0	0	0	0	1	1	0	0	0	0	0	0	7	
02	Jordan, Pierre	g	0	0	0	0	0	0	1	1	0	0	1	1	0	9	9	
11	Golden, Chris	g	2	7	1	2	1	2	0	0	0	6	1	1	0	2	17	
12	Poole Jr., Stacey	g	0	0	0	0	0	0	0	1	1	0	0	2	1	0	4	
14	Morris, Jason	g	0	3	0	2	0	0	0	1	1	0	0	0	0	0	9	
24	Holsey, Kammeon	g	4	7	0	0	2	4	0	1	1	1	10	2	2	0	24	
45	Poole, Solomon	g	1	1	1	0	0	0	0	0	0	0	3	1	0	0	1	4
TEAM		3 3																
Totals		17 52 5 18 10 15 7 22 29 13 49 13 12 2 5 200																
TOTAL FG%		1st Half: 8-23 34.8%																
3-Pt. FG%		1st Half: 3-9 33.3%																
F Throw %		1st Half: 4-6 66.7%																
		2nd Half: 6-9 66.7%																
		Game: 32.7%																
		Game: 27.8%																
		Game: 66.7%																

Officials: Roger Ayers, Mike Eades, Doug Shows
Technical fouls: University of Miami-None. Georgia Tech-None.
Attendance: 7614

Score by Periods	1st	2nd	Total
University of Miami	33	29	62
Georgia Tech	23	26	49

Points in the paint-UM 28,GT 16. Points off turnovers-UM 12,GT 10.
2nd chance points-UM 8,GT 8. Fast break points-UM 11,GT 7.
Bench points-UM 26,GT 19. Score tied-4 times. Lead changed-4 times.
Last FG-UM 2nd-04:40, GT 2nd-01:32.
Largest lead-UM by 23 2nd-08:07, GT by 3 1st-16:05.

Miami 68, UNC 59
1/11/13
Game 14
Smith Center

Miami 11-3, 2-0 ACC		tot-fg 3-pt					rebounds									
##	Player	f	g	fga	fg	ft	fta	of	d	tot	pf	tp	a	b	s	min
35	Kenny Kadji	7	7	11	2	5	2	3	0	9	9	2	18	3	0	37
45	Julian Gamble	7	7	10	0	0	0	3	3	6	4	14	0	1	3	33
00	Shane Larkin	g	3	7	1	3	4	6	0	3	3	2	11	1	4	0
01	Durand Scott	g	4	12	2	6	1	2	1	5	6	2	11	5	1	0
04	McKinney Jones	g	1	5	1	4	2	2	0	1	1	1	5	1	5	0
10	Raphael Akpejori	0	0	0	0	0	0	0	0	0	0	0	0	0	1	0
15	Rion Brown	3	8	3	8	0	0	0	2	2	0	9	0	1	0	0
23	Tonye Jekiri	0	0	0	0	0	0	1	0	1	0	0	0	0	0	0
TEAM		3 3 6														
Totals		25	53	9	26	9	13	8	26	34	11	68	10	12	8	7
TOTAL FG%		1st Half: 12-26 46.2%														
3-Pt. FG%		1st Half: 4-12 33.3%														
FThrow %		1st Half: 2-4 50.0%														
		2nd Half: 13-27 48.1%														
		2nd Half: 5-14 35.7%														
		2nd Half: 7-9 77.8%														
		Game: 47.2%														
		Game: 34.6%														
		Game: 69.2%														

UNC 10-5, 0-2 ACC		tot-fg 3-pt					rebounds										
##	Player	f	fga	fg	fta	ft	of	de	tot	pf	tp	a	to	b	s	min	
14	Hubert, Desmond	f	0	1	0	0	1	2	0	2	0	0	1	0	1	12	
35	Bullock, Reggie	f	4	16	3	8	0	0	2	4	6	0	11	5	4	0	34
43	McAdoo, James	f	5	14	0	0	4	5	2	4	6	3	14	0	1	0	32
01	Strickland, Dexter	g	0	1	0	0	0	0	0	0	0	0	0	0	0	0	26
05	Paige, Marcus	g	4	7	2	3	0	0	0	5	5	4	10	5	3	0	33
00	James, Joel	g	1	1	0	0	0	0	0	1	1	0	2	0	0	0	4
10	Johnson, Brice	g	5	8	0	0	0	1	2	1	3	2	10	1	1	1	18
15	Hairston, P.J.	g	2	7	1	4	0	0	1	2	3	5	2	2	1	2	26
21	Simmmons, Jackson	g	1	1	0	0	0	0	0	1	1	0	2	1	0	0	3
25	Tokoto, J.P.	g	2	4	0	0	0	0	1	2	3	1	4	1	0	0	12
TEAM		2 1 3															
Totals		24	60	6	15	5	8	12	21	33	11	59	15	11	3	9	200
TOTAL FG%		1st Half: 13-27 48.1%															
3-Pt. FG%		1st Half: 4-8 50.0%															
FThrow %		1st Half: 2-2 100%															
		2nd Half: 11-33 33.3%															
		2nd Half: 2-7 28.6%															
		2nd Half: 3-6 50.0%															
		Game: 40.0%															
		Game: 40.0%															
		Game: 62.5%															

Officials: Les Jones, Michael Stephens, Joe Lindsay
Technical fouls: University of Miami-None. North Carolina-None.
Attendance: 20516

Score by Periods	1st	2nd	Total
University of Miami	30	38	68
North Carolina	32	27	59

Points in the paint-UM 22,NC 26. Points off turnovers-UM 14,NC 6.
2nd chance points-UM 11,NC 14. Fast break points-UM 2,NC 4.
Bench points-UM 9,NC 23. Score tied-7 times. Lead changed-11 times.
Last FG-UM 2nd-03:05, NC 2nd-00:48.
Largest lead-UM by 9 2nd-03:05, NC by 6 1st-03:09.

Miami 54, Maryland 47
1/13/13
Game 15
BankUnited Center

Maryland 13-3, 1-2		tot-fg 3-pt					rebounds																								
##	Player	f	g	a	f	a	f	g	a	o	f	d	t	p	f	a	b	s	m	in											
32	Dez Wells	f	7	11	1	2	3	5	1	4	5	3	18	1	3	1	1	1	32												
35	James Padgett	f	0	3	0	0	1	4	1	4	5	0	1	0	0	0	1	17													
25	Alex Len	c	6	13	0	1	4	9	3	6	9	3	16	0	4	2	0	31													
04	Seth Allen	g	2	8	0	3	0	0	0	3	3	4	4	0	1	0	1	29													
05	Nick Faust	g	1	8	0	2	0	0	1	7	8	1	2	2	0	1	2	24													
00	Charles Mitchell	g	0	3	0	0	0	0	0	1	1	2	0	0	0	1	0	12													
02	Logan Aronhalt	g	1	4	1	3	0	0	1	2	3	0	3	0	2	0	0	11													
10	Jake Layman	g	1	2	1	1	0	0	1	3	4	1	3	0	2	1	0	21													
15	Spencer Barks	g	0	0	0	0	0	0	0	0	0	1	0	0	0	0	0	2													
21	Pe'Shon Howard	g	0	5	0	3	0	0	0	2	2	0	0	1	1	0	1	17													
44	Shaquille Cleare	g	0	0	0	0	0	0	0	1	1	1	0	0	1	0	0	4													
TEAM		4 3 7													1																
Totals		18 57 3 15					8 18 12 36 48 16 47					4 15 6 6 200																			
TOTAL FG%		1st Half: 6-28 21.4%										2nd Half: 12-29 41.4%										Game: 31.6%									
3-Pt. FG%		1st Half: 0-6 0.0%										2nd Half: 3-9 33.3%										Game: 20.0%									
F Throw %		1st Half: 2-6 33.3%										2nd Half: 6-12 50.0%										Game: 44.4%									

Miami 12-3, 3-0		tot-fg 3-pt					rebounds																																																																																																																																																																																																																																																																																																																																																																																																																																																																																																																																																																																																																																																																																																																																																																																																																																																																																																																														
##	Player	f	g	fga	fg	fga	ft	f	of	de	tot	pf	tp	a	b	s	min																																																																																																																																																																																																																																																																																																																																																																																																																																																																																																																																																																																																																																																																																																																																																																																																																																																																																																																				
35	Kenny Kadji	f	5	13	3	6	1	6	1	4	5	3	14	0	2	1	0	33																																																																																																																																																																																																																																																																																																																																																																																																																																																																																																																																																																																																																																																																																																																																																																																																																																																																																																																			
45	Julian Gamble	f	4	9	0	0	2	3	6	9	5	8	0	3	4	1	0	32																																																																																																																																																																																																																																																																																																																																																																																																																																																																																																																																																																																																																																																																																																																																																																																																																																																																																																																			
00	Shane Larkin	g	5	11	0	3	0	0	1	3	4	0	10	6	3	1	3	37																																																																																																																																																																																																																																																																																																																																																																																																																																																																																																																																																																																																																																																																																																																																																																																																																																																																																																																			
01	Durand Scott	g	3	8	0	3	0	1	0	1	1	3	6	2	3	0	2	31																																																																																																																																																																																																																																																																																																																																																																																																																																																																																																																																																																																																																																																																																																																																																																																																																																																																																																																			
04	McKinney Jones	g	3	11	2	5	4	4	0	8	8	2	12	7	0	1	0	33																																																																																																																																																																																																																																																																																																																																																																																																																																																																																																																																																																																																																																																																																																																																																																																																																																																																																																																			
10	Raphael Akpejori	g	2	0	0	0	0	0	2	2	4	1	0	0	0	0	1	7																																																																																																																																																																																																																																																																																																																																																																																																																																																																																																																																																																																																																																																																																																																																																																																																																																																																																																																			
15	Rion Brown	g	1	6	0	3	0	0	0	2	2	0	2	0	0	0	0	16																																																																																																																																																																																																																																																																																																																																																																																																																																																																																																																																																																																																																																																																																																																																																																																																																																																																																																																			
21	Erik Swoope	g	0	1	0	0	0	0	0	0	0	0	1	0	0	0	0	7																																																																																																																																																																																																																																																																																																																																																																																																																																																																																																																																																																																																																																																																																																																																																																																																																																																																																																																			
23	Tonye Jekiri	g	1	2	0	0	0	0	2	2	4	1	2	0	0	0	0	7																																																																																																																																																																																																																																																																																																																																																																																																																																																																																																																																																																																																																																																																																																																																																																																																																																																																																																																			
TEAM		2 5 7																																																																																																																																																																																																																																																																																																																																																																																																																																																																																																																																																																																																																																																																																																																																																																																																																																																																																																																																			
Totals		22		63		5		20		5		13		33		44		16		54		15		8		6		8		20		27		%		Game: 34.9%																																																																																																																																																																																																																																																																																																																																																																																																																																																																																																																																																																																																																																																																																																																																																																																																																																																																																																	
TOTAL FG%		1st Half: 8-29		27.6%		2nd Half: 14-34		41.2%																																																																																																																																																																																																																																																																																																																																																																																																																																																																																																																																																																																																																																																																																																																																																																																																																																																																																																																													

#14/15 Miami 73, Va. Tech 64
1/30/13Game 19
Cassell Stadium

Miami 16-3, 7-0		tot-fg 3-pt					rebounds																					
#	Player	fg	fga	fg	fga	ft	fta	of	de	tot	pf	tp	a	b	s	min												
35	Kenny Kadji	f	6	10	1	5	7	2	4	3	18	0	3	1	0	28												
45	Julian Gamble	f	1	1	0	0	0	1	6	7	2	2	0	0	3	24												
00	Shane Larkin	g	9	14	5	10	2	3	0	3	2	25	3	3	2	40												
01	Durand Scott	g	2	10	0	4	1	2	0	1	3	5	3	2	0	37												
04	McKinney Jones	g	4	9	2	5	2	0	3	3	1	12	4	0	0	33												
15	Rion Brown	g	2	5	1	4	0	0	1	0	1	5	2	1	0	10												
23	Tonye Jekiri	1	1	0	0	0	0	0	1	1	1	2	0	0	0	6												
42	Reggie Johnson	1	4	0	0	2	2	3	7	10	0	4	0	3	2	22												
TEAM																												
Totals		26			54			9			24			12			12			8			6			200		
TOTAL FG%		1st Half: 13-28 46.4%					2nd Half: 13-26 50.0%					Game: 48.1%																
3-Pt. FG%		1st Half: 3-11 27.3%					2nd Half: 6-13 46.2%					Game: 37.5%																
F Throw %		1st Half: 0-0 0.0%					2nd Half: 12-15 80.0%					Game: 75.0%																

Virginia Tech 11-9, 2-5		tot-fg 3-pt					rebounds									
#	Player	fg	fga	fg	fga	fta	of	de	tot	pf	tp	a	b	s	min	
02	Joey van Zegeren	f	5	0	0	0	2	4	6	3	2	0	4	0	22	
31	Jarell Eddie	f	4	5	3	3	1	3	4	3	14	2	6	0	0	
42	C.J. Barksdale	f	0	4	0	0	0	2	2	2	0	0	0	1	25	
10	Marquis Rankin	g	0	5	0	4	0	1	2	3	0	2	2	0	1	
11	Erick Green	g	11	20	5	8	3	4	0	2	2	1	30	3	0	
01	Robert Brown	g	5	2	3	0	1	0	1	0	8	4	3	0	1	
04	Cadarian Raines	5	6	0	0	0	1	2	6	8	4	10	0	2	1	
22	Christian Beyer	0	1	0	1	0	0	1	1	1	0	0	0	0	4	
24	Joey Racer	0	0	0	0	0	0	0	0	0	1	0	0	0	0+	
33	Marshall Wood	0	2	0	1	0	3	0	0	0	0	0	0	0	6	
TEAM																
Totals		24			53			10			20			11 17 2 4 200		
TOTAL FG%		1st Half: 13-24 54.2%					2nd Half: 11-29 37.9%					Game: 45.3%				
3-Pt. FG%		1st Half: 5-10 50.0%					2nd Half: 5-10 50.0%					Game: 50.0%				
F Throw %		1st Half: 1-5 20.0%					2nd Half: 5-6 83.3%					Game: 54.5%				

Officials: Karl Hess, Bryan Kersey, Brian Dorsey
Technical fouls: University of Miami-None. Virginia Tech-None.
Attendance: 5436
Score by Periods

Points in the paint-UM 26,VT 16. Points off turnovers-UM 16,VT 12.
2nd chance points-UM 8,VT 6. Fast break points-UM 4,VT 12.
Bench points-UM 11,VT 18. Score tied-3 times. Lead changed-8 times.
Last FG-UM 2nd-00:40, VT 2nd-00:11.
Largest lead-UM by 12 2nd-00:21, VT by 12 1st-05:56.

#14/15 Miami 79, #19 NC State 78
2/2/13Game 20
PNC Arena

Miami 17-3 (8-0 ACC)		tot-fg 3-pt					rebounds									
#	Player	fg	fga	fg	fga	ft	fta	of	de	tot	pf	tp	a	b	s	min
00	Shane Larkin	* 5	9	2	5	1	4	0	3	3	3	13	5	1	0	5
01	Durand Scott	* 6	10	0	3	6	9	0	2	2	3	18	2	2	0	2
04	McKinney Jones	* 2	11	0	7	0	0	0	1	1	0	4	0	1	0	0
35	Kenny Kadji	* 5	10	1	3	2	2	2	3	5	3	13	0	1	0	0
45	Julian Gamble	* 6	9	0	0	4	4	4	0	4	1	16	1	0	1	2
15	Rion Brown	0	2	0	2	0	0	1	0	1	3	0	0	0	0	0
23	Tonye Jekiri	0	0	0	0	0	0	2	0	2	0	0	1	2	0	0
42	Reggie Johnson	6	10	0	1	3	4	2	6	8	3	15	0	1	1	1
TEAM																
Totals		30			61			3			21			16		
TOTAL FG%		1st Half: 14-32 43.8%			2nd Half: 16-29 55.2%			Game: 49.2%								
3-Pt. FG%		1st Half: 1-13 7.7%			2nd Half: 2-8 25.0%			Game: 14.3%								
FThrow %		1st Half: 5-6 83.3%			2nd Half: 11-17 64.7%			Game: 69.6%								

NC State 16-6 (5-4 ACC)		tot-fg 3-pt					rebounds									
#	Player	fg	fga	fg	fga	ft	fta	of	de	tot	pf	tp	a	b	s	min
00	Purvis, Rodney	* 5	9	2	3	1	2	2	2	4	3	13	2	4	0	27
01	Howell, Richard	* 7	11	0	0	1	1	3	5	8	2	15	1	2	1	35
14	Vandenberg, J.	* 0	2	0	0	0	0	0	0	0	1	0	0	0	1	7
15	Wood, Scott	* 3	5	2	3	0	0	0	2	2	3	8	0	2	0	30
24	Warren, T.J.	* 3	5	0	1	2	2	1	0	1	4	8	2	1	1	17
02	Leslie, C.J.	6	12	0	0	6	7	2	10	12	4	18	1	2	0	1
12	Lewis, Tyler	4	8	0	2	8	9	0	2	2	0	16	5	1	0	36
TEAM																
Totals		28			52			4			9			22		
TOTAL FG%		1st Half: 15-32 46.9%			2nd Half: 13-20 65.0%			Game: 53.8%								
3-Pt. FG%		1st Half: 1-6 16.7%			2nd Half: 3-3 100%			Game: 44.4%								
FThrow %		1st Half: 9-11 81.8%			2nd Half: 9-10 90.0%			Game: 85.7%								

Officials: James Luckie, Tim Kelly, Bernard Clinton
Technical fouls: University of Miami-Reggie Johnson. NC State-None.
Attendance: 19557
Score by Periods


Points in the paint-UM 50,ST 44. Points off turnovers-UM 22,ST 8.
2nd chance points-UM 16,ST 8. Fast break points-UM 15,ST 17.
Bench points-UM 15,ST 34. Score tied-1 time. Lead changed-4 times.
Last FG-UM 2nd-00:00, ST 2nd-03:10.
Largest lead-UM by 9 1st-13:45, ST by 10 2nd-13:53.

#8/11 Miami 72, Boston College 50
2/5/13Game 21
BankUnited Center

BC 10-12, 2-7 ACC		tot-fg 3-pt					rebounds												
#	Player	*fg	fga	fg	fga	ft	fta	of	de	tot	pf	tp	a	b	s	min			
04	Odio, Eddie	* 2	6	0	2	1	2	1	1	2	4	5	0	1	1	2			
12	Anderson, Ryan	* 5	11	0	0	4	8	5	6	11	1	14	1	1	0	0			
20	Jackson, Lonnie	* 3	10	3	8	0	0	0	0	2	9	2	1	0	0	3			
21	Hanlan, Olivier	* 8	14	0	4	0	0	1	0	1	1	16	2	0	0	1			
25	Rahon, Joe	* 0	4	0	3	0	0	1	6	7	0	0	1	1	0	2			
13	Cain Carney, John	0	0	0	0	0	0	0	0	0	0	0	0	0	0	2			
15	Van Nest, Andrew	1	4	1	2	0	0	2	2	4	2	3	0	2	0	0			
24	Clifford, Dennis	0	0	0	0	0	0	0	1	1	1	0	0	1	0	0			
31	Rubin, Danny	1	4	1	4	0	0	0	0	2	3	0	0	0	0	0			
33	Heckmann, Patrick	0	1	0	0	0	0	1	1	3	0	0	0	1	0	0			
TEAM																			
Totals		20			54			5			23			10					
TOTAL FG%		1st Half: 8-21 38.1%			2nd Half: 12-33 36.4%			Game: 37.0%											
3-Pt. FG%		1st Half: 4-11 36.4%			2nd Half: 1-12 8.3%			Game: 21.7%											
F Throw %		1st Half: 3-6 50.0%			2nd Half: 2-4 50.0%			Game: 50.0%											

Miami 18-3, 9-0 ACC		tot-fg 3-pt			rebounds								
#	Player	fg	fga	fg	fga	ft	fta	of	de	tot	pf	tp	a

2012-13 Photo Roster



25
Garrius Adams
Sr. | G | 6-6 | 195
Apex, N.C.
Middle Creek




10
Raphael Akpejori
Jr. | F | 6-10 | 236
Lagos, Nigeria
Sunrise Christian Academy (Kan.)




15
Rion Brown
Jr. | G | 6-6 | 200
Hinesville, Ga.
Liberty County



45
Julian Gamble
Sr. | F/C | 6-10 | 250
Durham, N.C.
Southern Durham



12
Justin Heller
Jr. | G | 6-2 | 180
Boca Raton, Fla.
West Boca Raton Community




Tonye Jekiri
Fr. | C | 7-0 | 227
Hialeah, Fla.
Champagnat Catholic School




42
Reggie Johnson
Sr. | C | 6-10 | 292
Winston-Salem, N.C.
Winston-Salem Prep




35
Kenny Kadji
Sr. | F/C | 6-11 | 242
Douala, Cameroon
Pendleton/IMG/Florida



0
Shane Larkin
So. | G | 5-11 | 176
Orlando, Fla.
Dr. Phillips (Fla.)




4
Trey McKinney Jones
Sr. | G | 6-5 | 220
Milwaukee, Wis.
South Milwaukee/UMKC



1
Durand Scott
Sr. | G | 6-5 | 203
The Bronx, N.Y.
Rice High



3
Steve Sorenson
Fr. | G | 6-0 | 151
Dallas, Texas
Mark's School of Texas



21
Erik Swoope
Jr. | F | 6-6 | 233
Lake Elsinore, Calif.
Harvard-Westlake



Jim Larranaga
Head Coach



Eric Konkol
Assistant Coach



Michael Huger
Assistant Coach



Chris Caputo
Assistant Coach



Mike Summey
Director of Operations



GARRIUS ADAMS

Senior | Guard | 6-6 | 195

Apex, N.C. | Middle Creek

#25

Adams Season / Career Highs

Points

Season: --

Career: 16, at UNGC 02/15/11

Rebounds

Season: --

Career: 9, vs. Virginia 2/5/11

Assists

Season: --

Career: 6, vs. McNeese State 11/24/10

Steals

Season: --

Career: 3, (4x) last at Ole Miss 11/25/11

Blocked Shots

Season: --

Career: 2, (2x) last vs. Boston College 1/19/10

Field Goals

Season: --

Career: 6, at UNGC 2/15/11

Field Goal Attempts

Season: --

Career: 11, at UNGC 2/15/11

Free Throws

Season: --

Career: 7, vs. UCF 12/18/10

Free Throw Attempts

Season: --

Career: 12, vs. UCF 12/18/10

3-Point Field Goals

Season: --

Career: 4 (2x) last at West Virginia 12/10/11

3-Point Field Goal Attempts

Season: --

Career: 7 (4x) last vs. FGCU 11/22/11

Foul Disqualifications

Season: --

Career: 1, vs. Tennessee Tech 11/11/11

Minutes

Season: --

Career: 40, vs. Virginia 2/5/11

As a Junior (2011-12): In 19 games, averaged 4.5 points, 2.1 rebounds, 0.9 assists and 0.6 steals in 16.9 minutes per game ... Shot 39.7 percent from field, 34.0 from distance and 55.0 at the line ... Started first six games of season ... Sat out 14 games in January and February with lower extremity injury. Had surgery on Jan. 19 and returned to court Feb. 18 ... Posted 2.4 points, 0.6 rebounds in five ACC games ... Scored 6.5 ppg in two NIT games, playing 25.5 mpg ... Led (or tied) for team game highs in steals four times and in scoring, rebounding, assists and blocks once apiece ... Season highs include 15 points at West Virginia, eight rebounds vs. Tennessee Tech, three assists vs. Valparaiso, trio of steals at Ole Miss, four three-pointers made at West Virginia and 32 minutes at West Virginia and against Florida Gulf Coast.

As a Sophomore (2010-11): Played in all 36 games, with 24 starts - including stretch of 15 straight during ACC play (1/15-3/6) ... Averaged 7.3 points, 3.7 rebounds, 1.8 assists and 1.0 steal in 28.2 minutes per game ... Played at least 20 minutes in 33-of-36 games this season, with 1,014 minutes on hardwood, ranking 17th in program history ... Scored in double-figures 12 times, including seven times versus ACC opponents ... Grabbed five-plus boards 11 times, including season-high nine in overtime win against Virginia (2/5).

As a Freshman (2009-10): Averaged 3.8 points and 2.1 rebounds per game, playing in 32 games as true freshman -- tying Reggie Johnson for second-most appearances among UM freshmen in 2009-10 ... Started seven-straight games in ACC play -- also second most among UM freshmen, posting 3.9 points and 1.7 boards per outing versus conference opponents ... Knocked down three-pointer in seven of last 12 games ... Scored in double figures twice, including season- and game-high 13 points at Wake Forest (2/2) on season-best 4-of-8 shooting from field -- including season-best 3-for-5 from beyond the -- with three rebounds and steal.

High School: Ranked among the top 20 shooting guards by ESPN and among top 30 by Scout ... Averaged 21.8 points per game as a senior en route to setting Middle Creek High School scoring record in career points ... In 2009, named to N.C. Basketball Coaches Association District 5 All-District first team and NCPreps.com All-State Boys Basketball Team ... Competed in North Carolina/South Carolina All-Star Classic ... As a junior, averaged 18.2 points and 7.8 rebounds per game en route to NCHSAA 4-A All-State honors ... Coached by David Kushner ... Averaged 20.1 points per game with AAU team -- Garner Road, and was named to all-tournament team at Bob Gibbons Tournament of Champions in May 2008 ... Also recruited by Wake Forest, NC State, Virginia Tech and South Carolina.

Personal: First name is pronounced GARY-us ... Born Nov. 15, 1990 ... Son of Valerie and Gary Adams ... Brother to Deion, Ashley and Destiny ... Will graduate in June 2013 with a degree in sports administration ... Aspirations of becoming general manager of NBA team ... Off the court, enjoys music.

2009-10			
Opposition	P	R	A
NC Central	3	4	0
Nova Southeastern	10	2	0
Tulane	4	2	1
UNC Wilmington	0	0	0
South Carolina	3	2	0
FGCU	6	3	2
USC Upstate	1	3	1
Minnesota	2	1	1
at Boston College	4	1	1
SC State	5	4	1
at Stetson	4	5	0
FAU	9	2	1
NC A&T	1	8	1
Bethune-Cookman	6	2	0
at Pepperdine	5	1	2
Wake Forest	0	1	0
at Virginia Tech	6	2	1
at Virginia	0	1	0
Boston College	2	2	3
at Maryland	4	1	1
Virginia Tech	3	1	0
at Wake Forest	13	3	0
at Florida St.	5	3	1
Georgia Tech	6	3	0
at Clemson	5	0	2
Duke	2	2	0
Virginia	3	3	0
NC State	9	1	0
at North Carolina	0	1	0
Florida St.	0	2	0
Wake Forest	0	0	0
Duke	0	0	0

2010-11			
Opposition	P	R	A
Jacksonville	3	1	3
at Memphis	5	7	0
N.C. Central	10	3	2
at Rutgers	0	0	0
McNeese St.	11	4	6
at FGCU	13	5	1
Ole Miss	6	3	2
West Virginia	9	3	2
at Stetson	4	2	5
UCF	7	5	0
Oral Roberts	10	2	0
Rice	9	4	3
Akron	4	1	1
Pepperdine	6	0	2
at Duke	0	3	0
at Clemson	14	5	3
BC	12	2	2
Florida St.	2	8	2
at NC State	2	2	2
UNC	12	3	1
at Virginia Tech	11	2	1
Georgia Tech	11	3	1
Virginia	8	9	2
at Wake Forest	8	4	1
Duke	9	6	2
at UNGC	16	4	2
Clemson	4	5	3
at BC	12	6	4
at Florida St.	7	8	3
Maryland	4	4	3
at Georgia Tech	7	1	1
Virginia	10	5	2
UNC	0	3	1
FAU	4	2	1
Missouri St.	8	3	1
at Alabama	4	4	1

2011-12			
Opposition	P	R	A
TENNESSEE TECH	3	8	0
RUTGERS	9	3	2
UNF	14	5	2
FLA. GULF COAST	7	4	1
at Ole Miss	4	7	1
at Purdue	2	1	1
Memphis	0	0	0
at West Virginia	15	3	2
APPALACHIAN ST.	3	1	1
UNCG	0	1	1
WAKE FOREST	6	2	1
at Maryland	0	0	0
FLORIDA STATE	1	0	0
at NC State	5	1	0
BOSTON COLLEGE	0	0	1
at Georgia Tech	0	0	0
vs. Florida State	3	1	1
VALPARAISO	8	2	3
MINNESOTA	5	1	0

ADAMS CAREER STATISTICS

Season	GP	GS	Min.	Avg.	FG	FGA	Pct.	FG	FGA	Pct.	FT	FTA	Pct.	Off.	Def.	Tot.	Avg.	PF	FO	Ast.	TO	Blk	Stl	Pts.	Avg.
2009-10	32	7	540	16.9	38	118	.322	26	89	.292	19	29	.655	19	47	66	2.1	20	0	19	25	6	23	121	3.8
2010-11	36	24	1014	28.2	88	227	.388	35	114	.307	51	75	.680	37	95	132	3.7	68	0	66	60	6	37	262	7.3
2011-12	19	6	319	16.8	29	73	.397	16	47	.340	11	20	.550	11	29	40	2.1	21	1	17	14	2	11	85	4.5
TOTAL	87	37	1873	21.5	155	418	.371	77	250	.308	81	124	.653	67	171	238	2.7	109	1	102	99	14	71	468	5.4



RAPHAEL AKPEJIORI #10

Junior | Forward | 6-10 | 236

Lagos, Nigeria | Sunrise Christian Academy (Kan.)

- Very strong and physical player who loves contact and has no regard for his own body
- Sets hard screens and rebounds at a good rate
- Majoring in mechanical engineering, taking classes such as applied thermodynamics and design of fluid & thermal systems. Three siblings are studying in Nigeria to be a civil engineer, chemical engineer and cell biology & genetics engineer.
- 185 test: 16 reps | Front squat: 330 | 1-step vertical: 33.5 | Bench max: 270
- Improved bench max from 215 to 270 and 185 test from 9-16 in 15 months under strength coach Jim Krumpus
- Full name is Ethasor Raphael Akpejori ... Goes by Raphael ... First name is pronounced A-tha-saur ... Last name is pronounced AHK-peh-jour-ee
- Born Oct. 10, 1990
- Also recruited by Texas A&M, Colorado, USF and UCF

As a Sophomore (2011-12):

- Averaged 3.1 points and 2.6 rebounds in first nine games of season
- Led (or tied) for team game highs in blocked shots three times and in rebounds once
- Averaged 11.9 minutes per game until return of Reggie Johnson
- Book Buster (3.0 GPA), Athletics Director Honor Roll (3.2 GPA), Dean's List (3.5 GPA)

As a Freshman (2010-11):

- UM's second-most active player on glass, pulling down 18.5 percent of rebounds when in game - including 20.8 percent of defensive boards.

High School

Kansas All-State Class 1-A honorable mention selection ... Rated as No. 64 power forward by ESPN ... Played AAU basketball for Baltimore Elite ... Played in international game during 2008 Jordan Brand Basketball Classic in New York City.

Akpejori Season / Career Highs

Points

Season: 4, at Boston College, 1/16/13
Career: 8, vs. NC Central 11/19/10
ACC: 4 (2x) last at Boston College, 1/16/13

Rebounds

Season: 4 (2x) last vs. Maryland, 1/13/13
Career: 7, at Purdue 11/29/11
ACC: 4 (3x) last vs. Maryland, 1/13/13

Assists

Season: 1, vs. Florida State, 1/27/13
Career: 1 (3x), last vs. Florida State, 1/27/13
ACC: 1, vs. Florida State, 1/27/13

Steals

Season: 1 (3x), last vs. Florida State, 1/27/13
Career: 1, (8x), last vs. Florida State, 1/27/13
ACC: 1 (5x), last vs. Florida State, 1/27/13

Blocked Shots

Season: 2, vs. Charlotte, 12/14/12
Career: 4 (2x), last vs. UNF 11/19/11
ACC: 2, vs. Florida State, 1/19/11

Field Goals

Season: 2, at Boston College, 1/16/13
Career: 3 (2x) last vs. Tennessee Tech 11/11/11
ACC: 2 (2x) last at Boston College, 1/16/13

Field Goal Attempts

Season: 3 (2x) last at Boston College, 1/16/13
Career: 4, UNF 11/19/11
ACC: 3 (3x) last at Boston College, 1/16/13

Free Throws

Season: 1, vs. Arizona, 12/23/12
Career: 4, at Rutgers 11/21/10
ACC: 2, vs. Florida State, 1/19/11

Free Throw Attempts

Season: 2, vs. Arizona, 12/23/12
Career: 4 (4x), last vs. Memphis 12/06/11
ACC: 3, at Duke, 1/2/11

3-Point Field Goals

Season: --

Career: --

ACC: --

3-Point Field Goal Attempts

Season: --

Career: --

ACC: --

Foul Disqualifications

Season: --

Career: --

Minutes

Season: 13, at Georgia Tech, 1/5/13

Career: 22, vs. UNF 11/19/11

ACC: 13, at Georgia Tech, 1/5/13

CAREER STATISTICS

Season	GP			Min.	Avg.	Total			3-Point			Free Throws			Rebounds			Scoring			Pts.	Avg.
	GP	GS	Min.			FGA	Pct.	FG	FGA	Pct.	FT	FTA	Pct.	Off.	Def.	Tot.	Avg.	PF	FO	Ast.		
2010-11	20	0	98	4.9	5	10	.500	0	0	.000	21	32	.656	13	18	31	1.6	16	0	5	12	2
2011-12	22	3	147	6.7	13	27	.481	0	0	.000	10	17	.588	21	12	33	1.5	27	0	2	7	11
2012-13	14	0	71	5.1	5	13	.385	0	0	.000	1	3	.333	6	12	18	1.3	7	0	1	2	3
TOTAL	56	3	316	5.6	23	50	.460	0	0	.000	32	52	.615	40	42	82	1.5	50	0	3	14	26

AKPEJIORI 2012-13

Opponent	Date	GS	Min	FG	FGA	Pct	3FG	FGA	Pct	FT	FTA	Pct	Off	Def	Tot	Avg	PF	FO	A	TO	Blk	Stl	Pts	Avg
STETSON	11-09-12		DNP																					
at FGCU	11-13-12		DNP																					
JACKSONVILLE	11-16-12		DNP																					
DETROIT	11-24-12		DNP																					
MICHIGAN STATE	11-28-12		DNP																					
at Massachusetts	12-01-12		DNP																					
CHARLOTTE	12-14-12	3	1	2	.500	0	0	.000	0	1	.000	0	0	0	0.0	0	0	0	0	2	0	2	2.0	
at UCF	12-18-12	1	0	0	.000	0	0	.000	0	0	.000	0	1	1	0.5	0	0	0	0	0	0	0	1.0	
at Hawai'i	12-22-12	4	0	0	.000	0	0	.000	0	0	.000	1	1	2	1.0	0	0	0	0	0	0	0	0.7	
vs Arizona	12-23-12	3	0	0	.000	0	0	.000	1	2	.500	0	1	1	1.0	0	0	0	0	0	0	1	0.8	
vs Indiana State	12-25-12	11	1	2	.500	0	0	.000	0	0	.000	2	1	3	1.4	1	0	0	1	0	0	2	1.0	
LA SALLE	01-02-13	3	0	0	.000	0	0	.000	0	0	.000	0	0	0	1.2	0	0	0	0	0	0	0	0.8	
at Georgia Tech	01-05-13	13	1	3	.333	0	0	.000	0	0	.000	1	3	4	1.6	4	0	0	1	0	1	2	1.0	
at North Carolina	01-10-13	7	0	0	.000	0	0	.000	0	0	.000	0	0	0	1.4	0	0	0	0	1	0	0	0.9	
MARYLAND	01-13-13	7	0	2	.000	0	0	.000	0	0	.000	2	2	4	1.7	1	0	0	0	0	1	0	0.8	
at Boston College	01-16-13	12	2	3	.667	0	0	.000	0	0	.000	0	2	2	1.7	0	0	0	0	0	0	4	1.1	
DUKE	01-23-13	2	0	0	.000	0	0	.000	0	0	.000	0	1	1	1.6	0	0	0	0	0	0	0	1.0	
FLORIDA STATE	01-27-13	2	0	0	.000	0	0	.000	0	0	.000	0	0	0	1.5	1	0	1	0	0	1	0	0.9	
at Virginia Tech	01-30-13		DNP																					
at NC State	02-02-13		DNP																					
BOSTON COLLEGE	02-05-13	2	0	1	.000	0	0	.000	0	0	.000	0	0	0	1.4	0	0	0	0	0	0	0	0.8	
NORTH CAROLINA	02-09-13	1	0	0	.000	0	0	.000	0	0	.000	0	0	0	1.3	0	0	0	0	0	0	0	0.8	
Totals		0	71	5	13	.385	0	0	.000	1	3	.333	6	12	18	1.3	7	0	1	2	3	3	11	0.8



TONYE JEKIRI

Freshman | Center | 7-0 | 227

#23

Hialeah, Fla. | Chagnat Catholic School

- Only played basketball for three years after moving to South Florida in September 2010 to begin hoops career
- Terrific learner who picks up concepts quickly
- Good passer for his size
- Developing his offensive game
- Can play with back to basket or step out for a 10-12-foot shot
- Runs the floor like a guard and has unstoppable motor
- Only scholarship freshman on the team, second Florida recruit in Larranaga era
- Acclimated himself well from Nigeria to US culture
- Chose jersey number 23 because July 23 is birthday
- 185 test: 9 reps | front squat: 245 | 1-step vertical: 31.5 | Bench max: 235
- Majoring in sports administration
- Born July 23, 1994 in Nigeria ... Given name is Tonye Frank Jekiri (TAHN-yay Ja-KEER-EE) ... Brother to Tammie, Omiebi and Boma
- Originally from Nigeria, Jekiri moved to South Florida in September 2010 to begin basketball career ... Previously played soccer
- Chose Miami over considerations from Virginia Tech, Clemson, Florida State, Auburn, Vanderbilt and Alabama
- Larranaga's second recruit from state of Florida, joining current Canes sophomore Shane Larkin from Orlando, Fla.

High School

Rated 17th-best center in country by *ESPN.com* and No. 13 by *Scout.com* ... Averaged 20 points, 12 rebounds and 5 blocks per game as a senior ... Notched 45 points and 20 rebounds in regional semifinals and 18 points, 14 rebounds and six blocks in regional finals ... Led team to 2A state title game ... First team 2011-12 Boys Class 2A All-State team ... First team All-FHSAA Tournament at state championships ... *Orlando Sentinel's* 2011-12 All-Florida boys basketball team ... Averaged 14 points and 10 rebounds per game as a junior with Chagnat, first year of organized hoops ... Team MVP ... Team captain ... On AAU circuit, played for Team Breakdown ... Dominated at Source Hoops Elite Camp and led Team Breakdown to championships in Breakdown Hoops Festival and Big Shots Myrtle Beach I.

Jekiri Career Highs

Points

Career: 4, vs. Florida State, 1/27/13

ACC: 4, vs. Florida State, 1/27/13

Rebounds

Career: 4 (2x) last vs. Boston College 2/5/13

ACC: 4 (2x) last vs. Boston College 2/5/13

Assists

Career: 1 (2x), last at Boston College, 1/16/13

ACC: 1, at Boston College, 1/16/13

Steals

Career: 1 (5x), last vs. Boston College 2/5/13

ACC: 1 (3x), last vs. Boston College 2/5/13

Blocked Shots

Career: 2, vs. Charlotte, 12/14/12

ACC: 1 (4x), last vs. Boston College 2/5/13

Field Goals

Career: 2, vs. Florida State, 1/27/13

ACC: 2, vs. Florida State, 1/27/13

Field Goal Attempts

Career: 3 (3x), last vs. Florida State, 1/27/13

ACC: 3 (2x), last vs. Florida State, 1/27/13

Free Throws

Career: 2, at Georgia Tech, 1/5/13

ACC: 2, at Georgia Tech, 1/5/13

Free Throw Attempts

Career: 2 (4x), last vs. Boston College 2/5/13

ACC: 2 (2x), last vs. Boston College 2/5/13

3-Point Field Goals

Career: --

ACC: --

3-Point Field Goal Attempts

Career: --

ACC: --

Foul Disqualifications

Career: --

Minutes

Career: 12 (2x) last vs. Florida State, 1/27/13


ACC: 12 (2x) last vs. Florida State, 1/27/13

CAREER STATISTICS

Season	GP	GS	Min.	Avg.	FG	Total FGA	Pct.	3-Point FG	3-Point FGA	Pct.	Free Throws FT	Free Throws FTA	Pct.	Rebounds Off.	Rebounds Def.	Tot.	Avg.	PF	FO	Ast.	TO	Blk	Stl	Pts.	Avg.
2012-13	20	0	141	7.1	8	16	.500	0	0	.000	4	10	.400	17	13	30	1.5	21	0	3	9	7	5	20	1.0

JEKIRI 2012-13

Opponent	Date	GS	Min	TOTAL FG	FGA	Pct	3FG	FGA	Pct	FT	FTA	Pct	REBOUNDS Off	Def	Tot	Avg	PF	FO	A	TO	Blk	Stl	Pts	Avg
STETSON	11-09-12		DNP																					
at FGCU	11-13-12	9	0	0	.000	0	0	.000	1	2	.500	1	1	2	2.0	2	0	0	1	0	0	1	1.0	
JACKSONVILLE	11-16-12	6	0	0	.000	0	0	.000	0	1	.000	0	0	0	1.0	1	0	0	1	0	1	0	0.5	
DETROIT	11-24-12		DNP																					
MICHIGAN STATE	11-28-12	8	0	0	.000	0	0	.000	0	0	.000	0	2	2	1.3	1	0	0	0	0	0	0	0.3	
at Massachusetts	12-01-12	2	0	0	.000	0	0	.000	0	0	.000	0	0	0	1.0	0	0	0	0	0	0	0	0.3	
CHARLOTTE	12-14-12	11	0	0	.000	0	0	.000	0	0	.000	0	0	0	0.8	1	0	0	0	2	0	0	0.2	
at UCF	12-18-12	8	1	3	.333	0	0	.000	1	2	.500	2	0	2	1.0	4	0	0	0	0	0	3	0.7	
at Hawai'i	12-22-12	9	0	0	.000	0	0	.000	0	0	.000	0	0	0	0.9	1	0	1	0	0	1	0	0.6	
vs Arizona	12-23-12	7	0	1	.000	0	0	.000	0	0	.000	1	1	2	1.0	3	0	0	0	1	0	0	0.5	
vs Indiana State	12-25-12	0	0	0	.000	0	0	.000	0	0	.000	0	0	0	0.9	0	0	0	0	0	0	0	0.4	
LA SALLE	01-02-13	3	0	0	.000	0	0	.000	0	0	.000	0	1	1	0.9	0	0	0	0	0	0	0	0.4	
at Georgia Tech	01-05-13	7	0	0	.000	0	0	.000	2	2	1.000	2	0	2	1.0	0	0	0	1	1	0	2	0.5	
at North Carolina	01-10-13	2	0	0	.000	0	0	.000	0	0	.000	1	0	1	1.0	0	0	0	0	0	0	0	0.5	
MARYLAND	01-13-13	7	1	2	.500	0	0	.000	0	0	.000	2	2	4	1.2	1	0	0	0	0	0	2	0.6	
at Boston College	01-16-13	7	0	0	.000	0	0	.000	0	0	.000	0	1	1	1.2	1	0	1	1	0	1	0	0.6	
DUKE	01-23-13	12	1	3	.333	0	0	.000	0	1	.000	1	1	2	1.3	0	0	0	0	1	1	2	0.7	
FLORIDA STATE	01-27-13	12	2	3	.667	0	0	.000	0	0	.000	1	1	2	1.3	3	0	0	2	1	0	4	0.9	
at Virginia Tech	01-30-13	6	1	1	1.000	0	0	.000	0	0	.000	0	1	1	1.3	1	0	0	0	0	0	2	0.9	
at NC State	02-02-13	6	0	0	.000	0	0	.000	0	0	.000	2	0	2	1.3	0	0	1	2	0	0	0	0.9	
BOSTON COLLEGE	02-05-13	10	1	2	.500	0	0	.000	0	2	.000	3	1	4	1.5	1	0	0	0	1	1	2	0.9	
NORTH CAROLINA	02-09-13	9	1	1	1.000	0	0	.000	0	0	.000	1	1	2	1.5	1	0	0	1	0	0	2	1.0	
Totals		0	141	8	16	.500	0	0	.000	4	10	.400	17	13	30	1.5	21	0	3	9	7	5	20	1.0



JUSTIN HELLER

Junior | Guard | 6-2 | 180

Boca Raton, Fla. | West Boca Raton Community

#12

Heller Career Highs

Points

Career: 2, vs. Charlotte, 12/14/12

Rebounds

Career: 3, vs. Charlotte, 12/14/12

Assists

Career: 1 (2x) last vs. Florida State, 1/27/13

Steals

Career: --

Blocked Shots

Career: --

Field Goals

Career: 1, vs. Charlotte, 12/14/12

Field Goal Attempts

Career: 1 (5x) last vs. Florida State, 1/27/13

Free Throws

Career: --

Free Throw Attempts

Career: 2, vs. Charlotte, 12/14/12

3-Point Field Goals

Career: --

3-Point Field Goal Attempts

Career: 1 (2x) last vs. Florida State, 1/27/13

Minutes

Career: 3, vs. Charlotte, 12/14/12

2011-12			
Opposition	P	R	A
at Charlotte	0	0	0
APPALACHIAN ST.	0	2	0
at Boston College	0	0	0
VIRGINIA TECH	0	0	0
WAKE FOREST	0	0	0
BOSTON COLLEGE	0	0	0
MINNESOTA	0	0	0

As a Sophomore (2011-12): Played in seven games, including four ACC matchups ... Attempted two shots, including one three pointer ... Grabbed a pair of defensive rebounds ... Season highs include one field goal attempt against Boston College and Wake Forest, one three-point attempt vs. Boston College, two rebounds against Appalachian State and two minutes vs. Appalachian State ... Book Buster (3.0 GPA) ... Athletics Director Honor Roll (3.2 GPA).

As a Freshman (2010-11): Walked onto team ... Practiced, but did not see any game time.

High School: After transferring to West Boca, played one year of varsity basketball for the Bulls ... Among top 30 three-point scorers in Palm Beach County in 2009-10 ... Bulls were only team to beat powerhouse Dwyer, the top-ranked high school in county, with 82-73 victory.

Personal: Born on Dec. 26, 1991 ... Son of Neal Heller and Liz Heller ... Brother to Anthony Anderson ... Majoring in finance, with aspirations of becoming a CEO ... Recruited by American and North Florida ... Nickname is J-Hell.

CAREER STATISTICS

Season	GP	GS	Min.	Avg.	FG	FGA	Pct.	FG	FGA	Pct.	FT	FTA	Pct.	Off.	Def.	Tot.	Avg.	PF	FO	Ast.	TO	Blk	Stl	Pts.	Avg.
2011-12	7	0	4	0.6	0	2	.000	0	1	.000	0	0	.000	0	2	2	0.3	0	0	0	1	0	0	0	0.0
2012-13	8	0	10	1.3	1	3	.333	0	1	.000	0	2	.000	0	4	4	0.5	1	0	2	2	0	0	2	0.3
TOTAL	15	0	14	0.9	1	5	.200	0	2	.000	0	2	.000	0	6	6	0.4	1	0	2	3	0	0	2	0.1

HELLER 2012-13

Opponent	Date	GS	Min	TOTAL FG	FGA	Pct	3-PTS 3FG	FGA	Pct	FREE THROWS FT	FTA	Pct	REBOUNDS Off	Def	Tot	Avg	PF	FO	A	TO	Blk	Stl	Pts	Avg
JACKSONVILLE	11-16-12	0	0	0	0	.000	0	0	.000	0	0	.000	0	0	0	0.0	0	0	0	0	0	0	0	0.0
CHARLOTTE	12-14-12	3	1	1	1	1.000	0	0	.000	0	2	.000	0	3	3	1.5	0	0	0	0	0	0	2	1.0
at UCF	12-18-12	1	0	0	0	.000	0	0	.000	0	0	.000	0	0	0	1.0	0	0	1	0	0	0	0	0.7
at Hawai'i	12-22-12	1	0	0	0	.000	0	0	.000	0	0	.000	0	0	0	0.8	0	0	0	0	0	0	0	0.5
DUKE	01-23-13	1	0	1	1	.000	0	0	.000	0	0	.000	0	0	0	0.6	1	0	0	1	0	0	0	0.4
FLORIDA STATE	01-27-13	1	0	1	1	.000	0	1	.000	0	0	.000	0	1	1	0.7	0	0	1	0	0	0	0	0.3
BOSTON COLLEGE	02-05-13	2	0	0	0	.000	0	0	.000	0	0	.000	0	0	0	0.6	0	0	0	1	0	0	0	0.3
NORTH CAROLINA	02-09-13	1	0	0	0	.000	0	0	.000	0	0	.000	0	0	0	0.5	0	0	0	0	0	0	0	0.3



STEVE SORENSON

Freshman | Guard | 6-0 | 151

Dallas, Texas | Mark's School of Texas

#3

Sorenson Career Highs

Points

Career: 1, vs. Duke 1/23/13

Rebounds

Career: --

Assists

Career: --

Steals

Career: --

Blocked Shots

Career: --

Field Goals

Career: --

Field Goal Attempts

Career: --

Free Throws

Career: 1, vs. Duke 1/23/13

Free Throw Attempts

Career: 1 (2x) last vs. Duke 1/23/13

3-Point Field Goals

Career: --

3-Point Field Goal Attempts

Career: --

Minutes

Career: 3, vs. Charlotte, 12/14/12

High School: Named all-state by Texas Association of Basketball Coaches as a senior ... TABC academic all-state ... Two-time All-Southwest Preparatory Conference ... Trinity Valley Christian all-tournament team twice ... Team captain both junior and senior seasons ... Averaged 18 points, six assists, three rebounds, two steals in senior campaign ... Shot 50 percent from both field and distance in final season ... Team leadership award ... Invited to TABC all-star game and 2012 Showboat Classic ... Team MVP ... Notched 12 points, five assists, four rebounds and two steals per game sophomore season ... Shot 50 percent from field and 49 percent from three ... Most improved player sophomore season ... Three-year letterwinner ... Honor roll all four years.

Personal: Full name is Steven Lewis Sorenson, goes by Steve ... Born Dec. 30, 1993 in St. Louis, Mo. ... Son of Skip and Yvonne ... Brother to Erik, who was a walk-on with Virginia Tech basketball team from 2010-12 ... Played AAU ball for Dallas Heroes ... Majoring in business.

CAREER STATISTICS

Season	GP	GS	Min.	Avg.	Total			3-Point			Free Throws			Rebounds			Scoring									
					FG	FGA	Pct.	FG	FGA	Pct.	FT	FTA	Pct.	Off.	Def.	Tot.	Avg.	PF	FO	Ast.	TO	Blk	Stl	Pts.	Avg.	
2012-13	7	0	9	1.3	0	0	.000	0	0	.000	1	3	.333	0	0	0	0.0	0	0	0	3	0	0	1	0.1	

SORENSEN 2012-13

Opponent	Date	GS	Min	TOTAL FG	FGA	Pct	3-PTS 3FG	FGA	Pct	FREE THROWS FT	FTA	Pct	REBOUNDS Off	Def	Tot	Avg	PF	FO	A	TO	Blk	Stl	Pts	Avg
JACKSONVILLE	11-16-12	0	0	0	0	.000	0	0	.000	0	0	.000	0	0	0	0.0	0	0	0	0	0	0	0	0.0
CHARLOTTE	12-14-12	3	0	0	0	.000	0	0	.000	0	0	.000	0	0	0	0.0	0	0	0	0	0	0	0	0.0
at Hawai'i	12-22-12	1	0	0	0	.000	0	0	.000	0	1	.000	0	0	0	0.0	0	0	0	0	0	0	0	0.0
DUKE	01-23-13	2	0	0	0	.000	0	0	.000	1	2	.500	0	0	0	0.0	0	0	0	1	0	0	1	0.3
FLORIDA STATE	01-27-13	1	0	0	0	.000	0	0	.000	0	0	.000	0	0	0	0.0	0	0	0	0	0	0	0	0.2
BOSTON COLLEGE	02-05-13	1	0	0	0	.000	0	0	.000	0	0	.000	0	0	0	0.0	0	0	0	1	0	0	0	0.2
NORTH CAROLINA	02-09-13	1	0	0	0	.000	0	0	.000	0	0	.000	0	0	0	0.0	0	0	0	1	0	0	0	0.1



2012-13 Miami Men's Basketball
University of Miami Combined Team Statistics (as of Feb 09, 2013)
All games

RECORD:	OVERALL	HOME	AWAY	NEUTRAL
ALL GAMES	19-3	11-0	8-1	0-2
CONFERENCE	10-0	5-0	5-0	0-0
NON-CONFERENCE	9-3	6-0	3-1	0-2

#	Player	gp-gs	min	avg	Total		3-Point		F-Throw		Rebounds				pf	dq	a	to	blk	stl	pts	avg
					fg-fga	fg%	3fg-fga	3fg%	ft-fa	ft%	off	def	tot	avg								
01	Durand Scott	19-19	660	34.7	97-203	.478	21-61	.344	51-71	.718	16	67	83	4.4	42	2	57	36	1	34	266	14.0
35	Kenny Kadji	22-22	648	29.5	110-223	.493	29-77	.377	49-75	.653	34	115	149	6.8	55	0	22	45	31	10	298	13.5
00	Shane Larkin	22-22	791	36.0	106-222	.477	43-99	.434	32-45	.711	8	84	92	4.2	31	0	95	47	4	48	287	13.0
42	Reggie Johnson	13-6	324	24.9	39-100	.390	1-10	.100	47-65	.723	35	79	114	8.8	29	0	12	30	20	5	126	9.7
04	Trey McKinney Jones	22-20	674	30.6	64-166	.386	34-91	.374	46-53	.868	9	67	76	3.5	37	0	40	23	1	17	208	9.5
15	Rion Brown	22-5	497	22.6	53-135	.393	23-83	.277	20-31	.645	14	23	37	1.7	23	0	23	12	2	10	149	6.8
45	Julian Gamble	22-16	450	20.5	61-110	.555	0-0	.000	23-48	.479	47	64	111	5.0	45	2	5	18	41	12	145	6.6
02	Bishop Daniels	3-0	50	16.7	5-11	.455	3-3	1.000	2-2	1.000	1	2	3	1.0	5	0	3	4	0	6	15	5.0
21	Erik Swoope	16-0	100	6.3	8-13	.615	1-1	1.000	4-15	.267	7	12	19	1.2	8	0	2	3	1	3	21	1.3
23	Tonye Jekiri	20-0	141	7.1	8-16	.500	0-0	.000	4-10	.400	17	13	30	1.5	21	0	3	9	7	5	20	1.0
10	Raphael Akpejori	14-0	71	5.1	5-13	.385	0-0	.000	1-3	.333	6	12	18	1.3	7	0	1	2	3	3	11	0.8
12	Justin Heller	8-0	10	1.3	1-3	.333	0-1	.000	0-2	.000	0	4	4	0.5	1	0	2	2	0	0	2	0.3
03	Steve Sorenson	7-0	9	1.3	0-0	.000	0-0	.000	1-3	.333	0	0	0	0.0	0	0	0	3	0	0	1	0.1
Team											27	46	73				6					
Total.....		22	4425		557-1215	.458	155-426	.364	280-423	.662	221	588	809	36.8	304	4	265	240	111	153	1549	70.4
Opponents.....		22	4425		474-1253	.378	135-443	.305	215-327	.657	239	514	753	34.2	387	7	237	277	59	118	1298	59.0

TEAM STATISTICS	UM	OPP
SCORING	1549	1298
Points per game	70.4	59.0
Scoring margin	+11.4	-
FIELD GOALS-ATT	557-1215	474-1253
Field goal pct	.458	.378
3 POINT FG-ATT	155-426	135-443
3-point FG pct	.364	.305
3-pt FG made per game	7.0	6.1
FREE THROWS-ATT	280-423	215-327
Free throw pct	.662	.657
F-Throws made per game	12.7	9.8
REBOUNDS	809	753
Rebounds per game	36.8	34.2
Rebounding margin	+2.5	-
ASSISTS	265	237
Assists per game	12.0	10.8
TURNOVERS	240	277
Turnovers per game	10.9	12.6
Turnover margin	+1.7	-
Assist/turnover ratio	1.1	0.9
STEALS	153	118
Steals per game	7.0	5.4
BLOCKS	111	59
Blocks per game	5.0	2.7
ATTENDANCE	56440	94690
Home games-Avg/Game	11-5131	9-9068
Neutral site-Avg/Game	-	2-6539

Date	Opponent		Score	Att.
11-09-12	STETSON	w	87-79	3160
11-13-12	at Florida Gulf Coast	L	51-63	4552
11-16-12	JACKSONVILLE	w	73-57	3135
11-24-12	DETROIT	w	77-62	2946
11-28-12	MICHIGAN STATE	w	67-59	5791
12-01-12	at Massachusetts	w	75-62	7004
12-14-12	CHARLOTTE	w	77-46	3275
12-18-12	at UCF	w	72-50	5189
& 12-22-12	at Hawai i	w	73-58	8120
& 12-23-12	vs Arizona	L	50-69	6564
& 12-25-12	vs Indiana State	Lot	55-57	6514
01-02-13	LA SALLE	w	76-59	3259
* 01-05-13	at Georgia Tech	w	62-49	7614
* 01-10-13	at North Carolina	w	68-59	20516
* 01-13-13	MARYLAND	w	54-47	5809
* 01-16-13	at Boston College	w	60-59	3624
* 01-23-13	DUKE	w	90-63	7972
* 01-27-13	FLORIDA STATE	w	71-47	7972
* 01-30-13	at Virginia Tech	w	73-64	5436
* 02-02-13	at NC State	w	79-78	19557
* 02-05-13	BOSTON COLLEGE	w	72-50	5149
* 02-09-13	NORTH CAROLINA	w	87-61	7972

! = ACC / Big Ten Challenge

& = Hawaiian Airlines Diamond Head Classic | Honolulu, Hawaii

* = Conference game

Score by Periods	1st	2nd	OT	Totals
University of Miami	675	868	6	1549
Opponents	600	690	8	1298



2012-13 Miami Men's Basketball
University of Miami Combined Team Statistics (as of Feb 09, 2013)
Conference games

RECORD:	OVERALL	HOME	AWAY	NEUTRAL
ALL GAMES	10-0	5-0	5-0	0-0
CONFERENCE	10-0	5-0	5-0	0-0
NON-CONFERENCE	0-0	0-0	0-0	0-0

#	Player	gp-gs	min	avg	Total		3-Point		F-Throw		Rebounds				pf	dq	a	to	blk	stl	pts	avg
					fg-fga	fg%	3fg-fga	3fg%	ft-fa	ft%	off	def	tot	avg								
35	Kenny Kadji	10-10	283	28.3	58-104	.558	17-36	.472	21-36	.583	13	52	65	6.5	22	0	6	20	13	2	154	15.4
00	Shane Larkin	10-10	358	35.8	46-95	.484	21-49	.429	12-21	.571	4	45	49	4.9	14	0	51	20	3	21	125	12.5
01	Durand Scott	10-10	336	33.6	46-103	.447	11-34	.324	20-27	.741	7	27	34	3.4	29	2	33	18	0	18	123	12.3
04	Trey McKinney Jones	10-10	289	28.9	28-83	.337	16-48	.333	17-21	.810	2	27	29	2.9	12	0	23	10	0	6	89	8.9
15	Rion Brown	10-0	206	20.6	30-62	.484	18-45	.400	8-11	.727	6	7	13	1.3	9	0	9	4	0	4	86	8.6
45	Julian Gamble	10-10	238	23.8	33-59	.559	0-0	.000	9-19	.474	27	37	64	6.4	27	1	4	8	28	7	75	7.5
42	Reggie Johnson	6-0	126	21.0	13-39	.333	0-4	.000	12-16	.750	13	30	43	7.2	14	0	4	13	7	2	38	6.3
23	Tonye Jekiri	10-0	78	7.8	7-12	.583	0-0	.000	2-5	.400	13	8	21	2.1	8	0	2	7	4	3	16	1.6
10	Raphael Akpejori	8-0	46	5.8	3-9	.333	0-0	.000	0-0	.000	3	8	11	1.4	6	0	1	1	1	3	6	0.8
21	Erik Swoope	7-0	30	4.3	1-4	.250	0-0	.000	1-5	.200	1	7	8	1.1	3	0	0	1	0	0	3	0.4
03	Steve Sorenson	4-0	5	1.3	0-0	.000	0-0	.000	1-2	.500	0	0	0	0.0	0	0	0	3	0	0	1	0.3
12	Justin Heller	4-0	5	1.3	0-2	.000	0-1	.000	0-0	.000	0	1	1	0.3	1	0	1	2	0	0	0	0.0
Team											15	29	44									
Total.....		10	2000		265-572	.463	83-217	.382	103-163	.632	104	278	382	38.2	145	3	134	107	56	66	716	71.6
Opponents.....		10	2000		214-565	.379	54-182	.297	95-147	.646	98	235	333	33.3	163	1	101	121	29	54	577	57.7

TEAM STATISTICS	UM	OPP
SCORING	716	577
Points per game	71.6	57.7
Scoring margin	+13.9	-
FIELD GOALS-ATT	265-572	214-565
Field goal pct	.463	.379
3 POINT FG-ATT	83-217	54-182
3-point FG pct	.382	.297
3-pt FG made per game	8.3	5.4
FREE THROWS-ATT	103-163	95-147
Free throw pct	.632	.646
F-Throws made per game	10.3	9.5
REBOUNDS	382	333
Rebounds per game	38.2	33.3
Rebounding margin	+4.9	-
ASSISTS	134	101
Assists per game	13.4	10.1
TURNOVERS	107	121
Turnovers per game	10.7	12.1
Turnover margin	+1.4	-
Assist/turnover ratio	1.3	0.8
STEALS	66	54
Steals per game	6.6	5.4
BLOCKS	56	29
Blocks per game	5.6	2.9
ATTENDANCE	34874	56747
Home games-Avg/Game	5-6975	5-11349
Neutral site-Avg/Game	-	0-0

Date	Opponent		Score	Att.
* 01-05-13	at Georgia Tech	w	62-49	7614
* 01-10-13	at North Carolina	w	68-59	20516
* 01-13-13	MARYLAND	w	54-47	5809
* 01-16-13	at Boston College	w	60-59	3624
* 01-23-13	DUKE	w	90-63	7972
* 01-27-13	FLORIDA STATE	w	71-47	7972
* 01-30-13	at Virginia Tech	w	73-64	5436
* 02-02-13	at NC State	w	79-78	19557
* 02-05-13	BOSTON COLLEGE	w	72-50	5149
* 02-09-13	NORTH CAROLINA	w	87-61	7972

! = ACC / Big Ten Challenge

& = Hawaiian Airlines Diamond Head Classic | Honolulu, Hawaii

* = Conference game

Score by Periods	1st	2nd	Totals
University of Miami	327	389	716
Opponents	266	311	577