



2015 MIAMI BASEBALL GAME NOTES

Miami Athletic Communications • 5821 San Amaro Drive • Coral Gables, FL 33146

HurricaneSports.com • Facebook: Facebook.com/TheUBaseball • Twitter: @CanesBaseball • Instagram: @TheUBaseball

Home to Four National Championships (1982, 1985, 1999, 2001) and 42 Consecutive NCAA Postseason Appearances

GAME INFORMATION

Date: April 1, 2015

Game Time: 6:00 p.m.

Site: Coral Gables, Fla. / Mark Light Field (4,999)

Video: Canes All-Access (HurricaneSports.com) (\$)

UM Student Radio: WVUM 90.5 FM | WVUM.org (all games)

Live Stats: HurricaneSports.com

Twitter Updates: @CanesBaseball / @HurricaneSports

Postgame Recap: HurricaneSports.com

Series History: Miami leads, 28-5

Coral Gables: Miami leads, 28-5

Daytona Beach: N/A

Neutral Site: N/A

First Meeting: Feb. 15, 1983 - Miami won, 12-3

Last Meeting: June 1, 2014 - Miami won, 10-0

Streak: Miami, three wins

#12 MIAMI 20-9, 8-4 ACC

2014: 44-19, 24-6 ACC (first place, Coastal)

Last Game: March 29, 2015
3-10 loss, at North Carolina

Head Coach: Jim Morris (Elon, 1973)
DI Career: 1,455-640-4 (34th season)
at UM: 951-373-3 (22nd season)

Projected Starter: SO LHP Danny Garcia (4-1, 2.45 ERA)

BETHUNE-COOKMAN 10-21, 9-3 MEAC

2014: 27-33, 14-10 MEAC

Last Game: March 29, 2015
3-2 win, Savannah State

Head Coach: Jason Beverlin (Western Carolina, 1994)
DI Career: 105-106 (fourth season)
at B-CU: 105-106 (fourth season)

Projected Starter: SO LHP Donte Lindsay (0-3, 7.50 ERA)

UM ATHLETICS COMMUNICATIONS

Camron Ghorbi (Miami, 2011)
c.ghorbi@miami.edu | @CamronGhorbi
(305) 284-3230 (office)
(786) 877-7329 (cell)



GAME 30

CORAL GABLES, FLA. (ALEX RODRIGUEZ PARK AT MARK LIGHT FIELD)



#12 MIAMI HURRICANES (20-9, 8-4 ACC)

Head Coach: Jim Morris (Elon, 1973)

Career Division I Record: 1,455-640-4 (34th season) | Record at Miami: 950-373-3 (22nd season)



VS.

BETHUNE-COOKMAN WILDCATS (10-21, 9-3 MEAC)

Head Coach: Jason Beverlin (Western Carolina, 1994)

Career Division I Record: 105-106 (fourth season) | Record at B-CU: 105-106 (fourth season)

MIDWEEK STORYLINES & NOTABLES

- Miami opens a **nine-game homestand** Wednesday with the first of two midweek dates against **Bethune-Cookman**.
- The Hurricanes have a **two-game lead** in the ACC's Coastal Division with an **8-4 ACC record**; Miami is **20-9 overall**.
- **Miami is ranked in the top 20 of every college baseball poll**. The Hurricanes check in at #10 in *Perfect Game's* top 25, #12 by *Baseball America*, #15 by NCBWA, #14 in the Coaches' Poll, #16 by *Collegiate Baseball* & #16 by *D1Baseball.com*.
- UM boasts a **28-5 all-time record** against **B-CU**, and topped the Wildcats twice in the **2014 NCAA Coral Gables Regional**.
- The Hurricanes have a **13-2 home record in 2015**, and have won **seven straight home series** dating back to **2014**.
- Based on the latest rankings from *WarrenNolan.com*, Miami has the **#2 RPI** nationwide and the **#3 strength of schedule**.
- Junior David Thompson is riding an **18-game hitting streak** - the longest of his **career** & longest for any Hurricane in 2015.
- Jim Morris became just the **eighth coach in Division I baseball history** to accumulate **1,400 wins** last year. With a 9-5 win over **Louisville** in early March, Morris moved into **seventh in all-time wins (1,445)** for any coach at a four-year college.
- UM hit two home runs in its most recent series with UNC to bump its season total to **24**; Miami had **25 homers** in all of 2014
- Lefthander **Danny Garcia** (4-1, 2.45 ERA) will be making his **sixth straight midweek start** Wednesday vs. the **Wildcats**.
- Miami captured the **2014 ACC Baseball Regular Season Championship**, finishing atop the ACC with a **24-6 record**.
- Miami's streak of **42 consecutive NCAA postseason appearances** is the longest active streak in Division I athletics.
- **Zack Collins** (Golden Spikes), **Andrew Suarez** (Golden Spikes) & **Bryan Garcia** (Stopper) are on major award watch lists.

PROJECTED STARTERS


TOP PERFORMERS



Miami:
LHP **Danny Garcia**
4-1, 2.45 ERA



Bethune-Cookman:
LHP **Donte Lindsay**
0-3, 7.50 ERA



JR LHP Thomas Woodrey

- Has went 6.0 innings in all six starts
- Zero earned runs last time out vs. UNC
- Two or less earned runs in 5/6 starts
- Made shift to rotation from bullpen
- Has career record of 11-1 in 120+ IP
- Seven walks is fewest among UM SPs



SO 1B Christopher Barr

- Started past 13 games at first base
- One of just four hitting over .300
- Perfect 4-for-4 on steal attempts
- Hitting .326 since start on March 10
- Missed 2014 season due to surgery
- Excels defensively at first base

POTENTIAL STARTING LINEUP

Pos.	#	Player	AVG	AB	R	H	2B	3B	HR	RBI	SB-SBA
C	40	Garrett Kennedy	.325	77	16	25	5	0	3	12	0-0
1B	17	Christopher Barr	.304	69	14	21	5	1	0	4	4-4
2B	4	Johnny Ruiz	.250	72	7	18	0	1	0	13	0-0
SS	7	George Iskenderian	.339	112	27	38	6	1	2	25	8-8
3B	8	David Thompson	.357	112	23	40	9	2	8	39	1-3
LF	45	Carl Chester	.278	115	22	32	5	1	4	14	8-11
CF	2	Ricky Eusebio	.292	96	32	28	7	2	2	11	10-11
RF	13	Willie Abreu	.265	102	16	27	3	0	1	19	2-2
DH	0	Zack Collins	.247	97	23	24	4	2	3	16	6-6

UNIVERSITY INFORMATION

Location	Coral Gables, Fla.
Enrollment	15,629
Founded	1925
Nickname	Hurricanes
Colors	Orange (PMS 1665), Green (PMS 3435) and White
President	Donna E. Shalala
Athletics Director	Blake James
Conference	Atlantic Coast Conference
Stadium / Capacity	Alex Rodriguez Park at Mark Light Field / 4,999

BASEBALL COACHING / SUPPORT STAFF

Head Coach	Jim Morris
Record at Miami / Seasons	951-373-3 (.717) / 21
Career Division I Record / Seasons	1,455-640-4 (.694) / 33
Career Coaching Record / Seasons	1,586-680-4 (.698) / 37

Assistant Coach / Recruiting Coordinator / Hitting	Gino DiMare (Miami, 1998)
Assistant Coach / Pitching	J.D. Arteaga (Miami, 2002)
Assistant Coach / Catchers	Michael DeLucia (Campbell, 2013)

Strength & Conditioning Coach	Brian Gabriel (Incarnate Word, 1996)
Athletic Trainer	Kenny Johnson (FIU, 2009)
Director of Baseball Operations / Camps	Robert "G.M." McDaniel (FIU, 2003)

PROGRAM HISTORY

First Year of Baseball	1940
All-Time Program Record	2,425-982-18 (.708)
College World Series Appearances / Last	23 / 2008
College World Series Record	47-38 (.553)
NCAA Regional Appearances/ Last	43 / 2014
NCAA Regional Record	119-43 (.734)
Last Postseason Opponent	Texas Tech / 2014 Coral Gables Regional

TEAM INFORMATION

2014 Overall Record	44-19
2014 ACC Record / Finish	24 - 6 / 1st Place (Coastal Division, ACC)
Letterwinners Returning / Lost	21 / 12

POSTSEASON HISTORY

National Championships: 4 (1982, 1985, 1999, 2001)
ACC Championships: 1 (2008)
College World Series Appearances: 23 (1974, 1978, 1979, 1980, 1981, 1982, 1984, 1985, 1986, 1988, 1989, 1992, 1994, 1995, 1996, 1997, 1998, 1999, 2001, 2003, 2004, 2006, 2008)
Super Regional Appearances: 10 (1999, 2000, 2001, 2002, 2003, 2004, 2005, 2006, 2008, 2010)
Super Regional Titles: 6 (1999, 2001, 2003, 2004, 2006, 2008)
NCAA Regional Appearances: 43 (1971, 1973, 1974, 1975, 1976, 1977, 1978, 1979, 1980, 1981, 1982, 1983, 1984, 1985, 1986, 1987, 1988, 1989, 1990, 1991, 1992, 1993, 1994, 1995, 1996, 1997, 1998, 1999, 2000, 2001, 2002, 2003, 2004, 2005, 2006, 2007, 2008, 2009, 2010, 2011, 2012, 2013, 2014)
NCAA Regional Titles: 27 (1974, 1978, 1979, 1980, 1981, 1982, 1984, 1985, 1986, 1988, 1989, 1992, 1994, 1995, 1996, 1997, 1998, 1999, 2001, 2002, 2003, 2004, 2005, 2006, 2008, 2010)

2015 SCHEDULE (20-9, 8-4 ACC)

FEBRUARY (8-3)				
DATE	DAY	OPPONENT	TIME (ET)	RESULT
Feb. 13	Friday	RUTGERS	7:00 p.m.	W (5-2)
Feb. 14	Saturday	RUTGERS (G1)	2:00 p.m.	W (9-5)
Feb. 14	Saturday	RUTGERS (G2)	7:00 p.m.	W (9-3)
Feb. 15	Sunday	RUTGERS	1:00 p.m.	W (25-4)
Feb. 18	Wednesday	at FAU	6:30 p.m.	L (3-5)
Feb. 20	Friday	at Florida	7:00 p.m.	L (3-4)
Feb. 21	Saturday	at Florida	7:30 p.m.	W (7-2)
Feb. 22	Sunday	at Florida	1:00 p.m.	L (1-2)
Feb. 25	Wednesday	BARRY	6:00 p.m.	W (5-3)
Feb. 27	Friday	WRIGHT STATE	7:00 p.m.	W (8-7)
Feb. 28	Saturday	WRIGHT STATE	7:00 p.m.	W (4-3)
MARCH (12-6)				
DATE	DAY	OPPONENT	TIME (ET)	RESULT
March 1	Sunday	WRIGHT STATE	1:00 p.m.	L (6-12)
March 3	Tuesday	at Miami Marlins (<i>exhibition</i>)	1:05 p.m.	L (1-7)
March 4	Wednesday	FGCU	6:00 p.m.	W (7-3)
March 7	Saturday	at Louisville* (G1)	1:00 p.m.	L (6-9)
March 7	Saturday	at Louisville* (G2)	4:10 p.m.	W (9-5)
March 8	Sunday	at Louisville*	1:00 p.m.	L (4-5)
March 10	Tuesday	at FGCU	6:30 p.m.	W (15-4)
March 11	Wednesday	STETSON	6:00 p.m.	W (7-0)
March 13	Friday	NC STATE*	7:00 p.m.	W (3-2) (10)
March 14	Saturday	NC STATE*	7:00 p.m.	W (9-2)
March 15	Sunday	NC STATE*	1:00 p.m.	W (6-0)
March 17	Tuesday	ARMY	6:00 p.m.	W (9-1)
March 20	Friday	at Wake Forest*	6:00 p.m.	W (15-2)
March 21	Saturday	at Wake Forest*	4:00 p.m.	W (12-7)
March 22	Sunday	at Wake Forest*	1:00 p.m.	L (4-10)
March 25	Wednesday	FGCU	6:00 p.m.	L (1-8)
March 27	Friday	at North Carolina*	6:30 p.m.	W (4-3)
March 28	Saturday	at North Carolina*	3:00 p.m.	W (4-3) (11)
March 29	Sunday	at North Carolina*	1:00 p.m.	L (3-10)
APRIL (0-0)				
DATE	DAY	OPPONENT	TIME (ET)	RESULT
April 1	Wednesday	BETHUNE-COOKMAN	6:00 p.m.	
April 3	Friday	DUKE*	7:00 p.m.	
April 4	Saturday	DUKE*	7:00 p.m.	
April 5	Sunday	DUKE*	1:00 p.m.	
April 8	Wednesday	FAU	6:00 p.m.	
April 10	Friday	VIRGINIA TECH*	7:00 p.m.	
April 11	Saturday	VIRGINIA TECH*	7:00 p.m.	
April 12	Sunday	VIRGINIA TECH*	1:00 p.m.	
April 15	Wednesday	UCF	6:00 p.m.	
April 17	Friday	at Virginia*	6:00 p.m.	
April 18	Saturday	at Virginia*	4:00 p.m.	
April 19	Sunday	at Virginia*	1:00 p.m.	
April 22	Wednesday	FAU	6:00 p.m.	
April 24	Friday	FLORIDA STATE*	7:00 p.m.	
April 25	Saturday	FLORIDA STATE*	7:00 p.m.	
April 26	Sunday	FLORIDA STATE*	1:00 p.m.	
MAY (0-0)				
DATE	DAY	OPPONENT	TIME (ET)	RESULT
May 2	Saturday	at Pittsburgh* (G1)	1:00 p.m.	
May 2	Saturday	at Pittsburgh* (G2)	7:00 p.m.	
May 3	Sunday	at Pittsburgh	1:00 p.m.	
May 6	Wednesday	BETHUNE-COOKMAN	6:00 p.m.	
May 8	Friday	NEW YORK TECH	7:00 p.m.	
May 9	Saturday	NEW YORK TECH	7:00 p.m.	
May 10	Sunday	NEW YORK TECH	1:00 p.m.	
May 14	Thursday	GEORGIA TECH*	7:00 p.m.	
May 15	Friday	GEORGIA TECH*	7:00 p.m.	
May 16	Saturday	GEORGIA TECH*	1:00 p.m.	
May 20-24		2015 ACC Championship (Durham, N.C)		
May 30 - June 25		2015 NCAA Baseball Championship		

U BASEBALL

2015 UNIVERSITY OF MIAMI BASEBALL ROSTER

No.	Name	Pos.	B/T	HT.	WT.	Year	Hometown / High School / Previous School
0	Zack Collins	C	L/R	6-3	220	Soph.	Pembroke Pines, Fla. / American Heritage
2	Ricky Eusebio	OF	R/R	5-11	195	Jr.	Homestead, Fla. / Gulliver Prep
4	Johnny Ruiz	INF	L/R	5-11	195	Soph.	Coral Gables, Fla. / Westminster Christian
7	George Iskenderian	INF	R/R	6-0	190	Jr.	Englewood Cliffs, N.J. / Don Bosco Prep (Indian River CC)
8	David Thompson	3B	R/R	6-2	220	Jr.	Miami, Fla. / Westminster Christian
9	Sebastian Diaz	INF	R/R	6-0	180	Soph.	Southwest Ranches, Fla. / University
10	Justin Smith	OF	R/R	6-2	205	Fr.	St. John's, Fla. / Bartram Trail
13	Willie Abreu	OF	L/L	6-4	225	Soph.	Hialeah, Fla. / Mater Academy
14	Danny Garcia	LHP	L/L	6-1	195	Soph.	Miami, Fla. / Westwood Christian
17	Christopher Barr	1B/OF	L/L	6-1	200	Soph.	Royal Palm Beach, Fla. / Royal Palm Beach
18	Michael Mediavilla	LHP	L/L	6-5	225	Fr.	Hialeah, Fla. / Mater Academy
19	Bryan Garcia	RHP	R/R	6-1	205	Soph.	Miami, Fla. / Christopher Columbus
22	Luke Spangler	LHP	L/L	6-0	160	Fr.	Cape Coral, Fla. / Cape Coral
24	Jacob Heyward	OF	R/R	6-3	201	Soph.	McDonough, Ga. / Eagle's Landing Christian
27	Ryan Otero	RHP	R/R	6-5	205	R-Jr.	Coral Gables, Fla. / Ransom Everglades School
28	Malik Rosier	OF	R/R	6-3	213	Fr.	Mobile, Ala. / Faith Academy
30	Andrew Suarez	LHP	L/L	6-2	205	R-Jr.	Miami, Fla. / Christopher Columbus
31	Sam Abrams	RHP	R/R	5-9	175	Sr.	Miami, Fla. / Killian
32	Andy Honiotes	RHP	R/R	6-3	190	Fr.	Geneva, Ill. / Geneva Community
34	Derik Beauprez	RHP	L/R	6-5	233	Soph.	Cherry Hills Village, Colo. / Cherry Creek
35	Devin Meyer	RHP	L/R	6-3	180	Fr.	Coral Springs, Fla. / Coral Springs Christian Academy
37	Keven Pimentel	RHP	R/R	6-3	224	Fr.	Huntington Station, N.Y. / Montverde Academy
38	Daniel Briggi	RHP	R/R	6-0	190	Sr.	Croton, N.Y. / Hendrick Hudson
39	Cooper Hammond	RHP	R/R	6-3	205	Soph.	Venice, Fla. / Venice Senior
40	Garrett Kennedy	C	L/R	6-1	210	Sr.	Davie, Fla. / Archbishop McCarthy
42	Edgar Michelangeli	INF	R/R	6-1	210	R-Soph.	Miami, Fla. / Florida Christian
43	Thomas Woodrey	LHP	L/L	6-3	205	Jr.	Lighthouse Point, Fla. / Cardinal Gibbons
44	Peter Crocitto	1B	R/R	6-0	205	Fr.	Palm City, Fla. / South Fork
45	Carl Chester	OF	R/R	6-0	190	Fr.	Longwood, Fla. / Lake Brantley
47	Enrique Sosa	RHP	R/R	5-10	180	Jr.	Panama City, Panama / Acad. Interamericana de Panama
49	Daniel Epstein	LHP	L/L	6-0	160	Fr.	Weston, Fla. / University School
51	Brandon Lopez	SS	R/R	6-1	190	Jr.	Miramar, Fla. / American Heritage
52	Daniel Sayles	LHP	L/L	6-4	212	Sr.	Wauwatosa, Wisc / Wauwatosa E / Sac. City College
55	Jesse Lepore	RHP	R/R	6-4	210	Fr.	Beverly Hills, Fla. / Trinity Catholic

Head Coach: Jim Morris, Elon (1973), 22nd season

Assistant Coaches: Gino DiMare, Miami (1998), 16th season

J.D. Arteaga, Miami (2002), 13th season

Michael DeLucia, Campbell (2013), 1st season

Strength & Conditioning Coach: Brian Gabriel, Incarnate Word (1996), 2nd season

Director of Baseball Operations & Camps: Robert McDaniel, FIU (2003), 15th season

Athletic Trainer: Kenny Johnson, FIU (2009), 3rd season

PRONUNCIATION GUIDE

Willie Abreu	uh-BRAY-oo
Derik Beauprez	boh-PRAY
Peter Crocitto	cruh-SHEE-toe
Ricky Eusebio	you-SAY-bee-oh
George Iskenderian	ehsk-in-DARE-ee-an
Jesse Lepore	le-POOR-ee
Michael Mediavilla	med-ee-uh-VEE-yuh
Edgar Michelangeli	my-cuh-LANJ-uh-lee
Keven Pimentel	pim-ehn-TELL
Malik Rosier	ro-ZHEER

3 JIM MORRIS HEAD COACH

THE HURRICANES SKIPPER

- 1999 & 2001 National Coach of the Year (*Collegiate Baseball*)
- 1999 & 2001 National Coach of the year (*ABCA*)
- 1994 Coach of the Year (*Baseball America*)
- 2008 ACC Coach of the Year

Entering his 22nd season at Miami, few programs have qualified for the College World Series as much as Jim Morris and his Hurricanes. Miami, which has qualified for the NCAA Tournament an NCAA-record 42 consecutive years, has made it to Omaha in 11 of Morris' 21 seasons in Coral Gables. Morris set an NCAA record for guiding a program to the CWS in each of his first six years at UM. In addition, Morris won a record 13 consecutive NCAA Regionals from 1994-2006.

Morris has directed the Hurricanes to a 951-373-3 (.717) mark since arriving in 1994. Including his 12 seasons at Georgia Tech (1982-93), Morris has forged a 1,455-640-4 (.694) Division I record in 33 years as a head coach. Overall, Morris has been the head coach at the collegiate level for 36 seasons, spending the first four at DeKalb (Ga.) C.C. (now Georgia Perimeter College) from 1976-79, and has recorded a 1,586-680-4 (.698) mark.

In addition to carrying on Miami's great baseball reputation in the last 20 years, Morris personally led the charge in the construction of Alex Rodriguez Park, and logged hundreds of hours raising funds for the stadium project.

MORRIS IS A REGIONAL REGULAR

Jim Morris earned his 30th consecutive NCAA regional bid in 2014 when he guided the Canes to one of 16 host spots in the tournament. He has led Miami to a regional in each of his 21 seasons (1994-2014), winning 15 of those appearances. The 13 consecutive regional championships (1994-2006) was an NCAA record. He also went to nine straight regionals from 1985-93 with Georgia Tech. Additionally, Miami has advanced to nine Super Regionals under Morris.

Affectionately known as "3" by those surrounding the UM program, Morris led the 2014 Hurricanes to their 42nd-straight NCAA Tournament. Despite six signees being drafted in the 2013 MLB Draft, the Hurricanes reeled in a top-five recruiting class by national publications, with Zack Collins named *Baseball America* National Freshman of the Year under his direction in 2014.

MORRIS IN 36th SEASON AS HEAD COACH

Morris entered 2015 as the fourth-winningest active coach in Division I baseball with 1,435 wins. He wasted little time in moving up the record books, moving into sole possession of eighth place in all-time wins (1,439) on Feb. 15 with a 25-4 win over Rutgers and then seventh place with a 9-5 win over Louisville on March 7 (1,445).

Morris won his 1,500th game as a head coach in Miami's 4-1 upset of No. 1 North Carolina on March 15, 2013 in Chapel Hill, N.C.

Morris reached two coaching milestones in the first half of the 2014 season. He became just the eighth Division I coach to reach 1,400 wins in a 5-2 win over Boston College on March 8, and won his 900th game at Miami in a 7-1 upset of No. 3 Virginia on March 22.

Morris notched his milestone 1,000th win against Georgia Tech, with a 16-13 victory on April 4, 2004. Thirteen days later, he notched win No. 500 at Miami with a 7-3 win



against Florida State on April 17. Morris' 1,000th win as a head coach, including time at DeKalb College, came in a 5-3 win over Northeastern in March 2001.

MAJOR LEAGUE GUIDANCE

Over 150 professional baseball players have played under Morris during their college careers at Miami, Georgia Tech and DeKalb.

Among the players Morris coached at Miami that went on to play in the Major Leagues were Yonder Alonso (San Diego), Ryan Braun (Milwaukee), Pat Burrell (Tampa Bay), Alex Cora (New York Mets), Yasmani Grandal (San Diego), Bobby Hill (San Diego), Aubrey Huff (Detroit), Ryan Jackson (St. Louis), Chris Perez (Cleveland), Cesar Carrillo (San Diego), Brian Barton (St. Louis), Eddy Rodriguez (San Diego), Gaby Sanchez (Florida), Blake Tekotte (Chicago White Sox), Charlton Jimerson (Houston), Jay Tessmer (New York Yankees), Danny Valencia (Minnesota Twins), Jon Jay (St. Louis), Danny Graves (Cincinnati) and Jason Michaels (Houston).

Standout players under Morris from his days at Georgia Tech were Nomar Garciaparra (Los Angeles Dodgers), Jay Payton (Oakland A's) and Jason Varitek (Boston Red Sox).

Morris has also enjoyed success on the International scene. From 1989-90, Morris served as head coach of the USA Baseball team that won a Silver Medal in the 1989 Presidential Cup (Taiwan), Bronze Medal at the Goodwill Games and the 1990 International Baseball Association (IBA) World All-Star Game in Atlanta. In 1987, Morris served as pitching coach under Ron Fraser at the Pan American Games (Silver Medal).

FAMILY MAN

Coach Morris and his wife Nhan live in Miami with their three-year old son, James W. Morris IV (Will).

MIDWEEK NEWS & NOTES

HOME SWEET HOME

- After capturing its third consecutive ACC weekend series, Miami opens a **nine-game homestand** Wednesday against **Bethune-Cookman**. Only **six** of Miami's **27 remaining games** are on the road.
- The Hurricanes **hold a commanding 28-5 all-time series lead** against the Wildcats, and won **three of four games** against B-CU in **2014** - including **twice** in the **NCAA Coral Gables Regional**.
- Miami is **13-2** in games played at **Mark Light Field** this season, and has won **seven straight home series** dating back to 2014. UM has one more game against Bethune-Cookman (**May 6**) this season.

EN FUEGO

- Over the past 15 games, **David Thompson** is hitting a **team-best .403** with 25 hits, six doubles, **seven home runs** and **28 RBI**. He is slugging **.871** over that stretch & OPS (on-base plus slugging) of **1.314**.
- Thompson was named **ACC Co-Player of the Week** on March 23 after **hitting .389 (7-for-18)** in Miami's **four games (March 17-22)**, marking the **second straight weekly honor** for Thompson. He was also named ACC Player of the Week on **March 16**.
- Thompson, who ranks third in the nation with **39 RBI**, carries a career-long **18-game hitting streak** into Wednesday's game vs. B-CU - **the longest active streak in the ACC**.
- The junior third baseman recorded a **career-best seven RBI** in a 15-2 win over Wake Forest (March 20). He is hitting **.411 in 20 starts** at third base with **eight home runs** and **33 RBI** at the position.

ONE-TWO PUNCH

- Despite the graduation of No. 1 & No. 2 hitters **Dale Carey** and **Tyler Palmer**, who combined in those roles in **62 of 63 games in 2014**, freshman **Carl Chester** and junior **Ricky Eusebio** have stepped up in their places.
- Chester is batting **.278 in 28 starts in leftfield**, ranks second with **four homers**, and has the third-most hits with **32**. He has hit **lead off** in every game he has played, and has a **.443 slugging percentage**.
- Eusebio is **reaching base at a team-best .469 clip**, and leads the team in **runs (32)** and **steals (10)**. His **22 walks** are second-most, while his **11 HBPs** are the most on the team and **10th-most nationwide**.
- The speedy duo has **combined for 18-for-22 (81.8%) on steals**.

HEATING UP

- Sophomore second baseman **Johnny Ruiz** went **4-for-9 (.444)** in Miami's series win at North Carolina, and delivered the **game-winning hit** in a **4-3 comeback win** in Game 1. His **sacrifice fly** in the **10th inning of Game 2** put Miami ahead 3-2.
- Junior lefthander **Thomas Woodrey** has tossed at least **6.0 innings in all six of his starts** - he has allowed **two earned runs or fewer in five of his six starts** on the mound.
- Over the last 10 games, redshirt sophomore **Christopher Barr** is batting **.364 (12-for-33)** with nine runs, two doubles and three steals.
- In his past **three relief appearances**, senior righthander **Ryan Otero** has totaled **zero baserunners** in 5.0 innings with two strikeouts.
- Senior **Garrett Kennedy** has batted **.351 in ACC play (13-for-37)** with two home runs, seven RBI and an on-base percentage of **.468**.

ACC STANDINGS

ATLANTIC	ACC	OVERALL
Louisville	11-1	21-7
Florida State	9-3	22-7
NC State	6-5	17-9
Wake Forest	6-6	19-11
Clemson	5-7	13-13
Boston College	4-7	11-13
Notre Dame	3-9	16-10

COASTAL	ACC	OVERALL
MIAMI	8-4	20-9
Virginia	6-6	18-8
North Carolina	6-6	16-11
Virginia Tech	6-6	15-14
Georgia Tech	5-7	17-10
Duke	4-8	19-9
Pittsburgh	4-8	11-15

ACC RECORDS: YEAR-BY-YEAR

Year	Record	Finish (ACC/Div.)
2014	24-6	1st / 1st Coastal
2013	14-16	8th / 5th Coastal
2012	16-14	5th / 3rd Coastal
2011	19-10	4th / 4th Coastal
2010	20-10	3rd / 3rd Coastal
2009	18-12	5th / 3rd Coastal
2008	23-5	1st / 1st Coastal
2007	17-13	5th / 3rd Coastal
2006	17-13	5th / 4th Coastal
2005	19-10-1	3rd Place (no div.)

IN THE POLLS

Perfect Game: #10
Baseball America: #12
 NCBWA: #15
USA Today Coaches' Poll: #14
Collegiate Baseball Newspaper: #16
D1Baseball.com: #16

WINNINGEST ACTIVE COACHES (ENTERING 2015)

- 1) Augie Garrido (Texas) - 1,920
- 2) Mike Martin (Florida State) - 1,813
- 3) Mark Marquess (Stanford) - 1,530
- 4) Jim Morris (Miami) - 1,435
- 5) Jack Leggett (Clemson) - 1,300

BASEBALL AMERICA T-25

- 1) Vanderbilt (SEC)
- 2) Texas A&M (SEC)
- 3) Louisiana State (SEC)
- 4) **Florida** (SEC)
- 5) Texas Christian (Big 12)
- 6) **UCF (The American)**
- 7) **Louisville * (ACC)**
- 8) Southern California (Pac 12)
- 9) UCLA (Pac 12)
- 10) **Florida State * (ACC)**
- 11) Arizona State (Pac 12)
- 12) **MIAMI * (ACC)**
- 13) Dallas Baptist (MVC)
- 14) Rice (C-USA)
- 15) UC Santa Barbara (Big West)
- 16) **Virginia * (ACC)**
- 17) Oklahoma State (Big 12)
- 18) South Carolina (SEC)
- 19) Texas Tech (Big 12)
- 20) Houston (The American)
- 21) California (Pac 12)
- 22) Nebraska (Big 10)
- 23) Coastal Carolina (Big South)
- 24) Illinois (Big 10)
- 25) San Diego (WCC)

bold italics indicates 2015 opponent

PRESEASON ALL-AMERICANS

Zack Collins

- Golden Spikes Award Watch
- *Baseball America* (1st Team)
- *Collegiate Baseball* (1st)
- *D1Baseball.com* (1st)
- *Perfect Game* (1st)

Bryan Garcia

- Stopper of the Year Watch
- NCBWA (1st Team)
- *Collegiate Baseball* (2nd)
- *Perfect Game* (3rd)

Andrew Suarez

- *Golden Spikes Award Watch*
- *Collegiate Baseball* (2nd Team)

David Thompson

- *Baseball America* (2nd Team)

MIDWEEK NEWS & NOTES

MILESTONES FOR MORRIS

- After leading his team to a 44-19 record in 2014, **head coach Jim Morris moved into ninth place** all-time in college baseball history (regardless of Division, four-year colleges) with 1,435 wins.
- Morris **wasted little time in moving up** that list in 2015, taking over **sole possession of eighth place** when Miami topped Rutgers 25-4 on Feb. 15, 2015 - his 1,439th win as head coach. **He moved into seventh place (1,445) when Miami beat Louisville on March 7.**
- Morris ranks as the **fourth-winningest** among active **Division I coaches by career victories (1,455)** and **fifth** in winning percentage (.694). He is also the **second-winningest coach in ACC history.**
- Morris became just the **eighth coach in the history of Division I baseball** to accumulate **1,400 wins when Miami beat Boston College 5-2 on March 8, 2014.**

SHUT THEM DOWN

- Miami's bullpen has recorded a **2.50 ERA in 119.0 combined innings this season**, and has been a key reason for UM's success.
- Among the Hurricanes' top arms out of the bullpen: sophomore All-American closer **Bryan Garcia** (1.93 ERA, five saves), freshman lefthander **Michael Mediavilla** (2.51 ERA, 15 appearances, 20 Ks, just six BBs), senior walk-on **Daniel Braggi** (1.96 ERA, 14 Ks) and righthanded sidewinder **Cooper Hammond** (2.95 ERA, 15 appearances).
- In Miami's **sweep of NC State**, relievers combined to toss **15.0 innings**, surrendering just seven hits and **two runs** (1.20 ERA).
- Miami's staff ERA to open the week (3.42) **was the fifth-best mark in the ACC.**

THERE'S NO PLACE LIKE HOME

- Miami is off to a **13-2 start at home** through its first 15 games.
- UM finished the 2014 season with a **11-4 home record in ACC play**, and a **23-10 overall home record**. UM has won **seven straight home series** dating back to 2014, including all three series in 2015: Rutgers, Wright State and NC State.
- Miami is batting **.310 at home** with a **.431 on-base percentage**.
- Junior **David Thompson** is batting **.375 in 15 starts at home**, and leads the team with **21 hits, 17 runs and 20 RBI**. **Christopher Barr** is batting **.394 at home** - the best mark of any UM regular.
- Miami's **staff ERA** is over a **full run better at home (2.65)** than on the road (4.28)
- Junior **George Iskenderian** (.345) and sophomore **Zack Collins** (.288) are among the few players hitting **better on the road** than at home through 25 games.

RON FRASER STATUE DEDICATION DATE SET

- The **Ron Fraser Statue Dedication & Unveiling** is set for **Friday, April 24 at 4 p.m.** on the DiMare Champions Plaza outside of Mark Light Field.
- The statue dedication is **open to the public**, and **admission is free**. Tickets to the **7 p.m. game** that night against **Florida State** are **expected to sell out.**

2014 RETURNING STAT LEADERS

OFFENSE

Average: Zack Collins (.298)
Games Played: Z. Collins / W. Abreu (61)
Games Started: Willie Abreu (59)
At Bats: Willie Abreu (220)
Runs: Zack Collins (32)
Hits: Zack Collins / Willie Abreu (61)
Doubles: Zack Collins (14)
Triples: Zack Collins (3)
Home Runs: Zack Collins (11)
Runs Batted In: Zack Collins (54)
Total Bases: Zack Collins (114)
SLG Percent.: Zack Collins (.556)
Walks: Zack Collins (42)
OB Percent.: Zack Collins (.427)
Stolen Bases: R. Eusebio / B. Lopez (6)

PITCHING

ERA (50+ IP): Bryan Garcia (1.75)
Wins: Bryan Garcia (7)
Losses: Bryan Garcia (4)
Appearances: Cooper Hammond (35)
Games Started: Andrew Suarez (16)
Complete Games: Andrew Suarez (1)
Saves: Bryan Garcia (15)
Innings Pitched: Andrew Suarez (109.2)
Hits Allowed: Andrew Suarez (108)
Runs Allowed: Andrew Suarez (46)
Ear. Runs Allowed: Andrew Suarez (36)
Walks: Bryan Garcia (19)
Strikeouts: Andrew Suarez (87)
Wild Pitches: Andrew Suarez (11)
B/AVG Against: Bryan Garcia (.220)

THE LAST TIME A HURRICANE...

Led Off Game with HR....	Carl Chester (3/21/2015 vs. Wake Forest)
Back-to-Back Games with Leadoff HR ...	Charlton Jimerson (6/09/2001, 6/11/2001)
Had Six Hits in a Game...	Mark Sobolewski (3/18/2008 vs. Cornell)
Five Hits...	Nathan Melendres (4/23/2011 vs. North Carolina)
Two Hits in One Inning...	Jason Hagerty (3/7/2008 vs. Boston College)
Hit Three HR's in a Game...	Scott Lawson (6/5/2010 vs. Texas A&M)
Two HR's...	David Thompson (3/20/2015 vs. Wake Forest)
Hit Two HR's in One Inning...	Kevin Brown (3/16/1999 vs. Ohio State)
Hit Pinch Hit HR...	Sebastian Diaz (5/2/2014 vs. Alabama St.)
Hit Inside the Park HR...	Paco Figueroa (5/8/2005 vs. Jacksonville)
Hit Grand Slam...	David Thompson (3/20/2015 vs. Wake Forest)
Hit for the Cycle...	Gaby Sanchez (5/2/2003 vs. Pace)
Record 10 RBI in One Game...	Kevin Brown (5/27/2001 vs. Stetson)
Nine RBI...	Chad Rupp (4/25/1998 vs. FSU)
Eight RBI...	Danny Valencia (4/9/2005 vs. Virginia)
Seven RBI...	David Thompson (3/20/2015 vs. Wake Forest)
Six RBI...	David Thompson (3/10/2015 vs. FGCU)
Threw CG Shutout...	Andrew Suarez (5/30/2014 vs. Bethune-Cookman)
Recorded Back-to-Back CG's...	David Gil (5/12/2000, 5/27/2000)
Recorded CG 1-Hit S/O...	J.D. Cockroft (5/31/2003 vs. FAU)
Recorded a Perfect Game...	Javi Salas (3/4/2014 vs. Villanova)
Recorded a No-Hitter (non-PG)...	Alex Fernandez (3/18/1989 vs. Maine)
Struck Out 10 Batters...	Enrique Sosa (2/14/2015 vs. Rutgers)
Recorded Three-Pitch Inning...	Chris Hernandez (6/2/2010 vs. Florida)
Recorded Three Pickoffs in a Game...	Brian Walker (3/16/2001 vs. East Carolina)

MIDWEEK NEWS & NOTES

PICKING UP WHERE HE LEFT OFF

- Then-freshman **Bryan Garcia** was named the team's closer just prior to the 2014 season opener and rewarded the coaching staff with an **All-American** campaign (NCBWA, third team).
- Garcia has **four saves in 12 appearances**, and has allowed just **two earned runs in 15.2 innings**. He has 12 strikeouts so far, and now has **19 career saves** - tied for ninth-most in **UM history**.
- An **All-ACC Second Team** selection as a reliever, **Garcia set the Miami freshman saves record** and tied for **11th-most saves nationally** with 15 in 2014. He was a consensus Freshman All American first-team selection at reliever.

#CARDIACCANES

- Miami has played **eight one-run games in 2015**, and is 5-3 in those contests. The opening stretch continues a trend from last season for the Hurricanes, **who were 16-3 in one-run games in 2014**.
- Miami won two one-run games against **UNC**, both by a final score of **4-3** - both required late comebacks for the Hurricanes.
- David Thompson's solo homer vs. **NC State** in the **10th inning (March 13)** gave Miami its **third walk-off win** of the season.
- Miami picked up its **first two walk-off wins** of the 2015 season against **Wright State**, as **Garrett Kennedy** connected on a two-run, two-out home run on Feb. 27, while **Willie Abreu** won the game on a single on Feb. 28.

HIGH EXPECTATIONS

- After capturing the **2014 ACC Regular Season Championship**, the Hurricanes entered 2015 ranked in the **top 15 of every major college baseball preseason poll**.
- Miami was also ranked No. 10 by *Perfect Game*, No. 14 by *Collegiate Baseball Newspaper*, No. 14 in the *USA Today* Coaches Poll and No. 14 by *D1Baseball.com*.
- The Hurricanes feature a number of **Preseason All-Americans**, including reigning **2014 ACC Freshman of the Year** Zack Collins (consensus), **All-ACC closer** Bryan Garcia and **Washington Nationals' second-rounder** & staff ace Andrew Suarez.
- Miami's recruiting class was **ranked No. 2 nationwide** by *Perfect Game*, and includes MLB Draft picks: **George Iskenderian** (34th round), OF **Carl Chester** (38th) and LHP **Michael Mediavilla** (40th).

DEATH, TAXES & THE NCAA POSTSEASON

- The Miami Hurricanes **extended their own college baseball record** with their **42nd consecutive trip to the NCAA postseason** in 2014. Miami **has not missed the postseason since 1973**.
- The Hurricanes' 42 straight trips to the NCAA postseason **are the longest active postseason streak of any Division I program in any sport nationwide**.
- Jim Morris has led teams to the **NCAA postseason in 30 straight years - all 21 years at Miami** and his final **nine years at Georgia Tech**. Miami has **not missed the postseason since 1972**.
- Miami is the **only school in the state of Florida** to have won a national championship; the Hurricanes won titles in **1982, 1985, 1999 and 2001**.

PERFECT GAME T-25

- 1) Texas Christian (Big 12)
- 2) Louisiana State (SEC)
- 3) **Florida (SEC)**
- 4) Vanderbilt (SEC)
- 5) Texas A&M (SEC)
- 6) UCLA (Pac 12)
- 7) **Louisville * (ACC)**
- 8) **Florida State * (ACC)**
- 9) Arizona State (Pac 12)
- 10) **MIAMI (ACC)**
- 11) **Virginia * (ACC)**
- 12) **UCF (The American)**
- 13) UC-Santa Barbara (Big West)
- 14) Oregon State (Pac 12)
- 15) South Carolina (SEC)
- 16) Southern California (Pac 12)
- 17) Dallas Baptist (MVC)
- 18) **North Carolina * (ACC)**
- 19) Houston (The American)
- 20) Illinois (Big 10)
- 21) Nebraska (Big 12)
- 22) California (Pac 12)
- 23) **Florida Atlantic (C-USA)**
- 24) Arizona (Pac 12)
- 25) Texas (Big 10)

bold italics indicates 2015 opponent

Dropped Out:

- Maryland (Big 10)
- Texas Tech (Big 12)
- Oregon (Pac 12)

MLB PLAYERS (since 1999)

- 1) Louisiana State - 45
- 2) Stanford - 41
- T-3) Arizona State - 36
- T-3) Long Beach State - 36
- T-5) MIAMI - 35**
- T-5) Cal State Fullerton - 35
- T-5) Southern California - 35
- 8) UCLA - 33
- 9) Florida State - 30
- T-10) Arizona - 28
- T-10) Texas - 28


GAMEWINNING HITS / RBI

- 2/13 **Johnny Ruiz** (1B)
- 2/14 **Zack Collins** (2B)
- 2/14 *None* (E-4)
- 2/15 **Ricky Eusebio** (2B)
- 2/21 **Brandon Lopez** (1B)
- 2/25 **Zack Collins** (groundout)
- 2/27 **Garrett Kennedy** (HR)
- 2/28 **Willie Abreu** (1B)
- 3/4 **G. Iskenderian** (groundout)
- 3/7 **Zack Collins** (2B)
- 3/10 *None* (E-5)
- 3/11 **Carl Chester** (HR)
- 3/13 **David Thompson** (HR)
- 3/14 **Christopher Barr** (2B)
- 3/15 *None* (passed ball)
- 3/17 **G. Iskenderian** (walk)
- 3/20 **G. Iskenderian** (1B)
- 3/21 **Carl Chester** (HR)
- 3/28 **Johnny Ruiz** (1B)
- 3/29 **Zack Collins** (HR)

HOME RUN TRACKER

- 2/15 **David Thompson** (3-R)
- 2/15 **Malik Rosier** (solo)
- 2/19 **Carl Chester** (solo)
- 2/21 **Zack Collins** (3-R)
- 2/27 **Garrett Kennedy** (2-R)
- 3/1 **Carl Chester** (solo)
- 3/4 **Zack Collins** (solo)
- 3/10 **David Thompson** (2-R)
- 3/10 **Willie Abreu** (2-R)
- 3/11 **Carl Chester** (solo)
- 3/13 **David Thompson** (solo)
- 3/13 **George Iskenderian** (2-R)
- 3/15 **David Thompson** (2-R)
- 3/17 **David Thompson** (solo)
- 3/17 **David Thompson** (slam)
- 3/17 **George Iskenderian** (2-R)
- 3/20 **David Thompson** (slam)
- 3/20 **Garrett Kennedy** (2-R)
- 3/20 **Ricky Eusebio** (solo)
- 3/20 **David Thompson** (2-R)
- 3/21 **Carl Chester** (solo)
- 3/20 **Garrett Kennedy** (3-R)
- 3/27 **Ricky Eusebio** (solo)
- 3/28 **Zack Collins** (solo)

2015 MIAMI HURRICANES PHOTO ROSTER / SPOTTING CHART



#0 Zack Collins




#2 Ricky Eusebio




#4 Johnny Ruiz



#7 George Iskenderian



#8 David Thompson



#9 Sebastian Diaz



#10 Justin Smith



#13 Willie Abreu



#14 Danny Garcia




#17 Christopher Barr



#18 Michael Mediavilla



#19 Bryan Garcia



#22 Luke Spangler



#24 Jacob Heyward



#27 Ryan Otero



#28 Malik Rosier



#30 Andrew Suarez



#31 Sam Abrams




#32 Andy Honiotes



#34 Derik Beauprez



#35 Devin Meyer



#37 Keven Pimentel



#38 Daniel Briggs



#39 Cooper Hammond



#40 Garrett Kennedy



#42 Edgar Michelangeli



#43 Thomas Woodrey




#44 Peter Crocitto



#45 Carl Chester



#47 Enrique Sosa



#49 Daniel Epstein



#51 Brandon Lopez



#52 Daniel Sayles



#55 Jesse Lepore

2015 MIAMI HURRICANES BASEBALL PLAYER PROFILES

PITCHER PROFILES

31 • SAM ABRAMS RHP

- 5-9 • 185 • SR • Miami, FL • Killian
- One of team's standout performers through first half of 2015
 - Tossed 2.1 innings in relief last time out vs. UNC (3/29)
 - Allowed one run in 3.1 innings in relief vs. NCST (3/13)
 - Has started grad school at Miami for final year of eligibility
 - Provides different look out of bullpen with sidearm delivery
 - Local product, who carried a perfect 4.0 GPA in high school

CAREER STATISTICS

YEAR	ERA	W-L	APP	IP	H	R	ER	BB	SO	B/AVG
2015	2.25	0-0	5	8.0	9	2	2	6	2	.300
2014	6.75	0-0	4	2.2	3	2	2	0	3	.300
2013	10.80	0-0	3	1.2	1	2	2	2	2	.200
2011	3.72	0-0	7	9.2	9	5	4	4	5	.243

CAREER 4.09 0-0 19 22.0 22 11 10 12 12

CAREER HIGHS

Innings: 3.2, vs. Florida, 3/26/2011
 Hits: 5, vs. NC State, 3/3/2015
 Runs: 4, vs. Georgia Tech, 3/26/2011
 Earned Runs: 4, vs. Georgia Tech, 3/26/2011
 Strikeouts: 2, twice
 Walks: 3, vs. NC State, 3/3/2015

34 • DERIK BEAUPREZ RHP

- 6-5 • 233 • SO • Cherry Hills Vill., CO • Cherry Creek
- Allowed two earned runs in last appearance vs. UNC (3/29)
 - Tossed scoreless inning vs. Wake (3/20) with two Ks, two BBs
 - Lasted just 2.0 innings in last game started vs. Louisville (3/8)
 - Struggled vs. Wright State, allowed career-high 6R in 1.1IP (3/1)
 - Drafted in 25th round of 2013 MLB Draft by Boston Red Sox
 - Ranked No. 128 high school senior nationwide by *Perfect Game*
 - Back-to-back first-team All-Colorado from *Denver Post* (2012-13)

CAREER STATISTICS

YEAR	ERA	W-L	APP	IP	H	R	ER	BB	SO	B/AVG
2015	9.82	1-1	10	14.2	17	16	16	17	15	.283
2014	0.83	1-0	6	21.2	13	2	2	8	17	.167

CAREER 4.46 2-1 16 36.1 30 18 18 25 32 --

CAREER HIGHS

Innings: 5.0, vs. FGCU, 3/26/2014
 Hits: 6, vs. FAU, 2/18/2015
 Runs: 6, vs. Wright State, 3/1/2015
 Earned Runs: 6, vs. Wright State, 3/1/2015
 Strikeouts: 4, vs. FGCU, 3/26/2014
 Walks: 4, twice

38 • DANIEL BRIGGI RHP

- 6-0 • 190 • SR • Croton, N.Y. • Hendrick Hudson
- Has been promoted to one of Miami's top RHPs out of bullpen
 - Tossed 3.0 scoreless innings last time out vs. UNC (3/28)
 - Career-long 4.0 IP with career-high 6 K's in 1st W vs. FGCU (3/11)
 - Senior walk-on, played club baseball for first three years at Miami
 - Major in economics, planning for medical school after graduation

CAREER STATISTICS

YEAR	ERA	W-L	APP	IP	H	R	ER	BB	SO	B/AVG
2015	1.96	1-0	9	18.1	9	4	4	6	14	.145

CAREER HIGHS

Innings: 4.0, vs. FGCU, 3/11/2015
 Hits: 3, vs. FGCU, 3/25/2015
 Runs: 2, vs. Wake Forest, 3/22/2015
 Earned Runs: 2, vs. Wake Forest, 3/22/2015
 Strikeouts: 6, vs. FGCU, 3/11/2015
 Walks: 2, vs. Wake Forest, 3/22/2015

19 • BRYAN GARCIA RHP

- 6-1 • 205 • SO • Miami, FL • Christopher Columbus
- Picked up win despite allowing runs in 9th & 10th vs. UNC (3/28)
 - Two appearances vs. NCST (G1 + G3): 4 IP, 0 H, 0 R, 0 BB, 4 K
 - Picked up first loss of season in walk-off 5-4 defeat vs. UofL (3/8)
 - Credited with fourth save of season in 9-5 win over UofL (3/7)
 - Earned first win of season in 8-7 walk-off victory vs. WSU (2/28)
 - Named to '15 NCBWA Stopper of the Year Watch List (top closer)
 - UM freshman record w/15 saves - NCBWA 3rd-Team All-American
 - Finished with 1.75 ERA - led all 2015 returners with seven wins
 - 10 of 15 saves in 2014 requires more than one inning of work
 - Named 2013 Class 6A-8A Pitcher of the Year by *Miami Herald*

CAREER STATISTICS

YEAR	ERA	W-L	APP	IP	H	R	ER	BB	SO	B/AVG
2015	1.93	3-1	14	18.2	11	5	4	9	14	.183
2014	1.75	7-4	31	51.1	40	12	10	19	56	.220

CAREER 1.80 10-5 45 70.0 51 17 14 28 70 --

CAREER HIGHS

Innings: 3.0, vs. FGCU, 3/19/2014
 Hits: 3, eight times
 Runs: 2, twice
 Earned Runs: 2, twice
 Strikeouts: 4, twice
 Walks: 3, twice

14 • DANNY GARCIA LHP

- 6-1 • 195 • SO • Miami, FL • Westwood Christian
- Picked up first loss of season last time out vs. FGCU (3/25)
 - Tossed 1.2 scoreless innings of relief in finale vs. Wake (3/22)
 - Picked up third straight midweek W vs. Army w / 7.0 IP (3/17)
 - Struck out career-high 11 batters in 7.0 innings vs. STET (3/11)
 - Picked up second W of '15 with 5.0 IP, 2 R, 4 K's vs. FGCU (3/4)
 - Earned first career win vs. Barry (2/25), career-long 7.2 IP, 9 K's
 - Earned first-team All-Dade from *Miami Herald* last two HS seasons

CAREER STATISTICS

YEAR	ERA	W-L	APP	IP	H	R	ER	BB	SO	B/AVG
2015	2.45	4-1	9	44.0	44	15	12	8	41	.267
2014	6.30	0-1	11	20.0	22	16	14	10	18	.282

CAREER 3.36 4-1 20 64.0 66 31 26 18 59 --

CAREER HIGHS

Innings: 7.2, vs. Barry, 2/25/2015
 Hits: 11, vs. FGCU, 3/25/2015
 Runs: 7, vs. FGCU, 3/25/2015
 Earned Runs: 5, vs. FGCU, 3/25/2015
 Strikeouts: 11, vs. Stetson, 3/11/2015
 Walks: 2, three times

39 • COOPER HAMMOND RHP

- 6-2 • 195 • SO • Venice, FL • Venice
- Team's top RH reliever out of pen - 15 APP is tied for most
 - Pitched scoreless 11th to earn save last time vs. UNC (3/28)
 - Played in all three games vs. WSU, picking up W in Game 1 (2/27)
 - Tossed 2.0 scoreless innings in stint vs. Florida (2/20)
 - Charged w/ loss vs. FAU (2/18), allowed 3 hits & 2 runs in 1.1 IP
 - Made 2 APP vs. Rutgers: earned win on 2/13, save on 2/14
 - Was one of team's top relievers, team-high 35 appearances in '14
 - Named 2013 *Sarasota-Herald Tribune* 7A Player of the Year
 - Registered 9-0 record with 0.13 ERA in 56 innings as HS senior

CAREER STATISTICS

YEAR	ERA	W-L	APP	IP	H	R	ER	BB	SO	B/AVG
2015	2.95	3-1	15	18.1	20	7	6	5	16	.282
2014	2.29	5-2	35	35.1	32	14	9	11	37	.252

CAREER 2.52 8-3 50 53.2 52 21 15 16 53 --

CAREER HIGHS

Innings: 2.1, vs. Texas Tech, 6/2/14
 Hits: 4, twice
 Runs: 2, five times
 Earned Runs: 2, three times
 Strikeouts: 3, four times
 Walks: 1, 16 times

32 • ANDY HONIOTES RHP

- 6-3 • 190 • FR • Geneva, Ill. • Geneva Community
- Tossed scoreless inning last time out vs. FGCU (3/10)
 - Made career debut on 2/15 vs. Rutgers, tossing one scoreless IP
 - Earned MVP honors at 2011 *Perfect Game* National Games

CAREER STATISTICS

YEAR	ERA	W-L	APP	IP	H	R	ER	BB	SO	B/AVG
2015	0.00	0-0	3	2.1	1	0	0	1	2	.167

55 • JESSE LEPORE RHP

- 6-4 • 210 • FR • Beverly Hills, Fla. • Trinity Catholic
- Tossed 1.0 scoreless inning last time out vs. Wake (3/20)
 - Pitched scoreless innings vs. FGCU (3/10) and Stetson (3/11)
 - Made career debut on 2/14 vs. Rutgers, allowing 1 ER in 1.1 IP
 - Ranked No. 210 national high school prospect by *Perfect Game*
 - Earned Pitcher of the Year from *Ocala Star-Banner* in 2014

CAREER STATISTICS

YEAR	ERA	W-L	APP	IP	H	R	ER	BB	SO	B/AVG
2015	3.38	0-0	6	8.0	8	5	3	7	2	.250

CAREER HIGHS

Innings: 2.0, vs. Florida, 2/20/2015
 Hits: 4, vs. Wright State, 3/1/2015
 Runs: 3, vs. Rutgers, 2/14/2015 (G2)
 Earned Runs: 2, vs. Florida, 2/20/2015
 Strikeouts: 1, twice
 Walks: 2, twice

18 • MICHAEL MEDIAVILLA LHP

- 6-5 • 225 • FR • Hialeah, Fla. • Mater Academy
- Has replaced Thomas Woodrey as team's go-to lefty reliever
 - Low 90's fastball and excellent changeup among best pitches
 - Tossed 2.0 scoreless last time with career-high 4 K vs. UNC (3/28)
 - Tied for lead with 15 appearances out of bullpen in first season
 - Selected by Cincinnati Reds in 40th Round of 2014 MLB Draft
 - Ranked No. 240 national high school prospect by *Perfect Game*
 - Led Mater to '14 state championship & back-to-back district titles

CAREER STATISTICS

YEAR	ERA	W-L	APP	IP	H	R	ER	BB	SO	B/AVG
2015	2.51	0-1	15	14.1	7	6	4	6	20	.152

CAREER HIGHS

Innings: 2.0, vs. North Carolina, 3/28/2015
 Hits: 2, three times
 Runs: 2, twice
 Earned Runs: 2, vs. Wake Forest, 3/22/2015
 Strikeouts: 4, vs. North Carolina, 3/28/2015
 Walks: 2, vs. North Carolina, 3/28/2015

38 • RYAN OTERO RHP

- 6-5 • 205 • JR • Coral Gables, FL • Ransom Everglades
- Tossed 3.0 scoreless innings last time out vs. UNC (3/29)
 - Emergency start vs. UF (2/20) when Andy Suarez was scratched
 - Matched career-long with 3 IP vs. Gators, allowing 2 H & 1 R
 - Pitched 1.1 scoreless innings in relief last time out vs. FAU (2/18)
 - Went career-long 3 IP in win over Rutgers (2/14)
 - Led team in strikeouts during fall ball, where he impressed
 - Older brother Dan Otero plays for Oakland Athletics

CAREER STATISTICS

YEAR	ERA	W-L	APP	IP	H	R	ER	BB	SO	B/AVG
2015	4.42	0-0	9	18.1	14	10	9	5	9	.206
2014	0.00	0-0	1	0.1	1	0	0	0	1	.333
2013	13.50	0-0	4	3.1	4	7	5	5	2	.267

CAREER 5.72 0-0 14 22.0 19 17 14 10 12 --

CAREER HIGHS

Innings: 3.0, twice
 Hits: 5, vs. Wright State, 3/1/2015
 Runs: 4, twice
 Earned Runs: 3, four times
 Strikeouts: 3, vs. FGCU, 3/10/2015
 Walks: 2, twice

PLAYER PROFILES

52 • DANIEL SAYLES LHP

6-4 • 212 • Jr. • Wauwatosa, Wisc. • Sacra. City Coll.
 • Had emergency start vs. NCST (3/13), went just 0.2 innings
 • Made season debut on 2/14 vs. RU, tossing 0.2 scoreless innings
 • Made career debut with scoreless IP in win over Villanova (3/5/14)
 • Spent two seasons at Sacramento City College

CAREER STATISTICS

YEAR	ERA	W-L	APP	IP	H	R	ER	BB	SO	B/AVG
2015	10.80	0-0	5	1.2	4	3	2	1	0	.444
2014	7.36	0-1	5	3.2	5	4	3	2	3	.385

CAREER 9.65 0-1 10 5.1 9 7 5 3 3 ..

CAREER HIGHS

Innings: 1.0, twice
 Hits: 2, vs. Stetson, 3/12/2014
 Runs: 3, vs. Stetson, 3/12/2014
 Earned Runs: 3, vs. Stetson, 3/12/2014
 Strikeouts: 2, vs. UCF, 3/18/2014
 Walks: 1, twice

47 • ENRIQUE SOSA RHP

5-10 • 180 • JR • Panama City, Panama
 • Toughest up for 9 hits and 7 R last time out vs. UNC (3/29)
 • Went career-long 6.1 innings (1 R) and 6 K's in W vs. NCST (3/14)
 • Picked up second win of career vs. UofL (3/7) in doubleheader G2
 • Went 6.0 innings vs. WSU, striking out five & walking three (2/28)
 • Pitched 6.0 innings in quality start vs. Florida (2/22), left w/ND
 • Dominated in 1st career start w/10 K's and earning W in 5.2 IP
 • Set career high in strikeouts vs RU (10) - W was first of his career
 • True swing & miss curveball, low 90's fastball in repertoire
 • Made 11 appearances out of bullpen in 2014, totaling 15.1 IP

CAREER STATISTICS

YEAR	ERA	W-L	APP	IP	H	R	ER	BB	SO	B/AVG
2015	5.14	3-3	7	35.0	41	22	20	15	32	.293
2014	7.04	0-1	11	15.1	12	14	12	11	14	.207
2013	6.43	0-0	5	7.0	8	5	5	6	3	.296

CAREER 4.94 3-4 23 57.1 61 41 37 32 49 ..

CAREER HIGHS

Innings: 6.1, vs. NC State, 3/14/2015
 Hits: 9, vs. North Carolina, 3/29/2015
 Runs: 7, vs. North Carolina, 3/29/2015
 Earned Runs: 7, vs. North Carolina, 3/29/2015
 Strikeouts: 10, vs. Rutgers, 2/14/2015
 Walks: 3, three times

30 • ANDREW SUAREZ LHP

6-2 • 205 • R-JR • Miami, FL • Christopher Columbus
 • Lasted just 3.0 innings vs. North Carolina (3/28) with 4 BBs
 • Tagged for seven hits and four runs last start (W) vs. Wake (3/21)
 • 1st start off injury: 6 IP, 3 H, 0 R, 0 BB, 7 K (W) vs. NCST (3/15)
 • Scratched from three starts with oblique strain suffered on 2/20
 • Made season debut 2/13 on Opening Day: 5.0 IP, 2ER, 3K's (ND)
 • Returned to UM after being selected in MLB Draft 2nd Rd. (WAS)
 • Projects as one of top Draft-eligible lefthanders in the country
 • Named to '15 Golden Spikes Award watch list (top college player)
 • 2014 All-ACC Third Team selection with team-high 109.2 innings
 • Missed almost all freshman season (2012) due to shoulder surgery

CAREER STATISTICS

YEAR	ERA	W-L	APP	IP	H	R	ER	BB	SO	B/AVG
2015	2.84	2-0	4	19.0	22	7	6	7	15	.289
2014	2.95	6-3	16	109.2	108	46	36	15	87	.256
2013	3.95	3-5	15	86.2	94	47	38	19	57	.282
2012	19.29	0-0	3	2.1	6	5	5	1	1	.462

CAREER 3.52 11-8 38 217.2 230 105 85 42 163 ..

CAREER HIGHS

Innings: 9.0, four times
 Hits: 11, twice
 Runs: 7, twice
 Earned Runs: 7, twice
 Strikeouts: 10, twice
 Walks: 5, vs. Wake Forest, 5/12/2013

43 • THOMAS WOODREY LHP

6-3 • 205 • JR • Lighthouse Point, FL • Card. Gibbons
 • Went 6.0 innings for fifth straight start vs. Wake (2/20), just 1 ER
 • Scratched from start vs. NCST (3/13) due to stomach virus
 • Has made transition from bullpen to rotation for 2015
 • Picked up first loss of career in start vs. UofL - 11 H, 5 ER (3/7)
 • Improved career record to 10-0 with 6.2 innings vs. Florida (2/20)
 • First start since freshman YR on 2/14/2015: 6.0 IP, 2ER, 2K's (W)

CAREER STATISTICS

YEAR	ERA	W-L	APP	IP	H	R	ER	BB	SO	B/AVG
2015	2.93	3-1	5	30.2	36	21	10	6	17	.293
2014	2.54	4-0	31	49.2	38	14	14	11	36	.221
2013	3.12	4-0	19	40.1	35	18	14	14	30	.230

CAREER 2.83 11-1 55 120.2 109 53 38 31 83

CAREER HIGHS

Innings: 8.0, vs. Maine, 3/5/2013
 Hits: 11, vs. Louisville, 3/7/2015
 Runs: 7, twice
 Earned Runs: 5, vs. Louisville, 3/7/2015
 Strikeouts: 5, three times
 Walks: 5, vs. FAU, 2/20/2013

HITTER PROFILES

13 • WILLIE ABREU OF

6-4 • 225 • SO • Hialeah, FL • Mater Academy
 • Delivered clutch game-tying hit vs. UNC in 9th inning (3/27)
 • Elected team captain alongside fellow sophomore Bryan Garcia
 • HR vs. FGCU (3/10) was towering, landed in adjacent softball field
 • Had career-high four hits (4-for-5) in finale vs Wright St. (3/1)
 • Delivered walk-off single bottom nine in G2 vs. Wright St. (2/28)
 • 2014 All-ACC third-team outfielder is among team's top hitters
 • 61 hits in 2014 were tied for third-most among all Hurricanes
 • Drafted in 14th round of 2013 MLB Draft by Cincinnati Reds
 • Ranked No. 175 Draft-eligible prospect in 2013 by Perfect Game

CAREER STATISTICS

YEAR	AVG	GP-GS	AB	R	H	2B	3B	HR	RBI	SB-A
2015	.265	28-28	102	16	27	3	0	1	19	2-2
2014	.277	61-58	220	29	61	8	1	1	28	4-5

CAREER .273 89-87 322 45 88 11 1 2 47 6-7

CAREER HIGHS

At Bats: 7, vs. North Carolina, 5/16/2014
 Runs: 3, twice
 Hits: 4, vs. Wright State, 3/1/2015
 RBI: 3, vs. Virginia, 3/24/2014
 Walks: 2, nine times
 Steals: 1, four times
 Hitting Streak: 12 games

17 • CHRISTOPHER BARR 1B

6-1 • 200 • SO • Royal Palm Beach, FL • RPBeach HS
 • Has started past 13 at first base leading into Wednesday vs. B-CU
 • Went 2-for-3 and scored team's only run vs. FGCU (3/25)
 • Recorded first career three-hit game in win over Wake (3/21)
 • Went 2-for-3 with 2B, 3B, gamewinning hit vs. NC State (3/14)
 • Finished Opening Weekend .347 (5-for-14), went 1-for-4 vs. FAU
 • Missed 2014 season while recovering from surgery

CAREER STATISTICS

YEAR	AVG	GP-GS	AB	R	H	2B	3B	HR	RBI	SB-A
2015	.304	23-20	69	14	21	5	1	0	4	4-4
2013	.217	55-29	115	27	25	1	1	0	6	7-10

CAREER .250 78-49 184 41 46 6 2 0 10 11-14

CAREER HIGHS

At Bats: 5, twice
 Runs: 2, twice
 Hits: 2, six times
 RBI: 3, vs. Virginia Tech, 3/22/2013
 Walks: 2, vs. Virginia Tech, 3/22/2013
 Steals: 2, vs. North Carolina, 3/17/2013
 Hitting Streak: 5 games

45 • CARL CHESTER OF

6-0 • 190 • FR • Longwood, FL • Lake Brantley
 • Has hit leadoff in every game he has played (27) this season
 • Hit .455 vs. Wake (5-for-11), including leadoff HR in G2 (3/21)
 • Offers dynamic speed - eight steals rank second most on UM
 • 22 runs are tied for fourth-most on team, 4 home runs ranks 2nd
 • Selected in 38th round of 2014 MLB Draft by Milwaukee
 • Chosen by D1Baseball.com as pick for ACC Freshman of the Year

CAREER STATISTICS

YEAR	AVG	GP-GS	AB	R	H	2B	3B	HR	RBI	SB-A
2014	.278	28-28	115	22	32	5	1	4	14	8-11

CAREER HIGHS

At Bats: 6, vs. Wake Forest, 3/21/2015
 Runs: 2, seven times
 Hits: 3, twice
 RBI: 2, vs. Wake Forest, 3/21/2015
 Walks: 2, twice
 Hitting Streak: 7 games

0 • ZACK COLLINS C/DH

6-3 • 220 • SO • Pembroke Pines, Fla. • Amer. Heritage
 • Solo home run in 11th inning was GWH in Game 2 vs. UNC (3/28)
 • Streak of 27 straight games reaching base snapped vs. UNC (3/29)
 • Recorded career-high three runs scored vs. Wake Forest (3/20)
 • 6th Baseball America National Freshman of the Year from Miami
 • Ranked by Perfect Game as top 2016 Draft-eligible player in ACC
 • Named ACC Freshman of the Year and to All-ACC Third Team at C
 • Drafted by Cincinnati Reds in 27th round of 2013 MLB Draft

CAREER STATISTICS

YEAR	AVG	GP-GS	AB	R	H	2B	3B	HR	RBI	SB-A
2015	.247	28-28	97	23	24	4	2	3	16	6-6
2014	.298	61-58	205	32	61	14	3	11	54	0-0

CAREER .281 89-85 302 55 85 18 5 14 70 6-6

CAREER HIGHS

At Bats: 6, twice
 Runs: 3, vs. Wake Forest, 3/20/2015
 Hits: 4, vs. Notre Dame, 4/20/2014
 RBI: 6, vs. NC State, 3/30/2014
 Walks: 3, four times
 Hitting Streak: 9 games

44 • PETER CROCITTO C/3B

6-0 • 205 • FR • Palm City, FL • South Fork
 • Recorded first hit of career in first at bat
 • Seen action in 4 games, made diving stop at 3B vs. Wake (3/21)

CAREER STATISTICS

YEAR	AVG	GP-GS	AB	R	H	2B	3B	HR	RBI	SB-A
2015	.286	4-0	7	1	2	0	0	0	0	0-0

2 • RICKY EUSEBIO OF

5-11 • 195 • JR • Homestead, FL • Gulliver Prep
 • Hit second home run of career in G2 win over UNC (3/28)
 • 10 steals, 32 runs, 11 HBPs, .469 OBP all are team-highs
 • 11 HBPs tied for 11th most in country - constant on-base threat
 • Hit .364 & reached base at .533 clip vs. Wake, hit 1st career HR
 • Excels on def., staff considers him among best def. UM CFs ever
 • Named to first team All-Dade senior season by Miami Herald

CAREER STATISTICS

YEAR	AVG	GP-GS	AB	R	H	2B	3B	HR	RBI	SB-A
2015	.292	29-29	96	32	28	7	2	2	11	10-11
2014	.263	44-13	57	16	15	2	0	0	7	6-6
2013	.221	47-23	95	14	21	3	0	0	8	8-9

CAREER .263 120-65 248 62 64 12 2 2 26 24-26

CAREER HIGHS

At Bats: 5, four times
 Runs: 3, twice
 Hits: 3, twice
 RBI: 3, three times
 Walks: 2, three times
 Steals: 2, four times
 Hitting Streak: 5 games

PLAYER PROFILES

28 • JACOB HEYWARD OF

- 6-3 • 201 • SO • McDonough, GA • Eagle's Landing
- Currently riding four-game hitting streak into Wednesday
 - Started finale vs. UofL (3/8) and FGCU (3/10) at DH
 - Made first start of season vs. Barry (2/27), had two walks
 - Saw action in all four games versus Rutgers, totaling 3 R & 2 RBI
 - Drafted in the 38th round of the 2013 MLB Draft by Atlanta
 - Ranked No. 196 senior overall (No. 11 in Georgia) by *Perfect Game*
 - Younger brother of St. Louis Cardinals' outfielder Jacob Heyward

CAREER STATISTICS

YEAR	AVG	GP-GS	AB	R	H	2B	3B	HR	RBI	SB-A
2015	.174	18-4	23	7	4	1	0	0	2	0-1
2014	.160	14-6	25	5	4	1	0	0	3	0-1

CAREER .166 32-10 48 12 8 2 0 0 5 0-2

CAREER HIGHS

At Bats: 4, twice
 Runs: 2, twice
 Hits: 3, vs. Duke, 5/24/2014
 RBI: 3, vs. Duke, 5/10/2014
 Walks: 1, five times
 Steals: N/A
 Hitting Streak: 4 games (current)

7 • GEORGE ISKENDERIAN INF

- 6-0 • 190 • JR • Englewood Cliffs, NJ • IRCC
- Delivered go-ahead hit in ninth inning of G2 vs. UNC (3/28)
 - 2nd on team with .339 AVG, and perfect 8-for-8 on steal attempts
 - Ranks third on team with .346 AVG in ACC play this season
 - Ranks second w/9 multi-hit games; seven multi-RBI games is 2nd
 - Made shift from SS to 3B (UF series) and back to SS (FGCU, 3/11)
 - Picked by St. Louis (34th RD) in MLB Draft out of Indian River CC
 - Played freshman season at South Carolina, hitting .250 with 6 RBI

CAREER STATISTICS

YEAR	AVG	GP-GS	AB	R	H	2B	3B	HR	RBI	SB-A
2015	.339	29-29	112	27	38	6	1	2	25	8-8

CAREER HIGHS

At Bats: 5, seven times
 Runs: 3, vs. Rutgers, 2/15/2015
 Hits: 4, vs. Rutgers, 2/15/2015
 RBI: 3, three times
 Walks: 2, three times
 Steals: 2, twice
 Hitting Streak: 12 games

40 • GARRETT KENNEDY C

- 6-1 • 210 • SR • Davie, Fla. • Archbishop McCarthy
- Has served as one of Miami's most productive hitters in last year
 - Hit two no-doubt home runs vs. Wake, led team with .462 AVG
 - Went 3-for-8 with three runs scored in doubleheader vs. UofL (3/7)
 - Hit two-run walk-off home run in bottom nine vs. Wright St. (2/27)
 - Finished Opening Weekend .455 (5-for-11) with 6 R, 3 2B, 3 RBI
 - One of team's most experienced players, one of four seniors
 - Saw action in 43 games in 2014, including 38 starts at catcher
 - Connected in homers in back-to-back games against Florida in '14
 - Named to 2014 Coral Gables Regional All-Tournament Team

CAREER STATISTICS

YEAR	AVG	GP-GS	AB	R	H	2B	3B	HR	RBI	SB-A
2015	.325	26-22	77	16	25	5	0	3	12	0-0
2014	.231	43-38	117	14	27	3	0	2	16	1-1
2013	.282	45-39	124	17	35	4	0	3	16	0-2
2012	.165	40-31	85	6	14	0	0	0	4	0-1

CAREER .251 154-130 403 53 101 12 0 8 48 1-4

CAREER HIGHS

At Bats: 5, five times
 Runs: 5, vs. Rutgers, 2/15/2015
 Hits: 3, twice
 RBI: 3, twice
 Walks: 3, vs. St. John's, 3/5/2013
 Steals: 1, vs. UCF, 4/9/2014
 Hitting Streak: 11 games

51 • BRANDON LOPEZ SS

- 6-1 • 190 • JR • Miramar, FL • American Heritage
- Tied career high with three hits (3-for-4) in win over UofL (3/7)
 - One of the top defensive infielders in the conference
 - Has made 124 starts at shortstop in two+ seasons at Miami
 - Hit .233 with 29 RBI and six steals as a sophomore in 2014
 - Drafted in 34th round of 2012 MLB Draft by Toronto

CAREER STATISTICS

YEAR	AVG	GP-GS	AB	R	H	2B	3B	HR	RBI	SB-A
2015	.314	12-10	35	4	11	2	0	0	6	0-0
2014	.233	56-56	189	23	44	6	1	0	29	6-11
2013	.243	59-58	181	17	44	1	0	1	15	5-7

CAREER .244 126-124 405 43 99 9 1 1 48 11-18

CAREER HIGHS

At Bats: 7, vs. North Carolina, 5/16/2014
 Runs: 2, five times
 Hits: 3, five times
 RBI: 4, twice
 Walks: 3, twice
 Steals: 2, vs. Clemson, 4/27/2014
 Hitting Streak: 7 games

42 • EDGAR MICHELANGELI INF

- 6-1 • 210 • R-SO • Miami, FL • Florida Christian
- Went 1-for-4 in last start at DH vs. Army (3/17)
 - Had career high two hits in start vs. FAU (Feb. 17)
 - Two-run 2B on 2/14/2015 in 8th helped clinch win vs. Rutgers
 - Made 18 appearances in first full season in '14, including 10 GS
 - Made first start of career against Stetson on 3/12/14
 - Sat out 2013 season due to NCAA transfer rules (Miami-Dade JC)

CAREER STATISTICS

YEAR	AVG	GP-GS	AB	R	H	2B	3B	HR	RBI	SB-A
2015	.262	19-9	42	4	11	3	0	0	3	1-1
2014	.209	17-10	43	4	9	3	0	0	9	0-1

CAREER .236 36-19 85 8 20 6 0 0 12 1-2

CAREER HIGHS

At Bats: 4, seven times
 Runs: 2, vs. Wright State, 2/27/2015
 Hits: 2, vs. FAU, 2/17/2015
 RBI: 2, twice
 Walks: 1, five times
 Hitting Streak: 4 games

4 • JOHNNY RUIZ 2B

- 5-11 • 195 • SO • Coral Gables, FL • Westminster Chris.
- Team's top hitter at UNC: 4-for-9 (.444) with GWH in Game 1
 - Has started past 12 games at second base
 - Finished Wake series 4-for-11 (.363) with one run scored
 - Connected on 3B and scored one run as substitute vs. FGCU (3/4)
 - Delivered GWH on Opening Day, two-RBI single in 8th inning
 - Batted .229 with seven doubles and 11 RBI in 2014
 - Took over 3B midway thru '14 after Thompson suffered blood clot
 - Named 2013 4A-2A Player of the Year by *Miami Herald*
 - Hit .564 with five home runs and 40 RBI during senior season

CAREER STATISTICS

YEAR	AVG	GP-GS	AB	R	H	2B	3B	HR	RBI	SB-A
2015	.250	25-20	72	7	18	0	1	0	13	0-0
2014	.229	45-38	131	22	30	7	0	0	11	2-4

CAREER .236 70-58 203 29 48 7 0 0 24 2-4

CAREER HIGHS

At Bats: 5, vs. Rutgers, 2/15/2015
 Runs: 2, four times
 Hits: 3, twice
 RBI: 3, vs. Rutgers, 2/13/2015
 Walks: 2, six times
 Steals: 1, twice
 Hitting Streak: 6 games

28 • MALIK ROSIER OF

- 6-3 • 213 • FR • Mobile, AL • Faith Academy
- Had pinch hit single last time out versus Army (3/17)
 - Had first career hits - two-RBI 1B & solo HR - 2/15/15 vs. Rutgers
 - Four-year letterman at Faith Academy, speedy & can hit for power
 - Played catcher first three seasons before switching to outfield
 - Hit over .400 junior season as starting catcher for Rams
 - Also playing quarterback for football team at Miami

CAREER STATISTICS

YEAR	AVG	GP-GS	AB	R	H	2B	3B	HR	RBI	SB-A
2015	.600	4-0	5	1	3	0	0	1	3	0-0

CAREER HIGHS

At Bats: 3, vs. Rutgers, 2/15/2015
 Runs: 1, vs. Rutgers, 2/15/2015
 Hits: 2, vs. Rutgers, 2/15/2015
 RBI: 3, vs. Rutgers, 2/15/2015
 Walks: N/A
 Steals: N/A
 Hitting Streak: N/A

8 • DAVID THOMPSON INF

- 6-2 • 220 • JR • Miami, FL • Westminster Christian
- Riding career-best 18-game hitting streak into Wednesday
 - Leads team and ranks third nationwide with 39 RBI
 - Named ACC Co-POTW on 3/23 after hitting .389 w/4 HR, 13 RBI in UM's 3-1 week; slugged 1.278 in four games, added 2 2B, 1 3B
 - Recognized as NCBWA National Hitter of the Week on 3/16
 - Has started all 29 games of season - 19 at 3B, 1 at DH, 9 at 1B
 - Preseason All-America second-team selection by *Baseball America*
 - Developed blood clot in arm midway through '14, missed 32 games
 - Earned Freshman All-America honors from *Perfect Game* in 2013
 - Was the first three-time *Miami Herald* Athlete of the Year winner
 - State home run leader for single season (19) and career (55), breaking records set by Alex Rodriguez at same school/ballpark

CAREER STATISTICS

YEAR	AVG	GP-GS	AB	R	H	2B	3B	HR	RBI	SB-A
2015	.357	29-29	112	23	40	9	2	8	39	1-3
2014	.278	30-30	108	15	30	6	1	0	15	0-1
2013	.286	52-51	182	22	52	14	0	6	46	3-5

CAREER .303 111-110 402 60 122 29 3 14 100 4-9

CAREER HIGHS

At Bats: 6, twice
 Runs: 3, twice
 Hits: 3, twice
 RBI: 6, vs. FGCU, 3/10/2015
 Walks: 2, three times
 Steals: 1, four times
 Hitting Streak: 15 games (current)

10 • JUSTIN SMITH OF

- 6-2 • 205 • FR • St. John's, FL • Bartram Trail
- Went 1-for-4 in last start in outfield vs. Army (3/17)
 - Made first start of career Saturday vs. NC State (3/14)
 - Connected for pinch hit single vs. Stetson (3/11)
 - Had first career hit in first career at bat vs. Rutgers (2/14/2015)
 - Saw action in three games vs. Rutgers, scored two runs
 - Ranked No. 51 national high school prospect by *Perfect Game*
 - Ranked No. 43 high school prospect by *Baseball America*
 - Named *Perfect Game* First Team All-American from 2011-14

CAREER STATISTICS

YEAR	AVG	GP-GS	AB	R	H	2B	3B	HR	RBI	SB-A
2015	.188	9-2	16	3	3	0	0	0	0	0-0

CAREER HIGHS

At Bats: 4, vs. Army, 3/17/2015
 Runs: 1, three times
 Hits: 1, three times
 RBI: N/A
 Walks: 1, twice
 Steals: N/A
 Hitting Streak: N/A



**2015 Miami Hurricanes Baseball
Overall Statistics for Miami (FL) (as of Mar 29, 2015)
(All games Sorted by Batting avg)**



Record: 20-9 Home: 13-2 Away: 7-7 ACC: 8-4

Player	avg	gp-gs	ab	r	h	2b	3b	hr	rbi	tb	slg%	bb	hp	so	gdp	ob%	sf	sh	sb-att	po	a	e	fld%
David Thompson	.357	29-29	112	23	40	9	2	8	39	77	.688	18	3	10	3	.449	3	2	1-3	96	55	5	.968
George Iskenderian	.339	29-29	112	27	38	6	1	2	25	52	.464	14	3	23	1	.417	3	1	8-8	28	67	10	.905
Garrett Kennedy	.325	26-22	77	16	25	5	0	3	12	39	.506	18	0	10	2	.448	1	2	0-0	89	8	0	1.000
Christopher Barr	.304	23-20	69	14	21	5	1	0	4	28	.406	7	3	17	2	.392	0	3	4-4	164	13	1	.994
Ricky Eusebio	.292	29-29	96	32	28	7	2	2	11	45	.469	22	11	18	1	.469	1	4	10-11	69	1	0	1.000
Carl Chester	.278	28-28	115	22	32	5	1	4	14	51	.443	10	5	27	2	.362	0	4	8-11	39	2	2	.953
Willie Abreu	.265	28-28	102	16	27	3	0	1	19	33	.324	9	3	19	3	.342	0	4	2-2	58	5	0	1.000
Johnny Ruiz	.250	25-20	72	7	18	0	1	0	13	20	.278	3	0	15	1	.273	2	3	0-0	41	62	3	.972
Zack Collins	.247	28-28	97	23	24	4	2	3	16	41	.423	27	4	27	3	.426	1	0	6-6	120	11	2	.985

Malik Rosier	.600	4-0	5	1	3	0	0	1	3	6	1.200	0	1	0	0	.667	0	0	0-0	3	0	0	1.000
Sebastian Diaz	.364	7-3	11	3	4	0	0	0	3	4	.364	1	0	6	0	.385	1	0	1-1	7	5	3	.800
Brandon Lopez	.314	12-10	35	4	11	2	1	0	6	15	.429	4	2	6	0	.415	0	2	0-0	14	34	5	.906
Peter Crocitto	.286	4-0	7	1	2	0	0	0	0	2	.286	0	0	3	0	.286	0	0	0-0	6	1	0	1.000
Edgar Michelangeli	.262	19-9	42	4	11	3	0	0	3	14	.333	8	0	13	1	.380	0	2	1-1	18	18	2	.947
Justin Smith	.188	9-2	16	3	3	0	0	0	0	3	.188	2	2	6	0	.350	0	0	0-0	2	0	0	1.000
Jacob Heyward	.174	18-4	23	7	4	1	0	0	2	5	.217	6	2	7	0	.387	0	0	0-1	5	0	0	1.000
Totals	.294	29	991	203	291	50	11	24	170	435	.439	149	39	207	19	.402	12	27	41-48	774	320	39	.966
Opponents	.254	29	971	126	247	45	5	11	105	335	.345	100	25	201	17	.336	10	22	25-36	755	256	49	.954

LOB - Team (263), Opp (228). DPs turned - Team (21), Opp (23). CI - Team (0), Opp (3). IBB - Team (2), Iskenderian 1, Collins, Z. 1, Opp (6). Picked off - Chester, C. 2, Collins, Z. 1, Thompson, D. 1, Michelangeli 1.

(All games Sorted by Earned run avg)

Player	era	w-l	app	gs	cg	sho	sv	ip	h	r	er	bb	so	2b	3b	hr	b/avg	wp	hp	bk	sfa	sha	
Thomas Woodrey	2.41	3-1	6	6	0	0/0	0	37.1	40	24	10	7	19	7	2	4	.274	0	4	1	2	5	
Danny Garcia	2.45	4-1	9	6	0	0/1	0	44.0	44	15	12	8	41	2	1	2	.267	1	3	0	1	2	
Enrique Sosa	5.14	3-3	7	7	0	0/0	0	35.0	41	22	20	15	32	8	0	3	.293	5	4	0	2	1	

Andy Honiotes	0.00	0-0	3	0	0	0/0	0	2.1	1	0	0	1	2	0	0	0	.167	0	1	0	0	0	
Bryan Garcia	1.93	2-1	14	0	0	0/1	5	18.2	11	5	4	9	14	1	0	0	.183	3	0	0	0	4	
Daniel Braggi	1.96	1-0	9	0	0	0/0	0	18.1	9	4	4	6	14	5	0	0	.145	1	1	0	0	0	
Sam Abrams	2.25	0-0	5	0	0	0/1	0	8.0	9	2	2	6	2	3	0	0	.300	0	2	0	1	1	
Michael Mediavilla	2.51	0-1	15	0	0	0/1	0	14.1	7	6	4	6	20	4	0	0	.152	2	1	0	2	4	
Andrew Suarez	2.84	2-0	4	4	0	0/1	0	19.0	22	7	6	7	15	4	0	2	.289	1	1	0	0	1	
Cooper Hammond	2.95	4-1	15	0	0	0/0	1	18.1	20	7	6	5	16	3	0	0	.282	0	4	0	0	3	
Jesse Lepore	3.38	0-0	6	0	0	0/1	0	8.0	8	5	3	7	2	1	0	0	.250	1	0	1	0	0	
Ryan Otero	4.42	0-0	9	2	0	0/0	1	18.1	14	10	9	5	9	4	1	0	.206	1	3	0	2	0	
Derik Beauprez	9.82	1-1	10	3	0	0/0	0	14.2	17	16	16	17	15	3	0	0	.283	4	1	1	0	1	
Daniel Sayles	10.80	0-0	5	1	0	0/0	0	1.2	4	3	2	1	0	0	1	0	.444	0	0	0	0	0	
Totals	3.42	20-9	29	29	0	2/2	7	258.0	247	126	98	100	201	45	5	11	.254	19	25	3	10	22	
Opponents	5.58	9-20	29	29	1	0/0	2	251.2	291	203	156	149	207	50	11	24	.294	34	39	2	12	27	

PB - Team (3), Collins, Z. 3, Opp (7). Pickoffs - Team (7), Garcia, D. 3, Suarez, A. 2, Woodrey, T. 1, Collins, Z. 1, Opp (5).SBA/ATT - Collins, Z. (21-26), Hammond, C. (9-10), Kennedy, G. (4-9), Beauprez, D. (5-5), Sosa, E. (2-5), Otero, R. (2-2), Garcia, B. (1-2), Sayles, D. (2-2), Abrams, S. (2-2), Woodrey, T. (0-2), Suarez, A. (2-2), Garcia, D. (0-2), Honiotes, A. (0-1), Mediavilla (0-1).



**2015 Miami Hurricanes Baseball
Overall Statistics for Miami (FL) (as of Mar 29, 2015)
(All games Sorted by Fielding pct)**



Player	c	po	a	e	fld%	dp	sba	csb	sba%	pb	ci
Garrett Kennedy	97	89	8	0	1.000	0	4	5	.444	0	0
Ricky Eusebio	70	69	1	0	1.000	1	0	0	---	0	0
Willie Abreu	63	58	5	0	1.000	1	0	0	---	0	0
Thomas Woodrey	9	3	6	0	1.000	0	0	2	.000	0	0
Peter Crocitto	7	6	1	0	1.000	0	0	0	---	0	0
Ryan Otero	5	3	2	0	1.000	0	2	0	1.000	0	0
Jacob Heyward	5	5	0	0	1.000	0	0	0	---	0	0
Michael Mediavilla	4	0	4	0	1.000	0	0	1	.000	0	0
Sam Abrams	3	1	2	0	1.000	0	2	0	1.000	0	0
Cooper Hammond	3	1	2	0	1.000	0	9	1	.900	0	0
Malik Rosier	3	3	0	0	1.000	0	0	0	---	0	0
Daniel Briggi	3	1	2	0	1.000	0	0	0	---	0	0
Justin Smith	2	2	0	0	1.000	0	0	0	---	0	0
Christopher Barr	178	164	13	1	.994	10	0	0	---	0	0
Zack Collins	133	120	11	2	.985	1	21	5	.808	3	0
Johnny Ruiz	106	41	62	3	.972	11	0	0	---	0	0
David Thompson	156	96	55	5	.968	9	0	0	---	0	0
Carl Chester	43	39	2	2	.953	0	0	0	---	0	0
Edgar Michelangeli	38	18	18	2	.947	7	0	0	---	0	0
Danny Garcia	11	0	10	1	.909	0	0	2	.000	0	0
Brandon Lopez	53	14	34	5	.906	7	0	0	---	0	0
George Iskenderian	105	28	67	10	.905	9	0	0	---	0	0
Andrew Suarez	6	0	5	1	.833	0	2	0	1.000	0	0
Bryan Garcia	6	1	4	1	.833	1	1	1	.500	0	0
Sebastian Diaz	15	7	5	3	.800	2	0	0	---	0	0
Derik Beauprez	6	3	1	2	.667	0	5	0	1.000	0	0
Enrique Sosa	3	2	0	1	.667	0	2	3	.400	0	0
Jesse Lepore	0	0	0	0	.000	0	0	0	---	0	0
Andy Honiotes	0	0	0	0	.000	0	0	1	.000	0	0
Daniel Sayles	0	0	0	0	.000	0	2	0	1.000	0	0
Totals	1133	774	320	39	.966	21	25	11	.694	3	0
Opponents	1060	755	256	49	.954	23	41	7	.854	7	3

Hitting minimums - 22 Games 1 AB
Pitching minimums - 1 Games 1.0 IP/Game

STARTERS SUMMARY

Player	GS	Position											Batting Order									
		p	c	1b	2b	3b	ss	lf	cf	rf	of	dh	1st	2nd	3rd	4th	5th	6th	7th	8th	9th	
Ricky Eusebio	29	29	.	.	.	1	28
David Thompson	29	.	.	9	.	19	1	.	.	2	6	11	9	1	.	.
George Iskenderia	29	10	19	9	8	2	6	4	.	.
Willie Abreu	28	28	.	.	.	5	15	4	4	.	.
Zack Collins	28	.	16	18	10
Carl Chester	28	28	28
Garrett Kennedy	22	.	13	9	.	.	.	1	9	12	.	.	.
Christopher Barr	20	.	.	20	1	12	7
Johnny Ruiz	20	.	.	.	20	6	14
Brandon Lopez	10	10	2	2	6
Edgar Michelangel	9	.	.	.	7	2	5	4	.
Enrique Sosa	7	7
Danny Garcia	6	6
Thomas Woodrey	6	6
Jacob Heyward	4	1	.	3	3	1
Andrew Suarez	4	4
Sebastian Diaz	3	.	.	.	2	1	2	1
Derik Beauprez	3	3
Ryan Otero	2	2
Justin Smith	2	1	1	1	1	.	.	.
Daniel Sayles	1	1

Starting Lineup By Position
(Team W-L record when starter)

PITCHER:		
Enrique Sosa	7	(4-3)
Danny Garcia	6	(5-1)
Thomas Woodrey	6	(5-1)
Andrew Suarez	4	(4-0)
Derik Beauprez	3	(0-3)
Ryan Otero	2	(1-1)
Daniel Sayles	1	(1-0)
CATCHER:		
Zack Collins	16	(12-4)
Garrett Kennedy	13	(8-5)
FIRST BASE:		
Christopher Barr	20	(15-5)
David Thompson	9	(5-4)
SECOND BASE:		
Johnny Ruiz	20	(13-7)
Edgar Michelangeli	7	(5-2)
Sebastian Diaz	2	(2-0)
THIRD BASE:		
David Thompson	19	(14-5)
George Iskenderian	10	(6-4)
SHORTSTOP:		
George Iskenderian	19	(14-5)
Brandon Lopez	10	(6-4)
LEFT FIELD:		
Carl Chester	28	(19-9)
Justin Smith	1	(1-0)
CENTER FIELD:		
Ricky Eusebio	29	(20-9)
RIGHT FIELD:		
Willie Abreu	28	(19-9)
Jacob Heyward	1	(1-0)
DESIGNATED HITTER:		
Zack Collins	12	(7-5)
Garrett Kennedy	9	(6-3)
Jacob Heyward	3	(2-1)
Edgar Michelangeli	2	(2-0)
David Thompson	1	(1-0)
Justin Smith	1	(1-0)
Sebastian Diaz	1	(1-0)

Starting Lineup By Lineup Spot
(Team W-L record when starter)

LEADOFF:	
Carl Chester	28 (19-9)
Ricky Eusebio	1 (1-0)
2ND SPOT:	
Ricky Eusebio	28 (19-9)
Christopher Barr	1 (1-0)
3RD SPOT:	
Zack Collins	18 (13-5)
George Iskenderian	9 (6-3)
David Thompson	2 (1-1)
CLEANUP:	
Zack Collins	10 (6-4)
George Iskenderian	8 (6-2)
David Thompson	6 (5-1)
Willie Abreu	5 (3-2)
5TH SPOT:	
Willie Abreu	15 (11-4)
David Thompson	11 (7-4)
George Iskenderian	2 (1-1)
Garrett Kennedy	1 (1-0)
6TH SPOT:	
Garrett Kennedy	9 (6-3)
David Thompson	9 (7-2)
George Iskenderian	6 (3-3)
Willie Abreu	4 (3-1)
Justin Smith	1 (1-0)
7TH SPOT:	
Garrett Kennedy	12 (7-5)
Edgar Michelangeli	5 (5-0)
George Iskenderian	4 (4-0)
Willie Abreu	4 (2-2)
Brandon Lopez	2 (1-1)
David Thompson	1 (0-1)
Justin Smith	1 (1-0)
8TH SPOT:	
Christopher Barr	12 (9-3)
Johnny Ruiz	6 (4-2)
Edgar Michelangeli	4 (2-2)
Jacob Heyward	3 (2-1)
Sebastian Diaz	2 (2-0)
Brandon Lopez	2 (1-1)
9TH SPOT:	
Johnny Ruiz	14 (9-5)
Christopher Barr	7 (5-2)
Brandon Lopez	6 (4-2)
Jacob Heyward	1 (1-0)
Sebastian Diaz	1 (1-0)



**2015 Miami Hurricanes Baseball
Games Summary for Miami (FL) (as of Mar 31, 2015)
(All games)**



Score by innings	1	2	3	4	5	6	7	8	9	EX	Total
Miami (FL)	28	32	30	33	14	15	16	17	15	3	203
Opponents	19	22	18	14	7	12	11	12	10	1	126

Record when ...

Overall	20-9	After 6 leading	15-1
Conference	8-4 trailing	3-6
Non-Conference	12-5 tied	2-2
Home games	13-2	After 7 leading	14-0
Away games	7-7 trailing	3-7
Neutral site	0-0 tied	3-2
Day games	6-7	After 8 leading	15-0
Night games	14-2 trailing	3-7
vs Left starter	8-2 tied	2-2
vs Right starter	12-7		
1-Run games	5-3	Hit 0 home runs	7-7
2-Run games	1-1	... 1 home run	7-2
5+Run games	10-4	... 2+ home runs	6-0
Extra innings	2-0		
Shutouts	2-0	Opponent 0 home runs	13-6
	 1 home run	7-2
Scoring 0-2 runs	0-2 2+ HRs	0-1
..... 3-5 runs	6-5		
..... 6-9 runs	10-2	Made 0 errors	4-2
..... 10+ runs	4-0	... 1 error	9-3
		... 2+ errors	7-4
Opponent 0-2 runs	8-1		
..... 3-5 runs	10-3	Opp. made 0 errors	4-3
..... 6-9 runs	2-2 1 error	4-4
..... 10+ runs	0-3 2+ errors	12-2
Scored in 1st inning	10-2	Out-hit opponent	15-1
Opp. scored in 1st	5-6	Out-hit by opponent	5-8
Scores first	14-3	Hits are tied	0-0
Opp. scores first	6-6		

Record when team scores:

Runs	0	1	2	3	4	5	6	7	8	9	10+
W-L	0-0	0-2	0-0	1-3	3-2	2-0	1-2	3-0	1-0	5-0	4-0

Record when opponent scores:

Runs	0	1	2	3	4	5	6	7	8	9	10+
W-L	2-0	1-0	5-1	6-0	2-1	2-2	0-0	2-0	0-1	0-1	0-3

Record when leading after:

Inn.	1	2	3	4	5	6	7	8
W-L	10-1	13-1	14-1	15-0	15-1	15-1	14-0	15-0

Record when trailing after:

Inn.	1	2	3	4	5	6	7	8
W-L	3-6	5-7	3-5	3-7	4-7	3-6	3-7	3-7

Record when tied after:

Inn.	1	2	3	4	5	6	7	8
W-L	7-2	2-1	3-3	2-2	1-1	2-2	3-2	2-2

Current losing streak: 1
 Longest winning streak: 8
 Longest losing streak: 2

Home attendance : 36333 (15 dates avg = 2422)

Away attendance : 29387 (14 dates avg = 2099)

Total attendance: 65720 (29 dates avg = 2266)



**2015 Miami Hurricanes Baseball
Miscellaneous Stats for Miami (FL) (as of Mar 31, 2015)
(All games)**



Multiple Hit Games	2	3	4	5+	Total
David Thompson	6	3	1	-	10
George Iskenderian	5	3	1	-	9
Zack Collins	7	-	-	-	7
Carl Chester	5	2	-	-	7
Ricky Eusebio	6	1	-	-	7
Willie Abreu	6	-	1	-	7
Christopher Barr	5	1	-	-	6
Garrett Kennedy	5	1	-	-	6
Johnny Ruiz	4	-	-	-	4
Brandon Lopez	1	1	-	-	2
Edgar Michelangeli	1	-	-	-	1
Malik Rosier	1	-	-	-	1
TEAM	52	12	3	0	67

Multiple RBI Games	2	3	4	5+	Total
David Thompson	5	-	1	3	9
George Iskenderian	4	3	-	-	7
Willie Abreu	4	1	-	-	5
Garrett Kennedy	3	1	-	-	4
Zack Collins	-	3	-	-	3
Johnny Ruiz	1	1	-	-	2
Ricky Eusebio	1	1	-	-	2
Malik Rosier	-	1	-	-	1
Brandon Lopez	-	1	-	-	1
Jacob Heyward	1	-	-	-	1
Carl Chester	1	-	-	-	1
Edgar Michelangeli	1	-	-	-	1
TEAM	21	12	1	3	37

Hitting Streaks	Longest	Current
David Thompson	18	18
George Iskenderian	12	2
Garrett Kennedy	11	-
Willie Abreu	7	-
Carl Chester	7	1
Zack Collins	5	-
Christopher Barr	5	1
Ricky Eusebio	5	-
Edgar Michelangeli	4	-
Brandon Lopez	4	1
Sebastian Diaz	3	-
Johnny Ruiz	3	3
Malik Rosier	2	2
Jacob Heyward	2	2
Justin Smith	1	-
Peter Crocitto	1	1

Reached Base Streaks	Longest	Current
Zack Collins	27	-
George Iskenderian	25	2
David Thompson	21	21
Ricky Eusebio	17	-
Garrett Kennedy	16	1
Carl Chester	12	1
Willie Abreu	8	-
Christopher Barr	7	2
Johnny Ruiz	5	3
Edgar Michelangeli	5	-
Brandon Lopez	4	1
Justin Smith	4	-
Jacob Heyward	4	4
Sebastian Diaz	3	-
Malik Rosier	2	2
Peter Crocitto	1	1



2014 Miami Hurricanes Baseball
Bethune-Cookman at #13 Miami Hurricanes
 Mar 11, 2014 at Coral Gables, Fla. (Alex Rodriguez Park)

**Bethune-Cookman 7 (9-7)**

Player	ab	r	h	rbi	bb	so	po	a	lob
JOHNSON,Josh dh	5	2	3	0	0	0	0	0	1
WELCH,Jake lf	4	1	1	1	1	1	4	0	0
SAMS,Eric 1b	3	1	0	0	1	0	5	0	3
NOBLE,Matt 2b	5	1	2	2	0	1	1	0	0
SANTOS,Julian cf	4	1	2	0	1	0	2	0	0
MODENA,Eros rf	4	1	1	1	0	1	3	0	2
ROBINSON,Jordan 3b	4	0	0	1	0	2	3	3	0
OLSZEWSKI,Zach c	4	0	0	1	0	3	7	0	0
McCARTY,Shaun ss	3	0	1	0	0	0	2	1	0
DURAPAU,Montana p	0	0	0	0	0	0	0	0	0
AUSTIN,Michael p	0	0	0	0	0	0	0	0	0
Totals	36	7	10	6	3	8	27	4	7

Miami Hurricanes 3 (10-6)

Player	ab	r	h	rbi	bb	so	po	a	lob
Dale Carey cf	3	2	2	0	1	1	2	0	0
Ricky Eusebio lf	3	0	1	0	0	1	0	0	0
Willie Abreu rf	3	0	1	0	1	1	2	1	0
Brad Fieger 3b	4	0	1	2	0	1	1	2	2
David Thompson 1b	4	0	1	0	0	0	10	1	2
Alex Hernandez 2b/ss	4	0	2	0	0	0	2	4	0
Brad Zunica dh	4	0	0	0	0	2	0	0	0
Brandon Lopez ss	2	0	0	0	0	0	1	3	2
Johnny Ruiz ph/2b	2	0	0	0	0	1	0	1	0
Zack Collins c	4	1	1	0	0	0	8	2	1
Javi Salas p	0	0	0	0	0	0	0	0	0
Enrique Sosa p	0	0	0	0	0	0	0	0	0
Derik Beauprez p	0	0	0	0	0	0	0	0	0
Cooper Hammond p	0	0	0	0	0	0	1	1	0
Daniel Sayles p	0	0	0	0	0	0	0	1	0
Totals	33	3	9	2	2	7	27	16	7

Score by Innings	1	2	3	4	5	6	7	8	9	R	H	E
Bethune-Cookman	6	0	0	0	0	0	0	0	1	7	10	0
Miami Hurricanes	0	0	2	0	1	0	0	0	0	3	9	2

E - Fieger, B.(3); Salas, J.(1). DP - BCU 1. LOB - BCU 7; Miami 7. 2B - NOBLE,M(4); SANTOS,J(2); MODENA,E(2); McCARTY,S(2); Fieger, B.(6); Thompson, D.(5). 3B - JOHNSON,J(1). HBP - McCARTY,S. SH - SAMS,E(1); Carey, D.(3); Eusebio, R.(1). CS - SAMS,E(4).

Bethune-Cookman	ip	h	r	er	bb	so	ab	bf	np
DURAPAU,Montana	8.0	9	3	2	2	7	30	34	108
AUSTIN,Michael	1.0	0	0	0	0	0	3	3	12

Miami Hurricanes	ip	h	r	er	bb	so	ab	bf	np
Javi Salas	1.0	6	6	5	1	0	9	12	35
Enrique Sosa	2.2	2	0	0	2	4	9	11	48
Derik Beauprez	2.1	0	0	0	0	1	7	7	27
Cooper Hammond	2.0	1	1	0	0	2	8	8	42
Daniel Sayles	1.0	1	0	0	0	1	3	3	7

Win - DURAPAU,M (3-0). Loss - Salas, J. (1-2). Save - None.

HBP - by Salas, J. (McCARTY,S). PB - OLSZEWSKI,Z(1). Pitches/strikes: DURAPAU,M 108/71; AUSTIN,M 12/6; Salas, J. 35/23; Sosa, E. 48/27; Beauprez, D. 27/16; Hammond, C. 42/30; Sayles, D. 7/6.

Umpires - HP: Marcial Santos 1B: Jessi Pereira 3B: AJ Lostaglio

Start: 6:04 p.m Time: 2:45 Attendance: 2316

Weather: Partly cloudy, 79 degrees

Hammond, C. faced 2 batters in the 9th.



2014 Miami Hurricanes Baseball
Bethune-Cookman at #24 Miami Hurricanes
 Apr 02, 2014 at Coral Gables, Fla. (Alex Rodriguez Park)



Bethune-Cookman 1 (15-16)

Player	ab	r	h	rbi	bb	so	po	a	lob
SAMS, Eric 1b	5	0	2	0	0	0	4	0	0
OLSZEWSKI, Zach c	4	0	0	0	0	1	2	2	1
SCHULZ, David c	1	0	0	0	0	0	6	0	0
NOBLE, Matt 2b	3	1	1	0	1	0	1	1	2
GARCIA, Austin dh	3	0	0	0	1	2	0	0	2
MODENA, Eros cf	3	0	2	0	1	0	3	0	0
WELCH, Jake cf	0	0	0	0	0	0	2	0	0
ROBINSON, Jordan 3b	4	0	1	1	0	0	0	0	0
JOHNSON, Josh rf	3	0	1	0	1	0	3	0	3
MUNOZ, Bryant lf	4	0	0	0	0	1	2	0	2
McCARTY, Shaun ss	3	0	0	0	1	1	1	0	0
SEVER, John p	0	0	0	0	0	0	0	1	0
AUSTIN, Michael p	0	0	0	0	0	0	0	0	0
FERGUSON, Byron p	0	0	0	0	0	0	0	0	0
Totals	33	1	7	1	5	5	24	4	10

Miami Hurricanes 10 (18-12)

Player	ab	r	h	rbi	bb	so	po	a	lob
Dale Carey cf	3	2	1	1	0	0	4	0	2
Ricky Eusebio ph/cf	2	0	0	0	0	1	0	0	3
Tyler Palmer lf	4	1	2	2	0	1	2	0	0
Jacob Heyward ph/lf	1	0	0	0	0	1	0	0	2
Willie Abreu rf	3	1	2	1	1	1	0	0	0
John Lawroski ph/lf	0	1	0	0	0	0	0	0	0
Zack Collins c	3	0	1	3	1	1	4	2	2
Carlos Diaz ph/c	1	0	0	0	0	1	0	0	0
Brad Fieger 1b	3	0	0	0	0	0	5	1	1
Brad Zunica ph/1b	1	0	0	0	1	0	6	0	0
Johnny Ruiz 3b	4	1	0	0	1	1	2	4	2
Brandon Lopez ss	2	1	1	0	2	0	1	2	0
Sebastian Diaz dh	0	2	0	1	5	0	0	0	0
Alex Hernandez 2b	3	1	2	2	1	1	1	1	0
Derik Beauprez p	0	0	0	0	0	0	0	0	0
Javi Salas p	0	0	0	0	0	0	2	1	0
Danny Garcia p	0	0	0	0	0	0	0	0	0
Enrique Sosa p	0	0	0	0	0	0	0	1	0
Totals	30	10	9	10	12	8	27	12	12

Score by Innings	1	2	3	4	5	6	7	8	9	R	H	E
Bethune-Cookman	1	0	0	0	0	0	0	0	0	1	7	0
Miami Hurricanes	0	0	2	6	0	0	0	2	X	10	9	1

E - Lopez, B.. LOB - BCU 10; Miami 12. 2B - SAMS,E; Carey, D.; Abreu, W.; Collins, Z.. HBP - Carey, D.; Lawroski, J.; Lopez, B.. SH - Hernandez, A. SB - MODENA,E. CS - Lopez, B..

Bethune-Cookman	ip	h	r	er	bb	so	ab	bf	np	Miami Hurricanes	ip	h	r	er	bb	so	ab	bf	np
SEVER, John	3.2	8	8	8	4	2	16	22	79	Derik Beauprez	4.0	5	1	1	4	3	18	22	83
AUSTIN, Michael	2.1	0	0	0	4	2	7	11	58	Javi Salas	3.0	2	0	0	0	2	10	10	41
FERGUSON, Byron	2.0	1	2	2	4	4	7	13	67	Danny Garcia	1.0	0	0	0	1	0	2	3	16
										Enrique Sosa	1.0	0	0	0	0	0	3	3	15

Win - Salas, J. (2-3). Loss - SEVER, J (3-2). Save - None.
 WP - AUSTIN, M; FERGUSON, B; Beauprez, D.; Salas, J.. HBP - by SEVER, J (Carey, D.); by FERGUSON, B (Lawroski, J.); by FERGUSON, B (Lopez, B.). Pitches/strikes: SEVER, J 79/43; AUSTIN, M 58/30; FERGUSON, B 67/37; Beauprez, D. 83/49; Salas, J. 41/27; Garcia, D. 16/9; Sosa, E. 15/9.

Umpires - HP: Dave Meyer 1B: Joseph Judkowitz 3B: Josh Miller
 Start: 6:02 p.m Time: 3:08 Attendance: 2322



2014 NCAA Coral Gables Regional Bethune-Cookman vs #3 Miami Hurricanes

May 30, 2014 at Coral Gables, Fla. (Alex Rodriguez Park)

**Bethune-Cookman 0 (26-32)**

Player	ab	r	h	rbi	bb	so	po	a	lob
JOHNSON,Josh rf	4	0	2	0	0	0	1	0	0
MUNOZ,Bryant lf	3	0	0	0	0	3	2	0	0
SAMS,Eric 1b	3	0	0	0	0	1	6	0	0
NOBLE,Matt 2b	4	0	2	0	0	2	1	3	1
ROBINSON,Jordan 3b	4	0	0	0	0	1	2	0	3
GARCIA,Austin dh	4	0	0	0	0	2	0	0	0
MODENA,Eros cf	3	0	1	0	0	0	3	0	0
McCARTY,Shaun ss	3	0	2	0	0	0	2	1	0
OLSZEWSKI,Zach c	3	0	0	0	0	1	9	1	2
DURAPAU,Montana p	0	0	0	0	0	0	0	1	0
GARNER,Scott p	0	0	0	0	0	0	0	0	0
Totals	31	0	7	0	0	10	26	6	6

Miami Hurricanes 1 (42-17)

Player	ab	r	h	rbi	bb	so	po	a	lob
Dale Carey cf	4	0	1	0	0	2	3	0	0
Tyler Palmer lf	3	0	1	0	1	1	0	0	0
Zack Collins c	2	0	0	0	2	0	9	0	0
David Thompson 1b	3	1	0	0	0	1	7	1	3
Willie Abreu dh	3	0	0	0	0	1	0	0	1
Brad Fieger ph	1	0	0	0	0	0	0	0	0
Brandon Lopez ss	3	0	2	0	1	0	1	3	0
Johnny Ruiz 3b	3	0	0	0	0	1	0	3	0
Alex Hernandez 2b	3	0	0	0	0	1	4	3	1
Jacob Heyward rf	3	0	0	0	0	1	2	0	0
Andrew Suarez p	0	0	0	0	0	0	1	2	0
Totals	28	1	4	0	4	8	27	12	6

Score by Innings	1	2	3	4	5	6	7	8	9	R	H	E
Bethune-Cookman	0	0	0	0	0	0	0	0	0	0	7	1
Miami Hurricanes	0	0	0	0	0	0	0	0	1	1	4	0

Note: 2 outs, 1 runner LOB when the game ended.

E - JOHNSON,J(2). DP - BCU 1; Miami 2. LOB - BCU 6; Miami 6. 2B - McCARTY,S(9). HBP - SAMS,E; Thompson, D.. SH - MUNOZ,B(8). CS - JOHNSON,J(2); Lopez, B.(5).

Bethune-Cookman	ip	h	r	er	bb	so	ab	bf	np
DURAPAU,Montana	7.0	3	0	0	4	5	22	26	109
GARNER,Scott	1.2	1	1	0	0	3	6	7	35

Miami Hurricanes	ip	h	r	er	bb	so	ab	bf	np
Andrew Suarez	9.0	7	0	0	0	10	31	33	94

Win - Suarez, A. (6-3). Loss - GARNER,S (1-4). Save - None.

WP - GARNER,S(3); Suarez, A.(11). HBP - by Suarez, A. (SAMS,E); by GARNER,S (Thompson, D.). Pitches/strikes: DURAPAU,M 109/70; GARNER,S 35/20; Suarez, A. 94/69.

Umpires - HP: Greg Howard 1B: Dave Condon 2B: Skip Deitz 3B: Jim Schaly
Start: 7:06 p.m Time: 2:35 Attendance: 1843



2014 NCAA Coral Gables Regional #3 Miami Hurricanes vs Bethune-Cookman

Jun 01, 2014 at Coral Gables, Fla. (Alex Rodriguez Park)



Miami Hurricanes 10 (43-18)

Player	ab	r	h	rbi	bb	so	po	a	lob
Dale Carey cf	3	2	2	1	1	0	1	0	0
Tyler Palmer lf	6	3	3	0	0	1	0	0	2
Zack Collins dh	3	2	2	5	2	0	0	0	0
David Thompson 1b	5	0	1	2	1	0	13	0	3
Brandon Lopez ss	4	0	0	0	0	0	1	5	0
Johnny Ruiz 3b	5	1	2	0	0	0	0	2	0
Willie Abreu rf	4	1	1	0	1	0	0	0	4
Jacob Heyward rf	0	0	0	0	0	0	0	0	0
Alex Hernandez 2b	4	0	1	0	1	1	3	4	1
Garrett Kennedy c	3	1	2	1	0	1	8	1	2
Carlos Diaz c	1	0	0	0	0	0	1	0	0
Bryan Radziewski p	0	0	0	0	0	0	0	4	0
Totals	38	10	14	9	6	3	27	16	12

Bethune-Cookman 0 (27-33)

Player	ab	r	h	rbi	bb	so	po	a	lob
JOHNSON,Josh rf	4	0	0	0	0	3	0	0	1
MUNOZ,Bryant lf	3	0	1	0	1	0	4	0	0
SAMS,Eric 1b	4	0	0	0	0	0	9	2	2
NOBLE,Matt 2b	3	0	1	0	0	1	2	2	0
MODENA,Eros cf	3	0	0	0	0	1	4	0	0
GARCIA,Austin dh	3	0	0	0	0	2	0	0	0
McCARTY,Shaun ss	2	0	0	0	1	1	1	4	0
ROBINSON,Jordan 3b	2	0	0	0	0	1	1	2	0
OLSZEWSKI,Zach c	3	0	1	0	0	0	3	0	0
HERNANDEZ,Gabriel p	0	0	0	0	0	0	0	0	0
AUSTIN,Michael p	0	0	0	0	0	0	2	1	0
GARNER,Scott p	0	0	0	0	0	0	1	1	0
O'BRIEN,Riley p	0	0	0	0	0	0	0	0	0
Totals	27	0	3	0	2	9	27	12	3

Score by Innings	1	2	3	4	5	6	7	8	9	R	H	E
Miami Hurricanes	1	2	0	0	0	2	0	2	3	10	14	0
Bethune-Cookman	0	0	0	0	0	0	0	0	0	0	3	1

E - NOBLE,M(7). DP - Miami 2; BCU 1. LOB - Miami 12; BCU 3. 2B - Carey, D.(16). HR - Collins, Z. 2(11). HBP - Carey, D.; Collins, Z.; ROBINSON,J. SH - Carey, D.(12); Lopez, B.(7); Kennedy, G.(4).

Miami Hurricanes	ip	h	r	er	bb	so	ab	bf	np
Bryan Radziewski	9.0	3	0	0	2	9	27	30	111

Bethune-Cookman	ip	h	r	er	bb	so	ab	bf	np
HERNANDEZ,Gabriel	2.0	5	3	2	1	0	11	13	48
AUSTIN,Michael	3.0	2	1	1	2	1	9	14	43
GARNER,Scott	3.0	5	3	3	2	2	13	16	49
O'BRIEN,Riley	1.0	2	3	3	1	0	5	6	22

Win - Radziewski (8-2). Loss - HERNANDEZ,G (1-4). Save - None.

WP - HERNANDEZ,G(2). HBP - by HERNANDEZ,G (Collins, Z.); by AUSTIN,M (Carey, D.); by Radziewski (ROBINSON,J).

Pitches/strikes: Radziewski 111/71; HERNANDEZ,G 48/27; AUSTIN,M 43/25; GARNER,S 49/31; O'BRIEN,R 22/11.

Umpires - HP: Skip Deitz 1B: Mark Uyl 2B: Greg Howard 3B: Brandon Cooper

Start: 2:05 p.m Time: 2:52 Attendance:

HERNANDEZ,G faced 2 batters in the 3rd.

AUSTIN,M faced 1 batter in the 6th.