



Amy Woodruff, Associate Communications Director  
 O: (305) 284-3241 | C: (813) 410-1194  
 A.Woodruff@miami.edu | @CanesHoops

## 2013-14 SCHEDULE

DATE	OPPONENT	TV	SCORE
Oct. 30	Florida Tech (exh.)		W, 84-55
Nov. 8	St. Francis Brooklyn	E3	L, OT, 62-66
Nov. 11	Georgia Southern	E3	W, OT, 81-80
Nov. 14	Texas Southern	E3	W, 84-69
Nov. 18	at College of Charleston &	E3	W, 70-54
Nov. 21	UCF	E3	L, 58-63

### DIRECTV Wooden Legacy (Anaheim, Calif.)

Nov. 28	vs. RV/- George Washington	ESPNU	L, OT, 63-71
Nov. 29	vs. Cal State Fullerton	E3	W, 48-46
Dec. 1	vs. RV/RV Arizona State	E3	W, 60-57
Dec. 4	at Nebraska!	ESPNU	L, 49-60
Dec. 8	Virginia Tech*	ESPNU	L, OT, 60-61
Dec. 19	at Savannah State	CSS	W, 68-51
Dec. 22	La Salle	E3	W, 71-58
Dec. 30	Loyola (MD)	E3	W, 71-48
Jan. 4	at No. 2 Syracuse*	ACCN	L, 49-44
Jan. 8	at RV/RV North Carolina*	ESPN2	W, 63-57
Jan. 15	Florida State*	ACCN	L, 53-63
Jan. 18	at Georgia Tech*	RSN	W, 56-42
Jan. 22	No. 18 Duke*	ESPN2	L, 46-67
Jan. 25	No. 2 Syracuse*	CBS	L, 52-64
Jan. 29	at Maryland*	ACCN	L, 71-74
Feb. 1	Norfolk State	E3	W, 64-49
Feb. 5	No. 25/22 Pittsburgh*	RSN	L, OT, 55-59
Feb. 8	NC State*	RSN	L, 55-56
Feb. 10	at Florida State*	ESPNU	W, 77-73
Feb. 15	at Virginia Tech*	RSN	L, 52-45
Feb. 19	Notre Dame*	RSN	W, 71-64
Feb. 22	Boston College*	ACCN	W, 69-42
Feb. 26	at 12/11 Virginia*	RSN	L, 65-40
March 1	at NC State*	ACCN	W, 80-65
March 4	at Clemson*	ACCN	L, 58-54
March 8	Wake Forest*	RSN	W, 69-56

### ACC Championship (Greensboro, N.C.)

March 12	No. 15 Virginia Tech	E2/ACCN	W, 57-53
March 13	No. 7 NC State	ESPN/ACCN	L, 67-58

All home games played at the BankUnited Center  
 \* ACC game ! Big Ten/ACC Challenge  
 & First game of Wooden Legacy, played in Charleston, S.C.  
 ACCN - ACC Network RSN - Regional Sports Network

## SOCIAL MEDIA

Website: HurricaneSports.com

Twitter, Instagram, Facebook: @CanesHoops

## MIAMI MEDIA GUIDE

Miami did not print media guides again this season.



## MIAMI

HURRICANES  
 (17-16, 7-11)

### NATIONAL RANKING

-- / --

### LAST TIME OUT

L, 67-58 vs. NC State

### STATISTICAL LEADERS

#### Points per Game

Rion Brown, 15.5  
 Garrius Adams, 10.2

#### Rebounds per Game

Rion Brown, 5.8

#### Assists per Game

Garrius Adams, 2.9

## SEASON IN REVIEW

Overall: 17-16 H: 8-8 A: 7-6 N: 2-2  
 ACC: 7-11 H: 3-6 A: 4-5  
 ACC Tournament: 1-1

### THE SEASON

Miami finished the season 17-16 overall, 7-11 in the ACC and 1-1 in the ACC Tournament.

### THE COACH

Head coach Jim Larrañaga is 536-370 overall in 30 seasons as a head coach. He is 66-36 after three seasons at the University of Miami.

### THE RANKINGS - RPI/SOS (as of April 8)

NCAA RPI: 110 KenPom: 69 / 67  
 Warren Nolan: 114 / 94 Sagarin: 84 / 77 Realtime: 110 / 89

### THE AWARDS

Senior **Rion Brown** was selected to the All-ACC Third Team by both the Atlantic Coast Sports Media Association (ACSMA) and the league's head coaches. Senior **Donnavan Kirk** joined 16 student-athletes from across the league on the 2014 All-ACC Academic Men's Basketball Team. Senior **Raphael Akpejori** was one of four Miami Hurricanes who were among the 50 student-athletes selected to receive the 2014 Weaver-James-Corrigan Award, a postgraduate scholarship.

## PROGRAM CHANGING COACH JIM LARRAÑAGA

### Since the arrival of Coach Larrañaga (2011-12 to 2013-14)

- Miami has posted the fourth-most wins (31) of all ACC schools in league play, trailing only Duke (40), UNC (39) and Virginia (36).
- Miami has the most wins (6) combined of any ACC school against the two winningest programs - UNC and Duke - in the past three seasons. The next highest is four wins: Virginia is 4-5 against both teams, and Duke is 4-2 against UNC.
- Miami is the only school with a winning record (6-4) over Duke and North Carolina combined in the past three seasons. Duke is 4-2 against North Carolina.
- Miami is one of three schools with five or more wins in the ACC Tournament in the past three seasons: Miami 5-2, Florida State 5-2, NC State 6-3.
- Miami is the only ACC school with a winning record (2-1) in the NCAA tournament in the past three seasons. All other schools are .500 in the Big Dance.
- Miami has the third-most ACC road wins in league play (14), behind Duke (17) and UNC (17).
- Miami has posted the most overall road wins (21) of all ACC teams the past three seasons. UNC is second with 20 while Duke and Virginia each have 17.
- Miami's seeds in the ACC Tournament have been No. 1, No. 6 and No. 10.
- Miami is one of eight ACC teams to make an NCAA tournament appearance.
- Miami is one of five ACC teams to make an NIT appearance.
- One ACC Coach of the Year, one ACC Player of the Year, ACC Defensive Player of the Year, one ACC Tournament MVP, four ACC All-Tournament, one first-team All-ACC, one second-team All-ACC, three third-team All-ACC, two honorable mention All-ACC, one ACC All-Rookie Team, three ACC All-Defensive Team selections.
- Miami has the most lopsided win over Duke (27 points) and second-most lopsided wins over Boston College (27 points), North Carolina (26 points) and Florida State (24 points) of any ACC team.
- Miami has won seven ACC games by 20 or more points: Boston College (27, 22, 22 and 21), Duke (27), North Carolina (26) and Florida State (24).

### In the three years prior to the arrival of Coach Larrañaga (2008-09 to 2010-2011)

- Miami posted the eighth-most ACC wins (17) in the league, ahead of NC State (16), Virginia (16) and Georgia Tech (14).
- Miami recorded 60 overall wins, seventh-most in the ACC.
- Miami's seeds in the ACC Tournament were No. 9 (twice) and No. 12.
- Miami was one of four ACC teams to not play in the NCAA tournament.
- Miami was one of five ACC teams to play in the NIT.
- Miami had one first-team All-ACC, one third-team All-ACC, one honorable mention All-ACC, one ACC All-Rookie Team and one ACC Tournament Team selection.

## 2013-14 ROSTER

#	Name	Pos.	Ht.	Wt.	Yr.	Hometown   Previous School (s)
4	Raphael Akpejori	F	6-9	241	Sr.	Lagos, Nigeria   Sunrise Christian Academy (Kan.) Averaged 19.8 mpg, 1.3 ppg & 2.8 rpg when starting, after 5.3 mpg, 0.7 ppg and 0.8 rpg in non-conference ... Engineering major.
5	Davon Reed	G	6-6	208	Fr.	Ewing, N.J.   Princeton Day School (N.J.) Hit four from distance with 14 pts in first ACCT game (3/12) ... Notched 16 points in 25 min. against Syracuse (1/25) ... 12 pts, 3 rebs vs. ND.
11	Mike Fernandez	G	6-1	189	Fr.	Coral Gables, Fla.   Belen Jesuit Walk on raised in Coral Gables, Fla. ... H.M. All-Dade County ... Hit 40 percent of field goals senior season.
12	Justin Heller	G	6-2	177	Sr.	Boca Raton, Fla.   West Boca Raton Community Walk on who earned scholarship spring 2014 semester ... Played in 18 career games ... Scored first ACC points (2) vs. BC on Feb. 22.
15	Rion Brown	G	6-6	211	Sr.	Hinesville, Ga.   Liberty County Double digit pts in 15-straight ... Eight 20+ point games in last 14 outings ... 7+ reb in 13 games ... 34.5% 3FG in ACC after 29.4% in non-conf.
20	Manu Lecomte	G	5-11	159	Fr.	Brussels, Belgium   Athene des Pagodes Scored 15 points on 3-3 from three at NC State ... Six assists vs. Wake Forest ... Season high 19 points at MD ... 2+ assists 21 games.
21	Erik Swoope	F	6-5	220	Sr.	Lake Elsinore, Calif.   Harvard-Westlake Last 6 of 7 games 10+ points ... Since joining starting five vs. FSU: 9.7 ppg, 4.4 rpg, 57.1%FG in 30.6 mpg ... Max bench press is 365 pounds.
22	Donnavan Kirk	F	6-9	228	Gr.	Pontiac, Mich.   DePaul   Detroit Country Day HS Missed ACC Tournament with lower left extremity injury ... Block in 21 games, multiple blocks in 13 outings ... 7+ rebounds in 11 games.
23	Tonye Jekiri	C	7-0	235	So.	Hialeah, Fla.   Champagnat Catholic School   Nigeria 10+ rebounds in two of last five games ... First career double-double with 14p, 13r at NCST ... At FSU 15 pts, 6 reb, 2 blocks ... Native of Nigeria.
25	Garrius Adams	G	6-6	200	Gr.	Apex, N.C.   Middle Creek Career-best 22 points vs. Wake Forest ... Last 10-of-14 games with double-digit scoring ... 3+ assists in 19 games.
35	James Kelly	F	6-7	246	Jr.	Ann Arbor, Mich.   Owens CC   Pioneer HS Nine points and five rebounds at Virginia Tech in February ... ACC-best 12 points vs. Virginia Tech in December.

## REDSHIRTS (\*will sit out 2013-14 season and have two years of eligibility remaining)

1	Deandre Burnett	G	6-2	191	Fr.	Miami, Fla.   Carol City HS Sustained left wrist injury, redshirt for rookie season ... 2012 Parade All-American ... Avg. 37 ppg as a senior, third in the nation.
10	Sheldon McClellan *	G	6-5	206	Jr.	Houston, Texas   Texas   Bellaire Played 68 games, starting 24 at Texas ... In two seasons averaged 12.4 ppg, 3.6 rpg, 0.7 apg.
13	Angel Rodriguez *	G	5-11	181	Jr.	Cupey, P.R.   Kansas State   Miami Krop HS NABC All-District, All-Big 12, Big 12 All-Defensive Team ... Big 12 Co-Champions ... Played 65 career games, averaging 9.8 ppg, 4.2 apg.

## LARRAÑAGA BY THE NUMBERS

1 - Coach Jim Larrañaga is one of four ACC coaches with a Final Four appearance to his credit.

4 - In 2006, Coach Jim Larrañaga became the first coach at a mid-major school to take his team to the NCAA Final Four in 27 years.

7 - Larrañaga is no stranger to the ACC. In his seven seasons as an assistant coach at Virginia, the Cavaliers participated in the NCAA Final Four in 1981 and 1984, won three ACC Championships and finished in the Top 5 of the AP rankings.

14 - Larrañaga has made 14 postseason appearances in the past 23 years, including six NCAA tournaments.

30 - Larrañaga has finished his 30th year as a head coach and has successfully transitioned three institutions into successful programs: Miami, Bowling Green and George Mason.

## LARRAÑAGA - WHY MIAMI?

Along with returning to the best basketball conference in the country, Coach L had a few personal reasons for accepting the head coaching job at Miami. Coach's grandfather was from Cuba, where he produced the Larrañaga [lare-en-YAH-ga] cigar. Coach's father was raised in Key West before moving to The Bronx, N.Y., getting married and raising six children. Coach L was raised in The Bronx, but vacationed to Florida as a boy. He also has owned a house in Sarasota - which he bought from Dick Vitale's daughter - for eight years, and three of his siblings have retired to Florida.

## LARRAÑAGA HIGHLIGHTS PAST AND PRESENT

• Coach Jim Larrañaga is one of four ACC coaches with a Final Four appearance to his credit.

• Coach Jim Larrañaga is one of four active ACC coaches with 500 or more wins.

• After leading Miami to the 2013 NCAA Sweet 16 and winning the school's first ACC regular season and tournament championships, Jim Larrañaga was honored as the AP, Naismith, USBWA Henry Iba, Adolph Rupp Cup and ACC Coach of the Year. The Bronx, N.Y., native helped Miami to a No. 2 national ranking by both the AP and USA TODAY, and a No. 2 seed in the NCAA Tournament. He is the 10th coach in the last 10 years to lead two top-10 programs.

## Players Coached at Miami:

• Shane Larkin - ACC Player of the Year, ACC Tournament MVP, USBWA All-District, Sporting News All-American, finalist for Cousy, Naismith & Wooden awards, All-ACC First Team and All-ACC Defensive Team

• Durand Scott - ACC Defensive Player of the Year, ACC Tournament First Team, All-ACC Third Team

• Seven All-Atlantic Coast Conference selections.

• Four ACC All-Tournament team selections.

• Three coaches and two media ACC All-Defensive Team selections.

## PRONUNCIATIONS

## Players

5	Davon Reed	Day-von
10	Raphael Akpejori	AHK-peh-jore-ee
15	Rion Brown	Ryan
20	Manu Lecomte	Man-ew La-cont
21	Erik Swoope	Swoope
23	Tonye Jekiri	Tahn-yay Jah-kEEr-EE
25	Garrius Adams	GARY-us

## Coaches

Jim Larrañaga	LARE-uh-NAY-guh
Michael Huger	HUE-gur
Chris Caputo	Ca-poo-toe

## CLASS BREAKDOWN

**Graduates** Garrius Adams, Donnavan Kirk

**Seniors** Raphael Akpejori, Rion Brown  
Justin Heller, Erik Swoope

**Juniors** James Kelly, Sheldon McClellan  
Angel Rodriguez

**Sophomores** Tonye Jekiri

**Freshmen** Deandre Burnett, Mike Fernandez  
Manu Lecomte, Davon Reed

## GEOGRAPHIC BREAKDOWN

## BELGIUM

**Brussels** Manu Lecomte

## NIGERIA

**Lagos** Raphael Akpejori

## PUERTO RICO

**Cupey** Angel Rodriguez

## UNITED STATES

**California** Erik Swoope

**Florida** Deandre Burnett, Mike Fernandez  
Justin Heller, Tonye Jekiri

**Georgia** Rion Brown

**Michigan** James Kelly, Donnavan Kirk

**New Jersey** Davon Reed

**North Carolina** Garrius Adams

**Texas** Sheldon McClellan

## 2013-14 ACC STANDINGS

Team	ACC	Overall
1. Virginia	16-2 .889	30-7 .811
2. Syracuse	14-4 .778	28-6 .824
3. Duke	13-5 .722	26-9 .743
4. North Carolina	13-5 .722	24-10 .706
5. Pitt	11-7 .611	26-10 .722
6. Clemson	10-8 .556	23-13 .639
7. NC State	9-9 .500	22-14 .611
8. Maryland	9-9 .500	17-15 .531
9. Florida State	9-9 .500	22-14 .611
<b>10. Miami</b>	<b>7-11 .389</b>	<b>17-16 .515</b>
11. Georgia Tech	6-12 .333	16-17 .485
12. Wake Forest	6-12 .333	17-16 .515
13. Notre Dame	6-12 .333	15-17 .469
14. Boston College	4-14 .222	8-24 .250
15. Virginia Tech	2-16 .111	9-22 .290

*Miami was picked to finish 12th in the ACC in preseason polls*

**RION BROWN NAMED THIRD TEAM ALL-CONFERENCE**

Senior Rion Brown was selected to the All-ACC Third Team by both the Atlantic Coast Sports Media Association (ACSMA) and the league's head coaches. Brown ended the season as the ACC's eighth-best scorer, seventh in field goal percentage, eighth in 3-point percentage, tied for eighth in 3-pointers made per game and ninth in minutes played.

**MIAMI IN THE ACC TOURNAMENT**

In 2013 Miami was the only team not from the state of North Carolina to win both the ACC regular season and ACC tournament titles. Virginia was added to the list in 2014.

Miami is 11-9 in ACC Tournament play. Miami has played in the event 10 times.

Under head coach Jim Larrañaga, Miami is 5-2 in the ACC Tournament.

Miami has won five of its last seven games in the ACC Tournament.

Miami is 8-4 in tournament games played in Greensboro.

Since Miami joined the ACC in 2004-05, four teams have won both the regular season and tournament, once by Miami (2013) and Virginia (2014), twice by Duke (2006, 2009) and North Carolina (2007, 2008).

**LARRAÑAGA IN ACC PLAY**

Since his arrival in 2011, Jim Larrañaga has recorded two of the top three win totals in ACC play in Miami history with 15-3 in 2013 and 9-7 in 2012. Miami's other ACC high was eight wins in 2007-08. This year's 7-11 mark ties with three other seasons of seven wins.

**SEASONS OF CHANGE**

Miami faces back-to-back seasons with roster turnover after losing six players from the 2012-13 ACC Championship season, then six more seniors (5 scholarship) after the 2013-14 campaign.

**RION BROWN UPDATES MIAMI'S RECORD BOOKS**

Rion Brown finished his career: No. 1 games played (136), No. 6 3-point field goals attempted (523), No. 7 (tied) 3-point field goals made (174), No. 10 minutes played (3,191). In ACC games only he is: No. 3 minutes played (1,586), No. 4 3-pointers made (91), No. 3 3-pointers attempted (271), No. 5 points scored (566), No. 6 field goals made (194), No. 7 free throws made (87), No. 7 (tied) free throws attempted (121), No. 9 (tied) 3-point percentage (.336), No. 10 assists (65).

**BROWN MOST IMPROVED**

Senior Rion Brown was one of the most improved players in the league in 2014, transforming from the seventh man for the Canes a season ago, to being a leader on this year's team and drawing the most defensive attention from each opponent.

	GS/P	MIN	FG	3FG	FT	REB	A	PPG
2012-13	1/18	20.3	.388	.328	.810	1.8	0.6	6.3
2013-14	17/18	35.6	.444	.345	.704	5.4	1.7	16.1

**ADAMS AND SWOOPE CONTINUE TO IMPROVE**

Seniors Garrus Adams and Erik Swoope improved their production each game in their final season for the Canes. Adams steadily raised his averages and Swoope tripled his points and doubled his rebounds and minutes per game since getting his first start of the season at Florida State on Feb. 10.

	First 10 PPG	RPG	MPG	Last 10 PPG	RPG	MPG
Adams	8.9	3.5	34.7	11.0	5.3	32.0
Swoope	3.2	2.3	14.4	9.7	4.4	30.6

**THREE MINUTES OR LESS**

In 10 of Miami's 16 losses, the Canes were within three points of their opponent with three minutes or less remaining in regulation, and in two other losses the Canes were within four with three minutes left.

Opponent	3:00	2:00	1:00	Outcome
St. Francis	Lead +1	Trail -2	Trail -1	L, 66-62 OT
UCF	-2	-6	-4	L, 63-58
GWU	Tied	+1	+2	L, 71-63 OT
Va. Tech	+4	+4	+3	L, 61-60 OT
at Syracuse	-3	-3	-3	L, 49-44
Florida State	-3	-6	-9	L, 63-53
vs. Syracuse	-3 (2:48)	-6	-6	L, 64-52
Maryland	-6	-8	-3 (0:39)	L, 74-71
Pittsburgh	-1	-2	-2	L, 59-55 OT
NC State	-4	-2	-1	L, 56-55

\* vs. VT on Feb. 15, Miami was down by four with 0:35 to play

\* at Clemson, Miami was down by four with 0:51 to play

**LECOMTE COMPARED TO LARKIN**

Freshman Manu Lecomte's conference stats are comparable to Shane Larkin's during his rookie year at the U.

	GP-S	MPG	PPG	FG%	3FG%	FT%	A	S
Lecomte	18-8	28.9	8.2	43.1	38.5	74.4	44	11
Larkin	16-11	24.4	5.3	27.7	25.0	81.8	41	23

**LECOMTE'S FRESHMAN SCORING BEST SINCE SCOTT**

Rookie Manu Lecomte finished the regular season averaging 7.9 points per game, the highest total by a freshman since Durand Scott averaged 10.3 in 2009-10.

**CANES TO TAKE SUMMER TOUR IN SPAIN**

Miami will embark on a nine-night, 10-day summer basketball tour of Spain from August 12-22. Beginning the trip in Madrid, Miami will engage in an educational excursion that will also include four games, sightseeing and community service opportunities. The team's four games will be played against professional club teams in Madrid, Valencia and Barcelona.

Before the Canes go on their voyage overseas, the team will have 10 days of practice leading up to the trip, which will include the entire 2014-15 squad, including incoming freshmen and transfers.

**GUARD STRONG**

Miami's offensive output in ACC games came primarily from the guard position, as four guards combined for 39.4 points per game while five forwards total 21.0 points per outing.

Guards: Rion Brown (16.1), Garrus Adams (10.3), Manu Lecomte (8.2), Davon Reed (4.8).

Forwards: Donnavan Kirk (5.8), Erik Swoope (6.1), James Kelly (4.2), Tonye Jekiri (4.1) and Raphael Akpejori (0.8).

Player	10+ points	20+ points	7+ rebounds	2+ blocks	4+ assists
Adams	18	2	8	-	11
Akpejori	-	-	1	2	-
Brown	28	10	13	-	8
Jekiri	3	-	12	6	1
Kelly	9	-	4	1	-
Kirk	10	1	11	13	-
Lecomte	11	-	-	-	7
Reed	7	-	-	-	2
Swoope	7	-	2	2	1

**MIAMI SINCE THE ARRIVAL OF COACH L**

Overall	66-36
ACC	31-21
ACC Tournament	5-2
NCAA Tournament	2-1
NIT	1-1
Best ACC Finish	Champion, 2013

**DID YOU KNOW .....**

Miami has only three players 6-foot-9 or taller, and six guys are between 6'5 and 6'7, while seven Canes are 5'11 to 6'2.

Coach L became the first Miami coach to win 20+ games in his first two seasons at UM and only the fourth of 12 UM coaches to post two 20-win seasons.

Former Canes Rick Barry was named one of the Greatest Players in NBA History.

Miami native and former Canes James Jones won the 2010-2011 NBA All-Star Weekend 3-Point Contest and the NBA Championship in the 2011-2012 season.

Six-time NBA All Star Amar'e Stoudemire enrolled at UM last year and is taking classes to earn his bachelor's degree.

UM has completed its 10th season in the ACC.

Coach L led the George Mason Patriots to the Final Four with big wins over some of basketball's elite teams such as Michigan State, UNC, and UConn. He was the first coach to take a mid-major to a Final Four in 27 years when his team advanced in 2006.

In 14 years at George Mason, Larrañaga led the Patriots to five NCAA Tournament appearances (2011, 2008, 2006, 2001, 1999), including the 2006 Final Four.

Miami basketball received APR (academic progress rate) Public Recognition Awards for being among the top 10 percent in APR in their sport. Miami ranks in the top 10 percent NCAA men's basketball with a 990 APR.

The University of Miami Department of Athletics recorded a Graduation Success Rate (GSR) of 92 percent. Miami's department-wide GSR is tied for third among ACC schools and 10th overall among FBS programs. UM has exceeded the NCAA average GSR in each of the last nine years.

According to latest US News & World Report rankings, the University of Miami is the top academic institution in the state of Florida and ranks 49th nationally.

The Hurricanes have made at least one trey in 867 of 873 games since the NCAA adopted the 3-point shot in 1986.

Miami has held 726 of its last 727 opponents to less than 100 points. UNC was the last team to score 100+, defeating UM 105-64 on Jan. 31, 2007.

The Canes have averaged 20+ wins in each of the last eight seasons.

UM has played in the postseason 14 of the past 20 years, six of which were in the NCAA Tournament. The Hurricanes have advanced to the postseason seven times in 10 seasons, with five NIT appearances and two NCAA appearances.



**UM COMMUNICATIONS**

**Asst. AD for Communications** Chris Yandle  
c.yandle@miami.edu

**MBB Contact** Amy Woodruff  
**Associate Director of Communications**

**Work/Cell** (305) 284-3241 / (813) 410-1194

**Email** a.woodruff@miami.edu

**Website** www.HurricaneSports.com

**2013-14 UM QUICK FACTS**

<b>Location</b>	Coral Gables, Fla.
<b>Stadium</b>	BankUnited Center
<b>Press Row</b>	305-284-2111
<b>Capacity</b>	7,900
<b>Enrollment</b>	15,524
<b>Founded</b>	1925
<b>Colors</b>	Orange, Green, White
<b>Nickname</b>	Hurricanes
<b>Mascot</b>	Sebastian the Ibis
<b>Conference</b>	Atlantic Coast
<b>President</b>	Dr. Donna E. Shalala
<b>Director of Athletics</b>	Blake James
<b>Address</b>	5821 San Amaro Drive Coral Gables, Fla. 33146

**2013-14 Overall Record** 17-16

**Home/Away/Neutral** 8-8/7-6/2-2

**2013-14 ACC Record** 7-11

**2013-14 ACC Finish** 10

<b>Head Coach</b>	Jim Larrañaga
<b>Alma Mater</b>	Providence, 1971
<b>Record at UM</b>	66-36 / 3rd season
<b>Overall Record</b>	536-370 / 30th season

**STAFF**

Eric Konkol	Wisconsin-Eau Claire, '00
Michael Huger	Bowling Green, '94
Chris Caputo	Westfield (Mass.) State, '02
Director of Operations	Adam Fisher
Assoc. Director of Operations	Jaime Vathielil
Athletic Trainer	Wes Brown
Strength & Conditioning Coach	Steve Felde

**HISTORY**

**First Season of Basketball** 1926

**Overall All-Time Record** 938-705

**Year UM Joined ACC** 2004-05

**NCAA Appearances** Seven

1960, 1998, 1999, 2000, 2002, 2008, 2013

**Last NCAA Appearance** L, 71-61

Sweet 16 vs. Marquette, 2013

**NIT Appearances** 10

1961, 1963, 1964, 1995, 1997,

2001, 2005, 2006, 2009, 2011

**Last NIT Appearance** L, 79-64

Quarterfinals vs. Alabama, 2011

**COMMUNICATIONS POLICIES**

All interview requests for assistant coaches or athletics department staff members must also be approved and cleared by the UM Communications office and/or basketball contact Amy Woodruff. Credential requests are taken via e-mail to Amy Woodruff (A.Woodruff@miami.edu). Any misuse of credentials will result in removal from the BankUnited Center and the permanent voiding of the credential. The UM locker room is closed at all times. For home games, Coach Larrañaga and a handful of Hurricane players will report to the media room for interviews following the opposing team's postgame press conference.

**LED (TIED) THE TEAM IN....**

	Points	Rebounds	Assists	Steals	Blocks
<b>Adams</b>	6	5 (2)	9 (8)	4 (14)	
<b>Akpejori</b>		1		(1)	1 (5)
<b>Brown</b>	14 (1)	5 (3)	7 (8)	3 (8)	(1)
<b>Jekiri</b>		8 (2)	(1)	2 (7)	6 (5)
<b>Kelly</b>	3			(3)	1 (3)
<b>Kirk</b>	5 (1)	8 (2)		1 (1)	13 (3)
<b>Lecomte</b>	1		5 (4)	2 (6)	
<b>Reed</b>	2		1 (2)	2 (3)	(2)
<b>Swoope</b>	1	1 (1)	1	2 (3)	2 (2)

**MIXING UP THE STARTING LINEUP**

Miami used eight starting lineups this season, and every scholarship player (not including Justin Heller) started at least seven games. For a complete listing, check page six of the notes.

**CANES IMPROVE IN SECOND HALF OF ACC SLATE**

After opening the ACC schedule 0-6 at home, the Canes won their last three league contests at the BankUnited Center.

*In Miami's first nine ACC games:*

Miami posted a 2-7 record, 0-5 at home, 2-2 on the road.  
Erik Swoope and Raphael Akpejori started zero games.  
Miami shot 39.5 percent FG, 32.9 percent 3FG and 61.1 FT.  
The Canes averaged 55.6 PPG.

*In Miami's last nine ACC games:*

Miami posted a 5-4 record, 3-1 at home, 2-3 on the road.  
Erik Swoope starts eight games, Raphael Akpejori seven.  
Miami shot 42.9% FG, 31.8 % 3FG, 68.1 % FT.  
The Canes averaged 62.8 PPG.

**STATS BREAKDOWNS***In Miami's 17 wins:*

Seven players average 6.5 ppg or better.  
Miami scores 68.5 ppg, shooting 47.4% FG.  
The Canes average 35.2 rpg, 12.7 apg and 5.3 spg.  
Rion Brown shoots 45.3% FG and grabs 6.6 rpg.  
Donnavan Kirk averages 9.1 ppg and Manu Lecomte 9.2 ppg.

*In Miami's 16 losses:*

Two players average 6.2 ppg or more.  
Miami scores 54.1 ppg, shooting 36.7% FG.  
The Canes average 33.9 rpg, 8.1 apg and 4.4 spg.  
Rion Brown shoots 41.1% FG and grabs 5.1 rpg.  
Donnavan Kirk averages 5.8 ppg and Manu Lecomte 6.1 ppg.

**COACH L VS. THE ACC**

vs. Boston College 6-0	vs. NC State 3-4
vs. Clemson 3-1	vs. Notre Dame 1-0
vs. Duke 2-2	vs. Pittsburgh 0-1
vs. Florida State 4-3	vs. Syracuse 0-2
vs. Georgia Tech 4-1	vs. Virginia 1-2
vs. Maryland 2-2	vs. Virginia Tech 4-2
vs. North Carolina 4-2	vs. Wake Forest 2-1

**MIAMI'S TOP NINE, A YEAR AGO**

A season ago, only four of Miami's top nine guys were available to play, while another was out with injury. Four of Miami's current top nine players were scattered across the world.

Garrius Adams - Sitting out while rehabbing a knee injury.  
Raphael Akpejori - UM's 9th man. 0.6 ppg, 4.5 mpg.  
Rion Brown - UM's 7th man, avg. 6.3 ppg in 20.3 mpg in ACC.  
Tonye Jekiri - UM's 8th man. 1.7 ppg in 6.9 ACC minutes.  
James Kelly - Owens Community College.  
Donnavan Kirk - At DePaul, in the BIG EAST Conference.  
Manu Lecomte - An amateur in a professional league in Belgium.  
Erik Swoope - UM's 10th man. 1.6 ppg in 6.0 mpg.  
Damon Reed - Princeton Day School (N.J.)

**FIRSTS UNDER JIM LARRAÑAGA**

First game: Nov. 11, 2011 vs. Tennessee Tech. W, 69-58.  
First starting lineup: Malcolm Grant, Durand Scott, Garrius Adams, Erik Swoope, Kenny Kadji.  
First opening tip: Miami - Kenny Kadji.  
First UM FG: 18:38, Durand Scott, 3-pointer.  
First lead: 18:38, 3-0.  
First halftime score: Tennessee Tech 32, Miami 27.  
First win: Nov. 11, 2011. Miami 69, Tennessee Tech 58.  
Attendance at first game: 3,600.  
First loss: Nov. 25, 2011 at Ole Miss, 64-61 (OT).  
First road win: Dec. 22, 2011 at Charlotte, 76-61.  
First ACC game: Jan. 7, 2012 at Virginia, L, 52-51.  
First ACC win: Jan. 18, 2012 vs. Clemson, 76-73.  
First ACC regular season title: 2012-13

**JIM LARRAÑAGA = PROGRAM CHANGER****In Coach L's Two Seasons at Miami ...**

- ACC Regular Season and Tournament Championships
- .710 winning percentage
- Two 20-win seasons
- Two postseason appearances with three victories
- 15 ACC wins in 2013
- One All-American

**Seven Seasons before Coach L at UM ...**

- .561 winning percentage
- Best conference finish was fifth place
- One NCAA Tournament appearance
- Most ACC wins was eight

**In Coach L's 14 Seasons at George Mason ...**

- .626 winning percentage
- 13 straight winning seasons
- A Final Four appearance
- 5 trips to the NCAA tournament
- 9 postseason appearances
- First national ranking
- First appearance in Top 10
- First wins over Top 10 teams
- Winningest coach in league history

**Seven Seasons before Coach L at GMU...**

- .340 winning percentage
- 7 straight losing seasons
- 0 postseason appearances
- Worst team in the CAA

**UM'S RECORD SINCE JOINING THE ACC IN 2004-05**

Season	Overall	ACC W-L	ACC Rank / Seed	ACC Tourney Record
2004-05	16-13	7-9	t6 / 6	0-1
2005-06	18-16	7-9	t7 / 8	1-1
2006-07	12-20	4-12	12 / 12	1-1
2007-08	23-11	8-8	t5 / 5	1-1
2008-09	19-13	7-9	t7 / 9	0-1
2009-10	20-13	4-12	12 / 12	2-1
2010-11	21-15	6-10	9 / 9	1-1
2011-12	20-13	9-7	t4 / 6	1-1
2012-13	29-7	15-3	1 / 1	3-0
2013-14	17-16	7-11	10 / 10	1-1

## COACHING COORDINATORS FOR MIAMI

Miami's coaching staff is set up in a coordinator system, with Eric Konkol as the offensive coordinator, Michael Huger manning the defense and Chris Caputo handling the scout for every opponent.

## FORMER MAN TEAM GETS IN THE ZONE

After playing man-to-man defense 95 percent of the time in his first 40 years of coaching, Jim Larrañaga's team played a mixture of defenses including: 1-2-2, 2-3, 1-3-1, box-and-one, triangle-and-two, and man-to-man.

## CARDIAC CANES

Miami led the ACC having played 13 games decided by five points-or-less or in overtime. Miami played five overtime games and seven others were decided in the final minutes. Miami was 1-4 in overtime this season and 3-4 in close games that ended in regulation.

## ADAMS ENSHRINED INTO HS HALL OF FAME

Garrius Adams was inducted into the Middle Creek High School Athletics Hall of Fame. As a high school senior, Adams averaged 21.8 points per game en route to setting a new Middle Creek High School scoring record in career points.

## CANES PLAYING OUT OF POSITION

With only one true point guard in freshman Manuel Lecomte, the Canes took on new roles throughout the season. Garrius Adams is best suited as a three guard, but manned the point. Rion Brown, also a three, played the two-guard position and Erik Swoope is an undersized four man who played the three. In the paint, Raphael Akpejori and Donnavan Kirk are both fours, but split time at the four and the five. Coming off the bench, Davon Reed, a three, handled the point, as well as the two and three spots.

## MIAMI IN NATIONAL STATS

As of March 27, Miami was ranked No. 11 in the country in scoring defense, holding opponents to 59.5 ppg. The Canes were also ranked No. 39 in FG% defense, at 40.6 percent. UM was No. 7 in fouls per game, and No. 26 in fewest turnovers.

## US NEWS AND WORLD REPORT

According to latest US News & World Report rankings, the University of Miami is the top academic institution in the state of Florida and ranks 49th nationally.

## SHARING THE LEAD

Nine Canes shared team-highs in five statistical categories this season. Seven guys led the team in scoring and six led or shared top rebounding honors. Six Canes led in assists, nine in steals and seven in blocks. *For a complete chart, see page 4 of the notes.*

## MIAMI'S LARGEST IN 2013-14

<b>Lead</b>	33, vs. Loyola, 12/30
<b>Deficit</b>	27, at Virginia, 2/26
<b>Margin of Victory</b>	27, vs. Boston College, 2/22
<b>Margin of Defeat</b>	25, at Virginia, 2/26
<b>Halftime Lead</b>	23, vs. Loyola, 12/30
<b>Halftime Deficit</b>	12, vs. Duke, 1/22
<b>Deficit in Win</b>	12, vs. Texas Southern, 11/14
<b>Halftime Deficit in Win</b>	6, vs. Arizona State, 12/1
<b>Lead in Loss</b>	13, vs. Virginia Tech, 12/8
<b>Halftime Lead in Loss</b>	8, vs. Virginia Tech, 12/8

## DIVERSITY AT UM EXTENDS TO COURT

Five Miami players speak English as a second language. Raphael Akpejori - Two African languages. Mike Fernandez - Spanish (Cuban). Tonye Jekiri - African. Manu Lecomte - French. Angel Rodriguez - Spanish (Puerto Rican).

UM is the academic home of nearly 1,700 foreign students of all socioeconomic backgrounds, from more than 110 countries as diverse as Peru, Pakistan, and Poland. Miami's diversity also is evident in its full-time faculty, which is nearly 36 percent minority, making UM one of the most diverse major private research universities.

## DREAM BEGINS IN DALLAS FOR LARKIN

As of March 28, former Miami Hurricane All-American point guard Shane Larkin had played in 45 games for the Dallas Mavericks, averaging 2.8 points, 0.6 steals and 1.6 assists in 10.7 minutes, after missing a few games at the beginning of the season with a foot injury. Larkin was traded to the Dallas Mavericks after being selected with the No. 18 overall pick by the Atlanta Hawks during the 2013 NBA Draft at Barclays Center. The Mavericks are coached by Rick Carlisle, who was recruited by and played under Larrañaga at Virginia from 1982-84.

## AKPEJORI'S ATHLETES IN ACTION TOUR

In August of 2013, Raphael Akpejori averaged 9.2 points and 5.8 rebounds for Athletes in Action through five games played in Jamaica. Game high was 12 points against the Jamaican National Team, against former teammate Durand Scott.

## UMBB IN THE WEIGHT ROOM

Junior transfer James Kelly and freshman Davon Reed each improved their bench press max by 80 pounds from June to October, as Kelly started at 235 and went up to 315, while Reed improved from 170 to 250. Senior Erik Swoope pressed a team-best 365, up 35 pounds since June, followed by Kelly's 315, senior Raphael Akpejori at 310.

## PRO CANES

James Jones	Miami Heat
Shane Larkin	Dallas Mavericks
John Salmons	Toronto Raptors

Will Frisby	Fort Wayne Mad Ants (D-League)
Robert Hite	Canton Charge (D-League)
Lance Hurdle	Springfield Armor (D-League)
Reggie Johnson	Delaware 87ers (D-League)
DeQuan Jones	Reno Bighorns (D-League)
Trey McKinney Jones	Fort Wayne Mad Ants (D-League)
Kenny Kadji	Rio Grande Valley Vipers (D-League)

Brian Asbury	Hapoel Holon (Israel)
Julian Gamble	St Vallier Basket Drome (France)
Malcolm Grant	LF Basket Norrbotten (Sweden)
Leroy Hurd	Al Ahli (Dubai)
Anthony King	Artland Dragons (Germany)
Darius Rice	Hitachi Sunrockers (Japan)
Durand Scott	Obradoiro (Spain)
Adrian Thomas	Shimane Susanoo Magic (Japan)

## MIAMI IS BUILDING CHAMPIONS

Coach L and staff recruit guys who have won big games to play for the Canes. Of the five available players recruited under Coach L, Manu Lecomte won his U-20 Brussels championship while both Davon Reed (twice) and Tonye Jekiri played in their respective high school state championship game. In high school, James Kelly played in the state final four, and in junior college played in the finals of the NJCAA Tournament. Donnavan Kirk played in a pair of quarterfinal games while in high school.

## STARTERS BY GAME

SFB	Lecomte	Adams	Brown	Kirk	Jekiri
GSU	Lecomte	Adams	Brown	Kirk	Jekiri
TSU	Lecomte	Adams	Brown	Kirk	Jekiri
CoFC	Lecomte	Adams	Brown	Kirk	Kelly
UCF	Lecomte	Adams	Brown	Kirk	Kelly
GWU	Lecomte	Adams	Brown	Kirk	Jekiri
CSF	Reed	Adams	Brown	Kirk	Kelly
ASU	Reed	Adams	Brown	Kirk	Kelly
NEB	Reed	Adams	Brown	Kirk	Kelly
VT	Reed	Adams	Brown	Kirk	Kelly
SSU	Reed	Adams	Brown	Kirk	Kelly
LaSalle	Reed	Adams	Brown	Kirk	Kelly
Loyola	Reed	Adams	Brown	Kirk	Kelly
Syracuse	Reed	Adams	Brown	Kirk	Kelly
UNC	Reed	Adams	Brown	Kirk	Kelly
FSU	Lecomte	Adams	Brown	Kirk	Jekiri
GT	Lecomte	Adams	Brown	Kirk	Jekiri
Duke	Lecomte	Adams	Brown	Kirk	Jekiri
Syracuse	Lecomte	Adams	Brown	Kirk	Jekiri
Maryland	Lecomte	Adams	Brown	Kirk	Jekiri
Norfolk	Lecomte	Adams	Brown	Kirk	Jekiri
Pittsburgh	Lecomte	Adams	Reed	Kirk	Jekiri
NC State	Lecomte	Adams	Brown	Kirk	Jekiri
FSU	Swoope	Adams	Brown	Kirk	Akpejori
VT	Swoope	Adams	Brown	Kirk	Akpejori
ND	Swoope	Adams	Brown	Kirk	Akpejori
BC	Swoope	Adams	Brown	Kirk	Akpejori
Virginia	Swoope	Adams	Brown	Kirk	Akpejori
NC State	Swoope	Adams	Brown	Jekiri	Akpejori
Clemson	Lecomte	Adams	Brown	Swoope	Jekiri
Wake Forest	Heller	Adams	Brown	Swoope	Akpejori
Virginia Tech	Lecomte	Adams	Brown	Swoope	Jekiri
NC State	Lecomte	Adams	Brown	Swoope	Jekiri

## RECORD BY STARTING LINEUP

Lecomte, Adams, Brown, Kirk, Jekiri	4-7
Lecomte, Adams, Brown, Kirk, Kelly	1-1
Reed, Adams, Brown, Kirk, Kelly	6-3
Lecomte, Adams, Reed, Kirk, Jekiri	0-1
Adams, Brown, Swoope, Kirk, Akpejori	3-2
Adams, Brown, Swoope, Akpejori, Jekiri	1-0
Lecomte, Adams, Brown, Swoope, Jekiri	1-2
Heller, Adams, Brown, Swoope, Akpejori	1-0

## 2013-14 SIGNING CLASS

A consensus Top 60 player, **Ja'Quan Newton** of Neumann-Goretti High in Philadelphia, is a 6-2, 180-pound guard listed as the No. 55 player in ESPN's Top 100 list. **James Palmer**, a senior at St. John's College High, is a 6-foot-4, 180-pound guard from Washington, D.C., who helped his squad to a 20-win season by averaging 12 points, five rebounds and two assists as a junior. **Omar Sherman**, out of Duncanville, Texas, is a 6-foot-8, 220-pound forward who is a four-star prospect, according to ESPN and Scout.com. **Ivan Cruz Uceda** is a 6-foot-10, 240-pound forward originally from Madrid, Spain, ranked No. 55 overall by ESPN. Cruz Uceda will be available to play a pair of seasons for Miami following his two years at Harcum College in Pennsylvania.

The four newcomers will join an already talented 2014-15 class, which includes redshirt-freshman Deandre Burnett, who is out this season with an injury, and transfers Sheldon McClellan and Angel Rodriguez, who are currently sitting out due to NCAA transfer rules.

**LARRAÑAGA ADDED TO UM FACULTY**

Coach Jim Larrañaga has been appointed as Adjunct Assistant Professor of Kinesiology and Sport Sciences at the University of Miami. Due to his head coaching responsibilities, Larrañaga will be a guest lecturer at several different classes in the School of Education and Human Development throughout the semester.

**LARRAÑAGA DELIVERS UM COMMENCEMENT SPEECH**

Coach L delivered an inspirational 10-minute Commencement speech in May to the College of Arts and Sciences and the Rosenstiel School of Marine and Atmospheric Science graduates.

**LARRAÑAGA CONTRACT EXTENDED THROUGH 2022**

The University of Miami extended Coach Jim Larrañaga's contract through May 31, 2022, Director of Athletics Blake James announced in September. Larrañaga first signed a five-year contract in April 2011, then was granted a three-year extension in 2012. Larrañaga signed the nine-year contract following the Canes' historical run in 2013, which culminated with the Bronx, N.Y., native earning AP, Naismith and USBWA Henry Iba National Coach of the Year honors. He was also the ACC Coach of the Year as well as NABC, Basketball Times and USBWA District Coach of the Year.

**GAMES WON (17)**

#	Player	gp-gs	min	avg	Total		3-Point		F-Throw		Rebounds				pf	dq	a	to	blk	stl	pts	avg
					fg-fga	fg%	3fg-fga	3fg%	ft-fa	ft%	off	def	tot	avg								
15	Rion Brown	17-17	593	34.9	91-201	.453	31-95	.326	52-70	.743	27	85	112	6.6	25	0	51	32	3	15	265	15.6
25	Garrius Adams	17-17	554	32.6	54-134	.403	17-52	.327	54-75	.720	16	67	83	4.9	26	1	51	30	2	24	179	10.5
20	Manu Lecomte	17-6	475	27.9	50-102	.490	18-36	.500	38-43	.884	12	32	44	2.6	31	0	51	23	1	14	156	9.2
22	Donnavan Kirk	16-14	409	25.6	58-110	.527	7-17	.412	23-32	.719	34	42	76	4.8	31	1	1	17	23	4	146	9.1
35	James Kelly	13-7	247	19.0	39-68	.574	10-19	.526	9-15	.600	9	41	50	3.8	20	0	10	6	7	8	97	7.5
05	Davon Reed	17-6	353	20.8	37-99	.374	23-55	.418	24-36	.667	6	20	26	1.5	26	0	28	24	2	4	121	7.1
21	Erik Swoope	15-6	313	20.9	35-60	.583	0-3	.000	27-39	.692	11	36	47	3.1	27	0	11	9	9	6	97	6.5
23	Tonye Jekiri	17-6	353	20.8	38-71	.535	0-0	.000	16-24	.667	36	59	95	5.6	46	3	11	20	20	14	92	5.4
04	Raphael Akpejori	11-5	117	10.6	3-8	.375	0-0	.000	3-7	.429	6	13	19	1.7	16	1	2	2	6	1	9	0.8
12	Justin Heller	4-1	5	1.3	1-3	.333	0-2	.000	0-0	.000	0	1	1	0.3	1	0	0	1	0	0	2	0.5
11	Mike Fernandez	3-0	4	1.3	0-0	.000	0-0	.000	0-0	.000	0	0	0	0.0	0	0	0	3	0	0	0	0.0
03	Steve Sorenson	2-0	2	1.0	0-0	.000	0-0	.000	0-0	.000	0	0	0	0.0	0	0	0	0	0	0	0	0.0
Team											26	19	45					1				
Total.....		17	3425		406-856	.474	106-279	.380	246-341	.721	183	415	598	35.2	249	6	216	168	73	90	1164	68.5
Opponents.....		17	3425		348-886	.393	115-336	.342	158-252	.627	173	314	487	28.6	289	5	192	170	37	78	969	57.0

**GAMES LOST (16)**

#	Player	gp-gs	min	avg	Total		3-Point		F-Throw		Rebounds				pf	dq	a	to	blk	stl	pts	avg
					fg-fga	fg%	3fg-fga	3fg%	ft-fa	ft%	off	def	tot	avg								
15	Rion Brown	16-15	573	35.8	83-202	.411	32-104	.308	50-65	.769	20	61	81	5.1	37	0	25	19	1	12	248	15.5
25	Garrius Adams	16-16	549	34.3	52-156	.333	11-58	.190	42-68	.618	9	65	74	4.6	37	0	44	32	4	18	157	9.8
20	Manu Lecomte	16-11	449	28.1	35-98	.357	9-32	.281	18-29	.621	11	15	26	1.6	32	0	26	35	0	7	97	6.1
05	Davon Reed	16-4	330	20.6	34-108	.315	17-57	.298	11-17	.647	6	23	29	1.8	29	0	10	20	2	12	96	6.0
22	Donnavan Kirk	15-14	401	26.7	35-95	.368	5-23	.217	12-26	.462	33	45	78	5.2	31	0	4	22	23	7	87	5.8
35	James Kelly	14-4	235	16.8	26-66	.394	5-18	.278	9-12	.750	17	34	51	3.6	22	0	5	12	4	3	66	4.7
21	Erik Swoope	16-4	258	16.1	20-47	.426	1-4	.250	16-25	.640	19	19	38	2.4	20	0	5	4	2	5	57	3.6
23	Tonye Jekiri	16-10	352	22.0	19-54	.352	0-0	.000	9-19	.474	31	54	85	5.3	41	2	11	11	9	7	47	2.9
04	Raphael Akpejori	14-2	152	10.9	2-7	.286	0-0	.000	6-8	.750	10	15	25	1.8	24	0	0	5	6	0	10	0.7
12	Justin Heller	1-0	1	1.0	0-1	.000	0-1	.000	0-0	.000	0	0	0	0.0	0	0	0	0	0	0	0	0.0
Team											23	32	55					7				
Total.....		16	3300		306-834	.367	80-297	.269	173-269	.643	179	363	542	33.9	273	2	130	167	51	71	865	54.1
Opponents.....		16	3300		347-827	.420	106-286	.371	195-282	.691	167	404	571	35.7	249	0	181	149	51	84	995	62.2

## NON-CONFERENCE GAMES (9-4)

#	Player	gp-gs	min	avg	Total		3-Point		F-Throw		Rebounds				pf	dq	a	to	blk	stl	pts	avg
					fg-fga	fg%	3fg-fga	3fg%	ft-fa	ft%	off	def	tot	avg								
15	Rion Brown	13-13	451	34.7	63-150	.420	20-68	.294	40-50	.800	24	63	87	6.7	22	0	40	24	1	15	186	14.3
25	Garrius Adams	13-13	436	33.5	41-115	.357	11-47	.234	44-56	.786	11	58	69	5.3	25	1	34	29	2	22	137	10.5
22	Donnavan Kirk	13-13	398	30.6	52-110	.473	3-14	.214	22-35	.629	40	51	91	7.0	28	0	3	18	29	7	129	9.9
35	James Kelly	12-8	292	24.3	45-79	.570	9-19	.474	9-15	.600	15	47	62	5.2	23	0	10	10	9	7	108	9.0
05	Davon Reed	13-6	353	27.2	35-98	.357	21-55	.382	17-28	.607	6	21	27	2.1	24	0	30	23	2	10	108	8.3
20	Manu Lecomte	13-7	350	26.9	32-75	.427	11-24	.458	22-27	.815	8	21	29	2.2	27	0	30	16	1	10	97	7.5
23	Tonye Jekiri	13-5	234	18.0	25-52	.481	0-0	.000	5-8	.625	14	35	49	3.8	32	2	7	13	9	6	55	4.2
21	Erik Swoope	11-0	121	11.0	8-19	.421	1-3	.333	8-13	.615	4	14	18	1.6	11	0	1	3	5	2	25	2.3
04	Raphael Akpejori	6-0	32	5.3	1-2	.500	0-0	.000	2-2	1.000	0	5	5	0.8	9	0	0	1	2	0	4	0.7
12	Justin Heller	2-0	3	1.5	0-0	.000	0-0	.000	0-0	.000	0	1	1	0.5	0	0	0	1	0	0	0	0.0
03	Steve Sorenson	2-0	2	1.0	0-0	.000	0-0	.000	0-0	.000	0	0	0	0.0	0	0	0	0	0	0	0	0.0
11	Mike Fernandez	2-0	3	1.5	0-0	.000	0-0	.000	0-0	.000	0	0	0	0.0	0	0	0	3	0	0	0	0.0
Team											22	13	35									
Total.....		13	2675		302-700	.431	76-230	.330	169-234	.722	144	329	473	36.4	201	3	155	141	60	79	849	65.3
Opponents.....		13	2675		280-698	.401	86-250	.344	126-199	.633	131	288	419	32.2	218	1	142	146	30	72	772	59.4

## CONFERENCE GAMES (7-11)

#	Player	gp-gs	min	avg	Total		3-Point		F-Throw		Rebounds				pf	dq	a	to	blk	stl	pts	avg
					fg-fga	fg%	3fg-fga	3fg%	ft-fa	ft%	off	def	tot	avg								
15	Rion Brown	18-17	640	35.6	100-225	.444	40-116	.345	50-71	.704	21	76	97	5.4	35	0	31	21	3	10	290	16.1
25	Garrius Adams	18-18	600	33.3	61-162	.377	16-58	.276	48-80	.600	13	65	78	4.3	33	0	55	28	3	19	186	10.3
20	Manu Lecomte	18-8	520	28.9	50-116	.431	15-39	.385	32-43	.744	15	24	39	2.2	30	0	44	41	0	11	147	8.2
21	Erik Swoope	18-8	381	21.2	39-74	.527	0-4	.000	31-46	.674	21	34	55	3.1	32	0	15	7	5	8	109	6.1
22	Donnavan Kirk	18-15	412	22.9	41-95	.432	9-26	.346	13-23	.565	27	36	63	3.5	34	1	2	21	17	4	104	5.8
05	Davon Reed	18-4	287	15.9	28-93	.301	14-46	.304	16-23	.696	6	21	27	1.5	26	0	7	18	2	5	86	4.8
35	James Kelly	13-3	180	13.8	20-54	.370	6-17	.353	9-12	.750	11	25	36	2.8	19	0	4	7	2	4	55	4.2
23	Tonye Jekiri	18-9	405	22.5	29-68	.426	0-0	.000	15-29	.517	46	64	110	6.1	50	3	12	14	16	15	73	4.1
04	Raphael Akpejori	17-7	221	13.0	3-12	.250	0-0	.000	7-13	.538	13	22	35	2.1	30	1	2	6	9	1	13	0.8
12	Justin Heller	3-1	3	1.0	1-4	.250	0-3	.000	0-0	.000	0	0	0	0.0	1	0	0	0	0	0	2	0.7
11	Mike Fernandez	1-0	1	1.0	0-0	.000	0-0	.000	0-0	.000	0	0	0	0.0	0	0	0	0	0	0	0	0.0
Team											26	34	60									
Total.....		18	3650		372-903	.412	100-309	.324	221-340	.650	199	401	600	33.3	290	5	172	171	57	77	1065	59.2
Opponents.....		18	3650		373-917	.407	122-341	.358	204-299	.682	195	395	590	32.8	287	3	205	165	57	81	1072	59.6

## ACC TOURNAMENT (1-1)

#	Player	gp-gs	min	avg	Total		3-Point		F-Throw		Rebounds				pf	dq	a	to	blk	stl	pts	avg
					fg-fga	fg%	3fg-fga	3fg%	ft-fa	ft%	off	def	tot	avg								
15	Rion Brown	2-2	75	37.5	11-28	.393	3-15	.200	12-14	.857	2	7	9	4.5	5	0	5	6	0	2	37	18.5
05	Davon Reed	2-0	43	21.5	8-16	.500	5-11	.455	2-2	1.000	0	1	1	0.5	5	0	1	3	0	1	23	11.5
21	Erik Swoope	2-2	69	34.5	8-14	.571	0-0	.000	4-5	.800	5	7	12	6.0	4	0	0	3	1	1	20	10.0
25	Garrius Adams	2-2	67	33.5	4-13	.308	1-5	.200	4-7	.571	1	9	10	5.0	5	0	6	5	1	1	13	6.5
23	Tonye Jekiri	2-2	66	33.0	3-5	.600	0-0	.000	5-6	.833	7	14	21	10.5	5	0	3	4	4	0	11	5.5
20	Manu Lecomte	2-2	54	27.0	3-9	.333	1-5	.200	2-2	1.000	0	2	2	1.0	6	0	3	1	0	0	9	4.5
04	Raphael Akpejori	2-0	16	8.0	1-1	1.000	0-0	.000	0-0	.000	3	1	4	2.0	1	0	0	0	1	0	2	1.0
35	James Kelly	2-0	10	5.0	0-1	.000	0-1	.000	0-0	.000	0	3	3	1.5	0	0	1	1	0	0	0	0.0
Team											1	4	5									
Total.....		2	400		38-87	.437	10-37	.270	29-36	.806	19	48	67	33.5	31	0	19	23	7	5	115	57.5
Opponents.....		2	400		42-98	.429	13-31	.419	23-36	.639	14	35	49	24.5	33	1	26	8	1	9	120	60.0



## HOME GAMES (8-8)

#	Player	gp-gs	min	avg	Total		3-Point		F-Throw		Rebounds				pf	dq	a	to	blk	stl	pts	avg
					fg-fga	fg%	3fg-fga	3fg%	ft-fa	ft%	off	def	tot	avg								
15	Rion Brown	16-15	570	35.6	85-202	.421	37-103	.359	40-50	.800	29	75	104	6.5	26	0	40	24	0	17	247	15.4
25	Garrius Adams	16-16	542	33.9	61-156	.391	13-55	.236	49-67	.731	12	61	73	4.6	28	0	44	28	3	27	184	11.5
22	Donnavan Kirk	16-15	417	26.1	55-122	.451	5-22	.227	22-39	.564	38	42	80	5.0	27	0	4	16	24	8	137	8.6
20	Manu Lecomte	16-10	470	29.4	43-102	.422	14-36	.389	22-31	.710	16	22	38	2.4	33	0	38	28	1	13	122	7.6
05	Davon Reed	16-4	336	21.0	34-99	.343	19-50	.380	21-27	.778	8	26	34	2.1	26	0	21	22	2	8	108	6.8
35	James Kelly	13-4	224	17.2	33-73	.452	7-17	.412	9-12	.750	18	33	51	3.9	24	0	7	11	4	6	82	6.3
23	Tonye Jekiri	16-9	325	20.3	30-73	.411	0-0	.000	8-17	.471	34	54	88	5.5	41	3	13	9	12	12	68	4.3
21	Erik Swoope	15-3	276	18.4	20-42	.476	0-1	.000	21-35	.600	14	30	44	2.9	23	0	11	4	8	3	61	4.1
04	Raphael Akpejori	12-3	129	10.8	2-9	.222	0-0	.000	6-8	.750	6	18	24	2.0	17	0	1	4	5	0	10	0.8
12	Justin Heller	4-1	5	1.3	1-3	.333	0-2	.000	0-0	.000	0	1	1	0.3	1	0	0	1	0	0	2	0.5
03	Steve Sorenson	2-0	2	1.0	0-0	.000	0-0	.000	0-0	.000	0	0	0	0.0	0	0	0	0	0	0	0	0.0
11	Mike Fernandez	3-0	4	1.3	0-0	.000	0-0	.000	0-0	.000	0	0	0	0.0	0	0	0	3	0	0	0	0.0
Team											29	28	57					5				
Total.....		16	3300		364-881	.413	95-286	.332	198-286	.692	204	390	594	37.1	246	3	179	155	59	94	1021	63.8
Opponents.....		16	3300		342-868	.394	117-323	.362	164-247	.664	185	362	547	34.2	258	1	172	163	41	79	965	60.3

## AWAY GAMES (7-6)

#	Player	gp-gs	min	avg	Total		3-Point		F-Throw		Rebounds				pf	dq	a	to	blk	stl	pts	avg
					fg-fga	fg%	3fg-fga	3fg%	ft-fa	ft%	off	def	tot	avg								
15	Rion Brown	13-13	457	35.2	71-154	.461	22-74	.297	40-59	.678	12	55	67	5.2	27	0	26	19	4	7	204	15.7
20	Manu Lecomte	13-4	365	28.1	36-80	.450	11-25	.440	32-39	.821	5	22	27	2.1	22	0	35	27	0	8	115	8.8
25	Garrius Adams	13-13	421	32.4	34-101	.337	11-44	.250	34-57	.596	10	51	61	4.7	23	1	36	25	2	11	113	8.7
22	Donnavan Kirk	13-11	326	25.1	32-66	.485	7-18	.389	12-18	.667	25	35	60	4.6	31	1	1	19	16	3	83	6.4
35	James Kelly	10-6	185	18.5	23-44	.523	8-17	.471	5-9	.556	6	29	35	3.5	13	0	6	5	5	5	59	5.9
21	Erik Swoope	12-5	210	17.5	26-50	.520	1-6	.167	17-23	.739	11	18	29	2.4	18	0	5	6	2	7	70	5.8
05	Davon Reed	13-5	233	17.9	22-75	.293	9-38	.237	8-18	.444	4	13	17	1.3	19	0	12	14	2	5	61	4.7
23	Tonye Jekiri	13-4	283	21.8	23-41	.561	0-0	.000	12-20	.600	24	43	67	5.2	40	2	5	17	12	8	58	4.5
04	Raphael Akpejori	10-4	119	11.9	2-5	.400	0-0	.000	3-7	.429	7	8	15	1.5	21	1	1	3	6	1	7	0.7
12	Justin Heller	1-0	1	1.0	0-1	.000	0-1	.000	0-0	.000	0	0	0	0.0	0	0	0	0	0	0	0	0.0
Team											15	19	34					3				
Total.....		13	2600		269-617	.436	69-223	.309	163-250	.652	119	293	412	31.7	214	5	127	138	49	55	770	59.2
Opponents.....		13	2600		262-635	.413	75-231	.325	152-229	.664	123	275	398	30.6	215	3	149	133	37	65	751	57.8

## NEUTRAL SITE (2-2)

#	Player	gp-gs	min	avg	Total		3-Point		F-Throw		Rebounds				pf	dq	a	to	blk	stl	pts	avg
					fg-fga	fg%	3fg-fga	3fg%	ft-fa	ft%	off	def	tot	avg								
15	Rion Brown	4-4	139	34.8	18-47	.383	4-22	.182	22-26	.846	6	16	22	5.5	9	0	10	8	0	3	62	15.5
05	Davon Reed	4-1	114	28.5	15-33	.455	12-24	.500	6-8	.750	0	4	4	1.0	10	0	5	8	0	3	48	12.0
25	Garrius Adams	4-4	140	35.0	11-33	.333	4-11	.364	13-19	.684	3	20	23	5.8	12	0	15	9	1	4	39	9.8
22	Donnavan Kirk	2-2	67	33.5	6-17	.353	0-0	.000	1-1	1.000	4	10	14	7.0	4	0	0	4	6	0	13	6.5
21	Erik Swoope	4-2	85	21.3	9-15	.600	0-0	.000	5-6	.833	5	7	12	3.0	6	0	0	3	1	1	23	5.8
35	James Kelly	4-1	73	18.3	9-17	.529	0-3	.000	4-6	.667	2	13	15	3.8	5	0	2	2	2	0	22	5.5
20	Manu Lecomte	4-3	89	22.3	6-18	.333	2-7	.286	2-2	1.000	2	3	5	1.3	8	0	4	3	0	0	16	4.0
23	Tonye Jekiri	4-3	97	24.3	4-11	.364	0-0	.000	5-6	.833	9	16	25	6.3	6	0	4	5	5	1	13	3.3
04	Raphael Akpejori	3-0	21	7.0	1-1	1.000	0-0	.000	0-0	.000	3	2	5	1.7	2	0	0	0	1	0	2	0.7
Team											5	4	9									
Total.....		4	825		79-192	.411	22-67	.328	58-74	.784	39	95	134	33.5	62	0	40	42	16	12	238	59.5
Opponents.....		4	825		91-210	.433	29-68	.426	37-58	.638	32	81	113	28.3	65	1	52	23	10	18	248	62.0



## MIAMI'S RECORD WHEN...

RECORD	ALL	ACC	AT UM	COACH L ACC
All games	17-16	7-11	66-36	31-21
Home	8-8	3-6	36-13	17-9
Away	7-6	4-5	22-17	14-12
Neutral	2-2		8-6	n/a
November	4-3		12-6	n/a
December	4-2	0-1	12-6	0-1
January	2-5	2-5	14-8	12-8
February	4-4	3-4	16-9	15-9
March	3-2	2-1	12-7	4-3
Vs. Top 10 opponents	0-2	0-2	2-6	2-5
Vs. Top 25 opponents (includes Top 10)	0-5	0-5	5-14	4-10
Vs. RV opponents	2-1	1-0	7-2	2-0
Vs. teams over .500 on game day	7-13	4-9	39-31	19-18
Vs. teams under .500 on game day	4-2	1-2	17-4	8-3
Vs. teams at .500 on game day	4-1	2-0	9-1	4-0
While UM is in the top 25			16-4	12-3
While UM is RV (only)			7-3	2-1
Leading at halftime	15-2	7-2	53-9	25-6
Trailing at halftime	2-13	0-8	11-26	4-14
Tied at halftime	0-1	0-1	4-1	2-1
Single overtime	1-4	0-2	2-6	1-2
Double overtime			2-0	1-0
In overtime games	1-4	0-2	4-6	2-2
Leading with 2:00 left in regulation	15-2	7-1	60-4	29-1
Trailing with 2:00 left in regulation	1-14	0-10	5-30	2-19
Tied with 2:00 left in regulation	1-0		1-1	0-1
UM shoots 50% or better from field	6-2	2-2	20-2	8-2
UM shoots 40-49% from field	9-2	5-1	39-9	21-6
UM shoots under 40% from field	2-12	0-8	7-25	2-13
Opp. shoots 50% or better from field	1-1	1-1	3-9	2-5
Opp. shoots 40-49% from field	7-8	3-5	28-16	13-9
Opp. shoots under 40% from field	9-7	3-5	35-11	16-7
UM shoots 70% or better from the line	8-6	4-2	34-16	14-10
UM shoots less than 70% from the line	9-10	3-9	32-20	17-10
UM has more 3-point FGs	5-6	1-5	26-13	16-11
UM has fewer 3-point FGs	10-9	4-6	27-15	12-9
3-point FGs are even	2-1	2-0	4-1	3-1
Four or more Canes in double figures	8-0	3-0	33-6	14-5
Three Canes score in double figures	7-6	4-3	25-16	13-6
Two or less Canes score in double figures	2-10	0-8	8-14	4-10
UM outrebounds opponent	14-7	5-5	44-15	19-10
Opp. outrebounds UM	3-9	2-6	20-21	11-11
Tied in rebounds			2-0	1-0
UM records 10 or more steals	1-0		9-3	3-1
UM records 15 or more assists	5-0	2-0	18-0	10-0
UM commits less than 15 turnovers	16-14	7-10	58-29	28-17
UM commits 15 or more turnovers	1-2	0-1	8-2	3-4
UM commits less turnovers than opp.	8-6	3-4	38-14	16-6
UM commits more turnovers than opp.	9-7	4-5	24-14	13-10
Tied in turnovers	0-2	0-2	4-7	2-5
UM scores 59 points or less	3-12	1-9	7-19	4-12
UM scores between 60-69 points	6-3	3-1	18-11	9-4
UM scores between 70-79 points	5-1	2-1	29-6	14-5
UM scores between 80-89 points	3-0	1-0	8-0	2-0
UM scores between 90-99 points			4-0	2-0
UM scores 100 or more points			0-0	0-0
Playing during the afternoon	9-5	4-4	25-10	12-7
Playing in the evening (5 p.m. or later)	8-11	3-7	40-25	19-14
Games decided by three points or less	2-3	0-3	7-8	4-6
Games decided by four to 10 points	5-9	3-5	20-15	10-10
Games decided by 11-20 points	8-2	3-1	27-11	10-3
Games decided by more than 20 points	2-2	1-2	12-2	7-2

## UM SINCE THE ARRIVAL OF JIM LARRAÑAGA IN 2011

- 2013 ACC Regular Season Champions
- 2013 ACC Tournament Champions
- Ranked No. 2/2 - Miami's program high - Feb. 18, 2013
- No. 1 seed at 2013 ACC Tournament
- No. 2 seed in 2013 NCAA Tournament
- Won school record 29 games in 2013
- Won 15 ACC games in 2013
- 14-game win streak (tied 1946-47 & 2001-02) from Jan. 2 - Feb. 19, 2013
- 13-0 start in 2013 conference play, topping school-best nine ACC victories, which was set in 2011-12
- Sophomore Shane Larkin selected No. 18 in the 2013 NBA Draft by Atlanta Hawks, then traded to Dallas Mavericks
- All six seniors earned academic degree from UM: Garrius Adams, Julian Gamble, Reggie Johnson, Kenny Kadji, Trey McKinney Jones, Durand Scott
- Defeated No. 1 Duke, 90-63, on Jan. 23, 2013 in Coral Gables
- Defeated Duke twice within 12 months, at both Cameron Indoor Stadium and the BankUnited Center
- First team to beat Duke and UNC by 20+ points in the same season since Maryland in '74-'75 season
- First team to beat Duke and UNC by 25+ points since the start of ACC play in 1953
- Defeated three teams in The Triangle in the same season: UNC, Duke & NC State
- In 2012-13 defeated three teams in the Top 20 for the first time since joining the ACC - the last time was in 1999-00
- Students camped out for the game vs. Duke more than four hours before tipoff, then did it again for the game vs. Florida State
- Five home sellouts of 7,972 fans vs. Duke, Florida State, North Carolina, Virginia and Clemson
- Set a record for the most games with 1,200 or more students (7)
- Set record student average attendance at 808. The past average attendance was 641 per game
- Set the record for cumulative season student attendance at 12,008. The previous record was 10,269

## AWARDS

- 2013 AP Coach of the Year - Jim Larrañaga
- 2013 Naismith Coach of the Year - Jim Larrañaga
- 2013 ACC Coach of the Year - Jim Larrañaga
- 2013 Henry Iba National Coach of the Year - Jim Larrañaga
- 2013 Adolph Rupp Cup Coach of the Year - Jim Larrañaga
- 2013 ACC Player of the Year (Coaches) - Shane Larkin
- 2013 ACC Defensive Player of the Year - Durand Scott
- Six All-ACC selections: Shane Larkin 1st team, Kenny Kadji 2nd team & 3rd team, Scott H.M. (twice), Rion Brown 3rd team.
- Three ACC Defensive Team players: Shane Larkin, Durand Scott, Julian Gamble
- 2012 ACC All-Rookie Team - Shane Larkin
- 2013 ACC All-Academic Team - Raphael Akpejori
- 2013 ACC Tournament MVP - Shane Larkin
- Four ACC All-Tournament team nods: Shane Larkin (1st), Durand Scott (1st), Julian Gamble (2nd), Trey McKinney Jones (2nd)
- Four ACC Player of the Week awards: Reggie Johnson (2012), Durand Scott (2012 & 2013) and Shane Larkin (2013)
- One ACC Rookie of the Week: Shane Larkin (2012)
- NABC Honors Court: Raphael Akpejori

- ACC Academic Honor Roll: Raphael Akpejori, Justin Heller, Donnavan Kirk.

## COACH LARRAÑAGA'S MILESTONE VICTORIES

Victory	Date	Opponent	Score	School
50	02/10/88	Miami (Ohio)	65-59	Bowling Green
100	02/23/91	Kent State	84-57	Bowling Green
150	12/22/94	at Ohio State	59-50	Bowling Green
200	12/27/97	Northeastern	66-60	George Mason
250	12/20/00	Coastal Carolina	81-65	George Mason
300	12/02/03	East Carolina	76-65	George Mason
350	01/26/06	William & Mary	81-58	George Mason
400	02/27/08	William & Mary	68-59	George Mason
450	12/08/10	Loyola (Md.)	66-52	George Mason
500	01/05/12	at Georgia Tech	62-49	Miami

MIAMI HIGHS		OPPONENT HIGHS		MIAMI LOWS		OPPONENT LOWS	
Points	85 - at NC State, 3/1	Points	80 - Georgia Southern, 11/11	Points	40 - at Virginia, 2/26	Points	42 (2x) - last vs. Boston College, 2/22
Points/Half	48 (2nd) - at NC State, 3/1	Points/Half	39 (2nd) - Florida State, 1/15	Points/Half	13 - Nebraska, 12/4	Points/Half	17 (2x) last - Georgia Tech, 1/18
Field Goals Made	35 - Texas Southern, 11/14	Field Goals Made	29 - George Washington, 11/28	Field Goals Made	12 - at Virginia, 2/26	Field Goals Made	13 - Georgia Tech, 1/18
Field Goal Att.	69 - 2x last vs. Virginia Tech, 12/8	Field Goal Att.	69 - vs. Virginia Tech, 12/8	Field Goal Att.	40 - at Syracuse, 1/4	Field Goal Att.	42 - Co. of Charleston, 11/18
Field Goal Pct.	.587 - at NC State, 3/1	Field Goal Pct.	.560 - at Maryland, 1/29	Field Goal Pct.	.259 - at Virginia Tech, 2/15	Field Goal Pct.	.295 - Georgia Tech, 1/18
3-Point FG Made	10 - Texas Southern, 11/14	3-Point FG Made	13 - Notre Dame, 2/19	3-Point FG Made	0 (2x) - last at Virginia, 2/26	3-Point FG Made	3 - at Syracuse, 1/4
3-Point FG Att.	34 - at Virginia Tech, 2/15	3-Point FG Att.	34 - vs. Virginia Tech, 12/8	3-Point FG Att.	10 (2x) - last at NC State, 3/1	3-Point FG Att.	11 - vs. Syracuse, 1/25
Free Throws Made	25 - Georgia Southern, 11/11	Free Throws Made	19 - vs. Pittsburgh, 2/5	Free Throws Made	2 (2x) - last at Clemson, 3/4	Free Throws Made	5 - George Washington, 11/28
Free Throw Att.	33 - at Florida State, 2/10	Free Throw Att.	27 - vs. Syracuse, 1/25	Free Throw Att.	4 - at Syracuse, 1/4	Free Throw Att.	9 - George Washington, 11/28
Rebounds	50 - vs. Virginia Tech, 12/8	Rebounds	45 - St. Francis Brooklyn, 11/8	Rebounds	23 - at Clemson, 3/4	Rebounds	19 - Wake Forest, 3/8/14
Assists	21 - Texas Southern, 11/14	Assists	17 (2x) - last vs. NC State, 3/13	Assists	3 - at Virginia, 2/26	Assists	7 (2x) - last vs. Boston College, 2/22
Steals	12 - Texas Southern, 11/14	Steals	10 - Nebraska, 12/4	Steals	1 (2x) - last vs. Syracuse, 1/25	Steals	0 - last vs. Boston College, 2/22
Blocks	8 (2x) last at Florida State, 2/10	Blocks	7 - Duke, 1/22	Blocks	0 - vs. NC State, 2/8	Blocks	0 (4x) - last vs. NC State, 3/14
Turnovers	16 - at Savannah State, 12/19	Turnovers	17 - St. Francis Brooklyn, 11/8	Turnovers	3 (2x) - last vs. Boston College, 2/22	Turnovers	3 - Virginia Tech, 3/12
Victory Margin	23 - vs. Loyola, 12/30	Victory Margin	25 - at Virginia, 2/26	Victory Margin	1 - Georgia Southern, 11/11	Victory Margin	1 (2x) last vs. NC State, 2/8

**MIAMI INDIVIDUAL HIGHS**

Points	25 (2x) - last Rion Brown at Maryland, 1/29
Field Goals Made	9 (2x) last - Rion Brown at Clemson, 3/4
Field Goal Attempts	18 - Garrius Adams vs. St. Francis Brooklyn, 11/8
3-Point FG Made	5 - 3x last Rion Brown Florida State, 1/15
3-Point FG Attempts	12 - at Virginia Tech, 2/15
Free Throws Made	12 - Rion Brown at Maryland, 1/29
Free Throw Attempts	13 - Rion Brown at Maryland, 1/29
Rebounds	13 - Tonye Jekiri at NC State, 3/1
Assists	9 - Rion Brown vs. Texas Southern, 11/14
Blocks	4 (5x) - last Erik Swoope vs. Norfolk State, 2/1

**OPPONENT INDIVIDUAL HIGHS**

Points	27 (2x) - last T.J. Warren, NC State, 2/8
Field Goals Made	9 - 3x last T.J. Warren, NC State, 3/13
Field Goal Attempts	23 - Jarell Eddie, Virginia Tech, 12/8
3-Point FG Made	6 (2x) - last Pat Connaughton, Notre Dame, 2/19
3-Point FG Attempts	14 - Jarell Eddie, Virginia Tech, 12/8
Free Throws Made	9 (2x) - last T.J. Warren, NC State, 2/8
Free Throw Attempts	12 - Lamar Patterson, Pittsburgh, 2/5
Rebounds	15 - 2x, last Jabari Parker, Duke, 1/22
Assists	9 (2x) - last at Virginia Tech, 2/15
Blocks	4 - Jordan Bachynski, Arizona State, 12/1

## THE LAST TIME ...

**Player Scored 30 Points**

Miami	Durand Scott (32), vs. NC State, 3/16/13
Opponent	Ryan Kelly (36), at Duke, 3/2/13

**Player Scored 35 Points**

Miami	Jack McClinton (35) vs. North Carolina, 3/15/09
Opponent	Ryan Kelly (36), at Duke, 3/2/13

**Player Scored 40 Points**

Miami	Darius Rice (43) vs. Connecticut, 1/20/03
Opponent	Sean Singletary (41), Virginia, 3/1/08

**Two Players Scored 20 Points**

Miami	Shane Larkin (28), Trey McKinney Jones (20) vs. North Carolina, 3/17/13
Opponent	T.J. Warren (24), Ralston Turner (22), NC State, 3/13/14

**Three Players Scored 20 Points**

Miami	Dwayne Collins (23), Brian Asbury (21), Jack McClinton (20) vs. Virginia Tech, 1/25/09
Opponent	Travis Mays (40), Alvin Heggs (22), Lance Blanks (21), Texas, 2/22/89

**Five Players Scored in Double Figures**

Miami	Rion Brown (20), Garrius Adams (16), Manu Lecomte (15), Erik Swoope (15), Tonye Jekiri (14) at NC State, 3/1/14
Opponent	Jon Scheyer (27), DeMarcus Nelson (19), Kyle Singler (12), Greg Paulus (12), Lance Thomas (10) Duke, 2/20/08

**Six Players Scored in Double Figures**

Miami	James Kelly (17), Donnavan Kirk (15), Rion Brown (13), Manu Lecomte (12), Davon Reed (11), Garrius Adams (10) vs. Texas Southern, 11/14/13
-------	--

**Player Grabbed 15 Rebounds**

Miami	Reggie Johnson (20) vs. Florida Atlantic, 3/16/11
Opponent	Jabari Parker (15), Duke, 1/22/14

**Two Players Grabbed 10 Rebounds**

Miami	Rion Brown (10), Tonye Jekiri (10), at North Carolina, 1/8/14
Opponent	Marcus Ginyard (12), John Henson (12), North Carolina, 3/2/10

**Three Players Grabbed 10 Rebounds**

Miami	Mark Richardson (11), Eric Brown (10), Joe Wylie (10) vs. FIU, 3/6/89
Opponent	Matt Harpring (12), Dion Glover (10), Michael Maddox (10), Georgia Tech, 12/2/7/97

**Player Had 10 Assists**

Miami	Durand Scott (10) vs. North Carolina Central, 11/14/09
Opponent	Kendall Marshall (10), North Carolina, 3/11/11

**Player Had 10 Blocks**

Miami	Anthony King (10) vs. Florida Atlantic, 11/29/04
Opponent	Jarvis Varnado (10), Mississippi State, 12/13/07

**Player Had a Double-Double**

Miami	Tonye Jekiri (14 pts, 13 rebs) at NC State, 3/1/14
Opponent	Jabari Parker (17 pts, 15 rebs) Duke, 1/22/14

**Player Had a Triple-Double**

Miami	Anthony King (11 pts, 10 reb, 13 blks) vs. Florida Atlantic, 11/29/04
Opponent	Brendan Haywood (18 pts, 14 reb, 10 blks), North Carolina, 12/4/00

**Two Players Had Double-Doubles**

Miami	Reggie Johnson (22 pts, 11 rebs) & Kenny Kadji (12 pts, 12 rebs), vs. Stetson, 11/9/12
Opponent	Hasheem Thabeet (19 pts, 14 reb), A.J. Price (13 pts, 11 reb), Connecticut, 11/23/08

**Team Scored 100 Points**

Miami	108 vs. Nova Southeastern, 11/16/09
Opponent	105, North Carolina, 1/31/07

**Team Scored 50 Points in a Half**

Miami	51, (2nd half) at Hawaii, 12/22/12
Opponent	51 (2nd half), UCF, 12/18/10

**Team Shot 50 Percent in Both Halves**

Miami	.500 (12-24) / .682 (15-22) at NC State, 3/1/14
Opponent	.538 (14-26) / .500 (16-32) vs. Georgia Tech, 3/6/13

**Team Shot 60 Percent in a Half**

Miami	.682 (15-22), second half, vs. Wake Forest, 3/8/14
Opponent	.600 (15-25), second half, vs. NC State, 3/13/14

**Team Shot 70 Percent in a Half**

Miami	.739 (17-23), first half, at Florida State, 2/13/13
-------	---

**Team Shot 60 Percent in a Game**

Miami	.638 (30-47), at Florida State, 2/13/13
Opponent	.622 (23-37), Clemson, 12/21/08

**Team Shot Less Than 30 Percent in a Game**

Miami	.261 (12-46), at Virginia, 2/26/14
Opponent	.295 (13-44), Georgia Tech, 1/18/14

**Miami 84, Florida Tech 55**      **Exhibition**  
**10-30-13**      **BankUnited Center**

Florida Tech 0-0		tot-gt			3-pt			rebounds							
#	Player	fg	fga	fta	fta	of	def	tot	pt	ptp	a	b	s min		
03	CARTER, Chris	* 7	21	3	3	6	0	1	1	2	20	4	3 0 22		
04	JACKSON, Jermaine	* 4	14	0	1	1	0	3	3	2	9	5	1 1 1 2 38		
11	JOHNSON, Akeem	* 4	18	0	3	0	3	4	7	1	2	2	1 0 0 30		
41	USIC, David	* 1	4	0	1	0	0	2	1	3	4	0	1 0 0 34		
42	STAHL, Cameron	* 3	5	0	0	0	0	1	6	7	2	6	1 0 1 0 34		
02	BOOTH, Robert	0	0	0	0	0	0	2	2	2	0	1	0 0 1 32		
05	STANLEY, Corbin	0	11	0	0	0	1	2	0	3	0	1	0 1 34		
10	BOLHUIS, Kevin	0	0	0	0	0	0	0	0	0	0	0	0 0 31		
12	MEADEN, George	0	0	0	0	0	0	0	0	0	0	0	0 0 31		
14	DIVAC, Maria	1	1	0	0	0	0	0	0	0	0	2	0 0 1		
15	STAHL, Nick	0	2	0	1	0	0	1	0	1	0	2	1 0 0 4		
22	SPENCE, Isaac	0	0	0	0	0	0	0	0	0	0	0	0 0 17		
24	POPE, Derick	1	2	0	0	0	0	2	2	2	2	0	2 0 0 0		
25	FISCHER, Max	0	0	0	0	0	0	0	0	0	0	0	0 0 1		
55	BONJONIA, Berkley	0	0	0	0	0	0	0	0	0	0	0	0 0 1		
TEAM		26			12			33			19 55				
Totals		24 69 3			22 9			7 12 21			33 19 55			15 12 3 5 200	
TOTAL FG%		1st Half: 8-35 22.9%			2nd Half: 16-34 47.1%									Game: 34.8%	
3-Pt. FG%		1st Half: 1-11 9.1%			2nd Half: 2-11 18.2%									Game: 13.6%	
F Throw %		1st Half: 1-1 100%			2nd Half: 3-6 50.0%									Game: 57.1%	

Miami 0-0		tot fg				3-pt				rebounds							
#	Player	fg	fga	fg%	fta	ft	of	def	tp	tp	a	b	s	min			
20	Ron Brown	* 1	4	0	0	0	1	2	3	4	20	1	2	0			
15	Manu Lecomte	* 1	8	0	0	0	1	2	2	2	2	0	0	14			
22	Donnavan Kirk	* 5	8	0	2	3	6	5	4	9	1	13	1	30			
23	Yone Jekiri	* 1	7	0	0	1	2	1	9	10	3	3	2	28			
25	Gardias Adams	* 6	14	1	5	1	2	1	9	10	0	16	2	31			
01	Deandre Burnett	5	12	1	3	5	6	2	1	3	1	16	0	22			
03	Steve Sorenson	0	0	0	0	0	0	0	0	0	0	0	0	1			
04	Raphael Akpejori	0	1	0	0	0	2	4	0	2	2	0	0	9			
05	Dawon Reed	2	4	0	1	2	4	0	0	2	2	6	0	17			
12	Justin Hessler	1	2	1	0	0	0	0	0	0	0	0	0	1			
21	Erik Swaine	0	0	0	0	1	1	2	0	0	0	0	0	0			
35	James Kelly	0	2	0	2	0	1	2	3	1	0	0	1	9			
TEAM						3				1							
Totals		29 63 43.3%				15 26 34.6%				13 34 38.2%				14 12 6 7 200			
3-Pt. FG%		1st Half: 7-16 43.8%				2nd Half: 3-10 30.0%				Game: 46.0%							
F Throw %		1st Half: 7-14 50.0%				2nd Half: 4-10 40.0%				Game: 42.3%							
						4-12 66.7%				Game: 57.7%							

Officials: Jacyn Goble, JB Caldwell, Alan Spainhour  
Technical fouls: Florida Tech-None. Miami-None.  
Attendance: 4848

Score by Periods	1st	2nd	Total
Florida Tech	18	37	55
Miami	40	44	84

Points in the paint-FITM 30,UM 30. Points off turnovers-FITM 12,UM 15.  
2nd chance points-FITM 6,UM 25. Fast break points-FITM 14,UM 17.  
Bench points-FITM 16,UM 30. Score tied-0 times. Lead changed-0 times.  
Last FG-FITM 2nd-00:44, UM 2nd-00:11.  
Largest lead-FITM None, UM by 29 2nd-00:11.

<b>Miami 84, Texas Southern 69</b>	<b>Game 3</b>
<b>11-14-13</b>	<b>BankUnited Center</b>

Texas Southern 2-1		tot-fg 3-pt					rebounds											
#	Player	*	f	a	fg	3	ft	a	of	d	tot	p	tp	a	t	b	s	min
04	Rodriguez, Jose	*	4	10	3	3	6	0	5	5	1	11	2	2	0	0	0	26
11	Johnson-Danner, Law	*	3	7	2	4	2	2	2	2	0	10	0	2	0	0	0	32
14	Penn, Ray	*	5	10	5	6	0	1	3	4	0	15	4	3	0	0	0	31
15	Scott, D'Angelo	*	2	5	0	0	3	4	5	4	9	1	7	3	3	0	0	28
20	Armick, Victor	*	0	0	0	0	0	0	0	0	0	0	0	0	0	0	0	0
03	Gibbs, Madarious	*	2	2	1	1	0	1	2	3	3	5	2	1	0	1	0	23
24	Murray, Aaric	*	5	13	3	8	3	4	0	1	1	4	16	2	3	2	2	34
32	Clayborn, Aaron	*	2	7	0	0	1	1	2	3	2	5	0	2	0	0	0	25
TEAM											4	4						
Totals				23	54	11	22	12	17	9	22	31	11	69	13	16	2	200
TOTAL FG%		1st Half:	11-30 36.7%					2nd Half:	12-24 50.0%					Game: 42.6%				
3-Pt FG%		1st Half:	7-17 41.2%					2nd Half:	4-5 80.0%					Game: 50.0%				
F Throw %		1st Half:	3-6 50.0%					2nd Half:	9-11 81.8%					Game: 70.6%				

Miami 2-1		fg-fg 3-pt					rebounds										
#	Player	* #	g	12	1	fg	a	ft	a	de	pf	a	b	s	min		
15	Rion Brown	*	6	12	1	2	0	0	3	8	11	1	13	9	4	33	
20	Manu LeComte	*	4	8	2	4	2	2	2	1	3	1	12	4	0	2	
22	Donnavan Kirk	*	7	12	0	2	1	1	2	1	3	3	15	1	0	32	
23	Tonye Jekiri	*	2	6	0	0	0	0	2	2	4	1	4	0	1	0	
25	Garrus Adams	*	4	10	1	4	1	2	1	4	5	1	10	2	1	03	
03	Steve Sorenson	0	0	0	0	0	0	0	0	0	0	0	0	0	0	1	
04	Raphael Akpejori	1	1	0	0	0	0	0	0	1	1	3	2	0	0	1	
05	Davon Reed	4	8	3	4	0	1	2	1	3	0	11	3	1	0	27	
11	Mike Fernandez	0	0	0	0	0	0	0	0	0	0	0	0	0	1	0	
12	Justin Heller	0	0	0	0	0	0	0	0	0	0	0	0	0	0	1	
21	Erik Swoope	0	1	0	0	0	0	0	2	2	1	0	0	0	0	5	
35	James Kelly	7	11	3	4	0	0	1	6	7	3	17	2	1	0	2	
TEAM						2				2							
Totals		35				6				15				26			
TOTAL FG%		1st Half: 18-36 50.0%				2nd Half: 17-33 51.5%								Game: 50.7%			
3-Pt. FG%		1st Half: 8-13 61.5%				2nd Half: 2-7 28.6%								Game: 50.0%			
F Throw %		1st Half: 0-0 0.0%				2nd Half: 4-6 66.7%								Game: 66.7%			

Officials: Karl Hess, Michael Roberts, Ray Perone  
Technical fouls: Texas Southern-None. University of Miami-None.  
Attendance: 4728

Score by Periods	1st	2nd	Total
Texas Southern	32	37	69
University of Miami	44	40	84

Points in the paint-TSU 22,UM 38. Points off turnovers-TSU 13,UM 26.  
2nd chance points-TSU 11,UM 15. Fast break points-TSU 2,UM 8.  
Bench points-TSU 26,UM 30. Score tied-1 time. Lead changed-5 times.  
Last FG-TSU 2nd-02:10, UM 2nd-02:25.  
Largest lead-TSU by 12 1st-14:13, UM by 24 2nd-09:40.

**St. Francis Brooklyn 66, Miami 62 (OT) Game 1**  
**11-08-13 BankUnited Center**

St. Francis Brooklyn 1-0 fta fgt fga ft pta															rebounds				
#	Player	a	b	c	d	e	f	g	h	i	j	k	l	m					
03	MCKOY, Ben	*	4	12	2	10	0	0	0	3	3	3	11	2	1	0	0	38	
05	CANNON, Jan	*	6	13	2	4	0	0	0	6	6	10	3	4	0	0	30		
33	MILK, Matt	*	0	1	0	0	0	0	0	1	1	3	0	0	1	0	1	7	
34	DOUGLAS, Kevin	*	1	6	1	4	3	4	2	1	4	3	6	0	3	1	0	34	
44	WHITE, Anthony	*	1	3	0	0	0	0	0	1	1	0	2	2	0	0	0	10	
01	JONES, Brent	0	3	0	1	7	8	1	6	7	4	7	4	2	0	0	26		
02	HOPKINSON, Yunus	0	2	0	2	1	2	0	0	0	1	1	1	1	0	1	9		
11	SANTAVENER, P.J.	1	2	0	0	1	0	0	0	0	2	2	0	0	0	1	10		
23	ULMER, Lowell	0	1	0	0	0	0	2	0	1	1	1	0	0	0	0	7		
25	ISAILOVIC, Aleksandar	0	1	0	1	0	0	0	0	0	0	0	0	0	0	1	4		
32	FALL, Amdy	3	4	0	0	0	0	0	1	3	4	3	6	0	1	2	0	18	
43	HAGIGAL, Sheldon	0	0	0	0	0	0	0	0	0	0	3	0	0	1	0	4		
45	MARTIN, Wayne	6	13	1	1	4	7	4	4	8	4	17	2	5	1	2	28		
TEAM																			
Totals			22	60	7	24	15	23	14	31	45	27	66	11	17	4	6	225	
TOTAL FG%		1st Half:	10-34	29.4%	2nd Half:	9-22	40.9%	Game:	36.7%										
3-Pt. FG%		1st Half:	6-16	37.5%	2nd Half:	1-8	12.5%	Game:	29.2%										
FTHROW %		1st Half:	1-4	25.0%	2nd Half:	10-15	66.7%	Game:	65.2%										

Miami 0-1		tot-fg 3-pt					rebounds									
##	Player	* 3	fg	of 3	ft	of 5	of 2	of 1	tp	a	to	b	s	min		
15	Rion Brown	*	3	10	0	2	3	5	6	1	6	7	1	11		
20	Mau Lecomte	*	3	10	0	2	3	4	0	1	1	1	2	9		
22	Donnavan Kirk	*	6	8	0	1	4	6	7	3	10	3	16	0		
23	Tonye Jekiri	*	2	7	0	0	2	2	1	8	9	5	6	1		
25	Garrison Adams	*	4	18	0	0	7	9	2	13	2	15	3	20		
04	Raphael Akpejori	0	0	0	0	0	0	0	0	0	0	1	0	5		
05	Davon Reed	1	5	0	1	1	1	2	0	1	1	1	0	18		
21	Eric Swoope	0	3	0	0	2	2	1	3	4	3	2	0	23		
35	James Kelly	0	0	0	0	0	0	1	3	1	4	2	0	5		
TEAM		1 3 4														
Totals		19	61	0	15	24	31	58	28	43	20	62	5	133	7	
TOTAL FG%		1st Half: 8-29 27.6%					2nd Half: 8-23 34.8%					Game: 31.1%				
3-Pt. FG%		1st Half: 0-5 0.0%					2nd Half: 0-6 0.0%					Game: 0.0%				
FThrow %		1st Half: 10-13 76.9%					2nd Half: 14-18 77.8%					Game: 77.4%				

Officials: Brian Dorsey, Bernard Clinton, Louie Andrakakos  
 Technical fouls: St. Francis Brooklyn-None. University of Miami-None.  
 Attendance: 6060

Score by Periods	1st	2nd	OT	Total
St. Francis Brooklyn	27	29	10	66
University of Miami	26	30	6	62

Points in the paint-SFBKM 26, UM 30. Points off turnovers-SFBKM 15, UM 16.  
2nd chance points-SFBKM 13, UM 11. Fast break points-SFBKM 3, UM 4.  
Bench points-SFBKM 33, UM 5. Score tied-7 times. Lead changed-7 times.  
Last FG-SFBKM OT-01:02; UM OT-00:20.  
Largest lead-SFBKM by 7 2nd-14:35; UM by 7 1st-05:53.

**Miami 70, College of Charleston 54    Game 4**  
**11-18-13    TD Arena**

Miami 3-1	tot-fg 3-pt					rebounds										
## Player	f	g	f	g	f	ft	of	d	tot	pf	tp	a	t	b	s	min
20 Donnavan Kirk	f	4	8	1	1	0	3	6	9	1	9	0	3	2	0	29
35 James Kelly	f	6	9	3	3	3	4	0	4	4	2	18	1	0	1	33
15 Rion Brown	g	6	10	1	2	2	2	2	2	4	1	15	2	1	0	35
20 Manu Lecomte	g	4	8	0	0	6	0	4	4	4	4	14	5	3	0	33
25 Garrison Adams	g	2	5	1	3	0	0	2	2	5	5	2	0	0	0	23
25 Davon Reed		1	6	1	2	0	0	1	1	2	3	3	2	1	0	26
21 Erik Swoope		0	1	0	0	0	0	0	0	0	0	6	0	0	0	5
23 Tonye Jekiri	3	4	0	0	0	0	2	1	3	3	6	0	0	1	0	16
TEAM							2		2							
Totals		26	51	7	11	1112	10	20	30	20	70	139	5	4	200	
TOTAL FG%	1st Half:	16-31	51.6%			2nd Half:	10-20	50.0%				Game:	51.0%			
3-Pt. FG%	1st Half:	6-9	66.7%			2nd Half:	1-2	50.0%				Game:	63.6%			
FThrow %	1st Half:	2-2	100%			2nd Half:	9-10	90.0%				Game:	91.7%			

Charleston 1-3		tot-fg			3-pt			rebounds							
##	Player	f	g	a	fga	ft	a	of	d	pf	tp	a	b	3m	
01	Baru, Adjehi	2	3	0	0	1	2	3	4	7	2	5	1	4	10
53	Hall, Willis	5	7	2	2	0	0	4	3	7	3	12	3	0	0
13	Chealey, Joe	4	9	2	4	2	4	2	2	3	12	1	1	1	34
22	Stitt, Anthony	3	8	1	3	1	3	1	3	4	0	8	2	1	1
24	Barry, Canyon	3	8	0	3	2	3	0	0	0	2	8	2	5	1
02	Cook, Johnathan	0	3	0	2	0	0	0	0	0	3	0	1	1	6
03	Thomas, Anthony	2	3	0	1	4	8	1	2	3	0	8	0	0	0
14	Johnson, Theo	0	1	0	0	1	2	0	1	1	0	0	0	0	9
15	O'Donohue, Terence	0	0	0	0	0	0	0	0	0	0	0	0	0	3
23	Wishon, David	0	0	0	0	0	0	0	0	0	1	0	0	0	6
TEAM								1	1	2					
Totals		19	42	5	15	11	22	10	16	26	14	54	9	12	25
Total FG%		1st Half: 9-16 56.3%			2nd Half: 10-26 38.5%						Game: 45.2%				
3-PT. FG%		1st Half: 2-5 40.0%			2nd Half: 3-10 30.0%						Game: 33.3%				
FThrow %		1st Half: 5-11 45.5%			2nd Half: 6-11 54.5%						Game: 50.0%				

Officials: Roger Ayers, Tim Kelly and Tony Greene  
Technical fouls: University of Miami-None. College of Charleston-None.  
Attendance: 4018

Score by Periods	1st	2nd	3rd
University of Miami	40	30	70
College of Charleston	25	29	54

Points in the paint-UM 30, COFC 24. Points off turnovers-UM 16, COFC 7. 2nd chance points-UM 10, COFC 8. Fast break points-UM 6, COFC 4. Bench points-UM 9, COFC 9. Score tied-1 time. Lead changed-3 times. Last FG-UM 2nd-02:36, COFC 2nd-03:08. Largest lead-UM by 20 2nd-10:19, COFC by 5 1st-19:03.

**Miami 81, Ga. Southern 80 (OT)      Game 2**  
**11-11-13      BankUnited Center**

Georgia Southern 1-1 tot-fg 3-pt						rebounds									
#	Player	fg	fga	fga	fta	of	of	tot	pf	tp	a	b	s	min	
05	HEWITT, Jelan	* 8	20	3	10	8	0	3	3	2	27	5	2	1 1 39	
10	BARNHAM, Marvin	* 1	2	0	0	0	0	6	6	5	2	0	1 0 0 48		
11	BUSSEY, Tre	* 7	12	2	5	4	4	1	2	3	1	20	1	2 0 0 13	
12	HOLMES, Brian	* 5	8	3	4	4	0	1	1	1	2	17	0	2 0 1 31	
13	MATIAS, Angel	* 0	1	0	0	0	0	1	1	2	3	0	0	1 0 0 10	
01	DUNNICAN, Kameron	0	0	0	0	0	0	1	1	3	0	0	1	1 0 0 8	
02	MIKE, Sam	1	2	0	0	0	0	0	1	1	4	2	0	1 0 0 27	
40	DIAMOND, Curtis	3	7	1	5	0	0	3	3	0	7	1	0	1 0 0 22	
35	DOYLE, Kyle	2	5	1	2	0	0	3	2	5	4	5	1	1 0 0 27	
TEAM						3 4 7									
Totals.		27	57	10	26	16	16	10	22	32	24	80	8	11 2 2 225	
TOTAL FG% 1st Half: 10-24 41.7% 2nd Half: 13-27 48.1% Game: 47.4%															
3-Pt. FG% 1st Half: 5-12 41.7% 2nd Half: 4-12 33.3% Game: 38.5%															
F Throw % 1st Half: 7-7 100% 2nd Half: 5-5 100% Game: 100%															

#	Player	fg	fga	fg%	fta	ft%	pts	a	to	b	min
15	Rion Brown	* 3	13	2 6	7 8	3 4	7	3	15	0	45
20	Manu Lecomte	* 4	8	2 4	2 2	1 3	4	12	1	0	36
22	Donnavan Kirk	* 7	13	1 2	3 3	5 5	10	1	18	0	36
23	Tonye Jekiri	* 1	4	0 0	0 0	1 0	1	2	2	0	0
25	Garrus Adams	* 2	8	0 4	7 10	0 4	4	2	11	3	15
05	Davon Reed	1	5	1 4	4 4	0 1	4	7	2	1	0
21	Erik Swoopce	2	5	0 0	2 2	1 2	3	2	6	1	0
35	James Kelly	5	8	0 1	0 0	2 0	2	2	10	2	0
	TEAM					3	1	4			
	Totals	25	64	6	21	25	29	16	20	36	17
									12	7	5
									8	2	26
	TOTAL FG%	1st Half:	8-27	29.6%	2nd Half:	13-32	40.6%	Game:	39.6%		
	3-Pt. FG%	1st Half:	3-11	27.3%	2nd Half:	2-9	22.2%	Game:	28.1%		
	F Throw %	1st Half:	16-18	88.9%	2nd Half:	4-6	66.7%	Game:	86.2%		

Officials: Ray Natili, Tim Nestor, JB Caldwell  
Technical fouls: Georgia Southern-None. University of Miami-None.  
Attendance: 4654

Score by Periods	1st	2nd	OT	Total
Georgia Southern	32	35	13	80
University of Miami	35	32	14	81

Points in the paint-GASO 24,UM 30. Points off turnovers-GASO 12,UM 14.  
2nd chance points-GASO 6,UM 20. Fast break points-GASO 4,UM 2.  
Bench points-GASO 14,UM 23. Score tied-8 times. Lead changed-8 times.  
Last FG-GASO OT-01:34,UM OT-00:57.  
Largest lead-GASO by 9 1st-10:59,UM by 10 2nd-08:52.

UCF 63, Miami 58	Game 5
11-21-13	BankUnited Center

UCF 3-Player		tot-fg 3-pt					rebounds											
##	Player	f	fga	fg	fga	ft	f	fta	ft	a	b	s	min					
01	SPURLOCK, Tristan*	3	11	2	4	2	3	5	5	10	4	10	0	1	0	0	33	
03	WYKES, Isaiah	* 5	13	0	0	1	3	2	6	8	1	11	3	6	0	3	34	
04	SLAHER, Daiquan*	* 2	0	0	0	1	2	1	1	2	1	1	3	1	0	0	19	
11	NEWELL, Calvin*	* 9	17	1	5	0	2	0	5	5	2	19	6	2	0	2	38	
32	MILCRON, Kasey*	* 7	11	1	3	1	3	1	8	9	1	16	0	2	0	1	32	
05	MCCRORY, Eugene	0	0	0	0	2	4	0	0	0	1	2	0	1	1	1	12	
12	WILLIAMS, Matt	0	1	0	1	0	0	1	0	1	1	0	0	0	0	0	13	
15	KARELL, Dylan	0	1	0	0	0	0	1	0	1	0	0	0	0	0	0	4	
22	GOODWIN, Brandon	0	0	0	0	0	0	0	0	0	0	0	0	0	0	0	2	
24	BLAIR, Steven	0	1	0	1	0	0	0	0	0	0	0	0	0	0	0	3	
52	HANEY, Staphon	2	2	0	0	0	0	0	1	1	1	4	0	0	0	0	10	
TEAM									1	5	6							
Totals			26	59	14	4	7	17	12	31	43	12	63	14	13	1	7	200

<b>TOTAL FG%</b>	<b>1st Half: 11-28 39.3%</b>	<b>2nd Half: 15-31 48.4%</b>	<b>Game: 44.1%</b>
<b>3-Pt. FG%</b>	<b>1st Half: 3-8 37.5%</b>	<b>2nd Half: 1-6 16.7%</b>	<b>Game: 28.6%</b>
<b>F Throw %</b>	<b>1st Half: 3-5 60.0%</b>	<b>2nd Half: 4-12 33.3%</b>	<b>Game: 41.2%</b>
<b>Miami 3-2</b>			
<b>## Player</b>	<b>tot fg</b>	<b>3-pt fga</b>	<b>rebounds</b>
	<b>fga</b>	<b>fga</b>	<b>of tot pt fta</b>
	<b>a</b>	<b>a</b>	<b>a to b s min</b>
15 Rion Brown	* 4	1 5 1 8	2 2 1 6 7 7 2 1 2 0 0 1 39
20 Manu Lecomte	* 0	6 0 2 0 0	0 0 0 0 2 0 2 3 0 0 1 23
22 Donnavan Kirk	* 3	8 0 2 0 2	1 4 5 1 6 2 0 1 1 1 33
25 Garrison Adams	* 7	12 1 3 5 6	1 7 8 3 20 0 6 0 2 36
35 James Kelly	* 1	4 0 2 0 0	2 2 4 3 2 1 1 1 1 0 16
04 Raphael Akpejori	0	1 0 0 0 0	0 1 1 0 0 0 0 1 0 4
05 Davon Reed	7	10 3 5 0 0	1 4 5 2 17 1 2 1 2 26
21 Erik Swoope	0	0 0 0 0 0	0 1 1 0 0 0 0 0 1 6
23 Tonye Jekiri	1	3 0 0 0 0	0 3 3 3 2 0 0 0 1 17
TEAM			1 1 2
Totals	23 59	5 22 7 10	7 36 16 58 8 12 4 8 200
<b>TOTAL FG%</b>	<b>1st Half: 10-29 34.5%</b>	<b>2nd Half: 13-30 43.3%</b>	<b>Game: 39.0%</b>
<b>3-Pt. FG%</b>	<b>1st Half: 1-10 10.0%</b>	<b>2nd Half: 4-12 33.3%</b>	<b>Game: 22.7%</b>

Officials: Karl Hess, Roger Ayers, Michael Roberts  
Technical fouls: UCF-None. University of Miami-None.  
Attendance: 4895

Score by Periods	1st	2nd	Total
ICE	28	35	63

Points in the paint-UCF 36,UM 32. Points off turnovers-UCF 12,UM 10.  
2nd chance points-UCF 7,UM 7. Fast break points-UCF 8,UM 10.  
Bench points-UCF 6,UM 19. Score tied-0 times. Lead changed-6 times.  
Last FG-UCF 2nd-00:22,UM 2nd-00:54.  
Largest lead-UCF by 11 2nd-18:09,UM by 5 1st-16:36.



**RV/- George Washington 71, Miami 63 (OT) Game 6**  
**11-28-13 Titan Gym**

Miami 3-3 ## Player	tot-fg fg fga fg fta	3-pt fga ft fta	rebounds of de tot pf tp	a	to b s min
22 Donnavan Kirk	f 3 8 0 0 0 0	2 9 11 2 6	0 1 1 1 21	2	2 4 0 39
23 Tonye Jekiri	c 1 3 0 0 0 0	0 1 1 1 2 1	0 1 1 1 21	2	1 1 1 21
15 Rion Brown	g 4 12 1 6 7 7	3 6 9 2 16	1 0 0 1 34	1	0 0 1 34
20 Manu Lecomte	g 2 6 1 2 0 0	2 0 2 2 5	0 2 0 0 25	0	2 0 0 25
25 Garrius Adams	g 4 13 2 4 7 8	1 3 4 4 17	5 4 0 1 40-	5	4 0 1 40-
05 Davon Reed	2 7 2 5 0 0	0 2 2 2 6	2 3 0 2 35	2	3 0 2 35
21 Erik Swoope	0 0 0 0 0 0	0 0 0 1 0	0 0 0 0 3	0	0 0 0 3
35 James Kelly	5 9 0 0 1 2	2 4 6 2 11	0 0 1 0 28	2	0 1 0 28
TEAM		2 2			
Totals	21 58 6 17 15 17	12 25 37 15 63	9 12 6 5 225		

TOTAL FG% 1st Half: 11-25 44.0% 2nd Half: 9-25 36.0% Game: 36.2%  
 3-Pt. FG% 1st Half: 2-4 50.0% 2nd Half: 4-8 50.0% Game: 35.3%  
 F Throw % 1st Half: 2-2 100% 2nd Half: 11-13 84.6% Game: 88.2%

George Washington 5-0 tot-fg 3-pt																		
##	Player	f	g	fg	f	fga	f	fta	of	de	tot	pf	tp	a	to	b	s	min
21	LARSEN, Kevin	f	2	7	0	0	0	0	0	4	4	3	4	0	1	0	1	33
32	ARMWOOD, Isaiah	f	6	10	0	0	0	0	2	9	11	4	12	1	2	3	1	39
01	CREEK, Maurice	g	5	14	2	7	3	4	1	1	2	3	15	2	0	0	1	33
11	SAVAGE, Kethan	g	5	10	0	1	1	1	1	2	3	1	11	2	2	2	1	29
22	McDONALD, Joe	g	4	7	1	2	1	2	0	5	5	2	10	3	0	0	3	35
03	CARTAGENA, Miguel	1	1	1	1	0	0	0	0	0	0	0	3	1	1	0	0	8
05	GRIFFIN, Nick	0	0	0	0	0	0	0	0	0	0	0	0	0	0	0	0	3
30	MIKIC, Nemanja	6	8	4	5	0	0	0	1	1	2	2	16	1	0	1	0	29
33	MARAGKOS, Paris	0	1	0	0	0	0	0	1	0	1	0	0	0	0	0	0	2
34	KOPRIVA, John	0	3	0	0	0	2	0	0	2	2	0	0	0	0	0	0	14
TEAM									1	1	2							
Totals			29	61	8	16	5	9	7	25	32	16	71	10	6	5	7	226

TOTAL FG% 1st Half: 12-28 42.9% 2nd Half: 12-27 44.4% Game: 47.5%  
 3-Pt. FG% 1st Half: 3-6 50.0% 2nd Half: 3-7 42.9% Game: 50.0%  
 F Throw % 1st Half: 0-0 0.0% 2nd Half: 5-9 55.6% Game: 55.6%

Officials: Mike Scypers, Ken Ditty, Michael Irving  
 Technical fouls: University of Miami-None. George Washington-None.  
 Attendance: 1966

Score by Periods	1st	2nd	OT	Total
University of Miami	26	33	4	63
George Washington	27	32	12	71

First game of DIRECTV Wooden Legacy Quarterfinals

Points in the paint-UM 22,GW 34. Points off turnovers-UM 17,GW 17.  
 2nd chance points-UM 15,GW 6. Fast break points-UM 4,GW 4.  
 Bench points-UM 17,GW 19. Score tied-6 times. Lead changed-7 times.  
 Last FG-UM OT-00:20, GW OT-01:37.  
 Largest lead-UM by 6 1st-17:35, GW by 12 2nd-14:20.

**Nebraska 60, Miami 49 Game 9**  
**12-4-13 Pinnacle Bank Arena**

Miami 5-4 ## Player	tot-fg fg fga fg fta	3-pt fga ft fta	rebounds of de tot pf tp	a	to b s min
22 Donnavan Kirk	f 0 4 0 0 1 1 2	1 3 4 4 1	0 1 1 1 18	0	1 1 1 18
35 James Kelly	f 1 4 0 2 0 0	0 5 5 4 2	0 1 1 0 28	0	1 1 0 28
05 Davon Reed	g 2 11 1 6 0 0	1 1 2 2 5	2 2 0 2 31	2	2 0 2 31
15 Rion Brown	g 8 14 5 11 4 6	0 2 2 4 25	3 2 0 1 32	3	2 0 1 32
25 Garrius Adams	g 0 6 0 2 2 2	2 5 7 0 2	1 3 0 0 31	1	3 0 0 31
04 Raphael Akpejori	0 0 0 0 2 2	0 1 1 4 2	0 0 0 0 8	0	0 0 0 8
20 Manu Lecomte	2 4 0 0 1 3	0 2 2 4 5	4 4 0 0 23	4	4 0 0 23
21 Erik Swoope	2 5 1 3 0 0	0 2 2 0 5	0 0 0 0 8	0	0 0 0 8
23 Tonye Jekiri	1 2 0 0 0 0	2 5 7 2 2	1 0 1 0 21	1	0 1 0 21
TEAM		2 2			
Totals	16 50 7 25 10 15	8 26 34 20 49	11 13 3 4 200		

TOTAL FG% 1st Half: 6-25 24.0% 2nd Half: 10-25 40.0% Game: 32.0%  
 3-Pt. FG% 1st Half: 1-12 8.3% 2nd Half: 6-13 46.2% Game: 28.0%  
 F Throw % 1st Half: 0-0 0.0% 2nd Half: 10-15 66.7% Game: 66.7%

Nebraska 6-2 ## Player	tot-fg fg fga fg fta	3-pt fga ft fta	rebounds of de tot pf tp	a	to b s min
31 Shields, Shavon	f 4 13 1 3 0 0	0 7 7 1 9	2 2 0 1 36	2	2 0 1 36
35 Pitchford, Walter	f 4 8 3 6 2 2	0 5 5 1 13	0 0 0 0 22	0	0 0 0 22
00 Webster, Tai	g 1 1 0 0 3 5	0 2 2 4 5	5 5 0 4 25	5	5 0 4 25
05 Petteway, Terran	g 4 10 1 3 5 6	1 2 3 2 14	0 1 3 1 32	0	1 3 1 32
15 Gallegos, Ray	g 3 8 2 7 0 0	0 5 5 3 8	3 1 0 2 35	3	1 0 2 35
01 Biggs, Deverell	0 2 0 1 4 6	0 1 1 4 4	2 1 0 1 18	2	1 0 1 18
03 Parker, Benny	0 0 0 0 0 0	0 0 0 0 0	0 0 0 0 9	0	0 0 0 9
21 Smith, Leslee	2 4 0 0 3 3	5 5 10 1 7	0 1 2 1 23	0	1 2 1 23
TEAM		2 2			
Totals	18 46 7 20 17 22	6 29 35 16 60	12 11 5 10 200		

TOTAL FG% 1st Half: 8-25 32.0% 2nd Half: 10-21 47.6% Game: 39.1%  
 3-Pt. FG% 1st Half: 4-10 40.0% 2nd Half: 3-10 30.0% Game: 35.0%  
 F Throw % 1st Half: 2-3 66.7% 2nd Half: 15-19 78.9% Game: 77.3%

Officials: Gene Steratore, Mark Whitehead, Larry Sciotto  
 Technical fouls: University of Miami-None. Nebraska-None.  
 Attendance: 15088

Score by Periods	1st	2nd	Total
University of Miami	13	36	49
Nebraska	22	38	60

Actual Attendance: 12,579

Points in the paint-UM 12,NEB 18. Points off turnovers-UM 12,NEB 13.  
 2nd chance points-UM 2,NEB 9. Fast break points-UM 0,NEB 6.  
 Bench points-UM 14,NEB 11. Score tied-1 time. Lead changed-0 times.  
 Last FG-UM 2nd-00:39, NEB 2nd-01:40.  
 Largest lead-UM None, NEB by 16 2nd-12:05.

**Miami 48, Cal State Fullerton 46 Game 7**  
**11-29-13 Titan Gym**

Miami 4-3 ## Player	tot-fg fg fga fg fta	3-pt fga ft fta	rebounds of de tot pf tp	a	to b s min
22 Donnavan Kirk	f 2 4 0 0 1 2	2 0 3 4 5	0 2 1 0 27	0	2 1 0 27
25 Garrius Adams	f 3 9 1 6 0 0	1 3 4 0 7	1 3 1 0 35	1	3 1 0 35
35 James Kelly	f 4 7 1 2 1 2	1 6 7 3 10	1 0 2 0 24	1	0 2 0 24
05 Davon Reed	g 4 12 1 6 0 2	0 3 3 1 9	2 1 0 0 36	2	1 0 0 36
15 Rion Brown	g 4 10 0 3 1 2	2 6 8 2 9	2 4 0 0 34	2	4 0 0 34
20 Manu Lecomte	2 4 0 2 0 0	0 3 3 1 4	1 0 0 1 15	1	0 0 1 15
21 Erik Swoope	0 0 0 0 0 2	0 2 2 0 0	0 1 0 0 9	0	1 0 0 9
23 Tonye Jekiri	2 3 0 0 0 0	0 4 4 3 4	0 2 0 0 20	0	2 0 0 20
TEAM		1 2			
Totals	21 49 3 19 3 10	7 28 35 13 48	7 13 4 1 200		

TOTAL FG% 1st Half: 10-22 45.5% 2nd Half: 11-27 40.7% Game: 42.9%  
 3-Pt. FG% 1st Half: 1-10 10.0% 2nd Half: 2-9 22.2% Game: 15.8%  
 F Throw % 1st Half: 2-4 50.0% 2nd Half: 1-6 16.7% Game: 30.0%

Cal State Fullerton 2-5 ## Player	tot-fg fg fga fg fta	3-pt fga ft fta	rebounds of de tot pf tp	a	to b s min
00 Horne, Marquis	f 1 8 0 1 0 0	0 4 4 3 2	0 0 0 1 32	0	0 0 1 32
13 Boyd, Joe	f 0 2 0 0 0 0	1 4 5 1 0	0 1 0 0 17	0	1 0 0 17
10 Williams, Michael	g 6 16 2 9 1 3	0 2 2 1 15	2 1 0 1 36	2	1 0 1 36
11 Gentry, Josh	g 1 5 1 3 0 0	0 1 1 0 3	1 2 0 0 17	1	2 0 0 17
22 Blackwell, Sheldon	g 4 6 1 3 4 6	1 1 2 1 13	6 0 0 3 32	6	0 0 3 32
01 Brandon, Jared	1 5 0 2 0 0	0 4 4 0 2	1 1 0 0 19	1	1 0 0 19
21 McClellan, Steve	2 2 0 0 0 0	0 2 2 4 0	2 0 0 1 17	2	0 0 1 17
32 Collins, Chris	0 1 0 0 3 4	1 4 5 1 3	1 3 0 0 17	1	3 0 0 17
33 Johnson, James	2 3 0 0 0 0	0 1 1 4 4	0 1 0 0 13	0	1 0 0 13
TEAM		2 3 5			
Totals	17 48 4 18 8 13	5 26 31 13 46	11 11 0 6 200		

TOTAL FG% 1st Half: 7-24 29.2% 2nd Half: 10-24 41.7% Game: 35.4%  
 3-Pt. FG% 1st Half: 1-9 11.1% 2nd Half: 3-9 33.3% Game: 22.2%  
 F Throw % 1st Half: 2-4 50.0% 2nd Half: 6-9 66.7% Game: 61.5%

Officials: Mike Eggers, Greg Nixon, Tim Kelly  
 Technical fouls: University of Miami-None. Cal State Fullerton-None.  
 Attendance: 1857

Score by Periods	1st	2nd	Total
University of Miami	23	25	48
Cal State Fullerton	17	29	46

Consolation 1 (Game 6) DirectV Wooden Legacy ESPN3

Points in the paint-UM 22,CSF 14. Points off turnovers-UM 11,CSF 10.  
 2nd chance points-UM 7,CSF 4. Fast break points-UM 4,CSF 4.  
 Bench points-UM 8,CSF 13. Score tied-2 times. Lead changed-0 times.  
 Last FG-UM 2nd-02:47, CSF 2nd-00:21.  
 Largest lead-UM by 17 2nd-08:36, CSF None.

**Virginia Tech 61, Miami 60 (OT) Game 10**  
**12-8-13 BankUnited Center**

Virginia Tech 7-3, 1-0 ## Player	tot-fg fg fga fg fta	3-pt fga ft fta	rebounds of de tot pf tp	a	to b s min
02 Joey van Zegeren*	4 9 0 0 0 0	6 4 10 3 8	0 2 2 1 35	0	2 2 1 35
11 Devin Wilson	* 0 2 0 0 1 3	0 2 2 4 1	5 1 0 1 40-	5	1 0 1 40-
25 Will Johnston	* 0 1 0 0 1 0	0 2 2 0 0	0 0 0 0 43	0	0 0 0 43
31 Jarell Eddie	* 9 23 6 14 0 0	1 7 8 1 24	0 2 0 2 43	0	2 0 2 43
33 Marshall Wood	* 3 9 3 6 0 0	1 5 6 0 9	1 2 0 1 31	1	2 0 1 31
04 Adam Smith	* 3 9 2 6 0 0	0 1 1 0 8	3 0 0 0 20	3	0 0 0 20
04 Cadarian Raines	0 1 0 0 0 0	0 1 1 2 0 0	0 0 0 0 11	0	1 2 0 0 11
15 Ben Emelogue	5 14 1 7 0 0	1 4 5 0 11	2 2 0 0 34	2	2 0 0 34
22 Christian Beyer	0 1 0 0 0 0	0 1 1 2 0 0	0 0 1 0 4	0	1 0 0 4
32 Trevor Thompson	0 0 0 0 0 0	0 0 0 1 0	0 0 0 0 4	0	0 0 0 4
TEAM		2 5 7			
Totals	24 69 12 34 1 3	11 32 43 13 61	11 10 3 6 224		

TOTAL FG% 1st Half: 9-30 30.0% 2nd Half: 13-34 38.2% Game: 34.8%  
 3-Pt. FG% 1st Half: 5-16 31.3% 2nd Half: 6-16 37.5% Game: 35.3%  
 F Throw % 1st Half: 0-0 0.0% 2nd Half: 1-3 33.3% Game: 33.3%

Miami 5-5, 0-1 ACC ## Player	tot-fg fg fga fg fta	3-pt fga ft fta	rebounds of de tot pf tp	a	to b s min
05 Davon Reed	* 4 10 1 3 1 2	2 3 5 0 10	0 3 0 0 32	0	3 0 0 32
15 Rion Brown	* 4 15 1 5 0 0	2 2 4 2 9	2 0 0 1 38	2	0 0 1 38
22 Donnavan Kirk	* 2 7 0 1 2 4	4 7 11 1 6	0 3 2 0 29	0	3 2 0 29
25 Garrius Adams	* 5 9 2 4 2 4	0 3 3 2 14	2 0 1 1 34	2	0 1 1 34
35 James Kelly	* 5 14 0 1 2 2	3 6 9 4 12	0 2 0 1 31	0	2 0 1 31
04 Raphael Akpejori	0 1 0 0 0 0	0 2 2 2 0	0 1 0 0 9	0	1 0 0 9
20 Manu Lecomte	3 8 0 1 1 2	0 4 4 2 7	2 3 0 1 27	2	3 0 1 27
21 Erik Swoope	0 0 0 0 0 0	1 1 2 0 0	1 0 0 0 4	0	1 0 0 4
23 Tonye Jekiri	1 5 0 0 0 0	3 4 7 0 2	0 0 1 0 21	0	0 1 0 21
TEAM		3 3			
Totals	24 69 4 15 8 14	15 35 50 13 60	7 12 4 4 225		

TOTAL FG% 1st Half: 14-31 45.2% 2nd Half: 9-29 31.0% Game: 34.8%  
 3-Pt. FG% 1st Half: 4-25 0.0% 2nd Half: 3-10 30.0% Game: 26.7%  
 F Throw % 1st Half: 2-4 50.0% 2nd Half: 4-6 66.7% Game: 57.1%

Officials: Roger Ayers, Pat Driscoll, James Luckie  
 Technical fouls: Virginia Tech-None. University of Miami-None.  
 Attendance: 6270

Score by Periods	1st	2nd	OT	Total
Virginia Tech	23	33	5	61
University of Miami	31	25	4	60

Points in the paint-VT 12,UM 30. Points off turnovers-VT 13,UM 7.  
 2nd chance points-VT 8,UM 11. Fast break points-VT 2,UM 9.  
 Bench points-VT 19,UM 9. Score tied-3 times. Lead changed-9 times.  
 Last FG-VT OT-00:20, UM OT-04:29.  
 Largest lead-VT by 2 1st-12:35, UM by 13 2nd-16:08.

**Miami 60, RV/RV Arizona State 57 Game 8**  
**12-1-13 Honda Center**

Miami 5-3 ## Player	tot-fg fg fga fg fta	3-pt fga ft fta	rebounds of de tot pf tp	a	to b s min
22 Donnavan Kirk	f 3 9 0 0 1 1	2 1 3 2 7	0 2 2 0 28	0	2 2 0 28
35 James Kelly	f 4 7 0 2 3 4	0 6 6 3 11	1 1 1 0 35	1	1 1 0 35
05 Davon Reed	g 5 10 5 8 4 6	0 1 1 3 19	2 2 0 0 36	2	2 0 0 36
15 Rion Brown	g 3 7 0 1 3 5	1 3 4 2 9	4 2 0 0 30	4	2 0 0 30
25 Garrius Adams	g 3 7 1 2 2 4	1 8 9 3 9	4 0 0 2 33	4	0 0 2 33
04 Raphael Akpejori	0 0 0 0 0 0	0 1 1 1 0	0 0 0 0 5	0	1 1 0 0 5
20 Manu Lecomte	1 3 0 0 0 0	0 1 1 0 2	1 0 0 0 10	1	0 0 0 10
21 Erik Swoope	1 1 0 0 1 1	0 0 0 1 3	0 0 0 0 13	0	0 0 0 13
23 Tonye Jekiri	0 3 0 0 0 0	2 1 3 1 0	0 0 0 0 10	2	1 3 1 10
TEAM		2 2			
Totals	20 47 6 13 14 21	8 22 30 16 60	12 7 3 2 200		

TOTAL FG% 1st Half: 7-24 29.2% 2nd Half: 13-23 56.5% Game: 42.6%  
 3-Pt. FG% 1st Half: 2-7 28.6% 2nd Half: 4-6 66.7% Game: 46.2%  
 F Throw % 1st Half: 8-10 80.0% 2nd Half: 11-14 78.6% Game: 66.7%



**Miami 71, La Salle 58**  
**12-22-13**

Game 12

BankUnited Center

La Salle 6-6		tot-fg		3-pt		rebounds									
##	Player	fg	fga	fg	fga	ft	fta	of	de	tot	pf	tp	a	to	b s min
00	ZACK, Steve	* 5	10	0	1	2	4	7	11	2	11	1	1	1	10 35
01	PETERSON, D.J.	* 0	2	0	1	0	0	0	0	0	4	0	0	2	0 0 19
03	DUREN, Tyreek	* 7	17	4	7	0	0	5	5	3	18	2	1	1	1 36
10	MILLS, Sam	* 6	14	3	8	0	0	1	2	3	0	15	2	1	0 3 34
25	WRIGHT, Jerrell	* 3	6	0	0	2	3	4	3	7	2	8	0	2	0 0 29
05	DUNN, Taylor	* 0	0	0	0	0	0	0	0	0	0	0	0	0	0 0 3
21	GARLAND, Tyrone	1	7	0	2	1	2	0	0	0	2	3	3	2	0 0 23
23	LEWIS, Khalid	1	4	0	0	0	0	0	0	0	2	2	1	1	0 0 14
35	BROWN, Rohan	0	0	0	0	1	2	1	0	1	2	1	0	0	0 0 7
TEAM															
Totals															

TOTAL FG%	1st Half: 9-28 32.1%	2nd Half: 14-32 43.8%	Game: 38.3%
3-Pt. FG%	1st Half: 3-10 30.0%	2nd Half: 4-8 50.0%	Game: 38.9%
F Throw %	1st Half: 3-4 75.0%	2nd Half: 2-5 40.0%	Game: 55.6%

Miami 7-5		tot-fg		3-pt		rebounds									
##	Player	fg	fga	fg	fga	ft	fta	of	de	tot	pf	tp	a	to	b s min
05	Davon Reed	* 3	8	1	5	1	1	0	0	0	2	8	4	1	0 0 25
15	Rion Brown	* 6	12	1	5	4	6	4	5	9	0	17	4	2	0 1 33
22	Donnavan Kirk	* 4	9	0	2	1	2	4	5	9	2	9	0	1	4 0 35
25	Garrus Adams	* 5	10	1	2	2	3	1	2	3	1	13	3	1	0 2 34
35	James Kelly	* 4	7	1	1	1	2	0	3	3	1	10	0	2	1 1 20
20	Manu Lecomte	2	6	0	1	1	2	1	3	4	3	5	2	0	0 1 28
23	Tonye Jekiri	4	7	0	1	1	2	2	5	7	3	9	0	0	1 2 25
TEAM															
Totals															

TOTAL FG%	1st Half: 15-31 48.4%	2nd Half: 13-28 46.4%	Game: 47.5%
3-Pt. FG%	1st Half: 3-11 27.3%	2nd Half: 1-5 20.0%	Game: 25.0%
F Throw %	1st Half: 1-1 100%	2nd Half: 10-17 58.8%	Game: 61.1%

Officials: Bryan Kersey, Gary Maxwell, James Luckie  
 Technical fouls: La Salle-None. University of Miami-None.  
 Attendance: 4837

Score by Periods	1st	2nd	Total
La Salle	24	34	58
University of Miami	34	37	71

Points in the paint-LAS 26,UM 32. Points off turnovers-LAS 9,UM 11.  
 2nd chance points-LAS 14,UM 17. Fast break points-LAS 10,UM 5.  
 Bench points-LAS 6,UM 14. Score tied-2 times. Lead changed-1 time.  
 Last FG-LAS 2nd-00:26, UM 2nd-00:35.  
 Largest lead-LAS by 5 1st-17:39, UM by 15 2nd-08:41.

**Miami 71, Loyola 48**  
**12-30-13**

Game 13

BankUnited Center

Loyola 5-6		tot-fg		3-pt		rebounds									
##	Player	fg	fga	fg	fga	ft	fta	of	de	tot	pf	tp	a	to	b s min
15	Latham, Jordan	f 0	2	0	0	1	2	3	0	0	0	0	0	0	0 0 11
21	Jones, Jarred	f 0	2	0	1	1	2	1	5	6	1	1	0	2	1 1 25
03	Cormier, Dylon	g 4	12	1	2	2	6	2	3	5	2	11	0	1	0 1 30
05	Laster, Eric	g 5	10	3	7	0	0	2	1	3	0	13	0	2	0 0 21
12	Williams, R.J.	g 1	5	0	1	1	2	0	0	0	2	3	1	1	0 2 25
00	Patton, Jevon	1	1	0	0	1	2	2	0	2	3	2	0	0	2 6
01	Gorski, Nick	0	3	0	0	0	0	0	0	0	1	0	0	0	0 0 9
02	Rashford, Damion	0	3	0	0	1	2	0	0	0	1	0	0	0	0 0 11
10	Brito, Denzel	1	3	0	2	0	0	0	2	2	0	2	4	2	0 0 12
11	Tuohy, Sean Jr.	0	0	0	0	0	0	0	0	0	0	0	0	0	0 0 3
13	Rassman, Franz	2	4	0	0	0	0	2	1	3	2	4	1	1	0 1 20
23	Hubbard, Tyler	4	8	2	5	0	0	1	1	2	3	10	0	1	0 0 15
34	Onyuke, Chido	0	0	0	0	0	0	0	0	0	0	0	0	0	0 0 2
42	Forsy, Josh	0	0	0	0	0	0	0	1	1	0	0	0	0	1 10
TEAM															
Totals															

TOTAL FG%	1st Half: 8-27 29.6%	2nd Half: 10-26 38.5%	Game: 34.0%
3-Pt. FG%	1st Half: 2-7 28.6%	2nd Half: 4-11 36.4%	Game: 33.3%
F Throw %	1st Half: 2-6 33.3%	2nd Half: 4-8 50.0%	Game: 42.9%

Miami 8-5		tot-fg		3-pt		rebounds									
##	Player	fg	fga	fg	fga	ft	fta	of	de	tot	pf	tp	a	to	b s min
22	Donnavan Kirk	f 5	9	0	0	2	5	5	4	9	2	12	1	0	0 0 17
35	James Kelly	f 5	8	1	1	0	0	2	4	6	2	11	0	0	1 0 29
05	Davon Reed	g 1	6	1	5	5	5	0	2	2	0	8	7	3	0 2 31
15	Rion Brown	g 6	11	4	6	1	2	2	7	9	2	17	1	2	0 3 27
25	Garrus Adams	g 2	5	0	2	0	0	0	3	3	1	4	3	1	0 0 1 28
03	Steve Sorenson	0	0	0	0	0	0	0	0	0	0	0	0	0	0 0 1
04	Raphael Akpejori	0	0	0	0	0	0	0	1	1	0	0	0	0	0 0 8
11	Mike Fernandez	0	0	0	0	0	0	0	0	0	0	0	0	2	0 0 2
12	Justin Heller	0	0	0	0	0	0	0	1	1	0	0	0	1	0 0 2
20	Manu Lecomte	2	3	1	1	1	2	0	0	0	2	6	3	0	0 1 20
21	Erik Swoope	1	1	0	0	1	1	0	1	0	3	0	2	1	0 0 12
23	Tonye Jekiri	4	5	0	0	2	4	1	3	4	5	10	2	1	2 1 23
TEAM															
Totals															

TOTAL FG%	1st Half: 15-25 60.0%	2nd Half: 11-23 47.8%	Game: 54.2%
3-Pt. FG%	1st Half: 5-9 55.6%	2nd Half: 2-6 33.3%	Game: 46.7%
F Throw %	1st Half: 8-13 61.5%	2nd Half: 4-7 57.1%	Game: 60.0%

Officials: Brian O'Connell, Dwayne Gladden, Bernard Clinton  
 Technical fouls: Loyola-None. University of Miami-None.  
 Attendance: 5166

Score by Periods	1st	2nd	Total
Loyola	20	28	48
University of Miami	43	28	71

Points in the paint-LOY 18,UM 30. Points off turnovers-LOY 6,UM 16.  
 2nd chance points-LOY 11,UM 14. Fast break points-LOY 3,UM 6.  
 Bench points-LOY 20,UM 19. Score tied-0 times. Lead changed-0 times.  
 Last FG-LOY 2nd-01:09, UM 2nd-01:59.  
 Largest lead-LOY None, UM by 33 2nd-08:54.

**No. 2 Syracuse 49, Miami 44**  
**1-4-14**

Game 14

Carrier Dome

Miami (8-6) (0-2)		tot-fg		3-pt		rebounds									
##	Player	fg	fga	fg	fga	ft	fta	of	de	tot	pf	tp	a	to	b s min
22	Donnavan Kirk	f 1	3	0	0	0	0	2	2	4	3	2	1	3	4 0 30
25	Garrus Adams	f 3	8	3	7	0	0	0	5	5	1	9	4	1	1 0 36
35	James Kelly	c 4	5	0	1	0	0	1	2	3	1	8	1	2	0 0 28
05	Davon Reed	g 1	3	1	3	2	2	0	0	0	1	5	1	1	0 0 20
15	Rion Brown	g 3	9	1	4	0	0	0	4	4	1	7	4	2	0 0 35
04	Raphael Akpejori	0	0	0	0	0	0	1	0	1	0	0	0	0	0 0 3
20	Manu Lecomte	3	6	2	4	0	0	0	0	0	0	1	8	0	2 0 1 25
21	Erik Swoope	0	1	0	0	0	0	0	0	0	0	0	0	0	0 0 5
23	Tonye Jekiri	2	5	0	0	1	2	2	1	3	2	5	2	0	1 1 18
TEAM															
Totals															

TOTAL FG%	1st Half: 8-19 42.1%	2nd Half: 9-21 42.9%	Game: 42.5%
3-Pt. FG%	1st Half: 5-11 45.5%	2nd Half: 2-8 25.0%	Game: 36.8%
F Throw %	1st Half: 0-0 0.0%	2nd Half: 3-4 75.0%	Game: 75.0%

Syracuse (14-0) (1-0)		tot-fg 3-pt						rebounds										
##	Player	f	g	f	g	f	g	a	of	d	e	t	p	f	a	b	s	min
03	Jerami Grant	f	2	7	0	0	1	2	1	4	5	0	5	1	1	1	0	38
05	C.J. Fair	f	6	14	1	2	2	2	3	3	6	2	15	1	2	0	1	40
25	Rakeem Christmas	c	3	5	0	0	2	2	3	4	7	1	8	0	1	1	0	28
10	Trevor Cooney	g	2	12	2	12	5	6	0	0	0	1	11	0	0	0	1	39
11	Tyler Ennis	g	4	7	1	1	2	2	0	1	1	4	10	7	2	0	3	39
00	Michael Gbinije	0	0	0	0	0	0	0	0	0	2	0	1	0	1	0	1	4
12	Baye Moussa Keita	0	2	0	0	0	0	0	1	2	1	0	0	0	0	0	0	12
TEAM										4				8				
Totals		17	47	3	15	12	14	12	17	29	11	49	10	7	3	5	200	

## No. 18 Duke 67, Miami 46

## Game 18

1-22-14

BankUnited Center

Duke 15-4, 4-2		tot-fg 3-pt					rebounds									
#	Player	f	g	a	fg	fga	f	fta	ft	fta	of	d	tot	p	f	tp
01	Jabari Parker	* 5	12	0	3	7	8	6	9	15	1	17	0	4	3	32
02	Quinn Cook	* 3	8	2	5	0	0	0	0	0	3	8	4	2	0	26
05	Rodney Hood	* 5	8	2	4	0	0	0	6	6	1	12	3	0	0	32
13	Matt Jones	* 1	5	1	3	2	2	1	1	2	1	5	0	0	0	16
21	Amile Jefferson	* 4	7	0	0	0	0	4	3	7	2	8	0	1	3	32
03	Tyler Thornton	0	2	0	1	0	0	0	1	1	1	0	1	0	0	13
14	Rasheed Sulaimon	3	6	1	3	2	5	0	0	0	2	9	4	1	0	23
15	Josh Hairston	1	2	0	0	0	0	1	0	1	4	2	4	0	0	8
20	Semi Ojeleye	0	0	0	0	0	0	0	1	1	0	0	0	0	0	1
34	Andre Dawkins	2	6	2	6	0	0	0	0	0	1	6	0	0	0	10
40	Marshall Plumlee	0	0	0	0	0	0	0	2	2	1	0	0	1	0	7
TEAM																
Totals		24	56	8	25	1115	15	27	42	17	67	12	9	7	7	200

TOTAL FG% 1st Half: 13-31 41.9% 2nd Half: 11-25 44.0% Game: 42.9%  
3-Pt. FG% 1st Half: 4-16 25.0% 2nd Half: 4-9 44.4% Game: 32.0%  
F Throw % 1st Half: 3-4 75.0% 2nd Half: 8-11 72.7% Game: 73.3%

Miami 10-8, 2-4		tot-fg 3-pt					rebounds									
#	Player	f	g	a	fg	fga	f	fta	ft	fta	of	d	tot	p	f	tp
15	Rion Brown	* 1	6	0	3	0	0	1	2	3	3	2	0	0	1	27
20	Manu Lecomte	* 1	2	0	0	2	2	0	0	0	2	4	2	6	0	23
22	Donnavan Kirk	* 5	11	1	3	0	0	1	0	1	2	11	0	1	0	29
23	Tonye Jekiri	* 4	7	0	0	1	3	6	9	1	8	0	1	1	1	26
25	Garrus Adams	* 3	11	0	2	2	2	0	2	2	8	3	1	0	1	35
04	Raphael Akpejori	0	0	0	0	0	0	1	1	2	0	0	0	0	0	8
05	Davon Reed	1	4	0	0	0	1	1	1	2	2	0	0	0	0	15
21	Erik Swoope	0	3	0	0	3	6	2	2	4	0	3	1	0	0	21
35	James Kelly	2	4	1	2	3	4	0	2	2	1	8	0	1	1	10
TEAM																
Totals		17	48	2	10	1016	9	19	28	14	46	6	11	2	4	200

TOTAL FG% 1st Half: 9-22 40.9% 2nd Half: 8-26 30.8% Game: 35.4%  
3-Pt. FG% 1st Half: 1-6 16.7% 2nd Half: 1-4 25.0% Game: 20.0%  
F Throw % 1st Half: 2-3 66.7% 2nd Half: 8-13 61.5% Game: 62.5%

Officials: Mike Eades, James Luckie, Tony Green  
Technical fouls: Duke-Jabari Parker. University of Miami-None.  
Attendance: 7972

Score by Periods	1st	2nd	Total
Duke	33	34	67
University of Miami	21	25	46

Points in the paint-DU 26,UM 16. Points off turnovers-DU 8,UM 8.  
2nd chance points-DU 22,UM 7. Fast break points-DU 4,UM 2.  
Bench points-DU 17,UM 13. Score tied-0 times. Lead changed-1 time.  
Last FG-DU 2nd-01:11, UM 2nd-00:56.  
Largest lead-DU by 23 2nd-01:11, UM by 2 1st-18:41.

## No. 2 Syracuse 64, Miami 52

## Game 19

1-25-14

BankUnited Center

Syracuse 19-0, 6-0		tot-fg 3-pt					rebounds									
#	Player	f	g	a	fg	fga	f	fta	ft	fta	of	d	tot	p	f	tp
03	Jerami Grant	* 3	8	0	0	8	12	3	5	8	2	14	1	1	1	37
05	C.J. Fair	* 5	12	1	2	4	5	3	4	7	1	15	3	0	0	40
10	Trevor Cooney	* 3	6	3	6	2	2	1	2	1	11	0	0	0	1	37
11	Tyler Ennis	* 5	11	1	2	3	4	1	4	5	1	14	4	2	0	37
25	Rakeem Christmas	* 3	6	0	0	0	2	0	3	3	2	6	0	0	1	21
00	Michael Gbinije	0	1	0	1	0	0	0	0	0	0	0	0	0	0	1
12	Baye Moussa Keita	2	3	0	0	0	2	4	2	6	3	4	1	1	1	19
21	Tyler Roberson	0	0	0	0	0	0	0	1	1	1	0	0	1	0	3
TEAM																
Totals		21	47	5	11	1727	14	25	39	11	64	9	5	3	5	200

TOTAL FG% 1st Half: 11-20 55.0% 2nd Half: 10-27 37.0% Game: 44.7%  
3-Pt. FG% 1st Half: 3-4 75.0% 2nd Half: 2-7 28.6% Game: 45.5%  
F Throw % 1st Half: 6-13 46.2% 2nd Half: 11-14 78.6% Game: 63.0%

Miami 10-9, 2-5		tot-fg 3-pt					rebounds											
##	Player	f	g	a	fg	fga	f	fta	ft	fta	of	d	tot	p	a	b	s	min
15	Rion Brown	* 5	9	3	5	0	0	2	6	8	2	13	2	1	0	1	38	
20	Manu Lecomte	* 1	2	1	2	0	0	0	0	1	3	1	0	0	0	20		
22	Donnavan Kirk	* 1	5	0	1	1	2	0	1	1	2	3	0	1	1	10	20	
23	Tonye Jekiri	* 1	4	0	0	1	4	3	2	5	4	3	4	0	0	0	27	
25	Garrus Adams	* 3	10	2	5	0	0	1	1	3	8	4	1	0	0	35		
04	Raphael Akpejori	0	0	0	0	0	0	0	1	1	1	0	0	0	0	1	7	
05	Davon Reed	5	8	3	4	3	3	0	2	2	3	16	0	2	1	0	25	
21	Erik Swoope	0	2	0	0	0	0	0	0	1	0	0	0	0	0	0	3	
35	James Kelly	2	6	0	0	2	2	0	3	3	3	6	1	0	0	0	25	
TEAM																		
Totals		18	46	9	17	7	11	5	19	24	20	52	12	5	3	1	200	

TOTAL FG% 1st Half: 9-24 37.5% 2nd Half: 9-22 40.9% Game: 39.1%  
3-Pt. FG% 1st Half: 5-9 55.6% 2nd Half: 4-8 50.0% Game: 52.9%  
F Throw % 1st Half: 3-4 75.0% 2nd Half: 4-7 57.1% Game: 63.6%

Officials: Bryan Kersey, Tim Nestor, Bill Covington  
Technical fouls: Syracuse-None. University of Miami-None.  
Attendance: 7122

Score by Periods	1st	2nd	Total
Syracuse	31	33	64
University of Miami	26	26	52

Points in the paint-SU 24,UM 8. Points off turnovers-SU 7,UM 8.  
2nd chance points-SU 13,UM 3. Fast break points-SU 3,UM 4.  
Bench points-SU 4,UM 22. Score tied-4 times. Lead changed-3 times.  
Last FG-SU 2nd-02:25, UM 2nd-00:46.  
Largest lead-SU by 18 1st-08:21, UM by 2 1st-19:35.

## Maryland 74, Miami 71

## Game 20

1-29-14

Comcast Center

Miami 10-10, 2-6 ACC		tot-fg 3-pt					rebounds									
#	Player	f	g	a	fg	fga	f	fta	ft	fta	of	d	tot	p	f	tp
22	Donnavan Kirk	f 3	8	1	4	2	4	3	6	9	2	9	0	1	2	37
23	Tonye Jekiri	c 0	3	0	0	0	0	3	3	6	2	0	0	3	1	35
15	Rion Brown	g 5	8	3	5	1213	0	5	5	3	25	2	0	0	1	31
20	Manu Lecomte	g 8	11	3	4	0	2	0	0	0	1	19	2	5	0	35
25	Garrus Adams	g 4	8	1	5	3	8	1	5	6	3	12	2	4	0	34
04	Raphael Akpejori	0	0	0	0	0	0	0	0	0	0	0	0	0	0	5
05	Davon Reed	2	6	1	3	1	1	0	1	1	2	6	1	1	0	18
21	Erik Swoope	0	0	0	0	0	0	0	0	0	0	1	0	0	0	1
TEAM																
Totals		22	44	9	21	1828	8	22	30	15	71	7	14	3	5	200

TOTAL FG% 1st Half: 10-20 50.0% 2nd Half: 12-24 50.0% Game: 50.0%  
3-Pt. FG% 1st Half: 4-9 44.4% 2nd Half: 5-12 41.7% Game: 42.9%  
F Throw % 1st Half: 5-10 50.0% 2nd Half: 13-18 72.2% Game: 64.3%

Maryland 12-9, 4-4				tot-fg 3-pt				rebounds										
#	Player	f	g	a	fg	fga	f	fta	of	d	tot	p	f	tp	a	b	s	min
01	Evan Smotrycz	f	5	7	3	4	2	2	2	1	3	3	15	4	0	0	2	31
10	Jake Layman	f	6	15	3	8	0	0	0	4	4	1	15	2	2	0	1	34
25	Jon Graham	f	0	1	0	0	0	0	1	1	2	4	0	0	0	0	0	13
04	Seth Allen	g	4	7	1	3	0	2	0	0	0	3	9	2	1	0	1	29
32	Dez Wells	g	7	7	1	1	6	6	0	4	4	3	21	3	2	0	2	24
00	Charles Mitchell	1	2	0	0	2	2	2	2	2	2	2	0	1	0	0	1	13
02	Roddy Peters	2	3	0	0	1	3	3	0	3	3	4	2	0	0	1	1	13
05	Nick Faust	2	7	2	5	0	0	0	0	3	3	1	6	2	3	0	0	27
35	Damonte Dodd	1	1	0	0	0	0	1	0	1	1	2	0	1	1	0	1	12
44	Shaquille Cleare	0	0	0	0	0	0	0	1	1	0	0	0	0	0	0	0	4
TEAM																		
Totals		28	50	10	21	8	13	4	20	24	19	74	15	10	7	200		

TOTAL FG% 1st Half: 12-27 44.4% 2nd Half: 16-23 69.6% Game: 56.0%  
3-Pt. FG% 1st Half: 6-13 46.2% 2nd Half: 4-8 50.0% Game: 47.6%  
F Throw % 1st Half: 0-3 0.0% 2nd Half: 8-10 80.0% Game: 61.5%

Officials: Les Jones, Roger Ayers, Mike Eades  
Technical fouls: University of Miami-None. Maryland-None.  
Attendance: 12061

Score by Periods	1st	2nd	Total
University of Miami	29	42	71
Maryland	30	44	74

Points in the paint-UM 22,UMD 32. Points off turnovers-UM 12

**Miami 77, Florida State 73**      **Game 24**  
**2-10-14**      **Tucker Center**

Miami 12-12, 3-8		tot-fg 3-pt						rebounds											
#	Player	f	g	a	fg	fga	ft	fta	of	d	tot	pf	tp	a	to	b	mini		
40	Raphael Akpejor	f	2	2	0	0	3	2	1	3	5	4	0	1	3	0	21		
21	Erik Swoope	f	0	3	0	1	0	0	0	1	1	2	0	2	0	0	1	25	
22	Donnavan Kirk	f	6	7	2	2	2	0	0	1	1	3	16	0	1	1	0	28	
15	Rion Brown	g	3	11	2	8	6	8	0	5	5	1	14	1	0	1	0	33	
25	Garrison Adams	g	1	1	2	2	4	5	3	2	5	1	12	3	2	0	0	34	
05	Davon Reed	2	4	0	1	3	4	1	1	2	0	7	2	0	1	0	0	16	
20	Manu Lecomte	1	3	0	0	4	4	0	0	0	0	6	3	1	0	1	0	14	
23	Tonye Jekiri	5	6	0	0	5	7	2	4	6	3	15	0	2	2	1	0	26	
35	James Kelly	1	1	1	1	0	0	0	0	0	0	0	3	0	0	0	0	3	
TEAM		2 2 4																	
Totals		23	48	7	15	24	33	10	17	27	16	77	11	7	8	3	200		

TOTAL FG%	1st Half: 12-25 48.0%	2nd Half: 11-23 47.8%	Game: 47.9%
3-Pt. FG%	1st Half: 5-8 62.5%	2nd Half: 2-7 28.6%	Game: 46.7%
F Throw %	1st Half: 5-5 100%	2nd Half: 19-28 67.9%	Game: 72.7%

FSU 14-10, 5-7		tot-fg 3-pt					rebounds										
#	Player	f	g	a	ft	f	a	of	d	tp	tp	a	b	s	min		
10	White, Okaro	f	5	9	0	1	4	3	4	7	3	14	2	2	0	31	
50	Ojo, Michael	c	0	0	0	0	0	0	1	1	3	0	0	1	0	5	
01	Bookert, Devon	g	7	14	2	7	1	2	3	5	1	17	5	0	0	30	
25	Thomas, Aaron	g	6	12	2	2	2	1	1	2	3	16	1	2	1	26	
32	Brandon, Montay	g	4	4	2	2	2	2	2	2	5	2	1	1	0	1	
05	Smith, Jarquez	1	2	0	0	0	0	0	1	1	0	2	0	0	0	6	
14	Gilchrist, Robert	0	0	0	0	0	0	0	0	0	0	0	0	0	0	3	
15	Bojanovsky, Boris	4	5	0	0	1	1	4	2	6	3	9	1	3	2	30	
30	Miller, Ian	5	10	3	6	0	0	0	3	3	4	13	0	2	0	0	
TEAM										2				3			
Totals		28	56	7	20	10	14	12	20	32	22	73	10	11	3	200	

TOTAL FG%	1st Half: 11-23 47.8%	2nd Half: 17-33 51.5%	Game: 50.0%
3-Pt. FG%	1st Half: 4-10 40.0%	2nd Half: 3-10 30.0%	Game: 35.0%
F Throw %	1st Half: 0-0 0.0%	2nd Half: 10-14 71.4%	Game: 71.4%

Officials: Karl Hess, Mike Eades, Les Jones  
 Technical fouls: University of Miami-None. Florida State-None.  
 Attendance: 7641

<b>Score by Periods</b>	<b>1st</b>	<b>2nd</b>	<b>Total</b>
University of Miami	34	43	77
Florida State	26	47	73

Points in the paint-UM 20,FS 32. Points off turnovers-UM 8,FS 8.  
2nd chance points-UM 9,FS 12. Fast break points-UM 2,FS 2.  
Bench points-UM 31,FS 24. Score tied-1 time. Lead changed-0 times.  
Last FG-UM 2nd-02:03, FS 2nd-00:09.  
Largest lead-UM by 13 2nd-18:03. FS None.

**Virginia Tech 52, Miami 45**      **Game 25**  
**2-15-14**      **Cassell Coliseum**

Miami 12-13, 3-9		tot-fg 3-pt					rebounds									
#	Player	f	g	a	f	g	a	f	t	p	r	a	b	s	min	
40	Raphael Akpejori	f	0	1	0	0	1	1	2	3	1	0	2	0	21	
21	Erik Swoope	f	2	5	0	0	0	2	3	1	4	1	0	0	18	
22	Donnavan Kirk	f	0	3	0	3	1	2	3	6	1	1	0	0	0	
11	Rion Brown	g	4	16	3	12	1	2	4	6	10	3	12	1	2	
25	Garrison Adams	g	4	12	0	5	5	7	1	6	7	4	13	4	0	
05	Davon Reed	g	2	8	1	6	0	0	1	2	3	5	0	0	0	
20	Manu Lecomte	0	5	0	3	0	0	0	0	0	1	0	2	1	0	
23	Tonye Jekiri	0	0	0	0	0	2	0	3	3	1	0	0	0	11	
35	James Kelly	3	8	3	5	0	0	1	4	5	3	9	1	0	1	
TEAM		1 1 2														
Totals		15	58	7	34	8	17	15	26	41	20	45	8	3	2	

TOTAL FG%	1st Half: 5-27 18.5%	2nd Half: 10-31 32.3%	Game: 25.9%
3-Pt. FG%	1st Half: 3-17 17.6%	2nd Half: 4-17 23.5%	Game: 20.6%
F Throw %	1st Half: 7-4 50.0%	2nd Half: 6-13 46.2%	Game: 47.1%

VT 9-15, 2-10		tot-fg 3-pt					rebounds									
#	Player	f	t	fg	ft	of	def	tot	pf	a	to	b	s	mini		
02	Joey van Zegeren	f	2	6	0	0	1	0	6	6	4	4	0	1 20		
31	Jarell Eddie	f	2	7	2	5	1	2	0	2	2	1	7	0 1 00		
32	Trevor Thompson	g	3	8	0	0	2	4	3	9	12	3	8	0 2 10		
11	Devin Wilson	g	2	9	0	2	8	11	0	3	3	1	12	9 2 00		
15	Ben Emelogo	g	3	6	0	4	1	2	0	3	3	3	9	2 0 12		
22	Christiana Beyer	0	0	0	0	0	0	0	1	1	1	0	0	1 0 00		
25	Will Johnson	0	1	0	1	0	0	0	0	3	3	2	0	0 0 00		
42	C.J. Barksdale	5	9	2	3	0	0	4	3	7	2	12	0	0 1 00		
TEAM								1	1	2			1			
Totals		17	46	6	15	12	20	8	31	39	16	52	11	8 5 20		

TOTAL FG%	1st Half: 8-22 36.4%	2nd Half: 9-24 37.5%	Game: 37.0%
3-Pt. FG%	1st Half: 3-6 50.0%	2nd Half: 3-9 33.3%	Game: 40.0%
F Throw %	1st Half: 0-1 0.0%	2nd Half: 12-19 63.2%	Game: 60.0%

Officials: Bryan Kersey, Dwayne Gladden, Jeff Clark  
 Technical fouls: University of Miami-None. Virginia Tech-None.  
 Attendance: 5105

<b>Score by Periods</b>	<b>1st</b>	<b>2nd</b>	<b>Total</b>
University of Miami	15	30	45
Virginia Tech	19	33	52

Points in the paint-UM 14,Vt 20. Points off turnovers-UM 2,Vt 6.  
2nd chance points-UM 10,Vt 6. Fast break points-UM 2,Vt 4.  
Bench points-UM 14,Vt 12. Score tied-1 time. Lead changed-1 time.  
Last FG-UM 2nd-00:35,Vt 2nd-02:02.  
Largest lead-UM by 3 1st-18:30,Vt by 12 1st-09:16.

**Miami 71, Notre Dame 64**      **Game 26**  
**2-19-14**      **BankUnited Center**

Notre Dame 14-13, 5-9		tot-fg 3-pt					rebounds									
#	Player	f	fga	fg	f	fta	of	d	tot	pf	tp	a	to	b	s	min
00	Eric Atkins	*	2	8	1	5	0	0	0	3	5	3	0	0	1	36
11	Garrick Sherman	*	3	9	0	0	1	2	1	3	3	7	1	1	0	28
24	Pat Connaughton	*	8	12	6	7	0	1	1	2	1	22	4	1	2	40
30	Zach Augustine	*	0	0	0	0	0	1	0	1	0	1	0	0	0	8
32	Steve Vasturia	*	1	6	1	4	2	4	0	0	0	2	5	3	1	02
03	V.J. Beachem	*	3	8	2	6	0	0	1	1	2	8	1	1	0	14
20	Austin Burgett	0	2	0	1	0	0	0	0	0	0	0	0	0	0	3
23	Demetrius Jackson	7	13	3	5	0	0	1	2	3	4	17	5	1	0	1
25	Tom Knight	0	2	0	0	0	0	2	4	6	1	0	1	0	1	18
TEAM							5	5	10							
Totals		24	60	30	13	28	3	6	17	14	26	17	6	3	7	200

TOTAL FG%	1st Half: 9-31 29.0%	2nd Half: 15-29 51.7%	Game: 40.0%
3-Pt. FG%	1st Half: 6-12 50.0%	2nd Half: 7-16 43.8%	Game: 46.4%
FThrow %	1st Half: 2-4 50.0%	2nd Half: 1-2 50.0%	Game: 50.0%

Miami 13-13, 4-9 ACC		tot-fg 3-pt					rebounds									
#	Player	* f	g	f	a	t	of	d	t	p	f	a	t	b	s	min
4	Raphael Akpejori	0	2	0	0	3	4	0	4	1	3	0	1	0	1	24
1	Rion Brown	* 6	13	3	7	6	6	3	8	11	1	21	5	3	0	35
21	Erik Swopce	* 2	4	0	0	3	4	1	2	3	3	21	0	1	1	10
22	Donnavan Kirk	* 2	3	0	0	0	0	1	0	1	4	0	0	0	0	20
25	Garrus Adams	* 6	8	2	3	0	0	2	4	6	0	14	5	1	0	30
05	Davon Reed	* 3	10	2	4	4	4	0	3	3	1	12	0	2	0	1
20	Manu Lecomte	3	5	2	3	0	0	1	0	1	8	2	3	0	0	24
23	Tonye Jekiri	1	3	0	0	0	0	2	4	6	2	2	2	1	1	15
	TEAM							1		1						
	Totals	23	48	9	17	16	18	11	25	36	10	71	14	12	3	200

TOTAL FG%	1st Half: 13-21 61.9%	2nd Half: 10-27 37.0%	Game: 47.9%
3-Pt. FG%	1st Half: 6-8 75.0%	2nd Half: 3-9 33.3%	Game: 52.9%
F Throw %	1st Half: 6-8 75.0%	2nd Half: 10-10 100%	Game: 88.9%

Officials: Les Jones, Brian Dorsey, Gary Maxwell  
 Technical fouls: Notre Dame-None. University of Miami-None.  
 Attendance: 5133

Score by Periods	1st	2nd	Total
Notre Dame	26	38	64
University of Miami	38	33	71

Points in the paint-ND 20,UM 16. Points off turnovers-ND 14,UM 4.  
2nd chance points-ND 2,UM 11. Fast break points-ND 4,UM 2.  
Bench points-ND 25,UM 22. Score tied-0 times. Lead changed-3 times.  
Last FG-ND 2nd-00:22,UM 2nd-00:57.  
Largest lead-ND by 2 1st-19:47,UM by 15 1st-00:59.

Miami 69, Boston College 42	Game 27
2-22-14	BankUnited Center

[illegible]

		14	43	4	20	10	15	6	23	29	13	42	7	10	5	0	200
TOTAL FG%	1st Half:	8-22	36.4%			2nd Half:	6-21	28.6%					Game:	32.6%			
3-Pt. FG%	1st Half:	4-12	33.3%			2nd Half:	0-8	0.0%					Game:	20.0%			
F Throw %	1st Half:	2-5	40.0%			2nd Half:	8-10	80.0%					Game:	66.7%			

Miami 14-13 4-9		tot-fg 3-pt					rebounds											
#	Player	f	g	a	ft	fta	of	def	pf	a	b	s	min					
04	Raphael Akpejor	f	0	1	0	0	1	2	3	3	0	1	1	17				
22	Donnavan Kirk	f	2	6	0	0	1	2	1	0	0	0	0	16				
15	Rion Brown	g	8	14	4	7	2	2	0	5	3	22	2	0	32			
25	Erik Swoope	g	5	8	0	0	4	6	1	8	9	2	14	4	0	1	38	
25	Garrison Adams	g	3	10	2	4	2	4	0	6	6	1	10	2	0	0	2	34
05	Davon Reed	0	0	1	0	0	0	0	0	0	4	0	0	0	0	0	12	
11	Mike Fernandez	0	0	0	0	0	0	0	0	0	0	0	0	0	0	0	1	
12	Justin Heller	1	1	0	0	0	0	0	0	0	2	0	0	0	0	0	1	
20	Manu Lecomte	5	7	1	2	0	0	1	2	3	3	11	1	2	0	1	31	
23	Tonye Jekiri	2	7	0	0	1	2	4	3	7	0	5	1	0	1	2	18	
TOTAL		26 55 7 14 10 16					10 27 37					16 69 11 3 1 7 20						

TOTAL FG%	1st Half: 10-28 35.7%	2nd Half: 16-27 59.3%	Game: 47.3%
3-Pt. FG%	1st Half: 2-6 33.3%	2nd Half: 5-8 62.5%	Game: 50.0%
FThrow %	1st Half: 5-10 50.0%	2nd Half: 5-6 83.3%	Game: 62.5%

Officials: Mike Eades, Sean Hull, Bill Covington  
Technical fouls: Boston College-None. University of Miami-None.  
Attendance: 5517

Score by Periods	1st	2nd	Total
Boston College	22	20	42
University of Miami	27	42	69

Points in the paint-BC 20,UM 30. Points off turnovers-BC 2,UM 10.  
2nd chance points-BC 4,UM 13. Fast break points-BC 2,UM 8.  
Bench points-BC 2,UM 18. Score tied-0 times. Lead changed-0 times.  
Last FG-BC 2nd-02:53,UM by 2nd-00:11.  
Largest lead-BC None,UM by 27 2nd-00:11.

**No. 12/11 Virginia 65, Miami 40      Game 28**  
**2-26-14      John Paul Jones Arena**

Miami 14-14, 5-10		tot-fg 3-pt					rebounds									
#	Player	fg	fga	fgt	fta	fta	of	d	tot	pf	tp	a	to	b	min	
04	Raphael Akperjorif	1	1	0	0	0	0	4	4	3	0	1	1	0	27	
21	Erik Swopoe	f	2	5	0	9	10	1	1	2	3	13	0	0	25	
22	Donnavan Kirk	f	2	7	0	1	0	2	1	3	3	4	0	2	0	
15	Rion Brown	g	5	12	0	4	2	6	0	3	3	1	1	1	39	
25	Garrison Adams	g	0	4	0	1	2	3	1	3	4	0	2	2	0	
05	Davon Reed	1	8	0	4	0	2	0	1	1	2	2	0	0	1	
12	Justin Heller	0	1	0	1	0	0	0	0	0	0	0	0	0	0	
20	Manu Lecomte	1	5	0	1	1	2	2	3	5	1	3	0	0	0	
23	Tonye Jekiri	1	3	0	0	2	4	4	2	6	4	4	0	1	0	
TEAM							2 2									
Totals		12-46 0 12					16-27 12 18 30 17 40					3 8 2 4 200				
TOTAL FG%		1st Half: 8-25 32.0%					2nd Half: 4-21 19.0%					Game: 26.1%				
3-Pt. FG%		1st Half: 0-7 0.0%					2nd Half: 0-0 0.0%					Game: 0.0%				
FThrow %		1st Half: 4-6 66.7%					2nd Half: 12-21 57.1%					Game: 59.3%				

Virginia 24-5, 15-1		tot-fg 3-pt						rebounds										
##	Player	fg	fga	fg	fga	ft	fta	of	de	tot	pf	tp	a	to	b	s	min	
25	Akil Mitchell	f	1	2	0	0	1	1	2	7	9	2	3	0	3	0	0	28
10	Mike Tobey	c	1	4	0	0	0	0	1	0	1	4	2	0	1	1	0	14

12	Joe Harris	4	9	3	0	0	1	2	11	5	1	0	28
15	Malcolm Brogdon	4	9	0	1	7	0	4	4	2	15	2	32
23	Londar Perrantes	5	5	4	4	1	0	3	3	1	15	4	28
01	Justin Anderson	1	5	1	4	2	2	0	4	4	5	1	17
04	Maleek Frazier	0	0	0	0	0	0	0	0	0	0	1	0
05	Teven Jones	0	1	0	0	0	0	0	0	0	0	0	3
11	Evan Nolte	1	2	1	2	0	1	0	1	0	3	1	0
13	Anthony Gill	2	4	0	0	5	9	0	3	3	4	9	21
21	Rob Vozenilek	0	0	0	0	0	0	0	0	1	0	0	2
24	Caid Kirven	0	1	0	0	0	0	0	0	0	0	0	2
30	Thomas Rogers	0	0	0	0	0	0	1	1	0	0	0	3
32	Darion Atkins	1	2	0	0	0	1	1	2	2	2	0	11
34	Jeff Jones	0	0	0	0	0	0	0	0	0	0	0	2
	TEAM						2	6	8				
	Total	20	44	9	16	16	20	7	30	37	19	65	140

TOTAL FG%	1st Half: 9-27 33.3%	2nd Half: 11-17 64.7%	Game: 45.5%
3-Pt. FG%	1st Half: 5-10 50.0%	2nd Half: 4-6 66.7%	Game: 56.3%
FThrow %	1st Half: 4-5 80.0%	2nd Half: 12-15 80.0%	Game: 80.0%

Officials: Karl Hess (R), Bryan Kersey, Jamie Luckie  
Technical fouls: University of Miami-None. Virginia-None.  
Attendance: 11812

Score by Periods	1st	2nd	Total
University of Miami	20	20	40
Virginia	27	38	65

Points in the paint-UM 16, VA 20. Points off turnovers-UM 7, VA 8.  
2nd chance points-UM 7, VA 3. Fast break points-UM 0, VA 2.  
Bench points-UM 9, VA 19. Score tied-3 times. Lead changed-5 times.  
Last FG-UM 2nd-01:28, VA 2nd-01:49.  
Largest lead-UM by 3 1st-13:46, VA by 27 2nd-01:49.

<b>Miami 85, NC State 70</b>	<b>Game 29</b>
<b>3-1-14</b>	<b>PNC Arena</b>

Miami 15-14,6-10	tot-fg 3-pt					rebounds									
# Player	f	o	f	f	f	a	o	d	t	p	t	a	b	s	min
04 Raphael Akpejori *	0	0	0	0	0	0	1	0	1	1	0	1	0	0	9
21 Erik Brown *	* 7	13	14	4	5	8	1	4	5	2	20	2	1	0	1 37
15 Rion Swopoe	* 6	8	0	0	3	3	2	4	6	3	15	1	1	1	37
23 Tonye Jekiri *	* 5	7	0	0	4	5	6	7	13	15	4	0	1	1	2 34
25 Garrus Adams *	* 3	9	0	2	10	12	0	3	3	3	16	4	3	0	2 31
05 Davon Reed	2	3	1	1	0	0	0	0	0	2	5	0	1	0	9
22 Manu Lecomte	4	6	3	3	4	4	0	2	2	2	15	3	3	0	36
20 Donnavan Kirk	0	0	0	0	0	0	0	0	0	1	0	0	1	0	7
TEAM							1	1	2						
Totals		27	46	5	10	2632	11	21	32	19	85	11	11	2	5 200
TOTAL FG%	1st Half:	12-24	50.0%	2nd Half:	15-22	68.2%						Game:	58.7%		
3-Pt. FG%	1st Half:	3-5	60.0%	2nd Half:	2-5	40.0%						Game:	50.0%		

NC State 17-12, 7-9		tot-fg 3-pt					rebounds											
##	Player	*	fg	fga	fg	fga	ft	fta	of	de	tot	pf	tp	a	to	b	s	min
12	Lewis, Tyler	*	3	4	1	1	0	0	0	0	0	3	7	2	1	0	0	2

22	Turner, Ralston	*	2	7	2	6	3	3	0	2	2	3	9	0	2	1	0	25
24	Warren, T.J.	*	8	18	0	3	4	6	5	2	7	5	20	1	3	0	35	
32	Wadsworth, Kyle	*	3	7	0	0	7	9	2	3	5	1	13	1	0	0	32	
02	Barber, Anthony		2	2	0	0	0	0	0	0	0	2	4	2	2	0	17	
05	Lee, Desmond		3	7	3	6	1	2	1	2	2	10	2	0	0	1	28	
10	Freeman, Lennard		2	4	0	0	1	2	1	0	1	0	5	2	0	0	14	
21	Anya, Beeljay		1	2	0	0	0	0	0	0	0	1	2	0	1	0	13	
	Team									2	4	6						
	Totals		24	52	6	16	1624		12	24	24	2170		13	9	1	200	
TOTAL FG%			1st Half: 13-25 52.0%						2nd Half: 11-27 40.7%						Game: 46.2%			
3-Pt. FG%			1st Half: 4-7 57.1%						2nd Half: 9-22 29.2%						Game: 37.5%			
F Throw %			1st Half: 6-10 60.0%						2nd Half: 10-14 71.4%						Game: 66.7%			

Officials: Sean Hull, Tim Kelly, Jeff Anderson  
Technical fouls: University of Miami-None. NC State-None.  
Attendance: 13932

Score by Periods	1st	2nd	Total
University of Miami	37	48	85
NC State	36	34	70

Points in the paint-UM 36,ST 28. Points off turnovers-UM 12,ST 14.  
2nd chance points-UM 16,ST 11. Fast break points-UM 8,ST 13.  
Bench points-UM 20,ST 21. Score tied-8 times. Lead changed-8 times.  
Last FG-UM 2nd-00:45, ST 2nd-01:03.  
Largest lead-UM by 15 2nd-00:26. ST by 4 1st-16:33.



**Clemson 58, Miami 54**  
**3-4-14****Game 30**  
**Littlejohn Coliseum**

Miami 15-15, 6-11 ACC		tot-fg 3-pt		rebounds									
#	Player	fg	fga	fg	fga	ft	fta	of	de	tot	pf	tp	a
21	Erik Swoope	f	7	10	0	0	0	3	2	5	1	14	1
23	Tonye Jekiri	c	1	1	0	0	0	0	2	2	4	2	0
15	Rion Brown	g	9	17	1	5	2	4	0	2	2	4	21
20	Manu Lecomte	g	2	6	0	2	0	0	1	1	2	2	4
25	Garrius Adams	g	4	7	0	1	0	4	0	5	5	2	8
04	Raphael Akpejori	g	0	0	0	0	0	0	0	0	0	0	1
05	Davon Reed	1	4	1	3	0	0	0	1	1	0	3	0
22	Donnavan Kirk	0	1	0	0	0	0	0	1	2	3	1	0
35	James Kelly	1	4	0	1	0	0	1	1	2	1	2	1
TEAM		1											
Totals		25	50	2	12	2	8	6	17	23	16	54	8
TOTAL FG%		1st Half: 13-25 52.0%	2nd Half: 12-25 48.0%		Game: 50.0%								
3-Pt. FG%		1st Half: 1-3 33.3%	2nd Half: 1-9 11.1%		Game: 16.7%								
F Throw %		1st Half: 0-3 0.0%	2nd Half: 2-5 40.0%		Game: 25.0%								

Clemson 19-10, 10-7		tot-fg 3-pt		rebounds									
#	Player	fg	fga	fg	fga	ft	fta	of	de	tot	pf	tp	a
05	BLOSSOMGAME, J. f	1	3	0	1	1	2	2	6	8	1	3	0
32	McDANIELS, K.J. f	6	12	0	2	0	0	4	5	9	2	12	1
35	NNOKO, Landry c	3	4	0	0	1	1	5	6	1	6	0	0
12	HALL, Rod	g	4	8	0	2	6	8	0	2	2	14	6
21	HARRISON, D. g	3	8	2	5	4	5	0	0	0	1	12	0
01	AJUKWA, Austin	0	1	0	0	0	0	1	1	0	0	0	0
03	FILER, Adonis	3	4	1	1	1	1	0	0	0	1	8	2
20	ROPER, Jordan	0	1	0	0	0	0	0	0	0	0	0	0
33	SMITH, Josh	0	0	0	0	0	0	0	0	0	0	0	0
42	DIAMBO, Ibrahim	1	3	1	3	0	0	1	1	0	3	0	0
50	DJITTE, Sidy	0	0	0	0	0	0	1	0	1	0	0	0
TEAM		1											
Totals		21	44	4	14	12	17	9	22	31	8	58	9
TOTAL FG%		1st Half: 11-22 50.0%	2nd Half: 10-22 45.5%		Game: 47.7%								
3-Pt. FG%		1st Half: 1-7 14.3%	2nd Half: 3-7 42.9%		Game: 28.6%								
F Throw %		1st Half: 4-4 100%	2nd Half: 8-13 61.5%		Game: 70.6%								

Officials: Roger Ayers, Tony Greene, Terry Wymer  
Technical fouls: University of Miami-None. Clemson-None.  
Attendance: 7071

Score by Periods	1st	2nd	Total
University of Miami	27	27	54
Clemson	27	31	58

Flagrant one foul charged to Miami #15 at 8:01 mark of first half.  
Points in the paint-UM 40,CU 26. Points off turnovers-WF 7,CU 11.  
2nd chance points-UM 4,CU 6. Fast break points-UM 0,CU 4.  
Bench points-UM 5,CU 11. Score tied-8 times. Lead changed-3 times.  
Last FG-UM 2nd-00:00, CU 2nd-03:06.  
Largest lead-UM by 7 1st-11:28, CU by 9 2nd-05:33.

**Miami 69, Wake Forest 56**  
**3-8-14****Game 31**  
**BankUnited Center**

Wake Forest 16-15 (6-12) tot-fg 3-pt		rebounds											
#	Player	fg	fga	fg	fga	ft	fta	of	de	tot	pf	tp	a
00	Miller-McIntyre, *	1	5	0	1	0	2	0	1	1	4	2	6
02	Thomas, Devin	* 1	4	0	1	3	4	1	2	3	2	5	0
13	Williams,Coron	* 6	10	5	8	0	0	1	3	4	2	17	2
30	McKie,Travis	* 2	6	1	4	0	0	0	2	2	1	5	1
45	Adala Moto,A	* 4	8	0	0	2	2	2	4	3	8	2	2
01	Jones, Madison	0	1	0	0	0	0	0	1	1	0	0	0
20	Overton, Miles	1	5	1	2	0	0	0	1	1	2	3	3
31	Washington,Andre	0	0	0	0	0	0	0	1	1	0	0	0
33	Rountree, Aaron	3	4	0	0	0	0	0	0	0	0	6	0
34	Cavanaugh, Tyler	3	5	1	1	1	2	0	0	0	3	8	2
43	VanHorn, Trent	1	1	0	0	0	0	0	0	0	0	2	0
TEAM		2											
Totals		22	49	8	17	4	10	6	13	19	17	56	16
TOTAL FG%		1st Half: 9-23 39.1%	2nd Half: 13-26 50.0%		Game: 44.9%								
3-Pt. FG%		1st Half: 4-7 57.1%	2nd Half: 4-10 40.0%		Game: 47.1%								
F Throw %		1st Half: 1-6 16.7%	2nd Half: 3-4 75.0%		Game: 40.0%								

Miami 16-15 (7-11) tot-fg 3-pt		rebounds											
#	Player	fg	fga	fg	fga	ft	fta	of	de	tot	pf	tp	a
04	Raphael Akpejori*	0	1	0	0	0	0	0	1	1	0	0	0
12	Justin Heller	* 0	2	0	2	0	0	0	0	0	1	0	0
15	Rion Brown	* 8	15	2	8	1	3	1	2	3	0	19	3
21	Erik Swoope	* 4	6	0	0	2	4	0	2	2	2	10	2
25	Garrius Adams	* 6	8	1	1	9	9	3	4	7	1	22	2
05	Davon Reed	1	3	1	2	0	0	1	0	1	0	3	1
20	Manu Lecomte	4	7	1	2	0	1	2	3	5	1	9	6
22	Donnavan Kirk	0	1	0	0	0	0	0	2	2	0	0	0
23	Tonye Jekiri	3	4	0	0	0	0	4	5	9	3	6	1
35	James Kelly	0	3	0	1	0	0	1	3	4	1	0	0
TEAM		2											
Totals		26	50	5	16	12	17	14	24	38	11	69	15
TOTAL FG%		1st Half: 11-28 39.3%	2nd Half: 15-22 68.2%		Game: 52.0%								
3-Pt. FG%		1st Half: 4-13 30.8%	2nd Half: 1-3 33.3%		Game: 31.3%								
F Throw %		1st Half: 3-5 60.0%	2nd Half: 9-12 75.0%		Game: 70.6%								

Officials: Tim Nestor, Gary Maxwell, Tim Kelly  
Technical fouls: Wake Forest-None. University of Miami-None.  
Attendance: 5811

Score by Periods	1st	2nd	Total
Wake Forest	23	33	56
University of Miami	29	40	69

Points in the paint-WF 22,UM 30. Points off turnovers-WF 10,UM 11.  
2nd chance points-WF 5,UM 16. Fast break points-WF 6,UM 8.  
Bench points-WF 19,UM 18. Score tied-1 time. Lead changed-3 times.  
Last FG-WF 2nd-00:22, UM 2nd-01:00.  
Largest lead-WF by 5 1st-14:54, UM by 20 2nd-03:22.

**Miami 57, Virginia Tech 53**  
**3-12-14****Game 32**  
**Greensboro Coliseum**

Va. Tech 9-22		tot-fg 3-pt		rebounds									
#	Player	fg	fga	fg	fga	ft	fta	of	de	tot	pf	tp	a
02	Joey van Zegerenf	3	9	0	0	1	4	0	1	1	5	7	1
31	Jarell Eddie	f	5	11	5	10	1	2	1	2	3	1	16
32	Trevor Thompson f	1	3	0	0	4	4	1	4	5	4	6	0
11	Devin Wilson	g	3	8	0	2	3	7	0	1	1	9	5
25	Will Johnston	g	1	2	1	2	0	0	0	1	1	3	0
04	Cadarian Raines	1	3	0	0	0	0	0	3	3	2	2	0
15	Ben Emelogu	3	6	2	4	0	0	0	4	4	1	8	1
22	Christian Beyer	0	1	0	0	0	0	0	2	2	1	0	0
33	Marshall Wood	1	2	0	1	0	0	0	1	1	0	2	1
TEAM		1											
Totals		18	45	8	19	9	17	3	21	24	16	53	9
TOTAL FG%		1st Half: 12-22 54.5%	2nd Half: 6-23 26.1%		Game: 40.0%								
3-Pt. FG%		1st Half: 5-7 71.4%	2nd Half: 3-12 25.0%		Game: 42.1%								
F Throw %		1st Half: 3-7 42.9%	2nd Half: 6-10 60.0%		Game: 52.9%								

Miami 17-15		tot-fg 3-pt		rebounds									
#	Player	fg	fga	fg	fga	ft	fta	of	de	tot	pf	tp	a
21	Erik Swoope	f	5	8	0	0	4	5	2	6	8	2	14
23	Tonye Jekiri	c	1	2	0	0	3	4	4	8	12	2	5
15	Rion Brown	g	3	13	2	10	7	8	1	4	5	1	15
20	Manu Lecomte	g	1	6	0	4	0	0	0	2	2	3	2
25	Garrius Adams	g	2	6	1	3	2	2	1	2	3	2	7
04	Raphael Akpejori	0	0	0	0	0	0	0	1	1	0	0	0
05	Davon Reed	5	8	4	7	0	0	0	0	1	1	14	0





# HEAD COACH JIM LARRAÑAGA

Third Season | Providence, 1971

Hometown: The Bronx, N.Y. | Head Coach: American International, 1977-79 | Bowling Green, 1986-97 | George Mason, 1997-2011 | Miami, 2011-present

## LARRAÑAGA'S CAREER

### Head Coach

2011-pres. Miami  
1997-2011 George Mason  
1986-97 Bowling Green  
1977-79 American International

### Assistant

1979-86 Virginia  
1971-76 Davidson

### Player / Coach

1977 Geronimo Basketball Club (Belgium)

## EDUCATION

Providence College, 1971, B.A. Economics  
Archbishop Malloy High School, 1967

## NCAA APPEARANCES

1999 - George Mason  
2001 - George Mason  
2006 - George Mason (Final Four)  
2008 - George Mason  
2011 - George Mason  
2013 - Miami (Sweet 16)

## NIT APPEARANCES

1990 - Bowling Green  
1991 - Bowling Green  
1997 - Bowling Green  
2002 - George Mason  
2004 - George Mason  
2009 - George Mason  
2012 - Miami

## PLAYING CAREER

Geronimo Basketball Club (Belgium) 1976-77  
Providence College, 1967-71  
Archbishop Molloy, 1963-67

## MISCELLANEOUS

AP, Naismith, Henry Iba Coach of the Year, 2013  
ACC Coach of the Year, 2013  
Clair Bee Coach of the Year, 2006  
CAA Coach of the Year, 2011, 1999

## PERSONAL

Born: Oct. 2, 1949 Hometown: Bronx, N.Y.  
Wife: Liz Sons: Jay and Jon

in program and conference history (273) en route to three conference titles (1999, 2001, 2008). A two-time CAA Coach of the Year honoree, Larrañaga earned the accolade in 2011, leading the Patriots to a 27-7 overall record and 16-2 conference mark en route to the CAA regular-season title and their fifth NCAA Tournament appearance under his leadership. Seeded a program-best eighth in the NCAA Tournament, George Mason rallied from a double-digit deficit to defeat ninth-seeded Villanova, 61-57, before falling to overall No. 1 seed Ohio State in the third round. In 2006, Larrañaga became the first coach at a mid-major school to take his team to the Final Four in 27 years and earned an at-large berth for a CAA team for the first time in 20 years. Along the way, he led Mason to a school record in wins, the school's first national ranking, George Mason's first appearance in the Top 10 and the school's first wins over Top 10 teams.

With 29 years of head coaching experience, the native of Bronx, N.Y., previously served as the head coach at Bowling Green for 11 seasons (1986-1997) and at Division II American International for two seasons (1977-79). His first coaching opportunity came at Davidson College, where he served as an assistant coach to Terry Holland. Davidson captured three Southern Conference regular-season championships and an NIT berth in his five years there, and he compiled a 47-12 record doubling as the freshman team coach. In 1976, he left Davidson and spent one season as player-coach for the Geronimo Basketball Club in Belgium. A 1971 graduate of Providence College with a degree in economics, Larrañaga was a four-year letterman for the Friars. As the team captain in his senior season, he led Providence to a 20-8 record and an NIT appearance. He graduated as the school's fifth all-time leading scorer with 1,258 points and was selected in the sixth round of the draft by the Detroit Pistons of the National Basketball Association. He was the team's top scorer as a sophomore and junior and was named New England's Division I Sophomore of the Year in 1969. He was inducted into the Providence College Hall of Fame in 1991.

Larrañaga, 64, and his wife, Liz, have two sons - Jay, who played for his father at Bowling Green and is an assistant coach with the Boston Celtics, and Jon, who was a member of his father's George Mason teams from 1999-2003 - and four grandchildren.

Jim Larrañaga was named the 12th head coach of the University of Miami men's basketball program on April 22, 2011.

After leading UM to the 2013 NCAA Sweet 16, and winning the school's first ACC regular season and tournament championships, Larrañaga was honored as the AP, Naismith, USBWA Henry Iba and ACC Coach of the Year. The Bronx native helped Miami to a No. 2 national ranking by both the AP and USA TODAY, and a No. 2 seed in the NCAA tournament. He is the 10th coach in the last 10 years to lead two top-10 programs, as Miami was No. 2 on Feb. 18, 2013, and George Mason was No. 8 in the final Top 25 poll in 2006.

Larrañaga, who earned his 500th win during the season, directed the Canes to a 27-point win over No. 1 Duke and three other 20+ point wins over ACC opponents this season, including North Carolina (+26), Florida State (+24) and Boston College (+22). UM's 29 overall and 15 ACC wins in 2012-13 were program-bests, as was the 14-game winning streak and 13-0 start in conference play. Other program firsts include defeating all three teams in the North Carolina Triangle in the same season, beating a trio of teams in the Top 20 since joining the ACC and hosting five home sellouts at the BankUnited Center.

Individually, Coach L saw Shane Larkin earn the ACC Player of the Year and Lute Olson National Player of the Year awards, as well as All-American status and finalist nods for the Bob Cousy, John Wooden and James Naismith player of the year honors before declaring early for the 2013 NBA Draft. Larkin was also the ACC Tournament MVP, on the ACC Defensive team and a defensive All-American. Durand Scott was the ACC Defensive Player of the Year, three players - Larkin, Scott and Kenny Kadji - were listed on all-conference teams and four were on the ACC All-Tournament Team - Larkin, Scott, Julian Gamble and Trey McKinney Jones. All six seniors on the Sweet 16 team earned academic degrees from the University of Miami and one player was listed on the All-ACC Academic Team.

Larrañaga came to Miami after serving as the head coach at George Mason for 14 seasons. He guided that program to five NCAA Tournament appearances (1999, 2001, 2006, 2008, 2011) - including an unprecedented run to the 2006 Final Four that captured the nation's attention, defeating Michigan State, North Carolina, Wichita State and UConn along the way. Following that run, he was selected the 2006 Clair Bee Coach of the Year. Larrañaga built the GMU Patriots' program into a perennial contender in the highly-regarded Colonial Athletic Association, winning more games than any other coach

## LARRAÑAGA'S CAREER RECORDS

School	Years	Overall	Conference
American International	1977-1979	27-26	none
Bowling Green	1986-1997	170-144	101-85
George Mason	1997-2011	273-164	165-79
Miami	2011-pres.	66-36	37-21
<b>Overall</b>	<b>30</b>	<b>536-370</b>	<b>297-185</b>

## COACH JIM LARRAÑAGA AT A GLANCE

2013 AP Coach of the Year	2013 Naismith Coach of the Year
2006 Clair Bee Coach of the Year	2013 Henry Iba Coach of the Year
2013 ACC Coach of the Year	2013 Adolph Rupp Cup Coach of the Year
2013 NABC All-District II Coach	2013 USBWA District IV Coach of the Year
2001 & 1999 CAA Coach of the Year	Six NCAA tournament appearances
1999 CAA Coach of the Year	2013, 2011, 2008, 2006, 2001, 1999
1997 MAC Coach of the Year	Seven postseason NIT appearances
Eight 20-win seasons	2012, '09, '04, '02, '97, '91, '90

Coached Shane Larkin - ACC Player of the Year, ACC Tournament MVP, USBWA All-District, Sporting News All-American, finalist for Cousy, Naismith & Wooden awards, All-ACC First Team and All-ACC Defensive Team  
Coached Durand Scott - ACC Defensive Player of the Year, ACC Tournament First Team, All-ACC Third Team

Coached George Evans, who was a three-time CAA Player of the Year, the CAA Rookie of the Year, a three-time CAA Defensive Player of the Year and on the CAA All-Defensive Team three times.

Six All-Atlantic Coast Conference selections  
Four ACC All-Tournament team selections  
Three coaches and two media ACC All-Defensive Team selections

28 All-Colonial Athletic Conference selections

Three AP All-America players

Nine CAA All-Defensive Team selections

Eight CAA All-Rookie Team selections

Three Dean Ehlers Award winners - given to the CAA player who best meets the criteria of academic achievement, leadership and community service.

12 All-MAC Conference selections

Coached Antonio Daniels - MAC Player of the Year and MAC Freshman of the Year

Two MAC Freshman of the Year selections


Four MAC All-Freshman Team selections

## LARRAÑAGA YEAR-BY-YEAR

Year	School	Overall W-L	Conference W-L	Finish	Post-Season
1977-78	American International	14-13			
1978-79	American International	13-13			
1986-87	Bowling Green	15-14	10-6	3	
1987-88	Bowling Green	12-16	7-9	t-5	
1988-89	Bowling Green	13-15	6-10	t-6	
1989-90	Bowling Green	18-11	9-7	t-3	NIT 0-1
1990-91	Bowling Green	17-13	9-7	t-4	NIT 0-1
1991-92	Bowling Green	14-15	8-8	5	
1992-93	Bowling Green	11-16	8-10	t-6	
1993-94	Bowling Green	18-10	12-6	t-2	
1994-95	Bowling Green	16-11	10-8	t-5	
1995-96	Bowling Green	14-13	9-9	t-6	
1996-97	Bowling Green	22-10	13-5	t-1	NIT 0-1
1997-98	George Mason	9-18	6-10	6	
1998-99	George Mason	19-11	13-3	1	NCAA 0-1
1999-00	George Mason	19-11	12-4	t-1	
2000-01	George Mason	18-12	11-5	3	NCAA 0-1
2001-02	George Mason	19-10	13-5	2	NIT 0-1
2002-03	George Mason	16-12	11-7	4	
2003-04	George Mason	23-10	12-6	3	NIT 2-1
2004-05	George Mason	16-13	10-8	6	
2005-06	George Mason	27-8	15-3	t-1	NCAA 4-1
2006-07	George Mason	18-15	9-9	5	
2007-08	George Mason	23-11	12-6	2	NCAA 0-1
2008-09	George Mason	22-11	13-5	2	NIT 0-1
2009-10	George Mason	17-15	12-6	4	CIT 0-1
2010-11	George Mason	27-7	16-2	1	NCAA 1-1
2011-12	Miami	20-13	9-7	t-4	NIT 1-1
2012-13	Miami	29-7	15-3	1	NCAA 2-1
2013-14	Miami	17-16	7-11	10	
<b>Overall</b>		<b>536-370</b>	<b>297-185</b>		<b>10-14</b>




**25**  
**GARRIUS ADAMS**  
Gr. | G | 6-6 | 200  
Apex, N.C. | Middle Creek




**4**  
**RAPHAEL AKPEJIORI**  
Sr. | F | 6-9 | 241  
Lagos, Nigeria | Sunrise Christian (Kan.)



**15**  
**RION BROWN**  
Sr. | G | 6-6 | 211  
Hinesville, Ga. | Liberty County




**1**  
**DEANDRE BURNETT**  
Fr. | G | 6-2 | 191  
Miami, Fla. | Carol City




**11**  
**MIKE FERNANDEZ**  
Fr. | G | 6-1 | 189  
Coral Gables, Fla. | Belen Jesuit




**12**  
**JUSTIN HELLER**  
Sr. | G | 6-2 | 177  
Boca Raton, Fla. | West Boca Raton




**23**  
**TONYE JEKIRI**  
So. | C | 7-0 | 235  
Hialeah, Fla. | Champagnat Catholic




**35**  
**JAMES KELLY**  
Jr. | F | 6-7 | 246  
Ann Arbor, Mich. | Owens CC | Pioneer Pontiac, Mich.



**22**  
**DONNAVAN KIRK**  
Gr. | F | 6-9 | 228  
DePaul | Detroit Country Day Brussels, Belgium




**20**  
**MANU LECOMTE**  
Fr. | G | 5-11 | 159  
Athene des Pagodes




**10**  
**SHELDON McCLELLAN**  
Jr. | G | 6-5 | 206  
Houston, Texas | Texas | Bellaire



**5**  
**DAVON REED**  
Fr. | G | 6-6 | 208  
Princeton, N.J. | Princeton Day



**13**  
**ANGEL RODRIGUEZ**  
Jr. | G | 5-11 | 181  
San Juan, P.R. | Kansas State | Miami Krop



**21**  
**ERIK SWOOPE**  
Sr. | F | 6-5 | 220  
Lake Elsinore, Calif. | Harvard-Westlake



**JIM LARRAÑAGA**  
Head Coach



**ERIC KONKOL**  
Assistant Coach



**MICHAEL HUGER**  
Assistant Coach




**CHRIS CAPUTO**  
Assistant Coach



**ADAM FISHER**  
Director of Operations





# GARRIUS ADAMS #25

Graduate | Guard | 6-6 | 200

Apex, N.C. | Middle Creek

- Career-best 22 points on senior day vs. Wake Forest.
- Scored in double-digits in last 10 of 14 games.
- Multiple assists in 28 games with 3+ in 19 games
- At least two defensive rebounds in all but one game.

- Versatile guard. Plays the 1, 2 and 3 positions.
- Transporter. Jack of all trades. Top three on the team in most stats, including points, steals, assists.
- Missed basically two years with injuries, including medical hardship waiver in 2012-13 after knee surgery.
- Graduated in June 2013 with a degree in sports administration and a minor in sociology. Currently seeking a second major in sociology.
- Approach vertical: 37.5 | Bench: 265 | 185 test: 16
- One of four seniors not recruited by Larrañaga staff. (Akpejori, Brown, Swoope, Adams).
- Roommate with Donnavan Kirk both in 2009 and now.
- In high school, ranked among the top 20 shooting guards by *ESPN* and among top 30 by *Scout*. Averaged 21.8 points per game as a senior en route to setting Middle Creek High School scoring record in career points.
- 2009 *NCPreps.com* All-State Boys Basketball Team
- North Carolina/South Carolina All-Star Classic.
- AAU team Garner Road.
- Also recruited by Wake Forest, NC State, Virginia Tech and South Carolina.
- Born Garrius [Gary-us] Vershon Adams Nov. 15, 1990.
- Son of Valerie and Gary Adams. Brother to Deion, Ashley and Destiny.
- Aspirations of becoming GM of NBA team.

2009-10			
Opposition	P	R	A
NC Central	3	4	0
Nova Southeastern	10	2	0
Tulane	4	2	1
UNC Wilmington	0	0	0
South Carolina	3	2	0
FGCU	6	3	2
USC Upstate	1	3	1
Minnesota	2	1	1
at Boston College	4	1	1
SC State	5	4	1
at Seton Hall	4	5	0
FAU	9	2	1
NC A&T	1	8	1
Bethune-Cookman	6	2	0
at Pepperdine	5	1	2
Wake Forest	0	1	0
at Virginia Tech	6	2	1
at Virginia	0	1	0
Boston College	2	2	3
at Maryland	4	1	1
Virginia Tech	3	1	0
at Wake Forest	13	3	0
at Florida St.	5	3	1
Georgia Tech	6	3	0
at Clemson	5	0	2
Duke	2	2	0
Virginia	3	3	0
NC State	9	1	0
at North Carolina	0	1	0
Florida St.	0	2	0
Wake Forest	0	0	0
Duke	0	0	0

2010-11			
Opposition	P	R	A
Jacksonville	3	1	3
at Memphis	5	7	0
N.C. Central	10	3	2
at Rutgers	0	0	0
McNeese St.	11	4	6
at FGCU	13	5	1
Ole Miss	6	3	2
West Virginia	9	3	2
Stetson	4	2	5
UCF	7	5	0
Oral Roberts	10	2	0
Rice	9	4	3
Akron	4	1	1
Pepperdine	6	0	2
at Duke	0	3	0
at Clemson	14	5	3
BC	12	2	2
Florida St.	2	8	2
at NC State	2	2	2
UNC	12	3	1
at Virginia Tech	11	2	1
Georgia Tech	11	3	1
Virginia	8	9	2
at Wake Forest	8	4	1
Duke	9	6	2
at UNG	16	4	2
Clemson	4	5	3
at BC	12	6	4
at Florida St.	7	8	3
Maryland	4	4	3
at Georgia Tech	7	1	1
Virginia	10	5	2
UNC	0	3	1
FAU	4	2	1
Missouri St.	8	3	1
at Alabama	4	4	1

2011-12			
Opposition	P	R	A
Tennessee Tech	3	8	0
Rutgers	9	3	2
UNF	14	5	2
FGCU	7	4	1
at Ole Miss	4	7	1
at Purdue	2	1	1
Memphis	0	0	0
at West Virginia	15	3	2
Appalachian St.	3	1	1
UNCG	0	1	1
Wake Forest	6	2	1
at Maryland	0	0	0
Florida State	1	0	0
at NC State	5	1	0
Boston College	0	0	1
at Georgia Tech	0	0	0
vs. Florida State	3	1	1
Valparaiso	8	2	3
Minnesota	5	1	0

## Adams Season / Career Highs

### Points

Season: 22, vs. Wake Forest, 3/8/14  
Career: 22, vs. Wake Forest, 3/8/14  
ACC: 22, vs. Wake Forest, 3/8/14

### Rebounds

Season: 10, vs. Norfolk State, 2/1/14  
Career: 10, vs. Norfolk State, 2/1/14  
ACC: 9, vs. Virginia 2/5/11

### Assists

Season: 6, at North Carolina, 1/8/14  
Career: 6 (2x) last at North Carolina, 1/8/14  
ACC: 6, at North Carolina, 1/8/14

### Steals

Season: 5, vs. Ga. Southern, 11/11/13  
Career: 5, vs. Ga. Southern, 11/11/13  
ACC: 3, vs. Boston College, 1/15/11

### Blocked Shots

Season: 1 (7x) last vs. NC State, 3/13/14  
Career: 2, (2x) last vs. Boston College 1/19/10  
ACC: 2, vs. Boston College 1/19/10

### Field Goals

Season: 7, vs. UCF, 11/21/13  
Career: 7, vs. UCF, 11/21/13  
ACC: 6 (2x) last vs. Wake Forest, 3/8/14

### Field Goal Attempts

Season: 18, vs. St. Francis, 11/8/13  
Career: 18, vs. St. Francis, 11/8/13  
ACC: 12, at Virginia Tech, 2/15/14

### Free Throws

Season: 10, at NC State, 3/1/14  
Career: 10, at NC State, 3/1/14  
ACC: 10, at NC State, 3/1/14

### Free Throw Attempts

Season: 12, at NC State, 3/1/14  
Career: 12 (2x) last at NC State, 3/1/14  
ACC: 12, at NC State, 3/1/14

### 3-Point Field Goals

Season: 3, at Syracuse, 1/4/14  
Career: 4 (2x) last at West Virginia 12/10/11  
ACC: 4, at Clemson 1/8/11

### 3-Point Field Goal Attempts

Season: 8, vs. St. Francis, 11/8/13  
Career: 8, vs. St. Francis, 11/8/13  
ACC: 7 (3x), last at Syracuse, 1/4/14

### Foul Disqualifications

Season: 1, at Charleston, 11/18/13  
Career: 1 (2x) last at Charleston, 11/18/13  
ACC: --


### Minutes

Season: 42, vs. Ga. Southern, 11/11/13  
Career: 42, vs. Ga. Southern, 11/11/13  
ACC: 40, vs. Virginia, 2/5/11

## ADAMS CAREER STATISTICS

Season	GP	GS	Min.	Avg.	FG	FGA	Pct.	3-Point FG	3-Point FGA	3-Point Pct.	Free Throws FT	Free Throws FTA	Free Throws Pct.	Off.	Def.	Tot.	Avg.	PF	FO	Ast.	TO	Blk	Stl	Pts.	Avg.
2009-10	32	7	540	16.9	38	118	.322	26	89	.292	19	29	.655	19	47	66	2.1	20	0	19	25	6	23	121	3.8
2010-11	36	24	1014	28.2	88	227	.388	35	114	.307	51	75	.680	37	95	132	3.7	68	0	66	60	6	37	262	7.3
2011-12	19	6	319	16.8	29	73	.397	16	47	.340	11	20	.550	11	29	40	2.1	21	1	17	14	2	11	85	4.5
2012-13	Medical Redshirt																								
2013-14	33	33	1103	33.4	106	290	.366	28	110	.255	96	143	.671	25	132	157	4.8	63	1	95	62	6	42	336	10.2
TOTAL	120	70	2976	24.8	261	708	.369	105	360	.292	177	267	.663	92	303	395	3.3	172	2	197	161	20	113	804	6.7

ADAMS 2013-14		TOTAL				3-PTS			FREE THROWS			REBOUNDS												
Opponent	Date	GS	Min	FG	FGA	Pct	3FG	FGA	Pct	FT	FTA	Pct	Off	Def	Tot	Avg	PF	F0	A	TO	Blk	Stl	Pts	Avg
SFB	11-08-13	*	40	4	18	.222	0	8	.000	7	9	.778	1	2	3	3.0	2	0	3	1	0	3	15	15.0
GA. SOUTHERN	11-11-13	*	42	2	8	.250	0	4	.000	7	10	.700	0	4	4	3.5	2	0	2	3	1	5	11	13.0
TEXAS SOUTHERN	11-14-13	*	26	4	10	.400	1	4	.250	1	2	.500	1	4	5	4.0	1	0	2	1	0	3	10	12.0
at Charleston	11-18-13	*	23	2	5	.400	1	3	.333	0	0	.000	0	2	2	3.5	5	1	2	0	0	0	5	10.3
UCF	11-21-13	*	36	7	12	.583	1	3	.333	5	6	.833	1	7	8	4.4	3	0	0	6	0	2	20	12.2
vs George Washington	11-28-13	*	40	4	13	.308	2	4	.500	7	8	.875	1	3	4	4.3	4	0	5	4	0	1	17	13.0
at Cal State Fullerton	11-29-13	*	35	3	9	.333	1	6	.167	0	0	.000	1	3	4	4.3	0	0	1	3	1	0	7	12.1
vs Arizona State	12-01-13	*	33	3	7	.429	1	2	.500	2	4	.500	1	8	9	4.9	3	0	4	0	0	2	9	11.8
at Nebraska	12-04-13	*	31	0	6	.000	0	2	.000	2	2	1.000	2	5	7	5.1	0	0	1	3	0	0	2	10.7
VIRGINIA TECH	12-08-13	*	34	5	9	.556	2	4	.500	2	4	.500	0	3	3	4.9	2	0	2	0	1	1	14	11.0
at Savannah State	12-19-13	*	33	3	6	.500	2	3	.667	4	4	1.000	0	7	7	5.1	2	0	4	2	0	2	12	11.1
LA SALLE	12-22-13	*	34	5	10	.500	1	2	.500	2	3	.667	1	2	3	4.9	1	0	3	1	0	2	13	11.3
LOYOLA	12-30-13	*	28	2	5	.400	0	2	.000	0	0	.000	0	3	3	4.8	1	0	3	1	0	1	4	10.7
at Syracuse	01-04-14	*	36	3	8	.375	3	7	.429	0	0	.000	0	5	5	4.8	1	0	4	1	1	0	9	10.6
at UNC	01-08-14	*	37	3	8	.375	1	4	.250	2	6	.333	1	2	3	4.7	0	0	6	3	0	2	9	10.5
FLORIDA STATE	01-15-14	*	34	1	10	.100	0	5	.000	1	2	.500	1	3	4	4.6	1	0	5	1	0	2	3	10.0
at Georgia Tech	01-18-14	*	34	2	8	.250	0	3	.000	2	6	.333	0	3	3	4.5	2	0	1	1	0	1	6	9.8
DUKE	01-22-14	*	35	3	11	.273	0	2	.000	2	2	1.000	0	2	2	4.4	2	0	3	1	0	1	8	9.7
SYRACUSE	01-25-14	*	35	3	10	.300	2	5	.400	0	0	.000	0	1	1	4.2	3	0	4	1	0	0	8	9.6
at Maryland	01-29-14	*	34	4	8	.500	1	5	.200	3	8	.375	1	5	6	4.3	3	0	2	4	0	0	12	9.7
NORFOLK STATE	02-01-14	*	35	2	6	.333	1	4	.250	7	8	.875	2	8	10	4.6	1	0	4	4	0	1	12	9.8
PITTSBURGH	02-05-14	*	35	4	11	.364	0	3	.000	2	5	.400	0	6	6	4.6	4	0	1	3	1	1	10	9.8
NC STATE	02-08-14	*	33	4	10	.400	0	1	.000	2	3	.667	0	2	2	4.5	3	0	3	1	0	2	10	9.8
at Florida State	02-10-14	*	34	3	11	.273	2	2	1.000	4	5	.800	3	2	5	4.5	1	0	3	2	0	0	12	9.9
at Virginia Tech	02-15-14	*	38	4	12	.333	0	5	.000	5	7	.714	1	6	7	4.6	4	0	4	0	0	1	13	10.0
NOTRE DAME	02-19-14	*	30	6	8	.750	2	3	.667	0	0	.000	2	4	6	4.7	0	0	5	1	0	0	14	10.2
BOSTON COLLEGE	02-22-14	*	32	3	10	.300	2	4	.500	2	4	.500	0	6	6	4.7	1	0	2	0	0	2	10	10.2
at Virginia	02-26-14	*	23	0	4	.000	0	1	.000	2	3	.667	1	3	4	4.7	0	0	2	2	0	1	2	9.9
at NC State	03-01-14	*	31	3	9	.333	0	2	.000	10	12	.833	0	3	3	4.7	3	0	4	3	0	2	16	10.1
at Clemson	03-04-14	*	32	4	7	.571	0	1	.000	0	4	.000	0	5	5	4.7	2	0	2	1	0	2	8	10.0
WAKE FOREST	03-08-14	*	33	6	8	.750	1	1	1.000	9	9	1.000	3	4	7	4.7	1	0	2	3	0	1	22	10.4
vs Virginia Tech	03-12-14	*	34	2	6	.333	1	3	.333	2	2	1.000	1	2	3	4.7	2	0	3	2	0	0	7	10.3
vs NC State	03-13-14	*	33	2	7	.286	0	2	.000	2	5	.400	0	7	7	4.8	3	0	3	3	1	1	6	10.2



# RAPHAEL AKPEJIORI #4

Senior | Forward | 6-9 | 241

Lagos, Nigeria | Sunrise Christian Academy (Kan.)

## 2014 Weaver-James-Corrigan Award

- Had a rebound in all but three outings.
- 15+ minutes in seven of last 12 games after only one game of +10 minutes (18 at Ga. Tech) in other 13 games.
- Very strong and physical player who loves contact and has no regard for his own body.
- Sets hard screens and rebounds at a good rate.
- Good offensive rebounder and hard worker.
- Offseason ankle surgery, recovered well from that with improved mobility.
- Will graduate in May 2015 with both a bachelor's and master's in mechanical engineering. Takes classes such as applied thermodynamics and design of fluid & thermal systems.
- Approach vertical: 40 | Bench: 310
- Improved bench max from 215 to 270 and 185 test from 9-16 in 15 months during junior season.
- One of four seniors not recruited by Larrañaga staff. (Akpejori, Brown, Swoope, Adams).
- 2013 All-ACC Academic Team, ACC Academic Honor Roll, Book Buster (3.0 GPA), Athletics Director Honor Roll (3.2 GPA), Dean's List (3.5 GPA)
- Born Ethasor [A-tha-saur] Raphael Akpejori [AHK-peh-jour-ee] Oct. 10, 1990. Goes by Raphael.
- Son of Pius and Clara. One brother, Eshemokha, and four sisters, Okhiaofe, Ilamosi, Ideoghena and Eboshogwe. Three siblings are studying in Nigeria to be a civil engineer, chemical engineer and cell biology & genetics engineer.
- Also recruited by Texas A&M, Colorado, USF and UCF
- Rated as No. 64 power forward by ESPN in high school.
- Played AAU basketball for Baltimore Elite.
- Played in international game during 2008 Jordan Brand Basketball Classic in New York City.
- In August of 2013, averaged 9.2 points and 5.8 rebounds for Athletes in Action through five games played in Jamaica.

2010-11				2011-12				2012-13			
Opposition	P	R	A	Opposition	P	R	A	Opposition	P	R	A
Jacksonville	0	1	0	Tennessee Tech	7	3	0	Charlotte	2	0	0
at Memphis	2	1	0	Rutgers	3	1	1	at UCF	0	0	1
N.C. Central	8	5	0	UNF	5	4	0	at Hawai'i	0	0	2
at Rutgers	4	2	0	FGCU	0	0	0	vs. Arizona	1	0	1
McNeese St.	2	4	0	at Ole Miss	0	1	0	vs. Indiana State	2	0	3
at FGCU	1	2	0	at Purdue	2	7	1	La Salle	0	0	0
West Virginia	0	0	0	UMass	6	3	0	at Georgia Tech	2	0	4
Stetson	2	0	0	Memphis	2	2	0	at North Carolina	0	0	0
UCF	1	1	0	at West Virginia	3	2	0	Maryland	0	0	4
Oral Roberts	2	4	0	at Charlotte	0	0	0	at Boston College	4	0	2
Rice	0	2	0	Appalachian St.	0	0	0	Duke	0	0	1
Pepperdine	3	2	0	at North Carolina	2	1	0	Florida State	1	0	0
at Duke	1	3	0	at Boston College	0	0	0	Boston College	0	0	0
at Clemson	0	0	0	Maryland	4	1	0	North Carolina	0	0	0
Florida St.	2	0	0	Virginia Tech	0	0	0	Virginia Tech	0	0	0
UNC	1	1	0	North Carolina	0	0	0	Clemson	0	0	0
at Virginia Tech	0	0	0	Wake Forest	0	0	0	vs. Pacific	0	0	2
at UNC	2	2	0	at Maryland	2	2	0	vs. Marquette	0	0	0
Maryland	0	0	0	Florida State	0	4	0				
at Alabama	0	1	0	at Georgia Tech	0	0	0				
				vs. Florida State	0	1	0				
				Minnesota	0	1	0				

## Akpejori Season / Career Highs Points

Season: 4, at Florida State, 2/10/14  
Career: 8, vs. NC Central 11/19/10  
ACC: 4 (3x) last at Florida State, 2/10/14

## Rebounds

Season: 8, vs. NC State, 2/8/14  
Career: 8, vs. NC State, 2/8/14  
ACC: 8, vs. NC State, 2/8/14

## Assists

Season: 1 (2x) last at NC State, 3/1/14  
Career: 1 (5x), last at NC State, 3/1/14  
ACC: 1 (3x) last at NC State, 3/1/14

## Steals

Season: 1, at Georgia Tech, 1/18/14  
Career: 1, (10x) last at Georgia Tech, 1/18/14  
ACC: 1 (7x), last t Georgia Tech, 1/18/14

## Blocked Shots

Season: 3, at Florida State, 2/10/14  
Career: 4 (2x), last vs. UNF 11/19/11  
ACC: 3, at Florida State, 2/10/14

## Field Goals

Season: 2, at Florida State, 2/10/14  
Career: 3(2x) last vs. Tennessee Tech 11/11/11  
ACC: 2 (3x) last at Florida State, 2/10/14

## Field Goal Attempts

Season: 2 (3x) last vs. Notre Dame, 2/19/14  
Career: 4, UNF 11/19/11  
ACC: 3 (2x) last at Boston College, 1/16/13

## Free Throws

Season: 3, vs. Notre Dame, 2/19/14  
Career: 4, at Rutgers 11/21/10  
ACC: 3, vs. Notre Dame, 2/19/14

## Free Throw Attempts

Season: 4, vs. Notre Dame, 2/19/14  
Career: 4 (5x), last vs. Notre Dame, 2/19/14  
ACC: 4, vs. Notre Dame, 2/19/14

## 3-Point Field Goals

Season: --

Career: --

ACC: --

## 3-Point Field Goal Attempts

Season: --

Career: --

ACC: --

## Foul Disqualifications

Season: 1, at Florida State, 2/10/14

Career: 1, at Florida State, 2/10/14

ACC: 1, at Florida State, 2/10/14

## Minutes

Season: 27, at Virginia, 2/26/14

Career: 27, at Virginia, 2/26/14


ACC: 27, at Virginia, 2/26/14

## AKPEJIORI CAREER STATISTICS

Season	GP	GS	Min.	Avg.	FG	FGA	Pct.	3-Point FG	3-Point FGA	Pct.	Free Throws FT	Free Throws FTA	Pct.	Off.	Def.	Tot.	Avg.	PF	FO	Ast.	TO	Blk	Stl	Pts.	Scoring Pts. Avg.
2010-11	20	0	98	4.9	5	10	.500	0	0	.000	21	32	.656	13	18	31	1.6	16	0	0	5	12	2	31	1.6
2011-12	22	3	147	6.7	13	27	.481	0	0	.000	10	17	.588	21	12	33	1.5	27	0	2	7	11	4	36	1.6
2012-13	18	0	81	4.5	5	14	.357	0	0	.000	1	3	.333	6	14	20	1.1	8	0	1	3	3	3	11	0.6
2013-14	25	7	269	10.8	5	15	.333	0	0	.000	9	15	.600	16	28	44	1.8	40	1	2	7	12	1	19	0.8
TOTAL	85	10	595	7.0	28	66	.424	0	0	.000	41	67	.612	56	72	128	1.5	91	1	5	22	38	10	97	1.1

AKPEJIORI 2013-14			TOTAL			3-PTS			FREE THROWS			REBOUNDS													
Opponent	Date	GS	Min	FG	FGA	Pct	3FG	FGA	Pct	FT	FTA	Pct	Off	Def	Tot	Avg	PF	F0	A	TO	Blk	Stl	Pts	Avg	
SFB	11-08-13	5	0	0	.000	0	0	.000	0	0	.000	0	0	0	0.0	1	0	0	1	0	0	0	0.0		
TEXAS SOUTHERN	11-14-13	2	1	1	1.000	0	0	.000	0	0	.000	0	1	1	0.5	3	0	0	0	1	0	2	1.0		
UCF	11-21-13	4	0	1	.000	0	0	.000	0	0	.000	0	1	1	0.7	0	0	0	0	1	0	0	0.7		
vs Arizona State	12-01-13	5	0	0	.000	0	0	.000	0	0	.000	0	1	1	0.8	1	0	0	0	0	0	0	0.5		
at Nebraska	12-04-13	8	0	0	.000	0	0	.000	2	2	1.000	0	1	1	0.8	4	0	0	0	0	0	2	0.8		
VIRGINIA TECH	12-08-13	9	0	1	.000	0	0	.000	0	0	.000	0	2	2	1.0	2	0	0	1	0	0	0	0.7		
LOYOLA	12-30-13	8	0	0	.000	0	0	.000	0	0	.000	0	1	1	1.0	0	0	0	0	0	0	0	0.6		
at Syracuse	01-04-14	3	0	0	.000	0	0	.000	0	0	.000	1	0	1	1.0	1	0	0	1	0	0	0	0.5		
at UNC	01-08-14	2	0	0	.000	0	0	.000	0	0	.000	1	0	1	1.0	0	0	0	0	0	0	0	0.4		
at Georgia Tech	01-18-14	18	0	1	.000	0	0	.000	0	0	.000	1	1	2	1.1	2	0	0	0	0	1	0	0.4		
DUKE	01-22-14	8	0	0	.000	0	0	.000	0	0	.000	0	1	1	1.1	2	0	0	0	0	0	0	0.4		
SYRACUSE	01-25-14	7	0	0	.000	0	0	.000	0	0	.000	0	1	1	1.1	1	0	0	0	1	0	0	0.3		
at Maryland	01-29-14	5	0	0	.000	0	0	.000	0	0	.000	0	0	0	1.0	1	0	0	0	0	0	0	0.3		
PITTSBURGH	02-05-14	15	0	0	.000	0	0	.000	2	2	1.000	0	1	1	1.0	2	0	0	1	0	0	2	0.4		
NC STATE	02-08-14	22	1	2	.500	0	0	.000	1	2	.500	5	3	8	1.5	2	0	0	0	0	0	3	0.6		
at Florida State	02-10-14	*	21	2	2	1.000	0	0	.000	0	3	.000	2	1	3	1.6	5	1	0	1	3	0	4	0.8	
at Virginia Tech	02-15-14	*	21	0	1	.000	0	0	.000	1	2	.500	1	1	2	1.6	3	0	0	0	2	0	1	0.8	
NOTRE DAME	02-19-14	*	24	0	2	.000	0	0	.000	3	4	.750	0	4	4	1.7	1	0	0	0	1	0	3	0.9	
BOSTON COLLEGE	02-22-14	*	17	0	1	.000	0	0	.000	0	0	.000	1	2	3	1.8	3	0	1	1	0	0	0	0.9	
at Virginia	02-26-14	*	27	0	1	.000	0	0	.000	0	0	.000	0	4	4	1.9	3	0	0	1	1	0	0	0.9	
at NC State	03-01-14	*	9	0	0	.000	0	0	.000	0	0	.000	1	0	1	1.9	1	0	1	0	0	0	0	0.8	
at Clemson	03-04-14	5	0	0	.000	0	0	.000	0	0	.000	0	0	0	1.8	1	0	0	0	0	0	0	0.8		
WAKE FOREST	03-08-14	*	8	0	1	.000	0	0	.000	0	0	.000	0	1	1	1.7	0	0	0	0	1	0	0	0.7	
vs Virginia Tech	03-12-14	3	0	0	.000	0	0	.000	0	0	.000	0	1	1	1.7	0	0	0	0	0	0	0	0	0.7	
vs NC State	03-13-14	13	1	1	1.000	0	0	.000	0	0	.000	3	0	3	1.8	1	0	0	0	1	0	2	0.8		





# RION BROWN

Senior | Guard | 6-6 | 211

Hinesville, Ga. | Liberty County

# #15

## Brown Season / Career Highs

### Points

Season: 25 (2x) last at Maryland, 1/29/14  
Career: 25 (2x) last at Maryland, 2/19/14  
ACC: 25, at Maryland, 1/29/14

### Rebounds

Season: 11 (2x) last vs. Notre Dame, 2/19/14  
Career: 11 (2x) last vs. Notre Dame, 2/19/14  
ACC: 11, vs. Notre Dame, 2/19/14

### Assists

Season: 9, vs. Texas Southern, 11/14/13  
Career: 9, vs. Texas Southern, 11/14/13  
ACC: 5, vs. Notre Dame, 2/19/14

### Steals

Season: 3, (3x) last vs. NC State, 2/8/14  
Career: 3 (4x) last vs. NC State, 2/8/14  
ACC: 3, vs. NC State, 2/8/14

### Blocked Shots

Season: 1, (4x) last at Virginia, 2/26/14  
Career: 1, (10x) last at Virginia, 2/26/14  
ACC: 1, (5x) last at Virginia, 2/26/14

### Field Goals

Season: 9, at Clemson, 3/4/14  
Career: 9 (2x) last at Clemson, 3/4/14  
ACC: 9 (2x) last at Clemson, 3/4/14

### Field Goal Attempts

Season: 17, at Clemson, 3/4/14  
Career: 17, at Clemson, 3/4/14  
ACC: 17, at Clemson, 3/4/14

### Free Throws

Season: 12, at Maryland, 1/29/14  
Career: 12, at Maryland, 1/29/14  
ACC: 12, at Maryland, 1/29/14

### Free Throw Attempts

Season: 13, at Maryland, 1/29/14  
Career: 13, at Maryland, 1/29/14  
ACC: 13, at Maryland, 1/29/14

### 3-Point Field Goals

Season: 5 (2x) last vs. Florida State, 1/15/14  
Career: 6, vs. Maryland 3/2/11  
ACC: 6, vs. Maryland 3/2/11

### 3-Point Field Goal Attempts

Season: 12, at Virginia Tech, 2/15/14  
Career: 12, at Virginia Tech, 2/15/14  
ACC: 12, at Virginia Tech, 2/15/14

### Foul Disqualifications

Season: --  
Career: --

### Minutes

Season: 45, vs. Ga. Southern, 11/11/13  
Career: 45, vs. Ga. Southern, 11/11/13  
ACC: 41, vs. Pittsburgh, 2/5/14

- 15-straight games with double digit points, 28 overall.
- Ten games with 20+ points, eight in ACC play.
- Hit multiple threes in 17 games, and in last 11-of-15 outings.
- 4+rebounds 27 times, 7+ rebounds 13 times.
- Had two-straight double-doubles in ACC play - at VT, vs. ND.

- Very athletic and attacks the rim on offensive rebounds and lobs.
- Catch and shoot player who is finding his rhythm.
- Currently making 100 3-pointers before or after practice every day.
- Mother likes him to wear orange shoes.
- Rebounding and assist numbers are up from past seasons.
- Taking on a leadership role after being seventh man a season ago.
- Only returner from last year who started a game.
- Approach vertical: 39 | Bench: 275 | 185 test: 15
- Improved 1-step vertical from 31.5 to 35.5, 185 test from 2 to 12 reps and bench max from 205-245 junior year.
- One of four seniors not recruited by Larrañaga staff. (Akpejor, Brown, Swoope, Adams).
- Scored 21 points with five 3-pointers against Illinois to help the Canes to the NCAA Sweet 16 in 2013.
- Hit eight 3-pointers in first two games of NCAA Tournament.
- Perfect 6-6 at the line in five postseason games.
- 12 points in ACC Tournament Championship game, including six points from distance.
- Sophomore season knocked down 11 threes in four postseason games, leading team with 14.3 points in ACC Tournament and NIT combined.
- Led team in NIT with 17.0 points and 35.5 minutes per night, and was second with 6.0 rebounds in two games.
- Born Rion (Ryan) Cortez Brown Sept. 3, 1991.
- Majoring in sports administration, will graduate in May 2014.
- Also recruited by Georgia, Alabama and Virginia.
- Rated as No. 15 shooting guard by Scout, No. 47 shooting guard by ESPN and No. 61 by Rivals.
- Played AAU basketball for Worldwide Renegades.
- Son of Lisa Brown and Tico Brown, who played basketball at Georgia Tech, in the Continental Basketball Association and overseas. When he retired, Tico was the CBA's all-time leading scorer (8,538 points) and was voted to the All-Time CBA Team. Brother to Tico Brown II.

2010-11				
Opposition	P	R	A	
Jacksonville	3	2	1	
at Memphis	0	2	0	
N.C. Central	17	2	2	
at Rutgers	5	2	0	
McNeese St.	16	4	0	
at FGCU	5	0	1	
Ole Miss	3	2	1	
West Virginia	0	1	0	
Stetson	3	0	1	
UCF	0	0	0	
Oral Roberts	1	1	0	
Rice	0	1	0	
Akron	0	1	0	
Pepperdine	9	1	0	
at Duke	0	0	0	
at Clemson	1	0	0	
BC	0	0	1	
Florida St.	0	1	0	
at NC State	3	0	1	
UNC	0	1	0	
at Virginia Tech	7	3	0	
Georgia Tech	5	8	1	
Virginia	8	3	0	
at Wake Forest	0	2	2	
Duke	8	3	0	
at UNC	0	1	0	
Clemson	5	2	0	
at BC	4	1	0	
at Florida St.	3	7	1	
Maryland	19	3	3	
at Georgia Tech	3	3	3	
Virginia	9	3	0	
UNC	5	3	1	
FAU	6	1	0	
Missouri St.	7	3	2	
at Alabama	2	5	1	


2011-12				
Opposition	P	R	A	
Tennessee Tech	7	3	1	
Rutgers	0	4	1	
at Ole Miss	0	0	0	
at Purdue	3	4	0	
UMass	7	2	0	
Memphis	6	1	0	
at West Virginia	0	0	0	
vs. FAU	15	0	0	
at Charlotte	11	2	0	
Appalachian St.	15	3	0	
UNCG	6	2	1	
at Virginia	4	1	0	
at North Carolina	3	2	0	
Clemson	5	2	0	
NC State	10	4	0	
at Georgia Tech	0	1	1	
at Boston College	2	3	3	
Maryland	5	3	1	
at Duke	5	1	1	
Virginia Tech	8	3	0	
at Florida State	5	3	0	
North Carolina	5	5	1	
Wake Forest	11	6	3	
at Maryland	4	1	0	
Florida State	9	2	0	
at NC State	15	4	1	
Boston College	5	2	1	
at Georgia Tech	10	5	0	
vs. Florida State	13	5	0	
Valparaiso	18	6	1	
Minnesota	16	6	0	

2012-13				
Opposition	P	R	A	
Stetson	10	1	2	
at FGCU	1	4	3	
Jacksonville	8	7	1	
Detroit	6	5	2	
Michigan State	5	0	1	
at Massachusetts	6	0	2	
Charlotte	4	3	0	
at UCF	6	0	1	
at Hawai'i	6	1	1	
vs. Arizona	2	1	0	
vs. Indiana State	7	2	0	
La Salle	2	0	1	
at Georgia Tech	22	1	0	
at North Carolina	9	2	0	
Maryland	2	2	0	
at Boston College	3	0	1	
Duke	4	0	2	
Florida State	8	2	2	
at Virginia Tech	5	1	2	
at NC State	0	1	0	
Boston College	22	3	1	
North Carolina	11	1	1	
at Florida State	2	0	0	
at Clemson	5	2	0	
Virginia	10	4	0	
at Wake Forest	2	6	0	
Virginia Tech	3	2	0	
at Duke	3	3	0	
Georgia Tech	0	1	1	
Clemson	3	1	0	
vs. Boston College	7	1	1	
vs. NC State	0	0	0	
vs. North Carolina	12	4	3	
vs. Pacific	9	2	0	
vs. Illinois	21	5	2	
vs. Marquette	5	4	0	

## BROWN CAREER STATISTICS

Season	GP	GS	Min.	Avg.	3-Point			Free Throws			Rebounds			Scoring		
					FG	FGA	Pct.	FT	FTA	Pct.	Off.	Def.	Tot.	Avg.	Pts	Avg.
2010-11	36	5	607	16.9	51	141	.362	32	90	.356	23	33	56	2.0	157	4.4
2011-12	31	3	618	19.9	73	171	.427	41	104	.394	36	47	83	2.8	223	7.2
2012-13	36	6	800	22.2	79	215	.367	38	130	.292	35	47	82	2.0	231	6.4
2013-14	33	32	1166	35.3	174	403	.432	63	199	.317	102	135	237	7.2	513	15.5
TOTAL	136	46	3191	23.5	377	930	.405	174	523	.333	196	262	458	3.1	1124	8.3

BROWN 2013-14		Date	GS	Min	TOTAL			3-PTS			FREE THROWS			REBOUNDS				PF	FO	A	TO	Blk	Stl	Pts	Avg
Opponent					FG	FGA	Pct	3FG	FGA	Pct	FT	FTA	Pct	Off	Def	Tot	Avg								
SFB		11-08-13	*	42	3	10	.300	0	3	.000	5	6	.833	1	6	7	7.0	1	0	0	1	0	0	11	11.0
GA. SOUTHERN		11-11-13	*	45	3	13	.231	2	6	.333	7	8	.875	3	4	7	7.0	3	0	4	0	0	0	15	13.0
TEXAS SOUTHERN		11-14-13	*	34	6	12	.500	1	2	.500	0	0	.000	3	8	11	8.3	1	0	9	4	0	3	13	13.0
at Charleston		11-18-13	*	35	6	10	.600	1	2	.500	2	2	1.000	2	2	4	7.3	1	0	2	1	0	2	15	13.5
UCF		11-21-13	*	29	4	15	.267	1	8	.125	2	2	1.000	1	6	7	7.2	2	0	2	0	0	1	11	13.0
vs George Washington		11-28-13	*	34	4	12	.333	1	6	.167	7	7	1.000	3	6	9	7.5	2	0	1	0	0	1	16	13.5
at Cal State Fullerton		11-29-13	*	34	4	10	.400	0	3	.000	1	2	.500	2	6	8	7.6	2	0	2	4	0	0	9	12.9
vs Arizona State		12-01-13	*	30	3	7	.429	0	1	.000	3	5	.600	1	3	4	7.1	2	0	4	2	0	0	9	12.4
at Nebraska		12-04-13	*	32	8	14	.571	5	11	.455	4	6	.667	0	2	2	6.6	4	0	3	2	0	1	25	13.8
VIRGINIA TECH		12-08-13	*	38	4	15	.267	1	5	.200	0	0	.000	2	2	4	6.3	2	0	2	0	0	1	9	13.3
at Savannah State		12-19-13	*	37	5	11	.455	1	5	.200	2	2	1.000	1	2	3	6.0	1	0	5	2	1	2	13	13.3
LA SALLE		12-22-13	*	33	6	12	.500	1	5	.200	4	6	.667	4	5	9	6.3	0	0	4	2	0	1	17	13.6
LOYOLA		12-30-13	*	27	6	11	.545	4	6	.667	1	2	.500	2	7	9	6.5	2	0	1	2	0	3	17	13.8
at Syracuse		01-04-14	*	35	3	9	.333	1	4	.250	0	0	.000	0	4	4	6.3	1	0	4	2	0	0	7	13.4
at UNC		01-08-14	*	31	7	14	.500	2	6	.333	3	6	.500	1	9	10	6.5	4	0	0	1	1	0	19	13.7
FLORIDA STATE		01-15-14	*	34	8	16	.500	5	9	.556	0	0	.000	1	3	4	6.4	2	0	0	0	0	1	21	14.2
at Georgia Tech		01-18-14	*	36	5	9	.556	2	5	.400	0	0	.000	1	5	6	6.4	0	0	0	2	0	0	12	14.1
DUKE		01-22-14	*	27	1	6	.167	0	3	.000	0	0	.000	1	2	3	6.2	3	0	0	0	0	1	2	13.4
SYRACUSE		01-25-14	*	38	5	9	.556	3	5	.600	0	0	.000	2	6	8	6.3	2	0	2	1	0	1	13	13.4
at Maryland		01-29-14	*	31	5	8	.625	3	5	.600	12	13	.923	0	5	5	6.2	3	0	2	0	0	1	25	14.0
NORFOLK STATE		02-01-14	*	39	5	13	.385	3	10	.300	2	2	1.000	1	6	7	6.2	1	0	3	4	0	1	15	14.0
PITTSBURGH		02-05-14	*	41	7	14	.500	4	9	.444	3	5	.600	1	3	4	6.1	1	0	3	2	0	0	21	14.3
NC STATE		02-08-14	*	37	5	14	.357	3	10	.300	7	8	.875	3	2	5	6.1	2	0	0	3	0	3	20	14.6
at Florida State		02-10-14	*	33	3	11	.273	2	8	.250	6	8	.750	0	5	5	6.0	1	0	1	0	1	0	14	14.5
at Virginia Tech		02-15-14	*	37	4	16	.250	3	12	.250	1	2	.500	4	6	10	6.2	3	0	1	2	0	0	12	14.4
NOTRE DAME		02-19-14	*	35	6	13	.462	3	7	.429	6	6	1.000	3	8	11	6.4	1	0	5	3	0	0	21	14.7
BOSTON COLLEGE		02-22-14	*	32	8	14	.571	4	7	.571	2	2	1.000	0	5	5	6.3	3	0	2	0	0	1	22	15.0
at Virginia		02-26-14	*	39	5	12	.417	0	4	.000	2	6	.333	0	3	3	6.2	1	0	1	1	1	0	12	14.9
at NC State		03-01-14	*	37	7	13	.538	1	4	.250	5	8	.625	1	4	5	6.2	2	0	2	1	0	1	20	15.0
at Clemson		03-04-14	*	40	9	17	.529	1	5	.200	2	4	.500	0	2	2	6.0	4	0	3	1	0	0	21	15.2
WAKE FOREST		03-08-14	*	39	8	15	.533	2	8	.250	1	3	.333	1	2	3	5.9	0	0	3	2	0	0	19	15.4
vs Virginia Tech		03-12-14	*	36	3	13	.231	2	10	.200	7	8	.875	1	4	5	5.9	1	0	4	2	0	1	15	15.3
vs NC State		03-13-14	*	39	8	15	.533	1	5	.200	5	6	.833	1	3	4	5.8	4	0	1	4	0	1	22	15.5



# TONYE JEKIRI

Sophomore | Center | 7-0 | 235

# #23

Hialeah, Fla. | Champagnat Catholic School

## Jekiri Season / Career Highs

### Points

Season: 15, at Florida State, 2/10/14  
Career: 15, at Florida State, 2/10/14  
ACC: 15, at Florida State, 2/10/14

### Rebounds

Season: 13, at NC State, 3/1/14  
Career: 13, at NC State, 3/1/14  
ACC: 13, at NC State, 3/1/14

### Assists

Season: 4, vs. Syracuse, 1/25/14  
Career: 4, vs. Syracuse, 1/25/14  
ACC: 4, vs. Syracuse, 1/25/14

### Steals

Season: 2 (6x) last at NC State, 3/1/14  
Career: 2 (6x) last at NC State, 3/1/14  
ACC: 2 (5x) last at NC State, 3/1/14

### Blocked Shots

Season: 3 (2x) last vs. Wake Forest, 3/8/14  
Career: 3 (2x) last vs. Wake Forest, 3/8/14  
ACC: 3 (2x) last vs. Wake Forest, 3/8/14

### Field Goals

Season: 5 (2x) last at NC State, 3/1/14  
Career: 5 (2x) last at NC State, 3/1/14  
ACC: 5 (2x) last at NC State, 3/1/14

### Field Goal Attempts

Season: 7 (5x) last at NC State, 3/1/14  
Career: 7 (5x) last at NC State, 3/1/14  
ACC: 7 (3x) last at NC State, 3/1/14

### Free Throws

Season: 5, at Florida State, 2/10/14  
Career: 5, at Florida State, 2/10/14  
ACC: 5, at Florida State, 2/10/14

### Free Throw Attempts

Season: 7, at Florida State, 2/10/14  
Career: 7, at Florida State, 2/10/14  
ACC: 7, at Florida State, 2/10/14

### 3-Point Field Goals

Season: --

Career: --

ACC: --

### 3-Point Field Goal Attempts

Season: --

Career: --

ACC: --

### Foul Disqualifications

Season: 5, last at NC State, 3/1/14  
Career: 4, last at Georgia Tech, 1/18/14  
ACC: 4, last at NC State, 3/1/14

### Minutes

Season: 37, vs. Virginia Tech, 3/12/14  
Career: 37, vs. Virginia Tech, 3/12/14  
ACC: 35, at Maryland, 1/29/14


- First career double-double was 14 points, 13 rebounds at NC State (3/1).
- 6+ rebounds in eight of last 10 outings, twice had 12+ in those 10 games.
- 4+ rebounds 23 times, 14 times in ACC play.
- Scored 4+ points in 17 outings, seven times in ACC play.
- 20+ minutes per game 22 times.
- Has only played basketball for four years after moving from Nigeria to South Florida in September 2010 to begin hoops career. Previously played soccer.
- Gained 25 pounds from a season ago, drinking protein shakes, and eating chicken and rice dishes.
- Averaged 3.3 points, 3.3 rebounds, 0.7 blocks and 10.3 minutes in three 2013 NCAA tournament games.
- Saints fan because of former Hurricane Jimmy Graham.
- Terrific learner who picks up concepts quickly.
- Good passer for his size.
- Developing his offensive game.
- Can play with back to basket or step out for a 10-12-foot shot.
- Runs the floor like a guard and has unstoppable motor.
- Only scholarship sophomore on the team, second Florida recruit in Larrañaga era.
- One of eight players on the team recruited by Larrañaga staff.
- Acclimated himself well from Nigeria to U.S. culture.
- Chose jersey number 23 because July 23 is birthday.
- Approach vertical: 37.
- Born Tonye [TAHN-yay] Frank Jekiri [Ja-KEER-EE] July 23, 1994 in Port Harcourt, Nigeria. Son of Emilinia and Frank. Brother to Tammie, Omiebi and Boma.
- Majoring in sports administration.
- Chose Miami over considerations from Virginia Tech, Clemson, Florida State, Auburn, Vanderbilt and Alabama.
- Rated 17th-best center in country by ESPN.com and No. 13 by Scout.com.
- Averaged 20 points, 12 rebounds and 5 blocks per game as a senior.
- On AAU circuit, played for Team Breakdown.

2012-13			
Opposition	P	R	A
at FGCU	1	2	0
Jacksonville	0	0	0
Michigan State	0	2	0
at Massachusetts	0	0	0
Charlotte	0	0	0
at UCF	3	2	0
at Hawai'i	1	0	0
vs. Arizona	0	2	0
vs. Indiana State	0	0	0
La Salle	0	1	0
at Georgia Tech	2	2	0
at North Carolina	0	1	0
Maryland	2	4	0
at Boston College	0	1	1
Duke	2	2	0
Florida State	4	2	0
at Virginia Tech	2	1	0
at NC State	0	2	1
Boston College	2	4	0
North Carolina	2	2	0
at Florida State	2	2	0
at Clemson	0	0	0
Virginia	2	0	0
at Wake Forest	2	3	0
Virginia Tech	4	2	0
at Duke	2	0	0
Georgia Tech	0	0	0
Clemson	2	3	0
vs. Boston College	0	1	0
vs. NC State	2	3	0
vs. North Carolina	1	1	0
vs. Pacific	6	5	0
vs. Illinois	4	2	1
vs. Marquette	0	3	0

## JEKIRI CAREER STATISTICS

Season	GP	GS	Min.	Avg.	3-Point			Free Throws			Rebounds			Scoring		
					FG	FGA	Pct.	FT	FTA	Pct.	Off.	Def.	Tot.	Avg.	Pts	Avg.
2012-13	34	0	235	6.9	18	35	.514	0	0	.000	11	28	55	1.6	35	0
2013-14	33	16	705	21.4	57	125	.456	0	0	.000	25	43	180	5.5	87	5
TOTAL	67	16	940	14.0	75	160	.469	0	0	.000	36	63	235	3.5	122	5

JEKIRI 2013-14			TOTAL			3-PTS			FREE THROWS			REBOUNDS												
Opponent	Date	GS	Min	FG	FGA	Pct	3FG	FGA	Pct	FT	FTA	Pct	Off	Def	Tot	Avg	PF	FO	A	TO	Blk	Stl	Pts	Avg
SFB	11-08-13	*	23	2	7	.286	0	0	.000	2	2	1.000	1	8	9	9.0	5	1	1	2	1	0	6	6.0
GA. SOUTHERN	11-11-13	*	9	1	4	.250	0	0	.000	0	0	.000	1	0	1	5.0	2	0	0	2	0	0	2	4.0
TEXAS SOUTHERN	11-14-13	*	12	2	6	.333	0	0	.000	0	0	.000	2	2	4	4.7	1	0	0	1	0	0	4	4.0
at Charleston	11-18-13		16	3	4	.750	0	0	.000	0	0	.000	2	1	3	4.3	3	0	0	0	1	0	6	4.5
UCF	11-21-13		17	1	3	.333	0	0	.000	0	0	.000	0	3	3	4.0	3	0	0	0	0	1	2	4.0
vs George Washington	11-28-13	*	21	1	3	.333	0	0	.000	0	0	.000	0	1	1	3.5	0	0	1	1	1	1	2	3.7
at Cal State Fullerton	11-29-13		20	2	3	.667	0	0	.000	0	0	.000	0	4	4	3.6	3	0	0	2	0	0	4	3.7
vs Arizona State	12-01-13		10	0	3	.000	0	0	.000	0	0	.000	2	1	3	3.5	1	0	0	0	0	0	0	3.3
at Nebraska	12-04-13		21	1	2	.500	0	0	.000	0	0	.000	2	5	7	3.9	2	0	1	0	1	0	2	3.1
VIRGINIA TECH	12-08-13		21	1	5	.200	0	0	.000	0	0	.000	3	4	7	4.2	0	0	0	0	1	0	2	3.0
at Savannah State	12-19-13		14	2	2	1.000	0	0	.000	0	0	.000	0	1	1	3.9	2	0	1	3	1	1	4	3.1
LA SALLE	12-22-13		25	4	7	.571	0	0	.000	1	2	.500	2	5	7	4.2	3	0	0	0	1	2	9	3.6
LOYOLA	12-30-13		23	4	5	.800	0	0	.000	2	4	.500	1	3	4	4.2	5	1	2	1	2	1	10	4.1
at Syracuse	01-04-14		18	2	5	.400	0	0	.000	1	2	.500	2	1	3	4.1	2	0	2	0	1	1	5	4.1
at UNC	01-08-14		27	1	4	.250	0	0	.000	0	0	.000	3	7	10	4.5	4	0	1	3	3	2	2	4.0
FLORIDA STATE	01-15-14	*	20	1	3	.333	0	0	.000	0	0	.000	3	4	7	4.6	5	1	1	0	0	0	2	3.9
at Georgia Tech	01-18-14	*	16	0	1	.000	0	0	.000	0	0	.000	0	3	3	4.5	5	1	0	2	1	0	0	3.6
DUKE	01-22-14	*	26	4	7	.571	0	0	.000	0	1	.000	3	6	9	4.8	1	0	0	1	1	1	8	3.9
SYRACUSE	01-25-14	*	27	1	4	.250	0	0	.000	1	4	.250	3	2	5	4.8	4	0	4	0	0	0	3	3.8
at Maryland	01-29-14	*	35	0	3	.000	0	0	.000	0	0	.000	3	3	6	4.9	2	0	0	3	1	0	0	3.7
NORFOLK STATE	02-01-14	*	23	2	3	.667	0	0	.000	0	0	.000	1	1	2	4.7	2	0	1	1	1	0	4	3.7
PITTSBURGH	02-05-14	*	20	1	3	.333	0	0	.000	1	2	.500	3	1	4	4.7	4	0	0	0	0	2	3	3.6
NC STATE	02-08-14	*	18	0	2	.000	0	0	.000	0	0	.000	1	3	4	4.7	1	0	0	0	0	0	0	3.5
at Florida State	02-10-14		26	5	6	.833	0	0	.000	5	7	.714	2	4	6	4.7	3	0	0	2	2	1	15	4.0
at Virginia Tech	02-15-14		11	0	0	.000	0	0	.000	0	2	.000	0	3	3	4.6	1	0	0	0	0	0	0	3.8
NOTRE DAME	02-19-14		15	1	3	.333	0	0	.000	0	0	.000	2	4	6	4.7	2	0	2	1	1	2	2	3.7
BOSTON COLLEGE	02-22-14		18	2	7	.286	0	0	.000	1	2	.500	4	3	7	4.8	0	0	1	0	1	2	5	3.8
at Virginia	02-26-14		22	1	3	.333	0	0	.000	2	4	.500	4	2	6	4.8	4	0	0	1	0	0	4	3.8
at NC State	03-01-14	*	34	5	7	.714	0	0	.000	4	5	.800	6	7	13	5.1	5	1	0	1	1	2	14	4.1
at Clemson	03-04-14	*	23	1	1	1.000	0	0	.000	0	0	.000	0	2	2	5.0	4	0	0	0	0	1	2	4.1
WAKE FOREST	03-08-14		28	3	4	.750	0	0	.000	0	0	.000	4	5	9	5.1	3	0	1	0	3	1	6	4.1
vs Virginia Tech	03-12-14	*	37	1	2	.500	0	0	.000	3	4	.750	4	8	12	5.3	2	0	2	1	2	0	5	4.2
vs NC State	03-13-14	*	29	2	3	.667	0	0	.000	2	2	1.000	3	6	9	5.5	3	0	1	3	2	0	6	4.2



# JAMES KELLY

Junior | Forward | 6-7 | 246

# #35

Ann Arbor, Mich. | Owens CC | Pioneer HS

## Kelly Season Highs

### Points

Season: 18, at Charleston, 11/18/13  
ACC: 12, vs. Virginia Tech, 12/8/13

### Rebounds

Season: 9, vs. Virginia Tech, 12/8/13  
ACC: 9, vs. Virginia Tech, 12/8/13

### Assists

Season: 2 (2x) last vs. Texas Southern, 11/14/13  
ACC: 1 (4x) last at Clemson, 3/4/14

### Steals

Season: 2 (2x) last at Charleston, 11/18/13  
ACC: 1 (4x) last at Virginia Tech, 2/15/14

### Blocked Shots

Season: 2, at Cal State Fullerton, 11/29/13  
ACC: 1 (2x) last vs. Duke, 1/22/14

### Field Goals

Season: 7, vs. Texas Southern, 11/14/13  
ACC: 5, vs. Virginia Tech, 12/8/13

### Field Goal Attempts

Season: 14, vs. Virginia Tech, 12/8/13  
ACC: 14, vs. Virginia Tech, 12/8/13

### Free Throws

Season: 3 (3x) last vs. Duke, 1/22/14  
ACC: 3, vs. Duke, 1/22/14

### Free Throw Attempts

Season: 4 (3x) last vs. Duke, 1/22/14  
ACC: 4, vs. Duke, 1/22/14

### 3-Point Field Goals

Season: 3 (3x) last at Virginia Tech, 2/15/14  
ACC: 3, at Virginia Tech, 2/15/14

### 3-Point Field Goal Attempts

Season: 5, at Virginia Tech, 2/15/14  
ACC: 5, at Virginia Tech, 2/15/14

### Foul Disqualifications

Season: --  
ACC: --

### Minutes

Season: 35, vs. Arizona State, 12/1/13  
ACC: 31, vs. Virginia Tech, 12/8/13


- Prior to game vs. ND, was suspended indefinitely for violating team rules. Reinstated for game at NC State (3/1).
- Missed games against Maryland and Norfolk State due to lower extremity injury.
- Grabbed a rebound in all but two games.
- Played 20+ minutes 14 times.
- Began playing organized basketball junior year of high school after four-inch growth spurt.
- Good touch, very explosive and athletic.
- Catch and shoot from three and midrange.
- Inside-out talent.
- Spending more and more time in the gym to learn the game.
- Came to UM without visiting campus. Impressed by coaching staff's care for his schoolwork and off-the-court life.
- Increased bench 235 to 315 in four months, after never lifting weights before.
- Approach vertical: 37.5 | Bench max: 315
- Teammates compare him to former Cane DeQuan Jones for his personality and athleticism.
- Suite/roommates with Manu Lecomte, Davon Reed and Dre Burnett.
- One of eight players on the team recruited by Larrañaga staff.
- Averaged 17.9 points, 10.0 rebounds, 1.0 assist, 1.5 steals and 1.5 blocks per game in two seasons at Owens. Totaled 1,219 points, 678 rebounds, 105 blocks, 104 steals and 70 assists. First player in program history to record 1,000 points, 600 rebounds, 100 steals and 100 blocks in his career. 38 career double-doubles.
- Led the Ohio Community College Athletic Conference (OCCAC) in scoring (21.1 ppg) and rebounding (11.4 rpg), third in blocks (1.6bpg) and fourth in steals (2.3spg).
- NJCAA D-II Second Team All-American as a sophomore.
- Played in NJCAA Division II tournament semifinals.
- Born James Leo Kelly August 12, 1993. Son of Darlene Ison and Desi Kelly. Brother to Desi Kelly, Jr.
- Majoring in liberal arts.
- Recruited by Michigan State, New Mexico, West Virginia and Clemson.
- Played AAU for the Michigan Warriors.

## KELLY CAREER STATISTICS

Season	GP	GS	Min.	Avg.	FG	FGA	Pct.	3-Point FG	3-Point FGA	Pct.	Free Throws FT	Free Throws FTA	Pct.	Off.	Def.	Tot.	Avg.	PF	FO	Ast.	TO	Blk	Stl	Pts	Scoring Avg.
2013-14	27	11	482	17.9	65	134	.485	15	37	.405	18	27	.667	26	75	101	3.7	42	0	15	18	11	11	163	6.0

KELLY 2013-14			TOTAL			3-PTS			FREE THROWS			REBOUNDS													
Opponent	Date	GS	Min	FG	FGA	Pct	3FG	FGA	Pct	FT	FTA	Pct	Off	Def	Tot	Avg	PF	F0	A	TO	Blk	Stl	Pts	Avg	
SFB	11-08-13	5	0	0	.000	0	0	.000	0	0	.000	3	1	4	4.0	2	0	0	2	0	0	0	0.0		
GA. SOUTHERN	11-11-13	20	5	8	.625	0	1	.000	0	0	.000	2	0	2	3.0	2	0	2	0	0	1	10	5.0		
TEXAS SOUTHERN	11-14-13	28	7	11	.636	3	4	.750	0	0	.000	1	6	7	4.3	3	0	2	1	0	2	17	9.0		
at Charleston	11-18-13	*	33	6	9	.667	3	3	1.000	3	4	.750	0	4	4	4.3	2	0	1	0	1	2	18	11.3	
UCF	11-21-13	*	16	1	4	.250	0	2	.000	0	0	.000	2	2	4	4.2	3	0	1	1	1	0	2	9.4	
vs George Washington	11-28-13		28	5	9	.556	0	0	.000	1	2	.500	2	4	6	4.5	2	0	0	0	1	0	11	9.7	
at Cal State Fullerton	11-29-13	*	24	4	7	.571	1	2	.500	1	2	.500	1	6	7	4.9	3	0	1	0	2	0	10	9.7	
vs Arizona State	12-01-13	*	35	4	7	.571	0	2	.000	3	4	.750	0	6	6	5.0	3	0	1	1	1	0	11	9.9	
at Nebraska	12-04-13	*	28	1	4	.250	0	2	.000	0	0	.000	0	5	5	5.0	0	0	0	1	1	0	2	9.0	
VIRGINIA TECH	12-08-13	*	31	5	14	.357	0	1	.000	2	2	1.000	3	6	9	5.4	4	0	0	2	0	1	12	9.3	
at Savannah State	12-19-13	*	26	3	5	.600	0	1	.000	0	1	.000	2	6	8	5.6	0	0	1	2	0	1	6	9.0	
LA SALLE	12-22-13	*	20	4	7	.571	1	1	1.000	1	2	.500	0	3	3	5.4	1	0	0	2	1	1	10	9.1	
LOYOLA	12-30-13	*	29	5	8	.625	1	1	1.000	0	0	.000	2	4	6	5.5	2	0	1	0	1	0	11	9.2	
at Syracuse	01-04-14	*	28	4	5	.800	0	1	.000	0	0	.000	1	2	3	5.3	1	0	1	2	0	0	8	9.1	
at UNC	01-08-14	*	10	0	1	.000	0	1	.000	1	2	.500	0	1	1	5.0	2	0	0	0	1	1	1	8.6	
FLORIDA STATE	01-15-14		18	1	5	.200	1	3	.333	1	2	.500	3	1	4	4.9	2	0	0	1	0	1	4	8.3	
at Georgia Tech	01-18-14		3	0	0	.000	0	0	.000	0	0	.000	0	0	0	4.6	1	0	0	0	0	0	0	7.8	
DUKE	01-22-14		16	2	4	.500	1	2	.500	3	4	.750	0	2	2	4.5	1	0	0	1	1	0	8	7.8	
SYRACUSE	01-25-14		25	2	6	.333	0	0	.000	2	2	1.000	0	3	3	4.4	3	0	1	0	0	0	6	7.7	
PITTSBURGH	02-05-14		1	0	1	.000	0	1	.000	0	0	.000	0	1	1	4.3	0	0	0	0	0	0	0	7.4	
NC STATE	02-08-14		6	1	2	.500	0	0	.000	0	0	.000	1	1	2	4.1	0	0	0	1	0	0	2	7.1	
at Florida State	02-10-14		3	1	1	1.000	1	1	1.000	0	0	.000	0	0	0	4.0	0	0	0	0	0	0	3	6.9	
at Virginia Tech	02-15-14		21	3	8	.375	3	5	.600	0	0	.000	1	4	5	4.0	3	0	1	0	0	1	9	7.0	
at Clemson	03-04-14		9	1	4	.250	0	1	.000	0	0	.000	1	1	2	3.9	1	0	1	0	0	0	2	6.8	
WAKE FOREST	03-08-14		9	0	3	.000	0	1	.000	0	0	.000	1	3	4	3.9	1	0	0	0	0	0	0	6.5	
vs Virginia Tech	03-12-14		7	0	1	.000	0	1	.000	0	0	.000	0	2	2	3.8	0	0	1	0	0	0	0	6.3	
vs NC State	03-13-14		3	0	0	.000	0	0	.000	0	0	.000	0	1	1	3.7	0	0	0	1	0	0	0	6.0	





# DONNAVAN KIRK #22

Graduate | Forward | 6-9 | 228

Pontiac, Mich. | DePaul | Detroit Country Day HS

## All-ACC Academic Team

- Did not play in ACC Tournament due to lower left extremity injury sustained in practice March 11.
- 10+ rebounds four times.
- Multiple blocks in 13 games.

• Played 17 games at Miami before transferring to DePaul for redshirt sophomore season. Returned to Miami for graduate school after playing two full seasons for Blue Demons.

- Lean but strong athlete who benches 305 pounds.
- Approach vertical: 37.5 | Bench max: 305 | 185 test: 19
- Ability to score in and out, hitting shots from long range or in the paint.
- Exceptional shot-blocking timing.
- Very good student, earned B.S. in marketing with an emphasis in sales leadership from DePaul. Currently working on masters in community & social change at Miami.
- Block to foul ratio is notable.
- Nationally ranked in blocks after posting 50 blocks for DePaul a season ago.
- One of eight players on the team recruited by Larrañaga staff.
- Roommate with Garrius Adams both in 2009 and now.
- 12th in DePaul history with 82 blocked shots in a Blue Demon uniform.
- Played in just four games as a true freshman at Miami due to back injury. Earned the team's "Iron Man Award", in recognition of the UM men's basketball player who has exhibited dedication in the classroom, locker room and weight room.
- Participated in the 2009 Academic All-American Classic, featuring the country's top basketball players that also excelled in the classroom.
- Played AAU basketball for The Family.
- Recruited out of high school by Michigan State, USF and USC.
- Born Donnavan Lewis Kirk July 22, 1991. Son of Eric Kirk and Tanya Orr. Brother, Eric Jr. and two sisters, Paige and Bria.

## Kirk Season / Career Highs

### Points

Season: 21, vs. Florida State, 1/15/14  
Career: 21, vs. Florida State, 1/15/14  
ACC: 21, vs. Florida State, 1/15/14

### Rebounds

Season: 11, (2x) last vs. Virginia Tech, 12/8/13  
Career: 11 (2x) last vs. Virginia Tech, 12/8/13  
ACC: 11, vs. Virginia Tech, 12/8/13

### Assists

Season: 2, vs. UCF, 11/21/13  
Career: 2 (2x) last vs. UCF, 11/21/13  
ACC: 1 (2x) last vs. Pittsburgh, 2/5/14

### Steals

Season: 2 (2x) last at Maryland, 1/29/14  
Career: 2 (9x), last at Maryland, 1/29/14  
ACC: 2, at Maryland, 1/29/14

### Blocked Shots

Season: 4 (4x) last vs. Florida State, 1/15/14  
Career: 8, vs. Providence 2/25/12  
ACC: 4 (2x) vs. Florida State, 1/15/14

### Field Goals

Season: 9, vs. Florida State, 1/15/14  
Career: 9, vs. Florida State, 1/15/14  
ACC: 9, vs. Florida State, 1/15/14

### Field Goal Attempts

Season: 13, vs. Ga. Southern, 11/11/13  
Career: 13 (2x) last vs. Ga. Southern, 11/11/13  
ACC: 12, vs. Florida State, 1/15/14

### Free Throws

Season: 6, vs. Norfolk State, 2/1/14  
Career: 6, vs. Norfolk State, 2/1/14  
ACC: 3, at Georgia Tech, 1/18/14

### Free Throw Attempts

Season: 8, vs. Norfolk State, 2/3/14  
Career: 8, vs. Norfolk State, 2/3/14  
ACC: 4 (2x) last at Maryland, 1/29/14

### 3-Point Field Goals

Season: 3, vs. Florida State, 1/15/14  
Career: 3, vs. Florida State, 1/15/14  
ACC: 3, vs. Florida State, 1/15/14

### 3-Point Field Goal Attempts

Season: 4 (2x) last at Maryland, 1/29/14  
Career: 4 (2x) last at Maryland, 1/29/14  
ACC: 4 (2x) last at Maryland, 1/29/14

### Foul Disqualifications

Season: 1, at North Carolina, 1/8/14  
Career: 4, last vs. Providence 1/5/13  
ACC: 1, at North Carolina, 1/8/14

### Minutes

Season: 39, vs. GWU, 11/28/13  
Career: 39 (2x) last vs. GWU, 11/28/13  
ACC: 37, at Maryland, 1/29/14

## KIRK MIAMI CAREER STATISTICS

Season	GP	GS	Min.	Avg.	FG	FGA	Pct.	3-Point	Free Throws	Rebounds	PF	FO	Ast.	TO	Blk	Stl	Scoring
								FG	FTA	Def.							Pts.
2009-10	4	0	26	6.5	4	7	.571	0	2	5	2	0	3	0	2	10	2.5
2010-11	13	3	124	9.5	13	32	.406	0	10	14	18	0	14	4	2	35	2.7
2013-14	30	28	800	26.7	93	204	.456	12	58	85	60	1	37	46	11	233	7.8
<b>TOTAL</b>	<b>47</b>	<b>31</b>	<b>950</b>	<b>20.2</b>	<b>110</b>	<b>243</b>	<b>.453</b>	<b>12</b>	<b>70</b>	<b>104</b>	<b>82</b>	<b>1</b>	<b>54</b>	<b>50</b>	<b>15</b>	<b>278</b>	<b>5.9</b>


## DEPAUL STATS

Season	GP	GS	Min.	Avg.	FG	FGA	Pct.	3-Point	Free Throws	Rebounds	PF	FO	Ast.	TO	Blk	Stl	Scoring
								FG	FTA	Def.							Pts.
2011-12	23	4	415	18.0	32	73	.438	3	14	31	60	3	11	32	10	81	3.5
2012-13	31	28	810	26.1	93	205	.454	12	35	67	62	1	39	46	11	233	7.5
<b>TOTAL</b>	<b>48</b>	<b>31</b>	<b>960</b>	<b>20.0</b>	<b>110</b>	<b>244</b>	<b>.451</b>	<b>12</b>	<b>46</b>	<b>78</b>	<b>82</b>	<b>1</b>	<b>56</b>	<b>50</b>	<b>15</b>	<b>278</b>	<b>5.8</b>

## KIRK 2013-14

Opponent	Date	GS	Min	FG	FGA	Pct	3FG	FGA	Pct	FT	FTA	Pct	Off	Def	Tot	Avg	PF	FO	A	TO	Blk	Stl	Pts	Avg
SFB	11-08-13	*	35	6	8	.750	0	1	.000	4	6	.667	7	3	10	10.0	3	0	0	4	2	1	16	16.0
GA. SOUTHERN	11-11-13	*	36	7	13	.538	1	2	.500	3	3	1.000	5	5	10	10.0	1	0	0	1	3	1	18	17.0
TEXAS SOUTHERN	11-14-13	*	30	7	12	.583	0	2	.000	1	1	1.000	2	1	3	7.7	3	0	1	0	3	2	15	16.3
at Charleston	11-18-13	*	29	4	8	.500	1	1	1.000	0	0	.000	3	6	9	8.0	1	0	0	3	2	0	9	14.5
UCF	11-21-13	*	33	3	8	.375	0	2	.000	0	2	.000	1	4	5	7.4	1	0	2	0	1	1	6	12.8
vs George Washington	11-28-13	*	39	3	8	.375	0	0	.000	0	0	.000	2	9	11	8.0	2	0	0	2	4	0	6	11.7
at Cal State Fullerton	11-29-13	*	27	2	4	.500	0	0	.000	1	2	.500	2	0	2	7.1	3	0	0	2	1	0	5	10.7
vs Arizona State	12-01-13	*	28	3	9	.333	0	0	.000	1	1	1.000	2	1	3	6.6	2	0	0	2	2	0	7	10.3
at Nebraska	12-04-13	*	18	0	4	.000	0	1	.000	1	2	.500	1	3	4	6.3	4	0	0	1	1	1	1	9.2
VIRGINIA TECH	12-08-13	*	29	2	7	.286	0	1	.000	2	4	.500	4	7	11	6.8	1	0	0	3	2	0	6	8.9
at Savannah State	12-19-13	*	36	6	10	.600	1	1	1.000	2	3	.667	5	4	9	7.0	3	0	0	2	3	0	15	9.5
LA SALLE	12-22-13	*	35	4	9	.444	0	2	.000	1	2	.500	4	5	9	7.2	2	0	0	1	4	0	9	9.4
LOYOLA	12-30-13	*	17	5	9	.556	0	0	.000	2	5	.400	5	4	9	7.3	2	0	0	0	0	0	12	9.6
at Syracuse	01-04-14	*	30	1	3	.333	0	0	.000	0	0	.000	2	2	4	7.1	3	0	1	3	4	0	2	9.1
at UNC	01-08-14	*	20	3	5	.600	1	3	.333	0	0	.000	1	2	3	6.8	5	1	0	0	1	0	7	8.9
FLORIDA STATE	01-15-14	*	34	9	12	.750	3	4	.750	0	2	.000	4	1	5	6.7	4	0	0	1	4	1	21	9.7
at Georgia Tech	01-18-14	*	35	5	6	.833	1	2	.500	3	3	1.000	2	5	7	6.7	1	0	0	2	0	0	14	9.9
DUKE	01-22-14	*	29	5	11	.455	1	3	.333	0	0	.000	1	0	1	6.4	2	0	0	1	0	0	11	10.0
SYRACUSE	01-25-14	*	20	1	5	.200	0	1	.000	1	2	.500	0	1	1	6.1	2	0	0	1	1	0	3	9.6
at Maryland	01-29-14	*	37	3	8	.375	1	4	.250	2	4	.500	3	6	9	6.3	2	0	0	1	2	2	9	9.6
NORFOLK STATE	02-01-14	*	35	2	8	.250	0	2	.000	6	8	.750	1	6	7	6.3	1	0	0	0	3	1	10	9.6
PITTSBURGH	02-05-14	*	22	0	4	.000	0	1	.000	0	0	.000	0	2	2	6.1	1	0	1	1	1	1	0	9.2
NC STATE	02-08-14	*	16	0	6	.000	0	1	.000	1	2	.500	2	1	3	6.0	1	0	0	1	0	0	1	8.8
at Florida State	02-10-14	*	28	6	7	.857	2	2	1.000	2	2	1.000	0	1	1	5.8	3	0	0	1	1	0	16	9.1
at Virginia Tech	02-15-14	*	26	0	3	.000	0	3	.000	1	2	.500	3	3	6	5.8	1	0	0	0	0	0	1	8.8
NOTRE DAME	02-19-14	*	20	2	3	.667	0	0	.000	0	0	.000	1	0	1	5.6	1	0	0	0	0	0	4	8.6
BOSTON COLLEGE	02-22-14	*	16	2	6	.333	0	0	.000	1	2	.500	1	0	1	5.4	0	0	0	0	0	0	5	8.5
at Virginia	02-26-14	*	19	2	7	.286	0	1	.000	0	0	.000	2	1	3	5.3	3	0	0	2	0	0	4	8.3
at NC State	03-01-14	*	7	0	0	.000	0	0	.000	0	0	.000	0	0	0	5.1	1	0	0	1	0	0	0	8.0
at Clemson	03-04-14	*	14	0	1	.000	0	0	.000	0	0	.000	1	2	3	5.1	1	0	0	1	1	0	0	7.8
WAKE FOREST	03-08-14	*	10	0	1	.000	0	0	.000	0	0	.000	0	2	2	5.0	2	0	0	2	0	0	0	7.5





# MANU LECOMTE #20

Freshman | Guard | 5-11 | 159

Brussels, Belgium | Athene des Pagodes

- An assist in all but four games. Multiple assists 21 times and 4+ seven times.
- Hit multiple 3-pointers in eight games.
- Grabbed 4+ rebounds nine times.
- Team's only pure point guard. Can shoot the three or pull up for jumpers.
- Played as an amateur at the pro level in Belgium since he was 16.
- Head coach Larrañaga and assistant coach Michael Huger both played pro ball in Belgium.
- Young collegiate player, turning 18 in August of his freshman year at Miami.
- Very good shooter who averages in upper 60s in five minutes of threes drill.
- Adjusted well to American culture and has acclimated himself well to Miami.
- Did not visit campus before attending UM.
- Improved strength in short amount of time.
- Approach vertical: 35.5 | Bench max: 245 | 185 test: 11
- Very professional about his game, wants to improve, spends a lot of time working at it.
- One of eight players on the team recruited by Larrañaga staff
- Suite/roommates with James Kelly, Davon Reed and Dre Burnett.
- Born Emmanuel Lecomte [la-conn-t] Aug. 16, 1995. Goes by Manu [man-ew].
- Son of Philippe and Marie. Brother to Christina.
- First language is French. Mother is Cameroonian and father is Belgian.
- Played for second division Mons-Hainant Belfius in Belgium where he averaged 12.4 points, 2.8 rebounds, and 3.2 assists per game
- Majoring in economics.
- Competed in Belgium's U16, U18 and U20 championships, most recently playing in the U18 European Championship, where he led his country in scoring with 12.0 ppg and 2.9 assists in eight outings.
- Also recruited by Gonzaga, Creighton and UAB.

## Lecomte Season Highs

### Points

Season: 19, at Maryland, 1/29/14  
ACC: 19, at Maryland, 1/29/14

### Rebounds

Season: 5 (3x), last vs. Wake Forest, 3/8/14  
ACC: 5 (3x), last vs. Wake Forest, 3/8/14

### Assists

Season: 7, at North Carolina, 1/8/14  
ACC: 7, at North Carolina, 1/8/14

### Steals

Season: 3, vs. Wake Forest, 3/8/14  
ACC: 3, vs. Wake Forest, 3/8/14

### Blocked Shots

Season: 1, vs. Ga. Southern, 11/11/13  
ACC: --

### Field Goals

Season: 8, at Maryland, 1/29/14  
ACC: 8, at Maryland, 1/29/14

### Field Goal Attempts

Season: 12, at Georgia Tech, 1/18/14  
ACC: 12, at Georgia Tech, 1/18/14

### Free Throws

Season: 6 (3x) last at Georgia Tech, 1/18/14  
ACC: 6 (2x) last at Georgia Tech, 1/18/14

### Free Throw Attempts

Season: 8, at North Carolina, 1/8/14  
ACC: 8, at North Carolina, 1/8/14

### 3-Point Field Goals

Season: 3 (3x) last at NC State, 3/1/14  
ACC: 3 (2x) last at NC State, 3/1/14

### 3-Point Field Goal Attempts

Season: 4 (6x) last vs. Virginia Tech, 3/12/14  
ACC: 4 (2x) last at Maryland, 1/29/14

### Foul Disqualifications

Season: --  
ACC: --


### Minutes

Season: 38, at North Carolina, 1/8/14  
ACC: 38, at North Carolina, 1/8/14

## LECOMTE CAREER STATISTICS

Season	GP	GS	Min.	Avg.	3-Point			Free Throws			Rebounds			Scoring		
					FG	FGA	Pct.	FT	FTA	Pct.	Off.	Def.	Tot.	Avg.	PF	FO
2013-14	33	17	924	28.0	85	200	.425	27	68	.397	56	72	.778	23	47	70

LECOMTE 2013-14		TOTAL			3-PTS			FREE THROWS			REBOUNDS					
Opponent	Date	GS	Min	FG	FGA	Pct	3FG	FGA	Pct	FT	FTA	Pct	Off	Def	Tot	Avg
SFB	11-08-13	*	34	3	10	.300	0	2	.000	3	4	.750	0	1	1	1.0
GA. SOUTHERN	11-11-13	*	36	4	8	.500	2	4	.500	2	2	1.000	1	3	4	2.5
TEXAS SOUTHERN	11-14-13	*	33	4	8	.500	2	4	.500	2	2	1.000	2	1	3	2.7
at Charleston	11-18-13	*	33	4	8	.500	0	0	.000	6	6	1.000	0	4	4	3.0
UCF	11-21-13	*	33	0	6	.000	0	2	.000	0	0	.000	0	0	0	2.4
vs George Washington	11-28-13	*	25	2	6	.333	1	2	.500	0	0	.000	2	0	2	2.3
at Cal State Fullerton	11-29-13		15	2	4	.500	0	2	.000	0	0	.000	0	3	3	2.4
vs Arizona State	12-01-13		10	1	3	.333	0	0	.000	0	0	.000	0	1	1	2.3
at Nebraska	12-04-13		23	2	4	.500	0	0	.000	1	3	.333	0	2	2	2.2
VIRGINIA TECH	12-08-13		27	3	8	.375	0	1	.000	1	2	.500	0	4	4	2.4
at Savannah State	12-19-13		32	2	3	.667	2	2	1.000	4	4	1.000	0	2	2	2.4
LA SALLE	12-22-13		28	2	6	.333	0	1	.000	1	2	.500	1	3	4	2.5
LOYOLA	12-30-13		20	2	3	.667	1	1	1.000	1	2	.500	0	0	0	2.3
at Syracuse	01-04-14		25	3	6	.500	2	4	.500	0	0	.000	0	0	0	2.1
at UNC	01-08-14		38	2	7	.286	1	1	1.000	6	8	.750	0	3	3	2.2
FLORIDA STATE	01-15-14	*	37	1	7	.143	0	2	.000	0	0	.000	0	1	1	2.1
at Georgia Tech	01-18-14	*	37	5	12	.417	0	3	.000	6	6	1.000	2	2	4	2.2
DUKE	01-22-14	*	23	1	2	.500	0	0	.000	2	2	1.000	0	0	0	2.1
SYRACUSE	01-25-14	*	20	1	2	.500	1	2	.500	0	0	.000	0	0	0	2.0
at Maryland	01-29-14	*	35	8	11	.727	3	4	.750	0	2	.000	0	0	0	1.9
NORFOLK STATE	02-01-14	*	28	4	6	.667	3	4	.750	2	2	1.000	2	1	3	2.0
PITTSBURGH	02-05-14	*	35	2	7	.286	0	3	.000	4	6	.667	3	2	5	2.1
NC STATE	02-08-14	*	29	4	10	.400	1	3	.333	4	6	.667	3	1	4	2.2
at Florida State	02-10-14		14	1	3	.333	0	0	.000	4	4	1.000	0	0	0	2.1
at Virginia Tech	02-15-14		19	0	5	.000	0	3	.000	0	0	.000	0	0	0	2.0
NOTRE DAME	02-19-14		22	3	5	.600	2	3	.667	0	0	.000	1	0	1	2.0
BOSTON COLLEGE	02-22-14		31	5	7	.714	1	2	.500	0	0	.000	1	2	3	2.0
at Virginia	02-26-14		28	1	5	.200	0	1	.000	1	2	.500	2	3	5	2.1
at NC State	03-01-14		36	4	6	.667	3	3	1.000	4	4	1.000	0	2	2	2.1
at Clemson	03-04-14	*	30	2	6	.333	0	2	.000	0	0	.000	1	1	2	2.1
WAKE FOREST	03-08-14		34	4	7	.571	1	2	.500	0	1	.000	2	3	5	2.2
vs Virginia Tech	03-12-14	*	28	1	6	.167	0	4	.000	0	0	.000	0	2	2	2.2
vs NC State	03-13-14	*	26	2	3	.667	1	1	1.000	2	2	1.000	0	0	0	2.1



# DAVON REED

Freshman | Guard | 6-6 | 208

# #5

Ewing, N.J. | Princeton Day School (N.J.)

- Scored in last 16 of 17 games.
- Scored in double digits seven times this season.
- Hit a three in 11 of last 14 games.
- Had a rebound in all but six games.

- Focused. Structured. Determined. Competitive. True student of the game. Will do whatever it takes to win.
- Roommate James Kelly says Reed is the most organized and focused person he's ever met.
- A 3 guard who is playing out of position at the point for Miami.
- Improved bench 175 to 250 pounds in four months.
- Approach vertical: 40.5 | Bench max: 250 | 185 test: 11
- One of eight players on the team recruited by Larrañaga staff.
- Suite/roommates with Manu Lecomte, Davon Reed and Dre Burnett.
- Four-star swingman listed as a Top 100 player (No. 97) by Rivals.com and No. 78 in the Class of 2013 by ESPN
- Third-best talent in New Jersey and 18th best nationally at the shooting guard position, according to ESPN.com.
- Kevin Durant Skills Academy. McDonald's All-American candidate.
- 2,000 point scorer. Averaged 24 points and 10 rebounds as a senior.
- Youth Role Model Award from Join-Effort Princeton for both dedication to his community and excellence in his personal life.
- Born Davon Malcolm Reed June 11, 1995. Son of David Reed and Rose Reed. Brother to Miles.
- Majoring in sports administration
- Played AAU ball with Team Final.
- Chose Miami over offers from Wake Forest, Cincinnati, Xavier and Memphis.

## Reed Season Highs

### Points

Season: 19 vs. Arizona State, 12/1/13  
ACC: 16, vs. Syracuse, 1/25/14

### Rebounds

Season: 5 (2x) last vs. Virginia Tech, 12/8/13  
ACC: 5, vs. Virginia Tech, 12/8/13

### Assists

Season: 7, vs. Loyola, 12/30/13  
ACC: 2, at Florida State, 2/10/14

### Steals

Season: 2 (4x) last vs. Loyola, 12/30/13  
ACC: 1 (5x) last at Virginia, 2/26/14

### Blocked Shots

Season: 1 (4x) last at Florida State, 2/10/14  
ACC: 1 (2x) last at Florida State, 2/10/14

### Field Goals

Season: 7, vs. UCF, 11/21/13  
ACC: 5, vs. Syracuse, 1/25/14

### Field Goal Attempts

Season: 12, at Cal State Fullerton, 11/29/13  
ACC: 10 (2x) last vs. Notre Dame, 2/19/14

### Free Throws

Season: 5, vs. Loyola, 12/30/13  
ACC: 4, vs. Notre Dame, 2/19/14

### Free Throw Attempts

Season: 6, vs. Arizona State, 12/1/13  
ACC: 4 (2x) last vs. Notre Dame, 2/19/14

### 3-Point Field Goals

Season: 5, vs. Arizona State, 12/1/13  
ACC: 3, vs. Syracuse, 1/25/14

### 3-Point Field Goal Attempts

Season: 8, vs. Arizona State, 12/1/13  
ACC: 6, at Virginia Tech, 2/15/14

### Foul Disqualifications

Season: --  
ACC: --


### Minutes

Season: 36 (2x) last vs. Arizona State, 12/1/13  
ACC: 32, vs. Virginia Tech, 12/8/13

## REED CAREER STATISTICS

Season	GP	GS	Min.	Avg.	FG			3-Point			Free Throws			Rebounds				Scoring			
					FG	FGA	Pct.	FG	FGA	Pct.	FT	FTA	Pct.	Off.	Def.	Tot.	Avg.	PF	FO	Ast.	TO
2013-14	33	10	683	20.7	71	207	.343	40	112	.357	35	53	.660	12	43	55	1.7	55	0	38	44

REED 2013-14				TOTAL			3-PTS			FREE THROWS			REBOUNDS							
Opponent	Date	GS	Min	FG	FGA	Pct	3FG	FGA	Pct	FT	FTA	Pct	Off	Def	Tot	Avg	PF	FO	A	TO
SFB	11-08-13	18	1	5	.200	0	1	.000	1	2	.500	0	1	1	1.0	1	0	0	0	0
GA. SOUTHERN	11-11-13	21	1	5	.200	1	4	.250	4	4	1.000	0	1	1	1.0	4	0	2	1	0
TEXAS SOUTHERN	11-14-13	27	4	8	.500	3	4	.750	0	1	.000	2	1	3	1.7	0	0	3	1	0
at Charleston	11-18-13	26	1	6	.167	1	2	.500	0	0	.000	1	1	2	1.8	3	0	3	2	1
UCF	11-21-13	26	7	10	.700	3	5	.600	0	0	.000	1	4	5	2.4	2	0	1	2	1
vs George Washington	11-28-13	35	2	7	.286	2	5	.400	0	0	.000	0	2	2	2.3	2	0	2	3	0
at Cal State Fullerton	11-29-13	* 36	4	12	.333	1	6	.167	0	2	.000	0	3	3	2.4	1	0	2	1	0
vs Arizona State	12-01-13	* 36	5	10	.500	5	8	.625	4	6	.667	0	1	1	2.3	3	0	2	2	0
at Nebraska	12-04-13	* 31	2	11	.182	1	6	.167	0	0	.000	1	1	2	2.2	2	0	2	2	0
VIRGINIA TECH	12-08-13	* 32	4	10	.400	1	3	.333	1	2	.500	2	3	5	2.5	0	0	0	3	0
at Savannah State	12-19-13	* 22	3	5	.600	1	2	.500	1	5	.200	0	1	1	2.4	2	0	1	3	0
LA SALLE	12-22-13	* 25	3	8	.375	1	5	.200	1	1	1.000	0	0	0	2.2	2	0	4	1	0
LOYOLA	12-30-13	* 31	1	6	.167	1	5	.200	5	5	1.000	0	2	2	2.2	0	0	7	3	0
at Syracuse	01-04-14	* 20	1	3	.333	1	3	.333	2	2	1.000	0	0	0	2.0	1	0	1	1	0
at UNC	01-08-14	* 10	0	3	.000	0	1	.000	0	0	.000	0	2	2	2.0	0	0	0	2	0
FLORIDA STATE	01-15-14	14	0	4	.000	0	4	.000	0	0	.000	0	1	1	1.9	0	0	0	1	0
at Georgia Tech	01-18-14	7	1	2	.500	0	0	.000	1	2	.500	0	0	0	1.8	1	0	0	1	0
DUKE	01-22-14	15	1	4	.250	0	0	.000	0	1	.000	1	1	2	1.8	1	0	0	0	1
SYRACUSE	01-25-14	25	5	8	.625	3	4	.750	3	3	1.000	0	2	2	1.8	3	0	0	2	1
at Maryland	01-29-14	18	2	6	.333	1	3	.333	1	1	1.000	0	1	1	1.8	2	0	1	1	0
NORFOLK STATE	02-01-14	19	1	5	.200	1	2	.500	1	2	.500	1	3	4	1.9	2	0	1	2	0
PITTSBURGH	02-05-14	* 22	1	9	.111	1	3	.333	1	2	.500	0	3	3	2.0	2	0	1	1	0
NC STATE	02-08-14	15	1	3	.333	1	3	.333	0	0	.000	0	1	1	1.9	4	0	1	3	0
at Florida State	02-10-14	16	2	4	.500	0	1	.000	3	4	.750	1	1	2	1.9	0	0	2	0	1
at Virginia Tech	02-15-14	9	2	8	.250	1	6	.167	0	0	.000	1	1	2	1.9	3	0	0	0	0
NOTRE DAME	02-19-14	24	3	10	.300	2	4	.500	4	4	1.000	0	3	3	2.0	1	0	0	2	0
BOSTON COLLEGE	02-22-14	14	0	1	.000	0	1	.000	0	0	.000	0	0	0	1.9	4	0	0	0	0
at Virginia	02-26-14	16	1	8	.125	0	4	.000	0	2	.000	0	1	1	1.9	2	0	0	0	1
at NC State	03-01-14	9	2	3	.667	1	1	1.000	0	0	.000	0	0	0	1.8	2	0	0	1	0
at Clemson	03-04-14	13	1	4	.250	1	3	.333	0	0	.000	0	1	1	1.8	0	0	0	0	0
WAKE FOREST	03-08-14	8	1	3	.333	1	2	.500	0	0	.000	1	0	1	1.7	0	0	1	0	0
vs Virginia Tech	03-12-14	22	5	8	.625	4	7	.571	0	0	.000	0	1	1	1.7	1	0	0	2	0
vs NC State	03-13-14	21	3	8	.375	1	4	.250	2	2	1.000	0	0	0	1.7	4	0	1	1	0



# ERIK SWOOPE

Senior | Forward | 6-5 | 220

Lake Elsinore, Calif. | Harvard-Westlake

# #21

## Swoope Season / Career Highs

### Points

Season: 15, at NC State, 3/1/14  
Career: 15, at NC State, 3/1/14  
ACC: 15, at NC State, 3/1/14

### Rebounds

Season: 9, vs. Boston College, 2/22/14  
Career: 9, vs. Boston College, 2/22/14  
ACC: 9, vs. Boston College, 2/22/14

### Assists

Season: 4, vs. Boston College, 2/22/14  
Career: 4, vs. Boston College, 2/22/14  
ACC: 4, vs. Boston College, 2/22/14

### Steals

Season: 2 (2x) last at Virginia, 2/26/14  
Career: 3 (3x) last vs. Rutgers 11/15/11  
ACC: 3, vs. Florida State, 1/19/11

### Blocked Shots

Season: 4, vs. Norfolk State, 2/3/14  
Career: 4, vs. Norfolk State, 2/3/14  
ACC: 2, vs. Pittsburgh, 2/5/14

### Field Goals

Season: 7, at Clemson, 3/4/14  
Career: 7, at Clemson, 3/4/14  
ACC: 7, at Clemson, 3/4/14

### Field Goal Attempts

Season: 10, at Clemson, 3/4/14  
Career: 10, at Clemson, 3/4/14  
ACC: 10, at Clemson, 3/4/14

### Free Throws

Season: 9, at Virginia, 2/26/14  
Career: 9, at Virginia, 2/26/14  
ACC: 9, at Virginia, 2/26/14

### Free Throw Attempts

Season: 10, at Virginia, 2/26/14  
Career: 10, at Virginia, 2/26/14  
ACC: 10, at Virginia, 2/26/14

### 3-Point Field Goals

Season: 1, at Nebraska, 12/4/13  
Career: 1 (2x) last at Nebraska, 12/4/13  
ACC: --

### 3-Point Field Goal Attempts

Season: 3, at Nebraska, 12/4/13  
Career: 3, at Nebraska, 12/4/13  
ACC: 1 (5x) last at Florida State, 2/10/14

### Foul Disqualifications

Season: --  
Career: 3 - 1 in 2010-11; 2 in 2011-12  
ACC: --

### Minutes

Season: 38, vs. Boston College, 2/22/14  
Career: 38, vs. Boston College, 2/22/14  
ACC: 38, vs. Boston College, 2/22/14

- Double-digit points in six of last seven games.
- 18+ minutes in last 13 games.
- Made first start of senior season at Florida State.
- Grabbed a rebound in all but six outings.
- Broke out vs. BC posting career bests with 14 points (tied high), 9 rebounds, 4 assists, 5 field goals (tied), four made free throws (tied) and 38 minutes.
- Set new career high of 15 points two games later, at NC State.

- Extremely athletic, incredible physique, bouncy.
- Attacks basket with reckless abandon, and has ability to finish plays in traffic.
- Plays both the three and four positions. Plays bigger than his height.
- Studies Dennis Rodman videos to perfect his role as a rebounder and defender.
- Lost 20 pounds since March by swimming and rowing, but gained 25 pounds on bench press, up from 340 to 365 lbs.
- Squats 495 lbs.
- Spent time shooting this summer, improved free throw shooting.
- Focused, diligent worker.
- Approach vertical: 40 | Bench max: 365 | 185 test: 25
- Improved bench max 275 to 340 pounds, standing vertical jump 27.5 to 32 inches and 185 test 15 to 21 reps in junior season.
- One of four seniors not recruited by Larrañaga staff. (Akpejori, Brown, Swoope, Adams).
- Born Erik Hamilton Swoope [Swope] May 8, 1992. Son of Denise and Gerald Swoope. Brother to Devin Swoope.
- Majoring in economics.
- Practicing yoga for four years.
- 2011 ACC All-Academic Basketball Team.
- Rated as No. 41 power forward by ESPN.
- As a senior, averaged 21.8 points, 8.9 rebounds, 1.6 assists and 1.5 blocks per game, converting 74 percent from field and 71 percent from foul line.
- Played AAU basketball for Pump N' Run Elite.
- Attended same high school that produced NBA players Jason Collins (Atlanta Hawks) and Jarron Collins (Phoenix Suns).

2010-11					2011-12					2012-13				
Opposition	P	R	A		Opposition	P	R	A		Opposition	P	R	A	
Jacksonville	0	0	0		Tennessee Tech	11	6	1		Stetson	0	0	0	
at Memphis	1	0	0		Rutgers	6	8	1		at FGCU	0	0	0	
N.C. Central	4	6	1		UNF	8	3	1		Jacksonville	7	2	1	
at Rutgers	0	0	0		FGCU	4	3	0		Detroit	0	1	0	
McNeese St.	0	0	0		at Ole Miss	6	3	0		Charlotte	4	4	0	
at FGCU	0	1	0		at Purdue	4	1	1		at UCF	3	0	0	
UCF	0	0	0		UMass	6	2	1		at Hawai'i	0	0	0	
Oral Roberts	0	0	0		Memphis	2	4	0		vs. Arizona	0	0	0	
Rice	4	1	1		at West Virginia	0	3	2		La Salle	4	4	1	
Akron	3	3	0		vs. FAU	2	1	0		at Georgia Tech	0	1	0	
Pepperdine	13	4	1		at Charlotte	0	1	0		Maryland	0	0	0	
at Duke	6	2	0		Appalachian St.	2	0	0		at Boston College	0	4	0	
at Clemson	0	2	1		UNCG	0	0	0		Duke	1	0	0	
BC	4	1	0		at North Carolina	0	0	0		Florida State	2	1	0	
Florida St.	5	2	1		NC State	1	0	0		Boston College	0	1	0	
at NC State	0	0	0		at Boston College	0	0	0		North Carolina	0	1	0	
UNC	0	0	0		Maryland	0	2	0		at Florida State	2	0	0	
at Virginia Tech	0	0	0		Virginia Tech	0	0	0		at Clemson	2	3	0	
Georgia Tech	0	1	0		Wake Forest	0	0	0		at Wake Forest	4	2	0	
Virginia	0	1	0		Boston College	0	2	0		Virginia Tech	0	1	0	
at Wake Forest	0	1	0		at Georgia Tech	0	0	0		at Duke	0	2	1	
Duke	0	0	0		vs. Florida State	0	0	0		Clemson	0	0	0	
at UNCG	0	1	0		Minnesota	2	1	0		vs. Boston College	0	2	0	
at Florida St.	0	1	0							vs. NC State	0	1	0	
at Georgia Tech	0	2	0							vs. North Carolina	2	0	0	
Virginia	0	0	0							vs. Pacific	6	0	0	
FAU	0	0	0							vs. Marquette	6	2	0	
Missouri St.	0	0	0											
at Alabama	0	0	0											

## SWOOPE CAREER STATISTICS

Season	GP	GS	Min.	Avg.	FG	FGA	Pct.	FG	FGA	Pct.	FT	FTA	Pct.	Off.	Def.	Tot.	Avg.	PF	FO	Ast.	TO	Blk	Stl	Pts.	Avg.
2010-11	29	9	189	6.5	11	25	.440	0	0	.000	18	30	.600	12	17	29	1.0	26	1	5	7	2	13	40	1.4
2011-12	23	8	269	11.7	23	46	.500	0	2	.000	8	17	.471	20	20	40	1.7	46	2	7	8	10	9	54	2.3
2012-13	27	0	161	6.0	18	28	.643	1	1	1.000	6	19	.316	16	16	32	1.2	18	0	3	3	2	4	43	1.6
2013-14	31	10	571	18.4	55	107	.514	1	7	.143	43	64	.672	30	55	85	2.7	47	0	16	13	11	11	154	5.0
TOTAL	110	27	1190	10.8	107	206	.519	2	10	.200	75	130	.577	78	108	186	1.7	137	3	31	31	25	37	291	2.6

SWOOPÉ 2013-14			TOTAL			3-PTS			FREE THROWS			REBOUNDS													
Opponent	Date	GS	Min	FG	FGA	Pct	3FG	FGA	Pct	FT	FTA	Pct	Off	Def	Tot	Avg	PF	FO	A	TO	Blk	Stl	Pts	Avg	
SFB	11-08-13		23	0	3	.000	0	0	.000	2	2	1.000	1	3	4	4.0	3	0	0	0	0	2	2.0		
GA. SOUTHERN	11-11-13		16	2	5	.400	0	0	.000	2	2	1.000	1	2	3	3.5	2	0	1	0	0	6	4.0		
TEXAS SOUTHERN	11-14-13		5	0	1	.000	0	0	.000	0	0	.000	0	2	2	3.0	1	0	0	0	0	0	2.7		
at Charleston	11-18-13		5	0	1	.000	0	0	.000	0	0	.000	0	0	0	2.3	1	0	0	0	0	0	2.0		
UCF	11-21-13		6	0	0	.000	0	0	.000	0	0	.000	0	1	1	2.0	0	0	0	0	1	0	1.6		
vs George Washington	11-28-13		3	0	0	.000	0	0	.000	0	0	.000	0	0	0	1.7	1	0	0	0	0	0	1.3		
at Cal State Fullerton	11-29-13		9	0	0	.000	0	0	.000	0	2	.000	0	2	2	1.7	0	0	0	1	0	0	1.1		
vs Arizona State	12-01-13		13	1	1	1.000	0	0	.000	1	1	1.000	0	0	0	1.5	1	0	0	0	0	3	1.4		
at Nebraska	12-04-13		8	2	5	.400	1	3	.333	0	0	.000	0	2	2	1.6	0	0	0	0	0	5	1.8		
VIRGINIA TECH	12-08-13		4	0	0	.000	0	0	.000	0	0	.000	1	1	2	1.6	0	0	1	0	0	0	1.6		
LOYOLA	12-30-13		12	1	1	1.000	0	0	.000	1	2	.500	0	1	1	1.5	0	0	0	2	1	0	3	1.7	
at Syracuse	01-04-14		5	0	1	.000	0	0	.000	0	0	.000	0	0	0	1.4	0	0	0	0	0	0	1.6		
at UNC	01-08-14		25	5	8	.625	0	1	.000	4	4	1.000	1	3	4	1.6	2	0	1	2	1	2	14	2.5	
FLORIDA STATE	01-15-14		9	0	2	.000	0	1	.000	0	0	.000	1	0	1	1.6	1	0	0	0	0	0	2.4		
at Georgia Tech	01-18-14		14	2	4	.500	0	1	.000	1	2	.500	1	2	3	1.7	4	0	0	0	0	5	2.5		
DUKE	01-22-14		21	0	3	.000	0	0	.000	3	6	.500	2	2	4	1.8	0	0	1	0	0	3	2.6		
SYRACUSE	01-25-14		3	0	2	.000	0	0	.000	0	0	.000	0	0	0	1.7	1	0	0	0	0	0	2.4		
at Maryland	01-29-14		5	0	0	.000	0	0	.000	0	0	.000	0	0	0	1.6	1	0	0	0	0	1	0	2.3	
NORFOLK STATE	02-01-14		21	2	2	1.000	0	0	.000	2	4	.500	2	1	3	1.7	2	0	0	0	4	1	6	2.5	
PITTSBURGH	02-05-14		34	3	3	1.000	0	0	.000	1	3	.333	3	2	5	1.9	3	0	1	0	2	0	7	2.7	
NC STATE	02-08-14		24	1	2	.500	0	0	.000	1	2	.500	1	3	4	2.0	3	0	1	0	0	3	2.7		
at Florida State	02-10-14	*	25	0	3	.000	0	1	.000	0	0	.000	0	1	1	1.9	2	0	2	0	0	1	0	2.6	
at Virginia Tech	02-15-14	*	18	2	5	.400	0	0	.000	0	2	.000	3	1	4	2.0	1	0	0	0	0	4	2.7		
NOTRE DAME	02-19-14	*	30	2	4	.500	0	0	.000	3	4	.750	1	2	3	2.0	3	0	0	1	1	0	7	2.8	
BOSTON COLLEGE	02-22-14	*	38	5	8	.625	0	0	.000	4	6	.667	1	8	9	2.3	2	0	4	0	0	1	14	3.3	
at Virginia	02-26-14	*	25	2	5	.400	0	0	.000	9	10	.900	1	1	2	2.3	3	0	0	0	0	2	13	3.7	
at NC State	03-01-14	*	37	6	8	.750	0	0	.000	3	3	1.000	2	4	6	2.4	3	0	1	1	1	0	15	4.1	
at Clemson	03-04-14	*	34	7	10	.700	0	0	.000	0	0	.000	3	2	5	2.5	1	0	1	2	0	1	14	4.4	
WAKE FOREST	03-08-14	*	30	4	6	.667	0	0	.000	2	4	.500	0	2	2	2.5	2	0	2	1	0	0	10	4.6	
vs Virginia Tech	03-12-14	*	33	5	8	.625	0	0	.000	4	5	.800	2	6	8	2.7	2	0	0	1	1	1	14	4.9	
vs NC State	03-13-14	*	36	3	6	.500	0	0	.000	0	0	.000	3	1	4	2.7	2	0	0	2	0	0	6	5.0	





# SHELDON McCLELLAN

Junior | Guard | 6-5 | 206

Houston, Texas | Texas | Bellaire

**As a Sophomore (2012-13):** Played in 34 games with 15 starts ... Averaged 13.5 points, 3.9 rebounds, 0.9 assists, 0.8 steals ... Shot 38.2 percent from the field, 27.3 percent from distance and 83.3 percent at the line ... Season-high 27 points scored at Texas Tech on March 9.

**As a Freshman (2011-12):** Played in all 34 games with nine starts ... Second on the team in scoring (11.3 ppg) while converting 44.8 percent from the floor (129-of-288) and 75.6 percent from the free throw line (90-of-119) ... Topped the 20-point mark twice ... Double figures in scoring in 21 games ... Averaged 12.5 points in 26.1 minutes per game while hitting 54-of-118 (45.8) field goals over the last 12 contests of the season.

**High School:** No. 47 prospect nationally in the ESPN 100 and No. 60 prospect by Rivals.com following senior season ... Averaged a team-best 25.6 points, 7.2 rebounds, 5.0 assists and 2.0 steals per game while helping Bellaire to a 20-9 mark and the first round of the Class 5A state playoffs ... Career-high 56 points in the season-opening win against Booker T. Washington ... Averaged 20 points per game while leading Bellaire to a 35-2 record and a trip to the Class 5A regional finals in his junior season ... Coached by Bruce Glover.

**Personal:** Born Dec. 21, 1992 in Houston, Texas ... Full name is Sheldon Reeves McClellan ... Son of Angel Johnson (mother) ... Brother to Justin Jones ... Majoring in liberal arts ... Played AAU for Houston Select ... Cousin Jawaan McClellan played basketball for Arizona and professionally overseas ... Favorite food is a homemade sloppy joe.

## McClellan Season / Career Highs

### Points

Career: 27, at Texas Tech, 3/9/13

### Rebounds

Career: 9, Rice, 12/29/12

### Assists

Career: 3 (4x), last at Oklahoma 2/27/13

### Steals

Career: 4, at Kansas, 2/16/13

### Blocked Shots

Career: 1 (6x), last at Houston 3/20/13

### Field Goals

Career: 10 (2x), last at Oklahoma, 1/21/13

### Field Goal Attempts

Career: 20, at Oklahoma, 1/21/13

### Free Throws

Career: 14, vs. Fresno State, 11/9/12

### Free Throw Attempts

Career: 14, vs. Fresno State, 11/9/12

### 3-Point Field Goals

Career: 4 (2x), last vs. Miss State, 11/21/12

### 3-Point Field Goal Attempts

Career: 9, vs. Oklahoma 2/29/12

### Minutes

Career: 41, at Baylor 1/5/13

## 2011-12


Opposition	P	R	A
Boston Univ.	6	1	2
Rhode Island	10	2	0
vs Oregon State	12	5	1
vs NC State	16	3	0
Sam Houston St.	12	6	0
North Texas	8	1	0
at UCLA	8	2	0
UT Arlington	23	6	0
Texas State	13	6	1
Nichols State	12	3	1
Temple	6	8	0
at North Carolina	16	2	0
Rice	19	2	0
at Iowa State	14	4	0
Oklahoma State	6	4	1
Texas A&M	7	0	1
at Missouri	6	3	2
at Kansas State	19	3	2
Kansas	11	5	1
Iowa State	5	2	1
at Baylor	2	0	1
Missouri	2	3	0
Texas Tech	17	3	1
at Texas A&M	15	3	0
Kansas State	11	7	0
at Oklahoma	13	5	0
at Oklahoma St.	15	2	0
Baylor	13	5	0
at Texas Tech	7	3	1
Oklahoma	24	3	0
at Kansas	6	2	2
vs Iowa State	9	2	0
vs Missouri	10	4	0
vs Cincinnati	10	2	3

## 2012-13

Opposition	P	R	A
Fresno State	20	2	0
Coppin State	25	2	1
vs Chaminade	14	1	1
vs USC	11	7	1
vs Mississippi St.	19	5	0
Sam Houston St.	16	8	0
UT Arlington	14	5	1
vs Georgetown	12	4	0
vs UCLA	12	2	3
Texas State	10	8	2
North Carolina	18	6	3
at Michigan St.	13	2	0
Rice	14	9	0
at Baylor	21	5	2
West Virginia	9	5	0
at Iowa State	0	0	0
Kansas	18	1	1
at Oklahoma	25	4	2
Texas Tech	10	3	0
at Kansas State	15	4	1
TCU	15	3	0
at West Virginia	14	8	1
Oklahoma State	4	2	0
Iowa State	18	8	0
at Kansas	7	4	0
at TCU	0	0	0
Kansas State	15	5	1
Oklahoma	18	8	3
at Oklahoma St.	0	2	0
Baylor	23	1	0
at Texas Tech	27	4	2
vs TCU	12	1	1
vs Kansas State	5	1	1
at Houston	6	2	2

## MCCLELLAN CAREER STATISTICS

Season	GP	GS	Min.	Avg.	FG	FGA	Pct.	3-Point FG	3-Point FGA	3-Point Pct.	FT	FTA	Pct.	Off.	Def.	Tot.	Avg.	PF	FO	Ass.	TO	Blk	Stl	Pts.	Avg.
2011-12	34	9	879	25.9	129	288	.448	35	113	.310	90	119	.756	39	73	112	3.3	34	0	21	30	3	35	383	11.3
2012-13	34	15	929	27.3	136	356	.382	33	121	.273	155	186	.833	36	96	132	3.9	28	0	29	57	3	28	460	13.5
TOTAL	68	24	1808	26.6	265	644	.411	68	234	.291	245	305	.803	75	169	244	3.6	62	0	50	87	6	63	843	12.4



# ANGEL RODRIGUEZ

Junior | Guard | 5-11 | 181

Cupey, P.R. | Kansas State | Miami Krop HS

**As a Sophomore (2012-13):** NABC District 8 second team ... All-Big 12 Second Team ... Big 12 All-Defensive Team ... Phillips 66 All-Championship Team ... Big 12 Co-Champions ... Phillips 66 co-Big 12 Player of the Week (Feb. 18) ... Averaged 11.4 points on 36.1 percent shooting, including 34.4 percent from 3-point range, to go with 5.2 assists, 2.1 rebounds and 1.5 steals in 28.2 minutes per game ... Started all 33 games ... Hit 82.6 percent at the free throw line and posted a 2.2 assist to turnover ratio ... Led the Wildcats in 3-point field goals (55), assists (173) and steals (50) ... Second on team in scoring (11.4 ppg.), double-digit scoring games (23) and minutes per game (28.2) ... Among Top 5 in the Big 12 in assist-to-turnover ratio (second), assists (third), free throw percentage (third) and steals (fourth) ... 173 assists are second-most in a single season at K-State ... 5.24 assists per game average and 2.22 assist-to-turnover ratio rank fifth in school history ... Earned Jack Hartman Top Defensive Player and the Ernie Barrett Play Hard team awards.

**As a Freshman (2011-12):** Saw action in 32 games with 17 starts as a true freshman ... 17 starts all came in the last 17 games ... Fall 2011 Big 12 Commissioner's Honor Roll ... Averaged 8.3 points on 36 percent shooting (80-of-222), including 31.7 percent (32-of-101) from 3-point range, with 3.2 assists, 2.5 rebounds and 3.1 steals in 21.7 minutes per game ... Ranked among the Top 5 in seven categories, first in assists and steals, third in field goal attempts, 3-point field goals, free throws and fourth in scoring and minutes ... First freshman to pace the team in both assists and steals since Steve Henson in 1986-87 ... Ranked 11th in the Big 12 in assists, steals and assist-to-turnover ratio (1.2) ... One of just two freshmen in the league to rank in Top 15 in all three categories ... 14 double-digit points efforts ... Led the team in scoring in five games, including a season-best 17 points vs. Southern Illinois (12/22/11) ... Connected on at least two 3-point field goals in nine games, including a season-high five vs. Southern Illinois (12/22/11) ... Had a season-high six rebounds in a win at Oklahoma State (1/21/12) ... Paced the squad in assists in a team-best 13 games, including 12 in Big 12 play ... Dished out a season-best eight vs. Iowa State (2/25/12) ... Had at least five assists in eight games ... Nabbed at least one steal in 21 games, including a season-best four at Baylor (2/18/12) and Iowa State (2/25/12) ... Averaged 8.2 points on 39.1 percent shooting (45-of-115), including 31.1 percent (14-of-45), with 3.8 assists, 2.6 rebounds and 1.6 steals per game in Big 12 play ... Ranked among the Top 5 on the team in six categories in Big 12 play, including first in assists and steals, third in scoring, field goals and 3-point field goals and fourth in minutes ... Placed in the Top 10 in the Big 12 in assists (eighth), steals (fourth) and assist-to-turnover ratio (10th), the only Big 12 freshman to rank among the Top 10 in all three categories ... Started the Big 12 Championship Quarterfinal game vs. Baylor (3/8/12) and both NCAA Tournament games, the only freshman to do so on the squad ... Finished the year with double-digit points in five of the last six games ... Coached by Frank Martin.

**High School:** No. 4 prospect in the state of Florida by FloridaHoops.com ... A three-year letterman at Dr. Michael Krop High School in Miami, Fla. ... Averaged 23 points and six assists as a senior ... Named first team All-Class 6A by the Florida Association of Basketball Coaches (FABC) ... All-Dade County team by the Miami Herald ... Had the steal and game-winning basket in a 57-55 win over Hialeah-Miami Lakes and future Kansas State teammate Adrian Diaz to capture the District 13-6A title ... Posted 32 points against Carol City (2/10/11) in the District 13-6A semifinals ... Helped the Lightning to a 26-6 record and its first trip to the Class 6A state final four as a junior in 2009-10 ... Averaged 20.9 points, seven assists and 3.9 rebounds as a junior ... Miami Herald's 2009-10 Class 6A Player of the Year ... First team all-state ... Second team All-Florida (all classifications) ... First team All-Class 6A by FloridaHoops.com as a junior ... Collected a team-high 23 points and eight rebounds in the loss to Orlando Dr. Phillips in the state semifinals ... Posted 39 points in the Regional Final win over Columbus ... 38 points in a win over Arlington Country Day ... Led the team in scoring and assists as a sophomore en route to guiding the Lightning to district title ... First team All-Dade County by the Miami Herald ... Injured knee during the summer after senior year of high school ... Coached by Marcos "Shakey" Rodriguez.

**Personal:** Angel Daniel Rodriguez Tricoche was born Dec. 5, 1992, in San Juan, Puerto Rico ... Left Puerto Rico at age 15 to come to the U.S. to play basketball ... Mother is Jacqueline Tricoche ... Has two younger brothers, Luis Rivera and Yaniel Rivera ... Cousin, Javi Gonzalez, played three seasons (2007-10) at N.C. State ... Received scholarship offers from a number of schools, including Louisville, Florida and N.C. State ... Major is sports administration ... Enjoys singing and watching reality TV.

## RODRIGUEZ CAREER STATISTICS

Season	GP	GS	Min.	Avg.	FG	FGA	Pct.	3-Point FG	3-Point FGA	3-Point Pct.	FT	FTA	Pct.	Off.	Def.	Tot.	Avg.	PF	FO	Ass.	TO	Blk	Stl	Pts.	Avg.
2011-12	32	7	694	21.7	80	222	.360	32	101	.317	73	106	.689	18	61	79	2.5	89	4	101	85	1	41	265	8.3
2012-13	33	33	930	28.2	115	319	.361	55	160	.344	90	109	.826	18	51	69	2.1	70	1	173	78	0	50	375	11.4
Totals	65	40	1,624	25.0	195	541	.360	87	261	.333	163	215	.758	36	112	148	2.3	159	5	274	163	1	91	640	9.8



# DEANDRE BURNETT

Freshman | Guard | 6-2 | 191


# #1

Miami, Fla. | Carol City HS

**As a Freshman (2013-14):** Injured left wrist in early November and redshirted freshman season.

**High School:** A 2012 *Parade All-American*, one of only two players from the state of Florida and one of five Atlantic Coast Conference recruits to earn the honor ... Third in the nation in scoring as a high school senior ... As a senior, averaged 37 ppg, 5 apg, and 6 rpg ... Notched 45 points three times in his final prep season ... Recorded 25 points and 11 assists in first game Coach L saw him play ... Class AA Player of the Year ... All-state ... First team Miami-Dade County ... As a junior, averaged 28 ppg ... Played for Barry Robinson at Carol City High School ... Earned varsity letters all four years ... On academic on honor roll ... Played final year at Massanutten Military Academy in Virginia.

**Personal:** Name is Deandre, but goes by Dre ... Born January 21, 1994 ... Son of Varondria Burnett and James Cook ... Brother to Dalvin, James, Daneisha, Jamiya, and Jameisha ... Grew up a Canes fan ... Also recruited by South Carolina, Ole Miss, Marshall, Virginia, and La Salle ... Majoring in sports administration ... Played AAU for Team U ... Larranaga's third signee from the state of Florida, joining former Hurricane Shane Larkin (Dr. Phillips) and current sophomore Tonye Jekiri (Champagnat).



# MIKE FERNANDEZ

Freshman | Guard | 6-1 | 189

# #11


Coral Gables, Fla. | Belen Jesuit

**High School:** All-Dade county team honorable mention two years .. Dade vs. Palm Beach County all-star game ... Averaged 8.0 ppg senior year ... Hit 40 percent of field goals senior year ... Three-year varsity letterman ... Two-year starter at guard ... Coached by Jose Roca ... Honor roll ... Played water polo, winning second place at state ... Also on track team.

**Personal:** Born Michael Brandon Fernandez April 5, 1995 ... Son of Ilena and Joaquin Novoa and Mike and Constance Fernandez ... Brother to George, Alexander, Cristofer and Michelle Fernandez, and Joaquin Novoa ... Majoring in finance ... First language is Spanish ... Played AAU for Gold Coast: Team Miami ... Recruited by Cornell University.

## Fernandez Season Highs

**Minutes**  
Season: 2, vs. Loyola, 12/30/13



# JUSTIN HELLER

Senior | Guard | 6-2 | 177

# #12

Boca Raton, Fla. | West Boca Raton Community

## ACC Academic Honor Roll

**As a Senior (2013-14):** Put on scholarship for final semester as Cane ... Scored first two points of season with 15-foot jumper vs. Boston College.

**As a Junior (2012-13):** ACC Academic Honor Roll ... Walk on who played in nine games ... In three minutes against Charlotte grabbed three rebounds and scored two points ... Pulled down a board and notched an assist vs. Florida State.

**As a Sophomore (2011-12):** Played in seven games, including four ACC matchups ... Attempted two shots, including one three pointer ... Grabbed a pair of defensive rebounds ... Season highs include one field goal attempt against Boston College and Wake Forest, one three-point attempt vs. Boston College, two rebounds against Appalachian State and two minutes vs. App State ... Book Buster (3.0 GPA) ... Athletics Director Honor Roll (3.2 GPA).

**As a Freshman (2010-11):** Walked onto the team... Practiced, but did not see any game time.

**High School:** After transferring to West Boca, played one year of varsity basketball for the Bulls... Among top 30 three-point scorers in Palm Beach County in 2009-10... The Bulls were the only team to beat powerhouse Dwyer, the top-ranked high school in the county, with an 82-73 victory.

**Personal:** Born Justin Ryan Heller on Dec. 26, 1991 ... Son of Neal Heller and Liz Heller ... Brother to Anthony Anderson ... Majoring in business, with aspirations of becoming a CEO... Recruited by American and North Florida ... Nickname is J-Hell.

2011-12				2012-13			
Opposition	P	R	A	Opposition	P	R	A
at Charlotte	0	0	0	Jacksonville	0	0	0
Appalachian St.	0	2	0	Charlotte	2	3	0
at Boston College	0	0	0	at UCF	0	0	1
Virginia Tech	0	0	0	at Hawai'i	0	0	0
Wake Forest	0	0	0	Duke	0	0	0
Boston College	0	0	0	Florida State	0	1	1
Minnesota	0	0	0	Boston College	0	0	0
				North Carolina	0	0	0
				vs. Pacific	0	0	0

## Heller Season / Career Highs

**Points**  
Season: 2, vs. Boston College, 2/22/14  
Career: 2 (2x) last vs. Boston College, 2/22/14

**Rebounds**  
Season: 1, vs. Loyola, 12/30/13  
Career: 3, vs. Charlotte, 12/14/12

**Assists**  
Season: --  
Career: 1 (2x) last vs. Florida State, 1/27/13

**Steals**  
Season: --  
Career: --

**Blocked Shots**  
Season: --  
Career: --

**Field Goals**  
Season: 1, vs. Boston College, 2/22/14  
Career: 1 (2x) last vs. Boston College, 2/22/14

**Field Goal Attempts**  
Season: 2, vs. Wake Forest, 3/8/14  
Career: 2, vs. Wake Forest, 3/8/14

**Free Throws**  
Season: --  
Career: --

**Free Throw Attempts**  
Season: --  
Career: 2, vs. Charlotte, 12/14/12

**3-Point Field Goals**  
Season: --  
Career: --

**3-Point Field Goal Attempts**  
Season: --  
Career: 1 (2x) last vs. Florida State, 1/27/13

**Foul Disqualifications**  
Season: --  
Career: --

**Minutes**  
Season: 2, vs. Loyola, 12/30/13  
Career: 3, vs. Charlotte, 12/14/12

**2013-14 Miami Men's Basketball**  
**University of Miami Combined Team Statistics (as of Mar 27, 2014)**  
**All games**

<b>RECORD:</b>	<b>OVERALL</b>	<b>HOME</b>	<b>AWAY</b>	<b>NEUTRAL</b>
ALL GAMES	17-16	8-8	7-6	2-2
CONFERENCE	7-11	3-6	4-5	0-0
NON-CONFERENCE	10-5	5-2	3-1	2-2

#	Player	gp-gs	min	avg	Total		3-Point		F-Throw		Rebounds								a	to	blk	stl	pts	avg
					fg-fga	fg%	3fg-fga	3fg%	ft-fa	ft%	off	def	tot	avg	pf	dq								
15	Rion Brown	33-32	1166	35.3	174-403	.432	63-199	.317	102-135	.756	47	146	193	5.8	62	0	76	51	4	27	513	15.5		
25	Garrius Adams	33-33	1103	33.4	106-290	.366	28-110	.255	96-143	.671	25	132	157	4.8	63	1	95	62	6	42	336	10.2		
20	Manu Lecomte	33-17	924	28.0	85-200	.425	27-68	.397	56-72	.778	23	47	70	2.1	63	0	77	58	1	21	253	7.7		
22	Donnavan Kirk	31-28	810	26.1	93-205	.454	12-40	.300	35-58	.603	67	87	154	5.0	62	1	5	39	46	11	233	7.5		
05	Davon Reed	33-10	683	20.7	71-207	.343	40-112	.357	35-53	.660	12	43	55	1.7	55	0	38	44	4	16	217	6.6		
35	James Kelly	27-11	482	17.9	65-134	.485	15-37	.405	18-27	.667	26	75	101	3.7	42	0	15	18	11	11	163	6.0		
21	Erik Swoope	31-10	571	18.4	55-107	.514	1-7	.143	43-64	.672	30	55	85	2.7	47	0	16	13	11	11	154	5.0		
23	Tonye Jekiri	33-16	705	21.4	57-125	.456	0-0	.000	25-43	.581	67	113	180	5.5	87	5	22	31	29	21	139	4.2		
04	Raphael Akpejori	25-7	269	10.8	5-15	.333	0-0	.000	9-15	.600	16	28	44	1.8	40	1	2	7	12	1	19	0.8		
12	Justin Heller	5-1	6	1.2	1-4	.250	0-3	.000	0-0	.000	0	1	1	0.2	1	0	0	1	0	0	2	0.4		
03	Steve Sorenson	2-0	2	1.0	0-0	.000	0-0	.000	0-0	.000	0	0	0	0.0	0	0	0	0	0	0	0	0.0		
11	Mike Fernandez	3-0	4	1.3	0-0	.000	0-0	.000	0-0	.000	0	0	0	0.0	0	0	0	3	0	0	0	0.0		
Team											49	51	100				8							
Total.....		33	6725		712-1690	.421	186-576	.323	419-610	.687	362	778	1140	34.5	522	8	346	335	124	161	2029	61.5		
Opponents.....		33	6725		695-1713	.406	221-622	.355	353-534	.661	340	718	1058	32.1	538	5	373	319	88	162	1964	59.5		

<b>TEAM STATISTICS</b>	<b>UM</b>	<b>OPP</b>
SCORING	2029	1964
Points per game	61.5	59.5
Scoring margin	+2.0	-
FIELD GOALS-ATT	712-1690	695-1713
Field goal pct	.421	.406
3 POINT FG-ATT	186-576	221-622
3-point FG pct	.323	.355
3-pt FG made per game	5.6	6.7
FREE THROWS-ATT	419-610	353-534
Free throw pct	.687	.661
F-Throws made per game	12.7	10.7
REBOUNDS	1140	1058
Rebounds per game	34.5	32.1
Rebounding margin	+2.5	-
ASSISTS	346	373
Assists per game	10.5	11.3
TURNOVERS	335	319
Turnovers per game	10.2	9.7
Turnover margin	-0.5	-
Assist/turnover ratio	1.0	1.2
STEALS	161	162
Steals per game	4.9	4.9
BLOCKS	124	88
Blocks per game	3.8	2.7
ATTENDANCE	92424	180474
Home games-Avg/Game	16-5776	13-9957
Neutral site-Avg/Game	-	4-12760

<b>Score by Periods</b>	<b>1st</b>	<b>2nd</b>	<b>OT</b>	<b>Totals</b>
University of Miami	943	1049	37	2029
Opponents	856	1055	53	1964

<b>Date</b>	<b>Opponent</b>		<b>Score</b>	<b>Att.</b>
11-08-13	ST. FRANCIS BROOKLYN	Lot	62-66	6060
11-11-13	GEORGIA SOUTHERN	Wot	81-80	4654
11-14-13	TEXAS SOUTHERN	W	84-69	4728
\$ 11-18-13	at College of Charleston	W	70-54	4018
11-21-13	UCF	L	58-63	4895
& 11-28-13	vs George Washington	Lot	63-71	1966
& 11-29-13	at Cal State Fullerton	W	48-46	1857
& 12-01-13	vs Arizona State	W	60-57	6007
12-04-13	at Nebraska	L	49-60	15088
* 12-08-13	VIRGINIA TECH	Lot	60-61	6270
12-19-13	at Savannah State	W	68-51	3370
12-22-13	LA SALLE	W	71-58	4837
12-30-13	LOYOLA	W	71-48	5166
* 01-04-14	at Syracuse	L	44-49	21839
* 01-08-14	at North Carolina	W	63-57	17569
* 01-15-14	FLORIDA STATE	L	53-63	7413
* 01-18-14	at Georgia Tech	W	56-42	8072
* 01-22-14	DUKE	L	46-67	7972
* 01-25-14	SYRACUSE	L	52-64	7122
* 01-29-14	at Maryland	L	71-74	12061
02-01-14	NORFOLK STATE	W	64-49	5127
* 02-05-14	PITTSBURGH	Lot	55-59	5053
* 02-08-14	NC STATE	L	55-56	6666
* 02-10-14	at Florida State	W	77-73	7641
* 02-15-14	at Virginia Tech	L	45-52	5105
* 02-19-14	NOTRE DAME	W	71-64	5133
* 02-22-14	BOSTON COLLEGE	W	69-42	5517
* 02-26-14	at Virginia	L	40-65	11812
* 03-01-14	at NC State	W	85-70	13932
* 03-04-14	at Clemson	L	54-58	7071
* 03-08-14	WAKE FOREST	W	69-56	5811
03-12-14	vs Virginia Tech	W	57-53	21533
03-13-14	vs NC State	L	58-67	21533

\$ = Wooden Legacy - Charleston, S.C.

& = Wooden Legacy - Anaheim, Calif.

\* = Conference game



**2013-14 Miami Men's Basketball**  
**University of Miami Combined Team Statistics (as of Mar 14, 2014)**  
**Conference games**

<b>RECORD:</b>	<b>OVERALL</b>	<b>HOME</b>	<b>AWAY</b>	<b>NEUTRAL</b>
ALL GAMES	7-11	3-6	4-5	0-0
CONFERENCE	7-11	3-6	4-5	0-0
NON-CONFERENCE	0-0	0-0	0-0	0-0

#	Player	gp-gs	min	avg	Total		3-Point		F-Throw		Rebounds								a	to	blk	stl	pts	avg
					fg-fga	fg%	3fg-fga	3fg%	ft-fa	ft%	off	def	tot	avg	pf	dq								
15	Rion Brown	18-17	640	35.6	100-225	.444	40-116	.345	50-71	.704	21	76	97	5.4	35	0	31	21	3	10	290	16.1		
25	Garrius Adams	18-18	600	33.3	61-162	.377	16-58	.276	48-80	.600	13	65	78	4.3	33	0	55	28	3	19	186	10.3		
20	Manu Lecomte	18-8	520	28.9	50-116	.431	15-39	.385	32-43	.744	15	24	39	2.2	30	0	44	41	0	11	147	8.2		
21	Erik Swoope	18-8	381	21.2	39-74	.527	0-4	.000	31-46	.674	21	34	55	3.1	32	0	15	7	5	8	109	6.1		
22	Donnavan Kirk	18-15	412	22.9	41-95	.432	9-26	.346	13-23	.565	27	36	63	3.5	34	1	2	21	17	4	104	5.8		
05	Davon Reed	18-4	287	15.9	28-93	.301	14-46	.304	16-23	.696	6	21	27	1.5	26	0	7	18	2	5	86	4.8		
35	James Kelly	13-3	180	13.8	20-54	.370	6-17	.353	9-12	.750	11	25	36	2.8	19	0	4	7	2	4	55	4.2		
23	Tonye Jekiri	18-9	405	22.5	29-68	.426	0-0	.000	15-29	.517	46	64	110	6.1	50	3	12	14	16	15	73	4.1		
04	Raphael Akpejori	17-7	221	13.0	3-12	.250	0-0	.000	7-13	.538	13	22	35	2.1	30	1	2	6	9	1	13	0.8		
12	Justin Heller	3-1	3	1.0	1-4	.250	0-3	.000	0-0	.000	0	0	0	0.0	1	0	0	0	0	0	2	0.7		
11	Mike Fernandez	1-0	1	1.0	0-0	.000	0-0	.000	0-0	.000	0	0	0	0.0	0	0	0	0	0	0	0	0.0		
Team											26	34	60				8							
Total.....		18	3650		372-903	.412	100-309	.324	221-340	.650	199	401	600	33.3	290	5	172	171	57	77	1065	59.2		
Opponents.....		18	3650		373-917	.407	122-341	.358	204-299	.682	195	395	590	32.8	287	3	205	165	57	81	1072	59.6		

<b>TEAM STATISTICS</b>	<b>UM</b>	<b>OPP</b>
SCORING	1065	1072
Points per game	59.2	59.6
Scoring margin	-0.4	-
FIELD GOALS-ATT	372-903	373-917
Field goal pct	.412	.407
3 POINT FG-ATT	100-309	122-341
3-point FG pct	.324	.358
3-pt FG made per game	5.6	6.8
FREE THROWS-ATT	221-340	204-299
Free throw pct	.650	.682
F-Throws made per game	12.3	11.3
REBOUNDS	600	590
Rebounds per game	33.3	32.8
Rebounding margin	+0.6	-
ASSISTS	172	205
Assists per game	9.6	11.4
TURNOVERS	171	165
Turnovers per game	9.5	9.2
Turnover margin	-0.3	-
Assist/turnover ratio	1.0	1.2
STEALS	77	81
Steals per game	4.3	4.5
BLOCKS	57	57
Blocks per game	3.2	3.2
ATTENDANCE	56957	105102
Home games-Avg/Game	9-6329	9-11678
Neutral site-Avg/Game	-	0-0

<b>Date</b>	<b>Opponent</b>	<b>Score</b>	<b>Att.</b>
* 12-08-13	VIRGINIA TECH	Lot 60-61	6270
* 01-04-14	at Syracuse	L 44-49	21839
* 01-08-14	at North Carolina	W 63-57	17569
* 01-15-14	FLORIDA STATE	L 53-63	7413
* 01-18-14	at Georgia Tech	W 56-42	8072
* 01-22-14	DUKE	L 46-67	7972
* 01-25-14	SYRACUSE	L 52-64	7122
* 01-29-14	at Maryland	L 71-74	12061
* 02-05-14	PITTSBURGH	Lot 55-59	5053
* 02-08-14	NC STATE	L 55-56	6666
* 02-10-14	at Florida State	W 77-73	7641
* 02-15-14	at Virginia Tech	L 45-52	5105
* 02-19-14	NOTRE DAME	W 71-64	5133
* 02-22-14	BOSTON COLLEGE	W 69-42	5517
* 02-26-14	at Virginia	L 40-65	11812
* 03-01-14	at NC State	W 85-70	13932
* 03-04-14	at Clemson	L 54-58	7071
* 03-08-14	WAKE FOREST	W 69-56	5811

\$ = Wooden Legacy - Charleston, S.C.

& = Wooden Legacy - Anaheim, Calif.

\* = Conference game

<b>Score by Periods</b>	<b>1st</b>	<b>2nd</b>	<b>OT</b>	<b>Totals</b>
University of Miami	493	559	13	1065
Opponents	473	581	18	1072