

2016-17 MEN'S BASKETBALL GAME NOTES



18

Pitt (12-5, 1-3 ACC) vs. Miami (11-4, 1-2 ACC)

**Saturday, Jan. 14, 2017 • 12:00 p.m. • RSN
Pittsburgh, Pa. • Petersen Events Center (12,508)**

2016-17 SCHEDULE

2K Classic Benefiting Wounded Warrior Project		
N. 11	EASTERN MICHIGAN (ACCN EXTRA)	W, 93-90 **
N. 14	GARDNER-WEBB (ACCN EXTRA)	W, 99-80
N. 17	+ vs. SMU (ESPN2)	L, 67-76
N. 18	+ vs. Marquette (ESPN2)	W, 78-75

N. 22	YALE (ACCN EXTRA)	W, 75-70
N. 25	MOREHEAD STATE (ACCN EXTRA)	W, 76-63

ACC / Big Ten Challenge		
N. 29	at Maryland (ESPN2)	W, 73-59

D. 2	& vs. Duquesne (ACCN Extra)	L, 64-55
D. 7	BUFFALO (ACCN EXTRA)	W, 84-79

Never Forget Tribute Classic		
D. 10	> vs. Penn State (CBSSN)	W, 81-73

D. 17	RICE (ACCN EXTRA)	W, 83-73
D. 21	OMAHA (ACCN EXTRA)	W, 94-75
D. 28	MARSHALL (ACCN EXTRA)	W, 112-106
D. 31	[-/24] NOTRE DAME * (ACCN)	L, 78-77 *
J. 4	[-/11] VIRGINIA * (RSN)	W, 88-76 *
J. 7	at Syracuse * (ACCN)	L, 77-66
J. 11	at [-/14] Louisville * (RSN)	L, 85-80
J. 14	MIAMI * (RSN)	12 PM
J. 17	at NC State * (ESPN2)	7 PM
J. 24	LOUISVILLE * (ESPN2)	7 PM
J. 28	CLEMSON * (RSN)	12 PM
J. 31	at North Carolina * (ESPN2)	7 PM
F. 4	at Duke * (CBS)	1 PM
F. 8	at Boston College * (RSN)	7 PM
F. 11	SYRACUSE * (ACCN)	1 PM
F. 14	VIRGINIA TECH * (ESPN / ESPN2)	7 PM
F. 18	FLORIDA STATE * (ESPN / ESPN2)	4 PM
F. 22	at Wake Forest * (RSN)	7 PM
F. 25	NORTH CAROLINA * (ACCN)	12 PM
F. 28	at Georgia Tech * (ESPN2)	9 PM
M. 4	at Virginia * (ACCN)	12 PM

ACC Tournament		
M. 7-11	^ ACC Tournament (ESPN/ACCN)	TBD

Home games in **BOLDFACE CAPS**

* - indicates Atlantic Coast Conference game

[] - denotes Pitt/opponent AP ranking at time of game

+ Madison Square Garden - New York, N.Y.

& PPG Paints Arena - Pittsburgh, Pa.

> Prudential Center - Newark, N.J.

^ Barclays Center - Brooklyn, N.Y.

All game times are Eastern Time Zone

• denotes overtime(s)

PITT INFORMATION

Pitt	
Panthers	
Record (ACC)	12-5 (1-3 ACC)
AP / Coaches Polls	nr / nr
Last Game	L, 85-80 at [14/15] Louisville (1/11)
Head Coach	Kevin Stallings (Purdue, '82)
Pitt Record	12-5 (First Season)
Career Record	467-288 (24th Season)
vs. Miami	0-0

OPPONENT INFORMATION

Miami	
Hurricanes	
Record (Conference)	11-4 (1-2 ACC)
AP / Coaches Polls	nr / rv
Last Game	L, 67-62 vs. [20/20] Notre Dame (1/12)
Head Coach	Jim Larranaga (Providence, '71)
Miami Record	129-61 (Sixth Season)
Career Record	599-395 (33rd Season)

BROADCAST INFORMATION

RS	Play-by-Play: Justin Kutcher Analyst: Dan Bonner
Where to Watch	http://theacc.com/mbb17rsn0114a
WatchESPN	http://es.pn/2hngTSM
Pitt IMG Sports Network (Flagship - 93.7 The Fan)	Play-by-Play: Bill Hillgrove Analyst: Dick Groat Analyst: Curtis Aiken
Sirius / XM	132 / 193

PITT PANTHERS AVERAGES

No.	Name (Ht., Wt., Yr.)	Pos.	PPG	RPG	APG	Notables
0	Crisshawn Clark (6-4, 210, So.)	G	-	-	-	will miss 2016-17 with left knee injury
1	• Jamel Artis (6-7, 215, Sr.)	G	22.8	5.7	3.3	28.8 points per game in ACC play
2	• Michael Young (6-9, 235, Sr.)	F	22.0	7.8	3.2	20 or more points in 10 games
3	Damon Wilson (6-5, 195, So.)	G	0.8	0.6	0.5	has appeared in 14 games
4	Ryan Luther (6-9, 225, Jr.)	F	6.6	4.2	0.8	team-high .563 field goal percentage
5	Justice Kithcart (6-11, 185, Fr.)	G	1.6	0.9	1.6	.225:1 assist-to-turnover ratio
11	Corey Manigault (6-8, 230, Fr.)	F	0.9	0.9	0.3	2 points & 2 rebounds vs. Morehead State
12	• Chris Jones (6-6, 215, R-Sr.)	G/F	6.6	2.8	2.5	36-of-66 (.545) on two-point field goal attempts
21	• Sheldon Jeter (6-8, 230, Sr.)	F	7.9	7.6	1.7	8.8 rebounds per game in ACC play
23	• Cameron Johnson (6-8, 210, R-So.)	G	11.8	4.8	2.4	2nd on the team with 37 three-point field goals
25	Rozelle Nix (6-11, 300, R-Jr.)	C	1.2	2.3	0.0	has appeared in 6 contests
35	Zach Smith (6-3, 200, R-Jr.)	G	0.0	0.0	0.0	played two seasons at Pitt-Bradford
55	Jonathan Milligan (6-2, 170, R-Jr.)	G	2.3	0.3	0.6	career-high 10 points vs. Gardner-Webb

♦ - projected starter

@Pitt_MBB

Matt Plizga, Assistant Athletic Director of Media Relations
mplizga@athletics.pitt.edu | O: 412-648-8242 C: 919-812-0882

BY THE NUMBERS

- Pitt is ranked 32nd in the most recent RPI with a 5-3 record overall against teams listed in the top 100. The Panthers' strength of schedule currently sits at 16th in the NCAA. Miami enters Saturday's game 69th in the RPI.
- The ACC has 11 teams, including Pitt, currently ranked in the top 50 of the RPI. The Panthers play six games against top 50 teams in January.
- **Jamel Artis** is averaging 29.0 points and 6.4 rebounds per game over the past five contests. He has scored 20 or more points in each of the five games and is 25-of-45 (.556) from three-point range in that span.
- **Michael Young** is the only player in the ACC to rank in the top 10 in scoring (2nd - 22.0 ppg.), rebounds (7th - 7.8 rpg.) and field goal percentage (10th - .488).
- **Jamel Artis** is 21 points shy of becoming the 17th player at Pitt to top the 1,500-point mark. Artis has 1,479 points in 119 career games (12.4 ppg.).
- **Jamel Artis** (22.8 ppg.) and **Michael Young** (22.0 ppg.) are both averaging over 20 points per game on the season. Davidson is the only other school in the NCAA with two players scoring 20 or more points per game.
- Either **Jamel Artis** or **Michael Young** have led the Panthers in scoring in 44 of the past 50 games, including all 17 games this season.
- **Jamel Artis** is one of two players in the NCAA (along with Kansas' Frank Mason) averaging over 20.0 points per game, while shooting better than 50 percent from the field and 45 percent from three-point range.
- Seniors - **Jamel Artis**, **Sheldon Jeter**, **Chris Jones** and **Michael Young** - have accounted for 70.9 percent (979-of-1381) of Pitt's scoring through 17 games. The group has combined for 43 double-figure scoring games, 22 games with 20 or more points and five 30+ point efforts.
- **Michael Young** is one of two players in the NCAA (along with Dedric Lawson of Memphis) averaging over 20.0 points, 7.5 rebounds and 3.0 assists per game.

- **Jamel Artis** (22.8 ppg.) and **Michael Young** (22.0 ppg.) rank first and second, respectively, in the ACC in scoring. The duo has combined for 45 or more points in a game seven times, while both players have topped the 20-point mark in the same game an NCAA-best seven times.
- **Sheldon Jeter** is averaging 12.4 points and 9.0 rebounds per game over the past five contests. He has 22 offensive rebounds and has reached double figures in rebounds three times in that span.
- **Jamel Artis** has scored in double figures in a career-best 19 consecutive games, the second-longest active streak in the ACC, and in 41 of the past 49 games for the Panthers.
- **Jamel Artis** (22.8 ppg.) and **Michael Young** (22.0 ppg.) form the second-leading scoring tandem in the NCAA at 44.8 points per game. The duo has delivered 53.5 percent (739-of-1381) of the team's scoring through 17 games. The tandem is averaging 48.3 points per game in conference play.
- **Jamel Artis** leads the ACC and is 12th in the country in KenPom.com offensive rating at 121.4 points per 100 possessions (minimum 24 percent of possessions used). **Michael Young** is 16th in the NCAA among players with a minimum 28 percent usage rate at 115.8 points per 100 possessions.
- The Pitt threesome of **Jamel Artis** (22.8 ppg.), **Michael Young** (22.0 ppg.) and **Cameron Johnson** (11.8 ppg.) form the second-leading scoring trio in the country at 56.6 points per game. Central Michigan's Marcus Keene, Braylon Rayson and David DiLeo hold the top mark at 57.6 points per game.
- The Panthers are averaging a league-best 10.8 three-point field goals per game in league play, while ranking third in three-point percentage (.417). **Jamel Artis** leads the conference in both categories with 5.50 threes per game and a .595 three-point field goal percentage in ACC play.
- Pitt is 4-2 in games decided by five points or fewer this season with both losses coming to ranked ACC opponents (Notre Dame and Louisville).

STATS COMPARISON

	Pitt	Miami
Points	81.2	72.8
Opp. Points	76.4	60.2
Rebounds	38.5	39.7
Opp. Rebounds	34.4	32.2
Off. Rebounds	10.2	13.1
Opp. Off. Rebounds	10.4	10.9
Field Goal Pct.	.468	.460
Opp. Field Goal Pct.	.438	.383
3-Point Pct.	.384	.362
Opp. 3-Point Pct.	.328	.302
3-Point FGs	8.5	6.4
Opp. 3-Point FGs	7.7	5.7
3-Point FG Attempts	22.1	17.7
Opp. 3-Point FG Attempts	23.5	19.0
Free Throw Pct.	.721	.696
Opp. Free Throw Pct.	.721	.731
Free Throws Made	18.1	13.6
Opp. Free Throws Made	12.6	10.3
Personal Fouls	18.0	15.7
Assists	16.1	11.7
Turnovers	12.1	13.3
Opp. Turnovers	9.9	13.0
Blocked Shots	3.9	4.6
Steals	3.5	7.1

THE SERIES HISTORY

All-Time Record	Series tied 18-18
at the Petersen Events Center	Pitt trails 1-0
In Pittsburgh	Pitt leads 9-6
Since joining the ACC	Pitt trails 2-1
Current streak	Pitt L, 2
Last 10 Meetings	Series tied 5-5
Last 5 Meetings	Miami 65, Pitt 63 (2/9/16)
	Miami 67, Pitt 63 (3/4/15)
	Pitt 59, Miami 55 [OT] (2/5/14)
	Pitt 84, Miami 80 [2OT] (1/10/14)
	Pitt 76, Miami 71 (3/8//02)

- Each of the past seven meetings in the series have been decided by nine points or less.

HONORS & AWARDS

Jamel Artis	Preseason third team All-ACC (<i>Athlon</i>)
Ryan Luther	First National Bank Student-Athlete of the Week (12/20)
Cameron Johnson	NABC Good Works Team (nominee)
Michael Young	Midseason ACC Player of the Year (HoopsHD.com)
	CollegeSportsMadness.com ACC Player of the Week (12/12)
	2K Classic All-Tournament Team
	ACC Player of the Week (11/21)
	ACC Co-Player of the Week (11/14)
	NCAA March Madness All-Week Team (11/29)
	First National Bank Student-Athlete of the Week (12/13)
	Preseason second team All-ACC (<i>ACSM</i>)
	Karl Malone Player of the Year - Top PF (watch list)
	Senior CLASS Award (nominee)
	No. 58 CBS Sports Top 100 (<i>CBSSports.com</i>)
	No. 25 Power Forward in the NCAA (<i>Lindy's</i>)
	Preseason second team All-ACC (<i>Athlon</i>)
	No. 10 Top Post Prospect in the NCAA (<i>Athlon</i>)

30 VS. MARSHALL
FG: 9-OF-14 / 3FG: 3-OF-8

25 VS. [24] NOTRE DAME
FG: 9-OF-17 / 3FG: 5-OF-8

24 VS. [11] VIRGINIA
FG: 6-OF-12 / 3FG: 6-OF-7

23 AT SYRACUSE
FG: 6-OF-14 / 3FG: 4-OF-9

43 AT [14] LOUISVILLE
FG: 15-OF-22 / 3FG: 7-OF-12

29.0 PPG

TOP TEAMS SINCE 2001-02

• Pitt is one of the top programs in terms of wins and winning percentage in the country since the start of the 2001-02 season.

NCAA • Top Winning Pct since 2001-02 Season

Rk	Team	2016-17	2001-P	PCT
1.	Kansas	15-1	463-96	.828
2.	Gonzaga	16-0	430-95	.819
3.	Duke	14-3	443-101	.814
4.	Kentucky	14-2	424-126	.771
5.	Memphis	12-5	410-132	.756
6.	Louisville	14-3	405-137	.747
7.	Wisconsin	14-3	393-136	.743
8.	Pitt	12-5	397-139	.741
9.	Florida	13-3	399-143	.737
10.	North Carolina	15-3	407-147	.735
11.	Syracuse	10-7	399-146	.732
12.	Arizona	16-2	386-147	.724
13.	Ohio State	10-7	385-154	.714
14.	Connecticut	7-9	382-155	.711
	Michigan State	12-6	388-158	.711

NCAA • Most Wins since 2001-02 Season

Rk	Team	Wins
1.	Kansas	463
2.	Duke	443
3.	Gonzaga	430
4.	Kentucky	424
5.	Memphis	410
6.	North Carolina	407
7.	Louisville	405
8.	Syracuse	399
	Florida	399
10.	Pitt	397
11.	Wisconsin	393
12.	Michigan State	388
13.	Arizona	386
14.	Ohio State	385
15.	Connecticut	382

through Jan. 12

HOME COURT ADVANTAGE

• Pitt has compiled a 231-36 (.865) record, including a 135-5 (.964) ledger in non-conference play, at the Petersen Events Center.

• Pitt is 22-15 (.595) versus teams ranked in the top 25 of the AP Poll at the Petersen Events Center, with a 14-4 (.778) mark against top-10 teams and a 9-1 (.900) ledger versus teams ranked in the top-5 nationally.

NCAA • Homecourt Wins since 2002-03 Season

Rk	Team	Wins
1.	Kansas	234
2.	Pitt	231
3.	Memphis	229
4.	Syracuse	226
5.	Duke	221

NCAA • Homecourt Winning Pct. since 2002-03 Season

Rk	Team	Wins	Losses	PCT
1.	Kansas	234	11	.955
2.	Duke	221	16	.932
3.	Gonzaga	183	16	.920
4.	Michigan State	209	24	.897
5.	Wisconsin	217	26	.893
6.	Kentucky	215	26	.892
7.	Memphis	229	32	.877
8.	North Carolina	196	29	.871
9.	Florida	206	31	.869
10.	Pitt	231	36	.865

through Jan. 12

STALLINGS ON THE ACTIVE WINS LIST

• Head coach Kevin Stallings, in his 24th season manning the sidelines, has won 467 games - 25th-most wins among active NCAA Division I coaches.

• Stallings has led his teams to 12 seasons with 20 or more wins and 16 postseason appearances, including nine NCAA Tournament bids.

NCAA Active Coaches • Most Wins

Rk	Coach, Current Team	Season	Wins
1.	Mike Krzyzewski, Duke	42nd	1,057
2.	Jim Boeheim, Syracuse	41st	894
3.	Roy Williams, North Carolina	29th	798
4.	Rick Pitino, Louisville	31st	758
5.	Bob Huggins, West Virginia	32nd	733
6.	Cliff Ellis, Coastal Carolina	39th	723
7.	John Calipari, Kentucky	25th	676
8.	Rick Barnes, Tennessee	30th	627
9.	Bill Self, Kansas	24th	607
10.	Jim Larranaga, Miami	33rd	599
11.	Lon Kruger, Oklahoma	31st	596
12.	Dana Altman, Oregon	28th	579
13.	Tubby Smith, Memphis	26th	569
14.	Steve Fisher, San Diego State	27th	561
15.	Tom Izzo, Michigan State	22nd	536
16.	Fran Dunphy, Temple	28th	534
17.	Bob McKillop, Davidson	28th	524
18.	Larry Eustachy, Colorado State	26th	500
19.	Leonard Hamilton, Florida State	29th	494
20.	John Beilein, Michigan	25th	493
21.	Jay Wright, Villanova	23rd	492
22.	Mark Few, Gonzaga	18th	483
23.	Kelvin Sampson, Houston	24th	474
24.	Mike Brey, Notre Dame	22nd	470
25.	Kevin Stallings, Pitt	24th	467

through Jan. 12

NEW COACH; OLD PLAYERS

• Head coach Kevin Stallings' first edition of Pitt basketball is headlined by four seniors - **Jamel Artis, Sheldon Jeter, Chris Jones** and **Michael Young**.

• Pitt's four returning seniors are the most productive group in the ACC, combining for 4,250 points and 1,913 rebounds in 433 career games (276 starts).

• The Panther seniors are averaging 59.3 points and 23.9 rebounds per game. The group has accounted for 43 of the team's 59 double-figure scoring games, including 22 games with 20 or more points scored.

• Pitt's seniors have combined to score 70.9 percent (979-of-1381) of the team's points and grab 60.8 (398-of-655) of the team's rebounds this season.

• The senior quartet has combined to score 60 or more points seven times this season, including a season-best 81 points in a win over Marshall when Jones was sidelined due to a foot injury.

Pitt Senior Production

Rk	Opponent (Date)	PTS	REB	AST
1.	Marshall (Dec. 28, 2016)	81	24	8
2.	Eastern Michigan (Nov. 11, 2016)	75	31	14
3.	at [14] Louisville (Jan. 11, 2017)	71	19	10
4.	vs. Marquette (Nov. 18, 2016)	68	20	9
5.	[11] Virginia (Jan. 4, 2017)	64	26	15
6.	vs. Penn State (Dec. 10, 2016)	62	28	10
7.	[24] Notre Dame (Dec. 31, 2016)	60	31	15
8.	at Syracuse (Jan. 7, 2017)	59	25	5
9.	Buffalo (Dec. 7, 2016)	56	17	11
10.	at Maryland (Nov. 29, 2016)	55	27	6

PITT SEASON & CAREER TOTALS

	2016-17	Career
Double-Figure Scoring Games		
Michael Young	17 (12-5)	77 (52-25)
Jamel Artis	16 (12-4)	68 (46-22)
Sheldon Jeter	6 (5-1)	29 (23-6)
Chris Jones	4 (3-1)	25 (17-8)
Cameron Johnson	12 (10-2)	16 (14-2)
Ryan Luther	3 (3-0)	9 (7-2)
Damon Wilson	-	2 (2-0)
Jonathan Milligan	1 (1-0)	1 (1-0)

20+ Point Games

Jamel Artis	11 (7-4)	24 (18-6)
Michael Young	10 (8-2)	24 (18-6)
Sheldon Jeter	1 (1-0)	3 (3-0)
Cameron Johnson	-	2 (2-0)
Ryan Luther	1 (1-0)	1 (1-0)
Chris Jones	-	1 (1-0)
Damon Wilson	-	1 (1-0)

30+ Point Games

Jamel Artis	3 (2-1)	4 (3-1)
Michael Young	2 (2-0)	2 (2-0)

40+ Point Games

Jamel Artis	1 (0-1)	1 (0-1)
-------------	---------	---------

10+ Rebound Games

Michael Young	4 (3-1)	15 (11-4)
Sheldon Jeter	6 (3-3)	7 (4-3)
Jamel Artis	-	3 (3-0)
Ryan Luther	-	1 (1-0)

Double-Doubles

Michael Young	4 (3-1)	13 (10-3)
Sheldon Jeter	3 (2-1)	4 (3-1)
Jamel Artis	-	2 (2-0)
Ryan Luther	-	1 (1-0)

3+ Three-Point FG Games

Jamel Artis	9 (6-3)	15 (10-5)
Cameron Johnson	6 (6-0)	9 (9-0)
Chris Jones	-	7 (4-3)
Sheldon Jeter	1 (1-0)	3 (2-1)
Michael Young	1 (1-0)	1 (1-0)

Scoring Leaders

Michael Young	12 (9-3)	38 (25-13)
Jamel Artis	7 (4-3)	36 (23-13)
Chris Jones	-	3 (1-2)
Cameron Johnson	2 (2-0)	3 (3-0)
Sheldon Jeter	-	2 (2-0)
Ryan Luther	-	2 (0-2)
Damon Wilson	-	1 (1-0)

Rebounding Leaders

Michael Young	8 (6-2)	42 (24-18)
Jamel Artis	-	17 (9-8)
Sheldon Jeter	9 (5-4)	17 (10-7)
Ryan Luther	2 (2-0)	4 (3-1)
Chris Jones	-	1 (1-0)
Cameron Johnson	1 (1-0)	2 (2-0)

Assists Leaders

Jamel Artis	5 (5-0)	15 (10-5)
Michael Young	7 (3-4)	12 (7-5)
Chris Jones	3 (2-1)	8 (7-1)
Cameron Johnson	3 (2-1)	3 (2-1)
Damon Wilson	-	2 (1-1)
Justice Kithcart	1 (1-0)	1 (1-0)
Ryan Luther	1 (1-0)	1 (1-0)
Sheldon Jeter	1 (0-1)	1 (0-1)

Record in such games in ()

STREAKS

Overall	Lost 2
Unranked teams anywhere	Lost 1
Ranked teams anywhere	Lost 1
Home	Won 1
Home ACC	Won 1
Home non-conference	Won 13
Home unranked non-conference	Won 17
Home ranked teams	Won 1
Home unranked teams	Won 8
Road	Lost 2
Road ACC	Lost 4
Road ranked teams	Lost 9
Road unranked teams	Lost 1
Neutral	Won 1
Neutral ranked teams	Lost 4
Neutral unranked teams	Won 1

Consecutive Made Free Throws (active streak)

Cameron Johnson	8
Jonathan Milligan	6
Chris Jones	6
Rozelle Nix	3
Ryan Luther	2
Jamel Artis	2
Michael Young	1
Sheldon Jeter	1
Corey Manigault	1
Damon Wilson	1

Consecutive Games with a Three-Point Field Goal

Jamel Artis	11
Michael Young	2
Sheldon Jeter	1

Games Played	2016-17	Career
Michael Young	17 (12-5)	120 (78-42)
Jamel Artis	16 (12-4)	119 (78-41)
Chris Jones	16 (11-5)	113 (74-39)
Sheldon Jeter	17 (12-5)	81 (49-32)
Ryan Luther	17 (12-5)	72 (47-25)
Cameron Johnson	17 (12-5)	57 (38-19)
Damon Wilson	14 (10-4)	44 (29-15)
Justice Kithcart	17 (12-5)	17 (12-5)
Jonathan Milligan	15 (10-5)	19 (13-6)
Rozelle Nix	6 (5-1)	6 (5-1)
Corey Manigault	8 (6-2)	8 (6-2)
Zach Smith	2 (2-0)	2 (2-0)

Starts

	Consecutive	Career
Michael Young	15 (10-5)	118 (77-41)
Jamel Artis	9 (6-3)	83 (52-31)
Chris Jones	3 (1-2)	44 (27-17)
Sheldon Jeter	17 (12-5)	30 (16-14)
Cameron Johnson	17 (12-5)	18 (12-6)
Justice Kithcart	-	2 (1-1)
Ryan Luther	-	1 (1-0)
Damon Wilson	-	1 (0-1)

Record in such games at Pitt in ()

PITT'S DYNAMIC DUO

- **Jamel Artis** and **Michael Young** continue to form one of the most dynamic scoring tandems in the country. The duo has combined for 45 or more points in a game seven times this season and is currently averaging 44.8 points per game.
- Young and Artis are attempting to become the first set of Panther teammates to each average 20.0 or more points per game. Pitt has only had four tandems average 17.0 ppg. or better in a season.
- Either Young or Artis have led the Panthers in scoring in 44 of the past 50 games, including all 17 contests this season.
- Young and Artis form one of two duos (along with Davidson's Jack Gibbs and Payton Aldridge) in the NCAA with both players averaging over 20.0 points per game.
- The duo has combined for 33 double-figure scoring games, 21 games with 20 or more points and five 30+ point efforts, while accounting for 53.5 percent (739-of-1381) of the team's scoring.

ACC • Top Scoring Tandems

Rk	Players (PPG), Team	PPG
1.	J. Artis (22.8) & M. Young (22.0), Pitt	44.8
2.	L. Kennard (20.4) & J. Tatum (17.4), Duke	37.8
3.	D. Smith (18.8) & T. Henderson (15.4), NC State	34.2
4.	J. Robinson (20.8) & K. Bowman (12.8), BC	33.6
5.	J. Jackson (17.7) & Joel Berry (15.6), North Carolina	33.3

NCAA • Top Scoring Tandems

Rk	Players (PPG), Team	PPG
1.	M. Keene (29.3) & B. Rayson (18.7), Central Mich.	48.0
2.	J. Artis (22.8) & M. Young (22.0), Pitt	44.8
3.	J. Gibbs (21.0) & P. Aldridge (20.8), Davidson	41.8
4.	J. Adams (22.3) & M. Mobley (19.4), St. Bonaventure	41.7
5.	A. Peters (24.2) & S. Hammink (15.3), Valpo	39.5
6.	A. Wintering (21.0) & J. Johnson (17.7), Portland	38.7
7.	R. Onwuasor (23.4) & J. McGee (15.2), Southern Utah	38.6
8.	M. Monk (21.7) & D. Fox (16.7), Kentucky	38.4
9.	E. Koulechov (19.6) & M. Evans (18.6), Rice	38.2
10.	J. Elmore (21.0) & S. Browning (16.9), Marshall	37.9

through Jan. 12

Pitt • Top Scoring Tandems

Rk	Players (PPG), Year	PPG
1.	J. Artis (22.8) & M. Young (22.0), 2016-17	44.8
2.	D. Hennon (26.0) & J. Pegues (17.6), 1957-58	43.6
3.	B. Shorter (20.6) & J. Matthews (19.1), 1989-90	39.7
4.	B. Knight (21.0) & K. Scott (17.1), 1971-72	38.1
5.	D. Hennon (25.7) & J. Fridley (12.2), 1958-59	37.9

Pitt • Tandems to Average 17.0 or more PPG

Year	Players (PPG)
1957-58	Don Hennon (26.0) & Julius Pegues (17.6)
1963-64	Calvin Sheffiled (18.5) & Brian Generalovich (17.2)
1971-72	Billy Knight (21.0) & Kent Scott (17.1)
1989-90	Brian Shorter (20.6) & Jason Matthews (19.1)
2016-17	Jamel Artis (22.8) & Michael Young (22.0)

Pitt's 1-2 Punch Production • Artis & Young

Rk	Opponent (Date)	PTS	FG-FGA	FT-FTA
1.	Marshall (Dec. 28, 2016)	60	18-of-34	19-of-28
	at [14] Louisville (Jan. 11, 2017)	60	20-of-36	10-of-19
3.	Eastern Michigan (Nov. 11, 2016)	53	13-of-26	22-of-25
4.	vs. Marquette (Nov. 18, 2016)	51	18-of-35	12-of-14
5.	[24] Notre Dame (Dec. 31, 2016)	50	19-of-41	3-of-3
6.	at Maryland (Nov. 29, 2016)	47	15-of-32	13-of-15
7.	vs. Penn State (Dec. 10, 2016)	45	13-of-29	14-of-18
8.	Yale (Nov. 22, 2016)	44	16-of-30	12-of-13
9.	Virginia (Jan. 4, 2017)	43	14-of-30	9-of-19
	Rice (Dec. 17, 2016)	43	14-of-22	11-of-13
	Omaha (Dec. 21, 2016)	43	16-of-27	5-of-6

MORE ON PITT'S POTENT 1-2 PUNCH

- **Jamel Artis** and **Michael Young** have each topped the 20-point mark an NCAA-best seven times this season. The tandem's seven games with each player topping the 20-point mark is already tied for the most at Pitt since the start of the 1972-73 season.
- Artis and Young each scored 30 points in a Dec. 28 win over Marshall to become the first pair of teammates to top the 30-point mark in the same game in program history.
- Artis and Young both topped the 20-point mark in three consecutive games from Nov. 17-22, becoming the first duo to accomplish that feat in the past 30 seasons.

Pitt • 20+ Point Tandems since 1972-73 season

Rk	Players, Year	Games
1.	Jamel Artis & Michael Young, 2016-17	7
	Brian Shorter & Jason Matthews, 1989-90	7
3.	Charles Smith & Jerome Lane, 1986-87	6
4.	Brian Shorter & Bobby Martin, 1989-90	5
	Jason Matthews & Bobby Martin, 1989-90	5
	Charles Smith & Curtis Aiken, 1986-87	5

NCAA • 20+ Point Tandems in 2016-17

Rk	Players, School	Games
1.	Jamel Artis & Michael Young, Pitt	7
	Jaylen Adams & Matt Mobley, St. Bonaventure	7
3.	Ike Smith & Tookie Brown, Georgia Southern	6
4.	Torian Graham & Tra Holder, Arizona State	5
	Jack Gibbs & Peyton Aldridge, Davidson	5

ACC • 20+ Point Scoring Games

Rk	Player, School	Games
1.	Jerome Robinson, Boston College	13
2.	Jamel Artis, Pitt	11
3.	Michael Young, Pitt	10
4.	Luke Kennard, Duke	9
5.	Dennis Smith, NC State	8

NCAA • 20+ Point Scoring Games

Rk	Player, Team	Games
1.	Marcus Keene, Central Michigan	14
2.	Mike Daum, South Dakota State	13
	Alec Peters, Valparaiso	13
	Jerome Robinson, Boston College	13
	Chris Clemons, Campbell	13
6.	Tyler Hall, Montana State	12
7.	Jamel Artis, Pitt	11
	Randy Onwuasor, Southern Utah	11
	Markelle Fultz, Washington	11
	Keon Johnson, Winthrop	11
	Marcus Marshall, Nevada	11
	Dallas Moore, North Florida	11
	Kendrick Ray, Kennesaw State	11
	Josh Robinson, Austin Peay	11
15.	Michael Young, Pitt	10
	Jaylen Adams, St. Bonaventure	10
	Damon Lynn, NJIT	10
	Dwayne Russell, Grand Canyon	10
	Payton Aldridge, Davidson	10
	Peter Jok, Iowa	10
	Jonathan Williams, Toledo	10
	Nisre Zouzoua, Bryant	10
	T.J. Williams, Northeastern	10

through Jan. 12

NCAA • Players Averaging 20.0 PPG, 5.0 RPG & 3.0 APG

Player, School	PPG	RPG	APG
Jamel Artis, Pitt	22.8	5.7	3.2
Michael Young, Pitt	22.0	7.8	3.2
Dedric Lawson, Memphis	20.8	10.8	3.8
Markelle Fultz, Washington	22.1	5.9	6.4
Randy Onwuasor, Southern Utah	23.4	6.8	3.3

YOUNG AMONG NCAA BEST

- **Michael Young** is second in the ACC (13th nationally) in scoring at 22.0 points per game. He has scored in double figures 77 times in his career, including 46 of the past 50 contests.
- Young's 10 games with 20 or more points scored is tied for 15th-most in the NCAA this season.
- Young scored 20 or more points in five consecutive games from Nov. 17 - Nov. 29. He became the first Panther to top the 20-point mark in five consecutive games since Vonteeo Cummings scored 20 or more points in the first five games of the 1997-98 season.
- Young is one of two players in the NCAA averaging over 20.0 points, 7.5 rebounds and 3.0 assists per game. He is joined on the list by Detric Lawson (Memphis).
- Young is shooting 42.1 percent (24-of-57) from three-point range on the year. His 24 threes on the year has already surpassed his career total of 19 entering the season.

PITT'S 1,500-PT / 700-REB CLUB

- **Michael Young** is one of eight players at Pitt to record over 1,500 points and 700 rebounds in a career.
- Young is one of just three players at Pitt to score 1,500 points, grab 700 rebounds and dish out 200 assists.

Pitt • 1,500-Point / 700-Rebound Club

Player, Years	Points	Rebounds	Assists
Billy Knight, 1972-74	1,731	938	206
Sam Clancy, 1978-81	1,671	1,342	188
Clyde Vaughan, 1981-84	2,033	922	90
Charles Smith, 1985-88	2,045	987	171
Brian Shorter, 1989-91	1,633	772	123
Ricardo Greer, 1998-01	1,753	888	373
Sam Young, 2006-09	1,884	712	138
Michael Young, 2014-p.	1,561	756	206

ARTIS EMBRACES MOVE TO PG

- **Jamel Artis** has made a smooth transition to the point averaging 22.8 points, 5.7 rebounds and 3.2 assists per game. He leads the ACC (eighth nationally) in scoring and is tied for seventh in the NCAA in 20+ point scoring games with 11.
- Artis has been even more impressive in conference play, leading the league in scoring (28.8 ppg.), three-point percentage (.595), three-point field goals (5.50 3pg.) and minutes played (39.75 mpg.).
- Artis has scored in double figures in a career-best 19 consecutive games. He has 68 double-figure scoring games overall, including 41 of the past 49 contests for the Panthers.
- Artis scored 31 points on 10-of-14 shooting from the field, including 4-of-7 from three-point range, in a home win over Rice. The 30+ point effort on just 14 field goal attempts is tied for the fourth-fewest attempts in a 30-point game at Pitt.
- Artis added another 30-point game on just 14 field goal attempts in a Dec. 28 win over Marshall. He finished 9-of-14 shooting from the field, including 3-of-8 from three-point range, and 9-of-15 from the foul line in the contest.
- Artis has scored 20 or more points in each of the past four games and is averaging 25.5 points and 7.3 rebounds per game in that span.
- Artis and teammate **Michael Young** are two of five players in the NCAA currently averaging at least 20.0 points, 5.0 rebounds and 3.0 assists per game.

- Artis is one of four players in Pitt history to amass 1,400 points, 500 rebounds and 250 assists in a career.
- Artis is one of two players in the NCAA (along with Kansas' Frank Mason) averaging over 20 points per game, while shooting at least 50 percent from the field and 45 percent from three-point range.
- Artis is averaging 4.4 three-point field goals per game over the past eight contests. He is 35-of-63 (.556) from beyond the arc in that span with three or more three-pointers in all eight contests.
- Artis made his final six three-point field goals against No. 11 Virginia, tied for the fifth-most consecutive made threes in program history.
- Artis leads the ACC (19th nationally) in three-point percentage (.467) and three-pointers per game (3.06 3FG). He made a career-high seven three-pointers at No. 14 Louisville Jan. 11.

Pitt • 1,400-Point / 500-Rebound / 250-Assist Club

Player, Years	Points	Rebounds	Assists
Demetrius Gore, 1998-01	1,753	888	373
Carl Krauser, 2003-06	1,642	526	568
Lamar Patterson, 2010-14	1,410	588	427
Jamel Artis, 2014-p.	1,436	559	248

NCAA • 20 PPG / 50 FG PCT / 40 3FG PCT

Player, School	PPG	FG%	3FG%
Jamel Artis, Pitt	22.8	.527	.467
Luke Kennard, Duke	20.4	.532	.447
Peyton Aldridge, Davidson	20.8	.517	.413
Malik Monk, Kentucky	21.7	.504	.410
T.J. Williams, Northeastern	21.1	.517	.408
Frank Mason, Kansas	20.4	.532	.549

ARTIS ERUPTS AT LOUISVILLE

- **Jamel Artis** scored a career-high 43 points, the second-highest total in Pitt history, on 15-of-22 shooting from the field, including 7-of-13 from three-point range, in a road loss to [14/15] Louisville. It was just the sixth 40-point game in program history.
- Artis scored a school-record 32 points in the second half of play, going 11-of-15 from the field over the final 20 minutes. He had 20 of his 32 second half points in the final 6:30 of action.
- Artis' 22 field goal attempts were the second-fewest in a 40-point game in Pitt history, while his seven three-point field goals is tied for third in the record books.
- Artis' 43-point effort was the most in the ACC since a 46-point effort by Boston College's Tyrese Rice March 1, 2008 against North Carolina.

Pitt • Single-Game Scoring Leaders

Rk	Player vs. Opponent (Date)	Points
1.	Don Hennon vs. Duke (Dec. 21, 1957)	45
2.	Jamel Artis at Louisville (Jan. 11, 2017)	43
3.	Don Hennon vs. Ohio State (Dec. 3, 1958)	41
	Don Hennon vs. Geneva (Feb. 24, 1958)	41
5.	Ed Pavlick vs. Ohio State (Dec. 1, 1954)	40
	Jason Maile vs. Villanova (Feb. 12, 1997)	40

Pitt • Most Points in a Half (since 1970-71)

Rk	Player vs. Opponent (Date)	Points
1.	Jamel Artis at Louisville (Jan. 11, 2017)	32
2.	Jason Maile vs. Villanova (Feb. 12, 1997)	28
	Demetrius Gore vs. Wisconsin (Dec. 30, 1986)	28
4.	Larry Harris vs. Syracuse (Dec. 6, 1975)	27
5.	Chevon Troutman vs. Connecticut (Jan. 22, 2005)	25
	Carl Krauser vs. Pacific (March 17, 2005)	25
	Larry Harris vs. Maryland (Feb. 15, 1977)	25

PITT CAREER SCORING LEADERS

Rk	Player (Years)	Points
1.	Charles Smith (1984-88)	2,045
2.	Clyde Vaughan (1980-84)	2,033
3.	Larry Harris (1974-78)	1,914
4.	Sam Young (2005-09)	1,884
5.	Don Hennon (1956-59)	1,841
6.	Jason Matthews (1987-91)	1,840
7.	Ricardo Greer (1997-01)	1,753
8.	Ashton Gibbs (2008-12)	1,748
9.	Billy Knight (1971-74)	1,731
10.	Sam Clancy (1977-81)	1,671
11.	Carl Krauser (2002-06)	1,642
12.	Brian Shorter (1988-91)	1,633
13.	Vonteeo Cummings (1995-99)	1,581
14.	Michael Young (2013-p.)	1,561
15.	Demetrius Gore (1984-88)	1,555
16.	Julius Page (2000-04)	1,512
17.	Jamel Artis (2013-p.)	1,479
18.	Brandin Knight (1999-03)	1,440
19.	Lamar Patterson (2009-14)	1,410
20.	Jerry McCullough (1991-96)	1,342
21.	Sean Miller (1987-92)	1,282
	Bobby Martin (1987-91)	1,282
23.	Chevon Troutman (2001-05)	1,274
24.	Jaron Brown (2000-04)	1,258
25.	Levance Fields (2005-09)	1,247
26.	Jerome Lane (1985-88)	1,217
27.	Curtis Aiken (1983-87)	1,200
28.	Bob Lazor (1954-57)	1,175
29.	John Riser (1954-57)	1,164
30.	Kent Scott (1969-72)	1,143
31.	Isaac Hawkins (1996-01)	1,127
32.	Talib Zanna (2009-14)	1,117
33.	James Robinson (2012-16)	1,115
	Calvin Sheffield (1961-64)	1,115
35.	Brian Generalovich (1961-64)	1,114
36.	Aaron Gray (2003-07)	1,109
37.	Tray Woodall (2008-13)	1,108
38.	Donatas Zavackas (1999-03)	1,099
39.	Ronald Ramon (2004-08)	1,096
40.	Brad Wanamaker (2007-11)	1,090
41.	Chris McNeal (1990-93)	1,067
42.	Carlton Neverson (1978-81)	1,057
43.	Julius Pegues (1955-58)	1,050
44.	Rod Brookin (1986-90)	1,047
45.	Gilbert Brown (2006-11)	1,046
46.	Darelle Porter (1987-91)	1,007

► ACC / NCAA STAT RANKINGS

Team		ACC Rank	NCAA Rank
W-L Percentage	.706	10th	65th
Scoring Offense	81.2	7th	43rd
Scoring Defense	76.4	15th	-
Scoring Margin	+4.8	13th	-
FG Pct.	.468	9th	80th
Opp. FG Pct.	.438	14th	-
3-Pt. Pct.	.384	6th	59th
3-Pt. FGs Per Game	8.5	4th	-
Opp. 3-Pt. Pct.	.328	11th	-
FT Pct.	.721	5th	100th
Rebound Margin	+4.1	7th	77th
Assists	16.1	6th	62nd
Assist/Turnover Ratio	1.33:1	6th	40th
Blocked Shots	3.9	12th	-
Steals	3.5	15th	-
Turnovers Per Game	12.1	6th	66th
Turnover Margin	-2.2	15th	-

Individual

	ACC Rank	NCAA Rank
--	----------	-----------

Scoring

Jamel Artis	22.8	1st	8th
Michael Young	22.0	2nd	13th

Field Goal Percentage

Jamel Artis	.527	5th	81st
Michael Young	.488	10th	-

Three-Point Field Goal Percentage

Jamel Artis	.467	1st	14th
-------------	------	-----	------

Three-Point Field Goals

Jamel Artis	3.06	1st	36th
Cameron Johnson	2.18	11th	-

Rebounds

Michael Young	7.8	8th	-
Sheldon Jeter	7.6	T-11th	-

Offensive Rebounds

Sheldon Jeter	2.59	11th	-
---------------	------	------	---

Defensive Rebounds

Michael Young	6.18	6th	-
---------------	------	-----	---

Minutes

Jamel Artis	35.3	1st	38th
-------------	------	-----	------

ACC rankings / NCAA rankings through Jan. 11

ACC • Highest Scoring Game (since 2004-05)

Rk	Player - School vs. Opponent (Date)	Points
1.	T. Rice - BC vs. North Carolina (March 1, 2008)	46
2.	A. Thornton - FSU vs. Miami (March 3, 2007)	45
3.	Jamel Artis - Pitt at Louisville (Jan. 11, 2017)	43
4.	T.J. Warren - NCST vs. BC (March 9, 20014)	42
5.	T.J. Warren - NCST vs. Pitt (March 3, 2014)	41
	O. Hanlan - BC vs. Georgia Tech (March 14, 2013)	41
	G. Vasquez - Maryland vs. VT (Feb. 27, 2010)	41
	D. Hudson - VT vs. Seton Hall (Jan. 2, 2010)	41
	S. Singletary - UVA vs. Miami (March 1, 2008)	41
	J.J. Redick - Duke vs. Texas (Dec. 10, 2005)	41
	J.J. Redick - Duke vs. Georgetown (Jan. 21, 2006)	41
12	H. Barnes - UNC vs. Clemson (March 12, 2011)	40
	J.R. Reynolds - UVA vs. Wake Forest (Jan. 22, 2007)	40
	J.J. Redick - Duke vs. Virginia (Jan. 8, 2006)	40
	T. Hansbrough - UNC vs. Georgia Tech (Feb. 15, 2006)	40
	D. Smith - UVA vs. Iowa State (Dec. 6, 2004)	40

JOHNSON AMONG MOST IMPROVED

- Cameron Johnson is averaging 11.8 points per game, up 7.0 points per game from a year ago and the sixth-largest increase in the ACC. He has scored in double figures 12 times on the year.

- Johnson has made three or more three-pointers in a game six times this season. He is 37-of-95 (.389) from three-point range on the year.

- Johnson scored in double figures in a career-best 11 consecutive games from Nov. 22-Jan. 4. He averaged 14.1 points and 5.5 rebounds in that span. Johnson had 28 three-point field goals and shot 80.6 percent (29-of-36) from the foul line over the 11 games.

- Johnson set a school record with eight consecutive made three-point field goals earlier this season. He made his final attempt against Eastern Michigan, all four attempts versus Gardner-Webb and his first three attempts against SMU.

ACC • Largest Scoring Increase from 2015-16

Rk	Player, School	2015-16	2016-17	+
1.	Matt Farrell, Notre Dame	2.6	14.1	+11.5
2.	Ben Lammers, GT	3.6	14.9	+11.3
3.	Jerome Robinson, BC	11.7	20.9	+9.2
4.	Luke Kennard, Duke	11.8	20.4	+8.6
5.	John Collins, Wake Forest	7.3	15.8	+8.5
6.	Cameron Johnson, Pitt	4.8	11.8	+7.0

through Jan. 12

Pitt • Consecutive Three-Point Field Goals

Rk	Player (Dates)	Consecutive 3FG
1.	Cameron Johnson (Nov. 11-17, 2016)	8
2.	Sean Miller (Feb. 12-14, 1991)	7
	Sean Miller (Dec. 2-7, 1987)	7
	Josh Newkirk (March 1-8, 2014)	7
5.	Jamel Artis (Jan. 4, 2017)	6
	Jason Maile (Jan. 29-Feb. 1, 1997)	6
	Jason Maile (Feb. 12, 1997)	6
	Jason Maile (Dec. 27, 1996)	6
	Ashton Gibbs (Jan. 29-Feb. 5, 2011)	6

LUTHER COMING ON OFF THE BENCH

- Junior Ryan Luther has emerged as Pitt's top performer off the bench. He has been the Panthers first substitution 14 times and is averaging 6.6 points and 4.2 rebounds per game, while shooting 56.3 percent from the field.

- Luther scored a career-high 20 points on 8-of-8 shooting from the field in a win over Rice. He knocked down a pair of three-point field goals and added seven rebounds and a career-high four assists in the contest.

- Luther recorded the fourth 20-point game with 100 percent shooting efficiency in program history in the win over Rice. He also extended his consecutive made field goal streak to 10 against the Owls - tied for the sixth-longest streak at Pitt.
- Luther's effort against Rice marked the 12th time a Pitt player has posted a 1,000 field goal percentage (minimum of eight attempts).

- Luther set a Pitt record with 15 consecutive made field goals from Dec. 10-21. He made his final two attempts against Penn State, all eight of his attempts in a win over Rice and his first five shots against Omaha to set the mark.

Pitt • 20-Point Games with 100 Percent Efficiency

Player	Opponent (Date)	Points	FG	FT
Ryan Luther vs. Rice (Dec. 17, 2017)		20	8-of-8	2-of-2
J.J. Moore at DePaul (March, 3, 2013)	20	8-of-8	5-of-5	
C. Troutman vs. Georgetown (Jan. 25, 2003)	20	5-of-5	10-of-10	
E. Mobley vs. YSU (Nov. 27, 1993)	20	10-of-10	0-of-0	

Pitt • Consecutive Made Field Goals

Rk	Player (Dates)	Consecutive FG
1.	Ryan Luther (Dec. 10-21, 2016)	15
2.	Charles Smith (Jan. 6-11, 1988)	14
3.	Nasir Robinson (Jan. 28-30, 2012)	13
	Eric Mobley (Nov. 27-Dec. 2, 1993)	13
	Brian Shorter (Feb. 11-13, 1993)	13

Pitt • Single-Game Field Goal Percentage (min. 8 attempts)

Player	Opponent (Date)	FG-FGA	PCT
B. Shorter vs. Providence (Feb. 11, 1990)		11-of-11	1.000
E. Mobley vs. YSU (Nov. 27, 1993)		10-of-10	1.000
D. Blair vs. Villanova (March 28, 2009)		9-of-9	1.000
N. Robinson vs. Georgetown (Jan. 28, 2012)		9-of-9	1.000
A. Gray at Providence (Feb. 15, 2006)		9-of-9	1.000
Ryan Luther vs. Rice (Dec. 17, 2016)		8-of-8	1.000
C. Troutman vs. Saint Francis (Nov. 23, 2003)		8-of-8	1.000
D. Taylor vs. St. John's (Feb. 29, 2012)		8-of-8	1.000
C. Smith vs. St. John's (Jan. 9, 1988)		8-of-8	1.000
K. Armstrong vs. Xavier (Dec. 1, 1984)		8-of-8	1.000
T. Zanna at DePaul (March 9, 2013)		8-of-8	1.000
J.J. Moore at DePaul (March 9, 2013)		8-of-8	1.000

REUNITED

- Senior Sheldon Jeter and head coach Kevin Stallings are reunited for the Beaver Falls, Pa., native's final year of eligibility. Jeter committed out of high school to Stallings and played his freshman season at Vanderbilt before electing to transfer closer to home.

- Jeter opened this season with a 12-point, nine-rebound effort against Eastern Michigan, before posting his second career double-double with 14 points and a career-high 13 rebounds in a win over Gardner-Webb.

- Jeter matched his career-high with 13 rebounds, including six offensive boards, against Notre Dame.

- Jeter recorded the first 20-10 game of his career with a season-best 21 points and 10 rebounds in a win over Marshall.

- Jeter is currently tied for 11th in the ACC in rebounding at 7.6 rpg. He has grabbed seven or more rebounds 11 times with six double-digit rebounding efforts this season.

- Jeter posted his fifth double figure scoring game with 16 points in a win over No. 11 Virginia. He knocked down a season-best three three-pointers in the win, including a pair of threes in the overtime stanza.

- Jeter grabbed a career-high seven offensive rebounds en route to his third double-double with 12 points and 11 rebounds at Syracuse.

HOMEGROWN PANTHERS

- Pitt has started three players - **Sheldon Jeter** (Beaver Falls, Pa.), **Cameron Johnson** (Moon Township, Pa.) and **Michael Young** (Duquesne, Pa.) from the Greater Pittsburgh area a majority of the season. Sam Clancy (Pittsburgh, Pa.), Terry Knight (Braddock, Pa.) and Wayne Williams (Pittsburgh, Pa.) were the last trio of locals to start a majority of the season (1978-79) for the Panthers.
- The last time Pitt started three players from the Greater Pittsburgh area in a game was Feb. 16, 1980 against West Virginia as Sam Clancy (Pittsburgh, Pa.), John Ryan (Wilkesburg, Pa.) and Paul Brozovich (Glassport, Pa.) cracked the starting lineup.
- Pitt's quartet of local talent combines to average 48.3 points and 24.4 rebounds per game and has combined for 50 or more points in a game seven times this season.

Homegrown Talent

Name	Hometown	Distance (MI)
Michael Young	Duquesne, Pa.	10
Ryan Luther	Gibsonia, Pa.	17
Cameron Johnson	Moon Township, Pa.	19
Sheldon Jeter	Beaver Falls, Pa.	35

Pittsburgh Area Production

Rk	Opponent (Date)	PTS	REB	AST
1.	Marshall (Dec. 28, 2016)	67	24	9
2.	Virginia (Jan. 4, 2017)	59	26	9
3.	Gardner-Webb (Nov. 14, 2016)	58	30	12
4.	Omaha (Dec. 21, 2016)	57	23	13
5.	Buffalo (Dec. 7, 2016)	56	22	9
6.	vs. Penn State (Dec. 10, 2016)	52	27	8
7.	Eastern Michigan (Nov. 11, 2016)	51	22	5
8.	Notre Dame (Dec. 31, 2016)	48	28	11
	Morehead State (Nov. 25, 2016)	48	24	11
10.	Yale (Nov. 22, 2106)	47	23	7

BIG FROM THE START

- Pitt opened the season with a starting lineup featuring **Jamel Artis** (6-7), **Chris Jones** (6-6), **Cameron Johnson** (6-8), **Sheldon Jeter** (6-8) and **Michael Young** (6-9), marking the first time in program history the Panthers have started a lineup featuring five players 6-6 or taller.

Pitt's Primary Starting Lineup

Pos.	Name	Height	Weight
G	Jamel Artis	6-7	215
G	Chris Jones	6-6	215
F	Cameron Johnson	6-8	210
F	Sheldon Jeter	6-8	230
F	Michael Young	6-9	235

ACC • Tallest Average Starting Lineups

Rk	Team	1	2	3	4	5	Avg. Ht.
1.	Florida State	6-4	6-6	6-7	6-10	7-1	6-8
2.	Syracuse	6-5	6-7	6-9	6-9	6-9	6-7.8
3.	Pitt	6-7	6-6	6-8	6-8	6-9	6-7.5
4.	Duke	6-5	6-5	6-6	6-9	6-10	6-7
5.	Miami	6-2	6-6	6-7	6-8	6-10	6-6.5

based on opening night starting lineups

NCAA • Tallest Average Starting Lineups

Rk	Team	Avg. Ht. (In.)
1.	Syracuse	79.3
2.	Florida State	79.2
3.	East Carolina	78.9
4.	Pitt	78.8
	Arizona	78.8
	Central Florida	78.8

according to KenPom.com

BIG WIN OVER NO. 11 VIRGINIA

- Pitt opened 2017 with an impressive overtime win over No. 11 Virginia. The Panthers shot 53.7 percent (29-of-54) from the field, including a season-high 61.9 percent (13-of-21) from three-point range, en route to an 88-76 overtime victory.
- Pitt's Jan. 4 win over Virginia marked just the third time a Tony Bennett-coached Virginia team has given up 88 or more points in a game. The Panthers' 88 points were the most allowed by the Cavaliers since a 93-81 loss to North Carolina Feb. 13, 2013.
- **Jamel Artis** and **Cameron Johnson** combined to go 10-of-12 (.833) from three-point range in the win. Artis knocked down his final six three-point attempts of the game.
- Pitt scored 18 points in the five-minute overtime session, third-most in program history. The Panthers went 3-of-3 from three-point range in the extra stanza.
- Pitt's 12-point victory was also the largest margin of victory in an overtime game in program history, topping the previous mark of 10 points.

Pitt • Most Points in an Overtime Period

Rk	Opponent (Date)	Points
1.	at Notre Dame (March 1, 2014)	20
2.	Wake Forest [20T] (Feb. 16, 2016)	19
3.	Virginia (Jan. 4, 2017)	18
4.	at Clemson (March 8, 2014)	16
	at Butler (March 21, 2012)	16

Pitt • Largest Margin of Victory in Overtime Game

Rk	Opponent (Date)	Score	Margin
1.	Virginia (Jan. 4, 2017)	88-76	12
2.	Oakland (Nov. 17, 2012)	72-62	10
	Indiana [Pa.] (Feb. 11, 1942)	47-37	10
4.	at Temple (Jan. 29, 1975)	70-61	9
	at Duquesne (Dec. 2, 2009)	67-58	9
	Villanova (March 3, 2013)	73-64	9

HANGING 100 ON THE HERD

- Pitt scored a season-high 112 points in a Dec. 28 win over Marshall. The Panthers scoring output is tied for the fifth-most points scored in a game in program history and the most scored at the Petersen Events Center.
- The Panthers scored a season-high 58 points in the opening half - tied for the 16th-highest scoring half in program history.
- **Jamel Artis** (30), **Michael Young** (30) and **Sheldon Jeter** (21) each topped the 20-point plateau, marking the first time since March 2, 2004 (23rd time overall) three Panthers have accomplished that feat in the same game.
- Artis and Young became the first pair of teammates at Pitt to score 30 or more points in the same game in the win over Marshall.
- Marshall scored 106 points in the contest, including 68 in the second half of play. The 100-point game by an opponent snapped a string of 755 games holding the opposition under 100, while the 68 points in a half is the second-most allowed by the Panthers.

Pitt • Most Points in a Game

Rk	Opponent (Date)	Points
1.	Syracuse (Feb. 13, 1970)	127
2.	Carnegie-Mellon (Feb. 6, 1971)	118
3.	Providence (Feb. 10, 1990)	117
4.	vs. Arkansas (Jan. 29, 1986)	114
5.	Marshall (Dec. 28, 2016)	112
	Youngstown State (Nov. 27, 1993)	112
	Chicago State (Jan. 17, 1987)	112

PITT CULTURE OF SUCCESS

- Compiled a 397-139 record since the start of the 2001-02 season and .741 winning percentage, which ranks among the nation's top-10 best winning percentages during that span.
- Owns a 170-92 league record and .649 winning percentage in league regular season play (ACC and Big East) since the start of the 2001-02 season.
- Advanced to the NCAA Tournament in 13 of the last 15 seasons, one of only eight schools nationally to achieve that honor. The 13 appearances rank as the second-most in the ACC during that span.
- Claimed six Big East championships, including four regular season titles (2002, 2003, 2004 and 2011), and two tournament titles (2003 and 2008).
- Ascended to the nation's No. 1 ranking for the first time in school history (2008-09 season).
- Awarded with a No. 1 seed upon entering the NCAA Tournament for the first time in school history (2009) and two times overall (2009 and 2011).
- Surpassed both 20 wins overall and 10 wins in conference regular season play 12 times since the 2001-02 season.
- Advanced to the NCAA Elite Eight for the second time in school history (2009) and NCAA Sweet Sixteen play five times since the 2001-02 season. Only 11 programs have advanced to more Sweet Sixteens during that span (Duke-10, Kansas-10, Michigan State-8, Connecticut-7, Arizona-7, Syracuse-7, North Carolina-7, Wisconsin-7, Louisville-6, Kentucky-6, Florida-6).
- Completed six of the last 15 seasons ranked among the nation's top-10 programs and 10 of those years ranked among the nation's top-25.
- Pitt's 231-36 record and .865 winning percentage at the Petersen Events Center ranks as the nation's ninth-best home mark since the arena opened in 2002-03. The Panthers' 231 home wins are second only to Kansas' home win total in that span.
- Pitt won 40 consecutive home games from 2002-04, a streak which spanned two years and 68 days. Pitt also won its first 34 games in the Petersen Events Center, the third longest streak to open a new arena in NCAA Division I basketball history (1. UCLA, 51; 2. Providence, 41; 3. Pitt, 34).
- Attracted 2,560,684 fans since the Petersen Events Center opened in 2002-03, an average of 9,591 per game.
- Achieved four top-10 percent Academic Performance Ratings (2014-15, 2013-14, 2011-12, 2010-11) over the past five seasons.

PANTHER SCORING BINGE

- Pitt combined to score 206 points in wins over Omaha (94) and Marshall (112) - the fourth-highest two-game scoring total in program history.
- The Panthers shot 53.8 percent (70-of-130) from the field, including 44.4 percent (20-of-45) from three-point range, and averaged 22.5 assists per game in that span.
- **Michael Young** (27.0 ppg.) and **Jamel Artis** (24.5 ppg.) both averaged over 20 points per game during the two-game stretch.

Pitt • Most Points in Consecutive Games

Rk	Points - Opponents (Dates)	Total Points
1.	108 - IUP & 108 - St. Francis (Nov. 29-Dec. 3, 1986)	216
2.	114 - Arkansas & 98 - Wisconsin (Dec. 29-30, 1986)	212
3.	100 - Arizona & 110 - BC (Jan. 27-31, 1990)	210
4.	94 - Omaha & 112 - Marshall (Dec. 21-28, 2016)	206
5.	101 - Siena & 102 - Ok. State (Nov. 28-Dec. 1, 1989)	203

SHOOTING REAL NICE VS. RICE

- Pitt shot a season-best 64.4 percent (29-of-45) from the field en route to an 83-73 win over Rice. The Panthers' .644 field goal percentage is the 14th-best in program history.
- Pitt went 14-of-18 (.778) from the field in the second half of play to post the fifth-best field goal percentage in a half in program history. The Panthers were 10-of-11 (.909) from two-point range over the final 20 minutes of play.
- **Jamel Artis** and **Ryan Luther** combined for 51 points on 18-of-22 (.818) shooting from the field, including 6-of-9 (.667) from three-point range.

Pitt • Best Field Goal Percentage in a Half

Rk	Opponent (Date)	Pct. (FG-of-FGA)
1.	vs. St. John's (Feb. 1, 1983)	.857 (12-of-14)
2.	vs. Howard (Nov. 17, 2013)	.810 (17-of-21)
3.	vs. George Washington (Jan. 9, 1980)	.808 (21-of-26)
4.	vs. Lafayette (Jan. 2, 2008)	.800 (20-of-25)
5.	vs. Rice (Dec. 17, 2016)	.778 (14-of-18)

GREAT START IN COLLEGE PARK

- Pitt was impressive in its opening road game of the season jumping out to a 45-24 lead over Maryland in the ACC-Big Ten Challenge Nov. 29. The 21-point halftime margin is tied for the fifth-largest road margin at intermission in program history.
- The Panthers used a 30-8 run over the 12:25 of play in the first half to take control on the game. **Jamel Artis** scored 11 points during the surge and finish the half with 15 points overall.
- Pitt shot 66.7 percent (18-of-27) from the field in the first half and scored on 14 of its final 18 possessions in the half.
- The Panthers converted 10 first half Maryland turnovers into 16 points, while limiting the Terrapins to 34.6 percent (9-of-26) shooting from the field in the opening 20 minutes.

Pitt • Largest Road Halftime Scoring Margins

Rk	Opponent (Date)	Score	Margin
1.	at Westminster (Jan. 30, 1974)	53-18	+35
2.	at Carnegie-Mellon (Feb. 21, 1971)	55-22	+33
3.	at St. Francis [Pa.] (Dec. 3, 1986)	55-29	+26
4.	at Jacksonville (Dec. 26, 1987)	41-19	+22
5.	at Maryland (Nov. 29, 2016)	45-24	+21
	at Syracuse (Feb. 13, 1970)	58-37	+21
	at Lafayette (Dec. 4, 1985)	44-23	+21

COMEBACK PANTHERS

- Pitt overcame an 11-point halftime deficit en route to a 78-75 win over Marquette in the 2K Classic consolation game at Madison Square Garden. The comeback is tied for the ninth-largest halftime deficit overcome in a win in program history.
- The Panthers trailed 48-33 with 18:48 remaining before closing the game on a 45-27 run with **Michael Young** scoring 19 points during that span.
- Pitt shot 60.0 percent (18-of-30) in the second half of play against Marquette with Young leading the charge by going 8-of-11 from the field.
- The Panthers scored on 10 straight possessions during the midpoint of the second half of play.

Pitt • Largest Halftime Deficit Overcome in a Win

Rk	Opponent (Date)	Halftime	Final	Deficit
1.	UMass (Dec. 8, 1967)	38-18	73-71	-20
2.	Duquesne (Feb. 10, 1937)	30-15	51-50	-15
3.	Oakland (Nov. 17, 2012)	34-20	72-62	-14
	Virginia Tech (Dec. 4, 1964)	48-34	74-69	-14
5.	at Duquesne (Dec. 2, 2009)	33-20	67-58	-13
6.	at St. Francis (Dec. 5, 1983)	47-35	94-80	-12
	Purdue (Dec. 2, 1960)	41-29	81-80	-12
	vs. Duke (Dec. 20, 2008)	34-22	65-64	-12
9.	vs. Marquette (Nov. 18, 2016)	44-33	78-75	-11
	at UConn (Jan. 22, 2005)	43-32	76-66	-11
	vs. Louisville (March 9, 2007)	37-26	65-59	-11

TOPPING 90

- Pitt scored 90 or more points in each of the first two games of the season for just the third time in program history. The Panthers topped the 90-point mark in each of the first two games of the 1986-87 and 1989-90 seasons.
- Pitt's 192 points scored in the first two games are the fifth-most in program history over the first two games of a season.

Pitt • Back-to-Back 90+ Point Games to Open the Season

Season	Game 1	Game 2
2016-17	93	99
1989-90	101	102
1986-87	108	108

Pitt • Most Points Scored Over First Two Games of a Season

Rk	Season	Game 1	Game 2	Total
1.	1986-87	108	108	216
2.	1989-90	101	102	203
3.	1993-94	112	88	200
4.	1985-86	88	107	195
5.	2016-17	93	99	192

CLARK TO MISS 2016-17 SEASON

- Sophomore guard **Crissawn Clark** will miss the 2016-17 men's basketball season after suffering a left knee injury during practice Monday, Nov. 7. The Dayton, Ohio, native will undergo surgery to repair ligament and meniscus damage in his left knee before tackling the rehabilitation process.
- Clark, the 2015 NorCal Freshman of the Year, missed the entire 2015-16 season at Canada College with a left knee injury. During his freshman JUCO season, he averaged 15.0 points, 5.2 rebounds and 3.0 assists per game in helping Canada College to a 24-7 record and an appearance in the CCCAA state semifinals.

ARTIS MISSES CITY GAME

- **Jamel Artis** was sidelined for the City Game against Duquesne Dec. 2 after failing to uphold the standards required of a Pitt basketball player. In his absence the Panthers scored a season-low 55 points, while shooting just 33.3 percent (20-of-60) from the field and 13.6 percent (3-of-22) from three-point range.
- The absence from the lineup snapped a string of 110 consecutive games played and 74 consecutive starts for Artis.

BACK-TO-BACK ACC POTW HONORS

- **Michael Young** was named ACC Player of the Week in each of the first two weeks of the season. He is the first Panther to claim conference POTW accolades in consecutive weeks since Sam Clancy accomplished that feat during the 1978-79 season.
- Young shared the Nov. 14 award with North Carolina's Joel Berry after registering 26 points, 10 rebounds and five assists in a season-opening win over Eastern Michigan.
- Young claimed ACC POTW honors Nov. 21 after averaging 23.3 points, 7.3 rebounds, 2.0 assists and 1.0 blocks per game as Pitt went 2-1 in the 2K Classic benefiting Wounded Warrior Project. He shot 54.8 percent (23-of-42) from the field, including 50.0 percent (3-of-6) from three-point range, and 91.3 percent (21-of-23) from the foul line for the week.

Pitt • Career Conference Player of the Week Honors

Rk	Player, Years	Awards
1.	Sam Clancy, 1977-81	3
	Clyde Vaughan, 1980-84	3
	Lamar Patterson, 2010-14	3
	Vonteeo Cummings, 1995-99	3
	Brandin Knight, 1999-03	3
	Carl Krauser, 2002-06	3
	Sam Young, 2005-09	3
7.	Michael Young, 2013-p.	2
	Jamel Artis, 2013-p.	2
	Sammie Ellis, 1978-80	2
	Charles Smith, 1984-88	2
	Brian Shorter, 1988-91	2
	Chris McNeal, 1990-93	2
	Jerry McCullough, 1991-96	2
	Ashton Gibbs, 2008-12	2

NEW TO THE ZOO

- Head coach **Kevin Stallings** and his staff hit the ground running on the recruiting trail after taking the reigns of the program in April. The results have been promising as Pitt secured commitments from JUCO All-America candidate **Jared Wilson-Frame** as well as three high school standouts - **Terrell Brown**, **Marcus Carr** and **Aaron Thompson** - during the early signing period.


2016-17 TV / RADIO ROSTER



0
Crisshawn Clark
 G • SO-TR • 6-4 • 210
 Dayton, Ohio



1
Jamel Artis
 G • SR-3L • 6-7 • 215
 Baltimore, Maryland



2
Michael Young
 F • SR-3L • 6-9 • 235
 Duquesne, Pennsylvania



3
Damon Wilson
 G • SO-1L • 6-5 • 195
 Atlanta, Georgia



4
Ryan Luther
 F • JR-2L • 6-9 • 225
 Gibsonia, Pennsylvania




5
Justice Kithcart
 G • FR-HS • 6-1 • 185
 Durham, North Carolina




11
Corey Manigault
 F • FR-HS • 6-8 • 230
 Suitland, Maryland



12
Chris Jones
 G/F • R-SR-4L • 6-6 • 215
 Teaneck, New Jersey



21
Sheldon Jeter
 F • SR-2L • 6-8 • 230
 Beaver Falls, Pennsylvania



23
Cameron Johnson
 G • R-SO-2L • 6-8 • 210
 Moon Twp., Pennsylvania



25
Rozelle Nix
 C • R-JR-1L • 6-11 • 300
 Cincinnati, Ohio



35
Zach Smith
 G • R-JR-1L • 6-3 • 200
 Smethport, Pennsylvania



55
Jonathan Milligan
 G • R-JR-1L • 6-2 • 170
 Orlando, Florida



Kevin Stallings
 Head Coach
 First Season



Tom Richardson
 Assistant Coach
 First Season



Kevin Sutton
 Assistant Coach
 First Season



Jeremy Ballard
 Assistant Coach
 First Season

2016-17 PITT BASKETBALL ROSTERS

ALPHABETICAL

NO	NAME	POS	HT	WT	CL-EXP	HOMETOWN (HIGH SCHOOL / PREVIOUS COLLEGE)
1	Jamel Artis	G	6-7	215	SR-3L	Baltimore, Md. (Notre Dame Prep [Mass.])
0	Crisshawn Clark	G	6-4	210	SO-TR	Dayton, Ohio (Wayne / Canada College)
21	Sheldon Jeter	F	6-8	230	SR-2L	Beaver Falls, Pa. (Beaver Falls / Vanderbilt)
23	Cameron Johnson	G	6-8	210	R-SO-2L	Moon Township, Pa. (Our Lady of the Sacred Heart)
12	Chris Jones	G/F	6-6	215	R-SR-3L	Teaneck, N.J. (Teaneck)
5	Justice Kithcart	G	6-1	185	FR-HS	Durham, N.C. (Virginia Episcopal School)
4	Ryan Luther	F	6-9	225	JR-2L	Gibsonia, Pa. (Hampton)
11	Corey Manigault	F	6-8	230	FR-HS	Suitland, Md. (Paul VI [Va.])
55	Jonathan Milligan	G	6-2	170	R-JR-1L	Orlando, Fla. (Mount Zion Academy / Kilgore College)
25	Rozelle Nix	C	6-11	300	R-JR-1L	Cincinnati, Ohio (Withrow / Pensacola State JC)
50	Ryan Seelye	F	6-6	225	SO-1L	Saint Marys, Pa. (Elk County Catholic)
35	Zach Smith	G	6-3	200	R-JR-1L	Smethport, Pa. (Smethport / Pitt-Bradford)
3	Damon Wilson	G	6-5	195	SO-1L	Atlanta, Ga. (Our Savior New American [N.Y.])
2	Michael Young	F	6-9	235	SR-3L	Duquesne, Pa. (St. Benedict's Prep [N.J.])

NUMERICAL

NO	NAME	POS	HT	WT	CL-EXP	HOMETOWN (HIGH SCHOOL / PREVIOUS COLLEGE)
0	Crisshawn Clark	G	6-4	210	SO-TR	Dayton, Ohio (Wayne / Canada College)
1	Jamel Artis	G	6-7	215	SR-3L	Baltimore, Md. (Notre Dame Prep [Mass.])
2	Michael Young	F	6-9	235	SR-3L	Duquesne, Pa. (St. Benedict's Prep [N.J.])
3	Damon Wilson	G	6-5	195	SO-1L	Atlanta, Ga. (Our Savior New American [N.Y.])
4	Ryan Luther	F	6-9	225	JR-2L	Gibsonia, Pa. (Hampton)
5	Justice Kithcart	G	6-1	185	FR-HS	Durham, N.C. (Virginia Episcopal School)
11	Corey Manigault	F	6-8	230	FR-HS	Suitland, Md. (Paul VI [Va.])
12	Chris Jones	G/F	6-6	215	R-SR-3L	Teaneck, N.J. (Teaneck)
21	Sheldon Jeter	F	6-8	230	SR-2L	Beaver Falls, Pa. (Beaver Falls / Vanderbilt)
23	Cameron Johnson	G	6-8	210	R-SO-2L	Moon Township, Pa. (Our Lady of the Sacred Heart)
25	Rozelle Nix	C	6-11	300	R-JR-1L	Cincinnati, Ohio (Withrow / Pensacola State JC)
35	Zach Smith	G	6-3	200	R-JR-1L	Smethport, Pa. (Smethport / Pitt-Bradford)
50	Ryan Seelye	F	6-6	225	SO-1L	Saint Marys, Pa. (Elk County Catholic)
55	Jonathan Milligan	G	6-2	170	R-JR-1L	Orlando, Fla. (Mount Zion Academy / Kilgore College)

COACHING STAFF

Head Coach: Kevin Stallings (Purdue, '82)

Assistant Coach: Tom Richardson (St. Xavier, '77)

Assistant Coach: Kevin Sutton (James Madison, '88)

Assistant Coach: Jeremy Ballard (Colgate, '03)

Director of Basketball Operations: Dan Cage (Vanderbilt, '07)

Video Coordinator/Director of Analytics: Jason Richards (Davidson, '08)

Graduate Manager: Ontario Lett (Pittsburgh, '03)

Graduate Manager: Matt Richardson (Tennessee, '14)

Strength & Conditioning Coordinator: Garry Christopher (Baylor, '08)

Trainer: Tony Salesi (Pittsburgh, '80)

PRONUNCIATIONS

JAMEL Artis

Ja-Mel

Corey MANIGAULT

Man-i-galt

ROZELLE Nix

RO-zell

Ryan SEELYE

SEE-LEE



JAMEL ARTIS | #1

SR-3L • G • 6-7 • 215 • Baltimore, Md. • Notre Dame Prep [Mass.]

CAREER STATISTICS

Season	gp-gs	min/avg	Total		3-Point		F-Throws		Rebounds				Scoring							
			fg-fga	pct	fg-fga	pct	ft-fga	pct	off	def	tot	avg	pf	fo	ast	to	blk	stl	pts	avg
2013-14	36-0	555/15.4	58-126	.460	8-27	.296	51-72	.708	38	68	106	2.9	54	0	23	29	10	6	175	4.9
2014-15	34-34	1081/31.8	160-341	.469	39-99	.394	105-132	.795	67	138	205	6.0	63	0	77	60	15	25	464	13.6
2015-16	33-33	991/30.0	165-351	.470	49-135	.363	96-123	.780	41	119	160	4.8	59	0	98	80	8	19	475	14.4
2016-17	16-16	565/35.3	119-226	.527	49-105	.467	78-110	.709	22	69	91	5.7	31	0	52	42	5	10	365	22.8
TOTAL	119-83	3192/26.8	502-1044	.481	145-366	.396	330-437	.755	168	394	562	4.7	207	0	250	211	38	60	1479	12.4

2016-17 GAME-BY-GAME

Opponent	Date	gs	min	Total		3-Pointers		Free throws		Rebounds				pf	a	t/o	blk	stl	pts	avg	
				fg-fga	pct	3fg-fga	pct	ft-fga	pct	off	def	tot	avg								
EASTERN MICHIGAN	11/11/16	*	45	6-16	.375	4-12	.333	11-12	.917	2	7	9	9.0	4	3	0	1	0	27	27.0	
GARDNER-WEBB	11/14/16	*	21	5-8	.625	1-3	.333	0-0	.000	1	2	3	6.0	2	6	4	0	1	11	19.0	
vs SMU	11/17/16	*	39	7-13	.538	2-5	.400	4-7	.571	2	2	4	5.3	2	2	4	0	0	20	19.3	
vs Marquette	11/18/16	*	34	7-15	.467	2-6	.333	5-7	.714	1	6	7	5.8	1	3	0	0	2	21	19.8	
YALE	11/22/16	*	30	7-15	.467	0-3	.000	6-7	.857	1	5	6	5.8	3	4	0	0	2	20	19.8	
MOREHEAD STATE	11/25/16	*	31	5-13	.385	2-5	.400	5-7	.714	2	1	3	5.3	1	5	2	0	0	17	19.3	
at Maryland	01/29/16	*	37	8-15	.533	2-5	.400	4-5	.800	1	5	6	5.4	2	3	2	0	2	22	19.7	
vs Duquesne	12/2/16	dnp		-	-	-	-	-	-	-	-	-	-	-	-	-	-	-	-	-	
BUFFALO	12/7/16	*	34	7-14	.500	1-3	.333	1-3	.333	1	4	5	5.4	1	3	5	0	1	16	19.3	
vs Penn State	12/10/16	*	34	5-12	.417	3-5	.600	3-4	.750	1	7	8	5.7	2	5	8	1	0	16	18.9	
RICE	12/17/16	*	39	10-14	.714	4-7	.571	7-9	.778	0	5	5	5.6	3	3	2	0	1	31	20.1	
OMAHA	12/21/16	*	27	7-12	.583	3-6	.500	2-3	.667	1	2	3	5.4	2	2	3	0	0	19	20.0	
MARSHALL	12/28/16	*	35	9-14	.643	3-8	.375	9-15	.600	2	6	8	5.6	2	3	2	1	0	30	20.8	
NOTRE DAME	12/31/16	*	42	9-17	.529	5-8	.625	2-2	1.000	4	5	9	5.8	0	3	1	0	1	25	21.2	
VIRGINIA	1/4/17	*	42	6-12	.500	6-7	.857	6-12	.500	1	6	7	5.9	1	4	3	1	0	24	21.4	
at Syracuse	1/7/17	*	38	6-14	.429	4-9	.444	7-9	.778	1	4	5	5.9	2	1	4	1	0	23	21.5	
at Louisville	1/11/17	*	37	15-22	.682	7-13	.538	6-8	.750	1	2	3	5.7	3	2	2	0	0	43	22.8	
Totals			16	565	119-226	.527	49-105	.467	78-110	.709	22	69	91	5.7	31	52	42	5	10	365	22.8

Games played: 16
 Minutes/game: 35.3
 Points/game: 22.8
 FG Pct: 52.7
 3FG Pct: 46.7
 FT Pct: 70.9

Rebounds/game: 5.7
 Assists/game: 3.3
 Turnovers/game: 2.6
 Assist/turnover ratio: 1.2
 Steals/game: 0.6
 Blocks/game: 0.3

CAREER HIGHS

	2016-17	Career
Points	43, at Louisville, 1/11/17	1
FG	15, at Louisville, 1/11/17	4
FGA	22, at Louisville, 1/11/17	25
3FG	7, at Louisville, 1/11/17	68
3FGA	13, at Louisville, 1/11/17	3
FT	11, vs. Eastern Michigan, 11/11/16	2
FTA	15, vs. Marshall, 12/28/16	60
Rebounds	11, at Syracuse, 2/20/16	11
Off. Rebounds	6, at Wake Forest, 3/1/15	11
Def. Rebounds	9, vs. Holy Cross, 12/23/14	16
Assists	8, vs. Syracuse, 12/30/15	59
Steals	3, 2x; last vs. Syracuse, 2/7/15	3
Blocks	4, vs. St. Bonaventure, 12/23/14	3
Minutes	45, vs. Eastern Michigan, 11/11/16	



MICHAEL YOUNG | #2

SR-3L • F • 6-9 • 235 • Duquesne, Pa. • St. Benedict's Prep [N.J.]

CAREER STATISTICS

Season	gp-gs	min/avg	Total		3-Point		F-Throws		Rebounds				Scoring							
			fg-fga	pct	fg-fga	pct	ft-fa	pct	off	def	tot	avg	pf	fo	ast	to	blk	stl	pts	avg
2013-14	36-36	779/21.6	69-167	.413	10-28	.357	67-82	.817	56	91	147	4.1	63	1	32	32	16	15	215	6.0
2014-15	34-34	1077/31.7	167-315	.530	5-17	.294	115-166	.693	111	138	249	7.3	89	2	44	38	28	21	454	13.4
2015-16	33-32	970/29.4	189-352	.537	4-12	.333	136-175	.777	76	152	228	6.9	54	0	77	81	18	11	518	15.7
2016-17	17-16	558/32.8	127-260	.488	24-57	.421	96-124	.774	27	105	132	7.8	32	0	54	40	15	8	374	22.0
TOTAL	120-118	3384/28.2	552-1094	.505	43-114	.377	414-547	.757	270	486	756	6.3	238	3	207	191	77	55	1561	13.0

2016-17 GAME-BY-GAME

Opponent	Date	gs	min	Total		3-Pointers		Free throws		Rebounds				pf	a	t/o	blk	stl	pts	avg	
				fg-fga	pct	3fg-fga	pct	ft-fa	pct	off	def	tot	avg								
EASTERN MICHIGAN	11/11/16	*	43	7-10	.700	1-2	.500	11-15	.733	3	7	10	10.0	0	5	7	1	0	26	26.0	
GARDNER-WEBB	11/14/16		15	6-10	.600	2-3	.667	4-4	1.000	3	4	7	8.5	3	1	0	0	0	18	22.0	
vs SMU	11/17/16	*	37	6-12	.500	0-2	.000	10-12	.833	0	8	8	8.3	2	3	4	0	0	22	22.0	
vs Marquette	11/18/16	*	36	11-20	.550	1-2	.500	7-7	1.000	2	6	8	8.3	0	2	1	3	1	30	24.0	
YALE	11/22/16	*	35	9-15	.600	0-1	.000	6-6	1.000	4	6	10	8.6	1	3	1	4	0	24	24.0	
MOREHEAD STATE	11/25/16	*	34	8-14	.571	1-1	1.000	3-4	.750	2	4	6	8.2	0	4	4	1	0	20	23.3	
at Maryland	01/29/16	*	33	7-17	.412	2-4	.500	9-10	.900	1	8	9	8.3	2	1	2	1	0	25	23.6	
vs Duquesne	12/2/16	*	37	8-21	.381	1-4	.250	2-3	.667	0	6	6	8.0	2	3	2	1	1	19	23.0	
BUFFALO	12/7/16	*	23	6-10	.600	1-2	.500	4-6	.667	0	7	7	7.9	3	1	0	0	0	17	22.3	
vs Penn State	12/10/16	*	32	8-17	.471	2-4	.500	11-14	.786	1	8	9	8.0	2	2	1	0	0	29	23.0	
RICE	12/17/16	*	25	4-8	.500	0-1	.000	4-4	1.000	1	3	4	7.6	3	4	5	1	1	12	22.0	
OMAHA	12/21/16	*	27	9-15	.600	3-4	.750	3-3	1.000	1	10	11	7.9	2	6	4	1	0	24	22.2	
MARSHALL	12/28/16	*	32	9-20	.450	2-5	.400	10-13	.769	2	4	6	7.8	3	4	2	0	1	30	22.8	
NOTRE DAME	12/31/16	*	40	10-24	.417	4-9	.444	1-1	1.000	1	6	7	7.7	1	7	1	0	2	25	22.9	
VIRGINIA	1/4/17	*	41	8-18	.444	0-3	.000	3-7	.429	1	5	6	7.6	3	5	4	0	0	19	22.7	
at Syracuse	1/7/17	*	33	6-15	.400	1-2	.500	4-4	1.000	4	3	7	7.6	3	0	0	0	1	17	22.3	
at Louisville	1/11/17	*	35	5-14	.357	3-8	.375	4-11	.364	1	10	11	7.8	2	3	2	2	1	17	22.0	
Totals			16	558	127-260	.488	24-57	.421	96-124	.774	27	105	132	7.8	32	54	40	15	8	374	22.0

Games played: 17
 Minutes/game: 32.8
 Points/game: 22.0
 FG Pct: 48.8
 3FG Pct: 42.1
 FT Pct: 77.4

Rebounds/game: 7.8
 Assists/game: 3.2
 Turnovers/game: 2.4
 Assist/turnover ratio: 1.4
 Steals/game: 0.5
 Blocks/game: 0.9

CAREER HIGHS

Points	30, 2x; last vs. Marshall, 12/28/16
FG	11, 2x; last vs. Marquette, 11/18/16
FGA	24, vs. Notre Dame, 12/31/16
3FG	4, vs. Notre Dame, 12/31/16
3FGA	9, vs. Notre Dame, 12/31/16
FT	12, 2x; last vs. Morehead State, 12/13/15
FTA	15, 2x; last vs. Eastern Michigan, 11/11/16
Rebounds	17, vs. St. Bonaventure, 12/13/14
Off. Rebounds	10, vs. Chaminade, 11/24/14
Def. Rebounds	14, vs. St. Bonaventure, 12/13/14
Assists	9, vs. Boston College, 1/16/16
Steals	2, 7x; last vs. Notre Dame, 12/31/16
Blocks	4, vs. Yale, 11/22/16
Minutes	43, vs. Eastern Michigan, 11/11/16

	2016-17	Career
Double-Doubles	4	13
30+ Point Games	2	2
20+ Point Games	10	24
15+ Rebound Games	-	2
Double-Figure Points	17	77
Double-Figure Rebounds	4	15
5 or more Rebounds	16	88
5 or more Assists	4	9
2 or more Steals	1	7
30+ Minutes	13	63
40+ Minutes	3	6



DAMON WILSON | #3

SO-IL • G • 6-5 • 195 • Atlanta, Ga. • Our Savior New American [N.Y.]

CAREER STATISTICS

Season	gp-gs	min/avg	Total		3-Point		F-Throws		Rebounds				Scoring							
			fg-fga	pct	fg-fga	pct	ft-fga	pct	off	def	tot	avg	pf	fo	ast	to	blk	stl	pts	avg
2015-16	30-0	324/10.8	29-84	.345	9-27	.333	31-44	.705	4	29	33	1.1	30	0	43	21	2	8	98	3.3
2016-17	14-1	79/5.6	4-10	.400	0-3	.000	3-5	.600	1	8	9	0.6	12	0	7	6	0	1	11	0.8
TOTAL	44-1	403/9.2	33-94	.351	9-30	.300	34-49	.694	5	37	42	1.0	42	0	50	27	2	9	109	2.5

2016-17 GAME-BY-GAME

Opponent	Date	gs	min	Total		3-Pointers		Free throws		Rebounds				pf	a	t/o	blk	stl	pts	avg
				fg-fga	pct	3fg-fga	pct	ft-fga	pct	off	def	tot	avg							
EASTERN MICHIGAN	11/11/16		2	0-0	.000	0-0	.000	0-0	.000	0	2	2	2.0	0	0	0	0	0	0	0.0
GARDNER-WEBB	11/14/16		16	2-3	.667	0-1	.000	1-1	1.000	0	4	4	3.0	2	1	2	0	0	5	2.5
vs SMU	11/17/16		0	0-0	.000	0-0	.000	0-0	.000	0	0	0	2.0	0	0	0	0	0	0	1.7
vs Marquette	11/18/16		14	0-1	.000	0-0	.000	1-2	.500	0	1	1	1.8	3	1	1	0	0	1	1.5
YALE	11/22/16		3	0-0	.000	0-0	.000	0-0	.000	0	0	0	1.4	0	0	0	0	0	0	1.2
MOREHEAD STATE	11/25/16		5	0-0	.000	0-0	.000	0-0	.000	0	0	0	1.2	0	1	1	0	0	0	1.0
at Maryland	01/29/16		2	0-0	.000	0-0	.000	0-0	.000	0	0	0	1.0	0	0	0	0	0	0	0.9
vs Duquesne	12/2/16	*	9	1-3	.333	0-2	.000	0-0	.000	0	0	0	0.9	0	2	1	0	0	2	1.0
BUFFALO	12/7/16		1	0-0	.000	0-0	.000	0-0	.000	0	0	0	0.8	0	0	0	0	0	0	0.9
vs Penn State	12/10/16		dnp	-	-	-	-	-	-	-	-	-	-	-	-	-	-	-	-	-
RICE	12/17/16		1	0-1	.000	0-0	.000	0-0	.000	0	0	0	0.7	0	0	0	0	0	0	0.8
OMAHA	12/21/16		7	1-2	.500	0-0	.000	0-0	.000	0	0	0	0.6	1	2	0	0	0	2	0.9
MARSHALL	12/28/16		6	0-0	.000	0-0	.000	0-0	.000	0	1	1	0.7	1	0	0	0	0	0	0.8
NOTRE DAME	12/31/16		dnp	-	-	-	-	-	-	-	-	-	-	-	-	-	-	-	-	-
VIRGINIA	1/4/17		dnp	-	-	-	-	-	-	-	-	-	-	-	-	-	-	-	-	-
at Syracuse	1/7/17		3	0-0	.000	0-0	.000	0-0	.000	0	0	0	0.6	2	0	0	0	0	0	0.8
at Louisville	1/11/17		10	0-0	.000	0-0	.000	1-2	.500	1	0	1	0.6	3	0	1	0	1	1	0.8
Totals		1	79	4-10	.400	0-3	.000	3-5	.600	1	8	9	0.6	12	7	6	0	1	11	0.8

Games played: 14
 Minutes/game: 5.6
 Points/game: 0.8
 FG Pct: 40.0
 3FG Pct: 0.0

Rebounds/game: 0.6
 Assists/game: 0.5
 Turnovers/game: 0.4
 Assist/turnover ratio: 1.2
 Steals/game: 0.1

CAREER HIGHS

	2016-17	Career
Points	20, vs. Central Arkansas, 12/6/15	20
FG	7, vs. Central Arkansas, 12/6/15	7
FGA	9, 2x; last vs. Central Arkansas, 12/6/15	9
3FG	2, vs. Central Arkansas, 12/6/15	2
3FGA	4, vs. Central Arkansas, 12/6/15	4
FT	4, 3x; last vs. Virginia, 2/6/16	4
FTA	6, 2x; last vs. Eastern Washington, 12/11/15	6
Rebounds	6, vs. Saint Joseph's College, 11/17/15	6
Off. Rebounds	1, 4x; last at Louisville, 1/11/17	1
Def. Rebounds	6, vs. Saint Joseph's College, 11/17/15	6
Assists	7, vs. Maryland Eastern Shore, 1/2/16	7
Steals	2, vs. Boston College, 1/16/16	2
Blocks	1, vs. Detroit, 11/20/15	1
Minutes	21, vs. Boston College, 1/16/16	21



RYAN LUTHER | #4

JR-2L • F • 6-9 • 225 • Gibsonia, Pa. • Hampton

CAREER STATISTICS

Season	gp-gs	min/avg	Total		3-Point		F-Throws		Rebounds				Scoring							
			fg-fga	pct	fg-fga	pct	ft-fa	pct	off	def	tot	avg	pf	fo	ast	to	blk	stl	pts	avg
2014-15	23-0	185/8.0	18-35	.514	5-11	.455	3-7	.429	13	11	24	1.0	22	0	7	5	4	1	44	1.9
2015-16	32-0	421/13.2	63-108	.583	8-18	.444	26-39	.667	44	49	93	2.9	51	0	14	29	11	13	160	5.0
2016-17	17-1	348/20.5	40-71	.563	8-19	.421	24-32	.750	22	50	72	4.2	40	2	13	27	12	4	112	6.6
TOTAL	72-1	954/13.3	121-214	.565	21-48	.438	53-78	.679	79	110	189	2.6	113	2	34	61	27	18	316	4.4

2016-17 GAME-BY-GAME

Opponent	Date	gs	min	Total		3-Pointers		Free throws		Rebounds				pf	a	t/o	blk	stl	pts	avg
				fg-fga	pct	3fg-fga	pct	ft-fa	pct	off	def	tot	avg							
EASTERN MICHIGAN	11/11/16		18	1-5	.200	0-1	.000	2-2	1.000	1	0	1	1.0	1	0	0	0	0	4	4.0
GARDNER-WEBB	11/14/16	*	20	3-5	.600	0-1	.000	2-3	.667	1	5	6	3.5	0	3	3	0	1	8	6.0
vs SMU	11/17/16		13	3-3	1.000	1-1	1.000	0-0	.000	1	1	2	3.0	5	0	1	1	0	7	6.3
vs Marquette	11/18/16		29	4-6	.667	0-2	.000	0-0	.000	0	5	5	3.5	2	0	2	3	0	8	6.8
YALE	11/22/16		17	1-4	.250	0-1	.000	2-2	1.000	0	2	2	3.2	0	1	1	2	0	4	6.2
MOREHEAD STATE	11/25/16		21	2-2	1.000	1-1	1.000	3-4	.750	1	3	4	3.3	4	1	1	0	0	8	6.5
at Maryland	01/29/16		26	2-5	.400	0-2	.000	1-1	1.000	0	7	7	3.9	0	0	1	0	1	5	6.3
vs Duquesne	12/2/16		22	1-4	.250	0-1	.000	2-4	.500	2	6	8	4.4	5	0	2	2	0	4	6.0
BUFFALO	12/7/16		19	2-4	.500	1-1	1.000	6-8	.750	3	4	7	4.7	1	0	1	1	1	11	6.6
vs Penn State	12/10/16		15	2-3	.667	1-1	1.000	0-0	.000	4	0	4	4.6	2	0	1	1	0	5	6.4
RICE	12/17/16		31	8-8	1.000	2-2	1.000	2-2	1.000	1	6	7	4.8	4	4	3	0	0	20	7.6
OMAHA	12/21/16		29	5-7	.714	1-1	1.000	0-0	.000	1	2	3	4.7	4	0	0	1	0	11	7.9
MARSHALL	12/28/16		13	0-3	.000	0-1	.000	0-0	.000	1	2	3	4.5	2	1	0	0	0	0	7.3
NOTRE DAME	12/31/16		12	1-4	.250	1-2	.500	0-0	.000	1	1	2	4.4	3	0	3	0	0	3	7.0
VIRGINIA	1/4/17		20	4-6	.667	0-1	.000	0-0	.000	2	2	4	4.3	2	0	3	1	0	8	7.1
at Syracuse	1/7/17		16	0-1	.000	0-0	.000	0-0	.000	0	1	1	4.1	1	2	1	0	1	0	6.6
at Louisville	1/11/17		27	1-1	1.000	0-0	.000	4-6	.667	3	3	6	4.2	4	1	4	0	0	6	6.6
Totals		1	348	40-71	.563	8-19	.421	24-32	.750	22	50	72	4.2	40	13	27	12	4	112	6.6

Games played: 17
 Minutes/game: 20.5
 Points/game: 6.6
 FG Pct: 56.3
 3FG Pct: 42.1
 FT Pct: 75.0

Rebounds/game: 4.2
 Assists/game: 0.8
 Turnovers/game: 1.6
 Assist/turnover ratio: 0.5
 Steals/game: 0.2
 Blocks/game: 0.7

CAREER HIGHS

	2016-17	Career
Points	20, vs. Rice, 12/17/16	1
FG	8, vs. Rice, 12/17/16	1
FGA	9, vs. Detroit, 11/20/15	1
3FG	3, vs. Kansas State, 11/26/14	9
3FGA	4, vs. Kansas State, 11/26/14	1
FT	6, vs. Buffalo, 12/7/16	13
FTA	8, vs. Buffalo, 12/7/16	2
Rebounds	11, vs. Detroit, 11/20/15	4
Off. Rebounds	5, vs. Syracuse, 3/9/16	16
Def. Rebounds	7, 2x; last vs. Maryland, 11/29/16	1
Assists	4, vs. Rice, 12/17/16	1
Steals	2, 2x; last vs. Syracuse, 3/9/16	1
Blocks	3, 2x; last vs. Marquette, 11/18/16	1
Minutes	31, vs. Rice, 12/17/16	1



JUSTICE KITHCART | #5

FR-HS • G • 6-1 • 185 • Durham, N.C. • Virginia Episcopal School

CAREER STATISTICS

Season	gp-gs	min/avg	Total		3-Point		F-Throws			Rebounds				Scoring						
			fg-fga	pct	fg-fga	pct	ft-fga	pct	off	def	tot	avg	pf	fo	ast	to	blk	stl	pts	avg
2016-17	17-2	256/15.1	11-32	.344	1-13	.077	5-18	.278	2	13	15	0.9	28	0	27	12	2	6	28	1.6
TOTAL	17-2	256/15.1	11-32	.344	1-13	.077	5-18	.278	2	13	15	0.9	28	0	27	12	2	6	28	1.6

2016-17 GAME-BY-GAME

Opponent	Date	gs	min	Total		3-Pointers		Free throws		Rebounds				pf	a	t/o	blk	stl	pts	avg
				fg-fga	pct	3fg-fga	pct	ft-fga	pct	off	def	tot	avg							
EASTERN MICHIGAN	11/11/16		27	1-3	.333	1-3	.333	0-2	.000	0	2	2	2.0	4	2	0	1	0	3	3.0
GARDNER-WEBB	11/14/16		17	1-6	.167	0-2	.000	1-5	.200	0	1	1	1.5	2	3	2	0	0	3	3.0
vs SMU	11/17/16		12	2-3	.667	0-1	.000	0-1	.000	0	0	0	1.0	3	1	2	0	1	4	3.3
vs Marquette	11/18/16		13	0-0	.000	0-0	.000	1-4	.250	0	2	2	1.3	1	1	1	0	1	1	2.8
YALE	11/22/16		15	0-2	.000	0-1	.000	0-0	.000	0	0	0	1.0	0	2	0	0	0	0	2.2
MOREHEAD STATE	11/25/16		11	0-0	.000	0-0	.000	0-0	.000	0	1	1	1.0	2	0	0	0	0	0	1.8
at Maryland	01/29/16		7	1-2	.500	0-1	.000	0-0	.000	0	0	0	0.9	1	0	0	0	0	2	1.9
vs Duquesne	12/2/16		15	0-1	.000	0-1	.000	0-0	.000	0	0	0	0.8	2	0	1	0	1	0	1.6
BUFFALO	12/7/16		12	0-1	.000	0-1	.000	0-0	.000	0	1	1	0.8	2	2	0	0	0	0	1.4
vs Penn State	12/10/16		18	1-4	.250	0-2	.000	0-1	.000	2	0	2	0.9	1	1	0	0	1	2	1.5
RICE	12/17/16		12	1-2	.500	0-0	.000	0-0	.000	0	2	2	1.0	2	1	2	0	0	2	1.5
OMAHA	12/21/16		21	1-1	1.000	0-0	.000	3-4	.750	0	0	0	0.9	0	4	1	0	1	5	1.8
MARSHALL	12/28/16 *		34	3-4	.750	0-0	.000	0-1	.000	0	1	1	0.9	4	8	1	1	1	6	2.2
NOTRE DAME	12/31/16 *		22	0-2	.000	0-1	.000	0-0	.000	0	3	3	1.1	1	2	0	0	0	0	2.0
VIRGINIA	1/4/17		13	0-1	.000	0-0	.000	0-0	.000	0	0	0	1.0	1	0	1	0	0	0	1.9
at Syracuse	1/7/17		2	0-0	.000	0-0	.000	0-0	.000	0	0	0	0.9	0	0	1	0	0	0	1.8
at Louisville	1/11/17		5	0-0	.000	0-0	.000	0-0	.000	0	0	0	0.9	2	0	0	0	0	0	1.6
Totals		2	256	11-32	.344	1-13	.077	5-18	.278	2	13	15	0.9	28	27	12	2	6	28	1.6

Games played: 17
 Minutes/game: 15.1
 Points/game: 1.6
 FG Pct: 34.4
 3FG Pct: 7.7
 FT Pct: 27.8

Rebounds/game: 0.9
 Assists/game: 1.6
 Turnovers/game: 0.7
 Assist/turnover ratio: 2.3
 Steals/game: 0.4
 Blocks/game: 0.1

CAREER HIGHS

Points	6, vs. Marshall, 12/28/16	2016-17
FG	3, vs. Marshall, 12/28/16	-
FGA	6, vs. Gardner-Webb, 11/14/16	-
3FG	1, vs. Eastern Michigan, 11/11/16	2
3FGA	4, vs. Penn State, 12/10/16	-
FT	3, vs. Omaha, 12/21/16	4
FTA	5, vs. Gardner-Webb, 11/14/16	1
Rebounds	3, vs. Notre Dame, 12/31/16	-
Off. Rebounds	-	-
Def. Rebounds	3, vs. Notre Dame, 12/31/16	-
Assists	8, vs. Marshall, 12/28/16	-
Steals	1, 5x; last vs. Omaha, 12/21/16	-
Blocks	1, 2x; last vs. Marshall, 12/28/16	-
Minutes	34, vs. Marshall, 12/28/16	-



COREY MANIGAULT | #11

FR-HS • F • 6-8 • 230 • Suitland, Md. • Paul VI [Va.]

CAREER STATISTICS

Season	gp-gs	min/avg	Total		3-Point		F-Throws		Rebounds				Scoring							
			fg-fga	pct	fg-fga	pct	ft-fga	pct	off	def	tot	avg	pf	fo	ast	to	blk	stl	pts	avg
2016-17	8-0	32/4.0	3-7	.429	0-0	.000	1-2	.500	1	6	7	0.9	7	0	2	0	1	0	7	0.9
TOTAL	8-0	32/4.0	3-7	.429	0-0	.000	1-2	.500	1	6	7	0.9	7	0	2	0	1	0	7	0.9

2016-17 GAME-BY-GAME

Opponent	Date	gs	min	Total		3-Pointers		Free throws		Rebounds				pf	a	t/o	blk	stl	pts	avg
				fg-fga	pct	3fg-fga	pct	ft-fga	pct	off	def	tot	avg							
EASTERN MICHIGAN	11/11/16	dnp	-	-	-	-	-	-	-	-	-	-	-	-	-	-	-	-	-	-
GARDNER-WEBB	11/14/16	11	11	1-2	.500	0-0	.000	0-0	.000	0	2	2	2.0	3	0	0	1	0	2	2.0
vs SMU	11/17/16	dnp	-	-	-	-	-	-	-	-	-	-	-	-	-	-	-	-	-	-
vs Marquette	11/18/16	2	0-1	.000	0-0	.000	0-0	.000	0	0	0	1.0	0	0	0	0	0	0	1.0	
YALE	11/22/16	dnp	-	-	-	-	-	-	-	-	-	-	-	-	-	-	-	-	-	-
MOREHEAD STATE	11/25/16	3	1-1	1.000	0-0	.000	0-0	.000	1	1	2	1.3	0	1	0	0	0	2	1.3	
at Maryland	01/29/16	dnp	-	-	-	-	-	-	-	-	-	-	-	-	-	-	-	-	-	-
vs Duquesne	12/2/16	3	0-1	.000	0-0	.000	0-0	.000	0	1	1	1.3	0	0	0	0	0	0	1.0	
BUFFALO	12/7/16	6	0-1	.000	0-0	.000	0-0	.000	0	1	1	1.2	2	1	0	0	0	0	0.8	
vs Penn State	12/10/16	2	1-1	1.000	0-0	.000	0-0	.000	0	0	0	1.0	1	0	0	0	0	2	1.0	
RICE	12/17/16	dnp	-	-	-	-	-	-	-	-	-	-	-	-	-	-	-	-	-	-
OMAHA	12/21/16	3	0-0	.000	0-0	.000	1-2	.500	0	0	0	0.9	1	0	0	0	0	1	1.0	
MARSHALL	12/28/16	dnp	-	-	-	-	-	-	-	-	-	-	-	-	-	-	-	-	-	-
NOTRE DAME	12/31/16	dnp	-	-	-	-	-	-	-	-	-	-	-	-	-	-	-	-	-	-
VIRGINIA	1/4/17	dnp	-	-	-	-	-	-	-	-	-	-	-	-	-	-	-	-	-	-
at Syracuse	1/7/17	dnp	-	-	-	-	-	-	-	-	-	-	-	-	-	-	-	-	-	-
at Louisville	1/11/17	2	0-0	.000	0-0	.000	0-0	.000	0	1	1	0.9	0	0	0	0	0	0	0.9	
Totals		0	32	3-7	.429	0-0	.000	1-2	.500	1	6	7	0.9	7	2	0	1	0	7	0.9

Games played: 8
Minutes/aame: 4.0

Rebounds/game: 0.9
Assists/aame: 0.3

CAREER HIGHS

Points	2, 3x; last vs. Penn State, 12/10/16
FG	1, 2x; last vs. Morehead State, 11/25/16
FGA	2, vs. Gardner-Webb, 11/14/16
3FG	-
3FGA	-
FT	1, vs. Omaha, 12/21/16
FTA	2, vs. Omaha, 12/21/16
Rebounds	2, 2x; last vs. Morehead State, 11/25/16
Off. Rebounds	1, vs. Morehead State, 11/25/16
Def. Rebounds	2, vs. Gardner-Webb, 11/14/16
Assists	1, 2x; last vs. Buffalo, 12/7/16
Steals	-
Blocks	1, vs. Gardner-Webb, 11/14/16
Minutes	11, vs. Gardner-Webb, 11/14/16

	2016-17	Career
Double-Figure Points	-	-
5 or more Rebounds	-	-
2 or more Steals	-	-
2 or more Blocks	-	-
20+ Minutes	-	-



CHRIS JONES | #12

R-SR-3L • G/F • 6-6 • 215 • Teaneck, N.J. • Teaneck

CAREER STATISTICS

Season	gp-gs	min/avg	Total		3-Point		F-Throws		Rebounds				Scoring							
			fg-fga	pct	fg-fga	pct	ft-fla	pct	off	def	tot	avg	pf	fo	ast	to	blk	stl	pts	avg
2013-14	30-0	222/7.4	24-54	.444	4-17	.235	20-25	.800	11	15	26	0.9	27	0	7	8	1	3	72	2.4
2014-15	34-21	932/27.4	109-253	.431	41-115	.357	30-55	.545	37	68	105	3.1	83	1	68	34	11	15	289	8.5
2015-16	33-9	628/19.0	71-167	.425	21-73	.288	39-56	.696	29	41	70	2.1	66	1	48	28	11	14	202	6.1
2016-17	16-15	507/31.7	38-84	.452	2-18	.111	27-41	.659	11	34	45	2.8	38	0	40	21	6	10	105	6.6
TOTAL	113-45	2289/20.3	242-558	.434	68-223	.305	116-177	.655	88	158	246	2.2	214	2	163	91	29	42	668	5.9

2016-17 GAME-BY-GAME

Opponent	Date	gs	min	Total		3-Pointers		Free throws		Rebounds				pf	a	t/o	blk	stl	pts	avg
				fg-fga	pct	3fg-fga	pct	ft-fla	pct	off	def	tot	avg							
EASTERN MICHIGAN	11/11/16	*	45	3-9	.333	0-3	.000	4-7	.571	1	2	3	3.0	2	6	0	0	0	10	10.0
GARDNER-WEBB	11/14/16	*	23	3-6	.500	2-3	.667	0-2	.000	2	2	4	3.5	2	5	2	1	0	8	9.0
vs SMU	11/17/16	*	25	0-5	.000	0-3	.000	0-0	.000	0	0	0	2.3	1	2	0	0	0	0	6.0
vs Marquette	11/18/16	*	32	5-7	.714	0-1	.000	3-3	1.000	0	4	4	2.8	4	4	0	0	2	13	7.8
YALE	11/22/16	*	37	2-8	.250	0-1	.000	1-2	.500	0	4	4	3.0	1	2	0	2	0	5	7.2
MOREHEAD STATE	11/25/16	*	27	1-3	.333	0-1	.000	2-4	.500	1	1	2	2.8	1	1	1	0	0	4	6.7
at Maryland	01/29/16	*	30	3-4	.750	0-0	.000	0-1	.000	4	2	6	3.3	3	2	1	0	1	6	6.6
vs Duquesne	12/2/16	*	38	4-6	.667	0-1	.000	3-4	.750	1	2	3	3.3	3	3	2	2	0	11	7.1
BUFFALO	12/7/16	*	32	4-7	.571	0-2	.000	4-6	.667	1	0	1	3.0	4	4	3	0	1	12	7.7
vs Penn State	12/10/16	*	36	4-7	.571	0-0	.000	1-2	.500	0	1	1	2.8	4	0	1	0	2	9	7.8
RICE	12/17/16	*	24	0-0	.000	0-0	.000	3-4	.750	0	3	3	2.8	4	1	5	1	0	3	7.4
OMAHA	12/21/16	*	23	2-4	.500	0-1	.000	0-0	.000	0	3	3	2.8	1	1	2	0	0	4	7.1
MARSHALL	12/28/16	dnp		-	-	-	-	-	-	-	-	-	-	-	-	-	-	-	-	-
NOTRE DAME	12/31/16		26	0-3	.000	0-1	.000	4-4	1.000	0	2	2	2.8	1	2	0	0	2	4	6.8
VIRGINIA	1/4/17	*	38	2-4	.500	0-0	.000	1-1	1.000	1	4	5	2.9	4	3	2	0	0	5	6.7
at Syracuse	1/7/17	*	35	3-5	.600	0-0	.000	1-1	1.000	0	2	2	2.9	2	2	0	0	0	7	6.7
at Louisville	1/11/17	*	36	2-6	.333	0-1	.000	0-0	.000	0	2	2	2.8	1	2	2	0	2	4	6.6
Totals		15	507	38-84	.452	2-18	.111	27-41	.659	11	34	45	2.8	38	40	21	6	10	105	6.6

Games played: 16
 Minutes/game: 31.7
 Points/game: 6.6
 FG Pct: 45.2
 3FG Pct: 11.1
 FT Pct: 65.9

Rebounds/game: 2.8
 Assists/game: 2.5
 Turnovers/game: 1.3
 Assist/turnover ratio: 1.9
 Steals/game: 0.6
 Blocks/game: 0.4

CAREER HIGHS

	2016-17	Career
Points	23, vs. Wake Forest, 2/16/16	24
FG	7, 3x; last vs. Wake Forest, 2/16/16	10
FGA	17, at Indiana, 12/2/14	24
3FG	5, 3x; last vs. Wake Forest, 2/16/16	8
3FGA	10, vs. Wake Forest, 2/16/16	10
FT	5, vs. Howard, 11/17/13	8
FTA	7, 2x; last vs. Eastern Michigan, 11/11/16	11
Rebounds	7, 2x; last vs. Wake Forest, 2/16/16	11
Off. Rebounds	7 vs. Wake Forest, 2/16/16	11
Def. Rebounds	6, vs. George Washington, 3/17/15	11
Assists	6, 2x; last vs. Eastern Michigan, 11/11/16	11
Steals	2, 1x; last at Louisville, 1/11/17	11
Blocks	3, vs. St. Bonaventure, 12/13/14	11
Minutes	45, vs. Eastern Michigan, 11/11/16	11



SHELDON JETER | #21

SR-2L • F • 6-8 • 230 • Beaver Falls, Pa. • Beaver Falls / Vanderbilt

CAREER STATISTICS

Season	gp-gs	min/avg	Total		3-Point		F-Throws		Rebounds				Scoring							
			fg-fga	pct	fg-fga	pct	ft-fga	pct	off	def	tot	avg	pf	fo	ast	to	blk	stl	pts	avg
2014-15	32-9	458/14.3	58-122	.475	10-27	.370	24-39	.615	30	49	79	2.5	53	0	15	19	10	11	150	4.7
2015-16	32-4	595/18.6	104-195	.533	5-23	.217	45-54	.833	54	98	152	4.8	70	1	22	24	24	21	258	8.1
2016-17	17-17	457/26.9	43-112	.384	14-37	.378	35-47	.745	44	86	130	7.6	48	1	29	25	18	15	135	7.9
TOTAL	81-30	1510/18.6	205-429	.478	29-87	.333	104-140	.743	128	233	361	4.5	171	2	66	68	52	47	543	6.7

2016-17 GAME-BY-GAME

Opponent	Date	gs	min	Total		3-Pointers		Free throws		Rebounds				pf	a	t/o	blk	stl	pts	avg	
				fg-fga	pct	3fg-fga	pct	ft-fga	pct	off	def	tot	avg								
EASTERN MICHIGAN	11/11/16	*	39	2-8	.250	1-4	.250	7-7	1.000	2	7	9	9.0	3	0	2	0	3	12	12.0	
GARDNER-WEBB	11/14/16	*	27	4-9	.444	2-3	.667	4-6	.667	5	8	13	11.0	2	4	1	1	3	14	13.0	
vs SMU	11/17/16	*	29	2-8	.250	0-1	.000	1-2	.500	2	6	8	10.0	4	1	1	0	0	5	10.3	
vs Marquette	11/18/16	*	11	1-2	.500	1-2	.500	1-2	.500	0	1	1	7.8	4	0	2	0	0	4	8.8	
YALE	11/22/16	*	27	2-5	.400	0-2	.000	0-2	.000	1	6	7	7.6	1	0	1	0	1	4	7.8	
MOREHEAD STATE	11/25/16	*	21	0-5	.000	0-0	.000	0-0	.000	3	5	8	7.7	3	2	1	0	0	0	6.5	
at Maryland	01/29/16	*	23	1-3	.333	0-1	.000	0-2	.000	0	6	6	7.4	4	0	2	0	1	2	5.9	
vs Duquesne	12/2/16	*	31	1-6	.167	1-4	.250	2-2	1.000	2	8	10	7.8	2	0	3	1	0	5	5.8	
BUFFALO	12/7/16	*	33	5-7	.714	1-3	.333	0-0	.000	0	4	4	7.3	2	3	1	1	0	11	6.3	
vs Penn State	12/10/16	*	30	2-9	.222	2-3	.667	2-2	1.000	3	7	10	7.6	3	3	1	5	1	8	6.5	
RICE	12/17/16	*	23	1-2	.500	0-1	.000	0-0	.000	2	3	5	7.4	2	1	0	2	1	2	6.1	
OMAHA	12/21/16	*	15	1-3	.333	0-1	.000	4-5	.800	2	2	4	7.1	4	3	2	1	1	6	6.1	
MARSHALL	12/28/16	*	31	8-13	.615	1-1	1.000	4-4	1.000	5	5	10	7.3	2	1	2	2	1	21	7.2	
NOTRE DAME	12/31/16	*	39	3-10	.300	0-2	.000	0-0	.000	6	7	13	7.7	3	3	1	2	0	6	7.1	
VIRGINIA	1/4/17	*	30	5-7	.714	3-5	.600	3-4	.750	3	5	8	7.7	2	3	0	0	0	16	7.7	
at Syracuse	1/7/17	*	31	3-10	.300	0-0	.000	6-7	.857	7	4	11	7.9	2	2	3	3	3	12	8.0	
at Louisville	1/11/17	*	17	2-5	.400	2-4	.500	1-2	.500	1	2	3	7.6	5	3	2	0	0	7	7.9	
Totals			17	457	43-112	.384	14-37	.378	35-47	.745	44	86	130	7.6	48	29	25	18	15	135	7.9

Games played: 17
 Minutes/game: 26.9
 Points/game: 7.9
 FG Pct: 38.4
 3FG Pct: 37.8
 FT Pct: 74.5

Rebounds/game: 7.6
 Assists/game: 1.7
 Turnovers/game: 1.5
 Assist/turnover ratio: 1.2
 Steals/game: 0.9
 Blocks/game: 1.1

CAREER HIGHS

Points	23, vs. Virginia Tech, 1/31/16
FG	10, vs. North Carolina, 2/14/15
FGA	14, vs. North Carolina, 2/14/15
3FG	3, 3x; last vs. Virginia, 1/4/17
3FGA	6, Ole Miss, 1/15/13
FT	7, vs. Eastern Michigan, 11/11/16
FTA	8, vs. Syracuse, 2/7/15
Rebounds	13, 2x; last vs. Notre Dame, 12/31/16
Off. Rebounds	7, at Syracuse, 1/7/16
Def. Rebounds	8, 2x; last vs. Duquesne, 12/2/16
Assists	4, vs. Gardner-Webb, 11/14/16
Steals	3, 6x; last at Syracuse, 1/7/16
Blocks	5, vs. Penn State, 12/10/16
Minutes	39, 2x; last vs. Notre Dame, 12/31/16

	2016-17	Career
20+ Point Games	1	3
Double-Figure Points	6	29
Double-Figure Rebounds	6	7
Double-Doubles	3	4
5 or more Rebounds	12	43
2 or more 3PT FG	3	10
2 or more Steals	3	12
2 or more Blocks	5	14
20+ Minutes	13	47
30+ Minutes	8	11



CAMERON JOHNSON | #23

R-SO-2L • G • 6-8 • 210 • Moon Township, Pa. • Our Lady of the Sacred Heart

CAREER STATISTICS

Season	gp-gs	min/avg	Total		3-Point		F-Throws		Rebounds				Scoring							
			fg-fga	pct	fg-fga	pct	ft-fga	pct	off	def	tot	avg	pf	fo	ast	to	blk	stl	pts	avg
2014-15	8-0	115/14.4	13-33	.394	8-23	.348	2-4	.500	2	7	9	1.1	12	0	4	4	3	1	36	4.5
2015-16	32-1	374/11.7	52-131	.397	30-80	.375	21-26	.808	13	46	59	1.8	41	1	16	15	5	10	155	4.8
2016-17	17-17	557/32.8	66-150	.440	37-95	.389	31-39	.795	18	63	81	4.8	51	3	40	16	7	6	200	11.8
TOTAL	57-18	1046/18.4	131-314	.417	75-198	.379	54-69	.783	33	116	149	2.6	104	4	60	35	15	17	391	6.9

2016-17 GAME-BY-GAME


Opponent	Date	gs	min	Total		3-Pointers		Free throws		Rebounds				pf	a	t/o	blk	stl	pts	avg	
				fg-fga	pct	3fg-fga	pct	ft-fga	pct	off	def	tot	avg								
EASTERN MICHIGAN	11/11/16	*	23	4-9	.444	1-6	.167	0-0	.000	1	1	2	2.0	5	0	1	0	0	9	9.0	
GARDNER-WEBB	11/14/16	*	25	7-8	.875	4-4	1.000	0-0	.000	1	3	4	3.0	1	4	1	1	1	18	13.5	
vs SMU	11/17/16	*	38	3-7	.429	3-5	.600	0-0	.000	0	1	1	2.3	2	1	1	2	0	9	12.0	
vs Marquette	11/18/16	*	22	0-3	.000	0-2	.000	0-1	.000	3	3	6	3.3	4	4	2	0	0	0	9.0	
YALE	11/22/16	*	27	4-7	.571	4-5	.800	3-4	.750	0	4	4	3.4	3	1	1	0	0	15	10.2	
MOREHEAD STATE	11/25/16	*	34	5-8	.625	4-7	.571	2-2	1.000	1	5	6	3.8	1	4	0	0	1	16	11.2	
at Maryland	01/29/16	*	35	3-7	.429	1-4	.250	4-4	1.000	0	3	3	3.7	1	1	0	1	0	11	11.1	
vs Duquesne	12/2/16	*	38	5-16	.313	1-7	.143	3-4	.750	3	5	8	4.3	3	0	1	1	1	14	11.5	
BUFFALO	12/7/16	*	36	6-10	.600	3-6	.500	2-2	1.000	0	4	4	4.2	3	5	0	0	1	17	12.1	
vs Penn State	12/10/16	*	33	4-10	.400	2-7	.286	0-1	.000	1	3	4	4.2	5	3	0	0	1	10	11.9	
RICE	12/17/16	*	38	4-8	.500	2-5	.400	0-0	.000	0	5	5	4.3	3	3	1	0	0	10	11.7	
OMAHA	12/21/16	*	29	4-8	.500	2-5	.400	6-6	1.000	1	4	5	4.3	2	4	2	0	0	16	12.1	
MARSHALL	12/28/16	*	31	6-11	.545	3-6	.500	1-2	.500	2	6	8	4.6	5	3	1	0	1	16	12.4	
NOTRE DAME	12/31/16	*	41	4-12	.333	2-8	.250	4-7	.571	2	4	6	4.7	4	1	2	1	0	14	12.5	
VIRGINIA	1/4/17	*	41	4-6	.667	4-5	.800	4-4	1.000	1	7	8	4.9	3	1	1	1	0	16	12.7	
at Syracuse	1/7/17	*	35	2-10	.200	1-7	.143	2-2	1.000	2	4	6	5.0	2	4	1	0	0	7	12.4	
at Louisville	1/11/17	*	31	1-10	.100	0-6	.000	0-0	.000	0	1	1	4.8	4	1	1	0	0	2	11.8	
Totals			17	557	66-150	.440	37-95	.389	31-39	.795	18	63	81	4.8	51	40	16	7	6	200	11.8

Games played: 17
 Minutes/game: 32.8
 Points/game: 11.8
 FG Pct: 44.0
 3FG Pct: 38.9
 FT Pct: 79.5

Rebounds/game: 4.8
 Assists/game: 2.4
 Turnovers/game: 0.9
 Assist/turnover ratio: 2.5
 Steals/game: 0.4
 Blocks/game: 0.4

CAREER HIGHS

	2016-17	Career
Points	24, vs. Syracuse, 3/9/16	24
FG	8, vs. Syracuse, 3/9/16	8
FGA	16, 2x; last vs. Duquesne, 12/2/16	16
3FG	4, 5x; last vs. Virginia, 1/4/17	4
3FGA	11, vs. Syracuse, 3/9/16	11
FT	6, vs. Omaha, 12/21/16	6
FTA	7, vs. Notre Dame, 12/31/16	7
Rebounds	8, vs. Duquesne, 12/2/16	8
Off. Rebounds	3, vs. Duquesne, 12/2/16	3
Def. Rebounds	7, vs. Virginia, 1/4/17	7
Assists	5, vs. Buffalo, 12/7/16	5
Steals	2, 2x; last vs. NC State, 1/19/16	2
Blocks	2, 2x; last vs. SMU, 11/18/16	2
Minutes	41, 2x; last vs. Virginia, 1/4/17	41
20+ Point Games	-	2
Double-Figure Points	12	16
2 or more 3PT FG	11	18
5 or more Rebounds	9	12
5 or more Assists	1	1
2 or more Steals	-	2
20+ Minutes	15	19
30+ Minutes	11	12
40+ Minutes	2	2



ROZELLE NIX | #25

R-JR-1L • C • 6-11 • 300 • Cincinnati, Ohio • Withrow / Pensacola State JC

CAREER STATISTICS

Season	gp-gs	min/avg	Total		3-Point		F-Throws		Rebounds				Scoring							
			fg-fga	pct	fg-fga	pct	ft-fa	pct	off	def	tot	avg	pf	fo	ast	to	blk	stl	pts	avg
2016-17	6-0	18/3.0	2-6	.333	0-0	.000	3-4	.750	3	11	14	2.3	7	0	0	2	1	0	7	1.2
TOTAL	6-0	18/3.0	2-6	.333	0-0	.000	3-4	.750	3	11	14	2.3	7	0	0	2	1	0	7	1.2

2016-17 GAME-BY-GAME

Opponent	Date	gs	min	Total		3-Pointers		Free throws		Rebounds				pf	a	t/o	blk	stl	pts	avg
				fg-fga	pct	3fg-fga	pct	ft-fa	pct	off	def	tot	avg							
EASTERN MICHIGAN	11/11/16		dnp	-	-	-	-	-	-	-	-	-	-	-	-	-	-	-	-	-
GARDNER-WEBB	11/14/16	4		0-1	.000	0-0	.000	0-0	.000	1	3	4	4.0	1	0	0	1	0	0	0.0
vs SMU	11/17/16		dnp	-	-	-	-	-	-	-	-	-	-	-	-	-	-	-	-	-
vs Marquette	11/18/16	1		0-0	.000	0-0	.000	0-0	.000	0	1	1	2.5	0	0	0	0	0	0	0.0
YALE	11/22/16		dnp	-	-	-	-	-	-	-	-	-	-	-	-	-	-	-	-	-
MOREHEAD STATE	11/25/16	1		0-0	.000	0-0	.000	0-0	.000	0	0	0	1.7	1	0	1	0	0	0	0.0
at Maryland	01/29/16		dnp	-	-	-	-	-	-	-	-	-	-	-	-	-	-	-	-	-
vs Duquesne	12/2/16		dnp	-	-	-	-	-	-	-	-	-	-	-	-	-	-	-	-	-
BUFFALO	12/7/16		dnp	-	-	-	-	-	-	-	-	-	-	-	-	-	-	-	-	-
vs Penn State	12/10/16		dnp	-	-	-	-	-	-	-	-	-	-	-	-	-	-	-	-	-
RICE	12/17/16		dnp	-	-	-	-	-	-	-	-	-	-	-	-	-	-	-	-	-
OMAHA	12/21/16	6		1-2	.500	0-0	.000	1-2	.500	0	4	4	2.3	2	0	0	0	0	3	0.8
MARSHALL	12/28/16	5		1-3	.333	0-0	.000	2-2	1.000	2	3	5	2.8	3	0	1	0	0	4	1.4
NOTRE DAME	12/31/16	1		0-0	.000	0-0	.000	0-0	.000	0	0	0	2.3	0	0	0	0	0	0	1.2
VIRGINIA	1/4/17		dnp	-	-	-	-	-	-	-	-	-	-	-	-	-	-	-	-	-
at Syracuse	1/7/17		dnp	-	-	-	-	-	-	-	-	-	-	-	-	-	-	-	-	-
at Louisville	1/11/17		dnp	-	-	-	-	-	-	-	-	-	-	-	-	-	-	-	-	-
Totals		0	18	2-6	.333	0-0	.000	3-4	.750	3	11	14	2.3	7	0	2	1	0	7	1.2

Games played: 6
 Minutes/game: 3.0
 Points/game: 1.2
 FG Pct: 33.3
 FT Pct: 75.0

Rebounds/game: 2.3
 Turnovers/game: 0.3
 Blocks/game: 0.2

CAREER HIGHS

Points	4, vs. Marshall, 12/28/16	2016-17
FG	1, 2x; last vs. Marshall, 12/28/16	-
FGA	3, vs. Marshall, 12/28/16	1
3FG	-	-
3FGA	-	-
FT	2, vs. Marshall, 12/28/16	-
FTA	2, 2x; last vs. Marshall, 12/28/16	-
Rebounds	5, vs. Marshall, 12/28/16	-
Off. Rebounds	2, vs. Marshall, 12/28/16	-
Def. Rebounds	4, vs. Omaha, 12/21/16	-
Assists	-	-
Steals	-	-
Blocks	1, vs. Gardner-Webb, 11/14/16	-
Minutes	6, vs. Omaha, 12/21/16	-
Double-Figure Points	-	-
5 or more Rebounds	-	-
2 or more Steals	-	-
2 or more Blocks	-	-
20+ Minutes	-	-



ZACH SMITH | #35

R-JR-1L • G • 6-3 • 200 • Smethport, Pa. • Smethport / Pitt-Bradford

CAREER STATISTICS

Season	gp-gs	min/avg	Total		3-Point		F-Throws		Rebounds				Scoring							
			fg-fga	pct	fg-fga	pct	ft-fga	pct	off	def	tot	avg	pf	fo	ast	to	blk	stl	pts	avg
2016-17	2-0	5/2.5	0-1	.000	0-1	.000	0-0	.000	0	0	0	0.0	0	0	0	1	0	0	0	0.0
TOTAL	2-0	5/2.5	0-1	.000	0-1	.000	0-0	.000	0	0	0	0.0	0	0	0	1	0	0	0	0.0

2016-17 GAME-BY-GAME

Opponent	Date	gs	min	Total		3-Pointers		Free throws		Rebounds				pf	a	t/o	blk	stl	pts	avg
				fg-fga	pct	3fg-fga	pct	ft-fga	pct	off	def	tot	avg							
EASTERN MICHIGAN	11/11/16	dnp	-	-	-	-	-	-	-	-	-	-	-	-	-	-	-	-	-	-
GARDNER-WEBB	11/14/16	2	5	0-0	.000	0-0	.000	0-0	.000	0	0	0	0.0	0	0	1	0	0	0	0.0
vs SMU	11/17/16	dnp	-	-	-	-	-	-	-	-	-	-	-	-	-	-	-	-	-	-
vs Marquette	11/18/16	dnp	-	-	-	-	-	-	-	-	-	-	-	-	-	-	-	-	-	-
YALE	11/22/16	dnp	-	-	-	-	-	-	-	-	-	-	-	-	-	-	-	-	-	-
MOREHEAD STATE	11/25/16	dnp	-	-	-	-	-	-	-	-	-	-	-	-	-	-	-	-	-	-
at Maryland	01/29/16	dnp	-	-	-	-	-	-	-	-	-	-	-	-	-	-	-	-	-	-
vs Duquesne	12/2/16	dnp	-	-	-	-	-	-	-	-	-	-	-	-	-	-	-	-	-	-
BUFFALO	12/7/16	dnp	-	-	-	-	-	-	-	-	-	-	-	-	-	-	-	-	-	-
vs Penn State	12/10/16	dnp	-	-	-	-	-	-	-	-	-	-	-	-	-	-	-	-	-	-
RICE	12/17/16	dnp	-	-	-	-	-	-	-	-	-	-	-	-	-	-	-	-	-	-
OMAHA	12/21/16	3	5	0-1	.000	0-1	.000	0-0	.000	0	0	0	0.0	0	0	0	0	0	0	0.0
MARSHALL	12/28/16	dnp	-	-	-	-	-	-	-	-	-	-	-	-	-	-	-	-	-	-
NOTRE DAME	12/31/16	dnp	-	-	-	-	-	-	-	-	-	-	-	-	-	-	-	-	-	-
VIRGINIA	1/4/17	dnp	-	-	-	-	-	-	-	-	-	-	-	-	-	-	-	-	-	-
at Syracuse	1/7/17	dnp	-	-	-	-	-	-	-	-	-	-	-	-	-	-	-	-	-	-
at Louisville	1/11/17	dnp	-	-	-	-	-	-	-	-	-	-	-	-	-	-	-	-	-	-
Totals		0	5	0-1	.000	0-1	.000	0-0	.000	0	0	0	0.0	0	0	1	0	0	0	0.0

Games played: 2
 Minutes/game: 2.5
 FG Pct: 0.0
 3FG Pct: 0.0

Turnovers/game: 0.5

CAREER HIGHS

Points	-	2016-17
FG	-	
FGA	1, vs. Omaha, 12/21/16	
3FG	-	
3FGA	1, vs. Omaha, 12/21/16	
FT	-	
FTA	-	
Rebounds	-	
Off. Rebounds	-	
Def. Rebounds	-	
Assists	-	
Steals	-	
Blocks	-	
Minutes	3, vs. Omaha, 12/21/16	
Double-Figure Points	-	
5 or more Rebounds	-	
2 or more Steals	-	
2 or more Blocks	-	
20+ Minutes	-	



JONATHAN MILLIGAN | #55

R-JR-1L • G • 6-2 • 170 • Orlando, Fla. • Mount Zion Academy / Kilgore College

CAREER STATISTICS

Season	gp-gs	min/avg	Total		3-Point		F-Throws		Rebounds				Scoring							
			fg-fga	pct	fg-fga	pct	ft-fga	pct	off	def	tot	avg	pf	fo	ast	to	blk	stl	pts	avg
2015-16	4-0	39/9.8	4-7	.571	3-4	.750	2-2	1.000	0	1	1	0.3	7	0	3	2	0	0	13	3.3
2016-17	15-0	114/7.6	11-34	.324	9-27	.333	4-4	1.000	2	3	5	0.3	11	0	9	7	0	0	35	2.3
TOTAL	19-0	153/8.1	15-41	.366	12-31	.387	6-6	1.000	2	4	6	0.3	18	0	12	9	0	0	48	2.5

2016-17 GAME-BY-GAME

Opponent	Date	gs	min	Total		3-Pointers		Free throws		Rebounds				pf	a	t/o	blk	stl	pts	avg
				fg-fga	pct	3fg-fga	pct	ft-fga	pct	off	def	tot	avg							
EASTERN MICHIGAN	11/11/16		8	1-3	.333	0-2	.000	0-0	.000	0	0	0	0.0	3	1	1	0	0	2	2.0
GARDNER-WEBB	11/14/16		17	2-6	.333	2-6	.333	4-4	1.000	0	1	1	0.5	1	2	2	0	0	10	6.0
vs SMU	11/17/16		7	0-1	.000	0-1	.000	0-0	.000	1	0	1	0.7	1	0	0	0	0	0	4.0
vs Marquette	11/18/16		6	0-2	.000	0-2	.000	0-0	.000	0	0	0	0.5	0	0	1	0	0	0	3.0
YALE	11/22/16		9	1-2	.500	1-1	1.000	0-0	.000	0	1	1	0.6	0	0	0	0	0	3	3.0
MOREHEAD STATE	11/25/16		12	3-5	.600	3-4	.750	0-0	.000	0	0	0	0.5	2	0	0	0	0	9	4.0
at Maryland	01/29/16		7	0-1	.000	0-1	.000	0-0	.000	0	0	0	0.4	2	0	0	0	0	0	3.4
vs Duquesne	12/2/16		7	0-2	.000	0-2	.000	0-0	.000	0	0	0	0.4	0	1	0	0	0	0	3.0
BUFFALO	12/7/16		4	0-1	.000	0-0	.000	0-0	.000	0	0	0	0.3	0	1	0	0	0	0	2.7
vs Penn State	12/10/16		dnp	-	-	-	-	-	-	-	-	-	-	-	-	-	-	-	-	-
RICE	12/17/16		7	1-2	.500	1-2	.500	0-0	.000	0	0	0	0.3	0	1	0	0	0	3	2.7
OMAHA	12/21/16		8	1-2	.500	1-2	.500	0-0	.000	0	0	0	0.3	0	1	0	0	0	3	2.7
MARSHALL	12/28/16		13	2-5	.400	1-3	.333	0-0	.000	0	0	0	0.3	2	2	1	0	0	5	2.9
NOTRE DAME	12/31/16		2	0-0	.000	0-0	.000	0-0	.000	0	0	0	0.2	0	0	1	0	0	0	2.7
VIRGINIA	1/4/17		dnp	-	-	-	-	-	-	-	-	-	-	-	-	-	-	-	-	-
at Syracuse	1/7/17		7	0-2	.000	0-1	.000	0-0	.000	1	1	2	0.4	0	0	1	0	0	0	2.5
at Louisville	1/11/17		0	0-0	.000	0-0	.000	0-0	.000	0	0	0	0.3	0	0	0	0	0	0	2.3
Totals		0	114	11-34	.324	9-27	.333	4-4	1.000	2	3	5	0.3	11	9	7	0	0	35	2.3

Games played: 15
 Minutes/game: 7.6
 Points/game: 2.3
 FG Pct: 32.4
 3FG Pct: 33.3
 FT Pct: 100.0

Rebounds/game: 0.3
 Assists/game: 0.6
 Turnovers/game: 0.5
 Assist/turnover ratio: 1.3

CAREER HIGHS

Points	10, vs. Gardner-Webb, 11/14/16
FG	3, vs. Morehead State, 11/25/16
FGA	6, vs. Gardner-Webb, 11/14/16
3FG	3, vs. Morehead State, 11/25/16
3FGA	6, vs. Gardner-Webb, 11/14/16
FT	4, vs. Gardner-Webb, 11/14/16
FTA	4, vs. Gardner-Webb, 11/14/16
Rebounds	2, at Syracuse, 1/7/16
Off. Rebounds	1, 2x; last at Syracuse, 1/7/16
Def. Rebounds	1, 4x; last at Syracuse, 1/7/16
Assists	2, 3x; last vs. Marshall, 12/28/16
Steals	-
Blocks	-
Minutes	17, vs. Gardner-Webb, 11/14/16

	2016-17	Career
Double-Figure Points	1	1
2 or more 3PT FG	2	3
5 or more Rebounds	-	-
3 or more Assists	-	-
2 or more Steals	-	-
20+ Minutes	-	-



KEVIN STALLINGS | PURDUE '82

Head Coach • First Season at Pitt (24th overall)

Overall Record: 467-288 (.619)

Conference Record: 214-178 (.546)

Kevin Stallings was announced as the 15th head coach in Pitt men's basketball history March 28, 2016 after spending the previous 17 seasons at Vanderbilt. Stallings enters his 24th season as a head coach with an impressive 467-288 (.619) record overall.

Stallings' success comes as no surprise to players and coaches alike as his competitiveness, passion, intensity, work ethic, preparation and personality are driving forces behind his career.

In fact, success has followed Stallings throughout his career as a player at Purdue, an assistant at Purdue and Kansas and at previous head coaching positions at Illinois State and Vanderbilt. During his 37 years in college basketball, Stallings has been a part of 25 seasons with 20-or-more victories and a basketball season that concluded during postseason play 30 times.

As a head coach, Stallings has quietly put together an impressive resume that includes:

- 467 wins, including 214 conference victories
- 12 seasons with 20 or more wins
- 16 postseason appearances, including nine NCAA Tournament bids
- 10 NBA Draft picks, including two first round selections in the 2012 and 2016 drafts
- Five All-America selections
- Five Academic All-America award winners
- 45 all-conference selections, including 37 All-SEC honorees
- 62 Academic all-conference performers
- Four conference Player of the Year selections
- Three conference Coach of the Year honors
- Three conference tournament championships, including the 2012 SEC Championship

STALLINGS' RECORD WHEN...

	2016-17	Total
Overall	12-5	467-288
Home	9-1	308-86
Road	1-2	106-159
Neutral	2-2	53-43
Conf. Regular Season	1-3	214-178
Home	1-1	136-60
Road	0-2	78-118
Neutral	-	-
Conference Tournament	-	23-20
NCAA Tournament	-	5-9
NIT	-	7-7
Regular Season Non-Con	11-2	215-74
Home	8-0	160-22
Road	1-0	26-34
Neutral	2-2	29-18
Shoots 60% or better	1-0	24-0
Shoots 50% or better	6-0	195-20
Shoots under 30%	-	1-8
Holds Opp. to less than 50%	12-4	427-188
Holds Opp. to less than 40%	3-0	234-42
Holds Opp. to less than 30%	-	25-0
Outrebound Opp.	11-3	278-77
20 or more assists	4-0	116-12
7 or more 3FG	9-2	302-133
More made FTs than Opp.	11-4	331-81
Overtime Games	2-1	20-21
Double-overtime games	1-0	5-1
vs. Ranked Opponents (AP)	1-2	36-72
vs. Unranked Opponents	11-3	431-216
In November	6-1	89-26
In December	5-2	113-45
In January	1-2	105-89
In February	-	112-72
In March	-	48-56
Scores 59 points or less	0-1	19-76
Scores 60+ points	12-4	448-212
Scores 70+ points	12-2	358-90
Scores 80+ points	8-1	185-15
Scores 90+ points	4-0	62-0
Scores 100+ points	1-0	12-0

YEAR-BY-YEAR WITH KEVIN STALLINGS

Year	Overall		Conference		Con. Tourn.		NCAA		NIT		RS Non-Conf.		Home		Road		Neutral		vs. Top-25	
	W-L	Pct.	W-L	Pct.	W-L	Pct.	W-L	Pct.	W-L	Pct.	W-L	Pct.	W-L	Pct.	W-L	Pct.	W-L	Pct.	W-L	Pct.
<i>Illinois State</i>																				
1993-94	16-11	.593	12-6	.667	0-1	.000	-	-	-	-	4-4	.500	11-2	.846	4-9	.308	1-0	.000	-	-
1994-95	20-13	.606	13-5	.722	1-1	.500	-	-	1-1	.500	5-6	.462	13-4	.764	6-8	.429	1-1	.500	-	-
1995-96	22-12	.647	11-5	.688	1-1	.500	-	-	2-1	.667	6-5	.545	11-5	.688	9-6	.600	2-1	.667	0-1	.000
1996-97	24-6	.800	14-4	.778	3-0	1.000	0-1	.000	-	-	7-1	.875	14-1	.933	9-4	.692	1-1	.500	0-1	.000
1997-98	25-6	.806	16-2	.889	3-0	1.000	1-1	.500	-	-	5-3	.625	14-1	.933	9-4	.692	2-1	.667	0-1	.000
1998-99	16-15	.516	7-11	.389	1-1	.500	-	-	-	-	8-3	.727	11-7	.611	2-8	.200	3-0	1.000	0-1	.000
<i>Vanderbilt</i>																				
1999-2000	19-11	.633	8-8	.500	1-1	.500	-	-	0-1	.000	10-1	.909	14-3	.824	4-7	.364	1-1	.500	4-4	.500
2000-01	15-15	.500	4-12	.333	0-1	.000	-	-	-	-	11-2	.846	12-7	.632	3-7	.300	0-1	.000	2-6	.250
2001-02	17-15	.531	6-10	.375	0-1	.000	-	-	0-1	.000	10-3	.769	13-4	.765	2-9	.182	2-2	.500	3-3	.500
2002-03	11-18	.379	3-13	.188	1-1	.500	-	-	-	-	7-4	.636	10-6	.625	0-11	.000	1-1	.500	2-10	.167
2003-04	23-10	.697	8-8	.500	2-1	.667	2-1	.667	-	-	11-0	1.000	15-2	.882	4-6	.400	4-2	.667	4-5	.444
2004-05	20-14	.588	8-8	.500	0-1	.000	-	-	2-1	.667	10-4	.714	17-2	.894	2-8	.200	1-4	.200	1-2	.333
2005-06	17-13	.567	7-9	.438	1-1	.500	-	-	0-1	.000	9-2	.818	9-6	.600	7-5	.583	1-2	.333	0-6	.000
2006-07	22-12	.647	10-6	.625	0-1	.000	2-1	.667	-	-	10-4	.714	14-3	.824	4-6	.400	4-3	.571	6-2	.750
2007-08	26-8	.765	10-6	.625	1-1	.500	0-1	.000	-	-	15-0	1.000	19-0	1.000	4-6	.400	3-2	.600	1-2	.333
2008-09	19-12	.613	8-8	.500	0-1	.000	-	-	-	-	11-3	.786	13-4	.765	3-7	.300	3-1	.750	1-1	.500
2009-10	24-9	.727	12-4	.667	1-1	.500	0-1	.000	-	-	11-3	.786	14-2	.875	7-3	.700	3-4	.429	2-2	.500
2010-11	23-11	.676	9-7	.563	2-1	.667	0-1	.000	-	-	12-2	.857	14-3	.824	5-5	.500	4-3	.571	4-4	.500
2011-12	25-11	.694	10-6	.625	3-0	1.000	0-1	.000	-	-	11-4	.733	13-5	.722	6-5	.545	6-1	.857	3-6	.333
2012-13	16-17	.485	8-10	.444	2-1	.667	-	-	-	-	6-6	.500	9-6	.600	4-8	.333	3-3	.500	0-3	.000
2013-14	15-16	.484	7-11	.389	0-1	.000	-	-	-	-	8-4	.667	10-6	.625	3-8	.273	2-2	.500	0-2	.000
2014-15	21-14	.600	9-9	.500	0-1	.000	-	-	2-1	.667	10-3	.769	15-4	.789	5-8	.385	1-2	.333	0-2	.000
2015-16	19-14	.576	11-7	.611	0-1	.000	0-1	.000	-	-	8-5	.615	14-2	.875	3-9	.250	2-3	.400	2-6	.250
<i>Pittsburgh</i>																				
2016-17	12-5	.706	1-3	.250	-	-	-	-	-	-	11-2	.846	9-1	.900	1-2	.333	2-2	.500	1-2	.333
Career	467-288	.619	214-178	.546	23-20	.535	5-9	.357	7-7	.500	215-74	.744	308-86	.782	106-159	.400	53-43	.552	36-72	.333

2016-17 Pitt Basketball Charts

Overall Record: 12-5 (Home: 9-1; Road: 1-2; Neutral: 2-2)

ACC Record: 1-3 (Home: 1-1; Road: 0-2)

Date	Opponent	Result	Pitt High Scorer	Opponent High Scorer	Pitt High Rebounder	Opponent High Rebounder	Pitt High Assists	Att.
N. 11	EASTERN MICHIGAN	W 93-90 [20T]	ARTIS (27)	LEE (27)	YOUNG (10)	THOMPSON (13)	JONES (6)	6,411
N. 14	GARDNER-WEBB	W, 99-80	JOHNSON & YOUNG (18)	RIDEAU (23)	JETER (13)	RIDEAU (8)	ARTIS (6)	4,614
N. 17	+ vs. SMU	L, 76-67	Young (24)	Ojeleye (24)	Jeter & Young (8)	Emelogu (7)	Young (3)	8,126
N. 18	+ vs. Marquette	W, 78-75	Young (30)	Rowsey (20)	Young (8)	Fischer (9)	Johnson & Jones (4)	8,088
N. 22	YALE	W, 75-70	YOUNG (24)	DOWNEY (17)	YOUNG (10)	ONI (11)	ARTIS (4)	6,719
N. 25	MOREHEAD STATE	W, 76-63	YOUNG (20)	MARRERO (18)	JETER (8)	MARRERO (13)	ARTIS (5)	7,025
N. 29	at Maryland	W, 73-59	Young (25)	Trimble (13)	Young (9)	Huerter (9)	Artis (3)	17,144
D. 2	vs. Duquesne	L, 64-55	Young (19)	Blackman (21)	Jeter (10)	Isiaha (8)	Young & Jones (3)	10,997
D. 7	BUFFALO	W, 84-79	YOUNG & JOHNSON (17)	PERKINS (23)	YOUNG & LUTHER (7)	PERKINS (8)	JOHNSON (5)	7,007
D. 10	> vs. Penn State	W, 81-73	Young (29)	Watkins (17)	Jeter (10)	Watkins (15)	Artis (5)	16,165#
D. 17	RICE	W, 83-73	ARTIS (31)	JACKSON (20)	LUTHER (7)	JACKSON (5)	LUTHER & YOUNG (4)	7,017
D. 21	OMAHA	W, 94-75	YOUNG (24)	THURMAN (18)	YOUNG (11)	THURMAN (9)	YOUNG (6)	7,009
D. 28	MARSHALL	W, 112-106	YOUNG & ARTIS (30)	BURKS (25)	JETER (10)	TAYLOR (11)	KITHCART (8)	8,028
D. 31	[-/24] NOTRE DAME *	L, 78-77 [OT]	YOUNG & ARTIS (25)	COLSON (21)	JETER (13)	COLSON (14)	YOUNG (7)	10,131
J. 4	[-/11] VIRGINIA *	W, 88-76 [OT]	ARTIS (24)	PERRANTES (16)	JETER & JOHNSON (8)	HALL (9)	YOUNG (5)	9,814
J. 7	at Syracuse *	L, 77-66	Artis (23)	White (21)	Jeter (11)	Roberson (10)	Johnson (4)	20,034
J. 11	at [-/14] Louisville *	L, 85-80	Artis (43)	Snider (22)	Young (11)	Spalding & Mitchell (8)	Young & Jeter (3)	21,558#
J. 14	MIAMI *							
J. 17	at NC State *							
J. 24	LOUISVILLE *							
J. 28	CLEMSON *							
J. 31	at North Carolina *							
F. 4	at Duke *							
F. 8	at Boston College *							
F. 11	SYRACUSE *							
F. 14	VIRGINIA TECH *							
F. 18	FLORIDA STATE *							
F. 22	at Wake Forest *							
F. 25	NORTH CAROLINA *							
F. 28	at Georgia Tech *							
M. 4	at Virginia *							
M. 7-11	^ ACC Tournament							

Home games in **BOLDFACE CAPS**

* - indicates Atlantic Coast Conference game

[] - denotes Pitt/opponent AP ranking at time of game

+ Madison Square Garden - New York, N.Y.

& CONSOL Energy Center - Pittsburgh, Pa.

> Prudential Center - Newark, N.J.

^ Barclays Center - Brooklyn, N.Y.

All game times are Eastern Time Zone

• Overtimes

► 2016-17 ATTENDANCE FIGURES

Site	Games	Total	Average
Home	10	73,775	7,378
Away	3	58,737	19,579
Neutral	4	43,376	10,844
Totals	17	175,888	10,346

► PITT BY THE NUMBERS

Seasons of Men's Basketball	110th
Total Games	2,710
All-time record	1,595-1,115
All-time ACC record (regular season only)	29-29 (4th season)
NCAA Tournament Appearances	26 (last in 2016)
NIT Appearances	9 (last in 2015)
20+ Win Seasons	22 (last in 2016)
30+ Win Seasons	2 (last in 2004)
Overtime Games	103 (56-47)
Pitt 100-Point Games	43 (43-0)
Consecutive games holding opponents under .500 shooting	1
Consecutive games holding opponents under 100 points	4
Consecutive games scoring at least 70 points	1

Team Highs/Lows

		PITT	OPPONENT
Points 1st Half	High Low	58 vs. Marshall (12/28/16) 21 at Syracuse (1/7/17)	47 by Louisville (1/11/17) 22 by Penn State (12/10/16)
Points 2nd Half	High Low	54, 2x; last at Louisville (1/11/17) 25 vs. Duquesne (12/2/16)	68 by Marshall (12/28/16) 31 by Marquette (11/18/16)
Total Points	High Low	112 vs. Marshall (12/28/16) 55 vs. Duquesne (12/2/16)	106 by Marshall (12/28/16) 59 by Maryland (11/29/16)
FG Made	High Low	38 vs. Marshall (12/28/16) 20, 2x; last at Syracuse (1/7/17)	35 by Marshall (12/28/16) 21 by Maryland (11/29/16)
FG Attempted	High Low	73 vs. Marshall (12/28/16) 45 vs. Rice (12/17/16)	77 by Eastern Michigan (11/11/16) 54 by Syracuse (1/7/17)
FG Percentage	High Low	.644 [29-of-45] vs. Rice (12/17/16) .333 [20-of-60] vs. Duquesne (12/2/16)	.519 [28-of-54] by Syracuse (1/7/17) .344 [21-of-61] by Maryland (11/29/16)
3-Pt. FG Made	High Low	13, 2x; last vs. Virginia (1/4/17) 3 vs. Duquesne (12/2/16)	14 by Syracuse (1/7/17) 4 by Gardner-Webb (11/14/16)
3-Pt. FG Att.	High Low	33 vs. Eastern Michigan (11/11/16) 15 vs. Yale (11/24/16)	36 by Maryland (11/29/16) 14 by Louisville (1/11/17)
3-Pt. FG Pct.	High Low	.619 [13-of-21] vs. Virginia (1/4/17) .136 [3-of-22] vs. Duquesne (12/2/16)	.519 [14-of-27] by Syracuse (1/7/17) .238 [5-of-21] by Eastern Michigan (11/11/16)
FT Made	High Low	35 vs. Eastern Michigan (11/11/16) 11 vs. Notre Dame (12/31/16)	26 by Marshall (12/28/16) 2 by Virginia (1/4/17)
FT Attempted	High Low	45 vs. Eastern Michigan (11/11/16) 14 vs. Notre Dame (12/31/16)	34 by Louisville (1/11/17) 5 by Virginia (1/4/17)
FT Percentage	High Low	.870 [20-of-23] at Syracuse (1/7/16) .552 [16-of-29] at Louisville (1/11/17)	.875 [7-of-8] by Syracuse (1/7/17) .400 [2-of-5] by Virginia (1/4/17)
Off. Rebounds	High Low	17 at Syracuse (1/7/17) 4 vs. Rice (12/17/16)	15, 2x; last by Morehead State (11/25/16) 6 by Virginia (1/4/17)
Def. Rebounds	High Low	36 vs. Gardner-Webb (11/14/16) 20 at Syracuse (1/7/17)	32 by Duquesne (12/2/16) 13 by Rice (12/17/16)
Total Rebounds	High Low	50 vs. Gardner-Webb (11/14/16) 30, 2x; last at Louisville (1/11/17)	45, 2x; last by Louisville (1/11/17) 22 by Rice (12/17/16)
Assists	High Low	29 vs. Gardner-Webb (11/14/16) 7 vs. Maryland (11/29/16)	19 by Marshall (12/28/16) 11 by Morehead State (11/25/16)
Blocked Shots	High Low	8 vs. Yale (11/22/16) 1 vs. Morehead State (11/24/16)	9 by Syracuse (1/7/17) 0 by Morehead State (11/25/16)
Steals	High Low	6, 2x; last vs. Marquette (11/18/16) 0 vs. Virginia (1/4/17)	10 by Omaha (12/21/16) 2, 4x; last by Virginia (1/4/17)
Turnovers	High Low	19 vs. Gardner-Webb (11/14/16) 5 vs. Yale (11/22/16)	18 by Louisville (1/11/17) 6 by Virginia (1/4/17)
Personal Fouls	High Low	25 at Louisville (1/11/17) 9 vs. Yale (11/22/16)	30 by Eastern Michigan (11/11/16) 14 by Notre Dame (12/31/16)

Individual Game Highs

	PITT	OPPONENT
Points	43 by Jamel Artis at Louisville (1/11/17)	27 by Ray Lee, Eastern Michigan (11/11/16)
FG Made	15 by Jamel Artis at Louisville (1/11/17)	11 by Nick Perkins, Buffalo (12/7/16)
FG Attempted	24 by Michael Young vs. Notre Dame (12/31/16)	22 by Ray Lee, Eastern Michigan (11/11/16)
3-Pt. FG Made	7 by Jamel Artis at Louisville (1/11/17)	6 by John Gillon, Syracuse (1/7/17)
3-Pt. FG Attempted	13 by Jamel Artis at Louisville (1/11/17)	12 by John Gillon, Syracuse (1/7/17)
FT Made	11 by Jamel Artis and Michael Young vs. Eastern Michigan (11/11/16)	11, 2x; last by Jon Elmore, Marshall (12/28/16)
FT Attempted	15, 2x; last by Jamel Artis vs. Marshall (12/28/16)	14 by Marcus Evans, Rice (12/17/16)
Rebounds	13, 2x; last by Sheldon Jeter vs. Notre Dame (12/31/16)	15 by Mike Watkins, Penn State (12/10/16)
Offensive Rebounds	7 by Sheldon Jeter at Syracuse (1/7/17)	7 by James Thompson, Eastern Michigan (11/11/16)
Defensive Rebounds	10, 2x; last by Michael Young at Louisville (1/11/17)	12 by Mike Watkins, Penn State (12/10/16)
Assists	8 by Justice Kithcart vs. Marshall (12/28/16)	11 by John Gillon, Syracuse (1/7/17)
Turnovers	8 by Jamel Artis vs. Penn State (12/10/16)	4, 3x; last by Deng Adel, Louisville (1/11/17)
Blocked Shots	5 by Sheldon Jeter vs. Penn State (12/10/16)	6 by Tyler Roberson, Syracuse (1/7/17)
Steals	3, 4x; last by Sheldon Jeter at Syracuse (1/7/17)	6 by Tra-Deon Hollins, Omaha (12/21/16)
Minutes	45 by Jamel Artis and Chris Jones vs. Eastern Michigan (11/11/16)	42, 2x; last by Matt Farrell, Notre Dame (12/31/16)

Pitt Player Season / Career Highs

2016-17		CAREER	2016-17		CAREER
0 - Crisshawn Clark					
Pts	-	-	Pts	13 vs. Marquette (11/18/16)	23 vs. Wake Forest (2/16/16)
Rebs	-	-	Rebs	6 vs. Maryland (11/29/16)	8 vs. Duke (2/28/16)
Asts	-	-	Asts	6 vs. Eastern Michigan (11/11/16)	6, 2x; last vs. Eastern Michigan (11/11/16)
Blks	-	-	Blks	2, 2x; last vs. Duquesne (12/2/16)	3, vs. St. Bonaventure (12/13/14)
Stls	-	-	Stls	2, 4x; last at Louisville (1/11/17)	2, 1x; last at Louisville (1/11/17)
Mins	-	-	Mins	45 vs. Eastern Michigan (11/11/16)	same
1 - Jamel Artis					
Pts	43 at Louisville (1/11/17)	same	Pts	21 vs. Marshall (12/28/16)	23 vs. Virginia Tech (1/31/16)
Rebs	9, 2x; last vs. Notre Dame (12/31/16)	11, at Syracuse (2/20/16)	Rebs	13, 2x; last vs. Notre Dame (12/31/16)	same
Asts	6 vs. Gardner-Webb (11/14/16)	8, vs. Syracuse (12/30/15)	Asts	4 vs. Gardner-Webb (11/14/16)	same
Blks	1, 5x; last at Syracuse (1/7/17)	4, vs. St. Bonaventure (12/23/14)	Blks	5 vs. Penn State (12/10/16)	same
Stls	2, 3x; last vs. Maryland (11/29/16)	3, 2x; last vs. Syracuse (2/7/15)	Stls	3, 3x; last at Syracuse (1/7/17)	3, 6x; last at Syracuse (1/7/17)
Mins	45 vs. Eastern Michigan (11/11/16)	45, vs. Eastern Michigan (11/11/16)	Mins	39, 2x; last vs. Notre Dame (12/31/16)	same
2 - Michael Young					
Pts	30, 2x; last vs. Marshall (12/28/16)	same	Pts	18 vs. Gardner-Webb (11/14/16)	24 vs. Syracuse (3/9/16)
Rebs	11, 2x; last at Louisville (1/11/17)	17, vs. St. Bonaventure (12/13/14)	Rebs	8, 3x; last vs. Virginia (1/4/17)	same
Asts	7 vs. Notre Dame (12/31/16)	9, vs. Boston College (1/16/16)	Asts	5 vs. Buffalo (12/7/16)	same
Blks	4 vs. Yale (11/22/16)	same	Blks	2 vs. SMU (11/17/16)	2, 2x; last vs. SMU (11/17/16)
Stls	2 vs. Notre Dame (12/31/16)	2, 6x; last vs. Notre Dame (12/31/16)	Stls	1, 6x; last vs. Marshall (12/28/16)	2, 2x; last vs. NC State (1/19/16)
Mins	43 vs. Eastern Michigan (11/11/16)	43 vs. Eastern Michigan (11/11/16)	Mins	41, 2x; last vs. Virginia (1/4/17)	same
3 - Damon Wilson					
Pts	5 vs. Gardner-Webb (11/14/16)	20 vs. Central Arkansas (12/6/15)	Pts	4 vs. Marshall (12/28/16)	-
Rebs	4 vs. Gardner-Webb (11/14/16)	6 vs. Saint Joseph's College (11/17/15)	Rebs	5 vs. Marshall (12/28/16)	same
Asts	2, 2x; last vs. Omaha (12/21/16)	7 vs. Maryland Eastern Shore (1/2/16)	Asts	-	-
Blks	-	1 vs. Central Arkansas (12/6/15)	Blks	1 vs. Gardner-Webb (11/14/16)	same
Stls	1 at Louisville (1/11/17)	2 vs. Boston College (1/16/16)	Stls	-	-
Mins	16 vs. Gardner-Webb (11/14/16)	21 vs. Boston College (1/16/16)	Mins	6 vs. Omaha (12/21/16)	same
4 - Ryan Luther					
Pts	20 vs. Rice (12/17/16)	same	Pts	-	-
Rebs	8 vs. Duquesne (12/2/16)	11 vs. Detroit (11/20/15)	Rebs	-	-
Asts	4 vs. Rice (12/17/16)	same	Asts	-	-
Blks	3 vs. Marquette (11/18/16)	3, 2x; last vs. Marquette (11/18/15)	Blks	-	-
Stls	1, 4x; last at Syracuse (1/7/17)	2, 2x; last vs. Syracuse (3/9/16)	Stls	-	-
Mins	31 vs. Rice (12/17/16)	same	Mins	3 vs. Omaha (12/21/16)	same
5 - Justice Kithcart					
Pts	6 vs. Marshall (12/28/16)	same	Pts	10 vs. Gardner-Webb (11/14/16)	same
Rebs	3 vs. Notre Dame (12/31/16)	same	Rebs	2 at Syracuse (1/7/17)	same
Asts	8 vs. Marshall (12/28/16)	same	Asts	2, 2x; last vs. Marshall (12/28/16)	2, 3x; last vs. Marshall (12/28/16)
Blks	1, 2x; last vs. Marshall (12/28/16)	same	Blks	-	-
Stls	1, 6x; last vs. Marshall (12/28/16)	same	Stls	-	-
Mins	34 vs. Marshall (12/28/16)	same	Mins	17 vs. Gardner-Webb (11/14/16)	same
11 - Corey Manigault					
Pts	2, 3x; last vs. Penn State (12/10/16)	same			
Rebs	2, 2x; last vs. Morehead State (11/25/16)	same			
Asts	1, 2x; last vs. Buffalo (12/7/16)	-			
Blks	1 vs. Gardner-Webb (11/14/16)	same			
Stls	-	-			
Mins	11 vs. Gardner-Webb (11/14/16)	same			
12 - Chris Jones					
21 - Sheldon Jeter					
23 - Cameron Johnson					
25 - Rozelle Nix					
35 - Zach Smith					
55 - Jonathan Milligan					

The Last Time It Happened ...

► TEAM

Pitt Was Ranked (AP Poll)

No. 1	Feb. 23, 2009
Top 5 (2-5)	No. 4 on March 14, 2011
Top 10 (6-10)	No. 6 on Dec. 27, 2010
Top 25 (11-25)	No. 20 on Jan. 11, 2016

Pitt Played a Ranked Opponent (AP Poll)

No. 1	vs. Syracuse on Feb. 12, 2014
Top 5	vs. No. 2 Virginia on Feb. 16, 2015
Top 10	vs. No. 7 North Carolina on March 10, 2016
Top 25	at No. 14 Louisville on Jan. 11, 2017

Pitt Defeated a Ranked Opponent (AP Poll)

No. 1	vs. Connecticut (70-60) on March 7, 2009
Top 5	vs. No. 3 Syracuse (74-66) on Jan. 17, 2011
Top 10	vs. No. 8 Notre Dame (76-72) on Jan. 31, 2015
Top 25	vs. No. 11 Virginia (88-76) on Jan. 4, 2017

Pitt Lost To a Ranked Opponent (AP Poll)

No. 1	vs. Syracuse (58-56) on Feb. 12, 2014
Top 5	vs. No. 2 Virginia (61-49) on Feb. 16, 2015
Top 10	vs. No. 7 North Carolina (88-71) on March 10, 2016
Top 25	vs. No. 14 Louisville (85-80) on Jan. 11, 2017

Pitt Faced No. 1 (AP Poll)

Home	vs. Syracuse (L, 58-56) on Feb. 12, 2014
Road	at Syracuse (L, 71-63) on Jan. 16, 2012
Neutral	vs. Florida (L, 61-45) on March 22, 2014

100 Points by a Team

By Pitt	112, vs. Marshall (12/28/16)
By Opponent	106, Marshall (12/28/16)

40+ Point Win

By Pitt	53 [100-43], vs. Central Arkansas (12/6/15)
By Opponent	41 [120-79], at LSU (1/31/69)

30-39 Point Win

By Pitt	34 [92-58], vs. Maryland Eastern Shore (1/2/16)
By Opponent	33 [85-52], vs. Miami [Fla.] (2/23/99)

20-29 Point Win

By Pitt	23 [84-61], vs. Boston College (1/16/16)
By Opponent	21 [85-64], at North Carolina (2/14/16)

Overtime Game

Pitt Win	88-76, vs. Virginia (1/4/17)
Pitt Loss	78-77, vs. Notre Dame (12/31/16)

Double Overtime Game

Pitt Win	93-90, vs. Eastern Michigan (11/11/16)
Pitt Loss	95-89, vs. Oklahoma State (12/21/06)

Triple Overtime Game

Pitt Win	98-95, vs. West Virginia (2/12/10)
Pitt Loss	74-73, at George Washington (1/10/76)

Won The Game In The Final Seconds

By Pitt	Ashton Gibbs three-point field goal at the buzzer gave Pitt a 73-71 win over Providence March 4, 2010
By Opponent	Steve Vasturia three-point field goal with 2.5 seconds remaining gave Notre Dame a 78-77 win Dec. 31, 2016.

Five or More Players in Double-Digit Scoring

By Pitt	6, vs. Buffalo (12/7/16)
By Opponent	5, Virginia (1/4/17)

Made 40-49 Field Goals

By Pitt	41, vs. Maryland-Eastern Shore (12/18/10)
By Opponent	41, UCLA (2/2/91)

Made Fewer Than 20 Field Goals

By Pitt	18 vs. Wisconsin (3/18/16)
By Opponent	17 by Wisconsin (3/18/16)

Had 70-79 Field Goal Attempts

By Pitt	72, vs. Notre Dame (12/31/18)
By Opponent	73, Marshall (12/28/16)

Had 80-89 Field Goal Attempts

By Pitt	83, vs. Wake Forest (2/16/16)
By Opponent	89, Villanova (3/4/98)

Had 90-99 Field Goal Attempts

By Pitt	92, vs. Houston Baptist (11/9/07)
By Opponent	95, West Virginia (1/18/67)

Had Fewer Than 35 Field Goal Attempts

By Pitt	35, vs. Cincinnati (12/17/13)
By Opponent	34, Notre Dame (3/11/10)

Shot Over 60 Percent From The Field

By Pitt	.644 [29-of-45], vs. Rice (12/17/15)
By Opponent	.652 [30-of-46], Louisville (1/25/15)

Shot Over 70 Percent From The Field

By Pitt	.717 [33-of-46], at DePaul (3/9/13)
By Opponent	.700 [42-of-60], Syracuse (2/4/89)

Shot Less Than 30 Percent From The Field

By Pitt	.286 [14-of-49], at Louisville (1/14/16)
By Opponent	.295 [18-of-61], Cornell (11/25/15)

Made 10+ Three-Point Field Goals

By Pitt	12, at Louisville (1/11/17)
By Opponent	14, Syracuse (1/7/17)

Made 15+ Three-Point Field Goals

By Pitt	16, vs. Notre Dame (1/29/97)
By Opponent	17, Lafayette (1/2/08)

Made 0 Three-Point Field Goals

By Pitt	at Georgia Tech (3/5/16)
By Opponent	Louisville (2/11/15)

Had 30+ Three-Point Field Goal Attempts

By Pitt	32, at Louisville (1/11/17)
By Opponent	30, Marshall (12/28/16)

Shot Over 60 Percent From The 3-Point Line

By Pitt	.619 [13-of-21], vs. Virginia (1/4/17)
By Opponent	.632 [12-of-19], Syracuse (3/14/13)

Shot Over 70 Percent From The 3-Point Line

By Pitt	.727 [8-of-11], vs. Connecticut (3/10/11)
By Opponent	.700 [7-of-10], Georgetown (1/20/10)

Shot Over 80 Percent From The 3-Point Line

By Pitt	.833 [5-of-6], vs. Providence (2/11/90)
By Opponent	-

Shot Less Than 20 Percent From 3-Point Line

By Pitt	.136 [3-of-22] vs. Duquesne (12/2/16)
By Opponent	.091 [1-of-11], Louisville (1/14/16)

Made 30-39 Free Throws

By Pitt	35, vs. Eastern Michigan (11/11/16)
By Opponent	33, Wichita State (3/21/13)

Made 40+ Free Throws

By Pitt	42, vs. Oklahoma (1/15/89)
By Opponent	42, St. John's (3/9/95)

Made 5 Or Fewer Free Throws

By Pitt	5, at North Carolina (2/14/16)
By Opponent	2, Virginia (1/4/17)

Had 40-49 Free Throw Attempts

By Pitt	45, vs. Eastern Michigan (11/11/16)
By Opponent	41, Wichita State (3/21/13)

Had 50+ Free Throw Attempts

By Pitt	50, vs. Seton Hall (2/8/97)
By Opponent	-

Shot Over 90 Percent From The Foul Line

By Pitt	1.000 [10-of-10], at Miami (2/9/16)
By Opponent	.938 [15-of-16], Duke (2/28/16)

Shot 100 Percent From The Foul Line

By Pitt	10-of-10, at Miami (2/9/16)
By Opponent	12-of-12, Oklahoma State (3/22/09)

Had 50-59 Rebounds

By Pitt	50, vs. Gardner-Webb (11/14/16)
By Opponent	51, Rutgers (1/11/12)

Had 60+ Rebounds

By Pitt	60, vs. VMI (12/6/11)
By Opponent	74, West Virginia (2/12/64)

Five Players Fouled Out

By Pitt	vs. Villanova (2/7/86)
By Opponent	Seton Hall (2/9/85)

Had 20-29 Assists

By Pitt	22, vs. Marshall (12/28/16)
By Opponent	24, Wake Forest (2/16/16)

Had 30+ Assists

By Pitt	30, vs. Virginia Tech (1/31/16)
By Opponent	31, UCLA (2/2/91)

Had 10+ Blocked Shots

By Pitt	11, vs. Saint Joseph's College (11/17/15)
By Opponent	10, San Diego State (11/25/14)

Had 15+ Steals

By Pitt	16, vs. Duquesne (12/3/08)
By Opponent	16, Boston College (3/10/01)

Had 20+ Turnovers

By Pitt	20, vs. Syracuse (2/2/13)
By Opponent	20, Virginia Tech (1/31/16)

Had 30+ Turnovers

By Pitt	30, at Navy (11/26/99)
By Opponent	31, Carnegie Mellon (12/16/96)

Committed 10 Or Fewer Turnovers

By Pitt	9, vs. Notre Dame (12/31/16)
By Opponent	10, Syracuse (1/7/17)

The Last Time It Happened ...

► INDIVIDUAL

30-39 Points by a Player

By Pitt 30, Jamel Artis vs. Marshall (12/28/16)
30, Michael Young vs. Marshall (12/28/16)
By Opp. 31, Anthony Barber, NC State (1/19/16)

40+ Points by a Player

By Pitt 43, Jamel Artis at Louisville (1/11/17)
By Opp. 41, T.J. Warren, NC State (3/3/14)

Two Players Scored 30 or More Points

By Pitt Jamel Artis (30) and Michael Young (30)
vs. Marshall (12/28/16)
By Opp. n/a

Two Players Scored 20 or More Points

By Pitt Jamel Artis (25) and Michael Young (25)
vs. Notre Dame (12/31/16)
By Opp. Andrew White (21) and John Gillon (20),
Syracuse (1/7/17)

Three Players Scored 20 or More Points

By Pitt Jamel Artis (30), Michael Young (30)
and Sheldon Jeter (21) vs. Marshall (12/28/16)
By Opp. CJ Burks (25), Stevie Browning (22) and
Ryan Taylor (22), Marshall (12/28/16)

10+ Field Goals Made by a Player

By Pitt 15, Jamel Artis at Louisville (1/11/17)
By Opp. 10, Bonzi Colson, Notre Dame (12/31/16)

15+ Field Goals Made by a Player

By Pitt 15, Jamel Artis at Louisville (1/11/17)
By Opp. 16, T.J. Warren, NC State (3/3/14)

20-29 Field Goal Attempts by a Player

By Pitt 22, Jamel Artis at Louisville (1/11/17)
By Opp. 20, Bonzi Colson, Notre Dame (12/31/16)

Player Shot 1.000 With 5+ Field Goal Attempts

By Pitt 8-of-8, Ryan Luther vs. Rice (12/17/16)
By Opp. 7-of-7, Malik Beasley, Florida State (1/23/16)

Player Shot .800 With 10+ Field Goal Attempts

By Pitt 8-of-10 [.800], Jamel Artis vs. Kent State (11/28/15)
By Opp. 13-fo-14 [.933] Stephen Thompson, Syracuse (2/4/89)

Player Shot .900 With 10+ Field Goal Attempts

By Pitt 9-of-10 [.900], Talib Zanna at Clemson (1/21/14)
By Opp. 13-fo-14 [.933] Stephen Thompson, Syracuse (2/4/89)

5+ 3pt Field Goals Made by a Player

By Pitt 7, Jamel Artis at Louisville (1/11/17)
By Opp. 6, John Gillon, Syracuse (1/7/17)

10+ 3pt Field Goal Attempts by a Player

By Pitt 13, Jamel Artis at Louisville (1/11/17)
By Opp. 12, John Gillon, Syracuse (1/7/17)

Player Shot .800 With 5+ 3pt Field Goal Attempts

By Pitt .857 [6-of-7], Jamel Artis vs. Virginia (1/4/17)
By Opp. 1.000 [5-of-5], Seth Allen, Virginia Tech (1/31/16)

10+ Free Throws Made by a Player

By Pitt 10, Michael Young vs. Marshall (12/28/16)
By Opp. 11, Jon Elmore, Marshall (12/28/16)

15+ Free Throws Made by a Player

By Pitt 15, Chevon Troutman at Syracuse (2/14/05)
By Opp. 16, Michael Sweetney, Georgetown (1/19/02)

10+ Free Throws Attempted by a Player

By Pitt 11, Michael Young at Louisville (1/11/17)
By Opp. 12, Jon Elmore, Marshall (12/28/16)

15+ Free Throws Attempted by a Player

By Pitt 15, Jamel Artis vs. Marshall (12/28/16)
By Opp. 20, Ovie Soko, Duquesne (11/30/13)

Player Shot 1.000 With 10+ Free Throw Attempts

By Pitt 12-of-12, Tray Woodall vs. Villanova (2/5/12)
By Opp. 14-of-14, Anthony Barber, NC State (1/19/16)

10+ Rebounds by a Player

By Pitt 11, Michael Young at Louisville (1/11/17)
By Opp. 10, Tyler Roberson, Syracuse (1/7/17)

15+ Rebounds by a Player

By Pitt 17, Michael Young vs. St. Bonaventure (12/13/14)
By Opp. 15, Mike Watkins, Penn State (12/10/16)

20+ Rebounds by a Player

By Pitt 21, Derek Randall vs. Chaminade (11/24/14)
By Opp. 21, Mike Davis, Maryland (2/15/77)

Two Players with 10 or More Rebounds

By Pitt Michael Young (13) and Jamel Artis (11)
at Syracuse (2/20/16)
By Opp. Nick Jacobs (12) and Charles Mitchell (11)
Georgia Tech (3/5/16)

5+ Offensive Rebounds by a Player

By Pitt 7, Sheldon Jeter at Syracuse (1/7/17)
By Opp. 5, Tyler Roberson, Syracuse (1/7/17)

10+ Defensive Rebounds by a Player

By Pitt 10, Michael Young at Louisville (1/11/17)
By Opp. 12, Mike Watkins, Penn State (12/10/16)

10+ Assists by a Player

By Pitt 11, James Robinson vs. Virginia Tech (1/31/16)
By Opp. 11, John Gillon, Syracuse (1/7/17)

5+ Blocked Shots by a Player

By Pitt 5, Sheldon Jeter vs. Penn State (12/10/16)
By Opp. 6, Tyler Roberson (1/7/17)

5+ Steals by a Player

By Pitt 5, Lamar Patterson vs. Duquesne (11/30/14)
By Opp. 6, Tra-Deon Hollins, Omaha (12/21/16)

Double-Double by a Player*

By Pitt 17/11, Michael Young at Louisville (1/11/17)
By Opp. 20/11 assists, John Gillon, Syracuse (1/7/17)

20 - 20 Games (Points - Rebounds)

By Pitt 20/20, DeJuan Blair at Connecticut (2/16/09)
By Opp. 42/20, Bruce King, Iowa (12/30/76)

Triple-Double by a Player^

By Pitt 23/12/11, Ricardo Greer vs. Villanova (3/4/98)
By Opp. 14/10/11, Mike Griffin, Syracuse (2/27/01)

*Double-doubles are points and rebounds unless otherwise indicated

^Triple-doubles are points, rebounds, and assists

Pitt Miscellaneous Statistics

Games as Leading Scorer

Michael Young	12
Jamel Artis	7
Cameron Johnson	2

Games as Leading Rebounder

Sheldon Jeter	9
Michael Young	8
Ryan Luther	2
Cameron Johnson	1

Games Leading in Assists

Michael Young	7
Jamel Artis	5
Chris Jones	3
Cameron Johnson	3
Ryan Luther	1
Justice Kithcart	1
Sheldon Jeter	1

Double-Figure Scoring Games

Michael Young	17
Jamel Artis	16
Cameron Johnson	12
Sheldon Jeter	6
Chris Jones	4
Ryan Luther	3
Jonathan Milligan	1

20+ Point Games

Jamel Artis	11
Michael Young	10
Ryan Luther	1
Sheldon Jeter	1

30+ Point Games

Jamel Artis	3
Michael Young	2

40+ Point Games

Jamel Artis	1
-------------	---

10+ Rebound Games

Sheldon Jeter	6
Michael Young	4

Double-Doubles

Michael Young	4
Sheldon Jeter	3

Dunks

Opponent	24
Pitt	26

Sheldon Jeter

Sheldon Jeter	8
Ryan Luther	7
Michael Young	6
Cameron Johnson	4
Chris Jones	1

Technical Fouls

Opponent	2
Pitt	2

Bench

Bench	1
Jamel Artis	1

Charges Drawn

Opponent	17
Pitt	12

Cameron Johnson

Cameron Johnson	3
Ryan Luther	3
Jonathan Milligan	2
Chris Jones	2
Sheldon Jeter	1
Justice Kithcart	1

Four-Point Plays

Opponent	1
Pitt	0

Three-Point Plays

Opponent	18
Pitt	27

Michael Young

Michael Young	11
Jamel Artis	6
Chris Jones	4
Cameron Johnson	3
Ryan Luther	2
Sheldon Jeter	1
Damon Wilson	1

Jump Balls Controlled

Opponent	11
Pitt	10

Sheldon Jeter

Sheldon Jeter	10
---------------	----

Pitt's First Substitution

Ryan Luther	14
Justice Kithcart	3
Michael Young	1
Chris Jones	1
Rozelle Nix	1

Largest Halftime Lead

21 [45-24], vs. Maryland (11/29/16)

Largest Halftime Deficit

21 [42-21] at Syracuse (1/7/17)

21 [47-26] at Louisville (1/11/17)

Largest Halftime Deficit Overcome to Win

11 [44-33] vs. Marquette (11/18/16)

Largest Deficit Overcome to Win

15 [48-33; 18:50; 2nd half] vs. Marquette (11/18/16)

Largest Pitt Lead

29 [78-49], vs. Marshall (12/28/16)

Largest Pitt Deficit

28 [36-8] at Syracuse (1/7/17)

Largest Pitt Win

19 [99-80], vs. Gardner-Webb (11/14/16)

Largest Pitt Defeat

11 at Syracuse (1/7/17)

Most Consecutive Points Scored

15 vs. SMU (11/17/16)

15 vs. Buffalo (12/7/16)

15 vs. Omaha (12/21/16)

Most Consecutive Points Allowed

22 at Syracuse (1/7/17)

Longest Winning Streak

5, Dec. 7 - Dec. 28

Longest Losing Streak

2, Jan. 7 - Jan. 11

Largest Home Crowd

10,131, vs. Notre Dame (12/31/16)

Largest Road Crowd

21,558,, at Louisville (1/11/17)

Largest Neutral Crowd

16,165, vs. Penn State at Prudential Center (12/10/16)

► PITT'S 2016-17 RECORD WHEN ...

Plays at home	9-1
Plays on the road	1-2
Plays at neutral site	2-2
Record vs. the ACC (regular season)	1-3
Record against non-conference	11-2
Wins the game before	8-4
Loses the game before	3-1
Leads at half	11-3
Trails at half	1-2
Tied at half	-
Plays an overtime game	1-1
Shoots 50% or better	6-0
Shoots less than 50%	6-5
Opp. shoots 50% or less	12-4
Shoots better than opp.	11-0
Shoots worse than opp.	1-5
Has more FTs made than opp.	11-4
Has equal FTs made	-
Has less FTs made than opp.	1-1
Outrebounds opp.	11-3
Is outrebounded	1-2
Has equal rebounds	-
Has more TOs than opp.	6-3
Has equal or less TOs than opp.	6-2
Scores more/equal bench pts.	4-1
Scores less bench pts.	8-4
Plays a ranked opp. (AP)	1-2
Makes 5+ 3-Pt. shots	11-4
No Pitt player fouls out	9-2
1+ Pitt player fouls out	3-3
Has 20+ assists	4-0
Wears white uniforms	10-2
Wears gold uniforms	1-0
Wears blue uniforms	1-3
Wears black uniforms	-
Plays in tournaments	3-1
Plays on television	4-4
Plays in November	6-1
Plays in December	5-2
Plays in January	1-2
Plays in February	-
Plays in March	-
Plays during the day	1-2
Plays at night	11-3
Plays on Sunday	-
Plays on Monday	1-0
Plays on Tuesday	2-0
Plays on Wednesday	4-1
Plays on Thursday	0-1
Plays on Friday	3-1
Plays on Saturday	2-2
Margin is 5 pts. or less	4-2
Margin is 10 pts. or less	7-4
Margin is between 11-20	5-1
Margin is more than 20	-
Has a 20-pt. scorer	10-4
Has a 30-pt. scorer	3-1
Has a 40-pt. scorer	0-1
Scores 59 points or less	0-1
Scores 60+ points	12-4
Scores 70+ points	12-2
Scores 80+ points	8-1
Scores 90+ points	4-0
Scores 100+ points	1-0

► BY STARTING LINEUP

J. Artis, C. Jones, C. Johnson, S. Jeter, M. Young	10-3
J. Artis, C. Jones, C. Johnson, S. Jeter, R. Luther	1-0
J. Kithcart, J. Artis, C. Johnson, S. Jeter, M. Young	1-1
D. Wilson, C. Jones, C. Johnson, S. Jeter, M. Young	0-1

Pitt Basketball in the Polls

The Pitt basketball program has held a prominent spot in the national basketball scene for the past 16 seasons. The final national rankings are just one area to measure the Panthers success in that span. Pitt has finished in the Associated Press top 25 in eight of the past 16 seasons, including three times concluded the year ranked in the top 10 in the nation.

- Pitt has been ranked in the top 25 of the AP Poll at some point in 14 of the past 16 seasons.
- Pitt concluded the 2008-09 and 2010-11 season ranked No. 4 in the AP Poll.
- Pitt claimed its first No. 1 ranking in the AP Poll during the 2008-09 season.
- The Panthers have been ranked in the AP top 25 a total of 260 weeks.
- Pitt has been ranked in the top 10 of the AP Poll 117 times.
- The Panthers spent the entire 2008-09 season ranked in the top 10 of the AP Poll including 17 weeks in the top 5 and three weeks ranked No. 1 overall.

AP POLL RECORDS

► ALL-TIME RECORD - RANKED

Rk	W-L	Pct.
1	3-2	.600
2	11-6	.647
3	24-4	.857
4	36-7	.837
5	25-2	.926
6	17-4	.810
7	17-6	.739
8	8-5	.615
9	13-9	.591
10	15-3	.833
11	14-5	.737
12	11-4	.733
13	18-6	.750
14	11-2	.846
15	14-4	.778
16	11-7	.611
17	26-8	.765
18	12-9	.571
19	4-2	.667
20	14-6	.700
21	3-2	.600
22	17-11	.607
23	6-1	.857
24	8-3	.727
25	4-3	.571
Total	342-121	.739

► ALL-TIME RECORD - VS. RANKED

Rk	W-L	Pct.
1	2-16	.111
2	3-9	.250
3	5-15	.250
4	5-9	.357
5	8-8	.500
6	3-11	.214
7	2-4	.333
8	4-9	.308
9	8-10	.444
10	3-12	.200
11	5-19	.208
12	8-13	.381
13	7-6	.538
14	2-15	.118
15	8-9	.471
16	2-8	.200
17	4-10	.286
18	2-14	.143
19	6-10	.375
20	9-7	.563
21	0-8	.000
22	1-2	.333
23	4-3	.571
24	2-6	.250
25	6-5	.545
Total	109-238	.314

► PITT IN THE AP POLL

Total Polls Ranked	260
Top 10 Rankings	117
Longest Consecutive Polls Ranked	60
Current Streak	0

Years Ranked

Total Years	23
Consecutive Years	13
Current Streak	1

Final Poll

Total Polls	12
Top 10	5
High Rank	4

No. 1 Ranking

Total Rankings	3
Most No. 1 Weeks in Succession	2

Weeks Ranked By Ranking

First Ranked: Dec. 16, 1958 (No. 18)
Last Ranked: Jan. 11, 2016 (No. 20)

Rank	Weeks
No. 1	3
No. 2	11
No. 3	16
No. 4	21
No. 5	15
No. 6	12
No. 7	12
No. 8	7
No. 9	13
No. 10	10
No. 11	10
No. 12	9
No. 13	10
No. 14	8
No. 15	10
No. 16	13
No. 17	18
No. 18	11
No. 19	3
No. 20	12
No. 21	3
No. 22	14
No. 23	6
No. 24	8
No. 25	4

► PITT IN THE 2016-17 RANKINGS

Date	AP	Coaches
Preseason	nr	nr
Nov. 14	nr	rv
Nov. 21	nr	nr
Nov. 28	nr	nr
Dec. 5	nr	nr
Dec. 12	rv	nr
Dec. 19	nr	nr
Dec. 26	nr	nr
Jan. 2	nr	nr
Jan. 9	nr	nr

2016-17 Box Scores

Official Basketball Box Score -- Game Totals -- Final Statistics
Eastern Michigan vs Pitt
 11/11/16 7:00 PM at Petersen Events Center (Pittsburgh, Pa.)

Eastern Michigan 90 • (0-1)

#	Player	Total			3-Ptr			Rebounds			PF	TP	A	TO	Blk	Stl	Min
		FG	FGA	FT	FTA	Off	Def	Tot	Off	Def							
01	Tim Bond	f	7-9	1-1	6-8	0	2	2	5	21	1	3	2	2	26		
35	Nick Madray	f	0-2	0-2	2-2	0	2	2	3	2	0	0	0	0	23		
02	James Thompson	c	4-9	0-0	0-0	7	6	13	5	8	1	3	1	0	33		
00	Ray Lee	g	9-22	2-9	7-7	1	1	2	1	27	3	3	0	2	42		
32	Ty Toney	g	4-14	0-4	4-5	0	3	3	4	12	6	1	0	1	37		
10	Willie Mangum	g	4-12	1-4	0-0	1	3	4	3	9	1	1	0	1	20		
15	Jordan Nobles	g	1-2	1-1	0-0	1	2	3	2	3	0	0	0	0	25		
23	L Wofford-Humphrey	g	1-2	0-0	0-0	1	2	3	2	2	0	0	0	0	17		
40	Baylee Steele	g	3-5	0-0	0-1	1	4	5	5	6	0	0	2	2	27		
	Team					3	5	8									
	Totals		33-77	5-21	19-23	15	30	45	30	90	12	11	5	8	250		

FG % 1st Half: 14-35 40.0% 2nd half: 13-25 52.0% OT: 6-17 35.3% Game: 33-77 42.9% Deadball Rebounds 3
 3FG % 1st Half: 3-10 30.0% 2nd half: 1-4 25.0% OT: 1-7 14.3% Game: 5-21 23.8%
 FT % 1st Half: 0-0 0.0% 2nd half: 14-18 77.8% OT: 5-5 100.0% Game: 19-23 82.6%

Pitt 93 • (1-0)

#	Player	Total			3-Ptr			Rebounds			PF	TP	A	TO	Blk	Stl	Min
		FG	FGA	FT	FTA	Off	Def	Tot	Off	Def							
02	Michael Young	f	7-10	1-2	11-15	3	7	10	0	26	5	7	1	0	43		
21	Sheldon Jeter	f	2-8	1-4	7-7	2	7	9	3	12	0	2	0	0	39		
23	Cameron Johnson	f	4-9	1-6	0-0	1	1	2	5	9	0	1	0	0	23		
01	Jamel Artis	g	6-16	4-12	11-12	2	7	9	4	27	3	1	0	0	45		
12	Chris Jones	g	3-9	0-3	4-7	1	2	3	2	10	6	0	0	0	45		
03	Damon Wilson	g	0-0	0-0	0-0	0	2	2	0	0	0	0	0	0	2		
04	Ryan Luther	g	1-5	0-1	2-2	1	0	1	1	4	0	0	0	0	18		
05	Justice Kithcart	g	1-3	1-3	0-2	0	2	2	4	3	2	0	1	0	27		
55	Jonathan Milligan	g	1-3	0-2	0-0	0	0	0	3	2	1	1	0	0	8		
	Team					1	2	3									
	Totals		25-63	8-33	35-45	11	30	41	22	93	17	12	3	3	250		

FG % 1st Half: 13-32 40.6% 2nd half: 9-20 45.0% OT: 3-11 27.3% Game: 25-63 39.7% Deadball Rebounds 7
 3FG % 1st Half: 4-17 23.5% 2nd half: 4-8 50.0% OT: 0-8 0.0% Game: 8-33 24.2%
 FT % 1st Half: 10-11 90.9% 2nd half: 10-17 58.8% OT: 15-17 88.2% Game: 35-45 77.8%

Officials: Tim Kelly (R), A.J. Desai, Jeff Pon
 Technical fouls: Eastern Michigan-None. Pitt-None.
 Attendance: 6411
 2K Classic benefiting WOUNDED WARRIOR PROJECT - PITTSBURGH REGIONAL - GAME 1

Score by periods	1st	2nd	OT	OT2	Total	In	Off	2nd	Fast	Bench
Eastern Michigan	31	41	11	7	90	48	20	8	18	20
Pitt	40	32	11	10	93	20	14	9	8	9

Official Basketball Box Score -- Game Totals -- Final Statistics
Gardner-Webb vs Pitt
 11/14/16 7:00 PM at Petersen Events Center (Pittsburgh, Pa.)

Gardner-Webb 80 • (0-2)

#	Player	Total			3-Ptr			Rebounds			PF	TP	A	TO	Blk	Stl	Min
		FG	FGA	FT	FTA	Off	Def	Tot	Off	Def							
20	Tyrell Nelson	f	4-8	0-0	2-2	2	0	2	2	4	10	1	1	1	0	29	
31	L'Hassane Niangane	f	0-2	0-0	0-0	1	1	2	1	0	0	0	0	0	11		
00	Jamaal Robateau	g	1-4	1-2	0-0	0	5	5	2	3	3	1	0	2	19		
03	Laquincy Rideau	g	6-18	0-2	11-13	2	6	8	2	23	6	4	0	4	34		
05	Liam O'Reilly	g	6-11	1-4	1-1	1	4	5	2	14	0	2	0	2	32		
01	Justin Jenkins	g	0-1	0-1	0-0	0	0	0	0	0	0	0	0	0	2		
02	Eric Jamison	g	0-1	0-1	0-1	0	0	0	3	0	1	0	0	11			
04	Christian Turner	g	0-3	0-1	0-0	0	0	0	3	0	1	1	0	6			
11	David Efanayi	g	9-16	2-3	0-1	1	1	2	1	20	0	0	0	0	23		
24	Patrick Zeck	g	1-1	0-0	0-0	1	2	3	4	2	0	0	0	0	15		
25	Dj Laster	g	4-8	0-1	0-0	1	0	1	0	8	1	0	0	0	18		
	Team					0	2	2									
	Totals		31-73	4-15	14-18	9	21	30	22	80	13	9	1	8	200		

FG % 1st Half: 12-32 37.5% 2nd half: 19-41 46.3% Game: 31-73 42.5% Deadball Rebounds 1
 3FG % 1st Half: 1-4 25.0% 2nd half: 3-11 27.3% Game: 4-15 26.7%
 FT % 1st Half: 7-10 70.0% 2nd half: 7-8 87.5% Game: 14-18 77.8%

Pitt 99 • (2-0)

#	Player	Total			3-Ptr			Rebounds			PF	TP	A	TO	Blk	Stl	Min
		FG	FGA	FT	FTA	Off	Def	Tot	Off	Def							
04	Ryan Luther	f	3-5	0-1	2-3	1	5	6	0	8	3	3	0	1	20		
21	Sheldon Jeter	f	4-9	2-3	4-6	5	8	13	2	14	4	1	1	3	27		
23	Cameron Johnson	f	7-8	4-4	0-0	1	3	4	1	18	4	1	1	1	25		
01	Jamel Artis	g	5-8	1-3	0-0	1	2	3	2	11	6	4	0	1	21		
12	Chris Jones	g	3-6	2-3	0-2	2	2	4	2	8	5	2	1	0	23		
02	Michael Young	g	6-10	2-3	4-4	3	4	7	3	18	1	0	0	0	15		
03	Damon Wilson	g	2-3	0-1	1-1	0	4	4	2	5	1	2	0	0	16		
05	Justice Kithcart	g	1-6	0-2	1-5	0	1	1	2	3	3	2	0	0	17		
11	Corey Manigault	g	1-2	0-0	0-0	0	2	2	3	2	0	0	1	0	11		
25	Rozelle Nix	g	0-1	0-0	0-0	1	3	4	1	0	0	0	1	0	4		
35	Zach Smith	g	0-0	0-0	0-0	0	0	0	0	0	0	1	0	0	2		
50	Ryan Seelye	g	1-1	0-0	0-0	0	0	0	0	2	0	0	0	0	2		
55	Jonathan Milligan	g	2-6	2-6	4-4	0	1	1	1	10	2	2	0	0	17		
	Team					0	1	1									
	Totals		35-65	13-26	16-25	14	36	50	19	99	29	19	5	6	200		

FG % 1st Half: 20-35 57.1% 2nd half: 15-30 50.0% Game: 35-65 53.8% Deadball Rebounds 4
 3FG % 1st Half: 9-16 56.3% 2nd half: 4-10 40.0% Game: 13-26 50.0%
 FT % 1st Half: 3-3 100.0% 2nd half: 13-22 59.1% Game: 16-25 64.0%

Officials: Mike Eades (R), Tim Comer, Earl Walton
 Technical fouls: Gardner-Webb-None. Pitt-None.
 Attendance: 4614
 2K CLASSIC benefiting WOUNDED WARRIOR PROJECT - PITTSBURGH REGIONAL - GAME 2

Score by periods	1st	2nd	Total	In	Off	2nd	Fast	Bench
Gardner-Webb	32	48	80	52	17	10	21	30
Pitt	52	47	99	32	12	14	10	40

Official Basketball Box Score -- Game Totals -- Final Statistics
Pitt vs SMU
 11/17/16 7pm at Madison Square Garden, New York, NY

Pitt 67 • 2-1

#	Player	Total			3-Ptr			Rebounds			PF	TP	A	TO	Blk	Stl	Min
		FG	FGA	FT	FTA	Off	Def	Tot	Off	Def							
02	Michael Young	f	6-12	0-2	10-12	0	6	8	2	22	3	4	0	0	37		
21	Sheldon Jeter	f	2-8	0-1	1-2	2	6	8	4	5	1	0	0	0	29		
01	Jamel Artis	g	7-13	2-5	4-7	2	2	4	2	20	2	4	0	0	39		
12	Chris Jones	g	0-5	0-3	0-0	0	0	0	1	0	2	0	0	0	25		
23	Cameron Johnson	g	3-7	3-5	0-0	0	1	1	2	9	1	2	0	0	38		
03	Damon Wilson	g	0-0	0-0	0-0	0	0	0	0	0	0	0	0	0	0+		
04	Ryan Luther	g	3-3	1-1	0-0	1	1	2	5	7	0	1	1	0	13		
05	Justice Kithcart	g	2-3	0-1	0-1	0	0	0	3	4	1	2	0	1	12		
55	Jonathan Milligan	g	0-1	0-1	0-0	1	0	1	1	0	0	0	0	0	7		
	Team					3	3	6									
	Totals		23-52	6-19	15-22	9	21	30	20	67	10	13	3	1	200		

FG % 1st Half: 11-26 42.3% 2nd half: 12-26 46.2% Game: 23-52 44.2% Deadball Rebounds 3
 3FG % 1st Half: 5-12 41.7% 2nd half: 1-7 14.3% Game: 6-19 31.6%
 FT % 1st Half: 6-7 85.7% 2nd half: 9-15 60.0% Game: 15-22 68.2%

SMU 76 • 3-0

#	Player	Total			3-Ptr			Rebounds			PF	TP	A	TO	Blk	Stl	Min
		FG	FGA	FT	FTA	Off	Def	Tot	Off	Def							
00	Ben Moore	g	4-7	0-0	4-4	1	2	3	4	12	2	1	1	0	29		
01	Shake Milton	g	5-10	2-5	2-2	0	2	2	2	14	5	0	0	2	28		
03	Sterling Brown	g	4-9	1-4	0-0	2	4	6	3	9	3	1	0	1	36		
05	Dashawn McDowell	g	2-2	1-1	0-1	0	1	1	1	5	0	0	0	0	11		
10	Jarrey Foster	g	3-5														

2016-17 Box Scores

Official Basketball Box Score -- Game Totals -- Final Statistics Yale vs Pitt

11/22/16 7:00 PM at Petersen Events Center (Pittsburgh, Pa.)

Yale 70 • (2-2)

#	Player	Total			3-Ptr			Rebounds			PF	TP	A	TO	Blk	Stl	Min
		FG-FGA	FG-FGA	FT-FTA	FG-FGA	FG-FGA	FT-FTA	Off	Def	Tot							
32	Blake Reynolds	f	5-10	4-6	0-0	4	2	6	2	14	2	0	0	0	0	31	
44	Sam Downey	f	8-15	0-0	1-2	2	2	4	3	17	0	1	0	1	37		
01	Anthony Dallier	g	2-6	2-4	0-0	1	2	3	5	6	5	1	2	0	31		
13	Trey Phills	g	1-6	0-2	0-0	0	5	5	3	2	2	1	0	0	20		
24	Miye Oni	g	4-12	3-9	2-2	0	11	11	2	13	1	3	2	0	27		
03	Alex Copeland	g	6-13	2-5	2-2	0	2	2	1	16	3	1	0	1	27		
10	Eric Anderson	g	1-3	0-0	0-0	0	2	2	0	2	0	0	0	0	16		
22	Austin Williams	g	0-2	0-1	0-0	0	0	0	3	0	3	0	0	0	11		
Team						3	0	3									
Totals			27-67	11-27	5-6	10	26	36	19	70	16	8	4	2	200		

FG % 1st Half: 12-30 40.0% 2nd half: 15-37 40.5% Game: 27-67 40.3%
 3FG % 1st Half: 5-12 41.7% 2nd half: 6-15 40.0% Game: 11-27 40.7%
 FT % 1st Half: 1-1 100.0% 2nd half: 4-5 80.0% Game: 5-6 83.3%

Pitt 75 • (4-1)

#	Player	Total			3-Ptr			Rebounds			PF	TP	A	TO	Blk	Stl	Min
		FG-FGA	FG-FGA	FT-FTA	FG-FGA	FG-FGA	FT-FTA	Off	Def	Tot							
02	Michael Young	f	9-15	0-1	6-6	4	6	10	1	24	3	1	4	0	35		
21	Sheldon Jeter	f	2-5	0-2	0-2	1	6	7	1	4	0	1	0	1	27		
01	Jamel Artis	g	7-15	0-3	6-7	1	5	6	3	20	4	0	0	2	30		
12	Chris Jones	g	2-8	0-1	1-2	0	4	4	1	5	2	0	2	0	37		
23	Cameron Johnson	g	4-7	4-5	3-4	0	4	4	3	15	1	1	0	0	27		
03	Damon Wilson	g	0-0	0-0	0-0	0	0	0	0	0	0	0	0	0	3		
04	Ryan Luther	g	1-4	0-1	2-2	0	2	2	0	4	1	1	2	0	17		
05	Justice Kithcart	g	0-2	0-1	0-0	0	0	0	0	2	0	0	0	0	15		
55	Jonathan Milligan	g	1-2	1-1	0-0	0	1	1	0	3	0	0	0	0	9		
Team						1	2	3									
Totals			26-58	5-15	18-23	7	30	37	9	75	13	5	8	3	200		

FG % 1st Half: 15-34 44.1% 2nd half: 11-24 45.8% Game: 26-58 44.8%
 3FG % 1st Half: 1-6 16.7% 2nd half: 4-9 44.4% Game: 5-15 33.3%
 FT % 1st Half: 1-1 100.0% 2nd half: 17-22 77.3% Game: 18-23 78.3%

Officials: Ron Groover (R), Jeff Pon, Ron Tyburski
 Technical fouls: Yale-None. Pitt-None.
 Attendance: 6719

Score by periods	1st	2nd	Total
Yale	30	40	70
Pitt	32	43	75

	In	Off	2nd	Fast	Bench
Points	Paint	T/O	Chance	Break	
YALE	28	5	10	7	18
UP	34	8	9	14	7

Last FG - YALE 2nd-00:23, UP 2nd-04:16.
 Largest lead - YALE by 7 1st-09:50, UP by 11 2nd-13:21.
 YALE led for 09:00. UP led for 29:54. Game was tied for 01:05.

Score tied - 2 times.
 Lead changed - 10 times.

Official Basketball Box Score -- Game Totals -- Final Statistics Morehead State vs Pitt

11/25/16 7:00 PM at Petersen Events Center (Pittsburgh, Pa.)

Morehead State 63 • (2-3)

#	Player	Total			3-Ptr			Rebounds			PF	TP	A	TO	Blk	Stl	Min
		FG-FGA	FG-FGA	FT-FTA	FG-FGA	FG-FGA	FT-FTA	Off	Def	Tot							
01	Treshaad Williams	f	0-1	0-0	0-0	2	1	3	2	0	0	1	0	0	10		
15	DeJuan Marrero	f	8-13	0-0	2-4	6	7	13	2	18	2	1	0	1	40		
05	Miguel Dicot	g	2-8	2-6	0-0	0	0	0	4	6	2	1	0	2	29		
11	Malik Maitland	g	5-11	4-9	2-2	2	2	4	3	16	2	3	0	1	37		
22	Xavier Moon	g	5-17	1-9	4-4	0	0	0	1	15	4	1	0	1	40-		
00	Ty'Quan Biting	g	1-2	0-0	1-2	0	1	1	3	3	0	1	0	0	11		
02	Jordan Walker	g	0-0	0-0	0-0	0	0	0	1	0	0	0	0	0	5		
13	Lamontray Harris	g	1-7	0-2	0-0	3	3	6	1	2	1	0	0	0	15		
25	Ronnye Beamon	g	0-0	0-0	1-2	1	1	2	2	1	0	0	0	0	10		
35	Soufiane Diakite	g	1-2	0-0	0-0	0	0	0	0	2	0	0	0	0	3		
Team						1	1	2									
Totals			23-61	7-26	10-14	15	16	31	19	63	11	8	0	5	200		

FG % 1st Half: 11-30 36.7% 2nd half: 12-31 38.7% Game: 23-61 37.7%
 3FG % 1st Half: 1-11 9.1% 2nd half: 6-15 40.0% Game: 7-26 26.9%
 FT % 1st Half: 3-4 75.0% 2nd half: 7-10 70.0% Game: 10-14 71.4%

Pitt 76 • (5-1)

#	Player	Total			3-Ptr			Rebounds			PF	TP	A	TO	Blk	Stl	Min
		FG-FGA	FG-FGA	FT-FTA	FG-FGA	FG-FGA	FT-FTA	Off	Def	Tot							
02	Michael Young	f	8-14	1-1	3-4	2	4	6	0	20	4	4	1	0	34		
21	Sheldon Jeter	f	0-5	0-0	0-0	3	5	8	3	0	2	1	0	0	21		
01	Jamel Artis	g	5-13	2-5	5-7	2	1	3	1	17	5	2	0	0	31		
12	Chris Jones	g	1-3	0-1	2-4	1	1	2	1	4	1	1	0	0	27		
23	Cameron Johnson	g	5-8	4-7	2-2	1	5	6	1	16	4	0	0	1	34		
03	Damon Wilson	g	0-0	0-0	0-0	0	0	0	0	0	1	1	0	0	5		
04	Ryan Luther	g	2-2	1-1	3-4	1	3	4	4	8	1	1	0	0	21		
05	Justice Kithcart	g	0-0	0-0	0-0	0	1	1	2	0	0	0	0	0	11		
11	Corey Manigault	g	1-1	0-0	0-0	1	1	2	0	2	1	0	0	0	3		
25	Rozelle Nix	g	0-0	0-0	0-0	0	0	0	1	0	0	1	0	0	1		
55	Jonathan Milligan	g	3-5	3-4	0-0	0	0	0	2	9	0	0	0	0	12		
Team						1	3	4									
Totals			25-51	11-19	15-21	12	24	36	15	76	19	11	1	1	200		

FG % 1st Half: 15-29 51.7% 2nd half: 10-22 45.5% Game: 25-51 49.0%
 3FG % 1st Half: 9-12 75.0% 2nd half: 2-7 28.6% Game: 11-19 57.9%
 FT % 1st Half: 3-3 100.0% 2nd half: 12-18 66.7% Game: 15-21 71.4%

Officials: Lee Cassell (R), Sean Hull Dwayne Gladden
 Technical fouls: Morehead State-None. Pitt-None.
 Attendance: 7025

Score by periods	1st	2nd	Total
Morehead State	26	37	63
Pitt	42	34	76

	In	Off	2nd	Fast	Bench
Points	Paint	T/O	Chance	Break	
MSU	26	16	7	10	8
UP	22	12	17	13	19

Last FG - MSU 2nd-00:10, UP 2nd-00:12.
 Largest lead - MSU None, UP by 18 1st-01:53.
 MSU led for 00:00. UP led for 39:26. Game was tied for 00:34.

Score tied - 0 times.
 Lead changed - 0 times.

Official Basketball Box Score -- Game Totals -- Final Statistics Pitt vs Maryland

01/29/16 7 p.m. at XFINITY Center - College Park, Md.

Pitt 73 • 6-1

#	Player	Total			3-Ptr			Rebounds			PF	TP	A	TO	Blk	Stl	Min
		FG-FGA	FG-FGA	FT-FTA	FG-FGA	FG-FGA	FT-FTA	Off	Def	Tot							
02	Michael Young	f	7-17	2-4	9-10	1	8	9	2	25	1	2	1	0	33		
12	Chris Jones	f	3-4	0-0	0-1	4	2	6	3	6	2	1	0	1	30		
21	Sheldon Jeter	f	1-3	0-1	0-2	0	6	6	4	2	0	2	0	1	23		
01	Jamel Artis	g	8-15	2-5	4-5	1	5	6	2	22	3	2	0	2	37		
23	Cameron Johnson	g	3-7	1-4	4-4	0	3	3	1	11	1	0	1	0	35		
03	Damon Wilson	g	0-0	0-0	0-0	0	0	0	0	0	0	0	0	0	2		
04	Ryan Luther	g	2-5	0-2	1-1	0	7	7	0	5	0	1	0	1	26		
05	Justice Kithcart	g	1-2	0-1	0-0	0	0	0	1	2	0	0	0	0	7		
55	Jonathan Milligan	g	0-1	0-1	0-0	0	0	0	2	0	0	0	0	0	7		
Team						0	1	1									
Totals			25-54	5-18	18-23	6	32	38	15	73	7	9	2	5	200		

FG % 1st Half: 18-27 66.7% 2nd half: 7-27 25.9% Game: 25-54 46.3%
 3FG % 1st Half: 5-10 50.0% 2nd half: 0-8 0.0% Game: 5-18 27.8%
 FT % 1st Half: 4-4 100.0% 2nd half: 14-19 73.7% Game: 18-23 78.3%

Maryland 59 • 7-1

#	Player	Total			3-Ptr			Rebounds			PF	TP	A	TO	Blk	Stl	Min
		FG-FGA	FG-FGA	FT-FTA	FG-FGA	FG-FGA	FT-FTA	Off	Def	Tot							
21	Justin Jackson	f	3-8	2-4	0-0	0	3	3	2	8	0	1	0	0	27		
35	Damonte Dodd	f	1-3	0-0	0-0	3	4	7	5	2	1	3	3	0	13		
00	Anthony Cowan	g	4-11	1-4	2-4	1	0	1	3	11	3	3	0	0	29		
02	Melo Trimble	g	4-13	2-8	3-4	2	4	6	4	13	5	3	0	2	35		
04	Kevin Huerter	g	2-9														

2016-17 Box Scores

Official Basketball Box Score -- Game Totals -- Final Statistics
Buffalo vs Pitt
 12/7/16 7:00 PM at Petersen Events Center (Pittsburgh, Pa.)

Buffalo 79 • (4-5)

#	Player	Total			3-Ptr			Rebounds			PF	TP	A	TO	Blk	Stl	Min
		FG-FGA	FG-FGA	FT-FTA	FG-FGA	FG-FGA	FT-FTA	Off	Def	Tot							
02	Willie Conner	f	2-8	1-5	1-2	0	0	0	1	6	1	1	0	0	0	35	
33	Nick Perkins	f	11-18	0-3	1-2	3	5	8	2	23	0	2	1	0	0	34	
34	Ikenna Smart	f	2-3	0-0	0-0	1	0	1	2	4	0	0	0	0	0	8	
00	Blake Hamilton	g	7-15	1-5	3-3	0	4	4	4	18	3	1	0	0	0	29	
03	Davonta Jordan	g	1-4	0-1	4-8	0	2	2	4	6	6	2	0	1	0	29	
04	David Kadiri	g	0-1	0-0	0-0	0	0	0	0	0	0	0	0	0	1		
05	Cj Massinburg	g	4-8	3-5	3-4	0	3	3	2	14	5	1	0	1	25		
22	Dontay Caruthers	g	1-1	0-0	0-0	0	0	0	1	2	3	1	0	1	13		
24	Quate McKinzie	g	2-3	0-1	2-2	2	4	6	3	6	0	0	1	0	20		
31	Raheem Johnson	g	0-0	0-0	0-0	0	3	3	0	0	0	1	0	0	6		
	Team					1	2	3									
Totals			30-61	5-20	14-21	7	23	30	22	79	18	8	3	3	200		

FG % 1st Half: 14-29 48.3% 2nd half: 16-32 50.0% Game: 30-61 49.2% Deadball Rebounds 4
 3FG % 1st Half: 2-12 16.7% 2nd half: 3-8 37.5% Game: 5-20 25.0%
 FT % 1st Half: 7-12 58.3% 2nd half: 7-9 77.8% Game: 14-21 66.7%

Pitt 84 • (7-2)

#	Player	Total			3-Ptr			Rebounds			PF	TP	A	TO	Blk	Stl	Min
		FG-FGA	FG-FGA	FT-FTA	FG-FGA	FG-FGA	FT-FTA	Off	Def	Tot							
02	Michael Young	f	6-10	1-2	4-6	0	7	7	3	17	1	0	0	0	0	23	
21	Sheldon Jeter	f	5-7	1-3	0-0	0	4	4	2	11	3	1	1	0	0	33	
01	Jamel Artis	g	7-14	1-3	1-3	1	4	5	1	16	3	5	0	1	0	34	
12	Chris Jones	g	4-7	0-2	4-6	1	0	1	4	12	4	3	0	1	0	32	
23	Cameron Johnson	g	6-10	3-6	2-2	0	4	4	3	17	5	0	0	1	0	36	
03	Damon Wilson	g	0-0	0-0	0-0	0	0	0	0	0	0	0	0	0	1		
04	Ryan Luther	g	2-4	1-1	6-8	3	4	7	1	11	0	1	1	1	19		
05	Justice Kithcart	g	0-1	0-1	0-0	0	1	1	2	0	2	0	0	0	12		
11	Corey Manigault	g	0-1	0-0	0-0	0	1	1	2	0	1	0	0	0	6		
55	Jonathan Milligan	g	0-1	0-0	0-0	0	0	0	0	1	0	0	0	0	4		
	Team					0	2	2									
Totals			30-55	7-18	17-25	5	27	32	18	84	20	10	2	4	200		

FG % 1st Half: 17-29 58.6% 2nd half: 13-26 50.0% Game: 30-55 54.5% Deadball Rebounds 5
 3FG % 1st Half: 5-11 45.5% 2nd half: 2-7 28.6% Game: 7-18 38.9%
 FT % 1st Half: 10-12 83.3% 2nd half: 7-13 53.8% Game: 17-25 68.0%

Officials: Tim Clougherty (R), Pat Driscoll, Tony Chiazza
 Technical fouls: Buffalo-None. Pitt-None.
 Attendance: 7007

Score by periods	1st	2nd	Total
Buffalo	37	42	79
Pitt	49	35	84

Points In Off 2nd Fast
 UB Paint T/O Chance Break Bench
 48 9 10 11 22
 UP 32 17 9 9 11

Score tied - 0 times.
 Lead changed - 0 times.

Official Basketball Box Score -- Game Totals -- Final Statistics
Rice vs Pitt
 12/17/16 7:01 PM at Petersen Events Center (Pittsburgh, Pa.)

Rice 73 • (8-3)

#	Player	Total			3-Ptr			Rebounds			PF	TP	A	TO	Blk	Stl	Min
		FG-FGA	FG-FGA	FT-FTA	FG-FGA	FG-FGA	FT-FTA	Off	Def	Tot							
04	Egor Koulechov	f	6-13	1-4	0-0	0	4	4	3	13	4	2	0	0	0	32	
11	Corey Douglas	f	1-1	0-0	0-1	2	2	4	2	1	1	1	1	1	14		
00	Connor Cashaw	g	2-8	1-5	0-0	0	0	0	0	5	2	1	0	1	26		
02	Marcus Evans	g	5-12	1-5	8-14	0	1	1	2	19	4	2	0	2	36		
22	Marcus Jackson	g	8-14	3-8	1-1	2	3	5	0	20	3	0	0	2	32		
03	Robert Martin	g	1-3	1-2	0-1	2	0	2	2	3	0	0	0	0	11		
05	Ako Adams	g	0-1	0-1	0-0	0	0	0	1	0	0	0	0	0	4		
12	M. Letcher-Ellis	g	2-2	1-1	2-2	1	2	3	4	7	0	1	1	1	17		
21	Chad Lott	g	1-2	0-0	2-4	2	0	2	2	4	1	0	0	1	22		
30	Austin Meyer	g	0-1	0-0	0-0	0	0	0	0	0	0	0	0	0	3		
54	Andrew Drone	g	0-0	0-0	0-0	0	1	1	0	0	0	0	0	0	3		
	Team					0	0	0									
Totals			26-57	8-26	13-23	9	13	22	18	73	15	7	2	8	200		

FG % 1st Half: 14-29 48.3% 2nd half: 12-28 42.9% Game: 26-57 45.6% Deadball Rebounds 4
 3FG % 1st Half: 3-13 23.1% 2nd half: 5-13 38.5% Game: 8-26 30.8%
 FT % 1st Half: 6-7 85.7% 2nd half: 7-16 43.8% Game: 13-23 56.5%

Pitt 83 • (9-2)

#	Player	Total			3-Ptr			Rebounds			PF	TP	A	TO	Blk	Stl	Min
		FG-FGA	FG-FGA	FT-FTA	FG-FGA	FG-FGA	FT-FTA	Off	Def	Tot							
02	Michael Young	f	4-8	0-1	4-4	1	3	4	3	12	4	5	1	1	0	25	
21	Sheldon Jeter	f	1-2	0-1	0-0	2	3	5	2	2	1	0	2	1	15		
01	Jamel Artis	g	10-14	4-7	7-9	0	5	5	3	31	3	2	0	1	0	39	
12	Chris Jones	g	0-0	0-0	3-4	0	3	3	4	3	1	5	1	0	24		
23	Cameron Johnson	g	4-8	2-5	0-0	0	5	5	3	10	3	1	0	0	38		
03	Damon Wilson	g	0-1	0-0	0-0	0	0	0	0	0	0	0	0	0	1		
04	Ryan Luther	g	8-8	2-2	2-2	1	6	7	4	20	4	3	0	0	31		
05	Justice Kithcart	g	1-2	0-0	0-0	0	2	2	2	2	1	2	0	0	12		
55	Jonathan Milligan	g	1-2	1-2	0-0	0	0	0	0	3	1	0	0	0	7		
	Team					0	1	1									
Totals			29-45	9-18	16-19	4	28	32	21	83	18	18	4	3	200		

FG % 1st Half: 15-27 55.6% 2nd half: 14-18 77.8% Game: 29-45 64.4% Deadball Rebounds 2
 3FG % 1st Half: 5-11 45.5% 2nd half: 4-7 57.1% Game: 9-18 50.0%
 FT % 1st Half: 6-6 100.0% 2nd half: 10-13 76.9% Game: 16-19 84.2%

Officials: Sean Hull (R), Greg Evans, Dwayne Gladden
 Technical fouls: Rice-None. Pitt-None.
 Attendance: 7017

Score by periods	1st	2nd	Total
Rice	37	36	73
Pitt	41	42	83

Points In Off 2nd Fast
 RICE Paint T/O Chance Break Bench
 26 20 7 15 14
 UP 28 5 5 8 25

Score tied - 6 times.
 Lead changed - 2 times.

Official Basketball Box Score -- Game Totals -- Final Statistics
Penn State vs Pitt
 12/10/16 2:30 p.m. at Newark, N.J. (Prudential Center)

Penn State 73 • 6-5

#	Player	Total			3-Ptr			Rebounds			PF	TP	A	TO	Blk	Stl	Min
		FG-FGA	FG-FGA	FT-FTA	FG-FGA	FG-FGA	FT-FTA	Off	Def	Tot							
11	Lamar Stevens	f	1-10	0-0	6-6	3	2	5	3	8	4	1	1	0	0	32	
23	Josh Reaves	f	4-8	0-2	0-0	2	4	6	4	8	3	2	0	3	28		
24	Mike Watkins	c	7-11	0-0	3-4	3	12	15	2	17	0	1	2	0	28		
10	Tony Carr	g	4-14	0-4	5-6	1	3	4	3	13	2	2	0	1	31		
33	Shep Garner	g	3-10	3-9	3-4	0	2	2	4	12	2	2	0	2	32		
00	Payton Banks	g	4-8	3-6	2-2	2	2	4	3	13	3	2	0	0	25		
01	Davis Zemgulis	g	0-0	0-0	0-0	0	0	0	1	0	0	0	0	0	2		
04	Nazeer Bostick	g	1-3	0-1	0-0	0	0	0	1	2	0	0	1	0	6		
05	Terrence Samuel	g	0-2	0-0	0-0	0	1	1	0	0	0	1	0	0	9		
44	Julian Moore	g	0-1	0-0	0-0	0	0	0	1	0	0	1	0	0	7		
	Team					3	1	4									
Totals			24-67	6-22	19-22	14	27	41	22	73	14	12	4	6	200		

FG % 1st Half: 7-27 25.9% 2nd half: 17-40 42.5% Game: 24-67 35.8% Deadball Rebounds 3
 3FG % 1st Half: 3-10 30.0% 2nd half: 3-12 25.0% Game: 6-22 27.3%
 FT % 1st Half: 5-6 83.3% 2nd half: 14-16 87.5% Game: 19-22 86.4%

Pitt 81 • 8-2

#	Player	Total			3-Ptr			Rebounds			PF	TP	A	TO	Blk	Stl	Min
		FG-FGA	FG-FGA	FT-FTA	FG-FGA	FG-FGA	FT-FTA	Off	Def	Tot							
02	Michael Young	f	8-17	2-4	11-14	1	8	9	2	29	2	1	0	0	0	32	
21	Sheldon Jeter	f	2-9	2-3	2-2	3	7	10	3	8	3	1	5	1	0	30	
01	Jamel Artis	g	5-12	3-5	3-4	1	7	8	2	16	5	8	1	0	34		
12	Chris Jones	g	4-7	0-0	1-2	0	1	1	4	9	0	1	0	2	36		
23	Cameron Johnson	g	4-10	2-7	0-1	1	3	4	5	10	3	0	0	1	33		
04	Ryan Luther	g	2-3	1-1	0-0</												

2016-17 Box Scores

Official Basketball Box Score -- Game Totals -- Final Statistics

Marshall vs Pitt

12/28/16 7:00 PM at Petersen Events Center (Pittsburgh, Pa.)

Marshall 106 • (7-6)

#	Player	FG-FGA	3-Ptr	FT-FTA	Rebounds			PF	TP	A	TO	Blk	Stl	Min
					Off	Def	Tot							
11	Ajdin Penava	2-3	0-1	0-0	0	4	4	5	4	1	0	0	1	17
25	Ryan Taylor	9-14	1-2	3-5	4	7	11	4	22	3	4	1	0	24
02	Stevie Browning	8-17	2-8	4-5	0	3	3	4	22	4	1	0	0	35
33	Jon Elmore	4-11	0-2	11-12	1	2	3	3	19	6	3	0	0	33
35	Austin Loop	2-7	2-7	2-2	2	0	2	3	8	0	0	0	1	28
00	Christian Thienenman	0-2	0-2	0-0	0	2	2	2	0	1	0	0	0	7
05	Ky're Allison	1-3	0-1	0-0	1	1	2	2	2	0	1	0	0	7
14	CJ Burks	7-10	5-7	6-6	0	4	4	3	25	4	2	0	0	32
21	Aleksa Nikolic	0-1	0-0	0-0	0	1	1	0	0	0	1	0	0	6
32	Phil Bledsoe	0-1	0-0	0-0	1	0	1	0	0	0	0	0	0	1
50	Milan Mijovic	2-2	0-0	0-0	0	1	1	1	4	0	0	0	0	10
	Team				1	4	5							
	Totals	35-71	10-30	26-30	10	29	39	27	106	19	12	1	2	200

FG % 1st Half: 14-36 38.9% 2nd half: 21-35 60.0% Game: 35-71 49.3%
 3FG % 1st Half: 6-18 33.3% 2nd half: 4-12 33.3% Game: 10-30 33.3%
 FT % 1st Half: 4-7 57.1% 2nd half: 22-23 95.7% Game: 26-30 86.7%

Pitt 112 • (11-2)

#	Player	FG-FGA	3-Ptr	FT-FTA	Rebounds			PF	TP	A	TO	Blk	Stl	Min
					Off	Def	Tot							
02	Michael Young	9-20	2-5	10-13	2	4	6	3	30	4	2	0	1	32
21	Sheldon Jeter	8-13	1-1	4-4	5	5	10	2	21	1	2	2	1	31
01	Jamel Artis	9-14	3-8	9-15	2	6	8	2	30	3	2	1	0	35
05	Justice Kithcart	3-4	0-0	0-1	0	1	1	4	6	8	1	1	1	34
23	Cameron Johnson	6-11	3-6	1-2	2	6	8	5	16	3	1	0	1	31
03	Damon Wilson	0-0	0-0	0-0	0	1	1	0	0	0	0	0	0	6
04	Ryan Luther	0-3	0-1	0-0	1	2	3	2	0	1	0	0	0	13
25	Rozelle Nix	1-3	0-0	2-2	2	3	5	3	4	0	1	0	0	5
55	Jonathan Milligan	2-5	1-3	0-0	0	0	0	2	5	2	1	0	0	13
	Team				0	1	1							
	Totals	38-73	10-24	26-37	14	29	43	24	112	22	10	4	4	200

FG % 1st Half: 22-42 52.4% 2nd half: 16-31 51.6% Game: 38-73 52.1%
 3FG % 1st Half: 9-17 52.9% 2nd half: 4-7 57.1% Game: 10-24 41.7%
 FT % 1st Half: 5-8 62.5% 2nd half: 21-29 72.4% Game: 26-37 70.3%

Officials: Ron Groover (R), Lee Cassell, Alfred Smith
 Technical fouls: Marshall-None. Pitt-None.
 Attendance: 8028

Score by periods	1st	2nd	OT	Total
Marshall	38	68		106
Pitt	58	54		112

Last FG - MARSHALL 2nd-00:10, UP 2nd-01:33.
 Largest lead - MARSHALL None, UP by 29 2nd-14:35.
 MARSHALL led for 00:00. UP led for 39:36. Game was tied for 00:24.

Score tied - 0 times.
 Lead changed - 0 times.

Official Basketball Box Score -- Game Totals -- Final Statistics

Notre Dame vs Pitt

12/31/16 2:00 PM at Petersen Events Center (Pittsburgh, Pa.)

Notre Dame 78 • (12-2, 1-0)

#	Player	FG-FGA	3-Ptr	FT-FTA	Rebounds			PF	TP	A	TO	Blk	Stl	Min
					Off	Def	Tot							
03	VJ Beachem	3-10	0-5	0-2	0	2	2	0	6	2	0	1	1	35
23	Martinas Geben	4-4	0-0	2-2	2	7	9	5	10	2	0	0	0	28
35	Bonzie Colson	10-20	0-1	1-1	6	8	14	2	21	3	2	1	1	40-
05	Matt Farrell	6-14	4-7	0-1	1	4	5	0	16	3	3	0	1	42
32	Steve Vasturia	4-12	3-8	4-4	1	1	2	4	15	5	3	0	2	36
00	Rex Pflueger	1-2	1-2	0-0	0	2	2	2	3	2	1	1	1	25
01	Austin Torres	0-0	0-0	0-0	0	0	0	0	0	0	0	0	0	1
02	TJ Gibbs	3-6	1-3	0-0	0	0	0	0	0	1	7	1	0	0
04	Matt Ryan	0-1	0-1	0-0	1	1	2	0	0	0	0	0	0	6
	Team				1	2	3							
	Totals	31-69	9-27	7-10	12	27	39	14	78	18	9	3	6	225

FG % 1st Half: 13-31 41.9% 2nd half: 14-29 48.3% OT: 4-9 44.4% Game: 31-69 44.9%
 3FG % 1st Half: 5-14 35.7% 2nd half: 2-9 22.2% OT: 2-4 50.0% Game: 9-27 33.3%
 FT % 1st Half: 3-4 75.0% 2nd half: 4-5 80.0% OT: 0-1 0.0% Game: 7-10 70.0%

Pitt 77 • (11-3, 0-1)

#	Player	FG-FGA	3-Ptr	FT-FTA	Rebounds			PF	TP	A	TO	Blk	Stl	Min
					Off	Def	Tot							
02	Michael Young	10-24	4-9	1-1	1	6	7	1	25	7	1	0	2	40-
21	Sheldon Jeter	3-10	0-2	0-0	6	7	13	3	6	3	1	2	0	39
01	Jamel Artis	9-17	5-8	2-2	4	5	9	0	25	3	1	0	1	42
05	Justice Kithcart	0-2	0-1	0-0	0	3	3	1	0	2	0	0	0	22
23	Cameron Johnson	4-12	2-8	4-7	2	4	6	4	14	1	2	1	0	41
04	Ryan Luther	1-4	1-2	0-0	1	1	2	3	3	0	3	0	0	12
12	Chris Jones	0-3	0-1	4-4	0	2	2	1	4	2	0	0	2	26
25	Rozelle Nix	0-0	0-0	0-0	0	0	0	0	0	0	0	0	0	1
55	Jonathan Milligan	0-0	0-0	0-0	0	0	0	0	0	0	1	0	0	2
	Team				2	1	3							
	Totals	27-72	12-31	11-14	16	29	45	13	77	18	9	3	5	225

FG % 1st Half: 13-34 38.2% 2nd half: 11-33 33.3% OT: 3-5 60.0% Game: 27-72 37.5%
 3FG % 1st Half: 7-19 36.8% 2nd half: 4-10 40.0% OT: 1-2 50.0% Game: 12-31 38.7%
 FT % 1st Half: 3-3 100.0 2nd half: 6-9 66.7% OT: 2-2 100.0 Game: 11-14 78.6%

Officials: James Luckie (R), Bert Smith, Tim Comer
 Technical fouls: Notre Dame-None. Pitt-None.
 Attendance: 10131

Score by periods	1st	2nd	OT	Total
Notre Dame	34	34	10	78
Pitt	36	32	9	77

Last FG - ND OT-00:02, UP OT-00:41.
 Largest lead - ND by 8 2nd-07:43, UP by 11 1st-11:13.
 ND led for 07:26. UP led for 31:51. Game was tied for 05:19.

Score tied - 6 times.
 Lead changed - 7 times.

Official Basketball Box Score -- Game Totals -- Final Statistics

Virginia vs Pitt

1/14/17 9:00 PM at Petersen Events Center (Pittsburgh, Pa.)

Virginia 76 • (11-3, 1-2 ACC)

#	Player	FG-FGA	3-Ptr	FT-FTA	Rebounds			PF	TP	A	TO	Blk	Stl	Min
					Off	Def	Tot							
21	Isaiah Wilkins	4-6	0-0	0-0	3	4	7	3	8	1	1	1	0	31
33	Jack Salt	0-0	0-0	0-0	0	0	0	1	0	0	0	0	0	2
00	Devon Hall	6-13	2-6	1-1	2	7	9	3	15	1	0	1	1	39
05	Kyle Guy	1-7	0-2	0-0	0	0	0	0	2	3	2	0	0	23
32	London Perrantes	6-9	3-5	1-1	0	2	2	3	16	3	0	0	0	38
04	Marial Shayok	6-13	2-4	0-1	1	3	4	4	14	2	2	0	0	30
11	Ty Jerome	0-0	0-0	0-0	0	0	0	0	0	0	0	0	0	2
25	Mamadi Diakite	0-2	0-1	0-0	0	0	0	4	0	2	0	1	0	11
31	Jarred Reuter	5-9	0-0	0-0	0	1	1	3	10	1	0	0	0	23
51	Darius Thompson	5-8	1-2	0-2	0	1	1	0	11	2	1	0	1	26
	Team				0	0	0							
	Totals	33-67	8-20	2-5	6	18	24	21	76	15	6	3	2	225

FG % 1st Half: 14-27 51.9% 2nd half: 16-30 53.3% OT: 3-10 30.0% Game: 33-67 49.3%
 3FG % 1st Half: 3-8 37.5% 2nd half: 5-8 62.5% OT: 0-4 0.0% Game: 8-20 40.0%
 FT % 1st Half: 1-1 100.0 2nd half: 1-2 50.0% OT: 0-2 0.0% Game: 2-5 40.0%

Pitt 88 • (12-3, 1-1 ACC)

#	Player	FG-FGA	3-Ptr	FT-FTA	Rebounds			PF	TP	A	TO	Blk	Stl	Min
					Off	Def	Tot							
02	Michael Young	8-18	0-3	3-7	1	5	6	3	19	5	4	0	0	41
21	Sheldon Jeter	5-7	3-5	3-4	3	5	8	2	16	3	0	0	0	41
01	Jamel Artis	6-12	6-7	6-12	1	6	7	1	24	4	3	1	0	30
12	Chris Jones	2-4	0-0	1-1	1	4	5	4	5	3	2	0	0	38
23	Cameron Johnson	4-6	4-5	4-4	1	7	8	3	16	1	1	1	0	41
04	Ryan Luther	4-6	0-1	0-0	2	2	4	2	8	0	3	1	0	20
05	Justice Kithcart	0-1	0-0	0-0	0	0	0	1	0	0	1	0	0	13
	Team				3	1	4							
	Totals	29-54	13-21	17-28	12	30	42	16	88	16	14	3	0	225

FG % 1st Half: 13-26 50.0% 2nd half: 13-23 56.5% OT: 3-5 60.0% Game: 29-54 53.7%
 3FG % 1st Half: 4-9 44.4% 2nd half: 6-9 66.7% OT: 3-3 100.

2016-17 Box Scores

Official Basketball Box Score -- Game Totals -- Final Statistics

Pitt vs Louisville

1/11/17 7:05PM at KFC Yum! Center, Louisville, KY

Pitt 80 • 12-5,1-3

#	Player	Total			3-Ptr			Rebounds			PF	TP	A	TO	Blk	Stl	Min
		FG-FGA	FG-FGA	FT-FTA	FG-FGA	FG-FGA	FT-FTA	Off	Def	Tot							
02	Michael Young	f	5-14	3-8	4-11	1	10	11	2	17	3	2	2	1	35		
21	Sheldon Jeter	f	2-5	2-4	1-2	1	2	3	5	7	3	2	0	0	17		
01	Jamel Artis	g	15-22	7-13	6-8	1	2	3	3	43	2	2	0	0	37		
12	Chris Jones	g	2-6	0-1	0-0	0	2	2	1	4	2	2	0	2	36		
23	Cameron Johnson	g	1-10	0-6	0-0	0	1	1	4	2	1	1	0	0	31		
03	Damon Wilson		0-0	0-0	1-2	1	0	1	3	1	0	1	0	1	10		
04	Ryan Luther		1-1	0-0	4-6	3	3	6	4	6	1	4	0	0	27		
05	Justice Kithcart		0-0	0-0	0-0	0	0	0	2	0	0	0	0	0	5		
11	Corey Manigault		0-0	0-0	0-0	0	1	1	0	0	0	0	0	0	2		
55	Jonathan Milligan		0-0	0-0	0-0	0	0	0	0	0	0	0	0	0	0+		
	Team					2	0	2	1		1						
	Totals		26-58	12-32	16-29	9	21	30	25	80	12	15	2	4	200		

FG % 1st Half: 8-24 33.3% 2nd half: 18-34 52.9% Game: 26-58 44.8% Deadball Rebounds 5.1
 3FG % 1st Half: 4-13 30.8% 2nd half: 8-19 42.1% Game: 12-32 37.5%
 FT % 1st Half: 6-12 50.0% 2nd half: 10-17 58.8% Game: 16-29 55.2%

Louisville 85 • 14-3,2-2

#	Player	Total			3-Ptr			Rebounds			PF	TP	A	TO	Blk	Stl	Min
		FG-FGA	FG-FGA	FT-FTA	FG-FGA	FG-FGA	FT-FTA	Off	Def	Tot							
00	VJ King		1-3	0-0	0-0	1	1	2	0	2	0	1	0	0	9		
01	Tony Hicks		1-1	0-0	0-0	0	1	1	1	2	0	3	0	0	6		
04	Quentin Snider		7-11	3-4	5-6	2	1	3	1	22	5	2	0	2	33		
10	Jaylen Johnson		2-6	0-0	0-0	1	3	4	4	4	1	0	0	1	15		
11	Jay Henderson		0-0	0-0	0-0	0	0	0	0	0	0	0	0	0	0+		
12	Mangok Mathiang		2-4	0-0	1-1	1	2	3	4	5	0	1	3	0	18		
13	Ray Spalding		4-5	0-0	3-6	4	4	8	3	11	1	3	1	0	29		
14	Anas Mahmoud		1-6	0-0	2-6	1	4	5	5	4	0	2	2	2	15		
22	Deng Adel		5-8	0-2	5-7	0	6	6	1	15	1	4	0	0	32		
23	David Levitch		1-1	1-1	2-2	0	1	1	0	5	1	0	0	0	10		
30	Ryan McMahon		0-1	0-0	0-0	0	0	0	0	0	0	0	0	0	1		
45	Donovan Mitchell		4-13	2-7	5-6	2	6	8	4	15	3	2	0	3	32		
	Team					2	2	4									
	Totals		28-59	6-14	23-34	14	31	45	23	85	12	18	6	8	200		

FG % 1st Half: 16-32 50.0% 2nd half: 12-27 44.4% Game: 28-59 47.5% Deadball Rebounds 6
 3FG % 1st Half: 5-7 71.4% 2nd half: 1-7 14.3% Game: 6-14 42.9%
 FT % 1st Half: 10-11 90.9% 2nd half: 13-23 56.5% Game: 23-34 67.6%

Officials: Roger Ayers, Michael Roberts, Michael Stephens

Technical fouls: Pitt-TEAM, Louisville-None.

Attendance: 21558

Score by periods	1st	2nd	Total
Pitt	26	54	80
Louisville	47	38	85

Points	In Paint	Off T/O	2nd Chance	Fast Break	Bench
UP	22	22	10	2	7
LOU	34	15	17	9	85

Last FG - UP 2nd-00:01, LOU 2nd-01:11.
 Largest lead - UP by 3 1st-18:10, LOU by 26 2nd-17:52.
 UP led for 04:46. LOU led for 34:18. Game was tied for 00:56.

Score tied - 1 time.
 Lead changed - 2 times.

2016-17 Pitt Men's Basketball
Pitt Combined Team Statistics (as of Jan 12, 2017)
Conference games

RECORD:	OVERALL	HOME	AWAY	NEUTRAL
ALL GAMES	1-3	1-1	0-2	0-0
CONFERENCE	1-3	1-1	0-2	0-0
NON-CONFERENCE	0-0	0-0	0-0	0-0

##	Player	gp-gs	min	avg	Total		3-Point		F-Throw		Rebounds				pf	dq	a	to	blk	stl	pts	avg
					fg-fga	fg%	3fg-fga	3fg%	ft-fta	ft%	off	def	tot	avg								
01	Jamel Artis	4-4	159	39.8	36-65	.554	22-37	.595	21-31	.677	7	17	24	6.0	6	0	10	10	2	1	115	28.8
02	Michael Young	4-4	149	37.2	29-71	.408	8-22	.364	12-23	.522	7	24	31	7.8	9	0	15	7	2	4	78	19.5
21	Sheldon Jeter	4-4	117	29.3	13-32	.406	5-11	.455	10-13	.769	17	18	35	8.8	12	1	11	6	5	3	41	10.3
23	Cameron Johnson	4-4	148	37.0	11-38	.289	7-26	.269	10-13	.769	5	16	21	5.3	13	0	7	5	2	0	39	9.8
12	Chris Jones	4-3	135	33.8	7-18	.389	0-2	.000	6-6	1.000	1	10	11	2.8	8	0	9	4	0	4	20	5.0
04	Ryan Luther	4-0	75	18.8	6-12	.500	1-3	.333	4-6	.667	6	7	13	3.3	10	0	3	11	1	1	17	4.3
03	Damon Wilson	2-0	13	6.5	0-0	.000	0-0	.000	1-2	.500	1	0	1	0.5	5	0	0	1	0	1	1	0.5
11	Corey Manigault	1-0	2	2.0	0-0	.000	0-0	.000	0-0	.000	0	1	1	1.0	0	0	0	0	0	0	0	0.0
25	Rozelle Nix	1-0	1	1.0	0-0	.000	0-0	.000	0-0	.000	0	0	0	0.0	0	0	0	0	0	0	0	0.0
05	Justice Kithcart	4-1	42	10.5	0-3	.000	0-1	.000	0-0	.000	0	3	3	0.8	4	0	2	2	0	0	0	0.0
55	Jonathan Milligan	3-0	9	3.0	0-2	.000	0-1	.000	0-0	.000	1	1	2	0.7	0	0	0	2	0	0	0	0.0
Team											9	3	12		1		2					
Total.....		4	850		102-241	.423	43-103	.417	64-94	.681	54	100	154	38.5	68	1	57	50	12	14	311	77.8
Opponents.....		4	850		120-249	.482	37-88	.420	39-57	.684	39	98	137	34.2	73	2	62	43	21	23	316	79.0

TEAM STATISTICS

	UP	OPP
SCORING	311	316
Points per game	77.8	79.0
Scoring margin	-1.2	-
FIELD GOALS-ATT	102-241	120-249
Field goal pct	.423	.482
3 POINT FG-ATT	43-103	37-88
3-point FG pct	.417	.420
3-pt FG made per game	10.8	9.3
FREE THROWS-ATT	64-94	39-57
Free throw pct	.681	.684
F-Throws made per game	16.0	9.8
REBOUNDS	154	137
Rebounds per game	38.5	34.2
Rebounding margin	+4.3	-
ASSISTS	57	62
Assists per game	14.3	15.5
TURNOVERS	50	43
Turnovers per game	12.5	10.8
Turnover margin	-1.7	-
Assist/turnover ratio	1.1	1.4
STEALS	14	23
Steals per game	3.5	5.8
BLOCKS	12	21
Blocks per game	3.0	5.3
ATTENDANCE	19945	41592
Home games-Avg/Game	2-9972	2-20796
Neutral site-Avg/Game	-	0-0

Date	Opponent		Score	Att.
* 12/31/16	NOTRE DAME	Lot	77-78	10131
* 1/4/17	VIRGINIA	Wot	88-76	9814
* 1/7/17	at Syracuse	L	66-77	20034
* 1/11/17	at Louisville	L	80-85	21558

* = Conference game

Score by Periods

	1st	2nd	OT	Totals
Pitt	118	166	27	311
Opponents	155	145	16	316

2016-17 Pitt Men's Basketball
Pitt Combined Team Statistics (as of Jan 12, 2017)
All games

RECORD:	OVERALL	HOME	AWAY	NEUTRAL
ALL GAMES	12-5	9-1	1-2	2-2
CONFERENCE	1-3	1-1	0-2	0-0
NON-CONFERENCE	11-2	8-0	1-0	2-2

##	Player	gp-gs	min	avg	Total		3-Point		F-Throw		Rebounds				pf	dq	a	to	blk	stl	pts	avg				
					fg-fga	fg%	3fg-fga	3fg%	ft-fa	ft%	off	def	tot	avg												
01	Jamel Artis	16-16	565	35.3	119-226	.527	49-105	.467	78-110	.709	22	69	91	5.7	31	0	52	42	5	10	365	22.8				
02	Michael Young	17-16	558	32.8	127-260	.488	24-57	.421	96-124	.774	27	105	132	7.8	32	0	54	40	15	8	374	22.0				
23	Cameron Johnson	17-17	557	32.8	66-150	.440	37-95	.389	31-39	.795	18	63	81	4.8	51	3	40	16	7	6	200	11.8				
21	Sheldon Jeter	17-17	457	26.9	43-112	.384	14-37	.378	35-47	.745	44	86	130	7.6	48	1	29	25	18	15	135	7.9				
04	Ryan Luther	17-1	348	20.5	40-71	.563	8-19	.421	24-32	.750	22	50	72	4.2	40	2	13	27	12	4	112	6.6				
12	Chris Jones	16-15	507	31.7	38-84	.452	2-18	.111	27-41	.659	11	34	45	2.8	38	0	40	21	6	10	105	6.6				
55	Jonathan Milligan	15-0	114	7.6	11-34	.324	9-27	.333	4-4	1.000	2	3	5	0.3	11	0	9	7	0	0	35	2.3				
05	Justice Kithcart	17-2	256	15.1	11-32	.344	1-13	.077	5-18	.278	2	13	15	0.9	28	0	27	12	2	6	28	1.6				
25	Rozelle Nix	6-0	18	3.0	2-6	.333	0-0	.000	3-4	.750	3	11	14	2.3	7	0	0	2	1	0	7	1.2				
50	Ryan Seelye	2-0	4	2.0	1-1	1.000	0-0	.000	0-0	.000	0	0	0	0.0	0	0	0	0	0	0	2	1.0				
11	Corey Manigault	8-0	32	4.0	3-7	.429	0-0	.000	1-2	.500	1	6	7	0.9	7	0	2	0	1	0	7	0.9				
03	Damon Wilson	14-1	79	5.6	4-10	.400	0-3	.000	3-5	.600	1	8	9	0.6	12	0	7	6	0	1	11	0.8				
35	Zach Smith	2-0	5	2.5	0-1	.000	0-1	.000	0-0	.000	0	0	0	0.0	0	0	0	1	0	0	0	0.0				
Team											21	33	54				1	7								
Total.....		17	3500	465-994		.468	144-375	.384	307-426	.721	174	481	655	38.5	306	6	273	206	67	60	1381	81.2				
Opponents.....		17	3500	477-1090		.438	131-399	.328	214-297	.721	176	409	585	34.4	350	11	243	168	61	93	1299	76.4				

TEAM STATISTICS	UP	OPP	Date	Opponent	Score	Att.
SCORING	1381	1299	11/11/16	EASTERN MICHIGAN	Wo2 93-90	6411
Points per game	81.2	76.4	11/14/16	GARDNER-WEBB	w 99-80	4614
Scoring margin	+4.8	-	11/17/16	vs SMU	L 67-76	8126
FIELD GOALS-ATT	465-994	477-1090	11/18/16	vs Marquette	w 78-75	8088
Field goal pct	.468	.438	11/22/16	YALE	w 75-70	6719
3 POINT FG-ATT	144-375	131-399	11/25/16	MOREHEAD STATE	w 76-63	7025
3-point FG pct	.384	.328	01/29/16	at Maryland	w 73-59	17144
3-pt FG made per game	8.5	7.7	12/2/16	vs Duquesne	L 55-64	10997
FREE THROWS-ATT	307-426	214-297	12/7/16	BUFFALO	w 84-79	7007
Free throw pct	.721	.721	12/10/16	vs Penn State	w 81-73	16165
F-Throws made per game	18.1	12.6	12/17/16	RICE	w 83-73	7017
REBOUNDS	655	585	12/21/16	OMAHA	w 94-75	7009
Rebounds per game	38.5	34.4	12/28/16	MARSHALL	w 112-106	8028
Rebounding margin	+4.1	-	* 12/31/16	NOTRE DAME	Lot 77-78	10131
ASSISTS	273	243	* 1/4/17	VIRGINIA	Wot 88-76	9814
Assists per game	16.1	14.3	* 1/7/17	at Syracuse	L 66-77	20034
TURNOVERS	206	168	* 1/11/17	at Louisville	L 80-85	21558
Turnovers per game	12.1	9.9	* = Conference game			
Turnover margin	-2.2	-				
Assist/turnover ratio	1.3	1.4				
STEALS	60	93				
Steals per game	3.5	5.5				
BLOCKS	67	61				
Blocks per game	3.9	3.6				
ATTENDANCE	73775	102112				
Home games-Avg/Game	10-7378	3-19579				
Neutral site-Avg/Game	-	4-10844				

Score by Periods	1st	2nd	OT	OT2	Totals
Pitt	661	672	38	10	1381
Opponents	569	696	27	7	1299