

Table of Contents

2007-08

Hurricane Quick Facts

University Name	University of Miami
Location	Coral Gables, Fla.
Founded	1925
Enrollment	15,011
Nickname	Hurricanes
School Colors	Orange (PMS 1665), Green (PMS 3435) and White
Arena	BankUnited Center
Capacity	7,000
Affiliation	NCAA Division I
Conference	Atlantic Coast (ACC)
President	Dr. Donna E. Shalala
Alma Mater (Year)	Western College for Women (1962)
Athletic Director	Paul Dee
Alma Mater (Year)	Florida (1970)
Athletic Department Phone	305-284-3822
Ticket Office Phone	800-468-8691

Basketball History

First Year of Basketball	1926
Overall Record	789-618 (.561)
NCAA Tournaments (Last)	5 (2002)
NIT Appearances (Last)	8 (2006)
Last Postseason (Round)	2006 NIT (Quarterfinals)
Result	L, 71-65 vs. Michigan

Coaching Staff

Head Coach	Frank Haith
Alma Mater (Year)	Elon (1988)
Record at UM (Years)	46-49 (3)
Career Record (Years)	46-49 (3)
Associate Head Coach	Jorge Fernandez
Assistant Coaches	Jake Morton, Michael Schwartz
Director of Basketball Operations	Darren Cohen
Assoc. Dir. of Basketball Operations	Toby Lane
Athletic Trainer	Wes Brown
Strength and Conditioning	Mac Calloway
Administrative Assistant	Karen Taylor
Basketball Office Phone	305-284-2680

Team Information

2006-07 Overall Record	12-20
ACC Record (Finish)	4-12 (12th)
Starters R/L	3/2
Letterwinners R/L	9/5
Newcomers	3

Media Information

Asst. AD for Communications	Mark Pray
Assistant SID (Basketball)	Margaret Belch
Email	mbelch@miami.edu
Phone	305-284-3241
Fax	305-284-2807
Website	hurricanesports.com
Press Row Phone	305-284-2111
Mailing Address	UM Sports Information Office 5821 San Amaro Dr. Coral Gables, FL 33143

The 2007-08 University of Miami Basketball Media Guide was published by the University of Miami Sports Information Office. Copyright © 2007.

Editor: Scott Moody • Design: Etta Schaller

Cover Design: Scott Moody

Contributors: Margaret Belch, Kashae Foster, Brandon Gross, Esther Lee, Meghan McKinsey, Sam Henderson, Greater Miami Chamber of Commerce, Connie Mack, Carol Reicar, Lisa Rubin, Rob Wilson, Pedro Vargas, Alexandra Zayas, Opponent SIDs, UM Alumni Relations.

Cover Photos: J.C. Ridley

Photography: J.C. Ridley, Joel Auerbach, NBAE Photos, Jorge Perez, Atlantic Conference, Ed Nuñez, Tomasso DeRosa, Bob Rosato, Gary Rothstein, Al Messerschmidt, Bob Rosato, Nat Butler, Tom DiPace, Rhona Wise, Raul Zarranz, Thomas Maguire, William Lai, Mitchell Layton, Norm Fisher, Patty Garavito, Todor Pandov, Miami Heat, Miami Dolphins, Florida Marlins, Florida Panthers, Milwaukee Bucks, Golden State Warriors, University Relations, Metro-Dade County Department of Tourism, Opponent SIDs, Getty/NBA Images

Printing: Premier Printing

Roster	2
Schedule	3
Season Outlook	4-5
Preseason Notes	6-7
President Shalala	8
Paul Dee	9
Compliance	10-11
Athletic Administration	12

Coaching Staff

Frank Haith, Head Coach	14-16
Jorge Fernandez, Associate Head Coach	17
Jake Morton, Assistant Coach	18
Michael Schwartz, Assistant Coach	19
Darren Cohen, Dir. of Basketball Operations	20
Support Staff	20
Toby Lane, Assoc. Dir. of Basketball Operations	21
Team Managers	21
Medical and Athletic Training Staff	22
Strength and Conditioning Staff	23
Academic Support Staff	23
Athletic Department Staff	24

Meet the Hurricanes

Brian Asbury	26-27
Dwayne Collins	28-29
James Dews	30-31
Landon Glover	32-33
Jimmy Graham	34-35
Raymond Hicks	36-38
Anthony King	39-41
Jack McClinton	42-43
Fabio Nass	44-45
Jonathan Stratton	46-47
Adrian Thomas	48-49
Julian Gamble	50
Lance Hurdle	50
Cyrus McGowan	51
Eddie Rios	51

University

This is Miami	54-55
The University of Miami	56-57
Academic Success	58-59
Athletic Excellence	60-61
UM Facilities	62-63
BankUnited Center	64-65
BankUnited Center Events	66-67
UM Traditions	68-69
Building a New Tradition	70-71
Preparing for the Next Level	72-73
Strength and Conditioning	74-75
Player Development	76-77
Media Exposure	78-79

ACC

The Atlantic Coast Conference	82
2007-08 ACC Composite Schedule	84-85
2008 ACC Championship Bracket	86

Opponents

Opponent Information	88-91
2008 NCAA Tournament Information	92

2006-07 Review

Review	94
Results and Attendance	95
Statistics	96
Game-by-Game Statistics	97
Points-Rebounds-Assists	98
Game-by-Game Highs	99
Superlatives	100
Season Recaps and Boxscores	101-117
ACC Final Standings/Tournament	118
ACC Individual Overall Leaders	119-120
ACC Individual ACC Game Leaders	121-122

History

UM History	124-134
Postseason Tournament Teams	135-139
Postseason Results	140
1,000-Point Club	141-144
Hurricane Captains	145
All-Conference Honors	146
All-Americans	147
Retired Jerseys	148
Players Selected in NBA Draft	149
Hurricane Lettermen	150-151
All-Time Overtime and 100-Point Games	152
In the National Rankings	153
Against Ranked Opponents	154-155
On National TV	156

Records

Team Records	158
Individual Game Records	159-160
Individual Season Records	161-162
Individual Career Records	163-164
Hurricane Head Coaches	165
Year-by-Year Results	165
Year-by-Year Statistical Leaders	166-167
Year-by-Year Team Statistics	168-170
Home Attendance	171
Year-by-Year Home Record	171
Series Records	172-173
Series Opponents	174-180
Yearly Results	181-189

Media

Media Policies	192
Sports Information Staff	192
TV/Radio Coverage	193
Media Coverage	194-195
Map and Directions	196
Seating Chart	197
Ticket Information	197
Hotels and Transportation	198
Radio/TV Spot Chart	200



2007-08 Hurricane Rosters

UBASKETBALL

Alphabetical

No	Name	Pos	Ht	Wt	Class	Hometown (High School/Previous School)
32	Brian Asbury	F	6-7	223	JR	Miami, Fla. (South Miami)
21	Dwayne Collins	F	6-8	235	SO	Miami, Fla. (Miami Senior)
23	James Dews	G	6-3	203	SO	Westchester, Ohio (Lakota East)
45	Julian Gamble	C	6-9	258	FR	Durham, N.C. (Southern Durham)
10	Landon Glover	G	6-2	185	SR	Montclair, N.J. (Montclair)
00	Jimmy Graham	F	6-8	251	JR	Goldsboro, N.C. (Charis Prep)
42	Raymond Hicks	F	6-7	238	SR	Longview, Texas (Longview)
1	Lance Hurdle	G	6-2	180	JR	San Diego, Calif. (Helix/San Bernardino Valley CC)
50	Anthony King	C	6-9	246	SR-R	Durham, N.C. (Southern Durham)
33	Jack McClinton	G	6-1	185	JR	Baltimore, Md. (South Kent (Conn.)/Siena)
20	Cyrus McGowan	F	6-9	232	JR	Brooksville, Miss. (Meridian/Arkansas)
22	Fabio Nass	F	6-11	210	SR	Santa Catarina, Brazil (Colegio Bom Jesus/Ft. Smith JC (Ark.))
5	Eddie Rios	G	6-0	193	FR	Miami, Fla. (Miami Senior)
25	Jonathan Stratton	G	6-3	185	SR	Sandusky, Ohio (Sandusky)
30	Adrian Thomas	F	6-7	222	SO-R	Pembroke Pines, Fla. (Flanagan)

Numerical

No	Name	Pos	Ht	Wt	Class	Hometown (High School/Previous School)
00	Jimmy Graham	F	6-8	251	JR	Goldsboro, N.C. (Charis Prep)
1	Lance Hurdle	G	6-2	180	JR	San Diego, Calif. (Helix/San Bernardino Valley CC)
5	Eddie Rios	G	6-0	193	FR	Miami, Fla. (Miami Senior)
10	Landon Glover	G	6-2	185	SR	Montclair, N.J. (Montclair)
20	Cyrus McGowan	F	6-9	232	JR	Brooksville, Miss. (Meridian/Arkansas)
21	Dwayne Collins	F	6-8	235	SO	Miami, Fla. (Miami Senior)
22	Fabio Nass	F	6-11	210	SR	Santa Catarina, Brazil (Colegio Bom Jesus/Ft. Smith JC (Ark.))
23	James Dews	G	6-3	203	SO	Westchester, Ohio (Lakota East)
25	Jonathan Stratton	G	6-3	185	SR	Sandusky, Ohio (Sandusky)
30	Adrian Thomas	F	6-7	222	SO-R	Pembroke Pines, Fla. (Flanagan)
32	Brian Asbury	F	6-7	223	JR	Miami, Fla. (South Miami)
33	Jack McClinton	G	6-1	185	JR	Baltimore, Md. (South Kent (Conn.)/Siena)
42	Raymond Hicks	F	6-7	238	SR	Longview, Texas (Longview)
45	Julian Gamble	C	6-9	258	FR	Durham, N.C. (Southern Durham)
50	Anthony King	C	6-9	246	SR-R	Durham, N.C. (Southern Durham)

Head Coach:

Frank Haith (Elon, 1988)

Associate Head Coach:

Jorge Fernandez (Stetson, 1985)

Assistant Coaches:

Jake Morton (Miami, 1993), Michael Schwartz (Texas, 1999)

Director of Basketball Operations:

Darren Cohen (St. John's, 1998)

Associate Director of Basketball Operations:

Toby Lane (Wichita State, 1993)

Athletic Trainer:

Wes Brown (UNC Wilmington, 2000)

Strength and Conditioning Coach:

Mac Calloway (Florida, 2000)

BY CLASS

Seniors (5)

Landon Glover G
Raymond Hicks F
Anthony King (RS) C
Fabio Nass F
Jonathan Stratton G

Juniors (5)

Brian Asbury F
Jimmy Graham F
Lance Hurdle G
Jack McClinton G
Cyrus McGowan F

Sophomores (3)

Dwayne Collins F
James Dews G
Adrian Thomas (RS) F

Freshmen (2)

Julian Gamble C
Eddie Rios G

BY STATE/ COUNTRY

Brazil (1)

Fabio Nass F
Santa Catarina

California (1)

Lance Hurdle G
San Diego

Florida (4)

Brian Asbury F
Miami
Dwayne Collins F
Miami
Eddie Rios G
Miami
Adrian Thomas F
Pembroke Pines

Maryland (1)

Jack McClinton G
Baltimore

Mississippi (1)

Cyrus McGowan F
Brooksville

New Jersey (1)

Landon Glover G
Montclair

North Carolina (3)

Jimmy Graham F
Goldsboro
Julian Gamble C
Durham
Anthony King F/C
Durham

Ohio (2)

James Dews G
Westchester
Jonathan Stratton G
Sandusky

Texas (1)

Raymond Hicks F
Longview

2007-08 Men's Basketball Schedule

U BASKETBALL

Date	Day	Opponent	Location	Time	TV
11/6	Tues.	Barry (Exhib.)	Coral Gables	7:30 p.m.	
11/9	Fri.	Florida Southern	Coral Gables	7:30 p.m.	
11/15	Thur.	vs. Marist	San Juan, Puerto Rico	TBA	ESPNU
11/16	Fri.	Puerto Rico Tip-Off Classic	San Juan, Puerto Rico	TBA	ESPNU
11/18	Sun.	Puerto Rico Tip-Off Classic	San Juan, Puerto Rico	TBA	TBA
11/24	Sat.	Morgan State	Coral Gables	1:00 p.m.	
11/28	Wed.	Alabama State	Coral Gables	7:30 p.m.	
12/2	Sun.	St. John's	Coral Gables	4:00 p.m.	FSN
12/8	Sat.	at Florida International	Miami, Fla.	7:00 p.m.	
12/13	Thurs.	at Mississippi State	Starkville, Miss.	9:00 p.m.	RSN
12/17	Mon.	Stetson	Coral Gables	9:00 p.m.	FSN-FL
12/20	Thur.	North Florida	Coral Gables	7:30 p.m.	
12/23	Sun.	North Carolina A&T	Coral Gables	1:00 p.m.	
12/29	Sat.	vs. Winthrop!	Sunrise, Fla.	4:30 p.m.	FSN-FL
1/2	Wed.	Penn	Coral Gables	8:00 p.m.	
1/12	Sat.	Georgia Tech*	Coral Gables	2:00 p.m.	RLF
1/15	Tues.	at Boston College*	Chestnut Hill, Mass.	9:00 p.m.	RSN
1/19	Sat.	at NC State*	Raleigh, N.C.	8:00 p.m.	RLF
1/23	Wed.	North Carolina*	Coral Gables	9:00 p.m.	RLF
1/27	Sun.	Clemson*	Coral Gables	1:00 p.m.	RLF
1/29	Tues.	at Wake Forest*	Winston-Salem, N.C.	7:00 p.m.	RSN
2/2	Sat.	at Duke*	Durham, N.C.	3:30 p.m.	ABC
2/6	Wed.	Florida State*	Coral Gables	7:30 p.m.	
2/9	Sat.	at Virginia Tech*	Blacksburg, Va.	2:00 p.m.	
2/17	Sun.	at Georgia Tech*	Atlanta, Ga.	1:00 p.m.	RLF
2/20	Wed.	Duke*	Coral Gables	9:00 p.m.	RLF
2/23	Sat.	Maryland*	Coral Gables	2:00 p.m.	RLF
2/27	Wed.	at Clemson*	Clemson, S.C.	7:30 p.m.	
3/1	Sat.	Virginia*	Coral Gables	2:00 p.m.	RLF
3/5	Wed.	Boston College*	Coral Gables	7:00 p.m.	ESPNU
3/8	Sat.	at Florida State*	Tallahassee, Fla.	12:00 p.m.	RLF
3/13-16		2008 ACC Tournament	Charlotte, N.C.	TBA	

DATES AND TIMES ARE SUBJECT TO CHANGE

All Time Eastern

- O'Riely Auto Parts Puerto Rico Tip-Off (San Juan, Puerto Rico)

! - MetroPCS Orange Bowl Classic (Sunrise, Fla.)

* - ACC Game

RSN - Regional Sports Network

FSN-FL - Fox Sports Net Florida

FSN - Fox Sports Net

RLF - Raycom/Lincoln Financial

2007-08



Season Preview

UBASKETBALL

Returning four starters and nine letterwinners, the 2007-08 Hurricanes enter the season with high expectations in what could prove to be one of the most promising teams in head coach Frank Haith's four-year tenure at Miami.

Led by junior All-ACC candidate Jack McClinton, who topped the team with 16.7 points per game in 2006-07, Miami returns 70.3 percent of its scoring from a year ago and will also benefit from the return of fifth-year senior center Anthony King — a former All-ACC Defensive Team selection who led the ACC in rebounding last season before suffering a season-ending injury.

Complimenting McClinton and King is a roster that includes 12 players with at least one year of collegiate experience, as well as three highly-talented newcomers as Miami looks to make yet another postseason run.

On the Perimeter — the Backcourt

With the graduation of three-year starter Anthony Harris and the departure of Denis Clemente, the Hurricanes will certainly have holes to fill heading into the season — most notably at point guard — but this year's backcourt could prove to be one of the most dynamic in recent history.

Leading the UM contingent will be McClinton, a 2007 All-ACC Third Team selection who primarily served as a shooting guard during a record-breaking campaign a year ago, but could be a candidate to stand in at point guard after seeing valuable time at the position late last year.

Starting 22-of-32 games, the 6-foot-1 guard led the Hurricanes in scoring (16.7 ppg), field goal attempts (403), field goals made (163) and minutes per game (31.5) in his first season at Miami. He ranked first in the ACC in three-point percentage (.440), three-pointers made per game (2.93) and free throw percentage (.895), while establishing new UM single-season records for free

throw percentage and three-pointers made (91).

Rising sophomore James Dews, a 6-foot-3 combo guard, will prove to be another viable option at the shooting guard position. As a true freshman, Dews appeared in more games (31) and logged more minutes (14.1 mpg) than any non-starter.

Also returning from last season's starting lineup is 6-foot-7 junior swingman Brian Asbury. A local product from South Miami High School, Asbury had one of the ACC's biggest turnarounds from two seasons ago. Averaging just 1.0 point per game as a true freshman in 2005-06, Asbury, who started all but one game in 2006-07, stepped up in his sophomore season to finish second to only McClinton in scoring with 11.7 points per game. He also ranked second on the team in rebounding (5.9 rpg), free throw percentage (.762) and minutes per game (30.5), while leading the team in steals (46) and blocks (20).

Looking to follow Asbury's lead in an increase in productivity will be 6-foot-7 redshirt sophomore forward Adrian Thomas. Thomas missed 28 games last season with an abdominal injury, but made tremendous strides in the off-season and will be depended upon heavily.

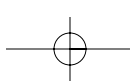
Expected to make an immediate impact are Hurricane newcomers Lance Hurdle, a 6-foot-2 junior college transfer, and 6-foot freshman point guard Eddie Rios.

Hurdle, a junior who spent his freshman season at California-Santa Barbara in 2005-06, averaged 16.0 points per game at San Bernardino Valley Community College last season en route to conference player of the year honors.

A highly-touted prospect out of Miami, Rios averaged 26.5 points, 8.9 rebounds and 5.7 assists per game as a high school senior and was rated as the 16th-best point guard in the class of 2007.



Junior Jack McClinton



Season Preview

U BASKETBALL

Adding more depth in the backcourt will be senior guard Jonathan Stratton, a 6-foot-3 three-year letterwinner, and 6-foot-2 senior Landon Glover.

In the Paint – the Frontcourt

Following a season in which four post players missed a significant amount of games, including two season-ending injuries, the Hurricane frontcourt will transform from one of the team's weaknesses to perhaps this year's biggest strength.

Headlining UM's corps of returners in the paint will be redshirt senior center Anthony King, who was granted a hardship waiver after missing 24 games last season with a season-ending wrist injury. Prior to his injury, King, a 6-foot-9 defensive force, led the ACC in rebounding with 9.3 boards per game and was third on the team in scoring with 7.9 points per game.

King's absence, along with injuries to forwards Jimmy Graham and Fabio Nass, did effectively force rising sophomore Dwayne Collins into the UM lineup last season, which will pay off even further this season.

As a true freshman a year ago, Collins, an athletic 6-foot-8 forward, led the ACC in offensive rebounding (3.3) and ranked 10th in the league with 6.5 rebounds per game. He also ranked second among all ACC freshman with five double-doubles.

Graham, a 6-foot-8 forward who missed eight games with a broken hand, ended his sophomore season on a high note, averaging 9.3 points and 5.0 rebounds over the last four games of the year.

Providing additional depth in the paint will be 6-foot-7 senior forward Raymond Hicks, who averaged 5.3 points and 2.5 rebounds last season, and Nass, a 6-foot-11 senior forward, who appeared in 14 games last season before suffering a season-ending knee injury.

Also thrown in the mix will be 6-foot-9 freshman center Julian Gamble, who was rated the No. 27 center in the 2007 recruiting class after averaging 18.0 points and 10 rebounds at Southern Durham High School.

The Schedule

Sixteen home games, 12 games versus 2007 postseason tournament teams and an appearance at the 2007 ESPN Puerto Rico Tip-Off Classic highlight the 2007-08 schedule.

The Hurricanes will host 16 games at the BankUnited Center this season, including a match-up with 2007 ACC Tournament Champion North Carolina (Jan. 23), as well as games against 2007 NCAA Tournament participants Georgia Tech (Jan. 12), Duke (Feb. 20), Maryland (Feb. 23), Virginia (March 1) and Boston College (March 4).

Also featured on this year's schedule will be a three-game swing at the ESPN Puerto Rico Tip-Off Classic Nov. 15-18 in San Juan, Puerto Rico. Along with UM, this year's tournament field will include Arkansas, College of Charleston, Houston, Marist, Providence, Temple and Virginia Commonwealth.

The Hurricanes will also make at least 21 television appearances, including a Feb. 2 game at Duke that will be nationally televised on ABC.

The Hurricanes open the season Nov. 9, hosting in-state counterpart Florida Southern — one of six Florida-based opponents on the schedule — at the BankUnited Center.

Following a three-game home-stand against Morgan State (Nov. 24), Alabama State (Nov. 28) and former BIG EAST rival St. John's (Dec. 2), Miami takes on cross-town rival Florida International (Dec. 8) at Pharmed Arena.

Miami returns home from a Dec. 13 match-up with 2007 NIT semifinalist Mississippi State in Starkville, Miss., to take on Stetson (Dec. 17), North Florida (Dec. 20) and North Carolina A&T (Dec. 23), before squaring off with Winthrop, who advanced to the second round of the 2007 NCAA Tournament and concluded the season ranked No. 22, Dec. 29 at the 2007 MetroPCS Orange Bowl Classic in Sunrise, Fla.

UM wraps up the non-conference schedule at home on Jan. 2 against Penn, and then opens the ACC schedule at home versus Georgia Tech on Jan. 12.

The 55th-Annual ACC Men's Basketball Men's Basketball Tournament will be held March 13-16 at Charlotte Bobcats Arena in Charlotte, N.C.



Sophomore Dwayne Collins

2007-08

Hurricane News & Notes

U BASKETBALL

Look at What's Back

This year's Hurricane roster will feature two of the ACC's four returning players who led the conference in at least one statistical category a year ago. Rising junior guard Jack McClinton returns following a 2006-07 campaign which saw him lead the ACC in free throw percentage (.895), three-point field goal percentage (.440) and three-point field goals per game (2.9), while sophomore forward Dwayne Collins looks to build upon his freshman season in which he topped the league in offensive rebounding (3.3).

Heading into the 2007-08 season, Miami ranks third in the ACC in returning rebounding (77.5%) and fourth in the league in returning scoring (70.4%) from last season.

Jack McClinton, a 2007 All-ACC Third Team selection, is one of only five returning players in the ACC who earned all-conference accolades last season.

King is ACC Active Leader in Rebounding

Senior center Anthony King enters the 2007-08 season as the ACC's active rebounding leader, recording 585 during his UM career.

Haith Impressive in First Three Seasons

UM head coach Frank Haith is one of only four ACC coaches to record 46 or more victories in their first three seasons at their current ACC school.

Bringing it Against the Best


The 2006-07 Hurricanes defeated four ranked teams, marking just the second time in school history a UM team has downed four ranked opponents. The only other UM team to defeat four ranked teams was the 1998-99 team.

Playing Above the Rim

Miami recorded 77 dunks in 2006-07, marking the highest total since the 1988-89 Hurricanes posted 111. Dwayne Collins led the team with 44 dunks on the season — is the highest individual total since Dennis Burns recorded 51 during the 1988-89 season.

Moving Up the Record Books

With 171 career blocks, senior center Anthony King enters the season ranked fourth all-time at UM. King needs 22 blocks this season to surpass former Hurricane James Jones (1999-03) to move into third place.



Junior Jimmy Graham



Hurricane News & Notes

UM BASKETBALL

2007-08 Superlatives

Before the season began, players were asked to vote for a number of categories. Here's what the Hurricanes thought ...

Superlative	Players' Choice	% of Votes	Reason Why
Most Likely to Win a Shooting Contest	Jack McClinton	.73%	Led the ACC in three point field goal (.440) and free throw percentage (.895) in 2006-07.
Most Likely to Win a Dunk Contest	Lance Hurdle	.53%	The 6-foot-2 guard has a 43" vertical.
Best Ball Control	Jack McClinton	.40%	Shooting guard who also spends time at the point.
Best Defender	James Dews	.33%	Called the best on-ball defender on the team by Frank Haith.
Hardest to Defend	Jack McClinton	.53%	Led the team in scoring in 2006-07, averaging 16.7 points per game.
Funniest	Raymond Hicks/Dwayne Collins	.20%	Collins lists Disney's animated classic "Aladdin" as one of his favorite movies.
Best-Dressed	Jack McClinton	.33%	Has one of the largest shoe collections on the team.
Most Likely to be a Coach	Jonathan Stratton	.46%	Balances basketball with a double major in economics and legal studies and a minor in English.
Could Have a Big Season	Anthony King	.33%	Fifth-year senior who will return following a 2006-07 season that saw him miss 24 games.
Strongest	Jimmy Graham	.73%	Hang cleans more than any other player on the UM roster.
Hardest Worker	Jack McClinton	.33%	Lives in the gym.
Most Studious	Adrian Thomas	.33%	A 2006 ACC All-Academic Team and 2007 ACC Honor Roll selection.

2007-08



Junior Brian Asbury



Administration

UBASKETBALL



Donna E. Shalala President

Donna E. Shalala became the fifth President of the University of Miami on June 1, 2001. President Shalala is an accomplished scholar, teacher and administrator whose career has been marked by a variety of leadership positions reflecting her interest in young people. She also is a big sports fan!

While attending college, she played tennis and still plays a competitive game of doubles. She also enjoys golf, skiing and other outdoor activities.

At a typical Hurricanes football game, Shalala spends the first quarter in the stands talking with students, and then she sits in her outdoor seats for a quarter. The rest of the time is spent in the boxes on what she calls business. "I'm talking to donors, I'm trying to raise money," she said. "I look forward to the day where I can sit down and watch an entire game from beginning to end. I can usually do that only at a bowl game."

In 1987, President Shalala, a distinguished political scientist, became the first woman chancellor of a Big Ten university, the University of Wisconsin-Madison. She led what was then the nation's largest public research university. In 1992, *Business Week* magazine named her one of the top five managers in higher education, and in 2005 was named one of "America's Best Leaders" by *U.S. News & World Report* and the Center for Public Leadership at Harvard University's Kennedy School of Government.

President Shalala's success at Wisconsin was reflected in athletics as well. She hired a new football coach, recruiting Barry Alvarez from Notre Dame. Four years later, Wisconsin won the Big Ten football championship and represented its conference in the Rose Bowl for the first time in 30 years. President Shalala served on the first Knight Commission, a committee to review college athletics, and has served on the board of the National Collegiate Athletic Association Foundation.

In 1993, Shalala was named U.S. Secretary for Health and Human Services (HHS) and served for eight years, becoming the nation's longest-serving HHS Secretary.

In 2000, she led the official U.S. delegation to the Olympics in Sydney, Australia. At the end of her tenure as HHS Secretary, *The Washington Post* described her as "one of the most successful government managers of modern times."

In early 2007, U.S. President George W. Bush called upon her healthcare expertise to co-chair a commission on care for America's returning wounded warriors.

As president of the University of Miami, President Shalala presides over one of the most successful college athletic programs in the country. The Hurricanes football program has consistently ranked in the top of the polls. In 2001, the baseball team won its fourth College World Series and the football team won its fifth national championship. In 2003, the men and women's basketball teams began playing in a new, on-campus facility, the BankUnited Center. Other Hurricanes sports, from tennis to track & field, have also earned national recognition.

The Black Coaches Association honored her with its Image of Excellence Award for 2007.

As to the future of UM athletics, Shalala said, "We have to make sure that we have first-class facilities and coaches. We need substantial fan support for all of our sports to be able to maintain them at the highest competitive levels. All of our sports deserve strong support. We have to make sure we have enough opportunities for young women and men. Compliance will always demand our attention. We have people of great integrity. I believe our biggest challenge is not getting complacent about our programs, and investing in women's sports at the same level as men's sports."

For a sports fan like President Shalala, there is no better place to call home than the University of Miami.

Career Highlights

2001-present	President, Professor of Political Science, University of Miami
1993-2000	Secretary, U.S. Department of Health and Human Services
1987-1993	Chancellor, Professor of Political Science, University of Wisconsin-Madison
1980-1987	President, Hunter College of the City University of New York
1977-1980	Assistant Secretary for Policy Development and Research, U.S. Department of Housing and Urban Development
1975-1977	Director and Treasurer of the Municipal Assistance Corporation for the City of New York
1972-1979	Professor and Chair, Program in Politics and Education, Teachers College, Columbia University
1970	Ph.D., Syracuse University
1962-1964	U.S. Peace Corps Volunteer, Iran
1962	A.B. Western College for Women



President Donna E. Shalala with UM Athletic Director Paul Dee



Administration

U BASKETBALL



Director of Athletics Paul Dee

Paul Dee has served as Director of Athletics since 1993 and has announced his intention to retire on June 1, 2008. After 15 years in his position, he will tie for the longest tenure of any UM Athletic Director with Jack Harding, who was the first to hold that position. In his final year, Dee still has many plans to keep the University of Miami athletic department among the finest in intercollegiate sports.

Prior being named Athletic Director, Dee had served the University as its Vice President and General Counsel beginning in 1981.

During his tenure as Director of Athletics, Dee has focused the efforts of the athletic department on four major points of emphasis: 1) the success of its programs; 2) the development of its student-athletes, both athletically and academically; 3) the quality of its staff; and 4) the improvement of facilities. The department has achieved success in each of these areas.

Program Success

During Dee's tenure as Director of Athletics, the University of Miami has won three team national championships (baseball in 1999 and 2001, football in 2001).

In its first three years in the Atlantic Coast Conference, UM teams won four conference championships in women's indoor and outdoor track, and the women's tennis team finished No. 2 in the country in 2006. The football team has been to bowl games all three seasons. The men's basketball program has played in the postseason twice.

Prior to joining the Atlantic Coast Conference on July 1, 2004, Miami was a dominant program in the Big East Conference, winning 34 league titles between 1993 and 2004. Included in those league championships were eight football titles, eight women's tennis titles, seven men's tennis titles, six Big East women's outdoor track and field championships, two women's indoor track, and one title in men's basketball, women's basketball and men's swimming and diving.

Under Dee's supervision, the University of Miami athletic department has added full scholarship programs in women's soccer, women's volleyball and women's rowing.

Student-Athlete Success

University of Miami student-athletes have continued to achieve academically. UM student-athletes have shown consistent improvement in grade-point average and graduation rates over the last decade. In fall semester 2006, UM student-athletes recorded a collective 2.90 grade point average, the best GPA performance for a semester in school history. In 2007, every sports team surpassed the minimum standard needed in the NCAA's Academic Progress Report. In the three years the APR has been compiled, Miami has never been subject to any penalties for not meeting the NCAA mandated minimum requirements.

Perhaps the most successful scholar-athlete of the last decade at UM was football offensive tackle Joaquin Gonzalez, who earned the 2001 HealthSouth Draddy Award (the "Academic Heisman"), in addition to earning first-team All-America honors on the field in 2000 and 2001.

Quality of Staff

Miami coaches have been widely recognized by their peers as some of the nation's best. The current UM coaching staff has earned a combined 15 National Coach of the Year honors, including nine by diving coach Randy Ableman, four by baseball coach Jim Morris, and one by women's golf coach Lela Cannon.

Improvement and Expansion of Facilities

Since 1993, the University of Miami athletic program has seen an almost complete makeover of its athletic facilities. During that period, Dee has overseen the following facility projects:

- Construction of the BankUnited Center for basketball
- The three-year renovation of baseball's Alex Rodriguez Park at Mark Light Field
- Construction of a new football fields at Greentree Practice Fields
- Construction of Cobb Stadium (track and soccer)
- Renovation of football locker and equipment rooms
- Renovation of the athletic training room
- Renovation of the athletic department offices
- Construction of the academic study hall facility
- Construction of the weight training facility
- Construction of the football meeting rooms
- Construction of locker rooms for track, soccer and volleyball

Further, in December 2006, the University announced a new fund-raising program that will raise money for new athletic department builds that will include expanded space for academic services, training room and other programs.

A Commitment To A Well-Rounded Program

Dee believes intensified fundraising efforts and developing stronger interest in women's sports are vital to ensuring the future success of the Hurricanes' program.

National Influence

During his 14 years as Director of Athletics, Dee has been active in professional activities. Dee has served on several NCAA committees, including the Committee on Certification and the Management Council. He is currently a member of the Committee on Infractions and serves as its Vice Chairman.

Before Miami

Before joining the University of Miami, Dee was with the Miami law firm of Mershon, Sawyer, Johnston, Dunwoody & Cole and was a law clerk for Chief U.S. District Judge Charles Fulton in Miami. He received his bachelor of arts degree from the University of Florida in 1970 and his master's of education and juris doctor degrees with honors from the University of Miami in 1973 and 1977, respectively. Dee has a son, Terrance, who practices law in Miami.

"We've accomplished great things at the University of Miami. We have had many challenges. We've had a lot more ups than downs. I've had a wonderful experience."

— Athletic Director Paul Dee,

Upon announcing his retirement effective in 2008

UM Athletic Directors

Jack Harding	1948-1963
Andy Gustafson	1963-1968
Charlie Tate	1968-1971
Ernie McCoy	1971-1973
Pete Elliott	1974-1978
Lou Saban	1978
Dr. Harry Mallios	1979-1983
Sam Jankovich	1983-1991
Paul Dee (interim)	1991
Dave Maggard	1991-1993
Paul Dee	1993 to present



Compliance

UBASKETBALL

Dear Prospective Student-Athlete:

As a prospective student-athlete, you may have the athletic potential to play college basketball at the Division I level. If so, you probably will be exposed to an enormous amount of recruitment activities from universities across the country.

Throughout the recruitment process, coaches will reference various NCAA rules and regulations. The rules are designed for various reasons. The most important of which are to ease the pressures on prospective student-athletes and to level the playing field so that all universities operate within the same guidelines.

During the recruiting process you may have the following questions:

- When and how often can I visit an institution's campus?
- When, where and how often can a coach telephone me?
- How many times can a coach observe me in practice and/or competition?
- What academic criteria must I meet to be eligible to play Division I college basketball?

The answers to these questions and more can be obtained from the University of Miami Compliance Office or the NCAA by requesting the NCAA Guide for the College-Bound Student-Athlete. The guide may be provided to a prospective student-athlete at any time. The guide addresses issues related to Divisions I, II and III academic eligibility, financial aid, recruitment and more.

To receive a copy of the guide call the NCAA Hotline at 1-800-638-3731 or request it from the University of Miami coach who is recruiting you.

Please remember that since violations of NCAA rules during your recruitment could jeopardize your athletic eligibility, it is important for you and your parents to be informed and to ask questions throughout the recruiting process.

Best of luck and GO HURRICANES!

Sincerely,



David Reed
Assistant Athletic Director for Compliance

A Division I institution may provide a recruit with the following printed materials:

- General correspondence, including letters, U.S. Postal Service postcards and institutional note cards;
- Game programs, which may not include posters, and one Student-Athlete Handbook;
- NCAA educational information;
- Pre-enrollment information subsequent to signing a National Letter of Intent with the university;
- One athletic publication (e.g., media guide or recruiting brochure);
- Official academic, admissions and student services publications published or videos produced by the institution and available to all students;
- Schedule and business cards;
- Questionnaires which may be provided prior to your junior year; and
- Camp brochures which may be provided prior to your junior year.

Office of Athletic Compliance

David Reed, Stephen Clacherty, Jamie Israel and Debbie Foley form one of the nation's most comprehensive compliance departments. They work closely with the Hurricanes athletic department to ensure full compliance with institutional, Atlantic Coast Conference and NCAA rules and regulations.



David Reed, Assistant Athletic Director for Compliance

David Reed oversees the Compliance office and is the lead person on all NCAA Compliance initiatives. He came to Miami from Marshall University where he had previously served as Associate Athletic Director for Compliance for the past three and a half years. Prior to Marshall, Reed served as Compliance Coordinator at the University of Pittsburgh. Reed has also previously served as Assistant Compliance Director and Compliance

Graduate Assistant at Marshall, along with having worked as a Compliance Intern at the University of Cincinnati and Xavier University.



Steve Clacherty, Assistant Director of Compliance

Steve is responsible for monitoring recruiting activities, reviewing eligibility, coordinating the UM drug testing program, and handling student-athlete employment. Prior to joining the staff at UM, Steve worked in compliance at Seton Hall University and Syracuse University. He earned a Bachelor's Degree from SUNY Cortland.



Jamie Israel, Associate Compliance Director

Jamie is responsible for all aspects of compliance related to housing and financial aid, including the National Letter of Intent. He is also responsible for monitoring playing and practice seasons, coordinating benefits and awards, assisting with rules education and serving as a contact for the UM agent program. He is a graduate of the University of Miami and earned a Juris Doctor from Emory University. Jamie came to UM from Florida Atlantic

University where he taught courses in Sports and Business Law.



Debbie Foley, Compliance Assistant

Debbie assists the Senior Associate Athletic Director and the Assistant Athletic Director for Compliance with all administrative tasks and duties. Debbie is a student at the University of Miami. She is married and the mother of three children.

BASKETBALL

Frequently Asked Questions

Who is a Prospective Student-Athlete (Prospect)?

You are a prospect if you have started classes for the ninth grade. Before the ninth grade, you may become a prospect if a university provides you (or your family or friends) any financial aid or other benefit that is not usually provided to prospective student-athletes.

You are no longer a prospect if you have done any of the following:

(1) Officially register and enroll in a minimum full-time program of studies and have attended classes in any four-year collegiate institution's regular academic year (excluding summer); or (2) Participated in a regular squad practice or competition at a four-year collegiate institution that occurs before the beginning of any term; or (3) Officially register and enrolled and attend classes during the summer prior to initial enrollment and receive institutional athletics aid.

How do I know if I'm being recruited?

A coach is recruiting you if they try to convince you directly, or through your family, to attend their school and participate in intercollegiate athletics. There are several ways to be recruited: (1) a coach may provide you with an official paid visit to view the campus, (2) a coach may arrange an in-person, off-campus meeting with you (or your family), or (3) a coach or staff member may call you (or your family) on more than one occasion for the purpose of recruitment.

Coaches and authorized institutional staff members are the only individuals who may recruit you. Representatives of athletic interests (boosters) may not call, write or make in-person contact with you anywhere for the purpose of recruiting you to a university and participating in athletics.

When can a coach contact me?

Off Campus Contact

In the sport of basketball, a coach can arrange a face-to-face meeting with you, off the University's campus, beginning the first day of classes of your senior year.

In all other sports, a coach can arrange a face-to-face meeting with you, off the University's campus, beginning July 1 after your junior year.

Telephone Calls

In all sports other than football and basketball, a coach may call a prospect one time per week after July 1 following the completion of the prospect's junior year in high school.

In the sport of football, a coach may initiate one telephone call to a prospect between April 15th and May 31st of the prospect's junior year. Additional calls are not permitted prior to September 1st of the beginning of the prospect's senior year in high school.

In the sport of men's basketball, coaches may make one telephone call per month from June 15 of the prospect's sophomore year through July 31 of the junior year. Beginning August 1 of the senior year a coach may make two telephone calls per week. Only one call per week may be made to a two-year or four-year college prospect.

In the sport of women's basketball, coaches may make one telephone call per month during the months of April (on or after the Thursday after the conclusion of the NCAA Division I Final Four) and May of the prospect's junior year in high school, one telephone call between June 1 and June 20 and one telephone call between June 21 and June 30 of the prospect's junior year in high school. Three telephone calls to a prospect are permitted during the month of July, with no more than one call per week.

In the following circumstances unlimited calls to a prospect are permitted: (1) during the five days immediately preceding an official visit to the University of Miami, (2) on the initial date for signing the National Letter of Intent and the two days following the signing date, and (3) on the day of a coach's off-campus contact with a prospect

For all sports, coaches may receive telephone calls placed by a prospect at the prospect's expense at any time, including before July 1 following the prospect's junior year in high school.

Letters

In sports other than men's basketball, letters and recruiting information may be sent to you starting September 1 at the beginning of your junior year in high school. In men's basketball, recruiting materials may be provided starting June 15 at the conclusion of the prospect's sophomore year.

What is a Contact?

A contact is any face-to-face encounter between a prospect or the prospect's parent(s) or legal guardian and an institutional staff member or athletic representative during which any dialogue occurs in excess of an exchange of a greeting. NOTE: At the Division I level, athletic representatives (boosters) may not contact you for the purpose of recruiting.

What can a school offer me to attend their University?

You (or your family) may not receive any benefit, inducement or arrangements such as cash, clothing, cars, gifts or loans to encourage you to sign a National Letter of Intent or to attend a NCAA school.

A University may offer you a one-year scholarship that covers room and board, tuition and fees, and required course-related books, or any part of these. The institution can recommend that this aid is renewed each year, as is the general practice at the University of Miami but this renewal is not guaranteed. In addition, they can offer you quality academic and medical support, as well as the opportunity to compete for one of the nation's top programs.

What can I do during this process?

Enjoy your high school years and work hard both in the classroom and in your sport. At the beginning of your junior year you should sign up for the NCAA Clearinghouse. Your high school guidance office can provide you with the information to register.

COMPLIANCE CONTACT INFORMATION

NCAA
P.O. Box 6222
Indianapolis, IN 46206
(317) 917-6222
(800) 638-3731
www.ncaa.org

University of Miami Compliance Office
5821 San Amaro Drive
Coral Gables, FL 33146
(305) 284-2692
www.hurricanesports.com
athleticscompliance@miami.edu



Athletic Administration

UBASKETBALL



Tony Hernandez
Senior Associate Athletic Director



Connie Nickel
Associate Athletic Director for Internal Operations/SWA



Roger Bell
Associate Athletic Director for Academic Services



Jim Frevola
Associate Athletic Director for External Operations



Lindsey Radeer
Associate Athletic Director for Development



Dawn Reynolds
Associate Athletic Director for Business Operations



Stacey Bunting-Thompson
Assistant Athletic Director for Tickets Operations



Jeremy Gerson
Assistant Athletic Director for Strategic Marketing and Fan Development



David Lovell
Assistant Athletic Director for Marketing and Promotions



Mark Pray
Assistant Athletic Director for Communications



David Reed
Assistant Athletic Director for Compliance



David Scott
Assistant Athletic Director for Facilities and Operations

Faculty Athletic Representative



Dr. Clyde B. McCoy

Clyde B. McCoy, Ph.D. has served the University of Miami in various capacities for more than three decades.


In this role as Faculty Athletic Representative, Dr. McCoy is responsible for ensuring academic integrity, facilitating institutional control of intercollegiate athletics and enhancing the student-athlete experience, as well as representing the University to the NCAA, the ACC and other organizations involving student athletics. Within the ACC, he is the voting delegate representing the University of Miami and

therefore part of the governing body of the Conference and will serve as an officer for the next four years including President in 2009-2010.

Dr. McCoy has established drug education, testing and treatment programs that serve as a model for colleges and universities throughout the United States.

During his tenure at the University he has established a successful career and international reputation in research, teaching and administration. He has been honored as a Distinguished Alumni at the University of Cincinnati, and Most Outstanding Faculty Athletic Representative by the American Football Foundation and is proud to be a member of University of Miami's Iron Arrow and Phi Beta Delta, Honor Society for International Scholars.





Head Coach Frank Haith

STAFF



Head Coach Frank Haith

U BASKETBALL



The 2007-08 season will mark the fourth year of the Frank Haith era for the University of Miami men's basketball program.

Since being introduced as the 11th head men's basketball coach at UM by Athletic Director Paul Dee on April 12, 2004 — in what Dee referred to as "an important event in the evolution and history of Hurricane basketball" — Haith has met the challenge of all expectations with success.

Haith's numerous accomplishments at the helm of the Hurricane program have included ushering Miami into the tradition-rich Atlantic Coast Conference in 2004, back-to-back postseason appearances in 2005 and 2006, nine wins over

nationally-ranked opponents, recording the school's first National Invitation Tournament win since 1963 and earning the first NIT road win in school history.

Quickly establishing himself as one of the league's top coaches, Haith is also one of only four current ACC coaches to record 46 or more victories in their first three seasons at their respective ACC school.

Haith faced the daunting task of leading Miami into the ACC during his inaugural 2004-05 season, after taking over a UM program coming off back-to-back losing seasons, including the 2003-04 campaign in which the Hurricanes failed to qualify for the BIG EAST Tournament.

Haith's McDonald's All-American Recruits

Rodney Rodgers (Wake Forest, 1990)
Jerald Brown (Texas A&M, 1995)
Brad Buckman (Texas, 2002)
LaMarcus Aldridge (Texas, 2004)
Daniel Gibson (Texas, 2004)
Michael Williams (Texas, 2004)

Picked to finish last in the conference in the preseason ACC media poll, Haith shocked critics while leading the Hurricanes to a 16-13 overall record, seven league victories, three wins over ranked opponents and a berth in the National Invitation Tournament.

That year, he was honored as the National Association of Basketball Coaches District Coach of the Year, the first coach in UM history to win

the award, and was a finalist for the Naismith National Coach of the Year Award.

In 2005-06, Haith built on the success of his first season as Miami posted an overall record of 18-16, marking the most victories for a UM team since the 2001-02 season, while also winning seven ACC games.

Haith Coached Players in the NBA

T.J. Ford (Toronto Raptors)
Joshua Howard (Dallas Mavericks)
Chris Owens (Memphis Grizzlies)
Darius Songaila (Washington Wizards)
Calvin Booth (Philadelphia 76'ers)
Rodney Rogers (Philadelphia 76ers)
Royal Ivey (Milwaukee Bucks)
James Thomas (Philadelphia 76ers)
P.J. Tucker (Toronto Raptors)
Daniel Gibson (Cleveland Cavaliers)
Robert Hite (New Jersey Nets)
Guillermo Diaz (Los Angeles Clippers)

Miami also saw several program firsts under Haith during the 2005-06 campaign. In one of the more thrilling games of the year, Haith and the Hurricanes, coming off an upset over 12th-ranked Maryland, knocked off 20th-ranked North Carolina in Chapel Hill at the historic Dean Smith Center for the first time in school history.

Miami would later earn the program's first ACC Tournament victory with a win over Clemson before advancing to the postseason for the second-consecutive year with a berth into the 2006 NIT.

In the NIT, Haith guided Miami to wins over Oklahoma State and Creighton, marking just the second time in school history that a Hurricane team recorded consecutive postseason wins.

With the Hurricanes NIT appearance in 2006, Haith became just the second coach in Miami history to take UM to the postseason in his first two seasons.

Last year, Haith and the Hurricanes defeated four ranked teams, marking just the second time in school history a UM team has downed four ranked opponents. It was even more impressive given the fact that the Hurricanes fought through an injury-laden season in which eight players missed a total of 72 games.

Despite all of the success Haith's teams have seen on the court at Miami, what could be considered his greatest asset to the program is his emphasis for achievement off the court and in the classroom. During his three-year tenure every player — 10 total — who has exhausted eligibility has earned a degree from UM.

Success, however, is something that has followed Haith everywhere he has coached. In his 15 seasons as an assistant at the collegiate level, he was a part of programs that won one NIT Championship, advanced the NCAA Sweet Sixteen three times, reached one Elite Eight and one Final Four.

Haith has recruited six McDonald's All-Americans including Rodney Rodgers (1990) to Wake Forest, Jerald Brown (1995) to Texas A&M and Brad Buckman (2002), LaMarcus Aldridge (2004), Daniel Gibson (2004) and Michael Williams (2004) to Texas.

Intent on preparing players for the next level, Haith has had a dozen or more former players go on to play or be drafted in the NBA including Aldridge (Portland Trailblazers), Gibson (Cleveland Cavaliers), Josh Howard (Dallas Mavericks), T.J. Ford



Frank Haith with his wife Pam, son Corey and daughter Brianna.

Head Coach Frank Haith



(Toronto Raptors) and former Hurricanes Robert Hite (Miami Heat) and Guillermo Diaz (Los Angeles Clippers).

Prior to taking over at Miami, Haith spent three seasons at the University of Texas under head coach Rick Barnes, where he was promoted to Associate Head Coach in April 2003. In his three seasons in Austin, Haith helped guide Texas to its winningest three-year period in school-history.

During his tenure with the Longhorns, they recorded a 73-27 (.730) record while advancing to the NCAA Sweet Sixteen in 2002 and 2004, and the Final Four in 2003. The 2002-03 season marked UT's first appearance in the Final Four since 1947.

Texas was one of only five schools to reach the Sweet Sixteen from 2002-04 joining Connecticut, Duke, Kansas and Pittsburgh. Prior to Haith joining the Texas staff, the Longhorns had never made consecutive Sweet Sixteen appearances.

Haith, who was named Rivals.com Recruiter of the Year in 2004, was responsible for putting together the No. 1 recruiting class in the country in 2004, including commitments from McDonald's All-Americans Alridge, Gibson and Williams.

Over the past two season, Miami has placed more players (5) on the ACC All-Academic Team than any other school in the conference.

While at Wake Forest, Haith was instrumental in helping lead the Demon Deacons to four consecutive postseason tournament appearances, including an NCAA Tournament berth in 2000-01. He also helped Wake Forest secure one of the nation's Top 10 recruiting classes during the 1999-2000 campaign.

The Deacons registered a 74-53 (.583) mark during Haith's four seasons in Winston-Salem. Wake Forest advanced to the postseason NIT's second round in both 1997-98 and 1998-99, before its youthful squad in 1999-00 posted a 22-14 mark en route to capturing the postseason NIT championship.

Prior to joining the staff at Wake Forest, Haith served one year as the associate head coach at Texas A&M (1996-97). He spent one season (1995-96) as an assistant coach at Penn State, helping the Nittany Lions to a 21-7 record. Penn State was ranked as high as No. 9 in the national polls before placing second in the Big Ten Conference regular-season standings and earning the school's first NCAA Tournament bid in 31 years.

Haith worked three years (1992-93 to 1994-95) as an assistant coach at Texas A&M, and helped the Aggies secure back-to-back recruiting classes that were ranked in the Top 30 in the country during his final two seasons in College Station. In 1993-94, Texas A&M posted a 19-11 mark, finished second in the Southwest Conference regular-season standings and reached postseason play (NIT first round) for the first time in seven years.

In his first three seasons at Miami, Frank Haith has guided the Hurricanes to nine wins over ranked opponents.

He started his full-time coaching career by serving two years as an assistant at UNC Wilmington (1990-91 to 1991-92). He also worked as a graduate assistant coach at Wake Forest for one season (1989-90) during Odom's first year in Winston-Salem.

Haith graduated from Elon College in North Carolina in 1988 with a bachelor's degree in physical education. A Dean's List student, he served as a student assistant coach for two years. Following graduation, Haith worked as a part-time member of the Elon coaching staff while teaching in the public schools at nearby Western Middle School. During his three-year association with the Elon coaching staff, the Fighting Christians (now called the Phoenix) enjoyed two 20-win seasons.

Born on November 3, 1965, Haith is a native of Queens, N.Y., but grew up and went to high school at Western Alamance in Burlington, N.C. He and his wife, Pam, have one son, Corey, and one daughter, Brianna.

Coaching Experience

2004-Present	Head Coach, University of Miami
2003-04	Associate Head Coach, University of Texas
2001-03	Assistant Coach, University of Texas
1997-01	Assistant Coach, Wake Forest
1996-97	Associate Head Coach, Texas A&M
1995-96	Assistant Coach, Penn State
1992-95	Assistant Coach, Texas A&M
1990-92	Assistant Coach, UNC-Wilmington
1989-90	Grad. Assistant Coach, Wake Forest
1988-89	Assistant Coach, Elon College
1985-88	Student Assistant, Elon College

Education

1988 Bachelors' Degree in Physical Education, Elon College

Year-by-Year Record

Year	School	W-L	Pct.	Postseason
2004-05	Miami	16-13	.552	NIT
2005-06	Miami	18-16	.529	NIT - Quarterfinals
2006-07	Miami	12-20	.375	
Overall	Three seasons	46-49	.484	

Haith Accolades

- 2005 National Association of Basketball Coaches District 6 Coach of the Year.
- First Coach in Miami history to be honored as the District Coach of the Year.
- 2005 Naismith National Coach of the Year Award Finalist.
- Second most wins (16) by a first-year coach in UM history.
- Second head coach in UM history to take his team to the postseason in his first two years.
- Coached Miami to nine wins over ranked opponents in three seasons.
- Guided Miami to a 16-13 overall record his first season, the school's first winning season since 2001-02.
- Guided Miami to back-to-back postseason appearances for the first time since 2001-02.
- Guided Miami to its first National Invitation Tournament win since 1963.
- Guided Miami to the first NIT road win in school history.
- Guided Miami to its first ACC Tournament win in 2006.
- All 10 seniors have earned their degrees (100% graduation rate).
- Led Miami to its first win over North Carolina in Chapel Hill in 2006.

STAFF



In 2005, Frank Haith became the first coach in Miami history to be honored as a NABC District Coach of the Year.

Head Coach Frank Haith

UBASKETBALL

GETTING IT DONE IN THE CLASSROOM

Since Frank Haith took over as head coach at the University of Miami in 2004, all 10 seniors have gone on to earn their degrees.

2004-05

- Glenn Batemon - Liberal Arts
- William Frisby - Liberal Arts
- Brandon Okpalobi - Computer Information Systems

2005-06

- Lee Butler - Business Management
- Keaton Copeland - Electrical Engineering
- Gary Hamilton - Liberal Arts (Sociology)
- Robert Hite - Business Management
- Eric Wilkins - Liberal Arts

2006-07


- Anthony Harris - Liberal Arts
- Anthony King - Liberal Arts (Sociology)



In his three seasons at Miami, Frank Haith has seen all 10 of his seniors earn their degrees.



Frank Haith was a finalist for the Naismith National Coach of the Year award in 2005.



Miami has had an ACC-leading five All-ACC Academic Team selections over the past two seasons.

Associate Head Coach Jorge Fernandez

U BASKETBALL



Jorge Fernandez, a Miami native, enters his fourth season with the Hurricane basketball program and his 15th season as an assistant in the collegiate ranks. An assistant coach for the past three seasons, Fernandez was appointed to Associate Head Coach at UM following the 2006-07 campaign.

Over the past three seasons, Fernandez has helped lead UM to nine wins over ranked opponents, back-to-back postseason appearances in 2005 and 2006, the school's first ACC tournament win, the school's first National Invitation Tournament win since 1963 and the first NIT road win in school history.

Last season, with the help of Fernandez, the Hurricanes defeated four ranked teams, marking just the second time in school history a UM team has downed four ranked opponents.

In 2005-06, he helped guide UM to an 18-16 record, which included wins over two ranked teams, the Hurricanes' first win over North Carolina in Chapel Hill, the school's first ACC Tournament win and a second consecutive postseason appearance.

Miami won two games in the 2006 NIT defeating Oklahoma State at the BankUnited Center, the first NIT game hosted by the University of Miami, and earned a road win against Creighton — marking the Hurricanes' first NIT road win.

In his first season at Miami, Fernandez helped the Hurricanes record one of the nation's most surprising turnarounds. Miami, which was picked to finish last in the ACC, posted a 16-13 overall record including seven league wins, three wins over ranked opponents and a berth in the National Invitation Tournament.

Fernandez, who was named one of the nation's top-25 recruiters by Rivals.com, was instrumental in landing the 2005 freshmen class which ranked as high as 13th in the nation.

Fernandez, who was a graduate assistant at Miami for two seasons under head coaches Bill Foster (1989-90) and Leonard Hamilton (1990-91), returned to Miami after spending two seasons as an assistant at the University of South Alabama.

Prior to joining the South Alabama staff, Fernandez spent seven years (1995-2002) as an assistant coach at the University of Central Florida where he worked under coach Kirk Speraw. During his tenure with the

Golden Knights, Fernandez helped guide UCF to 93 victories and an appearance in the 1996 NCAA Tournament.

While at UCF, Fernandez recruited and coached forward Joey Graham as a freshman and sophomore from 2000-02. Graham was the 16th overall pick by the Toronto Raptors in the 2005 NBA Draft.

Fernandez began his coaching career in 1988 as an assistant at Barry University in Miami.

He earned his undergraduate degree in finance from Stetson University in 1985 and played four seasons for long-time Hatters coach Glenn Wilkes. As a senior, Fernandez was the Hatters' MVP.

After earning his master's degree in sports administration at Miami in 1991, he accepted his first head coaching job at Miami's Coral Park High School, where he turned the program into a winner in just two short years. In 1994, he moved to Miami's Southridge Senior High where he led the program to a 17-11 overall record in 1994-95.

Fernandez was born in New York, but moved to the Miami area as a youth. He attended Miami's Killian High where he was an all-state selection and a two-time team MVP.

Fernandez is married to the former Sol Maritza Casiano and has a two-year-old daughter Alexis.

Coaching Experience

- 2007-present Associate Head Coach, University of Miami
- 2004-07 Assistant Coach, University of Miami
- 2002-04 Assistant Coach, University of South Alabama
- 1995-02 Assistant Coach, University of Central Florida
- 1994-95 Head Coach, Miami Southridge Senior High School
- 1992-94 Head Coach, Miami Coral Park Senior High School
- 1989-91 Graduate Assistant Coach, University of Miami
- 1988-89 Assistant Coach, Barry University

Playing Experience

- 1981-85 Four-year letterman, Stetson University
- 1984-85 Team MVP

Education

- 1991 Master of Science in Education –
Sports Administration, University of Miami
- 1985 Bachelor's Degree in Business Administration -
Finance, Stetson University

STAFF



Jorge Fernandez with his wife Maritza and their daughter Alexis.

Assistant Coach Jake Morton

UBASKETBALL



Jake Morton returns to his alma mater for his first season as an assistant coach with the Hurricane basketball program.

A four-year letterwinner at Miami from 1988-93, Morton's homecoming follows a three-year stint at James Madison where he served as an assistant coach under Dean Keener.

Prior to joining the JMU staff in 2004, Morton served as an assistant coach at St. Francis (Pa.) from 2000-04 following a one-year stay at Bowie State during the 1999-

2000 campaign.

As a player with the Hurricanes, Morton tallied 909 points, 245 rebound and 194 assists during his UM career.

With his name scattered throughout the Hurricane record books, Morton ranks seventh all-time in UM history in three-pointers made (136), eighth in three-pointers attempted (390) and 12th in career three-point percentage (.349).

During the 1989-90 season, he recorded a team-high 45 steals while averaging 11.0 points per game as a sophomore. That same season, he garnered the team's "Hustle" award – an honor he would earn again following the 1991-92 season – and was named the team's defensive player of the year three separate times.

Following his UM career, Morton went on to play professionally in Israel for six years.

Morton's coaching career began in New York where he served as a counselor and coach at the Five-Star Basketball Camp, which included future collegiate and NBA stars such as Richard Hamilton, Vince Carter and Stephon Marbury.

Morton graduated from UM in 1993 with a degree in general studies.

He is married to the former Robin DeVeaux and has two children, daughter Catherine (9) and son Jalen (6).

Coaching Experience


- 2007-present Assistant Coach, University of Miami
- 2004-07 Assistant Coach, James Madison University
- 2000-04 Assistant Coach, St. Francis (Pa.)
- 1999-00 Assistant Coach, Bowie State

Playing Experience

- 1993-99 Professionally, Israel
- 1988-93 Letterman, University of Miami

Education

- 1993 Bachelor's Degree in General Studies, University of Miami



Morton was a four-year letterwinner for the Hurricanes and ranks among the program's most prolific three-point shooters.



Jake Morton with his wife Robin, daughter Catherine and son Jalen.

Assistant Coach Michael Schwartz

U BASKETBALL



Michael Schwartz enters his first season as an assistant coach and his third season overall as a member of the University of Miami men's basketball program.

For the previous two seasons, Schwartz served as the Coordinator of Basketball Operations at UM before being appointed to an assistant coach this past spring.

In his previous capacity as Coordinator of Basketball Operations, Schwartz handled video operations, including film break-

down and opponent scouting, supervised recruiting mail outs and served as a liaison with the team's managerial staff.

Schwartz joined the Hurricane staff in 2005 after one season as an assistant coach at the University of Texas San Antonio, where he helped guide the Roadrunners to a 15-13 overall record, including a 10-6 mark in Southland Conference play.

Before joining the staff at Texas San Antonio, Schwartz served as the men's basketball video coordinator at The University of Texas for two seasons (2002-04). Schwartz played basketball at Texas in 1998-99 and was a member of the Longhorns Big XII championship team.

Schwartz graduated from Texas in 1999 with a bachelor's degree in speech communications studies, and served as a graduate assistant at Texas from 1999 until 2001.

He left Texas in 2001-02 to join the men's basketball staff at Long Beach State University and returned to Texas as video coordinator in 2002 and was part of the Longhorns run to the NCAA Final Four in 2003 and the NCAA "Sweet 16" in 2004.

A native of Beverly Hills, Calif., Schwartz played collegiate basketball at Sonoma State University (1994-96) before playing one season at Texas.

He also gained experience with USA Basketball as a support staff member for the 2001 World University and Young Men's World Championship Trials — coached by Mike Jarvis and Bob Huggins, the 2000 USA Men's Select Team and the 2000 USA Youth Development Festival.

Schwartz is married to the former Stephanie Chrisman and together they have a seven-month old daughter, Sydney.

Experience


- 2007-present Assistant Coach, University of Miami
- 2005-2007 Coordinator of Basketball Operations, University of Miami
- 2004-05 Assistant Coach, University of Texas San Antonio
- 2002-04 Video Coordinator, University of Texas
- 2001-02 Director of Basketball/Video Operations, Long Beach State University
- 1999-2001 Graduate Assistant, University of Texas

Playing Experience

- 1998-99 Letterman, University of Texas
- 1994-96 Two-year Letterman, Sonoma State

Education

- 1999 Bachelor of Science in Speech Communication Studies, University of Texas



STAFF



Michael Schwartz with his wife Stephanie and daughter Sydney.

Director of Basketball Operations Darren Cohen



Darren Cohen enters his fourth season as Director of Basketball Operations at the University of Miami.

In this capacity, Cohen oversees the day-to-day administrative operations of the men's basketball program.

Cohen joined the Hurricane staff in 2004, after three and a half years serving as the Director of Operations at Double Pump, Inc., a sports event company in Chatsworth, Calif. Among his many duties at Double Pump, Cohen helped to initiate and procure the corporate sponsorship initiatives for companies

like EA Sports, Gatorade, Turner Construction and Connor Sports Flooring.

He also organized the nationally recognized Collegiate Business Conference attended by over 300 collegiate administrators and coaches. Cohen directed all facets of the event including the mailing of invitations and travel arrangements for all guests, and was the primary liaison with the event's hotel headquarters.

From 1999 to 2001, Cohen served as the Director of Basketball Operations at the University of New Mexico. While at New Mexico, Cohen oversaw the day-to-day administrative operation of the men's basketball program, coordinated team travel, served as camp administrator, acted as a liaison between the coaches and senior athletic department administrators and coordinated the roles of the team managers.

Cohen graduated from St. John's University in 1998 with a bachelor's degree in sport management. As a student at St. John's, Cohen served as a team manager during the 1996-97 men's basketball season before being promoted to senior manager prior to the 1997-98 campaign.

Cohen got his start with New York Knicks, serving as a Basketball Operations Assistant for one season (1996-97) as well as a basketball operations intern during the summers of 1993, 1994 and 1996.

Experience

- 2004-Present Director of Basketball Operations, University of Miami
- 2001-04 Director of Operations, Double Pump, Inc., Chatsworth, CA
- 1999-01 Director of Basketball Operations, University of New Mexico
- 1996-97 Basketball Operations Assistant, New York Knicks

Education

- 1998 Bachelor's Degree in Sport Administration, St. John's University



Additional Support Staff



Karen Taylor
Senior Staff Associate

Associate Director of Basketball Operations Toby Lane

U BASKETBALL



Toby Lane, who serves as the Associate Director of Basketball Operations, is in his first season with the University of Miami men's basketball program.

With over 10 years of collegiate experience – ranging from coaching to strength and conditioning to video production – Lane brings a wealth of knowledge to the Hurricane program.

Lane, whose duties at UM include coordinating video operations, supervising recruiting mail outs and serving as a liaison with the team managerial staff, comes to Miami after serving as an assistant coach at Southeast

Missouri State for the last three seasons.

Prior to his three-year stay at Southeast Missouri State, he served as the video coordinator at the University of Oklahoma under head coach Kelvin Sampson from 2002-04. Lane was part of the staff that guided the Sooners to their third-straight Big 12 Tournament championship and an appearance in the 2003 NCAA Elite Eight.

A 1993 graduate of Wichita State University, Lane's background also includes stops at Long Beach State, where he served as the strength and conditioning coach and administrative assistant from 2001-02, and the University of Central Oklahoma, where he served as an assistant coach from 1999-2001 and as a graduate assistant from 1997-99.

Lane also served as the head coach at Goessel High School in Goessel, Kan., for three years (1993-96).

Experience


- 2007-present Coordinator of Basketball Operations, University of Miami
- 2004-07 Assistant Coach, Southeast Missouri State University
- 2002-04 Video Coordinator, University of Oklahoma
- 2001-02 Strength and Conditioning Coach, Long Beach State University
- 1999-01 Assistant Coach, University of Central Oklahoma
- 1997-99 Graduate Assistant Coach, University of Central Oklahoma
- 1996-97 Assistant Coach, Neosho County Community College (Kan.)
- 1993-96 Head Coach, Goessel High School (Kan.)

Playing Experience

- 1988-1990 Mid-America Bible College (Okla.)

Education

- 1999 Masters in General Education, University of Central Oklahoma
- 1993 Bachelor of Arts in Secondary Mathematics Education, Wichita State University
- 1990 Associates Degree, Mid-America Bible College (Okla.)



Team Managers (L-R): Michael Kravitz, Kourosch Agahdel, Head Manager Anthony Eads, Jordan Thomas, Sam Blum, Brian Melnick.



Toby Lane

Team Managers



Anthony Eads
Head Manager



Todor Pandov
Graduate Manager




Jaime Vathieil
Graduate Manager

STAFF



Medical and Athletic Training Staff

UBASKETBALL



Wes Brown
Assistant Athletic Trainer
First Year on Miami Staff

Assistant Athletic Trainer Wes Brown is in his first season with the University of Miami Athletic Training Staff. Along with handling the daily medical needs of the UM men's basketball program, he also serves as the primary athletic trainer for the Hurricane women's rowing team.

Brown joins the UM Athletic Training Staff following a five-year stay at UNC Wilmington where he served as the Director of Sports Medicine for the past three years. While at UNCW, Brown served as the athletic trainer for the men's basketball program, as well as the Seahawk men's track & field team.

Hurricane athletes benefit greatly from Brown's other qualifications as a Performance Enhancement and Corrective Exercise Specialist through the National Academy of Sports Medicine.

Prior to UNCW, he served as the clinical coordinator for the CAATE-accredited athletic training program.

A native of Jacksonville, N.C., Brown earned a bachelor's degree in athletic training from UNCW in 2000, before receiving his master's in athletic training from Old Dominion in 2002.

Athletic Trainers



Scott McGonagle
M.S./A.T.C.
Kansas, 1979
Head Athletic Trainer



Kevin Blasko,
M.S./A.T.C.
Tulsa, 1992
Asst. Athletic Trainer



Megan Rogers
M.P.T./A.T.C./C.S.C.S.
SUNY Cortland, 2003
Asst. Athletic Trainer



Angie Lawrence
M.S./A.T.C.
Appalachian State, 1997
Asst. Athletic Trainer



Kelly Donahue
A.T.C./P.E.S.
Duquesne, 2004
Asst. Athletic Trainer



Ron LeClair
M.S.Ed./A.T.C.
Northeastern, 2002
Asst. Athletic Trainer



Logan Merritt
M.S.Ed./A.T.C.
West Virginia, 2004
Asst. Athletic Trainer



Joe Ochoa
M.S.Ed./A.T.C.
Sacramento State, 2004
Asst. Athletic Trainer



Lisa Sahagun
M.S.Ed./A.T.C.
Northern Arizona, 2003
Asst. Athletic Trainer



Dr. John Uribe, M.D.
Team Physician & Orthopedic Surgeon

Renowned as one of the finest sports medicine specialists in the nation, Dr. John Uribe, M.D., is in his 21st season of service to the University of Miami as the Team Physician & Orthopedic Surgeon.

In his role as Team Physician & Orthopedic Surgeon, Uribe is the primary physician who deals with Hurricane athletes when injuries occur. He is usually the attending physician when Miami student-athletes undergo surgery and has been serving the Hurricanes since the 1987 season. He also has served as Associate Professor and Head of the

Sports Medicine Division of the Department of Orthopedic Surgery at the University of Miami.

Uribe came to Coral Gables after three years as Orthopedic Surgeon Chief at Tripler Army Medical Center in Honolulu, Hawaii. Since coming to Miami, Uribe's high standard of care has enabled him to develop a client list that includes many of the nation's most prominent athletes, many of whom developed close relationships with him during their times as University of Miami student-athletes.

Uribe received his M.D. from the University of North Carolina at Chapel Hill in 1976. He is married to Nancy Reiersen, M.D., and the couple have three children: Alex, Michael and Julia.

Medical Staff



Richard Mariani,
D.D.S.
Miami, 1957
Dentistry



Stuart Kline,
D.D.S.
Pittsburgh, 1952
Maxio-Facial Surgery



Keith Hechtman,
M.D.
Miami, 1979
Orthopedics



John Zvijac,
M.D.
SUNY-Buffalo, 1986
Orthopedics



Michael Robinson,
D.M.D.
Miami, 1991
Dentistry



Marco Leyte-Vidal,
D.M.D.
Miami, 1982
Dentistry



Chris Mariani,
D.D.S.
Emory, 1981
Dentistry



Larry Brown,
D.D.S.
Columbia, 1987
Dentistry



Irma Rey, M.D.
Miami, 1981
Internal Medicine



Juan Fernandez,
M.D.
Miami, 1986
Nephrologist



George Munoz, M.D.
Mount Sinai, 1980
Internal Medicine



David Morris, M.D.
Miami, 1994
Internal Medicine



Gilbert Concepcion,
M.D., Central Eastern
University, 1982
Cardiovascular Diseases,
Cardiac Electrophysiology



Mario R. Villoch,
M.D.
Miami, 1987
Cardiology



Stephen Morris,
O.D.
Miami, 1961
Optometry



Elliott Grusky,
D.C.
Logan College,
1977
Chiropratic



Lawrence Grusky,
D.C.
Palmer College
1980
Chiropratic



Kevin Eiko,
Ed.D., C.A.C.
West Virginia, 1989
Performance
Consultant



Jim Losito, M.D.
California College of
Pediatric Medicine, 1985
Pediatric Medicine and
Surgery



Strength and Academic Staff

U BASKETBALL



Mac Calloway
Assistant Strength and Conditioning Coach
Third Year at Miami

The men's basketball strength and conditioning program operates under the guidance of assistant strength and conditioning coach Mac Calloway, who also oversees the women's volleyball and men's tennis strength programs at the University of Miami.

Calloway, who is one of the few collegiate strength and conditioning coaches used to conduct testing at the NBA Combine, is a certified strength and conditioning specialist through the National Strength and Conditioning Association and is also certified as a USA Weightlifting Club Coach. He came to Miami in 2005 after serving a year as an assistant strength and conditioning coach at Clemson University.

Prior to working at Clemson, Calloway worked a one-year stint at the University of Dayton where he served as the head basketball strength and conditioning coach while helping the Flyers to the Atlantic-10 Championship and an automatic bid to the NCAA Tournament.

From 2000-02, Calloway gained experience in the professional ranks serving as the head strength and conditioning coach for the WNBA's Orlando Miracle and as an assistant strength coach with the NBA's Orlando Magic.

Calloway, a member of the National Strength and Conditioning Association, has conducted testing at the NBA Chicago Combine for Rookies every year since 2004.

A member of the National Academy of Sports Medicine, Calloway earned a degree in Health Science Education from the University of Florida's College of Health and Human Performance in 2000.

Strength and Conditioning Staff



Andreu Swasey
 Head Strength and Conditioning Coach



Cols Colas
 Strength and Conditioning Assistant



Jimmy Goins
 Strength and Conditioning Assistant



Victor Ishmael
 Strength and Conditioning Assistant



Andrew Klich
 Strength and Conditioning Assistant



STAFF



Leigh Husband
Coordinator of Academic Advising
Tenth Year at Miami

Entering her tenth season at the University of Miami, Leigh Husband is responsible for academic advising for men's basketball, women's soccer and men's and women's tennis.

Husband, who has 17 years of experience in the field of athletic academic advising, came to Miami in 1998 following a four-year stint at Marquette where she served as Coordinator of Academic Support and Student Services.

During her tenure at Miami, Husband has mentored men's basketball student-athletes to 16 conference academic all-star selections. The men's basketball team boasted a 3.03 team GPA during the spring of 2006 and placed three players on the ACC All-Academic Basketball Team, more than any other school in the league. In 2007, the Hurricanes added another pair of ACC All-Academic Team picks and was one of just three programs with multiple selections.

In addition, she worked with former Hurricane and current member of the NBA's Portland Trail Blazers, James Jones, who in 2003 earned Academic All-America honors. Since Husband joined the Hurricane staff in 1998, 20 of 22 men's basketball players that completed their eligibility at Miami earned their degrees.

Husband earned her bachelor of science in secondary education from the University of Vermont in 1991. In 1993, she received her master of science in college student personnel from Indiana University.

Husband, originally from Brightwaters, N.Y., is married to Jamie Husband and is the mother of seven-year old Ross.

Academic Staff



Roger Bell (M.S.)
 Associate Athletic Director for Academic Service



David Wyman (M.S.)
 Director of Academic Services



Christine Scheets (B.A.)
 Learning Specialist/ Academic Advisor



Christopher Doell
 Academic Advisor/Tutor Coordinator



Spencer Welbom
 Academic Advisor



Tommy Jones
 Academic Advisor

Hurricane Staff

UBASKETBALL



Linda Britton
Director of Internet
Communications



Ryan Bucher
Director of Events



Lee Butler
Assistant Director of
Events



Michelle Bynum
Customer Service
Representative



Melissa Cedeño
Staff Accountant



Chris Cohen
Director of
Development for
Major Gifts



Carla Collins
Assistant Director for
Marketing



Gary Collins
Assistant Equipment
Manager



Stewart Cramer
Coordinator of Video
& Computers



Sarai Crane
Assistant Director of
Development for Annual
Giving



George Cunningham
Director of New
Construction and
Renovations



Steve DeBardelaben
Team Chaplain



Amy Ferguson
Director of
Development for
Annual Giving



Debbie Hagen
Coordinator of Athletic
Medical Insurance &
Records



Jennifer Hawkins
Senior Staff
Associate



Emily Horowitz
Coordinator for
Business Operations



Timothy Jackson
Assistant
Coordinator of Video
& Computers



Alex Kelley
Assistant Director for
Marketing



Jeremy Lamb
Director of Ticket
Operations



Dorothy Lewis
Assistant Director for
Business Operations



Max Lorber
Marketing Coordinator



Stephanie Mansdorf
Assistant Director of
Development for
Special Events



Jesse Marks
Assistant Director of
Development for
Annual Giving



Joslyne Mathieu
Assistant Director for
Business Operations



Brad Matthews
Associate Director for
Ticket Sales



Ralph Nogueras
Assistant Equipment
Manager



Bobby Revilla
Head Equipment Manager



Sal Sandate
Assistant Director for
Development for
Major Gifts



Meredith Scarlata
Associate Director
for Business
Operations



Ira Stanley
Director of Facilities



Bruce Thompson
Assistant Director of
Development for
Major Gifts



Patricia Vazquez-Bello
Associate Director of Ticket
Operations



Dorothy Wehr
Receptionist



Steve Wojcikowski
Assistant Director of
Events




Dwayne Collins

THE HURRICANES

#32 Brian Asbury

U BASKETBALL

**6-7, 215, Junior, Guard/Forward
Miami, Fla. (South Miami)**



As A Sophomore (2006-07)

Started 31-of-32 games played...ranked second on the team in scoring (11.7), rebounding (5.9), free throw percentage (.762) and average minutes played (30.5)...led the team in steals (46), blocks (20) and defensive rebounding (3.7)...ranked 12th in the ACC with 6.3 rebounds per game and seventh in the league with 1.50 steals per game in conference play...averaging 10.7 more points per game than he did the previous season, ranked fourth in the ACC in scoring average improvement from the 2005-06 season to the 2006-07 season...registered career highs in every statistical category...scored a

personal-best 19 points on three separate occasions, including a Jan. 14 effort versus Duke...pulled down a career-high 14 rebounds at Clemson (2-28-07)...scored 16 points with eight rebounds in a win over No. 21 Georgia Tech (12-3-06)...grabbed 10 rebounds and added seven points in a Jan. 10 win at No. 25 Maryland...scored 11 points with six rebounds to help UM knock off No. 19 Virginia (2-21-07)...netted 12 points with seven rebounds in an upset over fifth-seeded and 21st-ranked Maryland (3-8-07) in the first round of the ACC Tournament...scored in double figures in 19-of-32 games played.

As A Freshman (2005-06)

Saw action in 32 games, averaging 1.0 points and 1.4 rebounds in 7.8 minutes per game...named to the 2006 ACC All-Academic Basketball


Team...played 14 minutes against North Carolina A&T (11-22-05), recording two points, a season-high six rebounds and two steals...recorded a season-high nine points in a season-high 19 minutes of action against Morgan State (11-19-05)...made his collegiate debut against Texas-Arlington (11-13-05), playing 17 minutes and scoring seven points on 3-4 shooting from the field...played four minutes against Michigan (3-22-06), recording one rebound and one steal...did not score in two minutes against Creighton (3-20-06)...did not score in one minute of action in Miami's opening round game against Oklahoma State (3-15-06).

High School

Named Miami-Dade County Player of the Year, and received first-team all-state honors after averaging 27.0 points and 9.0 rebounds per game as a senior...also contributed 4.0 assists, 2.0 steals and 2.0 blocks per game leading his team to the regional finals...team MVP as a senior...ranked 65th in the nation by Rivals.com and Scout.com...averaged 20.0 points and 10.1 rebounds per game as a junior leading his team to the State finals...named the preseason No. 1 player in Miami-Dade as a junior and was selected to the first team at the state Final Four...served as team captain both junior and senior years...saw varsity action as a sophomore, averaging 17.5 points and 8.0 rebounds en route to a regional playoff berth and team MVP selection...scored a career-high 36 points while grabbing 12 rebounds and dishing out seven assists against IMG Prep...coached by Fred Jones.

Personal

Majoring in Sports Administration...nicknamed "B-Smooth" and "A.B."...ran cross country in high school and enjoys reading and playing video games...was on the honor roll as a senior in high school.



Brian Asbury with Sue Mullane, Associate Professor, Sports Administration

Career Stats

Year	GP	GS	Min	Avg	FG	FGA	Pct	3FG	FGA	Pct	FT	FTA	Pct	Off	Def	Reb	Avg	PF	FO	Ast	TO	Blk	Stl	Pts	Avg
2005-06	32	0	249	7.8	11	55	.200	3	24	.125	8	15	.533	14	32	46	1.4	18	0	11	19	0	10	33	1.0
2006-07	32	31	975	30.5	133	300	.443	30	102	.294	77	101	.762	73	117	190	5.9	62	2	41	41	20	46	373	11.7
TOTAL	64	31	1224	19.1	144	355	.406	33	126	.262	85	116	.733	87	149	236	3.7	80	2	52	60	20	56	406	6.3

#32 Brian Asbury

U BASKETBALL

Game-By-Game Stats

2005-06

Opponent	Date	GS	Min	FG	FGA	3FG	FGA	FT	FTA	Reb	Avg	FO	A	TO	Blk	Stl	Pts	Avg
vs Texas-Arlington	11/13/05	17	3	4	1	2	0	0	0	2	2.0	0	1	2	0	1	7	7.0
vs Air Force	11/14/05	13	0	1	0	0	0	0	0	2	2.0	0	0	0	0	0	0	3.5
vs Wisconsin-Green Bay	11/15/05	17	0	5	0	2	0	0	1	1	1.7	0	1	3	0	0	0	2.3
MORGAN ST.	11/19/05	19	3	6	1	3	2	5	4	2	2.3	0	0	0	0	0	9	4.0
NORTH CAROLINA A&T	11/22/05	14	1	5	0	3	1	2	6	3	3.0	0	1	2	0	2	3	3.8
at Temple	11/27/05	4	0	1	0	1	0	0	0	0	2.5	0	1	1	0	0	0	3.2
at Michigan	11/29/05	7	0	1	0	1	0	0	1	2	2.3	0	0	1	0	0	0	2.7
BIRM.-SOUTHERN	12/03/05	14	1	2	0	1	0	0	3	2	2.4	0	2	2	0	2	2	2.6
WOFFORD COLLEGE	12/10/05	7	1	2	1	2	1	2	0	2	2.1	0	0	2	0	0	4	2.8
at NC ST.	12/18/05	2	0	2	0	1	0	0	0	0	1.9	0	0	0	0	0	0	2.5
vs Louisville	12/31/05	4	0	0	0	0	0	0	0	0	1.7	0	0	0	0	0	0	2.3
SACRED HEART	01/02/06	6	0	3	0	1	0	0	3	1	1.8	0	1	0	0	0	0	2.1
MARYLAND	01/07/06	7	0	3	0	1	2	2	5	2	2.1	0	0	0	0	0	2	2.1
at North Carolina	01/14/06	8	0	3	0	0	0	0	3	2	2.1	0	0	0	0	0	0	1.9
CLEMSON	01/18/06	11	0	1	0	1	0	0	2	2	2.1	0	0	1	0	1	0	1.8
BOSTON COLLEGE	01/21/06	6	0	1	0	0	0	0	1	2	2.1	0	0	0	0	0	0	1.7
at Virginia	01/24/06	3	0	1	0	0	0	0	0	0	1.9	0	0	0	0	0	0	1.6
at Florida ST.	01/29/06	10	1	3	0	1	0	0	1	1	1.9	0	0	0	0	2	2	1.6
WAKE FOREST	01/31/06	7	1	2	0	1	1	2	1	1	1.8	0	0	0	0	0	3	1.7
at Georgia Tech	02/04/06	7	0	1	0	0	1	2	1	1	1.8	0	1	0	0	0	1	1.7
NORTH CAROLINA ST.	02/08/06	6	0	0	0	0	0	0	0	1	1.8	0	0	2	0	0	0	1.6
NORTH CAROLINA	02/12/06	12	0	2	0	1	0	0	2	1	1.8	0	0	0	0	0	0	1.5
at Boston College	02/16/06	8	0	1	0	1	0	0	0	0	1.7	0	0	0	0	0	0	1.4
at Duke	02/19/06	3	0	1	0	1	0	0	1	1	1.7	0	0	0	0	0	0	1.4
VIRGINIA TECH	02/22/06	10	0	1	0	0	0	0	2	1	1.7	0	1	0	0	0	0	1.3
at Maryland	03/01/06	5	0	1	0	0	0	0	0	0	1.6	0	0	1	0	0	0	1.3
FLORIDA ST.	03/05/06	10	0	1	0	0	0	0	1	1	1.6	0	1	0	0	1	0	1.2
vs Clemson	03/09/06	0	0	0	0	0	0	0	0	0	1.5	0	0	1	0	0	0	1.2
vs Duke	03/10/06	5	0	0	0	0	0	0	2	1	1.6	0	1	0	0	0	0	1.1
OKLAHOMA ST.	03/15/06	1	0	1	0	0	0	0	0	0	1.5	0	0	0	0	0	0	1.1
at Creighton	03/20/06	2	0	0	0	0	0	0	0	0	1.5	0	0	1	0	0	0	1.1
at Michigan	03/22/06	4	0	0	0	0	0	0	0	1	1.4	0	0	0	0	1	0	1.0
Totals		0	249	11	55	3	24	8	15	46	1.4	0	11	19	0	10	33	1.0

2006-07

Opponent	Date	GS	Min	FG	FGA	3FG	FGA	FT	FTA	Reb	Avg	FO	A	TO	Blk	Stl	Pts	Avg
FIU	11/11/06	27	2	7	1	3	2	8	7	7	7.0	0	1	0	1	2	7	7.0
ALCORN ST.	11/14/06	24	7	10	1	3	0	0	6	6	6.5	0	1	1	1	3	15	11.0
at Evansville	11/17/06	20	4	10	0	3	0	1	6	6	6.3	0	1	1	0	1	8	10.0
vs Buffalo	11/18/06	25	4	7	0	1	1	3	5	6	6.0	0	0	1	0	0	9	9.8
vs Cleveland ST.	11/19/06	24	3	6	0	1	2	3	8	6	6.4	0	2	3	0	0	8	9.4
LAFAYETTE	11/25/06	25	8	12	2	5	1	4	6	6	6.0	0	1	2	3	3	19	11.0
at Northwestern	11/28/06	37	3	11	3	6	0	0	7	6	6.1	0	1	3	0	1	9	10.7
GEORGIA TECH	12/03/06	33	6	8	1	2	3	4	8	6	6.4	0	3	0	1	1	16	11.4
LEHIGH	12/09/06	30	5	8	5	8	3	5	2	5	5.9	0	2	2	0	1	18	12.1
MISSISSIPPI ST.	12/11/06	36	5	13	2	9	2	4	8	6	6.1	0	1	2	1	0	14	12.3
STETSON	12/16/06	29	7	9	4	6	0	0	6	6	6.1	0	6	0	0	1	18	12.8
BINGHAMTON	12/20/06	32	3	11	0	6	9	10	5	6	6.0	0	0	2	0	2	15	13.0
at Louisville	12/23/06	29	2	9	0	2	3	4	6	6	6.0	0	1	2	1	3	7	12.5
vs Nebraska	12/30/06	35	6	12	1	2	6	6	5	5	5.9	0	0	0	1	3	19	13.0
at Massachusetts	01/02/07	18	0	5	0	0	1	2	2	2	5.7	0	0	2	0	0	1	12.2
WAKE FOREST	01/06/07	25	3	7	1	3	2	2	7	5	5.8	0	0	0	0	1	9	12.0
at Maryland	01/10/07	25	2	7	1	2	2	2	10	6	6.0	0	0	2	2	0	7	11.7
DUKE	01/14/07	38	6	10	2	5	6	3	5	5	5.8	0	1	0	0	2	19	12.1
at Boston College	01/16/07	33	5	14	0	5	3	3	4	5	5.7	0	4	3	0	4	13	12.2
at Florida ST.	01/20/07	29	2	7	0	2	8	9	7	5	5.8	0	2	2	0	0	12	12.2
VIRGINIA TECH	01/23/07	35	6	14	0	2	2	3	5	5	5.8	0	2	2	0	2	14	12.2
at North Carolina	01/31/07	30	2	10	1	4	1	2	3	5	5.6	0	1	1	1	2	6	12.0
at Virginia	02/03/07	26	4	11	1	2	3	3	4	5	5.6	0	1	0	1	0	12	12.0
BOSTON COLLEGE	02/07/07	34	6	13	0	2	0	0	3	5	5.5	0	0	1	0	4	12	12.0
NC ST.	02/10/07	37	6	13	1	4	4	4	4	4	5.4	0	4	0	2	0	17	12.2
at Wake Forest	02/17/07	28	5	9	0	3	1	1	8	5	5.5	0	2	1	1	4	11	12.1
VIRGINIA	02/21/07	38	3	5	1	2	4	4	6	5	5.5	0	0	1	1	0	11	12.1
at Virginia Tech	02/24/07	29	1	6	0	1	0	0	5	5	5.5	0	1	0	0	1	2	11.7
at Clemson	02/28/07	33	4	9	0	1	1	2	14	5	5.8	1	1	3	0	3	9	11.6
FLORIDA ST.	03/03/07	38	7	11	2	4	0	0	9	5	5.9	1	1	1	1	0	16	11.8
vs Maryland	03/08/07	39	2	8	0	2	8	9	7	5	5.9	0	0	2	1	2	12	11.8
vs Boston College	03/09/07	34	4	8	0	1	0	0	6	5	5.9	0	1	1	1	0	8	11.7
Totals		31	975	133	300	30	102	77	101	190	5.9	2	41	41	20	46	373	11.7



Career Highs

Points	19 vs. three opponents
FGM	8 vs. Lafayette (11/25/06)
FGA	14 vs. two opponents
3 FGM	5 vs. Lehigh (12/9/06)
3 FGA	9 vs. Mississippi St. (12/11/06)
FTM	9 vs. Binghamton (12/20/06)
FTA	10 vs. Binghamton (12/20/06)
Reb	14 at Clemson (2/28/07)
Assist	6 vs. Stetson (12/16/06)
Blocks	3 vs. Lafayette (11/25/06)
Steals	4 vs. three opponents
Minutes	39 vs. Maryland (3/8/07)

Getting to Know U

- Favorite sport to watch (other than basketball):** Football
- Favorite athlete(s):** Kobe Bryant
- Favorite pro sports team:** Los Angeles Lakers
- Favorite Movies:** Bad Boys I and II
- Favorite TV Shows:** CSI Miami
- If I could have one superpower:** Speed
- Favorite musicians:** Rick Ross, Lil Wayne, Plies, T.I., and Young Dro
- I hate to admit it, but I love:** Being around my mom
- Best advice ever received:** Stay humble and humble yourself
- If I could meet anyone, alive or dead, it would be:** Kobe Bryant
- Favorite foods:** Fish with grits and rice, steak and rice, and meatloaf
- If you could run practice for a day, what would you focus on?** Defense
- Reality show you would most like to be on:** College Hill
- Three songs on a playlist that get you ready for a game?** Plies' I am the Club, Rick Ross' Where My Money, and Young Dro's I am a G
- If you could be famous for something other than basketball, what would it be:** President of the United States
- Why did you choose your major:** Because I like working around the sports field
- What is one of the best things about playing basketball at UM:** Being close to home and playing in front of my family and my high school fans and friends

THE HURRICANES

#21 Dwayne Collins

UBASKETBALL

**6-8, 232, Sophomore, Forward/Center
Miami, Fla. (Miami Senior)**



As a Freshman (2006-07)

Started 22-of-32 games played as a true freshman...ranked second on the team in rebounding (6.5), fifth in scoring (8.6) and third in field goal percentage (.538)...led the ACC in offensive rebounding (3.3) and ranked 10th in the league in rebounds per game (6.5)...averaged more offensive rebounds (4.1) in conference games than any other player in the ACC...averaged 9.6 points and 7.3 rebounds per game in ACC play...recorded five double-doubles on the year which ranked second among all ACC freshmen...led the team with 44 dunks on the season which was the highest individual

total since the 1988-89 season...ranked fourth on the team with 12 double-figure scoring games and led the team in double-digit rebounding efforts (7)...pulled down 12-or-more rebounds in six games, including a 14-rebound effort against Virginia (2/21/07)...scored 10 points with 12 rebounds against Florida International (11/11/06) in his UM debut becoming the first Hurricane to record a double-double in a debut since 1986...scored a season-high 24 points on the road at Boston College (1/16/07), marking the highest scoring output by a Hurricane freshman since Darius Rice registered a 28-point outing against Villanova Feb. 17, 2001...averaged 18.0 points and 8.5 rebounds in road games at Boston College (1/16/07) and

Florida State (1/20/07) en route to being named the ACC Co-Rookie of the Week accolades Jan. 22, becoming the first UM player in Miami history to garner ACC Rookie of the Week honors...hit a personal-best 10 field goals at Boston College (1/16/07)...scored 12 points with 12 rebounds to help lead UM to an upset over fifth-seeded and 21st-ranked Maryland (3/8/07) in the first round of the ACC Tournament...averaged 10.2 points and 9.8 rebounds over the last nine games of the season.

High School

Miami Senior...all-state and All-Dade County as a junior and senior...averaged 24 points, 13 rebounds, three assists and two blocks per game as a senior...helped lead Miami Senior to the state title as a junior averaging 18 points, 11 rebounds and four blocks...was rated the 82nd best prospect in the nation prior to his senior season by scout hoops.com...ranked 65th in the nation by The Sporting News...named high honorable mention All-American and All-Metro (Miami) by Street & Smith...coached by Marcus Carreno.

Personal

Nickname is "DC"...undeclared, English major.



Dwayne Collins with Monique Rosenberg, Professor, Math

Career Stats

Year	GP	GS	Min	Avg	FG	FGA	Pct	3FG	FGA	Pct	FT	FTA	Pct	Off	Def	Reb	Avg	PF	FO	Ast	TO	Blk	Stl	Pts	Avg
2006-07	32	22	806	25.2	106	197	.538	0	0	.000	62	107	.579	105	102	207	6.5	83	3	20	46	18	20	274	8.6
TOTAL	32	22	806	25.2	106	197	.538	0	0	.000	62	107	.579	105	102	207	6.5	83	3	20	46	18	20	274	8.6

#21 Dwayne Collins

U BASKETBALL

Game-By-Game Stats

2006-07

Opponent	Date	GS	Min	FG	FGA	3FG	FGA	FT	FTA	Reb	Avg	FO	A	TO	Blk	Stl	Pts	Avg
FIU	11/11/06	20	5	9	0	0	0	0	0	12	12.0	0	0	3	1	2	10	10.0
ALCORN ST.	11/14/06	16	4	7	0	0	1	4	3	7.5	0	2	0	1	1	1	9	9.5
at Evansville	11/17/06	29	5	7	0	0	4	5	8	7.7	0	0	1	1	1	1	14	11.0
vs Buffalo	11/18/06	16	1	2	0	0	0	0	4	6.8	0	2	1	0	1	0	2	8.8
vs Cleveland St.	11/19/06	13	0	1	0	0	3	4	3	6.0	0	0	1	0	0	0	3	7.6
LAFAYETTE	11/25/06	16	2	3	0	0	2	4	4	5.7	0	3	2	0	3	6	7.3	0
at Northwestern	11/28/06	1	0	1	0	0	0	2	2	5.1	0	0	0	0	0	0	0	6.3
GEORGIA TECH	12/03/06	24	3	4	0	0	0	2	5	5.1	1	0	1	0	2	6	6.3	0
LEHIGH	12/09/06	20	1	2	0	0	0	0	7	5.3	0	1	0	1	2	2	5.8	0
MISSISSIPPI ST.	12/11/06	29	7	10	0	0	0	0	6	5.4	0	0	1	5	0	14	6.6	0
STETSON	12/16/06	22	3	4	0	0	2	2	2	5.1	0	0	0	1	0	8	6.7	0
BINGHAMTON	12/20/06	21	1	3	0	0	1	2	5	5.1	0	0	1	1	0	3	6.4	0
at Louisville	12/23/06	35	6	9	0	0	5	7	8	5.3	0	0	4	1	0	17	7.2	0
vs Nebraska	12/30/06	23	4	6	0	0	0	0	6	5.4	0	0	2	0	1	8	7.3	0
at Massachusetts	01/02/07	34	1	3	0	0	3	6	5	5.3	0	0	3	0	2	5	7.1	0
WAKE FOREST	01/06/07	21	2	3	0	0	3	4	4	5.3	0	0	0	0	0	7	7.1	0
at Maryland	01/10/07	23	6	9	0	0	2	3	12	5.6	1	0	1	1	1	14	7.5	0
DUKE	01/14/07	23	1	2	0	0	4	8	2	5.4	0	2	3	1	0	6	7.4	0
at Boston College	01/16/07	31	10	18	0	0	4	5	13	5.8	0	0	2	0	0	24	8.3	0
at Florida St.	01/20/07	33	4	8	0	0	4	6	4	5.8	0	1	1	1	0	12	8.5	0
VIRGINIA TECH	01/23/07	17	1	1	0	0	2	2	4	5.7	0	0	2	0	0	4	8.3	0
at North Carolina	01/31/07	20	1	5	0	0	0	0	2	5.5	1	1	1	0	0	2	8.0	0
at Virginia	02/03/07	31	2	7	0	0	2	8	5.6	0	1	1	1	0	0	6	7.9	0
BOSTON COLLEGE	02/07/07	38	5	11	0	0	1	2	13	5.9	0	3	2	0	0	11	8.0	0
NC ST.	02/10/07	21	3	4	0	0	3	6	10	6.1	0	0	2	0	2	9	8.1	0
at Wake Forest	02/17/07	33	3	5	0	0	3	4	5	6.0	0	0	0	0	0	9	8.1	0
VIRGINIA	02/21/07	33	4	12	0	0	3	5	14	6.3	0	3	3	1	1	11	8.2	0
at Virginia Tech	02/24/07	38	4	8	0	0	3	7	6	6.3	0	0	3	0	0	11	8.3	0
at Clemson	02/28/07	25	6	10	0	0	1	6	6.3	0	1	1	0	0	0	12	8.4	0
FLORIDA ST.	03/03/07	31	3	6	0	0	3	8	9	6.4	0	0	1	0	0	9	8.5	0
vs Maryland	03/08/07	33	4	10	0	0	4	6	12	6.6	0	0	2	0	1	12	8.6	0
vs Boston College	03/09/07	36	4	7	0	0	0	0	3	6.5	0	0	2	1	0	8	8.6	0
Totals		22	806	106	197	0	0	62	107	207	6.5	3	20	46	18	20	274	8.6

Career Highs

Points 24 at Boston College (1/16/07)
 FGM 10 at Boston College (1/16/07)
 FGA 18 at Boston College (1/16/07)
 3 FGM 0
 3FGA 0
 FTM 5 at Louisville (12/23/06)
 FTA 8 vs. Florida St. (3/3/07)
 Reb 14 vs. Virginia (2/21/07)
 Assists 3 vs. three opponents
 Blocks 5 vs. Mississippi St. (12/11/06)
 Steals 3 vs. Lafayette (11/25/06)
 Minutes 38 vs. two opponents

Getting to Know U

Favorite sport to watch (other than basketball):
 Golf

Favorite sport to play (other than basketball):
 Golf

Favorite athlete(s):
 Kevin Garnett

Favorite pro sports team:
 Miami Heat

Favorite Movies:
 Aladdin, The Grinch, Lion King, all Disney cartoon movies

Favorite TV Shows:
 Fresh Prince, Martin, Aladdin

Where I see myself in five years:
 A lawyer

Where I see myself in ten years:
 A lawyer

If I could have one superpower:
 Speed of lightning

Any game day superstitions:
 Black socks and shoes

Favorite musicians:
 Tupac, Bone Thugs, R. Kelly

Best advice ever received:
 Never give up!

If I could meet anyone, alive or dead, it would be:
 Michael Jackson and Stacy Dash

Favorite foods:
 Wings, mango and ice cream

If you could run practice for a day, what would you focus on?
 Shooting

Reality show you would most like to be on:
 Making the Band

If you could be famous for something other than basketball, what would it be:
 Being the best lawyer in the world

What is one of the best things about playing basketball at UM:
 I'm home



THE HURRICANES

#23 James Dews

UBASKETBALL

**6-4, 203, Sophomore, Guard
Cincinnati, Ohio (Lakota East)**



As a Freshman (2006-07)

Appeared in more games (31) and logged more minutes per game (14.1) than any non-starter...averaged 3.1 points and 1.8 rebounds per game...averaged 3.3 points and 1.7 rebounds in ACC play...one of only five players on the team to play in 31 or more games...scored a season-high 10 points on the road at Virginia (2/3/07), hitting a perfect 4-of-4 attempts from the floor...pulled down a season-high six rebounds in an upset on the road over 25th-ranked Maryland (1/10/07)...scored nine points in 24 minutes of action against Nebraska (12/30/06)...averaged 22.0 minutes and 4.8 points over the last four games of the season...scored five-or-more points in eight games...had three or more rebounds in nine games...recorded at least three field goals in five games.


High School

Lakota East High School...High School Honorable Mention All-American by Street & Smith...ranked in the top 100 by Lindy's, Athlon and

Scout.com...averaged 27.8 points, 4.4 rebounds, 2.0 assists and 2.0 steals per game as a senior...was the Greater Miami Conference Player of the Year, District Player of the Year, Butler County Player of the Year, Southwest Ohio Division Player of the Year, Cincinnati Basketball Hall of Fame Division I Player of the Year and Cincinnati Enquirer Player of the Year...first-team Division I All-Ohio by the Associated Press...first team all-state selection...first team all-city and all-conference...McDonald's All-America nominee...Nike All-American selection...Lakota East High School's all-time leading scorer (1,906)...also ended his career as his school's all-time leader in rebounds and steals...led all of Cincinnati in scoring...high school retired his jersey (23) on February 10, 2006...team captain as a junior and senior...third team all-state as a sophomore and honorable mention all-state as a freshman...first team all-conference as a freshman and sophomore...led conference in scoring as sophomore and ranked second as a freshman...coached by Wally Vickers.

Personal

Nicknamed "JD" and "Dewsey"...enjoys going to the movies and playing video games in his free time...would like to become a high school teacher and coach after his basketball career is over...undeclared, Arts and Sciences major.



James Dews with Raymond Rasch, Professor, Sociology

Career Stats

Year	GP	GS	Min	Avg	FG	FGA	Pct	3FG	FGA	Pct	FT	FTA	Pct	Off	Def	Reb	Avg	PF	FO	Ast	TO	Blk	Stl	Pts	Avg
2006-07	31	0	438	14.1	37	108	.343	16	58	.276	7	12	.583	19	38	57	1.8	45	1	10	7	1	19	97	3.1
TOTAL	31	0	438	14.1	37	108	.343	16	58	.276	7	12	.583	19	38	57	1.8	45	1	10	7	1	19	97	3.1

#23 James Dews

U BASKETBALL

Game-By-Game Stats

2006-07

Opponent	Date	GS	Min	FG	FGA	3FG	FGA	FT	FTA	Reb	Avg	FO	A	TO	Blk	Stl	Pts	Avg
FIU	11/11/06	19	1	4	0	2	0	0	0	3	3.0	0	0	0	0	0	2	2.0
ALCORN ST.	11/14/06	15	1	2	1	2	2	2	1	2.0	0	0	1	0	2	5	3.5	
at Evansville	11/17/06	14	0	2	0	2	1	2	1	1.7	0	0	0	0	4	1	2.7	
vs Buffalo	11/18/06	15	1	3	0	1	0	0	2	1.8	0	0	0	0	0	2	2.5	
vs Cleveland ST.	11/19/06	12	0	2	0	1	0	0	0	1.4	0	0	0	0	0	0	2.0	
LAFAYETTE	11/25/06	17	2	7	0	3	0	0	4	1.8	0	0	0	0	0	4	2.3	
at Northwestern	11/28/06	3	0	2	0	2	0	0	2	1.9	0	0	0	0	0	0	2.0	
GEORGIA TECH	12/03/06	7	0	0	0	0	0	0	0	1.6	0	2	1	0	2	0	1.8	
LEHIGH	12/09/06	11	1	2	1	2	0	0	0	1.4	0	1	1	0	1	3	1.9	
MISSISSIPPI ST.	12/11/06	5	0	1	0	1	0	0	0	1.3	0	0	0	0	0	0	1.7	
STETSON	12/16/06	16	3	5	2	2	0	2	3	1.5	0	2	0	0	1	8	2.3	
BINGHAMTON	12/20/06	6	1	3	0	1	0	0	2	1.5	0	0	0	0	0	2	2.3	
at Louisville	12/23/06	17	0	5	0	2	0	0	4	1.7	0	1	0	0	0	0	2.1	
vs Nebraska	12/30/06	24	3	7	3	7	0	0	1	1.6	0	0	0	0	1	9	2.6	
at Massachusetts	01/02/07	8	0	2	0	1	0	0	2	1.7	0	0	0	0	0	0	2.4	
WAKE FOREST	01/06/07	6	1	2	1	2	0	0	1	1.6	0	0	0	0	0	3	2.4	
at Maryland	01/10/07	13	1	3	1	1	0	0	6	1.9	0	0	0	0	1	3	2.5	
DUKE	01/14/07	12	0	1	0	1	0	0	0	1.8	0	0	0	0	1	0	2.3	
at Boston College	01/16/07	10	0	1	0	1	0	0	2	1.8	0	0	0	0	1	0	2.2	
at Florida ST.	01/20/07	13	3	6	2	4	0	0	4	1.9	0	1	2	0	0	8	2.5	
VIRGINIA TECH	01/23/07	27	1	3	0	1	2	3	2.0	0	0	0	0	0	1	3	2.5	
at North Carolina	01/31/07	17	2	6	1	3	2	2	0	1.9	0	0	0	0	1	7	2.7	
at Virginia	02/03/07	12	4	4	2	2	0	0	5	2.0	0	0	0	0	1	10	3.0	
BOSTON COLLEGE	02/07/07	16	0	4	0	2	0	0	1	2.0	0	1	0	0	0	0	2.9	
NC ST.	02/10/07	12	1	3	0	1	0	0	1	1.9	0	0	0	0	0	2	2.9	
VIRGINIA	02/21/07	14	2	2	0	0	0	0	0	1.8	0	0	0	0	0	4	2.9	
at Virginia Tech	02/24/07	9	1	5	0	3	0	0	2	1.9	0	0	1	0	0	2	2.9	
at Clemson	02/28/07	25	1	3	0	1	0	0	0	1.8	1	1	1	0	0	2	2.9	
FLORIDA ST.	03/03/07	16	2	3	1	2	1	2	0	1.7	0	0	0	0	1	6	3.0	
vs Maryland	03/08/07	24	2	9	1	3	0	0	5	1.8	0	1	0	1	1	5	3.0	
vs Boston College	03/09/07	23	3	6	0	2	0	0	2	1.8	0	0	0	0	1	6	3.1	
Totals		0	438	37	108	16	58	7	12	57	1.8	1	10	7	1	19	97	3.1

Career Highs

Points 10 at Virginia (2/3/07)
 FGM 4 at Virginia (2/3/07)
 FGA 9 vs. Maryland (3/8/07)
 3 FGM 3 vs. Nebraska (12/30/06)
 3 FGA 7 vs. Nebraska (12/30/06)
 FTM 2 vs. two opponents
 FTA 2 vs. six opponents
 Reb 6 at Maryland (1/10/07)
 Assist 2 vs. Stetson (12/16/06)
 Blocks 1 vs. Maryland (3/8/07)
 Steals 4 at Evansville (11/17/06)
 Minutes 27 vs. Virginia Tech (1/23/07)

Getting to Know U

Favorite athlete(s):

Michael Jordan, Jon Kitna, Steve Nash, LeBron James and Chad Johnson

Favorite pro sports team:

Cleveland Cavaliers and Cincinnati Bengals

Favorite Movies:

Love and Basketball, He Got Game, Above the Rim, The Wood, Poofie Tang, Boyz N the Hood, New Jack City, and Eddie Murphy Raw

Favorite TV Shows:

SportsCenter, Fresh Prince, Wayans Brothers, South Park and the Chapelle Show

Where I see myself in 10 years:

Married with at least one kid, being a teacher and coach

If I could have one superpower:

Change the past

Favorite musicians:

Lil Wayne, Dipset, Jay-Z, Usher and R. Kelly

I hate to admit it, but I love:

To sing and dance

Best advice ever received:

Live everyday like it's your last

If I could meet anyone, alive or dead, it would be:

Jesus and Dr. Martin Luther King

Favorite foods:

Bacon, mom's mashed potatoes, steak and grits

If you could run practice for a day, what would you focus on?

Transition and defense

Three songs on a playlist that get you ready for a game?


Lil Wayne's Sky's the Limit, Eminem's Til I Collapse, Lil Wayne's Top Back

If you could be famous for something other than basketball, what would it be:

Singer and/or actor

Why did you choose your major:

My sister is a sixth grade teacher and I love kids




THE HURRICANES

#10 Landon Glover

U BASKETBALL

6-2, 185, Senior, Guard
Montclair, N.J. (Montclair)



As a Junior (2006-07)

Played in two games...saw a total of four minutes of action...pulled down first career rebound Nov. 11 in a win over Alcorn State...recorded first career field goal attempt in same game versus Alcorn State.

High School

Averaged 11 points, four rebounds, 4.5 assists and two steals per game at point guard earning NJIAA first team all-conference honors...led team to a 19-5 record as a senior, including a conference title (12-2) and trip to the Group 4 state semifinals...netted a career-high 26 points against Nutley High School...also played soccer and ran track...member of the National Honor Society.

Personal

Dual major in Finance and Economics...from same high school as N.Y. Giants wide receiver David Tyree.



Landon Glover with Kirsten Cardenas, Professor, Math

Career Stats

Year	GP	GS	Min	Avg	FG	FGA	Pct	3FG	FGA	Pct	FT	FTA	Pct	Off	Def	Reb	Avg	PF	FO	Ast	TO	Blk	Stl	Pts	Avg
2006-07	2	0	4	2.0	0	1	.000	0	0	.000	0	0	.000	1	0	1	0.5	1	0	0	2	0	0	0	0.0
TOTAL	2	0	4	2.0	0	1	.000	0	0	.000	0	0	.000	1	0	1	0.5	1	0	0	2	0	0	0	0.0

#10 Landon Glover

U BASKETBALL

Game-By-Game Stats

2006-07

Opponent	Date	GS	Min	FG	FGA	3FG	FGA	FT	FTA	Reb	Avg	FO	A	TO	Blk	Stl	Pts	Avg	
ALCORN ST.	11/14/06		3	0	1	0	0	0	0	1	1.0	0	0	1	0	0	0	0	0.0
LAFAYETTE	11/25/06		1	0	0	0	0	0	0	0	0.5	0	0	1	0	0	0	0	0.0
Totals			0	4	0	1	0	0	0	1	0.5	0	0	2	0	0	0	0	0.0



Career Highs

Points	0
FGM	0
FGA	1 vs. Alcorn St. (11/14/06)
3 FGM	0
3FGA	0
FTM	0
FTA	0
Reb	1 vs. Alcorn St. (11/14/06)
Assist	0
Blocks	0
Steals	0
Minutes	3 vs. Alcorn State (11/14/06)

Getting to Know U

Have you played any other sports (high school or college):

Soccer and track

Favorite athlete(s):

Lebron James and Steve Nash

Favorite Movies:

The Wood, all three Friday movies, Nothing to Lose, and Crash

Favorite TV Shows:

Animal Planet, Fresh Prince, Entourage, SportsCenter, Family Guy

Where I see myself in five years:

On Wall Street

Where I see myself in 10 years:

Golfing and fishing

If I could have one superpower:

The ability to fly

Favorite musicians:

Jay-Z, Kanye West and Nas

I hate to admit it, but I love:

Baking

Best advice ever received:

Life is way too short to stress

If I could meet anyone, alive or dead, it would be:

Dr. Martin Luther King, Jr.

Favorite foods:

Italian food and soul food

If you could run practice for a day, what would you focus on?

Fast breaks

Reality show you would most like to be on:

The Real World

If you could be famous for something other than basketball, what would it be:

Movie star

Why did you choose your major:

I like math and the possibility of making a lot of money


What is one of the best things about playing basketball at UM:

Road trips and team chemistry

#00 Jimmy Graham

UBASKETBALL

6-8, 245, Junior, Forward
Goldsboro, N.C. (Charis Prep)



As a Sophomore (2006-07)

Started 10-of-24 games played...missed eight games after suffering a broken hand Jan. 10 against Maryland...averaged 5.6 points and 4.0 rebounds per game...ranked second on the team in field goal percentage (.538)...scored in double figures in five games...averaged 9.3 points and 5.0 rebounds over the last four games, including a 12-point, four-rebound effort against Boston College (3/9/07) in the quarterfinals of the ACC Tournament...scored a career-high 13 points against Nebraska (12/30/06)...went 6-of-7 from the floor against the Cornhuskers...pulled down a career-best 13 rebounds versus Stetson

(12/16/06)...recorded a personal-best five blocks, while adding nine points and seven rebounds to help lead to UM to an upset over fifth-seeded and 21st-ranked Maryland (3/8/07) in the first round of the ACC Tournament...scored eight-or-more points in nine games and recorded at least four rebounds in 13 games.

As a Freshman (2005-06)

Played in all 34 games, starting 10...averaged 1.8 points and 2.2 rebounds in 10.6 minutes per game...named to the 2006 ACC All-Academic Team... played 13 minutes against North Carolina (2-12-06) recording two points, three rebounds, two blocks and three steals... posted four points, 10

rebounds, four steals and one block against Wofford (12-10-05)...recorded seven points, four rebounds, one block and one steal in 19 minutes against Birmingham-Southern (12-3-05)... played 16 minutes against North Carolina A&T (11-22-05) recording season highs in points (8) and rebounds (7)... scored six points in 16 minutes, going 4-of-4 from the line against Morgan State (11-19-05)...made first career start against Wisconsin-Green Bay (11-15-05) recording four points and three rebounds in a season-high 24 minutes...made collegiate debut against Texas-Arlington (11-13-05) recording two points and one block in eight minutes...had four points, six rebounds and two blocks in 11 minutes against Duke (3-10-06) at the ACC Tournament.

High School

Charis Prep...averaged 20.7 points, 13.8 rebounds and 4.6 blocks per game as a senior...Street & Smith Honorable-Mention All-American...rated the No. 60 overall prospect in the nation and the No. 16 power forward by Rivals.com...rated 93rd in the nation by Scout.com...Team MVP, Conference MVP and all-state selection as a junior...averaged 18 points, 15 rebounds and eight blocks per game as a junior...also played tennis, baseball and football in high school...coached in basketball by Carlos Peralta

Personal

Majoring in Management... enjoys going to church, the beach and hanging out with his friends and family in his spare time.



Jimmy Graham with Barbara Kahn, Dean, School of Business

Career Stats

Year	GP	GS	Min	Avg	FG	FGA	Pct	3FG	FGA	Pct	FT	FTA	Pct	Off	Def	Reb	Avg	PF	FO	Ast	TO	Blk	Stl	Pts	Avg
2005-06	34	10	361	10.6	24	54	.444	0	0	.000	14	31	.452	30	44	74	2.2	71	3	3	24	14	14	62	1.8
2006-07	24	10	428	17.8	56	104	.538	0	0	.000	23	46	.500	35	60	95	4.0	56	3	11	30	17	11	135	5.6
TOTAL	58	20	789	13.6	80	158	.506	0	0	.000	37	77	.481	65	104	169	2.9	127	6	14	54	31	25	197	3.4

#00 Jimmy Graham

U BASKETBALL

Game-By-Game Stats

2005-06

Opponent	Date	GS	Min	FG	FGA	3FG	FGA	FT	FTA	Reb	Avg	FO	A	TO	Blk	Stl	Pts	Avg	
vs Texas-Arlington	11/13/05	*	8	0	1	0	0	2	2	0	0.0	0	0	0	1	0	2	2.0	
vs Air Force	11/14/05	*	3	0	1	0	0	2	1	0	0.5	0	0	1	0	0	0	1.0	
vs Wisconsin-Green Bay	11/15/05	**	24	2	3	0	0	0	0	3	1.3	0	0	0	1	0	4	2.0	
MORGAN ST.	11/19/05	**	16	1	2	0	0	4	4	0	1.0	1	0	3	0	1	6	3.0	
NORTH CAROLINA A&T	11/22/05	**	16	4	4	0	0	0	4	7	2.2	0	1	2	0	0	8	4.0	
at Temple	11/27/05	**	14	1	1	0	0	0	2	2	2.2	0	0	0	0	0	2	3.7	
at Michigan	11/29/05	**	17	1	1	0	0	0	0	1	2.0	1	0	1	2	0	2	3.4	
BIRM.-SOUTHERN	12/03/05	**	19	3	3	0	0	1	4	4	2.3	0	0	2	1	1	7	3.9	
WOFFORD COLLEGE	12/10/05	**	21	2	6	0	0	0	0	10	3.1	0	0	3	1	4	4	3.9	
at NC ST.	12/18/05	**	20	1	5	0	0	0	4	3	3.2	0	0	0	0	2	2	3.7	
FLORIDA	12/22/05	**	19	0	3	0	0	2	4	3	3.2	1	0	2	2	1	2	3.5	
STETSON	12/27/05	*	9	0	0	0	0	2	4	3	3.3	0	0	1	0	0	2	3.4	
vs Louisville	12/31/05	*	8	0	1	0	0	1	2	2	3.2	0	0	0	0	1	1	3.2	
SACRED HEART	01/02/06	*	4	0	0	0	0	0	0	0	2.9	0	0	1	0	0	0	3.0	
MARYLAND	01/07/06	*	5	1	1	0	0	0	0	0	2.7	0	0	0	0	1	2	2.9	
at North Carolina	01/14/06	*	6	1	1	0	0	0	1	2	2.7	0	0	1	0	0	2	2.9	
CLEMSON	01/18/06	*	9	0	3	0	0	0	0	1	2.6	0	1	0	0	0	0	2.7	
BOSTON COLLEGE	01/21/06	*	7	0	1	0	0	0	0	0	2.4	0	0	1	0	0	0	2.6	
at Virginia	01/24/06	*	4	0	0	0	0	0	0	0	2.3	0	0	0	0	0	0	2.4	
at Florida ST.	01/29/06	*	13	1	2	0	0	0	0	3	2.4	0	0	2	0	0	2	2.4	
WAKE FOREST	01/31/06	*	9	0	1	0	0	0	0	0	2.2	0	0	0	0	0	0	2.3	
at Georgia Tech	02/04/06	*	5	1	1	0	0	1	2	0	2.1	0	0	0	0	0	3	2.3	
NORTH CAROLINA ST.	02/08/06	*	3	0	0	0	0	0	0	0	2.1	0	0	0	0	0	0	2.2	
NORTH CAROLINA	02/12/06	*	13	1	2	0	0	0	0	3	2.1	0	0	0	2	3	2	2.2	
at Boston College	02/16/06	*	8	0	0	0	0	0	0	0	2.2	0	0	0	0	0	0	2.1	
at Duke	02/19/06	*	13	0	3	0	0	1	2	6	2.3	0	0	1	0	0	1	2.1	
VIRGINIA TECH	02/22/06	*	9	0	0	0	0	0	0	3	2.3	0	0	2	0	0	0	2.0	
at Maryland	03/01/06	*	7	0	2	0	0	0	0	3	2.4	0	0	1	0	0	0	1.9	
FLORIDA ST.	03/05/06	*	10	1	1	0	0	0	0	1	2.3	0	1	0	2	0	2	1.9	
vs Clemson	03/09/06	*	7	0	0	0	0	0	0	0	2.2	0	0	0	0	0	0	1.9	
vs Duke	03/10/06	*	11	2	3	0	0	0	0	6	2.4	0	0	0	2	0	4	1.9	
OKLAHOMA ST.	03/15/06	*	10	1	2	0	0	0	0	1	2.3	0	0	0	0	0	2	1.9	
at Creighton	03/20/06	*	10	0	0	0	0	0	0	0	2.2	0	0	0	0	0	0	1.9	
at Michigan	03/22/06	*	4	0	0	0	0	0	0	0	2.2	0	0	0	0	0	0	1.8	
Totals			10	361	24	54	0	0	14	31	74	2.2	3	3	24	14	14	62	1.8

2006-07

Opponent	Date	GS	Min	FG	FGA	3FG	FGA	FT	FTA	Reb	Avg	FO	A	TO	Blk	Stl	Pts	Avg	
FIU	11/11/06	*	29	3	6	0	0	4	7	4	4.0	0	2	1	2	1	10	10.0	
ALCORN ST.	11/14/06	*	15	4	9	0	0	3	4	4	4.0	0	2	1	1	1	11	10.5	
at Evansville	11/17/06	**	21	5	11	0	0	0	0	5	4.3	0	0	1	0	1	10	10.3	
vs Buffalo	11/18/06	*	16	4	6	0	0	1	2	2	3.8	0	1	0	0	1	9	10.0	
vs Cleveland ST.	11/19/06	**	10	3	3	0	0	2	4	2	3.4	0	0	2	0	0	8	9.6	
LAFAYETTE	11/25/06	**	12	1	3	0	0	0	0	3	3.3	0	0	0	0	0	2	8.3	
at Northwestern	11/28/06	**	28	2	3	0	0	1	2	3	3.3	0	1	0	0	1	5	7.9	
GEORGIA TECH	12/03/06	**	14	2	5	0	0	1	2	9	4.0	1	0	0	1	0	5	7.5	
LEHIGH	12/09/06	**	27	2	3	0	0	2	4	4	4.0	0	0	4	0	1	6	7.3	
MISSISSIPPI ST.	12/11/06	*	8	0	1	0	0	0	0	1	3.7	0	0	1	1	0	0	6.6	
STETSON	12/16/06	*	21	0	0	0	0	2	13	4.5	0	2	1	1	1	0	0	6.0	
BINGHAMTON	12/20/06	*	24	2	3	0	0	2	5	6	4.7	0	1	0	1	0	6	6.0	
at Louisville	12/23/06	*	3	0	1	0	0	0	0	1	4.4	0	0	0	0	0	0	5.5	
vs Nebraska	12/30/06	*	23	6	7	0	0	1	2	2	4.2	0	2	2	0	0	13	6.1	
at Massachusetts	01/02/07	*	6	0	0	0	0	0	0	0	3.9	0	0	1	0	0	0	5.7	
WAKE FOREST	01/06/07	*	12	0	0	0	0	0	0	1	3.8	0	0	1	0	0	0	5.3	
at Maryland	01/10/07	*	9	1	4	0	0	0	0	5	3.8	0	0	2	1	0	2	5.1	
at Wake Forest	02/17/07	*	12	1	4	0	0	0	0	2	3.7	0	0	1	0	0	2	4.9	
VIRGINIA	02/21/07	*	21	2	4	0	0	1	4	5	3.8	0	0	1	0	1	5	4.9	
at Virginia Tech	02/24/07	*	16	2	3	0	0	0	0	3	3.8	1	0	3	0	0	4	4.9	
at Clemson	02/28/07	*	25	4	7	0	0	1	2	4	3.8	0	0	1	0	1	9	5.1	
FLORIDA ST.	03/03/07	*	29	3	5	0	0	1	2	5	3.8	0	0	2	3	0	7	5.2	
vs Maryland	03/08/07	*	20	4	7	0	0	1	2	7	4.0	0	0	1	5	1	9	5.3	
vs Boston College	03/09/07	*	27	5	9	0	0	2	2	4	4.0	1	0	4	1	1	12	5.6	
Totals			10	428	56	104	0	0	23	46	95	4.0	3	11	30	17	11	135	5.6



Career Highs

Points	13 vs. Nebraska (12/30/06)
FGM	6 vs. Nebraska (12/30/06)
FGA	11 at Evansville (11/17/06)
3 FGM	0
3 FGA	0
FTM	4 vs. two opponents
FTA	7 vs. FIU (11/11/06)
Reb	13 vs. Stetson (12/16/06)
Assist	2 vs. four opponents
Blocks	5 vs. Maryland (3/8/07)
Steals	3 vs. UNC (2/12/06)
Minutes	29 vs. two opponents

Getting to Know U

Favorite sport to watch (other than basketball):

Football

Have you played any other sports (high school or college):

Football, baseball and tennis

Favorite Movies:

300 and Scarface

Favorite TV Shows:

SportsCenter and Top Chef

Where I see myself in ten years:

On a beach

If I could have one superpower:

Mind control

Any game day superstitions:

Prayer

Favorite musicians:

Jay-Z, Kanye West and John Legend

Legend

I hate to admit it, but I love:

Volleyball

Best advice ever received:

You should play basketball!

If I could meet anyone, alive or dead, it would be:

Jesus

Favorite foods:

Steak and Qdoba

If you could run practice for a day, what would you focus on?

Plays for 00

Reality show you would most like to be on:

The Contender, Boondocks and Rob and Big

Are there any movies you could watch over and over without getting tired of:

300

If you could be famous for something other than basketball, what would it be:


Creator of Apple

THE HURRICANES

#42 Raymond Hicks

U BASKETBALL

6-7, 238, Senior, Forward
Longview, Texas (Longview)



rebounds in five games.

As a Junior (2006-07)

Started three of 23 games played...averaged 5.3 points, 2.5 rebounds and 19.1 minutes per game and ranked fourth in field goal percentage (.485), hitting 48-of-99 shots from the floor...ranked second on the team in free throw percentage (.697) among all non-guardians...scored a career-high 16 points against Virginia Tech (1/23/07) highlighted by a eight-of-eight performance from the free throw line...pulled down a season-high seven rebounds against the Hokies...hit a career-best six field goal attempts versus Stetson (12/16/06)...played a career-high 33 minutes against Virginia (2/3/07)...scored double figures in six different games including three games of 12 or more points...recorded four or more

As a Sophomore (2005-06)

Played in 32 games making two starts...averaged 4.7 points and 2.8 rebounds in 16.4 minutes per game...averaged 8.4 points while shooting 17-27 (.630) from the field in five post season games (2 ACC, 3 NIT) Hicks...scored 11 points against Virginia Tech (2-22-06)...one rebound shy of his first career double-double against Georgia Tech (2-4-06), posting 10 points and nine rebounds while blocking two shots in 22 minutes...had three points and tied a career-high with six rebounds in 19 minutes off the bench against Temple (11-27-05)...scored a career-high 11 points and a season-high five rebounds against North Carolina A&T (11-22-05)...made first career start in the season opener against Texas-Arlington (11-13-05), scoring four points...averaged 10.0 points, 4.0 rebounds and 2.0 assists while shooting 8-13 (.615) from the field in two games at the ACC Tournament...had eight points and two rebounds against Clemson (3-9-06)...played 32 minutes off the bench against Duke (3-10-06), recording a career-high 12 points, six rebounds and three assists...scored 12 points, on 5-7 shooting, against Michigan (3-22-06)...grabbed two rebounds against Creighton (3-20-06)...had nine points, four rebounds, one assist and one steal in 20 minutes of action against Oklahoma State (3-15-06).

As a Freshman (2004-05)

Played in 23 games, averaging 1.7 points and 1.1 rebounds in 6.4 minutes per game...was 16-32 (.500) from the field this season including 4-7 (.571) from three-point range...scored a season-high seven points, all in the final five minutes of the first half, to go with one rebound and one block against Clemson (2-12-05)...played a season-high 12 minutes against North Carolina (1-22-05) scoring three points and pulling down a team-high six rebounds...had two points, one rebound and one steal in 10 minutes against Appalachian State (12-30-04)...registered four points against Stetson (12-18-04)...played two minutes against UMass (12-12-04), recording two points and one rebound...played four minutes against Xavier (11-27-04), recording two points, the first of his collegiate career...made collegiate debut in Miami's season opener against Wofford (11-20-04), recording five rebounds in 10 minutes of action off the bench.

High School

Longview High School...averaged 21.2 points and 10.1 rebounds per game as a senior leading Longview to a 29-4 record and its first district title in seven seasons...earned All-State and District 11-5A Co-MVP honors as a senior...team MVP and team captain as a senior...averaged 15.1 points and 8.6 rebounds as a junior...holds Longview school records for points in a game (42), season (698) and career (1,487)...selected as a Texas High School Coaches Association Basketball All-Star...nominated for the McDonald's High School All-America Team as a senior...coached by Tim Martin.

Personal

Majoring in liberal arts...enjoys listening to music and watching football in his spare time.



Raymond Hicks with Tom Boswell, Professor/Chairman, Geography

Career Stats

Year	GP	GS	Min	Avg	FG	FGA	Pct	3FG	FGA	Pct	FT	FTA	Pct	Off	Def	Reb	Avg	PF	FO	Ast	TO	Blk	Stl	Pts	Avg
2004-05	23	0	147	6.4	16	32	.500	4	7	.571	4	9	.444	12	14	26	1.1	34	0	3	9	1	3	40	1.7
2005-06	32	2	526	16.4	61	119	.513	0	5	.000	28	43	.651	55	35	90	2.8	81	2	14	16	8	13	150	4.7
2006-07	23	3	440	19.1	48	99	.485	2	10	.200	23	33	.697	26	32	58	2.5	66	2	12	18	6	12	121	5.3
TOTAL	78	5	1113	14.3	125	250	.500	6	22	.273	55	85	.647	93	81	174	2.2	181	4	29	43	15	28	311	4.0

#42 Raymond Hicks

U BASKETBALL

Game-By-Game Stats

2004-05

Opponent	Date	GS	Min	FG	FGA	3FG	FGA	FT	FTA	Reb	Avg	FO	A	TO	Blk	Stl	Pts	Avg
WOFFORD	11/20/04	10	0	2	0	0	0	0	0	5	5.0	0	0	2	0	0	0	0.0
SOUTH CAROLINA ST.	11/23/04	6	0	0	0	0	0	0	0	0	2.5	0	0	0	0	0	0	0.0
vs Xavier	11/27/04	4	1	1	0	0	0	0	1	0	1.7	0	0	0	0	0	2	0.7
FLORIDA ATLANTIC	11/29/04	3	0	0	0	0	0	0	0	1	1.5	0	0	1	0	0	0	0.5
MASSACHUSETTS	12/12/04	2	1	1	0	0	0	0	1	1	1.4	0	0	0	0	0	2	0.8
STETSON	12/18/04	10	2	3	0	1	0	0	1	1	1.3	0	1	0	0	1	4	1.3
APPALACHIAN ST.	12/30/04	10	1	2	0	0	0	0	1	1	1.3	0	0	1	0	1	2	1.4
NORFOLK ST.	01/02/05	4	0	0	0	0	0	0	0	0	1.1	0	0	0	0	0	0	1.3
at Georgia Tech	01/06/05	0	0	0	0	0	0	0	0	0	1.0	0	0	0	0	0	0	1.1
VIRGINIA	01/12/05	1	0	0	0	0	0	0	0	0	0.9	0	0	0	0	0	0	1.0
NORTH CAROLINA	01/22/05	12	1	4	0	0	1	2	6	1.4	1.4	0	0	0	0	1	3	1.2
CLEMSON	01/26/05	5	0	0	0	0	0	0	1	1	1.3	0	1	0	0	0	0	1.1
WAKE FOREST	01/29/05	10	1	3	1	2	0	0	2	1.4	1.4	0	2	0	0	0	3	1.2
VIRGINIA TECH	02/02/05	5	1	1	0	0	0	0	0	1.3	1.3	0	0	0	0	0	2	1.3
MARYLAND	02/05/05	8	0	1	0	0	2	2	3	1.4	1.4	0	0	0	0	0	2	1.3
CLEMSON	02/12/05	6	3	4	1	1	0	0	1	1.4	1.4	0	0	0	1	0	7	1.7
WAKE FOREST	02/15/05	7	1	2	0	0	0	0	1	1.4	1.4	0	1	0	0	0	2	1.7
VIRGINIA TECH	02/19/05	10	1	1	0	0	0	0	1	1.3	1.3	0	0	1	0	0	2	1.7
FLORIDA ST.	02/22/05	3	0	1	0	0	0	0	0	1.3	1.3	0	0	0	0	0	0	1.6
GEORGIA TECH	02/26/05	6	0	1	0	0	0	0	0	1.2	1.2	0	0	1	0	0	0	1.6
at Duke	03/03/05	7	1	1	0	0	0	0	0	1.1	1.1	0	0	0	0	0	2	1.6
vs Virginia	03/10/05	16	2	4	2	3	1	4	2	1.2	1.2	0	0	1	0	0	7	1.8
at South Carolina	03/15/05	2	0	0	0	0	0	0	0	1.1	1.1	0	0	0	0	0	0	1.7
Totals		0	147	16	32	4	7	4	9	26	1.1	0	3	9	1	3	40	1.7

2005-06

Opponent	Date	GS	Min	FG	FGA	3FG	FGA	FT	FTA	Reb	Avg	FO	A	TO	Blk	Stl	Pts	Avg
vs Texas-Arlington	11/13/05	15	1	2	0	0	0	2	2	0	0.0	0	0	0	0	0	4	4.0
vs Air Force	11/14/05	29	1	4	0	0	1	2	4	2.0	2.0	0	1	0	0	2	3	3.5
vs Wisconsin-Green Bay	11/15/05	11	2	3	0	0	2	2	1	1.7	1.7	0	0	0	0	0	6	4.3
MORGAN ST.	11/19/05	15	3	3	0	0	0	0	1	1.5	1.5	0	0	0	0	0	6	4.8
NORTH CAROLINA A&T	11/22/05	16	3	7	0	1	5	7	5	2.2	2.2	0	0	0	1	1	11	6.0
at Temple	11/27/05	19	1	4	0	2	1	2	6	2.8	2.8	0	0	1	0	0	3	5.5
at Michigan	11/29/05	9	0	2	0	0	0	0	0	2.4	2.4	0	0	2	0	0	0	4.7
BIRM.-SOUTHERN	12/03/05	10	1	1	0	0	1	2	2	2.4	2.4	0	0	0	0	0	3	4.5
WOFFORD COLLEGE	12/10/05	14	1	2	0	1	0	0	2	2.3	2.3	0	2	0	1	3	2	4.2
at NC ST.	12/18/05	4	0	1	0	0	0	0	0	2.1	2.1	0	0	0	0	0	0	3.8
STETSON	12/27/05	2	0	0	0	0	0	0	0	1.9	1.9	0	0	0	0	0	0	3.5
SACRED HEART	01/02/06	12	2	5	0	0	0	0	5	2.2	2.2	0	0	0	0	0	4	3.5
MARYLAND	01/07/06	13	1	4	0	0	0	0	2	2.2	2.2	0	1	0	0	1	2	3.4
at North Carolina	01/14/06	11	2	5	0	0	0	0	6	2.4	2.4	0	0	0	0	0	4	3.4
CLEMSON	01/18/06	14	1	1	0	0	1	2	1	2.3	2.3	0	0	0	0	1	3	3.4
BOSTON COLLEGE	01/21/06	8	0	2	0	0	0	2	2	2.3	2.3	0	0	1	0	0	0	3.2
at Virginia	01/24/06	15	2	5	0	0	0	0	4	2.4	2.4	0	2	1	0	0	4	3.2
at Florida ST.	01/29/06	21	2	5	0	0	0	0	5	2.6	2.6	1	0	1	0	1	4	3.3
WAKE FOREST	01/31/06	18	2	3	0	0	2	2	2	2.5	2.5	0	1	1	0	0	6	3.4
at Georgia Tech	02/04/06	22	5	8	0	0	0	1	9	2.9	2.9	0	0	2	2	0	10	3.8
NORTH CAROLINA ST.	02/08/06	25	4	5	0	0	0	0	1	2.8	2.8	0	1	1	1	1	8	4.0
NORTH CAROLINA	02/12/06	17	1	2	0	0	0	0	2	2.7	2.7	0	0	0	0	0	2	3.9
at Boston College	02/16/06	15	0	2	0	0	0	0	0	2.7	2.7	0	0	0	0	0	0	3.7
at Duke	02/19/06	22	2	4	0	0	0	0	2	2.7	2.7	0	0	0	0	0	4	3.7
VIRGINIA TECH	02/22/06	26	5	7	0	1	1	3	2.7	2.7	2.7	0	0	1	1	0	11	4.0
at Maryland	03/01/06	16	0	2	0	0	1	2	3	2.7	2.7	0	0	1	0	1	1	3.9
FLORIDA ST.	03/05/06	16	2	3	0	0	3	4	4	2.7	2.7	0	1	0	0	0	7	4.0
vs Clemson	03/09/06	23	4	6	0	1	0	0	2	2.7	2.7	1	1	1	0	1	8	4.1
vs Duke	03/10/06	32	4	7	0	0	4	7	6	2.8	2.8	0	3	2	1	0	12	4.4
OKLAHOMA ST.	03/15/06	20	4	6	0	0	1	1	4	2.9	2.9	0	1	0	0	1	9	4.6
at Creighton	03/20/06	12	0	1	0	0	1	2	2	2.8	2.8	0	1	0	0	0	1	4.5
at Michigan	03/22/06	24	5	7	0	0	2	2	2	2.8	2.8	0	0	1	1	0	12	4.7
Totals		2	526	61	119	0	5	28	43	90	2.8	2	14	16	8	13	150	4.7

2006-07

Opponent	Date	GS	Min	FG	FGA	3FG	FGA	FT	FTA	Reb	Avg	FO	A	TO	Blk	Stl	Pts	Avg
vs Buffalo	11/18/06	17	0	0	0	0	0	1	2	3	3.0	0	0	2	0	1	1	1.0
vs Cleveland ST.	11/19/06	22	1	4	0	1	3	4	2	2.5	2.5	0	0	1	0	1	5	3.0
LAFAYETTE	11/25/06	23	5	7	0	0	1	1	3	2.7	2.7	0	3	0	1	2	11	5.7
at Northwestern	11/28/06	13	0	2	0	0	0	0	1	2.3	2.3	0	0	1	0	0	0	4.3
GEORGIA TECH	12/03/06	19	5	5	1	1	0	1	3	2.4	2.4	1	1	2	0	0	11	5.6
LEHIGH	12/09/06	28	6	9	0	1	1	4	6	3.0	3.0	0	0	0	1	3	13	6.8
MISSISSIPPI ST.	12/11/06	26	0	6	0	1	1	2	1	2.7	2.7	0	1	0	1	1	1	6.0
STETSON	12/16/06	20	6	6	0	0	0	1	3	2.8	2.8	0	1	3	1	0	12	6.8
BINGHAMTON	12/20/06	18	3	5	0	0	1	2	2	2.7	2.7	0	0	0	0	0	7	6.8
at Louisville	12/23/06	13	0	2	0	0	0	0	0	2.4	2.4	0	0	1	0	1	0	6.1
vs Nebraska	12/30/06	21	1	5	0	1	0	0	2	2.4	2.4	0	1	0	0	0	2	5.7
at Massachusetts	01/02/07	21	1	2	0	0	0	0	3	2.4	2.4	0	1	1	0	0	2	5.4
WAKE FOREST	01/06/07	22	2	3	0	0	0	0	6	2.7	2.7	0	0	1	0	0	4	5.3
at Maryland	01/10/07	22	1	5	0	2	3	4	4	2.8	2.8	0	0	1	0	0	5	5.3
DUKE	01/14/07	15	0	3	0	0	0	0	0	2.6	2.6	0	1	1	0	0	0	4.9
at Boston College	01/16/07	4	1	2	0	0	0	0										

#42 Raymond Hicks

UBASKETBALL



#50 Anthony King

BASKETBALL

**6-9, 242, R-Senior, Center
Durham, N.C. (Southern Durham)**



As a Senior (2006-07)

Granted a medical hardship after missing the last 24 games of the season with a wrist injury (scapholunate ligament tear)...started 8-of-8 games played, averaging 7.9 points, 9.3 rebounds and 1.4 blocks per game...was leading the ACC in rebounding prior his season-ending injury...scored seven-or-more points in five of the eight games he played and recorded double-digit rebounds in all but three of those games...scored a season-high 19 points, with 15 rebounds and four blocks in the season-opener against Florida International (11/11).

As a Junior (2005-06)

Started all 34 games, averaging 8.8 points, 6.9 rebounds and 1.9 blocks per game...ranked fourth on the team in scoring and led the team in rebounds and blocks...recorded five double-doubles on the season...scored in double-figures 13 times...led the team in rebounding 18 times...recorded 10 points, five rebounds, one assist, one block and one steal versus Florida State (3-5-06)...posted four points, 11 rebounds and two blocks against Maryland (3-1-06)...had 10 points, five rebounds and two blocks against Virginia Tech (2-22-06)...scored 14 points and pulled down four rebounds in 29 minutes against North Carolina (2-12-06)...had three points, a game-high 12 rebounds and two blocks against NC State (2-8-06)...recorded a double-double with 13 points and 10 rebounds against Stetson (12-27-05)...scored a career-high 17 points versus NC State (12-18-05)...posted a double-double with 10 points and 11 rebounds against Wofford (12-10-05)...recorded nine points, seven rebounds, three assists and four blocks against North Carolina A&T (11-22-05)...scored 15 points and set a season-high with 13 rebounds against Morgan State (11-19-05), going 5-5 from the field...recorded 15 points to go with 10 rebounds against Air Force (11-14-05)...averaged 9.5 points, 10.0 rebounds and 3.0 blocks per game at the ACC Tournament...had three points, nine rebounds and four blocks versus Clemson (3-9-06)...scored 16 points and pulled down 11 rebounds (nine offensive) against Duke (3-10-06)...recorded seven points, six rebounds, two assists, two blocks and a career-high three steals against Oklahoma State (3-15-06).

As a Sophomore (2004-05)

ACC All-Defensive Team selection...started all 29 games...averaged 6.3 points, 8.0 rebounds and 3.0 blocks per game...led team in rebounding and blocked shots...ranked No. 2 in the ACC in blocked shots, fifth in rebounding, fifth in offensive rebounds (3.34) and ninth in defensive rebounds (4.62)...ranked seventh in the nation in blocked shots...recorded the first triple-double in UM history and the 20th triple-double in the history of the ACC against FAU (11 points, 10 rebounds, 13 blocks)...recorded 10-or-more rebounds in 10 games...led the team in rebounding 13 times...set a UM and ACC record with 13 blocks against FAU (11-29-04)...established a UM single season blocked shot record with 86... recorded a double-double with a career-high 14 points and 12 rebounds versus Clemson (2-12-05)...scored 12 points and pulled down a team-high eight rebounds against Virginia Tech (2-2-05)...recorded a double-double with 10 points and 10 rebounds against Duke (1-19-05)...recorded five points, seven rebounds, four blocks and a career-high three assists against Virginia (1-12-05)...made first career start in Miami's season opener against Wofford (11-20-04) recording eight points, 19 rebounds, four blocks and two steals in 28 minutes...his 19 rebounds were the most by a Hurricane since the rebirth of the program in 1985.

Career Stats

Year	GP	GS	Min	Avg	FG	FGA	Pct	3FG	FGA	Pct	FT	FTA	Pct	Off	Def	Reb	Avg	PF	FO	Ast	TO	Blk	Stl	Pts	Avg
2003-04	21	0	143	6.8	7	13	.538	0	0	.000	6	20	.300	17	27	44	2.1	9	0	4	5	6	5	20	1.0
2004-05	29	29	834	28.8	75	141	.532	0	0	.000	32	65	.492	97	134	231	8.0	59	2	19	32	86	21	182	6.3
2005-06	34	34	962	28.3	107	201	.532	0	0	.000	84	124	.677	104	132	236	6.9	69	0	25	37	65	22	298	8.8
2006-07	8	8	211	26.4	27	50	.540	0	0	.000	9	15	.600	26	48	74	9.3	12	0	5	9	14	6	63	7.9
TOTAL	92	71	2150	23.4	216	405	.533	0	0	.000	131	224	.585	244	341	585	6.4	149	2	53	83	171	54	563	6.1

As a Freshman (2003-04)


Played in 21 games averaging 1.0 points and 2.1 rebounds in 6.8 minutes per game...scored a career-high five points and pulled down five rebounds against Seton Hall (2-24-04)...was 2-2 from the field and 1-2 from the line in nine minutes of action...played 12 strong minutes against Georgetown (2-7-04) recording three points, a career-high six rebounds, one steal and one block... played a season-high 17 minutes against Savannah State (1-3-04) recording four points, five rebounds and one assist...played 16 minutes against North Carolina A&T (12-22-03) recording two rebounds and two blocks...played six minutes against Florida State (12-14-03) recording two points and one rebound...played five minutes against Stetson (12-2-03) recording two rebounds, one assist, one block and one steal.

High School

Southern Durham...averaged 21 points, 12 rebounds and 5 blocks per game as a senior earning first-Team All-Area by the Durham Herald-Sun...team MVP as a senior...team captain as a junior and senior...recorded two career triple doubles in high school...recorded 24 points, 23 rebounds and 10 blocks versus Webb High School, and 21 points, 16 rebounds and 11 blocks against Southern Alamance...led team to conference championship as a freshman, sophomore and junior...coached by Levi Beckwith.

Personal

Nickname is King...graduated in the spring of 2007 with a Bachelor's in Liberal Arts...currently working towards a second degree in Arts and Sciences.



Anthony King with Michael Hallaran, Dean, Arts and Sciences

#50 Anthony King

UBASKETBALL

Career Highs

Points	19 vs. FIU (11/11/06)
FGM	9 vs. FIU (11/11/06)
FGA	12 vs. FIU (11/11/06)
3 FGM	0
3 FGA	0
FTM	5 vs. two opponents
FTA	11 vs. Morgan St. (11/19/05)
Reb	19 vs. Wofford (11/20/04)
Assist	4 vs. Michigan (3-22-06)
Blocks	13 vs. FAU (11/29/04)
Steals	4 vs. Buffalo (11/18/06)
Minutes	37 vs. two opponents

Getting to Know U

Favorite sport to watch (other than basketball):

Football and UFC

Favorite athlete(s):

Kevin Garnett and Tim Duncan

Favorite pro sports team:

L.A. Lakers, Carolina Panthers

and Atlanta Braves

Favorite Movies:

The Prestige, Troy, Carlito's Way and A Beautiful Mind

Favorite TV Shows:

Martin, My Wife and Kids

Where I see myself in five years:

In the NBA

Where I see myself in 10 years:

In an executive position

I hate to admit it, but I love:

The TV show The Dog Whisperer

Best advice ever received:

Attitude determines altitude

If I could meet anyone, alive or dead, it would be:

My brother, James W. King

Favorite foods:

Italian

Three songs on a playlist that get you ready for a game?

T.I.'s I'm a King, T.I.'s My Swagg, Jay-Z's You Don't Know

If you could be famous for something other than basketball, what would it be:

Involvement with Lupus

What is one of the best things about playing basketball at UM:

The chance to play in the best conference

Game-By-Game Stats

2003-04

Opponent	Date	GS	Min	FG	FGA	3FG	FGA	FT	FTA	Reb	Avg	FO	A	TO	Bk	Stl	Pts	Avg	
LUBBOCK CHRISTIAN	11/21/03	4	0	0	0	0	0	0	0	2	2.0	0	0	2	0	0	0	0.0	
LOUISIANA-MONROE	11/23/03	3	0	0	0	0	0	0	0	1	1.5	0	0	0	0	0	0	0.0	
vs Rhode Island	11/25/03	5	0	0	0	0	0	1	5	2	1.7	0	1	0	0	0	1	0.3	
STETSON	12/02/03	5	0	0	0	0	0	0	0	2	1.8	0	1	0	1	1	0	0.3	
FIU	12/06/03	1	0	0	0	0	0	0	0	0	1.4	0	0	0	0	0	0	0.2	
FLORIDA ST.	12/14/03	6	1	1	0	0	0	0	0	1	1.3	0	0	0	0	0	2	0.5	
vs Temple	12/20/03	1	0	0	0	0	0	0	0	0	1.1	0	0	0	0	0	0	0.4	
NORTH CAROLINA A&T	12/22/03	16	0	0	0	0	0	4	2	1.3	0	0	0	2	0	0	0	0.4	
FLORIDA ATLANTIC	12/27/03	6	0	0	0	0	0	0	0	1	1.2	0	0	0	0	0	0	0.3	
IPFW	12/30/03	7	0	0	0	0	0	0	0	2	1.3	0	0	0	0	0	0	0.3	
SAVANNAH ST.	01/03/04	17	1	4	0	0	0	2	5	1.6	0	1	1	0	0	0	4	0.6	
NORTH CAROLINA	01/07/04	9	1	2	0	0	0	1	4	1.8	0	0	0	0	0	0	2	0.8	
PITTSBURGH	01/10/04	5	0	0	0	0	0	0	0	2	1.8	0	0	0	0	0	1	0.7	
RUTGERS	02/04/04	5	0	0	0	0	0	0	0	1	1.8	0	0	1	1	0	0	0.6	
GEORGETOWN	02/07/04	12	1	2	0	0	0	1	2	6	2.1	0	0	0	1	1	3	0.8	
BOSTON COLLEGE	02/11/04	5	0	0	0	0	0	0	0	1	2.0	0	0	0	0	1	0	0.8	
SYRACUSE	02/14/04	8	0	0	0	0	0	1	4	3	2.1	0	0	0	0	0	1	0.8	
CONNECTICUT	02/18/04	9	0	0	0	0	0	0	0	2	2.1	0	0	1	0	0	0	0.7	
PROVIDENCE	02/21/04	2	0	1	0	0	0	0	0	0	1.9	0	0	0	0	0	1	0.7	
SETON HALL	02/24/04	9	2	2	0	0	0	1	2	5	2.1	0	1	0	0	0	1	0.9	
VILLANOVA	03/02/04	8	1	1	0	0	0	0	0	2	2.1	0	0	0	0	0	0	2	1.0
Totals		0	143	7	13	0	0	6	20	44	2.1	0	4	5	6	5	20	1.0	

2004-05

Opponent	Date	GS	Min	FG	FGA	3FG	FGA	FT	FTA	Reb	Avg	FO	A	TO	Bk	Stl	Pts	Avg	
WOFFORD	11/20/04	* 28	3	9	0	0	0	2	5	19	19.0	0	0	2	4	2	8	8.0	
SOUTH CAROLINA ST.	11/23/04	* 15	0	0	0	0	0	0	2	3	11.0	0	0	2	2	0	0	4.0	
vs Xavier	11/27/04	* 31	2	9	0	0	0	0	2	11	11.0	0	1	0	3	0	4	4.0	
FLORIDA ATLANTIC	11/29/04	* 30	5	8	0	0	0	1	2	10	10.8	0	0	1	13	1	11	5.8	
at Florida	12/04/04	* 36	4	5	0	0	0	1	4	10	10.6	0	2	2	3	0	9	6.4	
FIU	12/07/04	* 31	1	1	0	0	0	4	4	7	10.0	0	2	0	1	1	6	6.3	
MASSACHUSETTS	12/12/04	* 26	1	2	0	0	0	0	9	9.9	0	0	2	3	0	2	5.7		
STETSON	12/18/04	* 24	3	4	0	0	0	1	2	7	9.5	0	2	2	1	1	7	5.9	
TENNESSEE TECH	12/23/04	* 30	2	4	0	0	0	1	2	11	9.7	0	2	0	2	1	5	5.8	
APPALACHIAN ST.	12/30/04	* 23	3	6	0	0	0	1	2	11	9.8	0	0	1	3	1	7	5.9	
NORFOLK ST.	01/02/05	* 30	3	3	0	0	0	5	6	5	9.4	0	1	1	2	2	11	6.4	
at Georgia Tech	01/06/05	* 29	3	6	0	0	0	1	4	8	9.3	0	0	1	3	0	7	6.4	
NORTH CAROLINA ST.	01/09/05	* 33	4	5	0	0	0	1	1	10	9.3	0	0	2	4	0	9	6.6	
VIRGINIA	01/12/05	* 32	1	2	0	0	0	3	6	7	9.1	0	3	1	4	0	5	6.5	
FLORIDA ST.	01/15/05	* 32	3	4	0	0	0	2	3	5	8.9	0	0	0	6	0	8	6.6	
DUKE	01/19/05	* 33	5	10	0	0	0	0	0	10	8.9	1	1	0	0	0	10	6.8	
NORTH CAROLINA	01/22/05	* 17	1	3	0	0	0	1	2	5	8.7	0	0	0	4	1	3	6.6	
CLEMSON	01/26/05	* 28	1	1	0	0	0	0	0	5	8.5	0	0	0	3	0	2	6.3	
WAKE FOREST	01/29/05	* 17	2	4	0	0	0	0	0	5	8.3	0	0	0	0	0	1	4	6.2
VIRGINIA TECH	02/02/05	* 32	5	5	0	0	0	2	3	8	8.3	0	0	2	2	1	12	6.5	
MARYLAND	02/05/05	* 35	3	5	0	0	0	3	6	8	8.3	0	0	1	5	1	9	6.6	
CLEMSON	02/12/05	* 31	7	8	0	0	0	0	0	12	8.5	0	0	3	3	1	14	7.0	
WAKE FOREST	02/15/05	* 31	2	6	0	0	0	2	2	9	8.5	0	1	0	3	1	6	6.9	
VIRGINIA TECH	02/19/05	* 33	4	7	0	0	0	0	6	8.4	0	0	2	0	2	0	8	7.0	
FLORIDA ST.	02/22/05	* 27	1	3	0	0	0	0	0	3	8.2	0	3	1	3	1	2	6.8	
GEORGIA TECH	02/26/05	* 30	3	3	0	0	0	4	5	8.0	0	0	1	2	1	1	6	6.7	
at Duke	03/03/05	* 31	0	4	0	0	0	0	4	7.9	0	0	1	4	0	1	0	6.5	
vs Virginia	03/10/05	* 33	2	8	0	0	0	0	1	14	8.1	0	0	1	0	1	4	6.4	
at South Carolina	03/15/05	* 26	1	6	0	0	0	1	2	4	8.0	0	0	0	3	0	3	6.3	
Totals		29	834	75	141	0	0	32	65	231	8.0	2	19	32	86	21	182	6.3	


2005-06

Opponent	Date	GS	Min	FG	FGA	3FG	FGA	FT	FTA	Reb	Avg	FO	A	TO	Bk	Stl	Pts	Avg
vs Texas-Arlington	11/13/05	* 29	3	7	0	0	0	1	3	8	8.0	0	0	1	4	1	7	7.0
vs Air Force	11/14/05	* 30	7	10	0	0	0	1	1	10	9.0	0	0	3	0	0	15	11.0
vs Wisconsin-Green Bay	11/15/05	* 21	4	5	0	0	0	3	4	7	8.3	0	3	2	2	0	11	11.0
MORGAN ST.	11/19/05	* 23	5	5	0	0	0	5	11	13	9.5	0	3	1	2	1	15	12.0
NORTH CAROLINA A&T	11/22/05	* 24	3	9	0	0	0	3	4	7	9.0	0	3	1	4	0	9	11.4
at Temple	11/27/05	* 32	2	4	0	0	0	4	4	7	8.7	0	0	2	3	0	8	10.8
at Michigan	11/29/05	* 25	3	6	0	0	0	1	2	4	8.0	0	0	2	1	0	7	10.3
BIRM.-SOUTHERN	12/03/05	* 23	2	3	0	0	0	2	4	7	7.9	0	0	0	0	1	6	9.8
WOFFORD COLLEGE	12/10/05	* 25	4	7	0	0	0	2	5	11	8.2	0	0	1	1	1	10	9.8
at NC ST.	12/18/05	* 32	6	9	0	0	0	5	7	6	8.0	0	0	0	2	0	17	10.5
FLORIDA	12/22/05	* 37	1	6	0	0	0	2	4	8	8.0	0	1	1	3	1	4	9.9
STETSON	12/27/05	* 32	4	7	0	0	0	5	7	10	8.2	0	0	2	3	1	13	10.2
vs Louisville	12/31/05	* 34	3	4	0	0	0	3	6	6	8.0	0	2	3	4	1	9	10.1
SACRED HEART	01/02/06	* 27	3	7	0	0	0	0	0	4	7.7	0	0	0	2	1	6	9.8
MARYLAND	01/07/06	* 33	3	9	0	0	0	2	2	9	7.8	0	0	0	0	1	8	9.7
at North Carolina	01/14/06	* 30	3	5	0	0	0	0	0	6	7.7	0	0	2	3	1	6	9.4
CLEMSON	01/18/06	* 28	4	6	0	0	0	3	4	6	7.6	0	0	2	2	0	11	9.5
BOSTON COLLEGE	01/21/06	* 31	1	4	0	0	0	5	6	6	7.5	0	0	0	3	0	7	9.4
at Virginia	01/24/06	* 29	4	7	0	0	0	2	4	7.3	0	1	0</					

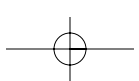


#50 Anthony King

U BASKETBALL




THE HURRICANES



#33 Jack McClinton

U BASKETBALL

6-1, 185, Junior, Guard
Baltimore, Md. (South Kent – Conn./Siena)



As a Redshirt Sophomore (2006-07)

All-ACC Third Team selection...started 22-of-32 games played...averaged a team-high 16.7 points per game, while shooting 44.0 percent (91-207) from beyond the arc...ranked first in the ACC in three point percentage (.440), three pointers made per game (2.93) and free throw percentage (.895)...established a new UM single season free throw percentage (.895) record, connecting on 102-of-114 attempts...set a new UM record for three pointers made during a season, hitting 91 treys...had the fifth-best single season three-point percentage (.440) in UM history...also led the team in field goal attempts (403), field goals made

(163) and minutes per game (31.5)...had 10 games with 20 points, tying for eighth in the ACC...averaged 15.6 points per game in league play...averaged 21.0 points during his first nine games as a Hurricane...led the team in scoring 19 times...scored 15 or more points in 20 games...hit at least half of his three-point attempts 15 times...connected on all free throw attempts in 18 games including a 10-of-10 performance from the line against Georgia Tech (12/3)...scored a career-high 31 points, including five three-pointers, against Florida State (3/3) in the regular-season finale...scored 21 points with a season-high six rebounds and six assists against Alcorn State (11/14)...named the ACC Player of the Week Dec. 4, following a 23-point effort against Northwestern (11/28) and a 30-point game in a win over Georgia Tech (12/3)...averaged 21.3 points over the last four games of the season, including a 17-point effort in a win over Maryland in the first round of the 2007 ACC Tournament and a 16-point outing against Boston College in the quarterfinals...hit a personal-best six three-pointers on the road against Wake Forest (1/6).

At Siena (2004-05)

Six-time MAAC Rookie of the Week...started 23 of 30 games as a freshman...averaged 13.6 points, 5.0 rebounds and 2.7 assists per game...led the team leader in points (408), assists (82), defensive rebounds (122), three-point field goals made (46), free throws made (88), field goals made (137), free throw percentage (.815), three-point field goal percentage (.357) and minutes played (32.3)...became the first freshman in over a decade to score 30 points in a game (2-20-05)...averaged 16.9 points, 6.0 rebounds and 3.2 assists over the final 21 games...scored in double figures 18 times including seven 20-plus point efforts...recorded three double-doubles...only player to average 30 minutes a game...led all MAAC rookies in scoring with 16.4 points a game...played career high 57 minutes in four-overtime win against Youngstown State (12-14-04)...led team in scoring 15 times and led team eight times in assists and rebounding.

High School

Prepped at South Kent in Connecticut where he averaged 18.4 points a game as a senior, leading his team to a 28-10 record...named All-MIAA, All-Catholic League...ranked among the Top 60 Prep School players in the nation...named Eastern Invitational MVP...as a senior at Calvert Hall (Md.) he averaged 19.5 points, five rebounds, four assists, two steals and one block...went to playoffs every year in high school...coached by Mark Anatucci and Raphael Chillions.

Personal

Majoring in Sports Administration...nicknamed "J-Mac"...likes to listen to his iPod before games.



Jack McClinton with Jeremy Jordan, Assistant Professor, Sports Administration

Career Stats

Year	GP	GS	Min	Avg	FG	FGA	Pct	3FG	FGA	Pct	FT	FTA	Pct	Off	Def	Reb	Avg	PF	FO	Ast	TO	Blk	Stl	Pts	Avg
2006-07	31	22	976	31.5	163	403	.404	91	207	.440	102	114	.895	14	63	77	2.5	70	1	66	74	1	22	519	16.7
TOTAL	31	22	976	31.5	163	403	.404	91	207	.440	102	114	.895	14	63	77	2.5	70	1	66	74	1	22	519	16.7

#33 Jack McClinton

U BASKETBALL

Game-By-Game Stats

2006-07

Opponent	Date	GS	Min	FG	FGA	3FG	FGA	FT	FTA	Reb	Avg	FO	A	TO	Blk	Stl	Pts	Avg	
FIU	11/11/06	*	25	5	9	3	5	1	2	2	2.0	0	3	3	0	0	14	14.0	
ALCORN ST.	11/14/06	**	28	5	11	3	7	8	8	5	3.5	0	6	2	0	4	21	17.5	
at Evansville	11/17/06	**	33	5	11	3	5	4	6	2	3.0	0	0	3	0	1	17	17.3	
vs Buffalo	11/18/06	**	27	6	13	3	6	6	6	6	3.8	0	0	2	0	0	21	18.3	
vs Cleveland ST.	11/19/06	**	34	6	15	4	7	4	4	3	3.6	0	2	4	0	0	20	18.6	
LAFAYETTE	11/25/06	**	27	7	11	4	6	5	6	3	3.5	0	3	1	0	1	23	19.3	
at Northwestern	11/28/06	**	37	9	18	5	9	7	8	2	3.3	0	1	3	0	0	30	20.9	
GEORGIA TECH	12/03/06	**	36	4	14	4	7	10	10	1	3.0	0	3	4	0	0	22	21.0	
LEHIGH	12/09/06	**	31	7	14	3	5	4	4	2	2.9	0	3	1	0	0	21	21.0	
MISSISSIPPI ST.	12/11/06	**	36	6	15	2	6	2	2	6	3.2	0	0	4	0	1	16	20.5	
STETSON	12/16/06	**	28	5	11	3	7	0	0	2	3.1	0	5	3	0	0	13	19.8	
BINGHAMTON	12/20/06	**	35	6	16	3	9	2	2	1	2.9	0	2	4	0	1	17	19.6	
at Louisville	12/23/06	**	26	2	9	0	2	4	4	1	2.8	0	2	4	0	0	8	18.7	
at Massachusetts	01/02/07	**	28	4	7	3	5	4	5	2	2.7	0	3	3	0	0	15	18.4	
WAKE FOREST	01/06/07	**	34	4	20	3	9	2	2	5	2.9	0	4	3	0	1	13	18.1	
at Maryland	01/10/07	**	32	3	13	1	5	5	6	2	2.8	0	0	4	0	2	12	17.7	
DUKE	01/14/07	**	22	1	6	1	3	2	2	1	2.7	1	1	3	0	0	5	16.9	
at Boston College	01/16/07	**	35	3	10	2	4	0	0	1	2.6	0	4	4	0	1	8	16.4	
at Florida ST.	01/20/07	**	26	3	11	1	7	1	1	4	2.7	0	0	2	0	0	8	16.0	
VIRGINIA TECH	01/23/07	**	32	7	16	2	7	2	2	3	2.7	0	1	1	0	1	18	16.1	
at North Carolina	01/31/07	**	29	6	14	3	6	0	1	1	2.6	0	1	1	0	2	15	16.0	
at Virginia	02/03/07	**	32	4	13	4	9	6	6	3	2.6	0	3	1	0	0	18	16.1	
BOSTON COLLEGE	02/07/07	**	31	6	11	2	6	0	0	0	2.5	0	4	0	0	2	14	16.0	
NC ST.	02/10/07	**	35	6	12	2	4	4	4	5	2.6	0	0	2	0	3	18	16.1	
at Wake Forest	02/17/07	**	31	7	15	6	13	1	2	1	2.6	0	0	2	0	1	21	16.3	
VIRGINIA	02/21/07	**	22	4	11	4	6	2	2	2	2.5	0	1	1	0	0	14	16.2	
at Virginia Tech	02/24/07	**	32	3	13	3	9	3	3	2	2.5	0	2	1	1	0	12	16.1	
at Clemson	02/28/07	**	42	8	17	3	10	2	2	4	2.6	0	1	2	0	1	21	16.3	
FLORIDA ST.	03/03/07	**	41	11	22	5	10	4	6	3	2.6	0	5	2	0	0	31	16.8	
vs Maryland	03/08/07	**	28	6	14	2	5	3	4	2	2.6	0	1	3	0	0	17	16.8	
vs Boston College	03/09/07	**	41	4	11	4	8	4	4	0	2.5	0	5	1	0	0	16	16.7	
Totals			22	976	163	403	91	207	102	114	77	2.5	1	66	74	1	22	519	16.7

Career Highs

Points	31 vs. Florida St. (3/3/07)
FGM	11 vs. Florida St. (3/3/07)
FGA	22 vs. Florida St. (3/3/07)
3 FGM	6 at Wake Forest (2/17/07)
3 FGA	13 at Wake Forest (2/17/07)
FTM	10 vs. Georgia Tech (12/3/06)
FTA	10 vs. Georgia Tech (12/3/06)
Reb	6 vs. two opponents
Assist	6 vs. Alcorn St. (11/14/06)
Blocks	1 at Virginia Tech (2/24/07)
Steals	4 vs. Alcorn St. (11/14/06)
Minutes	42 at Clemson (2/28/07)

Getting to Know U

Have you played any other sports (high school or college):

Played baseball and was on the rowing team in prep school

Favorite athlete(s):

Michael Jordan, Chauncey Billups and Isaiah Thomas

Favorite Movies:

Bad Boys 2

Favorite TV Shows:

Martin

Where I see myself in ten years:

Professional basketball player

If I could have one superpower:

Bless those who are in need

Any game day superstitions:

Listen to my iPod, take a nap and call my parents

Favorite musicians:

Nas, Jay Z and Lupe

I hate to admit it, but I love:

My sidekick

Best advice ever received:

I can do all things through Christ who strengthens me

If I could meet anyone, alive or dead, it would be:

Martin Luther King Jr.

Favorite foods:

BBQ chicken, Cajun chicken shrimp pasta from Friday's and my mom's spaghetti

Are there any movies you could watch over and over without getting tired of:

Bad Boys and Friday

What is one of the best things about playing basketball at UM:

Playing in one of the best conferences in the country



THE HURRICANES

#22 Fabio Nass

U BASKETBALL

6-11, 202, Senior, Forward
Santa Catarina, Brazil
Santa Catarina, Brazil (Colegio Bom Jesus/Ft. Smith JC - Ark.)



As a Junior (2006-07)

Started 3-of-14 games played...missed the final 13 games of the season after suffering a knee injury (ACL) Jan. 17...averaged 1.4 points, 2.2 rebounds and 8.9 minutes per game...started games against Stetson (12/16), Binghamton (12/20) and Louisville (12/23)...scored a season-high seven points, hitting two field goals and three free throws; against Lafayette (11/25)...recorded a season-high six rebounds against Binghamton (12/20)...pulled down two or more rebounds in seven games.

Fort Smith Junior College

Played at Fort Smith Junior College in Fort Smith (Ark.)...averaged 3.7 points and 2.7 rebounds for the 2005-06 NJCAA National Champions...Dean's list selection in the spring of 2005.

High School

Played his high school basketball at Colegio Bom Jesus in Santa Catarina, Brazil...averaged 22 points, nine rebounds and three assists in leading team to a 27-3 record and the state championship...named tournament MVP...also played on his high school soccer team, which finished second in the state...coached by Kelvin Soares.

Personal

Nickname is "Dirk"...enjoys watching soccer games on TV in his free time...chose Miami because of the ACC and the school's proximity to Brazil...favorite athlete is Dirk Nowitzki...favorite sports team is Flamengo (Brazilian soccer team)...lists Tom Hanks as his favorite actor.



Fabio Nass with Juan Alvarez, Senior Associate Director, Office of International Admissions

Career Stats

Year	GP	GS	Min	Avg	FG	FGA	Pct	3FG	FGA	Pct	FT	FTA	Pct	Off	Def	Reb	Avg	PF	FO	Ast	TO	Blk	Stl	Pts	Avg
2006-07	14	3	124	8.9	8	20	.400	0	2	.000	4	8	.500	13	18	31	2.2	18	0	6	10	2	3	20	1.4
TOTAL	14	3	124	8.9	8	20	.400	0	2	.000	4	8	.500	13	18	31	2.2	18	0	6	10	2	3	20	1.4

#22 Fabio Nass

U BASKETBALL

Game-By-Game Stats

2006-07

Opponent	Date	GS	Min	FG	FGA	3FG	FGA	FT	FTA	Reb	Avg	FO	A	TO	Blk	Stl	Pts	Avg
FIU	11/11/06	4	1	1	0	0	0	0	0	0	0.0	0	0	1	0	0	2	2.0
ALCORN ST.	11/14/06	17	1	4	0	1	0	0	4	20	0	1	2	0	0	2	2.0	
LAFAYETTE	11/25/06	12	2	3	0	0	3	4	3	23	0	1	1	0	0	7	3.7	
at Northwestern	11/28/06	3	0	0	0	0	0	0	0	1.8	0	0	1	0	0	0	2.8	
GEORGIA TECH	12/03/06	7	0	1	0	0	0	0	2	1.8	0	0	0	1	0	0	2.2	
LEHIGH	12/09/06	5	0	2	0	0	0	0	2	1.8	0	0	1	0	0	0	1.8	
MISSISSIPPI ST.	12/11/06	11	0	0	0	0	1	2	2	1.9	0	0	0	1	1	1	1.7	
STETSON	12/16/06	11	1	2	0	0	0	0	4	2.1	0	1	1	0	0	2	1.8	
BINGHAMTON	12/20/06	14	1	2	0	0	0	0	6	2.6	0	1	1	0	0	2	1.8	
at Louisville	12/23/06	7	0	0	0	0	0	2	2.5	0	0	0	0	0	0	0	1.6	
at Massachusetts	01/02/07	3	0	1	0	0	0	0	1	2.4	0	0	0	0	0	0	1.5	
at Maryland	01/10/07	3	0	0	0	0	0	2	1	2.3	0	0	0	0	0	0	1.3	
DUKE	01/14/07	6	1	1	0	0	0	0	0	2.1	0	1	1	0	0	2	1.4	
at Boston College	01/16/07	21	1	3	0	1	0	0	4	2.2	0	1	1	0	2	2	1.4	
Totals		3	124	8	20	0	2	4	8	31	2.2	0	6	10	2	3	20	1.4

Career Highs

Points	7 vs. Lafayette (11/25/06)
FGM	2 vs. Lafayette (11/25/06)
FGA	4 vs. Alcorn St. (11/14/06)
3 FGM	0
3 FGA	1 vs. two opponents
FTM	3 vs. Lafayette (11/25/06)
FTA	4 vs. Lafayette (11/25/06)
Reb	6 vs. Binghamton (12/20/06)
Assist	1 vs. six opponents
Blocks	1 vs. two opponents
Steals	2 at Boston College (1/16/07)
Minutes	21 at Boston College (1/16/07)

Getting to Know U

Have you played any other sports (high school or college):

Soccer

Favorite athlete(s):

Dirk Nowitzki, Ronaldinho

Favorite pro sports team:

Flamengo (soccer) and Dallas Mavericks

Favorite TV Shows:

House, Dirty Jobs, Man vs. Wild and The Office

Where I see myself in five years:

I don't know, but I will be married with kids

If I could have one superpower:

Teleport

Favorite musicians:

Babado Noro and Usher

I hate to admit it, but I love:

To watch cartoons

If I could meet anyone, alive or dead, it would be:

Jesus

Favorite foods:

Rice, beans and steak

Reality show you would most like to be on:

Big Brother

Are there any movies you could watch over and over without getting tired of:

Happy Feet, South Park and Accepted

If you could be famous for something other than basketball, what would it be:

Soccer or president of my country

Why did you choose your major:

It chose me. I took one class and loved it

What is one of the best things about playing basketball at UM:

All the friends I've made




THE HURRICANES

#25 Jonathan Stratton

UBASKETBALL

6-3, 180, Senior, Guard
Sandusky, Ohio (Sandusky)



As a Junior (2006-07)

Appeared in three games...recorded an assist against Alcorn State (11/14)...averaged 2.0 minutes per game...recorded three field goal attempts.

As a Sophomore (2005-06)

Played in four games, averaging 0.5 points and 0.3 rebounds per game... did not score in one minute versus Clemson (1-18-06)...had one rebound in two minutes against Wofford (12-10-05)...recorded one steal in two minutes against Birmingham-Southern (12-3-05)...saw first action of the season against Michigan (11-29-05), finishing with two points in one minute of playing time.

As a Freshman (2004-05)

Played in two games, averaging 2.0 minutes per contest...did not score in one minute of action against Appalachian State (12-30-04)...saw first action of the season, playing three minutes against Stetson (12-18-04).

High School

Sandusky High School...averaged 10.7 points, 4.0 rebounds, 4.5 assists, 3.7 blocks, while shooting 44 percent from three-point range...as a senior led team to a 15-8 record, the sectional championship, and a trip to the District Semifinals...team captain and team Defensive Player of the Year as a senior...member of the National Honor Society...coached in basketball by T.J. James.

Personal

Majoring in economics and legal studies with a minor in English...nickname is J-Strat...enjoys playing volleyball and wakeboarding in his free time.



Jonathan Stratton with William Green, Senior Vice Provost

Career Stats

Year	GP	GS	Min	Avg	FG	FGA	Pct	3FG	FGA	Pct	FT	FTA	Pct	Off	Def	Reb	Avg	PF	FO	Ast	TO	Blk	Stl	Pts	Avg
2004-05	2	0	4	2.0	0	1	.000	0	1	.000	0	0	.000	0	0	0	0.0	0	0	0	1	0	0	0	0.0
2005-06	4	0	6	1.5	1	1	1.000	0	0	.000	0	0	.000	0	1	1	0.3	0	0	0	1	0	1	2	0.5
2006-07	3	0	6	2.0	0	3	.000	0	3	.000	0	0	.000	0	0	0	0.0	0	0	1	1	0	0	0	0.0
TOTAL	9	0	16	1.8	1	5	.200	0	4	.000	0	0	.000	0	1	1	0.1	0	0	1	3	0	1	2	0.2

#25 Jonathan Stratton

BASKETBALL

Game-By-Game Stats

2004-05

Opponent	Date	GS	Min	FG	FGA	3FG	FGA	FT	FTA	Reb	Avg	FO	A	TO	Blk	Stl	Pts	Avg
STETSON	12/18/04	3	0	1	0	1	0	0	0	0	0.0	0	0	1	0	0	0	0.0
APPALACHIAN ST.	12/30/04	1	0	0	0	0	0	0	0	0	0.0	0	0	0	0	0	0	0.0
Totals		0	4	0	1	0	1	0	0	0	0.0	0	0	1	0	0	0	0.0

2005-06

Opponent	Date	GS	Min	FG	FGA	3FG	FGA	FT	FTA	Reb	Avg	FO	A	TO	Blk	Stl	Pts	Avg
at Michigan	11/29/05	1	1	1	0	0	0	0	0	0	0.0	0	0	0	0	0	2	2.0
BIRM.-SOUTHERN	12/03/05	2	0	0	0	0	0	0	0	0	0.0	0	0	1	0	1	0	1.0
WOFFORD COLLEGE	12/10/05	2	0	0	0	0	0	0	0	1	0.3	0	0	0	0	0	0	0.7
CLEMSON	01/18/06	1	0	0	0	0	0	0	0	0	0.3	0	0	0	0	0	0	0.5
Totals		0	6	1	1	0	0	0	0	1	0.3	0	0	1	0	1	2	0.5

2006-07

Opponent	Date	GS	Min	FG	FGA	3FG	FGA	FT	FTA	Reb	Avg	FO	A	TO	Blk	Stl	Pts	Avg
ALCORN ST.	11/14/06	2	0	1	0	1	0	0	0	0	0.0	0	1	1	0	0	0	0.0
LAFAYETTE	11/25/06	2	0	1	0	1	0	0	0	0	0.0	0	0	0	0	0	0	0.0
STETSON	12/16/06	2	0	1	0	1	0	0	0	0	0.0	0	0	0	0	0	0	0.0
Totals		0	6	0	3	0	3	0	0	0	0.0	0	1	1	0	0	0	0.0

Career Highs

Points	2 vs. Michigan (11/29/05)
FGM	1 vs. Michigan (11/29/05)
FGA	1 vs. five opponents
3 FGM	0
3 FGA	1 vs. four opponents
FTM	0
FTA	0
Reb	1 vs. Wofford (12-10-05)
Assist	1 vs. Alcorn St. (11/14/06)
Blocks	0
Steals	1 vs. BSC (12-3-05)
Minutes	3 vs. Stetson (12-18-04)

Getting to Know U

Favorite sport to play (other than basketball):

Volleyball

Favorite athlete(s):

Michael Jordan

Favorite pro sports team:

Cleveland Cavaliers

Favorite Movies:

Wedding Crashers, Enemy of the State, Bad Boys II, Life and Beverly Hills Cop

Favorite TV Shows:

SportsCenter

Where I see myself in five years:

Practicing law

Where I see myself in 10 years:

Representing my teammates as an agent

If I could have one superpower:

Ability to stop time

I hate to admit it, but I love:

Spending time with my family

Favorite foods:

French fries and Mexican food

If you could run practice for a day, what would you focus on?

Offensive execution

Reality show you would most like to be on:

The Bachelor

Are there any movies you could watch over and over without getting tired of:

Life

If you could be famous for something other than basketball, what would it be:

Actor

Why did you choose your major:

It was challenging and interested me

What is one of the best things about playing basketball at UM:


The relationship I have with my teammates



#30 Adrian Thomas

U BASKETBALL

**6-7, 223, R-Sophomore, Forward
Pembroke Pines, Fla. (Flanagan)**



As a Sophomore (2006-07)

Appeared in four games before suffering a season-ending injury (abdominal)...averaged 0.5 points, 0.3 rebounds and 4.8 minutes per game...scored a season-high two points in the season-opener against Florida International (11/11)...recorded a rebound against Buffalo (11/18).

As a Freshman (2005-06)

Played in 23 games averaging, 1.1 points and 0.8 rebounds in 5.0 minutes per outing...named to the 2006 ACC All-Academic Basketball Team...played five minutes against Florida State (3-5-06), recording two points and one rebound...finished with five points and two rebounds in seven minutes against Boston College (2-16-06)...scored three points and pulled down one rebound in six minutes of action against Clemson (1-18-06)...had four rebounds in four minutes against Wofford (12-10-05)...recorded season-highs in points (4) and minutes played (12) against Morgan State (11-19-05)...made collegiate debut against Texas-Arlington (11-13-05) recording one point.

High School

Flanagan...averaged 24.2 points, 14.9 rebounds and 2.3 blocks per game as a senior en route to being named the Sun-Sentinel's 6A-5A-4A Player of the Year for a second consecutive season...ranked 47th in the nation by Basketball News...Street & Smith's honorable-mention All-American...led his team to the regional finals and a district championship while securing a 25-4 record in 2004-05...named the 2005 Broward County Athletic Association's Scholar Athlete of the Year...averaged 24 points and 13.1 rebounds and won the Sun-Sentinel's 5A Player of the Year award as a junior...led his team to a 27-2, record including a district championship and a 3-6A regional runner-up finish as a junior...started at center as a freshman, averaging 20.1 points and 10.3 rebounds while being named first team all-county by both the Miami Herald and Sun-Sentinel as a sophomore...scored a career-high 32 points against Pompano Beach Ely as a senior...coached by Greg Samuel

Personal

Undeclared major in the School of Business...graduated in the top-10 percent of his class at Flanagan.



Adrian Thomas and Ellen Marie McPhillip, Director of Admissions, School of Business

Career Stats

Year	GP	GS	Min	Avg	FG	FGA	Pct	3FG	FGA	Pct	FT	FTA	Pct	Off	Def	Reb	Avg	PF	FO	Ast	TO	Blk	Stl	Pts	Avg
2005-06	23	0	114	5.0	8	21	.381	0	1	.000	9	19	.474	10	9	19	0.8	19	0	1	8	2	2	25	1.1
2006-07	4	0	19	4.8	1	4	.250	0	2	.000	0	0	.000	0	1	1	0.3	2	0	0	2	0	1	2	0.5
TOTAL	27	0	133	4.9	9	25	.360	0	3	.000	9	19	.474	10	10	20	0.7	21	0	1	10	2	3	27	1.0

#30 Adrian Thomas

U BASKETBALL

Game-By-Game Stats

2005-06

Opponent	Date	GS	Min	FG	FGA	3FG	FGA	FT	FTA	Reb	Avg	FO	A	TO	Blk	Stl	Pts	Avg
vs Texas-Arlington	11/13/05	1	0	0	0	0	0	1	2	0	0.0	0	0	0	0	0	1	1.0
vs Wisconsin-Green Bay	11/15/05	8	1	2	0	1	1	1	1	0	0.0	0	0	0	0	0	3	2.0
MORGAN ST.	11/19/05	12	2	5	0	0	0	0	0	1	0.3	0	0	0	1	1	4	2.7
NORTH CAROLINA A&T	11/22/05	7	0	0	0	0	0	0	0	1	0.5	0	0	0	0	0	0	2.0
at Temple	11/27/05	3	0	0	0	0	0	0	0	0	0.4	0	0	0	0	0	0	1.6
at Michigan	11/29/05	7	0	1	0	0	1	2	1	0.5	0.0	0	0	1	0	0	1	1.5
BIRM.-SOUTHERN	12/03/05	11	1	2	0	0	0	3	0	0.4	0.0	0	2	0	0	0	2	1.6
WOFFORD COLLEGE	12/10/05	4	0	0	0	0	0	0	4	0.9	0.0	0	1	0	0	0	0	1.4
FLORIDA	12/22/05	3	1	2	0	0	0	0	2	1.0	0.0	0	1	0	0	0	2	1.4
STETSON	12/27/05	10	0	0	0	0	0	0	0	0.9	0.0	0	0	0	1	1	0	1.3
vs Louisville	12/31/05	6	0	2	0	0	0	1	1	0.9	0.0	0	0	0	0	0	0	1.2
SACRED HEART	01/02/06	3	0	0	0	0	0	0	1	0.9	0.0	0	1	0	0	0	0	1.1
at North Carolina	01/14/06	4	0	1	0	0	0	0	2	1.0	0.0	0	0	0	0	0	0	1.0
CLEMSON	01/18/06	6	1	3	0	0	1	2	1	1.0	0.0	0	0	0	0	0	3	1.1
BOSTON COLLEGE	01/21/06	1	0	0	0	0	0	0	0	0.9	0.0	0	0	0	0	0	0	1.1
at Virginia	01/24/06	2	0	0	0	0	0	0	0	0.9	0.0	0	1	0	0	0	0	1.1
WAKE FOREST	01/31/06	0	0	0	0	0	0	0	0	0.8	0.0	0	0	0	0	0	0	0.9
at Georgia Tech	02/04/06	6	0	0	0	0	0	1	3	1.0	0.0	0	0	0	0	0	1	0.9
at Boston College	02/16/06	7	1	1	0	0	3	3	2	0.9	0.0	0	0	0	0	0	5	1.2
at Duke	02/19/06	5	0	0	0	0	1	2	1	0.9	0.0	1	0	0	0	0	1	1.2
VIRGINIA TECH	02/22/06	1	0	0	0	0	0	0	0	0.9	0.0	0	0	0	0	0	0	1.1
FLORIDA ST.	03/05/06	5	1	2	0	0	0	0	1	0.9	0.0	0	1	0	0	0	2	1.1
OKLAHOMA ST.	03/15/06	2	0	0	0	0	0	0	0	0.8	0.0	0	0	0	0	0	0	1.1
Totals		0	114	8	21	0	1	9	19	19	0.8	0	1	8	2	2	25	1.1

2006-07

Opponent	Date	GS	Min	FG	FGA	3FG	FGA	FT	FTA	Reb	Avg	FO	A	TO	Blk	Stl	Pts	Avg
FIU	11/11/06	12	1	3	0	1	0	0	0	0.0	0.0	0	0	0	0	1	2	2.0
at Evansville	11/17/06	1	0	0	0	0	0	0	0	0.0	0.0	0	0	0	0	0	0	1.0
vs Buffalo	11/18/06	4	0	1	0	1	0	0	1	0.3	0.0	0	1	0	0	0	0	0.7
vs Cleveland ST.	11/19/06	2	0	0	0	0	0	0	0	0.3	0.0	0	1	0	0	0	0	0.5
Totals		0	19	1	4	0	2	0	0	1	0.3	0	0	2	0	1	2	0.5

Career Highs

Points	5 vs. BC (2/16/06)
FGM	2 vs. Morgan State (11/19/05)
FGA	5 vs. Morgan State (11/19/05)
3 FGM	0
3 FGA	1 vs. three opponents
FTM	3 vs. BC (2/16/06)
FTA	3 vs. three opponents
Reb	4 vs. Wofford (12/10/05)
Assist	1 vs. Duke (2/19/06)
Blocks	1 vs. two opponents
Steals	1 vs. three opponents
Minutes	12 vs. two opponents

Getting to Know U

Favorite sport to play (other than basketball):

Football and bowling

Favorite athlete(s):

Lebron James and Randy Moss

Favorite Movies:

Friday, House Party, Stomp the Yard and the Pursuit of Happyness

Favorite TV Shows:

Martin and Fresh Prince

Where I see myself in ten years:

Owning my own business

If I could have one superpower:

To be invisible

Any game day superstitions:

Take a nap, wear white socks, listen to my iPod

Favorite musicians:

Kanye West, Jay-Z, and Ne-Yo

I hate to admit it, but I love:

Liver and onions

Best advice ever received:

Go hard in anything that you do all the time, in the long run it will pay off. Don't get discouraged.

Favorite foods:

Liver and onions, pizza and chicken

Reality show you would most like to be on:

College Hill

If you could be famous for something other than basketball, what would it be:

Singing and dancing

Why did you choose your major:

I would like to learn how the business world works and I am good with money and numbers

What is one of the best things about playing basketball at UM:

Road trips



THE HURRICANES

#1 Lance Hurdle

#5 Eddie Rios

UBASKETBALL

6-2, 180, Junior, Guard
San Diego, Calif. (Helix/San Bernardino Valley CC)



At San Bernardino Valley CC (2006-07)

Averaged 16 points, four rebounds and six assists per game at San Bernardino...Named the Foothill Conference Player of the Year...Earned first-team all-state honors while guiding San Bernardino to the Football Conference Championship...Earned San Diego Union Tribune All-Academic Team honors.

At UC-Santa Barbara (2005-06)

Appeared in 22-of-29 games as a true freshman at UCSB...Averaged 1.7 points, 0.9 assists and 0.9 rebounds.

High School

Averaged 24.1 points, 7.1 rebounds, 4.8 assists and 2.7 steals as a senior at Helix High School...Led Helix to the CIF San Diego Section Division I Championship with a 25-6 record...As a senior, earned First Team All-San Diego County, First Team All-East County, First Team All-CIF, First Team All-Grossmont South League, First Team Division I All-State and third team all-state honors...Named the CIF San Diego Section Division I Player of the Year, Grossmont South League co-Player of the Year and East County co-Player of the Year... Averaged 13.0 points, 7.0 rebounds and 7.0 assists per game as a junior, helping Helix to a Grossmont South League title and an appearance in the CIF Playoffs.

Personal

Majoring in entrepreneurship...enjoys listening to music and watching T.V. in his spare time...hopes to one day own his own business.

Getting to Know U

Where I see myself in five years:

NBA with a college degree and owning my own business

Any game day superstitions:

Pray!

I hate to admit it, but I love:

To dance in front of the mirror and sing in the shower

Best advice ever received:

Don't spend all summer long working on your jumper, if you are not going to shoot in the game

If I could meet anyone, alive or dead, it would be:

Dr. Martin Luther King, Jr.

If you could run practice for a day, what would you focus on?

Full court press defense and alley-oop plays

Why did you choose your major:

Because I want to own my own restaurant some day

What is one of the best things about playing basketball at UM:

The atmosphere

6-0, 193, Freshman, Guard
Miami (Miami Senior)



High School

Averaged 26.5 points, 8.9 rebounds and 5.7 assists per game in his final year at Miami Senior High School...Rated the 16th-best point guard in the 2007 class by Scout.com...considered the 17th-best 2007 point guard prospect in the nation and the sixth-best player in the state of Florida by Rivals.com...a four-year First Team All-State selection...paired with current UM teammate Dwayne Collins to capture the 2005 State Championship...Averaged 20.0 points, 10.0 assists as a junior and 25.4 points as a sophomore.

Personal

Born Edwin Rios, goes by "Eddie"...Plans on majoring in sports administration...knew he wanted to play at Miami when he saw former Hurricanes Marcus Barnes (2000-02) and John Salmmons (1998-02) play at UM...wears number five because "many great point guards have worn the number."

Getting to Know U

Favorite sport to watch (other than basketball):

Boxing

Favorite athlete(s):

Gilbert Arenas, Steve Nash, Sebastian Telfair, Kobe, Tim Hardaway, and Mike Tyson

Favorite Movies:

The Matrix (all 3), Superbad and Knocked Up

Favorite TV Shows:

Family Guy

Where I see myself in five years:

Playing professional basketball

Best advice ever received:

It's not the size of the dog in the fight, but it's the size of the fight in the dog

Favorite foods:

Rice and beans with platinos and steak

If you could run practice for a day, what would you focus on?

Ball handling and shooting

Reality show you would most like to be on:

Fear Factor

Are there any movies you could watch over and over without getting tired of:

The Matrix, Superbad, and Spiderman 1, 2, 3



Lance Hurdle with Seth Levine, Professor, Accounting



Eddie Rios with Georgina Santiago, Professor, Math



#45 Julian Gamble

#20 Cyrus McGowan

U BASKETBALL

6-9, 258, Freshman, Center
Durham, N.C. (Southern Durham)



High School

Three-year letterwinner at Southern Durham High School, the same high school as current UM teammate Anthony King...Averaged 18 points, 10 rebounds and five blocks per game as a senior...A two-time all-conference selection...rated the No. 27 center in the class of 2007 by Scout.com and the No. 4 overall player in the state of North Carolina by Rivals.com.

Personal

Plans on majoring in sports administration in order to "learn everything needed to make athletics successful"...enjoys playing video games in his spare time.

Getting to Know U

Favorite sport to watch (other than basketball):

Football

Favorite sport to play (other than basketball):

Tennis

Favorite athlete(s):

Lebron James and Dwight Howard

Favorite pro sports team:

New York Yankees

Favorite Movies:

Coach Carter, Love and Basketball, The Wood, Next Friday

Any game day superstitions:

Eating crackers and dipping them in peanut butter, and two pairs of socks

Best advice ever received:

People may doubt what you say, but they will always believe what you do

If I could meet anyone, alive or dead, it would be:

Tupac

Favorite foods:

French toast, soul food and pizza

Reality show you would most like to be on:

College Hill

Three songs on a playlist that get you ready for a game?

Any T.I., Kanye West, or Ludacris songs

Why did you choose your major:

I have a passion for sports


What is one of the best things about playing basketball at UM:

Being around the coaches and my team mates in a great city



Julian Gamble with Zisca Burton, Professor, English

6-9, 232, Junior, Forward
Brooksville, Miss. (Meridian/Arkansas)



At Arkansas (2005-07):

Averaged 0.8 points and 1.0 rebound in two seasons at Arkansas...Appeared in 23 games, including one start, as a freshman in 2005-06...Averaged 0.9 points and 1.2 rebounds in his first season with the Razorbacks...Saw time in 17 games, averaging 0.6 points and 0.6 rebounds as a sophomore in 2006-07.

High School:

Averaged 11.1 points, 12.3 rebounds and 4.0 blocks as a senior...Led MHS to a 28-9 overall record his senior year...Rated the No. 77 overall prospect and No. 6 center in the class of 2005 by Rivals.com...Rated the No. 8 center in the class of 2005 by

Scout.com...Rated the No. 72 player in the nation by TheInsiders.com and was the 24th-best prospect at the 2004 ABCD Camp...Named Second Team All-State, All-Area, All-Region and Region MVP as a senior...McDonald's All-America nominee...As a senior and a junior, earned team Defensive Player of the Year honors at Meridian.

Personal:

Plans on majoring in communications...Has hopes of one day becoming a sports broadcaster...Enjoys watching movies off the court...Member of the National Honor Society and graduated with honors from Meridian.

Getting to Know U

Favorite sport to watch (other than basketball):

Tennis and soccer

Where I see myself in five years:

Playing basketball somewhere

Where I see myself in ten years:

If not playing basketball, probably commenting

If I could have one superpower:

Osmosis

Best advice ever received:

No one tells 100 percent of the truth 100 percent of the time

If I could meet anyone, alive or dead, it would be:

Martin Luther King

Favorite foods:

Eggplant parmesan

Reality show you would most like to be on:

Survivor

Are there any movies you could watch over and over without getting tired of:


Lord of the Rings and The Matrix

If you could be famous for something other than basketball, what would it be:

Finding the cure for AIDS

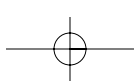
Why did you choose your major:

It's something that I find great joy in doing and understanding people is what I'm all about



Cyrus McGowan and Sam Grogg, Dean, School of Communications

THE HURRICANES



hurricanesports.com

U BASKETBALL

Hurricanesports.com

Hurricanesports.com is the official website for up-to-the-minute news and information, including All-Access (Audio/Video clips), photo galleries, GameTracker (live statistics) and wireless updates on University of Miami football. Hurricanesports.com is a member of CSTV Online. CSTV Online is the largest aggregation of online content, commerce and consumers focused on college athletics. CSTV is a subsidiary of CBS. Through its Official Athletic Sites, CSTV provides online brand management, content delivery, consumer marketing, and business/commerce solutions to more than 200 university athletic departments, conferences and associations throughout the country. Now in its 12th year of providing services to the top brands in college sports, the CSTVO business has continued to show dramatic growth in both the quality and quantity of properties. Currently, over 60 percent of all Division 1A schools are members of CSTV.

Comprehensive Basketball Information

All news releases are posted to the hurricanesports.com website. Media can access the latest news of University of Miami men's basketball by checking in regularly to hurricanesports.com's front page or the main men's basketball page.

Basketball Weekly Release

A complete informational packet is produced preceding an upcoming game during the regular season. Media may access the game release via a posting on the website or can download a pdf file of the release via Adobe Acrobat software.

Game Day Coverage

Throughout the season, hurricanesports.com is the place to go for fans and news media for the latest on the Hurricanes. GameTracker provides live up-to-the-minute statistics are provided via hurricanesports.com. Also, extensive post-game coverage will appear, including a game recap, photos, post-game notes and quotes, and audio.

Bios, Statistics, Etc.

Almost any information a media member could want regarding University of Miami men's basketball is available via the hurricanesports.com website. Media members can access biographical data on the entire coaching staff and current roster, along with updated statistics for the team and individual players, game recaps, and several special historical features.

AN ORANGE BOWL COMMITTEE EVENT

Feel It. Taste It. Experience It.

The Power of Orange Is Calling.

HOME OF THE ACC CHAMPION...JAN 3, 2008 orangebowl.org



HURRICANESPORTS.COM

Official Athletic Site of the *miami hurricanes*

COUNTDOWN
Miami Football vs. Georgia Tech 10/13/07

3	02	06	19
Days	Hours	Mins	Secs

TICKET CENTER

MY ACCOUNT | RENEWALS | BUY TICKETS | GROUPS

Football | Men's Basketball | Women's Basketball | Baseball

- SPORTS
- SCHEDULES
- INSIDE ATHLETICS
- FANS
- MULTIMEDIA
- FOR RECRUITS
- THE UNIVERSITY
- THEACC.COM
- TICKETS
- HURRICANE CLUB
- ONLINE STORE

TOP STORIES Powered by: **HUMMER**
LIVE NOTHING ELSE!



WATCH TODAY'S FOOTBALL PRESS CONFERENCE

10/9/2007 - Football

Coach Randy Shannon addressed the media today at 11:30 and previewed this Saturday's game with Georgia Tech at noon in the Orange Bowl. [FULL STORY](#)



>> NEWS RELEASE ARCHIVE <<

PROMOS CLICK HERE FOR TICKETS

GO CANES WEAR ORANGE!

U vs. GT

HURRICANES VS. GEORGIA TECH
SATURDAY, OCTOBER 13, 2007
THE ORANGE BOWL

CANES ALL-ACCESS Delivered by: **at&t**

CANES ALL-ACCESS

FREE PREVIEW

ONLINE STORE

For the Cure

Click Here!

Proceeds from every Pink Ribbon purchase will benefit Breast Cancer Research

CDW

- LAUNCH BROADBAND CHANNEL
- Post-Practice Football Interviews (10/5)
 - Post-Practice Football Interviews (10/4)
 - Football Interviews: Miami vs. Duke (9/29)
 - Stadium Announcement

EVENTS CALENDAR

Thursday, Oct 11	Event	Location	Time/Result	Coverage
	Women's Soccer	Boston College	Coral Gables, Fla. 7:00 PM	GT<
Friday, Oct 12	Event	Location	Time/Result	Coverage
	Swimming & Diving	Florida International	Coral Gables, Fla. 4:00 PM	
	Women's Volleyball	Boston College	Boston, MA 5:00 PM	

SWIMMING/DIVING

Splash Down on Tuesday


Tues., Oct. 16th
Miami vs.



Hear it live with a

FREE Dave Matthews Band

concert for



Jimmy Graham

UNIVERSITY



MIAMI

WHERE THE HEAT IS ON

"Welcome to Miami... bienvenidos a Miami." With 84 miles of Atlantic coastline, year-long sunshine and a boasted average daily temperature of 75 degrees, it is no wonder in his hit single, Will Smith dubbed Miami "the city where the heat is on."

THE HEAT ON THE COURT

Thanks to South Florida's year-round, sports-friendly climate, Miami has a lot to offer in outdoor recreational activities. From some of the PGA's finest golf courses to almost 700 parks, there is something for everyone. With countless opportunities for kayaking, scuba-diving, fishing, beach volleyball and rollerblading, there is no excuse for going without a tan.

South Florida truly has the perfect weather for sports and is one of only eight metropolitan areas in the United States that can boast of a professional franchise in each of the four major sports. The Major League's Florida Marlins had everybody "doing the fish" when they won the World Series in 1997 and 2003. The NFL's Miami Dolphins have thrilled fans for decades at Dolphin Stadium, which hosted the Super Bowl in 1995, 1999 and 2007. Despite the warm weather, South Florida's own hockey team, the Florida Panthers, keep up on the ice. And for basketball fans, the 2006 NBA Champion Miami Heat keep things hot at the American Airlines Arena.

MIAMI IS CALIENTE


Truly a melting pot, Miami is home to a variety of cultures, creating a totally unique, vibrant cultural mosaic. With representatives of every Hispanic nation in the world, Spanish serves as a second language to most of Miami's residents. Little Havana is the heart of Miami's Cuban community, where churro vendors line the streets, the aroma of high-octane cafe Cubano fills the air and the spirit of friendly competition fills Domino Park.

The spirit of the Caribbean is alive in Little Haiti, where many Haitian artists, musicians and entrepreneurs get their start in Miami. The proud focal point of this neighborhood is the Caribbean Market, an open-air replica of Port-au-Prince's Iron Market, where Creole is the dominant language.

SIZZLING THE SILVER SCREEN

With tropical weather, a high-quality labor pool, low production costs and direct links to Latin America, Miami has become one of the most important entertainment centers in the world. Dubbed as the Latin-American Hollywood by the *New York Times*, such blockbusters as *Big Trouble*—written by *Miami Herald* columnist Dave Barry, *Any Given Sunday*, *There's Something About Mary*, *The Birdcage* and *Wild Things* were all filmed in Miami.

A Hollywood favorite off-screen as well, Miami is home to dozens of celebrities and even more consider it a favorite weekend getaway. Glorinda and Emilio Estefan's Star Island estate and Gianni Versace's Ocean Drive mansion-turned-museum are just a couple examples of Miami's celebrity appeal. It is not uncommon to spot Sean "Diddy" Combs or Jamie Foxx dancing at a South Beach club or former president Bill Clinton playing golf at the Biltmore Hotel.



MIAMI FACTS

AVERAGE TEMPERATURE: 75 DEGREES
DAYS OF SUNSHINE: 300
MILES OF BEACHES: 84

MIAMI HOT SPOTS

For shopping, dancing or just plain people watching, Miami offers several places to see and be seen.

With over 800 buildings designed in the '30s and '40s, South Beach serves as the largest collection of Art Deco architecture in the world. Celebrity-owned restaurants, like Cameron Diaz's Bambu, night clubs such as Level—based on the format of New York's Studio 54, and a medley of huge anchor stores and unique boutiques create the flavor of Miami's most famous hot spot.

Coconut Grove, just a 10-minute drive from the University of Miami, is another student favorite. Built mainly by West Indian craftsmen brought in from the Bahamas, it still holds onto the Caribbean appeal its name suggests. Attracting writers, artists and non-conformists, this hub of the bohemian arts contributed to Miami's cultural renaissance. Fast-forward a century and the Grove is still one of Miami's hottest nightspots, with more than 75 cafes, restaurants and clubs that line the streets.

THE WARMTH OF CORAL GABLES, THE "CITY BEAUTIFUL"

The University of Miami campus is located in Coral Gables, dubbed the "City Beautiful". Founded by George Merrick almost a century ago, the Gables is one of Miami's most beautiful areas. The palm-lined streets are all named after European villages, each one bordered by Old Spanish style homes.

Downtown Coral Gables is bustling with the many offices of multi-national corporations, while the city's central boulevard—Miracle Mile—is home to a wide array of designer boutiques and art galleries. One Gables favorite is the Venetian Pool, a beautiful swimming lagoon carved out of coral, which features cascading waterfalls and underwater caves.

THE UNIVERSITY OF MIAMI

Foundation, UM ranked 62nd of all universities in expenditures of federal funds for research and development (FY 04).

Budget: The budget for 2006-07 was \$1.6 billion, with \$953 million projected for the medical campus. At the end of FY 06, the endowment for the University was \$620 million.

Development: In FY 06, contributions reached \$161.6 million in total private cash, gifts, and grants, a 19 percent increase from last year. In January 2006, Momentum: The Campaign for the University of Miami surpassed its \$1 billion goal 18 months ahead of schedule, and the institution set its sights on a new challenge: raising an additional \$250 million by the end of 2007. As of March 2006, the Momentum campaign had raised \$1.23 billion for scholarships, chairs, interdisciplinary centers and research initiatives.

A WORLD-CLASS STUDENT BODY

Enrollment at the University of Miami continues to experience tremendous growth. Applications for the freshman class during 2006-2007 reached 19,031.

The student body also has become more diverse. For fall 2006, Hispanics accounted for 26 percent and African-Americans for 9 percent, while Asian students accounted for 8 percent.

For fall 2006, women accounted for approximately 51 percent of the new freshman class, 55 percent of all undergraduates, and 49 percent of the graduate and professional students.

Education outside the traditional classroom is an important part of student life at the University of Miami. The University has 77 programs offered in 33 countries on a full academic year, semester or summer basis as well as UM faculty-led programs during intersession, spring break and summer.

THE UNIVERSITY OF MIAMI is one of the largest, most comprehensive private research universities in the southeastern United States, with a well-earned reputation for academic excellence. More than 15,000 undergraduate and graduate students from every state and 105 nations around the world call UM home during the academic semesters. The University has grown from its main location in the city of Coral Gables to the Leonard M. Miller School of Medicine campus located in Downtown Miami, the Rosenstiel School of Marine and Atmospheric Science on Virginia Key, the John J. Koubek Center in Little Havana, the James L. Knight Center in downtown Miami, and the South and Richmond campuses in southwest Miami-Dade County. With more than 10,000 full- and part-time faculty and staff, UM is one of the largest private employers in Miami-Dade County.


Enrollment: Total enrollment for the 2006-2007 academic year was 15,670 students. Of that number, 10,190 were undergraduate students, 3,175 were graduate students, and 1,986 were professional students. During the 2004-2005 academic year, the University awarded 2,392 bachelors, 1,014 master's, 401 J.D.'s, 128 M.D.'s, 108 Ph.D.'s, and 48 other doctorates.

New Freshman Standings: Over 40% of new freshmen graduated in the top 5 percent of their high school class. Almost two-thirds graduated in the top 10 percent of their high school class.

International Students: The University continues to attract able students from South Florida, as well as from other parts of the nation and around the world. It was one of the country's first universities to have an organized international recruitment program. The University of Miami sends representatives worldwide to seek qualified students. Students come from 105 foreign countries, the 50 states, three territories and the District of Columbia.

Honors Program/Honor Societies: Approximately 898 students participate in the Honors Program. UM has 49 academic honor societies, including Phi Beta Kappa.

Research: Research and sponsored program expenditures totaled \$267 million (FY 06). According to the National Science







ACADEMIC SUCCESS

The University of Miami, one of the nation's finest institutions of higher education, shows an unparalleled dedication to academics.

SETTING AN ACADEMIC PRECEDENT

- In three seasons as the head coach at the University of Miami, Frank Haith has graduated 100 percent of his senior student-athletes.
- Last season, UM's Jack McClinton and Jimmy Graham were named to the 2007 All-Atlantic Coast Conference Academic Men's Basketball team. Over the past two seasons, UM's five All-ACC Academic Team selections are more than any other school in the conference and for the second-straight season head coach Frank Haith's Hurricanes were one of only three schools to boast multiple honorees.
- The Hurricanes landed four men's basketball players on the Atlantic Coast Conference Academic Honor Roll in 2007, which notes academic excellence by student-athletes for the 2006-07 school year.

MIAMI'S ATHLETIC ACADEMIC SERVICES

The Athletic Academic Services Staff of the University of Miami Athletic Department is committed to providing the academic support services necessary to facilitate the graduation of student-athletes and the nurturing of skills to promote the development of responsible, well-rounded individuals. This mission is fulfilled through its commitment to promote athletics, academics, personal development and career development.



LEIGH HUSBAND



Leigh Husband is responsible for the academic advising for the men's basketball team. She is in her 10th year with Miami and has 17 years of experience in the field of athletic academic advising. During her tenure with the 'Canes, Husband has guided men's basketball student-athletes to 16 conference academic all-star selections.

"Leigh Husband is the best academic advisor I have ever been associated with. She does a tremendous job working with, tracking and motivating our student-athletes on a daily basis."

*Frank Haith
Head Men's Basketball Coach*

"Frank (Haith) is obviously an outstanding coach. But I was struck by his commitment to academics, and making certain that the athletes he recruits are committed to graduating."

*Dr. Donna E. Shalala
University of Miami President*

EXCELLENCE

THE UNIVERSITY OF MIAMI ATHLETIC DEPARTMENT MISSION STATEMENT

The Department of Intercollegiate Athletics of the University of Miami exists that, through its programs, student-athletes have the opportunity to achieve their full potential academically and athletically, and that the University and its constituents benefit from their being represented by students engaged in intercollegiate competition.

The University of Miami Department of Intercollegiate Athletics is committed:

- 1) To meet the obligations of the mission of the University of Miami.
- 2) To provide the opportunity for student-athletes to seek and achieve their potential through growth and development academically and athletically.
- 3) To provide through leadership, thoughtful guidance and quality programs, a positive environment for athletic excellence and achievement while developing leaders in their fields, in the classroom and for our community.
- 4) To support through its resources the academic objectives of its student-athletes, and to ensure their progress toward the goal of the academic degree which each seeks.
- 5) To provide and support athletic programs at the highest level of competition.
- 6) To recruit student-athletes of academic quality, good character and high athletic ability.
- 7) To comply with the rules and policies of all governing bodies and the University of Miami.
- 8) To provide equitable opportunities regardless of gender, race or creed.
- 9) To represent the University, its Board of Trustees, administration, faculty, students, staff, alumni and friends appropriately.
- 10) To develop the values of leadership, teamwork, discipline, sportsmanship and integrity among its student-athletes and staff.

CIARA MICHEL

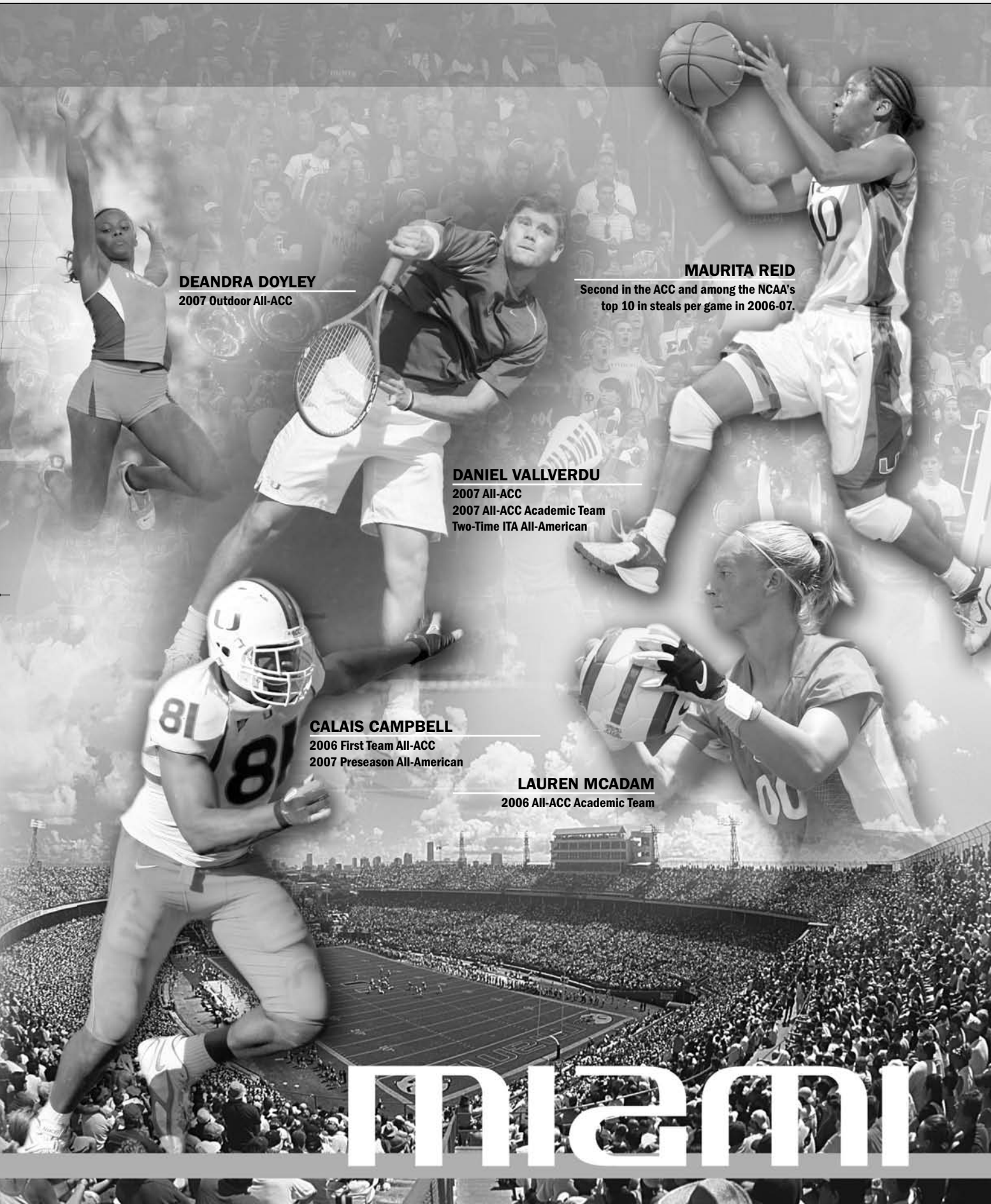
2006 Second Team All-ACC
2006 All-ACC Academic Team
2007 Preseason All-ACC Team

YONDER ALONSO

2007 Second Team All-ACC
2007 Baseball America Second Team All-American
2007 Collegiate Baseball Third Team All-American

JACK McCLINTON

2007 Third Team All-ACC
2007 All-ACC Academic Team



DEANDRA DOYLEY
2007 Outdoor All-ACC

MAURITA REID
Second in the ACC and among the NCAA's
top 10 in steals per game in 2006-07.

DANIEL VALLVERDU
2007 All-ACC
2007 All-ACC Academic Team
Two-Time ITA All-American

CALAIS CAMPBELL
2006 First Team All-ACC
2007 Preseason All-American

LAUREN MCADAM
2006 All-ACC Academic Team

miami

U FACILITIES



BANKUNITED CENTER



MARK LIGHT FIELD



GREENTREE PRACTICE FIELDS



BANKUNITED CENTER

Home to Hurricanes basketball, Miami opened competition at the "BUC" with an overtime win by the men's team over nationally-ranked North Carolina on Jan. 4, 2003. The University's first large-capacity venue for athletic, educational, cultural and community events, the \$48 million facility was totally funded through private donations.

COBB STADIUM

Through a major gift from Ambassador and Mrs. Charles E. Cobb and the Cobb family, Cobb

Stadium for Soccer and Track & Field opening in the spring of 1999. The project included the reconstruction and expansion of the University track and the construction of a new soccer field to accommodate the University's newly-formed soccer program. The facility includes seating for 500.

GREENTREE PRACTICE FIELDS

The practice home of the five-time national championship Miami football program, Greentree underwent a \$2 million renovation during the 1998 offseason and includes three

full-length prescription athletic turf fields and lights to allow evening practices.

HECHT ATHLETIC CENTER

Dedicated in 1979, the Hecht Athletic Center is home base for the University of Miami's Athletic Department, housing all of the administrative offices and many of the coaching offices for the Hurricanes.

KNIGHT SPORTS COMPLEX

Home to the UM women's volleyball team, the Knight Sports Complex

was completed in 1985 and houses practice courts, locker rooms and coaching offices. The facility was refurbished with a new permanent playing surface in the spring of 1994 and previously served as the home court of Miami women's basketball.

MARK LIGHT FIELD AT ALEX RODRIGUEZ PARK

Completed in 1977—and refurbished with natural grass for the first time in 1994, "The Light" has been the home of four-time College NCAA World Series Champions Hurricanes baseball. Currently

**ORANGE BOWL****HECHT ATHLETIC CENTER****NEIL SCHIFF TENNIS CENTER****NORMAN WHITTEN STUDENT UNION POOL****COBB STADIUM****KNIGHT SPORTS COMPLEX****WELLNESS CENTER**

undergoing renovations, the facility has a seating capacity of 5,000 and features an assortment of concessions for the enjoyment of fans.

NEIL SCHIFF TENNIS CENTER

Dedicated in 1987, the home of Miami tennis is one of the top-five facilities in the country. With 16 courts and seating for 1,000 spectators, the facility hosts many of the nation's top amateur events, including the International Junior Orange Bowl Tournament, ITCA Women's Rolex Qualifier and rounds of the NCAA Tournament.

NORMAN WHITTEN STUDENT UNION POOL

Located in the heart of UM's campus, the Whitten Student Union Pool has been home to 35 National Title winners and 28 Olympians, including three-time National Champion and five-time World Champion diver Greg Louganis.

ORANGE BOWL

Dedicated on Dec. 10, 1937, the Orange Bowl has served as the home of Miami football for seven decades. With a seating capacity of 72,319, the facility has played host

to five Super Bowls and numerous collegiate bowl games. Since 1970, when the national champion was first selected following the completion of the bowl season, the Orange Bowl Classic has hosted 11 games that decided the national title. Until the 1996 season, when the OBC moved to Dolphin Stadium, the Orange Bowl had hosted eight of the previous 11 national title games, including the University of Miami's championship wins in 1983, 1987 and 1991. Beginning in 2008, Miami's football program will call Dolphin Stadium its new home.

WELLNESS CENTER

This state-of-the-art recreation and fitness facility opened in January 1996. Located next to the Hecht and Stanford Residential Colleges, the Wellness Center provides students a variety of activities and services, including a fitness room with nautilus and free weights; aerobics, yoga and spinning classes; an elevated indoor track; gymnasium with basketball, volleyball and badminton courts; racquetball and squash courts; as well as an indoor pool, spa and sauna.

THE BANKUNITED CENTER




The BankUnited Center, a 7,000+ seat multipurpose entertainment facility located on the University of Miami's Coral Gables campus, has concerts, family shows, trade shows, lecture series, university events and sporting events hosting University of Miami Men's and Women's basketball teams.

The BankUnited Center is the University's first on-campus venue with

seating to accommodate large events. With its 7,900-seat capacity and 25 executive suites, the Center offers an ideal capacity for concerts, conferences, lectures series and banquets. It significantly increases the University's of Miami collegiate experience for its students by allowing on campus events such as commencements, sporting events, and pep rallies. The community also benefits from the venue's utiliza-

tion as a showcase for a host of family shows and special events.

The BankUnited Center is managed by Global Spectrum, a subsidiary of Philadelphia-based Comcast-Spectacor, which owns the Wachovia Center, the Wachovia Spectrum, the Philadelphia Flyers, the Philadelphia 76ers, the Philadelphia Phantoms, Flyers Skate Zone, Comcast SportsNet,



and the Bowie Baysox, the Delmarva Shorebirds and the Frederick Keys, all affiliates of the Baltimore Orioles.

The BankUnited Center has 25 suites. Each suite is equipped with twelve (12) box seats with three (3) additional bar stools; lounge area; television and phones along with a kitchen area with a bar and refrigerator. Suite holders also have access to the Hurricane 100

reception room, a special room that hosts pre-game and post-game events. This reception room includes concessions, rest rooms and meeting space available to members and their guests.

miami

EVENTS AT THE BANKUNITED CENTER




THE BANKUNITED CENTER: ONLY THE BEST

Since the BankUnited Center opened its doors in January 2003, it has played host to many of the top names in music and entertainment, as well as some of the biggest cultural events in South Florida.

The BankUnited Center has hosted a number of memorable events including North American tour launches for artists such as Coldplay, Green Day and Kanye West; a lecture series by his holiness the Dalai Lama, the historic first Presidential debate of the 2004 election between President George W. Bush and Senator John Kerry, and Univision television's Premios Juventud award show.

The BankUnited Center has also hosted such well known musical groups as Kanye West, Good Charlotte, Ludacris, Audioslave, Bow Wow, Ashanti, Green Day, Fat Joe & Terror Squad, 3-6 Mafia, Youngbloodz, Dem Franchise Boyz and Ja Rule.



miami



U TRADITION: HURRICANES 101



THE NAME: THE HURRICANES

It began in controversy. Some reports say the players on the 1927 football team held a team meeting to select Hurricanes, hoping they would sweep away opponents just as the devastating storm did on Sept. 16, 1926. Another version holds that Jack Bell, a columnist for the old Miami News, asked end Porter Norris of the 1926 team what the team should be called. Told that the local dignitaries and University officials wanted to name the team for a local flora or fauna, Norris said the players wouldn't stand for it and suggested "Hurricanes" since the opening game had been postponed by such a storm. From time to time, opposition has arisen to the name that would "reinforce Miami's negative reputation as a weather-beaten community living constantly under the threat of destruction." But as one UM official rationalized in the 1960s, "Does anyone think Chicago is overrun by bears just because the town has a football team by that name?"

THE COLORS: ORANGE, GREEN & WHITE

UM's school colors were selected in 1926 and are representative of the Florida orange tree—with orange symbolizing the fruit of the tree, green representing the leaves and white signifying the blossoms.

THE U

In 1973, UM's Athletic Federation, the fundraising arm of the athletic department at the time, commissioned a local public relations expert to develop a distinctive logo.

The University had gone several years with a variety of helmet and uniform changes, and the Federation noted that a number of major colleges have the initials UM. Miami designer Bill Bodenhamer suggested the "U" idea, which lent itself to distinctive logos for each sport as well as slogans like "U gotta believe" and "U is great". In recent years, the well-known U logo—and such outspoken proponents as former Miami standout and NFL Hall of Famer Michael Irvin, has inspired fans to begin referring to the University of Miami as "the U" and showing their support by making a U symbol with their hands.

THE MASCOT: SEBASTIAN THE IBIS

Folklore maintains that the ibis, a symbol of knowledge founding the Everglades and Egypt, is the last sign of wildlife to take shelter before a hurricane and the first to reappear after the storm. The local marsh bird was considered UM's first unofficial mascot when the school yearbook adopted the name "Ibis" in 1926. Its popularity grew among the students during the 1950s. In 1957, San Sebastian Hall, a residence hall on campus, sponsored an ibis entry in the homecoming celebration. The next year, student John Stormont performed at games in an Ibis costume that was glued, sewn and pinned together and served as the beginnings of today's bird. Through the years, the Ibis has become one of the most recognizable college mascots in the United States.

IRON ARROW

Members of the prestigious Iron Arrow Honor Society can be seen around campus wearing their brightly colored Seminole Indian jackets and beating the ritual drum on "the Rock" in front of the University Center (UC). Admission to the elite Tribe, a mystery to the uninitiated, is the highest honor attained at the University of Miami. Induction into Iron Arrow is known as tapping, a ritual that involves a procession and marking the tappees foreheads with orange, white and green stripes. Founded by Bowman Foster Ashe in 1926 only a month after the University opened, the society honors individuals who best exemplify the five qualities of Iron Arrow: love of alma mater, character, leadership, scholarship and humility.

miami



ALMA MATER

SOUTHERN SUNS AND SKY BLUE WATER,
 SMILE UPON YOU, ALMA MATER;
 MISTRESS OF THIS FRUITFUL LAND,
 WITH ALL KNOWLEDGE AT YOUR HAND,
 ALWAYS JUST TO HONOR TRUE,
 ALL OUR LOVE WE PLEDGE TO YOU.
 ALMA MATER, STAND FOREVER
 ON BISCAYNE'S WONDROUS SHORE.



BUILDING NEW TRADITIONS



GETTING NOTICED

- Head Coach Frank Haith is the first coach in Miami history to earn National Association of Basketball Coaches District 6 Coach of the Year honors in 2005, after leading the Hurricanes to the second-most wins (16) by a first-year coach in program history.
- Haith was also a 2005 Naismith National Coach of the Year Award Finalist.

POSTSEASON PROWESS

- Haith is the second head coach in UM history to take his team to the postseason in his first two years, guiding Miami to back-to-back postseason appearances for the first time since 2001-02.
- Guided Miami to its first National Invitation Tournament win since 1963 and to its first NIT road win in school history.
- Guided Miami to its first ACC Tournament win in 2006.

BEATING THE BEST


- Haith has coached Miami to nine wins over ranked opponents in three seasons – including four wins over ranked opponents in 2006-07, tying the school record.
- The Hurricanes have 30 wins over ranked teams since 1994, and have defeated at least one ranked opponent at home in 12 of the last 13 seasons.

ROAD WARRIORS

- Haith led Miami to its first win over North Carolina in Chapel Hill in 2006, and also guided the Hurricanes to a win over Florida in Gainesville in 2004.

EXCELLENCE – ON AND OFF THE COURT

- Since Coach Haith came to Miami, all 10 seniors have earned their degrees (100% graduation rate).



miami

UM guards rattle Gators

BY MARK LONG
THE ASSOCIATED PRESS
GAINESVILLE • Anthony Harris considered many

Miami backcourt pours in 55 problems on offense and defense. Guillermo Diaz and Robert Hite played 74 minutes and scored turnovers. Harris stayed on the floor.

MIAMI 84, NO. 14 MARYLAND 70
Three guards supply firepower
UF GOES TO 14-0, 9C
MONROE LIFTS FAU, 9C



UM 72, NO. 19 FLORIDA 65

Hurricanes are serving notice

With both schools' football programs earning the spotlight, UM snatched some recognition by beating UF in Gainesville for the first time since 1963.

MICHELLE KAUFMAN
mkaufman@herald.com

GAINESVILLE — Maybe the crazed University of Florida fans are so busy buzzing about

new coach Urban Meyer that the Gators' stunning 72-65 basketball loss to the University of Miami on Saturday will be relegated to an afterthought.

Ditto for the Hurricane faithful, so caught up in what happened at the Orange Bowl they didn't realize there was a big game going on simultaneously at the O'Connell Center. But for new UM coach

coach Frank Haith and his aided team, a road win over the 19th-ranked state rival was a major news.

UM's backcourt of Harris, Guillermo Diaz and Hite combined for 55 points of-37 shooting to knock out the Gators, the first time since



MIAMI 81, NO. 20 NORTH CAROLINA 70

'Canes shock Tar Heels

Diaz and Hite each score 24 points as UM tops UNC for just the second time.

The Associated Press

CHAPEL HILL, N.C. — Earlier this season, Miami appeared to be drifting toward the kind of year that would have fans counting down the months to football season.

Two straight wins against opponents might change that.

Miami started 4-3 while playing without guard Anthony Harris, who was sidelined with a broken right foot. But the Hurricanes have won six of nine since Harris returned, losing only to No. 2 Florida, No. 10 Louisville and No. 18 North Carolina State.

The 6-foot-2 junior showed his value against the Tar Heels, scoring 17 points and making the go-ahead three-pointer during a 12-0 spurt in the final 4 1/2 minutes.

Now Miami must maintain that momentum heading into home games with Clemson and No. 15 Boston College.

"We kept stressing to our kids

"It was a total breakthrough what we like to think we do every day." Tar Heels coach Williams said. "Very, very disappointing afternoon."

Late in the fourth, Miami went on a 12-0 run, going ahead when Diaz found Harris for a layup and a 65-62 lead with 3:46 left. Later, Diaz swished a three-point shot clock expired for a 70-65 lead with 1:37 to play.

BEATING THE ODDS

Despite enduring an injury-plagued regular season, the Hurricanes had 22 regular-season wins and a 10-1 record in the ACC.


UM's defense has been the key to their success. The team has held opponents to a 47.5 percent shooting percentage, the lowest in the ACC.

UM's offense has been equally impressive. The team has scored 78.5 points per game, the highest in the ACC.

The Hurricanes' success is a testament to the coaching of Frank Haith and the hard work of the players.



THE NEXT LEVEL



RICK BARRY



TITO HORFORD

PREPARING FOR THE NEXT LEVEL

Throughout the years, the University of Miami has proven to be a building ground for players looking to excel beyond the college ranks and into the world of professional basketball. The Hurricanes have had 16 players selected in the NBA Draft, including first-round selections Tim James (1999) and John Salmons (2002), and second-round picks James Jones (2003) and Guillermo Diaz (2006).

Notable Hurricane alumni who have gone on to star in the NBA include the legendary Rick Barry, who was named one of the 50 Greatest Players in NBA history in 1996. Miami's all-time leading scorer and a Basketball Hall of Fame inductee, he is also the only player to lead the NCAA, ABA and NBA in scoring.

Heading into the 2007-08 preseason, four former Hurricanes – Guillermo Diaz (Los Angeles Clippers), Robert Hite (New Jersey Nets), James Jones (Portland Trailblazers) and John Salmons (Sacramento Kings) – don NBA uniforms.


Over Miami head coach Frank Haith's career, he has had a dozen or more players go on to play or be drafted in the NBA, including LaMarcus Alridge (Portland Trailblazers), Daniel Gibson (Cleveland Cavaliers), Josh Howard (Dallas Mavericks), T.J. Ford (Toronto Raptors) and former Hurricanes Robert Hite (Miami Heat) and Guillermo Diaz (Los Angeles Clippers).

“I have watched Frank Haith help develop college players into NBA players at both Wake Forest and at Texas. Frank knows what it takes to prepare players for the NBA and because Frank's players are so fundamentally sound, I will always give his players strong consideration when preparing for the draft.”

Lance Blanks
Assistant General Manager, Cleveland Cavaliers



miami



JAMES JONES

GUILLERMO DIAZ

ROBERT HITE

JOHN SALMONS

TIM JAMES

STRENGTH & CONDITIONING

HURRICANE STRENGTH & CONDITIONING PROGRAM

Operating under the direction of Assistant Strength and Conditioning Coach Mac Calloway, formerly of the NBA's Orlando Magic, the UM men's basketball strength and conditioning program is designed to minimize injury risk and enhance all physical parameters, including strength, speed, power, flexibility and cardiovascular endurance.

To help achieve this goal, the University added a \$4.9 million weight room at the Hecht Athletic Center. The 12,000-square foot state-of-the-art facility houses 20 custom-designed weight lifting stations, 17 cardiovascular machines, a stretching station, a dumbbell and rehab station and over 44,000 pounds of weights.

The men's basketball program also benefits from a recently-completed, state-of-the-art weight room at the BankUnited Center. The BankUnited facility features four custom designed weight-lifting stations, cardiovascular machines and nearly 12,000 pounds of weights.

Each year when freshmen athletes report, baseline data is collected and a weight-training program is designed. Under the guidance of the strength staff, each student-athlete's progress is closely monitored and documented.

“Mac Calloway has a tremendous amount of knowledge about the athlete's body, and his strength and conditioning programs help each individual reach their full physical potential.”

***Frank Haith
Head Coach, University of Miami***



miami



INDIVIDUAL DEVELOPMENT

The backbone of the University of Miami basketball program is the coaching staff's commitment to player development. Individual workouts include drills to improve shooting, ball handling, post moves, footwork, agility and stamina. Each individual program is developed by head coach Frank Haith and is tailored to fit the needs of each student-athlete.

PRESEASON

Preseason individual workouts begin on the first day of class in the fall. Coach Haith and the coaching staff instruct Miami players three times a week for 40 minutes, focusing on skill development and comprehension of the game. In addition, strength and conditioning coach Mac Calloway will devise a plan to improve each player's strength, agility, speed, jumping and flexibility. In the pre-season, Miami players lift three times a week and speed train twice a week.

THE SEASON


During the basketball season, weightlifting is cut back to two to three times per week to ensure sufficient rest and no loss of training gains. Individual workouts concentrate on shooting, while team practices afford the Miami players the opportunity to learn and work with the entire squad and coaching staff.

POSTSEASON

Postseason workouts begin two weeks following the conclusion of the season and continue until the end of the spring semester. Coaches evaluate areas in need of team and individual improvement and compose a plan to address those needs. Miami players also lift four times a week with Calloway. Over the course of these workouts, vertical jumps increase an average of two to five inches.

SUMMER

Once the spring academic semester is finished, the Miami coaching staff's commitment to its players carries on. Student-athletes continue to lift four times per week while also improving speed and conditioning. Pick-up games involving former and current Miami and NBA players are the norm all summer long.



miami



MEDIA EXPOSURE

TELEVISION MARKETS

- Miami is the 17th largest TV market in the nation with 1,522,960 households.
- Miami is the fourth largest TV market among ACC schools.

Top-20 TV Markets

1.	New York	7,375,530
2.	Los Angeles	5,536,430
3.	Chicago	3,430,790
4.	Philadelphia	2,925,560
5.	Boston	2,375,310
6.	San Francisco-Oak-San Jose	2,355,740
7.	Dallas-Ft. Worth	2,336,140
8.	Washington, DC	2,252,550
9.	Atlanta	2,097,220
10.	Houston	1,938,670
11.	Detroit	1,936,350
12.	Tampa-St. Pete	1,710,400
13.	Seattle-Tacoma	1,701,950
14.	Phoenix	1,660,430
15.	Minneapolis-St. Paul	1,652,940
16.	Cleveland-Akron	1,541,780
17.	Miami/Ft. Lauderdale	1,522,960
18.	Denver	1,415,180
19.	Sacramento	1,345,820
20.	Orlando-Daytona	1,345,700

ACC TV Markets

Rk.	Institution	TV Market	TV Households
5.	Boston College	Boston, Mass.	2,375,310
8.	Maryland	Washington, D.C.	2,252,550
9.	Georgia Tech	Atlanta, Ga ...	2,097,220
17.	Miami	Miami/Ft. Lauderdale, Fla ...	1,522,960
29.	Duke, UNC, NC State	Raleigh/Durham/Chapel Hill, N.C.	985,200
35.	Clemson	Greenville/Spartanburg, SC/Asheville, N.C.	815,460
47.	Wake Forest	Greenboro/Winston-Salem, N.C.	652,020
68.	Virginia Tech	Roanoke/Lynchburg, Va.	440,390
109.	Florida State	Tallahassee, FL/Thomasville, Ga.	261,250
186.	Virginia	Charlottesville, Va.	69,750

- Over the last seven seasons Miami has had 158 televised games including 47 nationally televised contests (ESPN, ESPN2, ABC, CBS).

RADIO MARKETS

- The Miami/Ft. Lauderdale/Hollywood, FL radio market ranks as the 12th largest in the nation and fourth among ACC schools.

Top-20 Radio Markets (Metro 12+ Population)

1.	New York	15,332,000
2.	Los Angeles	10,790,100
3.	Chicago	7,698,300
4.	San Francisco	5,829,700
5.	Dallas-Ft. Worth	4,730,200
6.	Philadelphia	4,354,900
7.	Houston-Galveston	4,353,000
8.	Washington, DC	4,132,800
9.	Detroit	3,892,600



miami



10.	Atlanta	3,860,100
11.	Boston	3,841,100
12.	Miami-Ft. Lauderdale-Hollywood	3,505,100
13.	Puerto Rico	3,250,400
14.	Seattle-Tacoma	3,204,800
15.	Phoenix	2,938,500
16.	Minneapolis-St. Paul	2,632,400
17.	San Diego	2,484,900
18.	Nassau-Suffolk (Long Island)	2,393,800
19.	Tampa-St. Petersburg-Clearwater	2,262,900
20.	St. Louis	2,262,000

ACC Radio Markets

Rk.	Institution	Radio Market	Metro 12+ Population
8.	Maryland	Washington, D.C.	4,132,800
10.	Georgia Tech	Atlanta, Ga.	3,860,100
11.	Boston College	Boston, Mass.	3,841,100
12.	Miami	Miami/Ft. Lauderdale/Hollywood, Fla.	3,505,100
43.	Duke, UNC, NC State	Raleigh/Durham/Chapel Hill, N.C.	1,143,700
45.	Wake Forest	Greenboro/Winston-Salem/High Point, N.C.	1,113,300
60.	Clemson	Greenville-Spartanburg, S.C.	813,700
116.	Virginia Tech	Roanoke-Lynchburg, Va.	404,000
163.	Florida State	Tallahassee, Fla.	246,400
231.	Virginia	Charlottesville, Va.	147,200

NEWSPAPER MARKETS

- The University of Miami is covered daily by three major newspapers: Miami Herald, South Florida Sun-Sentinel and Palm Beach Post.
- The Miami Herald and South Florida Sun-Sentinel rank among the nation's top-32 newspapers with regards to circulation. The Miami Herald ranks 25th with a circulation of 429,697 while the Sun-Sentinel ranks 32nd with a circulation of 359,772. The Palm Beach Post ranks 61st with a daily circulation of 217,634.
- The daily newspapers that cover UM are located in two of the top-50 newspaper markets in the nation. The Miami/Ft. Lauderdale market (Miami Herald, South Florida Sun-Sentinel) ranks as the 12th largest (pop. - 3,876,380) newspaper market in the U.S., while the West Palm Beach/Boca Raton market (Palm Beach Post) ranks 44th (pop. - 1,131,184).

Top-20 Newspaper Markets (Population)

1.	New York-Northern New Jersey-Long Island	21,199,865
2.	Los Angeles-Riverside-Orange County	16,373,645
3.	Chicago-Gary-Kenosha	9,157,540
4.	Washington-Baltimore	7,608,070
5.	San Francisco-Oakland-San Jose	7,039,362
6.	Philadelphia-Wilmington-Atlantic City	6,188,463
7.	Boston-Worcester-Lawrence	5,819,100
8.	Detroit-Ann Arbor-Flint	5,456,428
9.	Dallas-Fort Worth	5,221,801
10.	Houston-Galveston-Brazoria	4,669,571
11.	Atlanta	4,112,198
12.	Miami-Fort Lauderdale	3,876,380
13.	Seattle-Tacoma-Bremerto,	3,554,760
14.	Phoenix-Mesa	3,251,876
15.	Minneapolis-St. Paul	2,968,806
16.	Cleveland-Akron	2,945,831
17.	San Diego	2,813,833
18.	St. Louis	2,603,607
19.	Denver-Boulder-Greeley	2,581,506
20.	Tampa-St. Petersburg-Clearwater	2,395,997

ACC Newspaper Markets Ranked in Top-50

Rk.	Institution	Radio Market	Population
4.	Maryland	Washington, D.C./Baltimore, Md.	7,608,070
7.	Boston College	Boston/Worcester, Mass.	5,819,100
11.	Georgia Tech	Atlanta, Ga.	4,112,198
12.	Miami	Miami/Ft. Lauderdale, Fla.	3,876,380
36.	Wake Forest	Greenboro/Winston-Salem/High Point, N.C.	1,251,509
40.	Duke, UNC, NC State	Raleigh/Durham/Chapel Hill, N.C.	1,187,941



**KEEP YOUR EYE ON THE BALL.
LET RICOH DO THE REST.**

Ricoh Business Solutions has a lineup of dedicated professionals ready to help your business compete in a tough game.

We offer an unmatched portfolio of high-impact solutions that help your team create high-quality materials for marketing, training, and sales.

Make your documents take you to the end zone. Call now to speak with a representative or visit www.ricohbusinessolutions.com and learn more about how we can help you drive your business.

Ricoh Business Solutions
305-821-2039



RICOH



MULTIFUNCTION
COPIERS –
DIGITAL, COLOR,
MONOCHROME

PRINTERS

FACSIMILE,
MULTIFUNCTIONAL

DIGITAL DUPLICATORS

WIDE FORMAT SYSTEMS

ELECTRONIC FILE
STORAGE/RETRIEVAL

FACILITIES MANAGEMENT

SCANNING SERVICES

NETWORK SERVICES

SERVICE & SUPPORT

U miami.

Ricoh is proud to support University of Miami!



Anthony King

THE ACC





Atlantic Coast Conference

UBASKETBALL



John D. Swafford
ACC Commissioner

The Tradition

Consistency. It is the mark of true excellence in any endeavor.

However, in today's intercollegiate athletics, competition has become so balanced and so competitive that it is virtually impossible to maintain a high level of consistency.

Yet the Atlantic Coast Conference

has defied the odds. Now in its 55th year of competition, the ACC has long enjoyed the reputation as one of the strongest and most competitive intercollegiate conferences in the nation. And that is not mere conjecture, the numbers support it.

Since the league's inception in 1953, ACC schools have captured 105 national championships, including 56 in women's competition and 47 in men's. In addition, NCAA individual titles have gone to ACC student-athletes 139 times in men's competition and 86 times in women's action.

If success is best measured in terms of wins and losses, then the ACC is unrivaled in NCAA annals. With North Carolina's victory over Illinois in the 2005 NCAA title game, ACC teams have captured 10 NCAA basketball championships, including six over the last 17 years.

No conference has posted a better NCAA Tournament record than the ACC since the NCAA's inaugural tournament in 1939. With an impressive 65-33 mark over the past six years, the 12 current conference members have posted an NCAA Tournament-best mark of 364-203 for a sterling .642 winning percentage against the nation's toughest competition.

In the 23 years of the current 64-team field, the ACC has produced 21 Final Four teams, an average of almost one per year and five more than any other conference.

Since 1985, when the NCAA Tournament was expanded to 64 teams, ACC teams have been even more impressive compiling a 227-111 (.672) NCAA record, including 62 "Sweet 16" appearances and 21 Final Four berths - all NCAA Tournament bests. Since 1985, 62 of the 116 ACC teams receiving NCAA berths have won at least two NCAA Tournament games.

Following their title run in 2005, North Carolina's Tar Heels lead all ACC schools with four NCAA basketball championships to their credit. Duke has claimed three national titles, NC State two and Maryland one. The Tar Heels have captured NCAA titles in 1957, 1982, 1993 and 2005 while the Blue Devils won their third title in 2001, following back-to-back championships in 1991 and 1992. The Wolfpack walked away with the coveted crown in 1974 and 1983 while the Terps claimed the 2002 national title.

The ACC has 10 or more NCAA Tournament wins in four of the last seven years and 13 times overall and the league has not posted a losing record in NCAA Tournament play since 1987. The conference's 18-year non-losing streak in NCAA Tournament play is tops among all conferences.

Since 1981, the ACC has produced 36 consensus All-Americans - 16 more than any other conference. Since 1981, the ACC has accounted for 26 percent of the nation's consensus All-Americans (36-of-140).

Six of the last 11 and eight of the last 15 consensus National Players of the Year have come from the ACC.

Since 1975, the ACC has had 15 consensus national players of the year - 12 more than any other conference. Eight of the ACC's 15 National Players of the Year were unanimous selections.

A year ago the ACC led all conferences with 54 players in the NBA. In addition, over the past two years 23 ACC players have made their NBA debuts, including 15 in 2006 and eight last year.

This past June the ACC led all conferences with six players selected in the first round of the annual NBA draft. The ACC has had the most, or tied for the most, first round draft picks in four of the past six years and in 10 of the last 15. Since 1986, the ACC has had 88 first round selections - 19 more than any other conference.

The ACC became the first conference in NCAA history to have 10 teams finish the season with 20 or more wins and for the second-straight year, 10 ACC teams took part in post-season play in 2006-07, including an ACC record seven NCAA Tournament teams.

For the first time in league history, the ACC surpassed the 2.4 million mark in attendance in 2006-07. The 12 league schools totaled 2,435,441 over 213 regular season games and six ACC Tournament sessions.

The stature of ACC basketball is no where more clearly defined than by the league's regional and national television exposure. A year ago, a record-setting 278 television appearances involving ACC teams, highlighted the 2006-07 schedule, including 156 appearances on national television networks.

The Championships

The conference will conduct championship competition in 25 sports during the 2007-08 academic year - 12 for men and 13 for women.

The first ACC championship was held in swimming on February 25, 1954. The conference did not conduct championships in cross country, wrestling or tennis during the first year.

The 12 sports for men include football, cross country, soccer, basketball, swimming, indoor and outdoor track, wrestling, baseball, tennis, golf and lacrosse. Fencing, which was started in 1971, was discontinued in 1981.

Championships for women are currently conducted in cross country, volleyball, field hockey, soccer, basketball, swimming, indoor and outdoor track, tennis, golf, lacrosse, softball and rowing.

A History

The Atlantic Coast Conference was founded on May 8, 1953, at the Sedgfield Inn near Greensboro, N.C., with seven charter members - Clemson, Duke, Maryland, North Carolina, North Carolina State, South Carolina and Wake Forest - drawing up the conference by-laws.

The withdrawal of seven schools from the Southern Conference came early on the morning of May 8, 1953, during the Southern Conference's annual spring meeting. On June 14, 1953, the seven members met in Raleigh, N.C., where a set of bylaws was adopted and the name became officially the Atlantic Coast Conference.

Suggestions from fans for the name of the new conference appeared in the region's newspapers prior to the meeting in Raleigh. Some of the names suggested were: Dixie, Mid South, Mid Atlantic, East Coast, Seaboard, Colonial, Tobacco, Blue-Gray, Piedmont, Southern Seven and the Shoreline.

Duke's Eddie Cameron recommended that the name of the conference be the Atlantic Coast Conference, and the motion was passed unanimously. The meeting concluded with each member institution assessed \$200.00 to pay for conference expenses.

On December 4, 1953, conference officials met again at Sedgfield and officially admitted the University of

Virginia as the league's eighth member. The first, and only, withdrawal of a school from the ACC came on June 30, 1971, when the University of South Carolina tendered its resignation.

The ACC operated with seven members until April 3, 1978, when the Georgia Institute of Technology was admitted. The Atlanta school had withdrawn from the Southeastern Conference in January of 1964.

The ACC expanded to nine members on July 1, 1991, with the addition of Florida State University.

The conference expanded to 11 members on July 1, 2004, with the addition of the University of Miami and Virginia Polytechnic Institute and State University. On October 17, 2003, Boston College accepted an invitation to become the league's 12th member starting with the 2005-06 academic year.

School Affiliations

BOSTON COLLEGE — Charter member of the Big East Conference in 1979; joined the ACC in July, 2005.

CLEMSON — Charter member of the Southern Intercollegiate Athletic Association in 1894; a charter member of the Southern Conference in 1921; a charter member of the Atlantic Coast Conference (ACC) in 1953.

DUKE — Joined the Southern Conference in December, 1928; charter member of the ACC in 1953.

FLORIDA STATE — Charter member of the Dixie Conference in 1948; joined the Metro Conference in July, 1976; joined the ACC July, 1991.

GEORGIA TECH — Charter member of the Southern Intercollegiate Athletic Association in 1894; charter member of Southern Conference in 1921; charter member of the SEC in 1932; joined the ACC in April, 1978.

MARYLAND — Charter member of the Southern Conference in 1921; charter member of the ACC in 1953.

MIAMI — Charter member of the Big East Football Conference in 1991; joined the ACC in July, 2004.

NORTH CAROLINA — Charter member of the Southern Intercollegiate Athletic Association in 1894; charter member of the Southern Conference in 1921; charter member of the ACC in 1953.

NC STATE — Charter member of the Southern Conference in 1921; charter member of the ACC in 1953.

VIRGINIA — Charter member of the Southern Intercollegiate Athletic Association in 1894; charter member of the Southern Conference in 1921; resigned from Southern Conference in December 1936; joined the ACC in December, 1953.

VIRGINIA TECH — Charter member of the Southern Conference in 1921; withdrew from the Southern Conference in June, 1965; became a charter member of the Big East Football Conference in Feb. 5, 1991; joined the ACC in July, 2004.



WAKE FOREST — Joined the Southern Conference in February, 1936; charter member of the ACC in 1953.





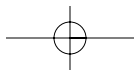
The ACC member institutions collectively possess a rich men's basketball tradition that includes:

- 10 NCAA Championship Titles
- 367 NCAA Tournament Wins
- 28 National Players of the Year
- 20 National Coaches of the Year
- 58 Consensus All-Americans
- 131 First-Team All-Americans
- 33 Academic All-Americans
- 140 NBA First Round Draft Picks
- 9 NBA First Overall Draft Picks



ACC

A TRADITION OF EXCELLENCE
Then, Now, and Always.
www.theACC.com



2007-08 ACC Composite Schedule

UBASKETBALL

Date	TV	Time
Friday, November 9		
UNC Greensboro at Georgia Tech		6:00
North Carolina Central at Duke		7:00
Nicholls State at Florida State		7:00
Elon at Virginia Tech		7:00
Fairfield at Wake Forest		7:00
Saturday, November 10		
New Hampshire at Boston College	NESN	4:00
Florida Southern at Miami	FSN-FL	4:30
Sunday, November 11		
Vermont at Virginia		2:00
Georgia Tech at Tennessee State		7:00
Maryland vs. TBA	ESPNU	8:00
CBE Classic, College Park, Md.		
Monday, November 12		
Florida Atlantic at Boston College		7:00
New Mexico State at Duke	ESPN2	7:00
Georgia Southern at Florida State		7:00
Glenn Wilkes Classic, Tallahassee, Fla.		
Furman at Clemson		7:30
Maryland in CBE Classic, College Park, Md.	ESPNU	9:00
Wednesday, November 14		
North Carolina vs. Davidson	ESPN	7:00
Charlotte, N.C.		
Howard at Virginia		7:00
Thursday, November 15		
William & Mary at NC State		7:00
Northeastern at Maryland	CSN	8:00
Clemson at Mississippi State	FSNS	8:00
Miami vs. TBA		TBA
ESPN Puerto Rico Tip-Off, San Juan, P.R.		
Friday, November 16		
Georgia Tech vs. UNC Charlotte		1:00
Paradise Jam, St. Thomas, Virgin Islands		
Florida State vs. Alabama-Birmingham		8:15
Glenn Wilkes Classic, Daytona Beach, Fla.		
Miami in Puerto Rico Tip-Off, San Juan, P.R.		TBA
Saturday, November 17		
Florida State vs. Cleveland State		6:00
Glenn Wilkes Classic, Daytona Beach, Fla.		
Virginia at Arizona		TBA
Georgia Tech in Paradise Jam, Virgin Islands		TBA
Sunday, November 18		
Mercer at Boston College		2:00
Old Dominion at Clemson		2:00
Iona at North Carolina	ESPNU	6:00
Las Vegas Invitational, Chapel Hill, N.C.		
New Orleans at NC State	FSNS	6:30
Florida State vs. South Florida		8:15
Glenn Wilkes Classic, Daytona Beach, Fla.		
Miami in Puerto Rico Tip-Off, San Juan, P.R.		TBA
Georgia Tech in Paradise Jam, Virgin Islands		TBA
Monday, November 19		
North Carolina Central at Wake Forest		7:00
Duke vs. Princeton	ESPN2	9:00
Maui Invitational, Lahaina, Hawaii		
Maryland vs. TBA	ESPN2/ESPNU	TBA
CBE Classic, Sprint Center, Kansas City, Mo.		
Georgia Tech in Paradise Jam, Virgin Islands		TBA
Tuesday, November 20		
Georgia State at Florida State	FSN-FL	7:00
Drexel at Virginia		7:00
Maryland vs. TBA	ESPNU/ESPN2	TBA
CBE Classic, Sprint Center, Kansas City, Mo.		
Duke in Maui Invitational		TBA
South Carolina State at North Carolina		7:30
Las Vegas Invitational, Chapel Hill, N.C.		
Wednesday, November 21		
Rhode Island at Boston College		4:00
Presbyterian at Clemson		7:30
Duke in Maui Invitational	ESPN	TBA
Virginia Tech vs. TBA		TBA
Great Alaskan Shootout, Anchorage, Alaska		
Thursday, November 22		
NC State vs. Rider	ESPN2	2:00
Old Spice Classic, Orlando, Fla.		
Friday, November 23		
Florida State at Florida	FSN-FL	7:00
Winston-Salem State at Wake Forest		7:00
Lehigh at Maryland		8:00
North Carolina vs. Old Dominion	ESPNU	11:59
Las Vegas (Nev.) Invitational, Las Vegas, Nev.		
Virginia Tech in Great Alaskan Shootout		TBA
Virginia in Philly Classic		TBA
NC State in Old Spice Classic	ESPNU/ESPN2	TBA
Saturday, November 24		
Morgan State at Miami		1:00
Gardner Webb at Clemson		TBA
Virginia Tech in Great Alaskan Shootout		TBA
Virginia in Philly Classic		TBA
North Carolina in Las Vegas Invit.	ESPN	TBA
Sunday, November 25		
Eastern Kentucky at Duke	FSNS	1:00
NC State in Old Spice Classic	ESPNU/ESPN2	TBA
Monday, November 26		
Wake Forest at Iowa	ESPN2	7:00
Tuesday, November 27		
Georgia Tech at Indiana	ESPN	7:00
Northwestern at Virginia	ESPNU	7:00
Minnesota at Florida State	ESPN2	7:30
Wisconsin at Duke	ESPN	9:00
Purdue at Clemson	ESPN2	9:30

Wednesday, November 28		
Boston College at Michigan	ESPNU	7:00
NC State at Michigan State	ESPN	7:00
Illinois at Maryland	ESPN2	7:30
North Carolina at Ohio State	ESPN	9:00
Virginia Tech at Penn State	ESPN2	9:30
Wednesday, November 28		
Alabama State at Miami		7:30
Thursday, November 29		
Wake Forest vs. UNC Charlotte (Charlotte, N.C.)		7:00
Friday, November 30		
Stetson at Florida State	FSN-FL	7:00
Saturday, December 1		
Duke vs. Davidson	ESPNU	12:00
Charlotte, N.C.		
Georgia Tech at Vanderbilt	FSNS	1:00
USC-Upstate at Wake Forest		1:00
North Carolina at Kentucky	ESPN2	2:00
South Carolina at Clemson	FSNS	4:00
Boston College vs. Providence	ESPNC	6:00
UNC Asheville at Virginia Tech		TBA
Sunday, December 2		
Samford at Florida State	FSN-FL	2:00
St. John's at Miami	FSN	4:00
Maryland vs. Virginia Commonwealth		TBA
BB&T Classic, Washington, D.C.		
Tuesday, December 4		
St. Louis at Boston College		7:00
North Carolina at Penn	ESPN2	7:00
UNC Greensboro at Virginia Tech		7:00
Wednesday, December 5		
Syracuse at Virginia	ESPN2	7:30
Georgia Tech at Georgia State		7:30
Wake Forest at Vanderbilt	FSNS	8:00
Clemson at East Carolina		TBA
Thursday, December 6		
Morgan State at Maryland	CSN	8:00
Friday, December 7		
Longwood at Virginia		7:00
Saturday, December 8		
Michigan at Duke	CBS	1:30
Wake Forest at Georgia	FSNS	2:00
NC State at East Carolina		7:00
Maine at Florida State	FSN-FL	7:00
Miami at Florida International		TBA
Sunday, December 9		
George Washington at Virginia Tech	FSN	5:30
Boston College at Maryland	FSN	7:30
Wednesday, December 12		
Ohio at Maryland	CSN	8:00
Massachusetts at Boston College	ESPNU	9:00
Thursday, December 13		
Miami at Mississippi State	RSN	8:00
Saturday, December 15		
South Carolina State at NC State		2:30
Florida State vs. Butler		6:00
John Wooden Tradition, Indianapolis, Ind.		
Sunday, December 16		
Bucknell at Wake Forest		2:00
Virginia Tech at Old Dominion	CSN	4:00
North Carolina at Rutgers	ESPN	8:00
Monday, December 17		
Albany at Duke	ESPN2	7:00
Stetson at Miami	FSN-FL	9:00
Tuesday, December 18		
College of Charleston at Florida State		7:00
Kansas at Georgia Tech	ESPN	7:00
Wednesday, December 19		
Liberty at Virginia Tech		7:00
Hampton at Virginia		7:00
South Florida at Wake Forest		7:00
Nicholls State at North Carolina	ESPNU	9:00
Thursday, December 20		
Clemson vs. PR-Mayaguez		4:00
San Juan Shootout, San Juan, P.R.		
Duke vs. Pittsburgh	ESPN	7:00
Madison Square Garden, New York, N.Y.		
North Florida at Miami		TBA
Friday, December 21		
Clemson vs. DePaul		4:00
San Juan Shootout, San Juan, P.R.		
Davidson at NC State	FSNS	7:00
Saturday, December 22		
UC-Santa Barbara at North Carolina	FSNS	1:00
Centenary at Georgia Tech		2:00
Elon at Virginia	CSN	2:00
Northeastern at Boston College	NESN	4:00
American at Maryland	CSN	4:00
Clemson vs. Mississippi		6:30
San Juan Shootout, San Juan, P.R.		
Florida State at Providence		7:30
Sunday, December 23		
North Carolina A&T at Miami		1:00
Virginia Tech at Wake Forest	FSN	5:30
Cincinnati at NC State	FSN	7:30
Thursday, December 27		
Tennessee Tech at Georgia Tech	FSNS	7:00
Nevada at North Carolina	ESPN2	7:00
NC State at Seton Hall		TBA
Friday, December 28		
Sacred Heart at Boston College		7:00
Delaware at Maryland	CSN	8:00
Virginia Tech vs. Hofstra		TBA
Holiday Festival, New York, N.Y.		

2007-08 ACC Composite Schedule

U BASKETBALL

Saturday, December 29	
Western Carolina at NC State	2:30
Samford at Clemson	4:00
Miami vs. Winthrop	4:30
Orange Bowl Classic, Sunrise, Fla.	
Virginia Tech in Holiday Festival	T
Sunday, December 30	
Air Force at Wake Forest	FSNS 2:00
Hartford at Virginia	3:00
Florida State at Georgia Tech	FSN 5:30
Valparaiso at North Carolina	FSN 7:30
Tuesday, January 1	
Clemson at Alabama	FSNS 4:30
Wednesday, January 2	
Longwood at Boston College	7:00
Presbyterian at Wake Forest	7:00
Savannah State at Maryland	8:00
Kent State at North Carolina	ESPN 8:00
Penn at Miami	TBA
Thursday, January 3	
Virginia Tech at Richmond	7:00
Virginia at Xavier	TBA
Saturday, January 5	
Kansas at Boston College	ESPN 12:00
Maryland vs. UNC Charlotte	ESPN 12:00
Presbyterian at NC State	2:30
LaSalle at Florida State	FSN-FL 7:00
Sunday, January 6	
Presbyterian at Georgia Tech	1:00
Cornell at Duke	FSN 5:30
North Carolina at Clemson	FSN 7:30
Monday, January 7	
Robert Morris at Boston College	7:00
Charleston Southern at Virginia Tech	7:00
Tuesday, January 8	
Brigham Young at Wake Forest	7:00
Holy Cross at Maryland	8:00
Wednesday, January 9	
UNC Asheville at North Carolina	ESPN 7:00
North Carolina Central at NC State	7:00
Duke vs. Temple	ESPN 7:00
UNC Charlotte at Clemson	7:30
Georgia Tech at Georgia	7:30
Saturday, January 12	
NC State at North Carolina	ESPN 12:00
Georgia Tech at Miami	*RLF 2:00
Maryland at Virginia Tech	*RLF 2:00
Wake Forest at Boston College	RSN 4:00
Florida State at Clemson	7:00
Sunday, January 13	
Virginia at Duke	FSN 8:00
Tuesday, January 15	
NC State at Clemson	RSN 7:00
Wake Forest at Maryland	RLF 9:00
Miami at Boston College	RSN 9:00
Wednesday, January 16	
Duke at Florida State	ESPN 7:00
Virginia Tech at Virginia	ESPN 7:00
North Carolina at Georgia Tech	ESPN 9:00
Saturday, January 19	
Virginia Tech at Georgia Tech	RLF 1:00
Maryland at North Carolina	ABC 3:30
Clemson at Duke	ESPN 6:00
Miami at NC State	*RLF 8:00
Boston College at Virginia	*RLF 8:00
Sunday, January 20	
Florida State at Wake Forest	RLF 1:00
Tuesday, January 22	
Wake Forest at Clemson	RSN 7:00
Wednesday, January 23	
Virginia at Florida State	7:00
Georgia Tech at NC State	ESPN2 7:00
North Carolina at Miami	RLF 9:00
Thursday, January 24	
Duke at Virginia Tech	ESPN or ESPN2 7:00
Saturday, January 26	
NC State at Florida State	RLF 1:30
Virginia Tech at Boston College	RLF 4:00
Sunday, January 27	
Clemson at Miami	RLF 1:00
Georgia Tech at Virginia	FSN 4:30
Duke at Maryland	FSN 6:30
Tuesday, January 29	
Miami at Wake Forest	RSN 7:00
Florida State at Virginia Tech	RSN 9:00
Wednesday, January 30	
Virginia at Maryland	ESPN or ESPN2 7:00
Thursday, January 31	
Boston College at North Carolina	ESPN or ESPN2 7:00
NC State at Duke	RLF 9:00
Saturday, February 2	
Maryland at Georgia Tech	ESPN2 12:00
Virginia at Virginia Tech	RLF 1:00
Miami at Duke	ABC 3:30
Boston College at Clemson	8:00
Sunday, February 3	
Wake Forest at NC State	RLF 12:00
North Carolina at Florida State	FSN 2:00
Tuesday, February 5	
Virginia Tech at NC State	ESPNU 7:00

Wednesday, February 6	
Maryland at Boston College	ESPNU 7:00
Georgia Tech at Wake Forest	7:00
Florida State at Miami	7:30
Duke at North Carolina	RLF/ESPN 9:00
Thursday, February 7	
Clemson at Virginia	ESPN or ESPN2 7:00
Saturday, February 9	
Boston College at Duke	CBS 1:00
Miami at Virginia Tech	2:00
Virginia at Wake Forest	ABC 3:30
Georgia Tech at Connecticut	ESPN 4:00
NC State at Maryland	RLF 8:00
Sunday, February 10	
Clemson at North Carolina	FSN 6:30
Tuesday, February 12	
North Carolina at Virginia	RLF 8:00
Wednesday, February 13	
Maryland at Duke	ESPN 7:00
Thursday, February 14	
NC State at Boston College	ESPN or ESPN2 7:00
Georgia Tech at Clemson	*RLF 9:00
Wake Forest at Florida State	*RLF 9:00
Saturday, February 16	
Virginia Tech at North Carolina	CBS 1:00
Florida State at Maryland	*RLF 3:00
Clemson at NC State	*RLF 3:00
Sunday, February 17	
Virginia at Boston College	*RLF 1:00
Miami at Georgia Tech	*RLF 1:00
Duke at Wake Forest	FSN 7:30
Tuesday, February 19	
Clemson at Florida State	RSN 7:00
Wednesday, February 20	
North Carolina at NC State	ESPN 7:00
Virginia Tech at Maryland	*RLF 9:00
Duke at Miami	*RLF 9:00
Thursday, February 21	
Virginia at Georgia Tech	RSN 7:00
Saturday, February 23	
Boston College at Florida State	RSN 12:00
Maryland at Miami	*RLF 2:00
Georgia Tech at Virginia Tech	*RLF 2:00
St. John's at Duke	CBS 4:00
Sunday, February 24	
NC State at Virginia	FSN 4:30
Wake Forest at North Carolina	FSN 6:30
Tuesday, February 26	
Boston College at Virginia Tech	ESPNU 7:00
Wednesday, February 27	
Florida State at NC State	ESPNU 7:00
Miami at Clemson	7:30
Georgia Tech at Duke	ESPN 9:00
Thursday, February 28	
Maryland at Wake Forest	RLF 8:00
Saturday, March 1	
Duke at NC State	CBS 12:00
Wake Forest at Georgia Tech	*RLF 2:00
Virginia at Miami	*RLF 2:00
North Carolina at Boston College	ABC 3:30
Sunday, March 2	
Clemson at Maryland	FSN 7:30
Tuesday, March 4	
Wake Forest at Virginia Tech	RSN 7:00
Florida State at North Carolina	RLF 8:00
Wednesday, March 5	
Boston College at Miami	ESPNU 7:00
Duke at Virginia	ESPN 7:00
Thursday, March 6	
Clemson at Georgia Tech	ESPN or ESPN2 7:00
Saturday, March 8	
Miami at Florida State	*RLF 12:00
NC State at Wake Forest	*RLF 12:00
Georgia Tech at Boston College	ABC 3:30
North Carolina at Duke	ESPN 9:00
Sunday, March 9	
Virginia Tech at Clemson	RLF 1:30
Maryland at Virginia	FSN 7:30

55th Annual ACC Tournament

Charlotte (N.C.) Bobcats Arena

First Round - Thursday, March 13	
Game 1 (#8 vs. #9)	RLF 12:00
Game 2 (#5 vs. #12)	RLF 2:00
Game 3 (#7 vs. #10)	ESPN2 7:00
Game 4 (#6 vs. #11)	RLF 9:00
Quarterfinals - Friday, March 14	
Game 5 (#1 vs. 8/9 winner)	RLF/ESPN2 12:00
Game 6 (#4 vs. 5/12 winner)	RLF/ESPN2 2:00
Game 7 (#2 vs. 7/10 winner)	RLF/ESPN2 7:00
Game 8 (#3 vs. 6/11 winner)	RLF/ESPN2 9:00
Semifinals - Saturday, March 15	
Game 9 (game 5 & 6 winners)	RLF/ESPN 1:30
Game 10 (game 7 & 8 winners)	RLF/ESPN 3:30
Finals - Sunday, March 16	
Game 11 (championship game)	RLF/ESPN 1:00

THE ACC

2008 ACC Tournament

UBASKETBALL

2008 ACC Basketball Tournament

The 2008 ACC Basketball Tournament will takeplace in Charlotte, N.C., for the 12th time in conference history. The Charlotte Bobcats Arena is located in the downtown area of Charlotte and is the home court of the Charlotte Bobcats of the NBA. The arena opened for business in October of 2005 for a concert by The Rolling Stones and hosted its first Bobcats game on November 5, 2005. The arena scoreboard is the largest scoreboard (16 feet by 28 feet) in any indoor entertainment venue in the country and features the largest video screen in use in any NBA facility.

Officially Champion

Contrary to popular belief, the ACC basketball champion has not always been "officially" declared in the Tournament. The ACC merely copied the old Southern Conference by-laws, and the term pertaining to basketball just read: "Beginning December 1 and ending with the conference basketball tournament." With 17 teams it didn't pay to be too detailed. In the early years of the Tournament, unofficially, and by custom, everyone regarded the Tournament champion as the ACC champion. But it wasn't until July, 1, 1961, that the words "and the winner shall be the conference champion" were added to the ACC by-laws.

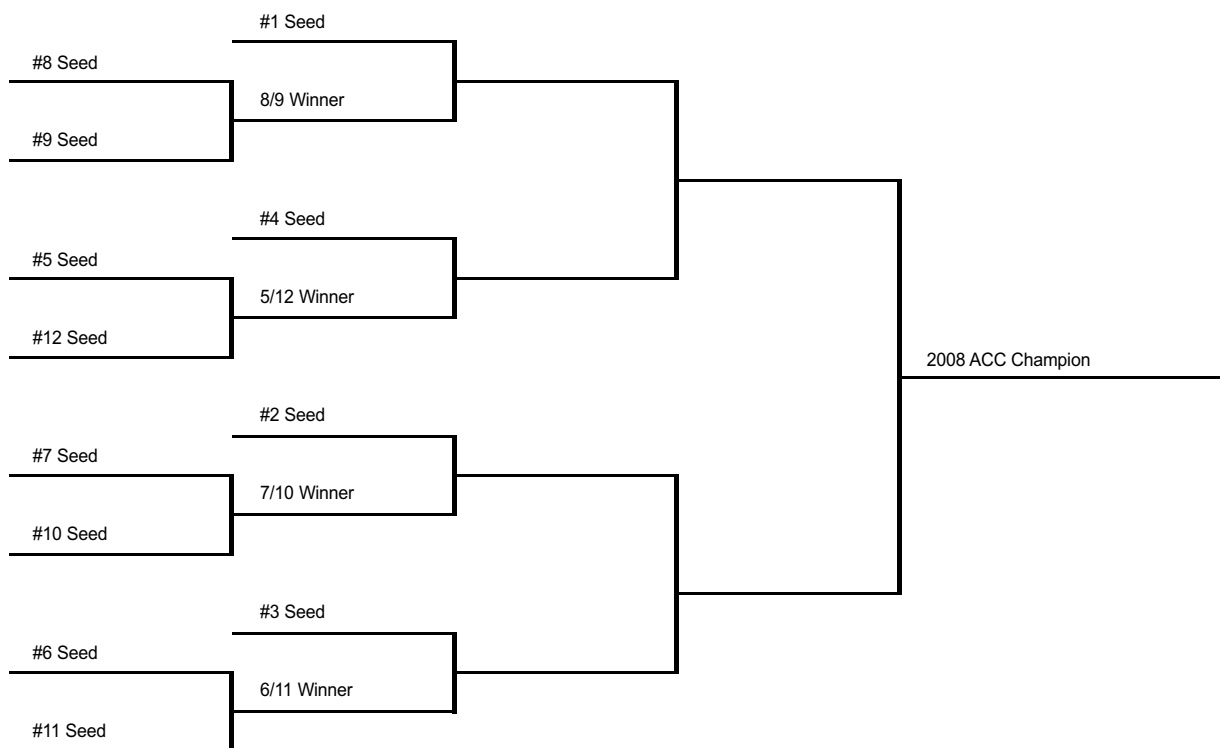


1st Round
March 13

Quarterfinals
March 14

Semifinals
March 15

Finals
March 16





Brian Asbury









OPPONENTS





2007 Opponents

UBASKETBALL









				
School:	Alabama St.	Arkansas	Boston College	College of Charleston
Date(s):	11/28	Possible	1/15, 3/5	Possible
Location:	Montgomery, Ala.	Fayetteville, Ark.	Chestnut Hill, Mass.	Charleston, S.C.
Enrollment:	5,442	17,938	14,500	11,617
Conference:	Southwestern Athletic	Southeastern	ACC	Southern
Nickname:	Hornets	Razorbacks	Eagles	Cougars
Colors:	Old Gold & Black	Cardinal & White	Maroon & Gold	Maroon, Gold & White
Arena:	Joe L. Reed Acadome	Bud Walton Arena	Silvio O. Conte Forum	John Kresse Arena
Capacity:	7,400	19,200	8,606	3,500
SID Contact:	Kelvin Datcher	Robby Edwards	Dick Kelley	Tony Ciuffo
SID Phone:	(334) 229-4511	(479) 575-2751	(617) 552-3039	(843) 475-1139
SID Email:	kdatcher@alasu.edu	robbye@uark.edu	kelleyri@bc.edu	ciuffo@cofc.edu
Head Coach:	Lewis Jackson	John Pelphrey	Al Skinner	Bobby Cremins
Alma Mater (Year):	Alabama State ('84)	Kentucky ('92)	Massachusetts ('74)	South Carolina ('70)
Rec @ School (Year):	32-38 (3)		196-120 (10)	22-11 (1)
Overall Rec (Year):	32-38 (3)	80-67 (5)	334-246 (19)	476-318 (27)
2006-07 Rec:	10-20	21-14	21-12	22-11
Conf.:	8-10	7-9	10-6	13-5
Postseason:	n/a	NCAA 1st Round	NCAA 2nd Round	n/a
Starters R/L:	2/3	5/0	3/2	2/3
Letterwinners R/L:	7/6	9/2	6/5	6/6
Newcomers:	9	5	6	5
				
School:	Clemson	Duke	FIU	Florida Southern
Date(s):	1/27, 2/27	2/2, 2/20	12/8	11/10
Location:	Clemson, S.C.	Durham, N.C.	Miami, Fla.	Lakeland, Fla.
Enrollment:	17,309	6,558	38,000	1,700
Conference:	ACC	ACC	Sun Belt	Sunshine State
Nickname:	Tigers	Blue Devils	Golden Panthers	Moccasins
Colors:	Orange & Purple	Royal Blue & White	Blue & Gold	Scarlet & White
Arena:	Littlejohn Coliseum	Cameron Indoor Stadium	Pharmed Arena	Jenkins Field House
Capacity:	9,850	9,314	5,000	2,500
SID Contact:	Philip Sikes	Matt Plizga	Rich Kelch	Bill Turnage
SID Phone:	(864) 656- 1985	(919) 668-1712	(305) 348-3164	(863) 680-4256
SID Email:	Phillips@clemsun.edu	plizga@duke.edu	kelchr@fiu.edu	turnage@flsouthern.edu
Head Coach:	Oliver Purnell	Mike Krzyzewski	Sergio Rouco	Linc Darner
Alma Mater (Year):	Old Dominion ('75)	Army ('69)	Nova Southeastern ('87)	Purdue ('95)
Rec @ School (Year):	70-58 (4)	702-202 (27)	33-54 (3)	8-20 (1)
Overall Rec (Year):	326-249 (20)	775-261 (32)	33-54 (3)	82-65 (5)
2006-07 Rec:	25-11	22-11	12-17	8-20
Conf.:	7-9	8-8	7-11	3-13
Postseason:	NIT Championship Runner-Up	NCAA 1st Round	n/a	n/a
Starters R/L:	4/1	4/1	3	5/0
Letterwinners R/L:	11/3	10/5	7/5	9/4
Newcomers:	3	3	4	6





2007 Opponents

U BASKETBALL

				
School:	Florida State	Georgia Tech	Houston	Marist
Date(s):	2/6, 3/8	1/12, 2/17	Possible	11/15
Location:	Tallahassee, Fla.	Atlanta, Ga.	Houston, Texas	Poughkeepsie, N.Y.
Enrollment:	39,652	16,000	35,400	4,245
Conference:	ACC	ACC	Conference USA	Metro Atlantic Athletic
Nickname:	Seminoles	Yellow Jackets	Cougars	Red Foxes
Colors:	Garnet & Gold	Old Gold & White	Scarlet, White & Navy	Red & White
Arena:	Donald L. Tucker Center	Alexander Memorial Coliseum	Hofheinz Pavillion	McCann Center
Capacity:	12,100	9,191	8,479	3,200
SID Contact:	Chuck Walsh	Mike Stamus	Rick Poulter	Mike Ferraro
SID Phone:	(850) 644-1077	(404) 894-5445	(713) 743-9407	(845) 575-3321
SID Email:	cwalsh@mail.fsu.edu	mstamus@athletics.gatech.edu	rpoulter@uh.edu	michael.j.ferraro@marist.edu
Head Coach:	Leonard Hamilton	Paul Hewitt	Tom Penders	Matt Brady
Alma Mater (Year):	Tennessee-Martin ('71)	St. John Fisher ('85)	UConn ('67)	Siena ('87)
Rec @ School (Year):	87-71 (5)	127-95 (7)	57-39 (3)	55-36 (3)
Overall Rec (Year):	287-281 (19)	193-122 (10)	584-400 (33)	55-36 (3)
2006-07 Rec:	22-13	20-12	18-15	25-9
Conf.:	7-9	8-8	10-6	14-4
Postseason:	NIT Quarterfinals	NCAA 1st Round	n/a	NIT 2nd Round
Starters R/L:	4/1	3/2	3/2	2/3
Letterwinners R/L:	9/3	9/4	8/3	11/6
Newcomers:	4	5	6	3
				
School:	Maryland	Mississippi State	Morgan State	North Carolina
Date(s):	2/23	12/13		1/23
Location:	College Park, Md.	Starkville, Miss.	Baltimore, Md.	Chapel Hill, N.C.
Enrollment:	35,329	16,206	7,500	27,700
Conference:	ACC	SEC	Mid-Eastern Athletic	ACC
Nickname:	Terrapins	Bulldogs	Bears	Tar Heels
Colors:	Red, White, Black & Gold	Maroon & White	Blue & Orange	Carolina Blue & White
Arena:	Comcast Center	Humphrey Coliseum	Hughes Stadium	Dean E. Smith Center
Capacity:	17,950	10,500	10,000	21,750
SID Contact:	Jason Yaman	David Rosinski	Leonard L. Haynes IV	Steve Kirschner
SID Phone:	(301) 314-8052	(662) 324-0497	(443) 885-3831	(919) 962-7258
SID Email:	jyaman@umd.edu	rosinski@athletics.msstate.edu	lhaynesiv@aol.com	stevekirschner@unc.edu
Head Coach:	Gary Williams	Rick Stansbury	Todd Bozeman	Roy Williams
Alma Mater (Year):	Maryland ('68)	Campbellsville ('82)	Rhode Island ('86)	North Carolina ('72)
Rec @ School (Year):	378-200 (18)	185-104 (9)	13-18 (1)	106-30 (4)
Overall Rec (Year):	585-328 (29)	185-104 (9)	76-53 (4)	524-131 (19)
2006-07 Rec:	25-9	21-14	13-18	31-7
Conf.:	10-6	8-8	10-8	11-5
Postseason:	NCAA 2nd Round	NIT Semifinals	n/a	NCAA Final 8
Starters R/L:	2/3	2/3	4/3	3/2
Letterwinners R/L:	7/6	7/6	7/3	11/4
Newcomers:	6	8	6	2

OPPONENTS





2007 Opponents

UBASKETBALL

				
School:	North Carolina A&T	NC State	North Florida	Penn
Date(s):	12/23	1/19	12/20	1/2
Location:	Greensboro, N.C.	Raleigh, N.C.	Jacksonville, Fla.	Philadelphia, Pa.
Enrollment:	11,436	29,416	17,000	10,422
Conference:	Mid-Eastern Athletic	ACC	Atlantic Sun	Ivy League
Nickname:	Aggies	Wolfpack	Ospreys	Quakers
Colors:	Blue & Gold	Red & White	Navy Blue & Gray	Red & Blue
Arena:	Corbett Sports Center	RBC Center	UNF Arena	The Palestra
Capacity:	5,700	19,722	5,800	8,722
SID Contact:	Brian Holloway	Brian Reinhardt	Tom Strother	Mike Mahoney
SID Phone:	(336) 334-7141	(919) 515-8953	(904) 620-4026	(215) 898-9232
SID Email:	bmhollow@ncat.edu	brian_reinhardt@ncsu.edu	tsrtothe@unf.edu	mahoneyw@pobox.upenn.edu
Head Coach:	Jerry Eaves	Sidney Lowe	Matt Kilcullen	Glen Miller
Alma Mater (Year):	Louisville ('86)	St. Paul's ('06)	Lehman College ('76)	Connecticut ('86)
Rec @ School (Year):	30-89 (5)	20-16 (1)	87-138 (8)	22-9 (1)
Overall Rec (Year):	30-89 (5)	20-16 (1)	208-285 (18)	210-166 (14)
2006-07 Rec:	15-17	20-16	3-26	22-9
Conf.:	10-8	5-11	1-17	13-1
Postseason:	n/a	NIT 3rd Round	n/a	n/a
Starters R/L:	3/2	4/1	5/0	2/3
Letterwinners R/L:	11/3	7/6	8/4	11/4
Newcomers:	3	5	6	6
				
School:	Providence	Stetson	St. John's	Temple
Date(s):	Possible	12/17	12/2	
Location:	Providence, R.I.	Deland, Fla.	Queens, N.Y.	Philadelphia, Pa.
Enrollment:	4,835	2,492	19,600	34,000
Conference:	Big East	Atlantic Sun	Big East	Atlantic 10
Nickname:	Friars	Hatters	Red Storm	Owls
Colors:	Black, White & Silver	Hunter Green & White	Red & White	Cherry & White
Arena:	Dunkin' Donuts Center	Edmunds Center	Madison Square Garden	Liacouras Center
Capacity:	10,800	5,000	19,786	10,206
SID Contact:	Jorge Rocha	Dean Watson	Mark Fratto	Larry Dougherty
SID Phone:	(401) 865-2201	(386) 822-8130	(718) 990-6897	(215) 204-2588
SID Email:	jrocha@providence.edu	dwatson@stetson.edu	frattom@stjohns.edu	larrydoc@temple.edu
Head Coach:	Tim Welsh	Derek Waugh	Norm Roberts	Fran Dunphy
Alma Mater (Year):	Potsdam State ('84)	Furman ('93)	Queens College ('87)	La Salle ('70)
Rec @ School (Year):	127-114 (8)	76-114 (8)	37-48 (3)	12-18 (1)
Overall Rec (Year):	197-136	76-114 (8)	37-48 (3)	322-181 (18)
2006-07 Rec:	18-13	11-20	16-15	12-18
Conf.:	8-8	6-12	7-9	6-10
Postseason:	NIT 1st Round	n/a	n/a	n/a
Starters R/L:	4/1	4/1	3/2	3/2
Letterwinners R/L:	11/2	12/1	6/9	9/5
Newcomers:	4	3	7	6





2007 Opponents


U BASKETBALL



School:	Virginia Tech	Virginia	Virginia Commonwealth	Wake Forest
Date(s):	2/9	3/1	Possible	1/29
Location:	Blacksburg, Va.	Charlottesville, Va.	Richmond, Va.	Winston-Salem, N.C.
Enrollment:	28,000	20,399	30,381	4,321
Conference:	ACC	ACC	Colonial Athletic Association	ACC
Nickname:	Hokies	Cavaliers	Rams	Demon Deacons
Colors:	Maroon & Orange	Orange & Blue	Black & Gold	Old Gold & Black
Arena:	Cassell Coliseum	John Paul Jones Arena	Stuart C. Siegel Center	Lawrence Joel Coliseum
Capacity:	9,847	15,219	7,500	14,665
SID Contact:	Bill Dyer	Rich Murray	Chris Kowalczyk	Steve Shutt
SID Phone:	(540) 231-8852	(434) 982-5500	(804) 828-3440	(336) 758-5640
SID Email:	wdyer@vt.edu	rmurray@virginia.edu	ckowalczyk@vcu.edu	shuttsj@wfu.edu
Head Coach:	Seth Greenberg	Dave Leitao	Anthony Grant	Dino Gaudio
Alma Mater (Year):	Fairleigh Dickinson ('78)	Northeastern ('83)	Dayton ('87)	Ohio University ('81)
Rec @ School (Year):	67-56 (4)	36-26 (3)	28-7 (1)	First season
Overall Rec (Year):	280-226 (17)	116-95 (7)	28-7 (1)	68-124 (7)
2006-07 Rec:	22-12	21-11	28-7	15-16
Conf.:	10-6	11-5	16-2	5-11
Postseason:	n/a	NCAA 2nd Round	NCAA 2nd Round	n/a
Starters R/L:	2/3	3/2	3/2	4/1
Letterwinners R/L:	5/7	11/2	3/3	10/6
Newcomers:	7	5	7	3



School:	Winthrop
Date(s):	12/29
Location:	Rock Hill, S.C.
Enrollment:	6,600
Conference:	Big South
Nickname:	Eagles
Colors:	Garnet & Gold
Arena:	Winthrop Coliseum
Capacity:	6,100
SID Contact:	Jack D. Frost
SID Phone:	(803) 323-2129 ext. 6245
SID Email:	frostj@winthrop.edu
Head Coach:	Randy Peele
Alma Mater (Year):	Virginia Wesleyan ('80)
Rec @ School (Year):	First Season
Overall Rec (Year):	46-69 (4)
2006-07 Rec:	29-5
Conf.:	14-0
Postseason:	NCAA 2nd Round
Starters R/L:	2/3
Letterwinners R/L:	6/7
Newcomers:	7



OPPONENTS





2008 NCAA Tournament Dates and Sites



OPENING ROUND

Tuesday, March 18, 2008

UD Arena
Dayton, Ohio
Host: University of Dayton

FIRST AND SECOND ROUNDS

Thursday and Saturday
March 20 and 22, 2008

Honda Center
Anaheim, California
Host: Big West Conference

Pepsi Center
Denver, Colorado
Hosts: Mountain West Conference and Colorado State University

Qwest Center Omaha
Omaha, Nebraska
Hosts: Creighton University and Missouri Valley Conference

Verizon Center
Washington, D.C.
Host: Georgetown University

Friday and Sunday
March 21 and 23, 2008

BJCC Arena
Birmingham, Alabama
Host: Southeastern Conference

Alltel Arena
Little Rock, Arkansas
Host: University of Arkansas-Little Rock

RBC Center
Raleigh, North Carolina
Host: North Carolina State University

St. Pete Times Forum
Tampa, Florida
Host: University of South Florida

REGIONALS

Thursday and Saturday
March 27 and 29, 2008

East Regional
Charlotte Bobcats Arena
Charlotte, North Carolina
Host: University of North Carolina-Charlotte

West Regional
US Airways Center
Phoenix, Arizona
Host: Arizona State University

Friday and Sunday
March 28 and 30, 2008

Midwest Regional
Ford Field
Detroit, Michigan
Host: University of Detroit Mercy

South Regional
Reliant Stadium
Houston, Texas
Hosts: University of Houston and Rice University

FINAL FOUR


April 5 and 7, 2008

Alamodome
San Antonio, Texas
Host: University of Texas-San Antonio



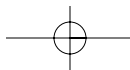
© 2008 National Collegiate Athletic Association. No commercial use without the NCAA's written permission. The NCAA opposes all sports wagering. This bracket should not be used for sweepstakes, contests, office pools or other gambling activities.





Jack McClinton

REVIEW



Season Review

UBASKETBALL

To say that the 2006-07 season was one of adversity could be one of the biggest understatements in University of Miami's basketball history.

Already facing the daunting task of replacing one of the greatest scoring tandems in school history in Robert Hite and Guillermo Diaz, head coach Frank Haith and the Hurricanes were forced to deal with an unprecedented number of significant injuries, including three which would end the season for players in the frontcourt.

Despite playing short-handed for the majority of the season, the Hurricanes made their way through a schedule which would feature 13 teams who would go on to reach either the NCAA Tournament or the NIT while defeating a school-record-tying four ranked teams.

The 2006-07 season also gave way to what could prove to be a bright future for the Hurricane program as four of UM's top-five scorers were freshmen or sophomores led by sophomores Jack McClinton (16.7 ppg), who would go on to earn Third Team All-ACC honors as part of a record-setting season, and Brian Asbury (11.7 ppg).

Also stepping up was freshman Dwyane Collins who was forced into starting lineup due to the rash of injuries. In his first season Collins met the challenge, leading the ACC in offensive rebounding with 3.3 rebounds per game and finishing second among all ACC freshmen with five double-doubles.

Led by McClinton, and senior center Anthony King the Hurricanes opened the season with a three victories, downing intra-city rival Florida International and Alcorn State at home before defeating Evansville in Illinois as part of the American Youth Classic.

Miami's first set-back came the following day after the Evansville victory when, in addition to falling to Buffalo, the Hurricanes lost forward Adrian Thomas for the season with an abdominal injury.

Following a loss to Cleveland State to close out the American Youth Classic, Miami defeated Lafayette at home and fell at Northwestern to set up a Dec. 3 match-up with 21st-ranked Georgia Tech in the ACC opener.

In what would be one of a school-record-tying four victories over ranked teams, the Hurricanes upset the Yellow Jackets 90-82 at the BankUnited Center, but the victory would come with a price as UM lost King, who was leading the ACC in rebounding (9.3) for the season with a wrist injury.

Miami dropped three of its next five games, including losses to Louisville and Nebraska before edging out Massachusetts 72-71 on the road Jan. 2 to close out the non-conference schedule.

After suffering a 59-58 heartbreaker at home to Wake Forest, the Hurricanes traveled to College Park, Md. to face 25th-ranked Maryland. For the second time in as many tries, the Hurricanes stepped up to upset a ranked team, knocking off the Terrapins 63-58 in front of a crowd of nearly 18,000 fans.

However, tainting the Maryland victory would be another injury as sophomore forward Jimmy Graham suffered a broken hand which would sideline him for eight games.

With the loss of Thomas, King and Graham, the Hurricanes dropped back-to-back games against Duke and Boston College before having yet another season-ending injury. This time junior forward Fabio Nass went down with a knee injury which left UM with a depleted frontcourt.


Playing with as few as seven scholarship players at times, UM dropped five-straight games following the Boston College loss before snapping the seven-game slide with an 80-65 victory over a hot NC State team Feb. 10 at the BankUnited Center.

Miami returned home from a 74-69 loss at Wake Forest to face 19th-ranked Virginia at the BankUnited Center and once again met the challenge. Led by McClinton's 14 points, including two three-pointers in the final minute-and-a-half, the Hurricane recorded their third win over a ranked team, downing the eventual ACC regular season champions 68-60.

UM closed out the regular season with a loss at Virginia Tech and two overtime heartbreakers at Clemson and against in-state rival Florida State.

Heading into the 2007 ACC Tournament in Tampa as the 12th-seed, Miami was forced to face fifth-seeded Maryland who was riding a seven-game win streak and for the second time in the year, the Hurricanes upset the Terrapins, stunning 25th-ranked Maryland 67-62 to advance to a quarterfinal match-up with Boston College.

Despite going toe-to-toe with the Golden Eagles for the entire game, Miami couldn't pull the upset again falling 74-71 in an overtime thriller to bring the 2006-07 season to a close.



Jack McClinton earned Third Team All-ACC honors in 2006-07.

2006-07 Season Schedule and Results

BASKETBALL

RECORD:	OVERALL	HOME	AWAY	NEUTRAL
ALL GAMES	12-20	8-7	3-9	1-4
CONFERENCE	4-12	3-5	1-7	0-0
NON-CONFERENCE	8-8	5-2	2-2	1-4

DATE	TIME	OPPONENT	SCORE	ATTEND	HIGH POINTS	HIGH REBOUNDS
11/11/06	7:35 p.m.	FLORIDA INTERNATIONAL	W 73-50	3501	(19)Anthony King	(15)Anthony King
11/14/06	7:35 p.m.	ALCORN STATE	W 96-57	2025	(21)Jack McClinton	(10)Anthony King
11/17/06	6:30 p.m.	! at Evansville	W 74-69	5327	(17)Jack McClinton	(15)Anthony King
11/18/06	7:20 p.m.	! vs Buffalo	57-60 L	4724	(21)Jack McClinton	(6)Anthony King (6)Jack McClinton
11/19/06	1:00 p.m.	! vs Cleveland State	67-78 L	4367	(20)Jack McClinton	(12)Anthony King
11/25/06	1:00 p.m.	LAFAYETTE	W 98-66	1834	(23)Jack McClinton	(6)Lawrence Gilbert
11/28/06	8:30 p.m.	# at Northwestern	59-61 L	3938	(30)Jack McClinton	(10)Anthony King
12/03/06	5:30 p.m.	* GEORGIA TECH	W 90-82	7000	(22)Jack McClinton	(9)Jimmy Graham
12/09/06	1:00 p.m.	LEHIGH	W 79-58	2917	(21)Jack McClinton	(7)Dwayne Collins
12/11/06	7:00 p.m.	MISSISSIPPI STATE	52-70 L	2889	(16)Jack McClinton	(8)Brian Asbury
12/16/06	4:00 p.m.	STETSON	W 89-64	2580	(18)Brian Asbury	(13)Jimmy Graham
12/20/06	7:30 p.m.	BINGHAMTON	74-79 L	2163	(17)Denis Clemente	(6)Jimmy Graham (6)Fabio Nass
12/23/06	2:05pm	at Louisville	59-82 L	18234	(17)Dwayne Collins	(8)Dwayne Collins
12/30/06	4:00 p.m.	\$ vs Nebraska	67-82 L	15709	(19)Brian Asbury	(6)Dwayne Collins
01/02/07	7:00 p.m.	at Massachusetts	W 72-71	3982	(33)Anthony Harris	(5)Dwayne Collins
01/06/07	7:30 p.m.	* WAKE FOREST	58-59 L	3507	(13)Jack McClinton	(7)Brian Asbury
01/10/07	9:00 p.m.	* at Maryland	W 63-58	17950	(15)Anthony Harris	(12)Dwayne Collins
01/14/07	5:30 pm	* DUKE	63-85 L	6211	(19)Brian Asbury	(5)Anthony Harris
01/16/07	8:00 p.m.	* at Boston College	63-82 L	7682	(24)Dwayne Collins	(13)Dwayne Collins
01/20/07	2:00 p.m.	* at Florida State	67-86 L	10821	(15)Denis Clemente	(7)Brian Asbury
01/23/07	9:00 p.m.	* VIRGINIA TECH	85-92 L	3180	(24)Denis Clemente	(7)Raymond Hicks
01/31/07	7:00 p.m.	* at North Carolina	64-105 L	21132	(18)Anthony Harris	(4)Raymond Hicks
02/03/07	8:00 p.m.	* at Virginia	70-81 L	14856	(18)Jack McClinton	(8)Dwayne Collins
02/07/07	7:00 p.m.	* BOSTON COLLEGE	68-75 L	2858	(24)Denis Clemente	(13)Dwayne Collins
02/10/07	4:00 p.m.	* NC STATE	W 80-65	3099	(18)Anthony Harris (18)Jack McClinton	(13)Keaton Copeland
02/17/07	1:00 p.m.	* at Wake Forest	69-74 L	11877	(21)Jack McClinton	(8)Brian Asbury
02/21/07	7:30 p.m.	* VIRGINIA	W 68-60	3707	(14)Jack McClinton	(14)Dwayne Collins
02/24/07	12:00 p.m.	* at Virginia Tech	57-73 L	9847	(20)Denis Clemente	(7)Keaton Copeland
02/28/07	7:30 p.m.	* at Clemson	70-74 LOT	6894	(21)Jack McClinton	(14)Brian Asbury
03/03/07	12:00 p.m.	* FLORIDA STATE	90-98 LOT	4503	(31)Jack McClinton	(9)Brian Asbury (9)Dwayne Collins
03/08/07	2:00 p.m.	% vs Maryland	W 67-62	22269	(17)Jack McClinton	(12)Dwayne Collins
03/09/07	2:30 p.m.	% vs Boston College	71-74 LOT	22269	(16)Jack McClinton	(6)Brian Asbury

! = American Youth Classic (Evansville, Ill.)
 # = ACC/Big Ten Challenge
 \$ = Orange Bowl Classic (Miami, Fla.)
 * = ACC game
 % = ACC Tournament (Tampa, Fla.)

ATTENDANCE SUMMARY

	GAMES	TOTALS	AVG/GAME
HOME	15	51974	3465
AWAY	12	132540	11045
NEUTRAL	5	69338	13868
TOTAL	32	253852	7933



Brian Asbury

REVIEW



2006-07 Statistics

UBASKETBALL

RECORD:	OVERALL	HOME	AWAY	NEUTRAL
ALL GAMES	12-20	8-7	3-9	1-4
CONFERENCE	4-12	3-5	1-7	0-0
NON-CONFERENCE	8-8	5-2	2-2	1-4

All games

##	Player	GP-GS	Min-Avg	TOTAL		3-PTS		FT-FTA	Pct	REBOUNDS			PF-FO	A	TO	Blk	Stl	Pts-Avg
				FG-FGA	Pct	3FG-FGA	Pct			Off-Def	Tot-Avg							
33	Jack McClinton	31-22	976-31.5	163-403	.404	91-207	.440	102-114	.895	14-63	77-2.5	70-1	66	74	1	22	519-16.7	
32	Brian Asbury	32-31	975-30.5	133-300	.443	30-102	.294	77-101	.762	73-117	190-5.9	62-2	41	41	20	46	373-11.7	
12	Anthony Harris	32-29	876-27.4	119-309	.385	30-95	.316	59-78	.756	18-57	75-2.3	75-3	110	84	1	15	327-10.2	
15	Denis Clemente	27-15	698-25.9	101-232	.435	35-92	.380	27-37	.730	21-46	67-2.5	68-1	89	50	4	23	264-9.8	
21	Dwayne Collins	32-22	806-25.2	106-197	.538	0-0	.000	62-107	.579	105-102	207-6.5	83-3	20	46	18	20	274-8.6	
50	Anthony King	8-8	211-26.4	27-50	.540	0-0	.000	9-15	.600	26-48	74-9.3	12-0	5	9	14	6	63-7.9	
00	Jimmy Graham	24-10	428-17.8	56-104	.538	0-0	.000	23-46	.500	35-60	95-4.0	56-3	11	30	17	11	135-5.6	
42	Raymond Hicks	23-3	440-19.1	48-99	.485	2-10	.200	23-33	.697	26-32	58-2.5	66-2	12	18	6	12	121-5.3	
23	James Dews	31-0	438-14.1	37-108	.343	16-58	.276	7-12	.583	19-38	57-1.8	45-1	10	7	1	19	97-3.1	
44	Keaton Copeland	21-15	353-16.8	23-54	.426	1-7	.143	7-17	.412	32-30	62-3.0	52-2	20	15	8	22	54-2.6	
20	Lawrence Gilbert	20-2	119-6.0	11-32	.344	3-10	.300	5-9	.556	14-12	26-1.3	14-0	7	8	1	2	30-1.5	
22	Fabio Nass	14-3	124-8.9	8-20	.400	0-2	.000	4-8	.500	13-18	31-2.2	18-0	6	10	2	3	20-1.4	
30	Adrian Thomas	4-0	19-4.8	1-4	.250	0-2	.000	0-0	.000	0-1	1-0.3	2-0	0	2	0	1	2-0.5	
25	Jonathan Stratton	3-0	6-2.0	0-3	.000	0-3	.000	0-0	.000	0-0	0-0.0	0-0	1	1	0	0	0-0.0	
10	Landon Glover	2-0	4-2.0	0-1	.000	0-0	.000	0-0	.000	1-0	1-0.5	1-0	0	2	0	0	0-0.0	
03	Omari Buncum	1-0	1-1.0	0-0	.000	0-0	.000	0-0	.000	0-0	0-0.0	0-0	0	0	0	0	0-0.0	
TM TEAM																		
Total		32		833-1916	.435	208-588	.354	405-577	.702	451-673	1124-35.1	624-18	398	405	93	202	2279-71.2	
Opponents		32		779-1681	.463	259-677	.383	515-742	.694	341-721	1062-33.2	588-9	460	442	136	171	2332-72.9	

SCORE BY PERIODS:	1st	2nd	OT	Total
Miami	1049	1204	26	2279
Opponents	1079	1212	41	2332

DEADBALL REBOUNDS:	OFF	DEF	TOTAL
Miami	80	8	88
Opponents	107	3	110

Conference Games

##	Player	GP-GS	Min-Avg	TOTAL		3-PTS		FT-FTA	Pct	REBOUNDS			PF-FO	A	TO	Blk	Stl	Pts-Avg
				FG-FGA	Pct	3FG-FGA	Pct			Off-Def	Tot-Avg							
33	Jack McClinton	16-8	512-32.0	80-218	.367	46-115	.400	44-49	.898	7-31	38-2.4	38-1	30	33	1	14	250-15.6	
12	Anthony Harris	16-16	471-29.4	71-179	.397	18-52	.346	33-45	.733	12-30	42-2.6	38-1	54	43	0	7	193-12.1	
32	Brian Asbury	16-15	511-31.9	68-154	.442	11-44	.250	39-45	.867	38-62	100-6.3	38-2	23	17	10	24	186-11.6	
15	Denis Clemente	14-10	381-27.2	55-134	.410	23-60	.383	14-20	.700	16-23	39-2.8	42-1	37	25	2	12	147-10.5	
21	Dwayne Collins	16-15	442-27.6	58-113	.513	0-0	.000	37-65	.569	66-51	117-7.3	55-3	12	23	5	6	153-9.6	
50	Anthony King	1-1	14-14.0	3-3	1.000	0-0	.000	1-1	1.000	1-2	3-3.0	0-0	0	0	1	0	7-7.0	
42	Raymond Hicks	10-1	189-18.9	21-46	.457	2-6	.333	13-15	.867	12-17	29-2.9	30-2	4	7	2	2	57-5.7	
00	Jimmy Graham	8-1	138-17.3	15-32	.469	0-0	.000	4-10	.400	14-20	34-4.3	25-2	0	11	5	2	34-4.3	
23	James Dews	15-0	209-13.9	19-46	.413	8-24	.333	4-6	.667	7-18	25-1.7	31-1	5	5	0	8	50-3.3	
44	Keaton Copeland	15-12	302-20.1	18-47	.383	0-6	.000	6-14	.429	28-23	51-3.4	41-1	18	10	6	19	42-2.8	
22	Fabio Nass	4-0	37-9.3	2-5	.400	0-1	.000	0-2	.000	2-5	7-1.8	5-0	2	2	1	2	4-1.0	
20	Lawrence Gilbert	9-1	44-4.9	1-12	.083	0-4	.000	0-2	.000	7-7	14-1.6	6-0	2	2	1	1	2-0.2	
TM TEAM																		
Total		16		411-989	.416	108-312	.346	195-274	.712	237-319	556-34.8	349-14	187	183	34	97	1125-70.3	
Opponents		16		405-817	.496	124-310	.400	315-448	.703	164-385	549-34.3	275-4	236	200	69	80	1249-78.1	

SCORE BY PERIODS:	1st	2nd	OT	Total
Miami	476	630	19	1125
Opponents	560	658	31	1249

DEADBALL REBOUNDS:	OFF	DEF	TOTAL
Miami	33	4	37
Opponents	58	2	60



2006-07 Team Game-by-Game

BASKETBALL

TEAM STATISTICS

Opponent	Date	Score	W/L	TOTAL		3-PTRS		FT-FTA	Pct	REBOUNDS						Pts-Avg	
				FG-FGA	Pct	3FG-FGA	Pct			Off-Def	Tot-Avg	PF	A	TO	Blk		Stl
FLORIDA INTERNATIONAL	11/11/06	73-50	W	30-62	.484	5-15	.333	8-18	.444	17-29	46-46.0	12	14	13	8	9	73-73.0
ALCORN STATE	11/14/06	96-57	W	34-65	.523	7-20	.350	21-29	.724	15-30	45-45.5	13	28	14	7	13	96-84.5
at Evansville	11/17/06	74-69	W	29-63	.460	4-15	.267	12-19	.632	20-25	45-45.3	14	10	13	2	8	74-81.0
vs Buffalo	11/18/06	57-60	L	19-46	.413	4-15	.267	15-23	.652	7-28	35-42.8	16	12	19	3	9	57-75.0
vs Cleveland State	11/19/06	67-78	L	22-54	.407	5-14	.357	18-23	.783	14-18	32-40.6	23	10	14	2	1	67-73.4
LAFAYETTE	11/25/06	98-66	W	35-68	.515	8-21	.381	20-24	.833	15-27	42-40.8	21	21	15	4	11	98-77.5
at Northwestern	11/28/06	59-61	L	21-56	.375	9-23	.391	8-12	.667	19-16	35-40.0	18	9	13	1	2	59-74.9
GEORGIA TECH	12/03/06	90-82	W	32-57	.561	8-17	.471	18-24	.750	14-23	37-39.6	23	14	11	4	5	90-76.8
LEHIGH	12/09/06	79-58	W	29-55	.527	9-19	.474	12-21	.571	12-21	33-38.9	7	17	13	2	11	79-77.0
MISSISSIPPI STATE	12/11/06	52-70	L	21-59	.356	4-21	.190	6-10	.600	12-22	34-38.4	18	8	14	9	5	52-74.5
STETSON	12/16/06	89-64	W	36-61	.590	12-22	.545	5-11	.455	11-29	40-38.5	19	27	14	3	5	89-75.8
BINGHAMTON	12/20/06	74-79	L	24-64	.375	6-24	.250	20-26	.769	18-15	33-38.1	17	7	10	2	5	74-75.7
at Louisville	12/23/06	59-82	L	19-54	.352	4-13	.308	17-23	.739	10-18	28-37.3	18	8	17	2	6	59-74.4
vs Nebraska	12/30/06	67-82	L	27-53	.509	4-14	.286	9-12	.750	9-15	24-36.4	18	15	10	1	7	67-73.9
at Massachusetts	01/02/07	72-71	W	26-52	.500	9-15	.600	11-18	.611	7-22	29-35.9	17	11	13	3	4	72-73.7
WAKE FOREST	01/06/07	58-59	L	20-55	.364	9-22	.409	9-13	.692	11-24	35-35.8	19	13	12	1	7	58-72.8
at Maryland	01/10/07	63-58	W	19-61	.311	3-15	.200	22-29	.759	21-34	55-36.9	25	7	15	6	7	63-72.2
DUKE	01/14/07	63-85	L	23-47	.489	5-14	.357	12-20	.600	5-11	16-35.8	23	11	13	1	10	63-71.7
at Boston College	01/16/07	63-82	L	26-65	.400	2-13	.154	9-10	.900	18-14	32-35.6	15	14	14	0	9	63-71.2
at Florida State	01/20/07	67-86	L	22-62	.355	8-30	.267	15-18	.833	17-18	35-35.5	19	10	12	2	2	67-71.0
VIRGINIA TECH	01/23/07	85-92	L	30-67	.448	6-22	.273	19-21	.905	15-15	30-35.3	27	10	8	0	6	85-71.7
at North Carolina	01/31/07	64-105	L	22-62	.355	8-19	.421	12-17	.706	7-17	24-34.8	21	10	12	2	9	64-71.3
at Virginia	02/03/07	70-81	L	23-64	.359	9-24	.375	15-17	.882	9-21	30-34.6	24	13	6	3	1	70-71.3
BOSTON COLLEGE	02/07/07	68-75	L	29-64	.453	7-20	.350	3-6	.500	14-16	30-34.4	16	15	7	1	8	68-71.1
NC STATE	02/10/07	80-65	W	29-63	.460	7-18	.389	15-21	.714	21-21	42-34.7	20	12	9	2	7	80-71.5
at Wake Forest	02/17/07	69-74	L	26-71	.366	7-25	.280	10-13	.769	18-18	36-34.7	23	10	9	2	9	69-71.4
VIRGINIA	02/21/07	68-60	W	24-59	.407	10-18	.556	10-17	.588	18-23	41-35.0	21	13	13	3	2	68-71.3
at Virginia Tech	02/24/07	57-73	L	21-57	.368	6-21	.286	9-14	.643	15-19	34-34.9	24	7	15	2	3	57-70.8
at Clemson	02/28/07	70-74	Lot	31-67	.463	3-13	.231	5-12	.417	17-25	42-35.2	26	12	13	0	5	70-70.7
FLORIDA STATE	03/03/07	90-98	Lot	34-68	.500	10-21	.476	12-22	.545	17-20	37-35.2	23	16	14	5	7	90-71.4
vs Maryland	03/08/07	67-62	W	21-60	.350	3-10	.300	22-28	.786	19-23	42-35.5	24	4	18	7	7	67-71.2
vs Boston College	03/09/07	71-74	Lot	29-55	.527	7-15	.467	6-6	1.000	9-16	25-35.1	20	10	12	3	2	71-71.2
Miami		2279		833-1916	.435	208-588	.354	405-577	.702	451-673	1124-35.1	624	398	405	93	202	2279-71.2
Opponents		2332		779-1681	.463	259-677	.383	515-742	.694	341-721	1062-33.2	588	460	442	136	171	2332-72.9

OPPONENT STATISTICS

Opponent	Date	Score	W/L	TOTAL		3-PTRS		FT-FTA	Pct	REBOUNDS						Pts-Avg	
				FG-FGA	Pct	3FG-FGA	Pct			Off-Def	Tot-Avg	PF	A	TO	Blk		Stl
FLORIDA INTERNATIONAL	11/11/06	73-50	W	19-59	.322	9-27	.333	3-4	.750	11-19	30-30.0	17	10	17	6	1	50-50.0
ALCORN STATE	11/14/06	96-57	W	21-61	.344	5-18	.278	10-12	.833	11-20	31-30.5	20	7	23	3	6	57-53.5
at Evansville	11/17/06	74-69	W	25-59	.424	8-27	.296	11-15	.733	10-19	29-30.0	20	18	11	4	3	69-58.7
vs Buffalo	11/18/06	57-60	L	23-63	.365	5-20	.250	9-13	.692	16-27	43-33.2	23	15	15	2	7	60-59.0
vs Cleveland State	11/19/06	67-78	L	22-49	.449	11-23	.478	23-28	.821	11-22	33-33.2	23	17	9	6	6	78-82.8
LAFAYETTE	11/25/06	98-66	W	32-55	.418	10-32	.313	10-17	.588	9-19	28-32.3	30	11	21	4	6	66-63.3
at Northwestern	11/28/06	59-61	L	20-38	.526	10-20	.500	11-20	.550	5-18	23-31.0	15	15	9	3	7	61-63.0
GEORGIA TECH	12/03/06	90-82	W	27-59	.458	9-26	.346	19-29	.655	16-15	31-31.0	19	12	8	0	3	82-65.4
LEHIGH	12/09/06	79-58	W	24-48	.500	7-18	.389	3-6	.500	5-18	23-30.1	18	16	18	3	7	58-64.6
MISSISSIPPI STATE	12/11/06	52-70	L	24-54	.444	10-24	.417	12-20	.600	13-27	40-31.1	15	14	17	5	5	70-65.1
STETSON	12/16/06	89-64	W	21-57	.368	8-25	.320	14-19	.737	10-17	27-30.7	18	7	13	3	4	64-65.0
BINGHAMTON	12/20/06	74-79	L	30-53	.566	7-17	.412	12-15	.800	10-25	35-31.1	23	14	16	3	5	79-66.2
at Louisville	12/23/06	59-82	L	28-56	.500	10-22	.455	16-24	.667	14-28	42-31.9	20	21	19	2	7	82-67.4
vs Nebraska	12/30/06	67-82	L	23-47	.489	15-33	.455	21-26	.808	11-18	29-31.7	14	19	12	3	6	82-68.4
at Massachusetts	01/02/07	72-71	W	26-58	.448	6-18	.333	13-25	.520	15-22	37-32.1	19	16	13	11	6	71-68.6
WAKE FOREST	01/06/07	58-59	L	20-54	.370	7-26	.269	12-22	.545	15-27	42-32.7	16	12	13	4	5	59-68.0
at Maryland	01/10/07	63-58	W	13-58	.224	6-23	.261	26-35	.743	17-24	41-33.2	24	9	15	9	5	58-67.4
DUKE	01/14/07	63-85	L	28-41	.683	7-13	.538	22-29	.759	7-25	32-33.1	20	17	16	1	6	85-68.4
at Boston College	01/16/07	63-82	L	30-55	.545	6-17	.353	16-19	.842	13-22	35-33.2	10	17	13	4	6	82-69.1
at Florida State	01/20/07	67-86	L	29-57	.509	13-23	.565	15-20	.750	10-24	34-33.2	15	21	8	0	5	86-69.9
VIRGINIA TECH	01/23/07	85-92	L	25-43	.581	8-16	.500	34-42	.810	6-24	30-33.1	19	16	12	3	6	92-71.0
at North Carolina	01/31/07	64-105	L	36-64	.563	12-24	.500	21-27	.778	14-35	49-33.8	16	26	16	7	7	105-72.5
at Virginia	02/03/07	70-81	L	24-51	.471	11-26	.423	22-32	.688	10-29	39-34.0	18	17	9	1	2	81-72.9
BOSTON COLLEGE	02/07/07	68-75	L	26-44	.591	7-14	.500	16-21	.762	5-22	27-33.8	9	9	12	5	2	75-73.0
NC STATE	02/10/07	80-65	W	22-46	.478	7-20	.350	14-21	.667	8-17	25-33.4	16	13	12	1	1	65-72.7
at Wake Forest	02/17/07	69-74	L	22-38	.579	7-13	.538	23-33	.697	5-28	33-33.4	15	16	18	4	1	74-72.7
VIRGINIA	02/21/07	68-60	W	18-46	.391	7-21	.333	17-25	.680	10-22	32-33.3	22	8	17	8	7	60-72.3
at Virginia Tech	02/24/07	57-73	L	24-49	.490	3-11	.273	22-33	.667	11-25	36-33.4	18	11	8	5	8	73-72.3
at Clemson	02/28/07	70-74	Lot	27-55	.491	6-19	.316	14-31	.452	11-21	32-33.4	16	17	12	9	10	74-72.3
FLORIDA STATE	03/03/07	90-98	Lot	34-57	.596	8-18	.444	22-29	.759	6-25	31-33.3	22	15	11	8	6	98-73.2
vs Maryland	03/08/07	67-62	W	22-57	.386	3-18	.167	15-26	.577	13-21	34-33.3	25	13	16	7	11	62-72.8
vs Boston College	03/09/07	71-74	Lot	23-50	.460	11-25	.440	17-24	.708	13-16	29-33.2	13	11	13	2	4	74-72.9
Opponents		2332		779-1681	.463	259-677	.383	515-742	.694	341-721	1062-33.2	588	460	442	136	171	2332-72.9
Miami		2279		833-1916	.435	208-588	.354	405-577	.702	451-673	1124-35.1	624	398	405	93	202	2279-71.2

REVIEW

2006-07 Points-Rebounds-Assists

UBASKETBALL

Opponent	Date	Score	WL	00 GRAHAM	3 BUNCUM	10 GLOVER	12 HARRIS	15 CLEMENTE	20 GILBERT	21 COLLINS	22 NASS	23 DEWS
FLORIDA INTERNATIONAL	11/11/06	73-50	W	10-4-2	DNP	DNP	7-3-6	DNP	0-0-0	10-12-0	2-0-0	2-3-0
ALCORN STATE	11/14/06	96-57	W	11-4-2	DNP	0-1-0	2-1-10	13-3-4	5-1-1	9-3-2	2-4-1	5-1-0
at Evansville	11/17/06	74-69	W	10-5-0	DNP	DNP	12-6-5	6-1-4	DNP	14-8-0	DNP	1-1-0
vs Buffalo	11/18/06	57-60	L	9-2-1	DNP	DNP	3-3-6	3-3-2	DNP	2-4-2	DNP	2-2-0
vs Cleveland State	11/19/06	67-78	L	8-2-0	DNP	DNP	13-0-4	4-0-2	DNP	3-3-0	DNP	0-0-0
LAFAYETTE	11/25/06	98-66	W	2-3-0	0-0-0	0-0-0	8-1-4	12-5-6	6-6-0	6-4-3	7-3-1	4-4-0
at Northwestern	11/28/06	59-61	L	5-3-1	DNP	DNP	4-3-2	3-0-2	0-0-0	0-2-0	0-0-0	0-2-0
GEORGIA TECH	12/03/06	90-82	W	5-9-0	DNP	DNP	21-1-5	2-3-0	DNP	6-5-0	0-2-0	0-0-2
LEHIGH	12/09/06	79-58	W	6-4-0	DNP	DNP	6-3-1	8-4-9	2-0-0	2-7-1	0-2-0	3-0-1
MISSISSIPPI STATE	12/11/06	52-70	L	0-1-0	DNP	DNP	0-0-2	6-2-4	0-2-0	14-6-0	1-2-0	0-0-0
STETSON	12/16/06	89-64	W	0-13-2	DNP	DNP	11-1-3	13-3-7	2-2-0	8-2-0	2-4-1	8-3-2
BINGHAMTON	12/20/06	74-79	L	6-6-1	DNP	DNP	5-1-0	17-1-2	0-0-1	3-5-0	2-6-1	2-2-0
at Louisville	12/23/06	59-82	L	0-1-0	DNP	DNP	2-2-1	14-2-1	11-1-2	17-8-0	0-2-0	0-4-1
vs Nebraska	12/30/06	67-82	L	13-2-2	DNP	DNP	7-3-4	7-1-7	2-0-1	8-6-0	DNP	9-1-0
at Massachusetts	01/02/07	72-71	W	0-0-0	DNP	DNP	33-2-4	11-3-2	DNP	5-5-0	0-1-0	0-2-0
WAKE FOREST	01/06/07	58-59	L	0-1-0	DNP	DNP	12-3-5	8-2-2	DNP	7-4-0	DNP	3-1-0
at Maryland	01/10/07	63-58	W	2-5-0	DNP	DNP	15-2-4	3-3-3	DNP	14-12-0	0-1-0	3-6-0
DUKE	01/14/07	63-85	L	DNP	DNP	DNP	14-5-2	9-2-1	0-1-0	6-2-2	2-0-1	0-0-0
at Boston College	01/16/07	63-82	L	DNP	DNP	DNP	6-2-2	6-0-2	0-2-0	24-13-0	2-4-1	0-2-0
at Florida State	01/20/07	67-86	L	DNP	DNP	DNP	12-2-3	15-2-2	0-4-1	12-4-1	DNP	8-4-1
VIRGINIA TECH	01/23/07	85-92	L	DNP	DNP	DNP	6-2-1	24-4-5	0-0-0	4-4-0	DNP	3-3-0
at North Carolina	01/31/07	64-105	L	DNP	DNP	DNP	18-3-3	5-1-4	0-2-0	2-2-1	DNP	7-0-0
at Virginia	02/03/07	70-81	L	DNP	DNP	DNP	10-1-2	5-4-3	DNP	6-8-1	DNP	10-5-0
BOSTON COLLEGE	02/07/07	68-75	L	DNP	DNP	DNP	2-3-4	24-1-2	0-0-0	11-13-3	DNP	0-1-1
NC STATE	02/10/07	80-65	W	DNP	DNP	DNP	18-2-3	10-5-4	0-0-0	9-10-0	DNP	2-1-0
at Wake Forest	02/17/07	69-74	L	2-2-0	DNP	DNP	10-5-2	8-4-6	0-2-0	9-5-0	DNP	DNP
VIRGINIA	02/21/07	68-60	W	5-5-0	DNP	DNP	11-1-6	8-3-1	DNP	11-14-3	DNP	4-0-0
at Virginia Tech	02/24/07	57-73	L	4-3-0	DNP	DNP	4-1-0	20-5-2	DNP	11-6-0	DNP	2-2-0
at Clemson	02/28/07	70-74	LOT	9-4-0	DNP	DNP	15-3-4	DNP	2-3-1	12-6-1	DNP	2-0-1
FLORIDA STATE	03/03/07	90-98	LOT	7-5-0	DNP	DNP	19-6-8	DNP	DNP	9-9-0	DNP	6-0-0
vs Maryland	03/08/07	67-62	W	9-7-0	DNP	DNP	6-1-1	DNP	0-0-0	12-12-0	DNP	5-5-1
vs Boston College	03/09/07	71-74	LOT	12-4-0	DNP	DNP	15-3-3	DNP	DNP	8-3-0	DNP	6-2-0

Opponent	Date	Score	WL	25 STRATTON	30 THOMAS	32 ASBURY	33 MCCLINTON	42 HICKS	44 COPELAND	50 KING
FLORIDA INTERNATIONAL	11/11/06	73-50	W	DNP	2-0-0	7-7-1	14-2-3	DNP	DNP	19-15-2
ALCORN STATE	11/14/06	96-57	W	0-0-1	DNP	15-6-1	21-5-6	DNP	3-2-0	10-10-0
at Evansville	11/17/06	74-69	W	DNP	0-0-0	8-6-1	17-2-0	DNP	DNP	6-15-0
vs Buffalo	11/18/06	57-60	L	DNP	0-1-0	9-5-0	21-6-0	1-3-0	DNP	7-6-1
vs Cleveland State	11/19/06	67-78	L	DNP	0-0-0	8-8-2	20-3-2	5-2-0	DNP	6-12-0
LAFAYETTE	11/25/06	98-66	W	0-0-0	DNP	19-4-1	23-3-3	11-3-3	0-0-0	0-3-0
at Northwestern	11/28/06	59-61	L	DNP	DNP	9-7-1	30-2-1	0-1-0	DNP	8-10-2
GEORGIA TECH	12/03/06	90-82	W	DNP	DNP	16-8-3	22-1-3	11-3-1	DNP	7-3-0
LEHIGH	12/09/06	79-58	W	DNP	DNP	18-2-2	21-2-3	13-6-0	DNP	DNP
MISSISSIPPI STATE	12/11/06	52-70	L	DNP	DNP	14-8-1	16-6-0	1-1-1	DNP	DNP
STETSON	12/16/06	89-64	W	0-0-0	DNP	18-6-6	13-2-5	12-3-1	2-0-0	DNP
BINGHAMTON	12/20/06	74-79	L	DNP	DNP	15-5-0	17-1-2	7-2-0	DNP	DNP
at Louisville	12/23/06	59-82	L	DNP	DNP	7-6-1	8-1-2	0-0-0	DNP	DNP
vs Nebraska	12/30/06	67-82	L	DNP	DNP	19-5-0	DNP	2-2-1	DNP	DNP
at Massachusetts	01/02/07	72-71	W	DNP	DNP	1-2-0	15-2-3	2-3-1	5-3-1	DNP
WAKE FOREST	01/06/07	58-59	L	DNP	DNP	9-7-0	13-5-4	4-6-0	2-1-2	DNP
at Maryland	01/10/07	63-58	W	DNP	DNP	7-10-0	12-2-0	5-4-0	2-5-0	DNP
DUKE	01/14/07	63-85	L	DNP	DNP	19-3-1	5-1-1	0-0-1	8-1-2	DNP
at Boston College	01/16/07	63-82	L	DNP	DNP	13-4-4	8-1-4	2-0-0	2-1-1	DNP
at Florida State	01/20/07	67-86	L	DNP	DNP	12-7-2	8-4-0	0-1-0	0-4-0	DNP
VIRGINIA TECH	01/23/07	85-92	L	DNP	DNP	14-5-2	18-3-1	16-7-1	0-0-0	DNP
at North Carolina	01/31/07	64-105	L	DNP	DNP	6-3-1	15-1-1	10-4-0	1-0-0	DNP
at Virginia	02/03/07	70-81	L	DNP	DNP	12-4-1	18-3-3	9-3-1	0-0-2	DNP
BOSTON COLLEGE	02/07/07	68-75	L	DNP	DNP	12-3-0	14-0-4	DNP	5-3-1	DNP
NC STATE	02/10/07	80-65	W	DNP	DNP	17-4-4	18-5-0	DNP	6-13-1	DNP
at Wake Forest	02/17/07	69-74	L	DNP	DNP	11-8-2	21-1-0	DNP	8-7-0	DNP
VIRGINIA	02/21/07	68-60	W	DNP	DNP	11-6-0	14-2-1	DNP	4-5-2	DNP
at Virginia Tech	02/24/07	57-73	L	DNP	DNP	2-5-1	12-2-2	DNP	2-7-2	DNP
at Clemson	02/28/07	70-74	LOT	DNP	DNP	9-14-1	21-4-1	DNP	0-4-3	DNP
FLORIDA STATE	03/03/07	90-98	LOT	DNP	DNP	16-9-1	31-3-5	0-1-0	2-0-2	DNP
vs Maryland	03/08/07	67-62	W	DNP	DNP	12-7-0	17-2-1	6-1-0	0-4-1	DNP
vs Boston College	03/09/07	71-74	LOT	DNP	DNP	8-6-1	16-0-5	4-2-1	2-2-0	DNP

2006-07 Game-by-Game Highs

BASKETBALL

Opponent	Date	Score	WL	POINTS	REBOUNDS	ASSISTS	STEALS	BLOCKED SHOTS
FLORIDA INTERNATIONAL	11/11/06	73-50	W	19-Anthony King	15-Anthony King	6-Anthony Harris	2-Brian Asbury Dwayne Collins Anthony Harris	4-Anthony King
ALCORN STATE at Evansville	11/14/06	96-57	W	21-Jack McClinton	10-Anthony King	10-Anthony Harris	4-Jack McClinton	2-Anthony King
	11/17/06	74-69	W	17-Jack McClinton	15-Anthony King	5-Anthony Harris	4-James Dews	1-Anthony King Dwayne Collins
vs Buffalo	11/18/06	57-60	L	21-Jack McClinton	6-Jack McClinton Anthony King	6-Anthony Harris	4-Anthony King	3-Anthony King
vs Cleveland State LAFAYETTE	11/19/06	67-78	L	20-Jack McClinton	12-Anthony King	4-Anthony Harris	1-Raymond Hicks	2-Anthony King
	11/25/06	98-66	W	23-Jack McClinton	6-Lawrence Gilbert	6-Denis Clemente	3-Dwayne Collins Brian Asbury	3-Brian Asbury
at Northwestern	11/28/06	59-61	L	30-Jack McClinton	10-Anthony King	2-Anthony Harris Denis Clemente Anthony King	1-Brian Asbury Jimmy Graham	1-Anthony King
GEORGIA TECH	12/03/06	90-82	W	22-Jack McClinton	9-Jimmy Graham	5-Anthony Harris	2-James Dews Dwayne Collins	1-Jimmy Graham Fabio Nass Brian Asbury Anthony King
LEHIGH	12/09/06	79-58	W	21-Jack McClinton	7-Dwayne Collins	9-Denis Clemente	3-Raymond Hicks	1-Dwayne Collins Raymond Hicks
MISSISSIPPI STATE	12/11/06	52-70	L	16-Jack McClinton	8-Brian Asbury	4-Denis Clemente	1-Raymond Hicks Fabio Nass Jack McClinton Lawrence Gilbert Denis Clemente	5-Dwayne Collins
STETSON	12/16/06	89-64	W	18-Brian Asbury	13-Jimmy Graham	7-Denis Clemente	2-Denis Clemente	1-Jimmy Graham Raymond Hicks Dwayne Collins
BINGHAMTON at Louisville	12/20/06	74-79	L	17-Jack McClinton Denis Clemente	6-Fabio Nass Jimmy Graham	2-Denis Clemente Jack McClinton	2-Denis Clemente Brian Asbury	1-Jimmy Graham Dwayne Collins
	12/23/06	59-82	L	17-Dwayne Collins	8-Dwayne Collins	2-Lawrence Gilbert Jack McClinton	3-Brian Asbury	1-Dwayne Collins Brian Asbury
vs Nebraska at Massachusetts WAKE FOREST at Maryland	12/30/06	67-82	L	19-Brian Asbury	6-Dwayne Collins	7-Denis Clemente	3-Brian Asbury	1-Brian Asbury
	01/02/07	72-71	W	33-Anthony Harris	5-Dwayne Collins	4-Anthony Harris	2-Dwayne Collins	2-Keaton Copeland
	01/06/07	58-59	L	13-Jack McClinton	7-Brian Asbury	5-Anthony Harris	3-Keaton Copeland	1-Keaton Copeland
	01/10/07	63-58	W	15-Anthony Harris	12-Dwayne Collins	4-Anthony Harris	2-Keaton Copeland Jack McClinton	2-Brian Asbury
DUKE	01/14/07	63-85	L	19-Brian Asbury	5-Anthony Harris	2-Dwayne Collins Keaton Copeland Anthony Harris	5-Keaton Copeland	1-Dwayne Collins
at Boston College	01/16/07	63-82	L	24-Dwayne Collins	13-Dwayne Collins	4-Jack McClinton Brian Asbury	4-Brian Asbury	None
at Florida State	01/20/07	67-86	L	15-Denis Clemente	7-Brian Asbury	3-Anthony Harris	1-Keaton Copeland Denis Clemente	1-Dwayne Collins Lawrence Gilbert
VIRGINIA TECH at North Carolina	01/23/07	85-92	L	24-Denis Clemente	7-Raymond Hicks	5-Denis Clemente	2-Brian Asbury	None
	01/31/07	64-105	L	18-Anthony Harris	4-Raymond Hicks	4-Denis Clemente	2-Denis Clemente Jack McClinton Brian Asbury	1-Brian Asbury Raymond Hicks
at Virginia	02/03/07	70-81	L	18-Jack McClinton	8-Dwayne Collins	3-Denis Clemente Jack McClinton	1-Raymond Hicks	1-Keaton Copeland Dwayne Collins Brian Asbury
BOSTON COLLEGE	02/07/07	68-75	L	24-Denis Clemente	13-Dwayne Collins	4-Anthony Harris Jack McClinton	4-Brian Asbury	1-Keaton Copeland
NC STATE	02/10/07	80-65	W	18-Jack McClinton Anthony Harris	13-Keaton Copeland	4-Denis Clemente Brian Asbury	3-Jack McClinton	2-Brian Asbury
at Wake Forest	02/17/07	69-74	L	21-Jack McClinton	8-Brian Asbury	6-Denis Clemente	4-Brian Asbury	1-Keaton Copeland Brian Asbury
VIRGINIA	02/21/07	68-60	W	14-Jack McClinton	14-Dwayne Collins	6-Anthony Harris	1-Dwayne Collins Jimmy Graham	1-Dwayne Collins Brian Asbury Denis Clemente
at Virginia Tech	02/24/07	57-73	L	20-Denis Clemente	7-Keaton Copeland	2-Keaton Copeland Denis Clemente Jack McClinton	2-Keaton Copeland	1-Jack McClinton Keaton Copeland
at Clemson	02/28/07	70-74	LOT	21-Jack McClinton	14-Brian Asbury	4-Anthony Harris	3-Brian Asbury	None
FLORIDA STATE	03/03/07	90-98	LOT	31-Jack McClinton	9-Dwayne Collins Brian Asbury	8-Anthony Harris	5-Anthony Harris	3-Jimmy Graham
vs Maryland	03/08/07	67-62	W	17-Jack McClinton	12-Dwayne Collins	1-James Dews Anthony Harris Keaton Copeland Jack McClinton	2-Brian Asbury	5-Jimmy Graham
vs Boston College	03/09/07	71-74	LOT	16-Jack McClinton	6-Brian Asbury	5-Jack McClinton	1-James Dews Jimmy Graham	1-Jimmy Graham Brian Asbury Dwayne Collins

2006-07 Superlatives

UBASKETBALL

Miami - INDIVIDUAL GAME HIGHS

POINTS	33	Anthony Harris at Massachusetts (01/02/07)
FIELD GOALS MADE	13	Anthony Harris at Massachusetts (01/02/07)
FIELD GOAL ATT	22	Jack McClinton vs Florida State (03/03/07)
FG PCT (min 5 made)	1.000 (6-6)	Raymond Hicks vs Stetson (12/16/06)
	1.000 (5-5)	Raymond Hicks vs Georgia Tech (12/03/06)
3 PT FG MADE	6	Jack McClinton at Wake Forest (02/17/07)
3 PT FG ATTEMPTS	13	Jack McClinton at Wake Forest (02/17/07)
3-PT FG PCT (min 2 made)	1.000 (2-2)	James Dews at Virginia (02/03/07)
	1.000 (2-2)	James Dews vs Stetson (12/16/06)
FREE THROWS MADE	10	Jack McClinton vs Georgia Tech (12/03/06)
FREE THROW ATT	10	Anthony Harris at Maryland (01/10/07)
	10	Brian Asbury vs Binghamton (12/20/06)
	10	Jack McClinton vs Georgia Tech (12/03/06)
	10	Jack McClinton vs Georgia Tech (12/03/06)
FT PCT (min 3 made)	1.000 (10-10)	Raymond Hicks vs Virginia Tech (01/23/07)
	1.000 (8-8)	Jack McClinton vs Alcorn State (11/14/06)
	1.000 (8-8)	Jack McClinton vs Alcorn State (11/14/06)
	1.000 (6-6)	Jack McClinton at Virginia (02/03/07)
	1.000 (6-6)	Brian Asbury vs Nebraska (12/30/06)
	1.000 (6-6)	Jack McClinton vs Buffalo (11/18/06)
	1.000 (4-4)	Jack McClinton vs Boston College (03/09/07)
	1.000 (4-4)	Anthony Harris vs Maryland (03/08/07)
	1.000 (4-4)	Brian Asbury vs Virginia (02/21/07)
	1.000 (4-4)	Brian Asbury vs NC State (02/10/07)
	1.000 (4-4)	Jack McClinton vs NC State (02/10/07)
	1.000 (4-4)	Anthony Harris vs NC State (02/10/07)
	1.000 (4-4)	Denis Clemente vs Virginia Tech (01/23/07)
	1.000 (4-4)	Jack McClinton at Louisville (12/23/06)
	1.000 (4-4)	Jack McClinton vs Lehigh (12/09/06)
	1.000 (4-4)	Anthony Harris vs Lafayette (11/25/06)
	1.000 (4-4)	Jack McClinton vs Cleveland State (11/19/06)
REBOUNDS	15	Anthony King at Evansville (11/17/06)
	15	Anthony King vs Florida International (11/11/06)
ASSISTS	10	Anthony Harris vs Alcorn State (11/14/06)
STEALS	5	Anthony Harris vs Florida State (03/03/07)
	5	Keaton Copeland vs Duke (01/14/07)
BLOCKED SHOTS	5	Jimmy Graham vs Maryland (03/08/07)
	5	Dwayne Collins vs Mississippi State (12/11/06)
TURNOVERS	6	Anthony Harris vs Maryland (03/08/07)
	6	Anthony Harris vs Florida State (03/03/07)

OPPONENT - INDIVIDUAL GAME HIGHS

POINTS	45	Thornton, Al vs Florida State (03/03/07)
FIELD GOALS MADE	16	Thornton, Al vs Florida State (03/03/07)
FIELD GOAL ATT	24	Thornton, Al vs Florida State (03/03/07)
FG PCT (min 5 made)	1.000 (7-7)	Ra'Sean Dickey vs Georgia Tech (12/03/06)
3 PT FG MADE	7	Perry, Marcus vs Nebraska (12/30/06)
	7	Craig Moore at Northwestern (11/28/06)
3 PT FG ATTEMPTS	12	Perry, Marcus vs Nebraska (12/30/06)
3-PT FG PCT (min 2 made)	1.000 (3-3)	J J Hirst vs Stetson (12/16/06)
	1.000 (2-2)	Jason Rich at Florida State (01/20/07)
	1.000 (2-2)	THOMAS, Brandon at Massachusetts (01/02/07)
	1.000 (2-2)	Earl Clark at Louisville (12/23/06)
FREE THROWS MADE	15	Zabian Dowdell vs Virginia Tech (01/23/07)
FREE THROW ATT	18	Zabian Dowdell vs Virginia Tech (01/23/07)
FT PCT (min 3 made)	1.000 (11-11)	Thornton, Al vs Florida State (03/03/07)
	1.000 (11-11)	Jon Scheyer vs Duke (01/14/07)
	1.000 (8-8)	Ekene Ibekwe at Maryland (01/10/07)
	1.000 (6-6)	Harvey Hale at Wake Forest (02/17/07)
	1.000 (6-6)	RICE, TYRESE at Boston College (01/16/07)
	1.000 (5-5)	Green, Danny at North Carolina (01/31/07)
	1.000 (5-5)	Richard Forbes vs Binghamton (12/20/06)
	1.000 (4-4)	Cain, Jason at Virginia (02/03/07)
	1.000 (4-4)	Coleman Collins vs Virginia Tech (01/23/07)
	1.000 (4-4)	Jason Rich at Florida State (01/20/07)
	1.000 (4-4)	WILLIAMS, Sean at Boston College (01/16/07)
	1.000 (4-4)	Greg Paulus vs Duke (01/14/07)
	1.000 (4-4)	White, Jamel vs Nebraska (12/30/06)
	1.000 (4-4)	Lewis Clinch vs Georgia Tech (12/03/06)
	1.000 (4-4)	Joe Davis vs Cleveland State (11/19/06)
REBOUNDS	14	Kyle Visser vs Wake Forest (01/06/07)
	14	Yassin Idbihi vs Buffalo (11/18/06)
ASSISTS	12	RICE, TYRESE at Boston College (01/16/07)
STEALS	4	Vernon Hamilton at Clemson (02/28/07)
	4	Zabian Dowdell vs Virginia Tech (01/23/07)
BLOCKED SHOTS	7	LASME, Stephane at Massachusetts (01/02/07)
TURNOVERS	6	D.J. Strawberry vs Maryland (03/08/07)
	6	Kyle Visser at Wake Forest (02/17/07)
	6	Charles Rhodes vs Mississippi State (12/11/06)

Miami - TEAM GAME HIGHS

POINTS	98	vs Lafayette (11/25/06)
FIELD GOALS MADE	36	vs Stetson (12/16/06)
FIELD GOAL ATTEMPTS	71	at Wake Forest (02/17/07)
FIELD GOAL PERCENTAGE	.590 (36-61)	vs Stetson (12/16/06)
3 PT FIELD GOALS MADE	12	vs Stetson (12/16/06)
3 PT FG ATTEMPTS	30	at Florida State (01/20/07)
3 PT FG PERCENTAGE	.600 (9-15)	at Massachusetts (01/02/07)
FREE THROWS MADE	22	vs Maryland (03/08/07)
	22	at Maryland (01/10/07)
FREE THROW ATTEMPTS	29	at Maryland (01/10/07)
	29	vs Alcorn State (11/14/06)
FREE THROW PERCENTAGE	1.000 (6-6)	vs Boston College (03/09/07)
REBOUNDS	55	at Maryland (01/10/07)
ASSISTS	28	vs Alcorn State (11/14/06)
STEALS	13	vs Alcorn State (11/14/06)
BLOCKED SHOTS	9	vs Mississippi State (12/11/06)
TURNOVERS	19	vs Buffalo (11/18/06)
FOULS	27	vs Virginia Tech (01/23/07)

Opponent - TEAM GAME HIGHS

POINTS	105	at North Carolina (01/31/07)
FIELD GOALS MADE	36	at North Carolina (01/31/07)
FIELD GOAL ATTEMPTS	64	at North Carolina (01/31/07)
FIELD GOAL PERCENTAGE	.683 (28-41)	vs Duke (01/14/07)
3 PT FIELD GOALS MADE	15	vs Nebraska (12/30/06)
3 PT FG ATTEMPTS	33	vs Nebraska (12/30/06)
3 PT FG PERCENTAGE	.565 (13-23)	at Florida State (01/20/07)
FREE THROWS MADE	34	vs Virginia Tech (01/23/07)
FREE THROW ATTEMPTS	42	vs Virginia Tech (01/23/07)
FREE THROW PERCENTAGE	.842 (16-19)	at Boston College (01/16/07)
REBOUNDS	49	at North Carolina (01/31/07)
ASSISTS	26	at North Carolina (01/31/07)
STEALS	11	vs Maryland (03/08/07)
BLOCKED SHOTS	11	at Massachusetts (01/02/07)
TURNOVERS	23	vs Alcorn State (11/14/06)
FOULS	30	vs Lafayette (11/25/06)

Miami - TEAM GAME LOWS

POINTS	52	vs Mississippi State (12/11/06)
FIELD GOALS MADE	19	vs Buffalo (11/18/06)
	19	at Louisville (12/23/06)
	19	at Maryland (01/10/07)
FIELD GOAL ATTEMPTS	46	vs Buffalo (11/18/06)
FIELD GOAL PERCENTAGE	.311 (19-61)	at Maryland (01/10/07)
3 PT FIELD GOALS MADE	2	at Boston College (01/16/07)
3 PT FG ATTEMPTS	10	vs Maryland (03/08/07)
3 PT FG PERCENTAGE	.154 (2-13)	at Boston College (01/16/07)
FREE THROWS MADE	3	vs Boston College (02/07/07)
FREE THROW ATTEMPTS	6	vs Boston College (02/07/07)
	6	vs Boston College (03/09/07)
FREE THROW PERCENTAGE	.417 (5-12)	at Clemson (02/28/07)
REBOUNDS	16	vs Duke (01/14/07)
ASSISTS	4	vs Maryland (03/08/07)
STEALS	1	vs Cleveland State (11/19/06)
	1	at Virginia (02/03/07)
BLOCKED SHOTS	0	at Boston College (01/16/07)
	0	vs Virginia Tech (01/23/07)
	0	at Clemson (02/28/07)
TURNOVERS	6	at Virginia (02/03/07)
FOULS	7	vs Lehigh (12/09/06)

Opponent - TEAM GAME LOWS

POINTS	50	vs Florida International (11/11/06)
FIELD GOALS MADE	13	at Maryland (01/10/07)
FIELD GOAL ATTEMPTS	38	at Northwestern (11/28/06)
	38	at Wake Forest (02/17/07)
FIELD GOAL PERCENTAGE	.224 (13-58)	at Maryland (01/10/07)
3 PT FIELD GOALS MADE	3	at Virginia Tech (02/24/07)
	3	vs Maryland (03/08/07)
3 PT FG ATTEMPTS	11	at Virginia Tech (02/24/07)
3 PT FG PERCENTAGE	.167 (3-18)	vs Maryland (03/08/07)
FREE THROWS MADE	3	vs Florida International (11/11/06)
	3	vs Lehigh (12/09/06)
FREE THROW ATTEMPTS	4	vs Florida International (11/11/06)
FREE THROW PERCENTAGE	.452 (14-31)	at Clemson (02/28/07)
REBOUNDS	23	at Northwestern (11/28/06)
	23	vs Lehigh (12/09/06)
ASSISTS	7	vs Alcorn State (11/14/06)
	7	vs Stetson (12/16/06)
STEALS	1	vs Florida International (11/11/06)
	1	vs NC State (02/10/07)
	1	at Wake Forest (02/17/07)
BLOCKED SHOTS	0	vs Georgia Tech (12/03/06)
	0	at Florida State (01/20/07)
TURNOVERS	8	vs Georgia Tech (12/03/06)
	8	at Florida State (01/20/07)
	8	at Virginia Tech (02/24/07)
FOULS	9	vs Boston College (02/07/07)

2006-07 Season Recap and Boxscores

U BASKETBALL

EXHIBITION - MIAMI 94, NORTHWOOD 54

November 6, 2006

BankUnited Center, Coral Gables, Fla.

Sophomore Jimmy Graham scored a game-high 14 points to lead four Hurricanes in double-figures as the University of Miami knocked off Northwood University, 94-54, in an exhibition game at the BankUnited Center.

Jack McClinton, a transfer from Siena, scored 13 points in his first game since March 2005, while senior Anthony King and freshman James Dews each added 10.

Miami connected on 34-of-57 (.596) from the field, including 9-of-16 from three-point range, while holding the Seahawks to 19-of-62 (.306) shooting. Led by Dews, the Hurricanes received 42 points from its bench.

Northwood is an NAIA institution in West Palm Beach and is led by legendary head coach Rollie Massimino. The Seahawks were led by Marvin Owens who posted team highs in scoring (11) and rebounding (7).

VISITORS: Northwood University

#	Player	tot-fg fg-fga	3-pt fg-fga	ft-fga	rebounds of-de-tot	pf	tp	a	to	blk	s	min
04	Cory McJimson	f 3-9	0-1	4-4	3-2-5	4	10	0	2	0	2	21
21	Marvin Owens	f 4-11	0-0	3-4	4-3-7	2	11	2	2	0	6	27
22	Seth Davis	f 2-3	1-1	0-0	0-1-1	4	5	0	2	0	0	27
02	Baree Ward	g 3-8	0-0	2-2	0-0-0	1	8	0	4	0	0	23
24	Chad Radosevich	g 3-9	3-8	0-0	0-0-0	0	9	0	0	0	1	23
00	Chad Stapleton	1-5	0-0	0-0	2-3-5	2	2	0	0	0	1	18
05	Billy Harkins	0-2	0-2	0-0	1-0-1	2	0	0	1	0	0	10
10	Christian Boyle	0-4	0-3	0-0	1-0-1	1	0	0	1	0	0	7
12	Steve Ritzema	0-2	0-0	1-4	0-1-1	2	1	0	2	1	0	18
13	Tim Clark	2-3	0-0	0-0	2-1-3	0	4	2	0	0	0	10
14	Anthony Gage	0-0	0-0	0-0	0-1-1	0	0	2	0	0	0	12
15	Darel Lucas	1-6	0-2	2-2	0-1-1	0	4	0	4	0	0	14
	TEAM				3-3-6							
	Totals	19-62	4-17	12-16	16-16-32	18	54	4	21	1	10	200

TOTAL FG%	1st Half: 10-27	37.0%	2nd Half: 9-35	25.7%	Game: 30.6%	DEADBALL
3-Pt. FG%	1st Half: 3-8	37.5%	2nd Half: 1-9	11.1%	Game: 23.5%	REBOUNDS
F Throw %	1st Half: 7-8	87.5%	2nd Half: 5-8	62.5%	Game: 75.0%	3

HOME TEAM: University of Miami

#	Player	tot-fg fg-fga	3-pt fg-fga	ft-fga	rebounds of-de-tot	pf	tp	a	to	blk	s	min
00	Jimmy Graham	f 4-5	0-0	6-6	0-3-3	2	14	1	0	1	1	16
32	Brian Asbury	f 2-4	2-2	1-2	0-3-3	2	7	1	0	1	1	17
50	Anthony King	c 5-7	0-0	0-0	2-4-6	0	10	0	1	1	0	19
12	Anthony Harris	g 1-6	0-2	6-6	1-0-1	2	8	6	2	0	0	21
33	Jack McClinton	g 5-9	3-4	0-0	0-1-1	0	13	1	4	0	1	24
10	Landon Glover	1-1	0-0	0-0	0-0-0	0	2	1	0	0	0	4
15	Denis Clemente	4-4	0-0	0-0	0-1-1	1	8	7	5	0	1	14
20	Lawrence Gilbert	0-1	0-1	0-2	0-0-0	2	0	0	1	1	0	8
21	Dwayne Collins	2-4	0-0	0-1	3-0-3	3	4	0	3	1	3	17
22	Fabio Nass	2-3	0-0	2-2	1-5-6	3	6	1	2	1	0	13
23	James Dews	3-7	3-5	1-2	0-2-2	1	10	2	0	2	2	14
25	Jonathan Stratton	0-1	0-1	0-0	0-0-0	1	0	0	0	0	0	3
30	Adrian Thomas	1-1	1-1	0-0	0-0-0	1	3	0	0	0	0	14
42	Raymond Hicks	4-4	0-0	0-0	1-2-3	0	8	0	1	0	0	11
44	Keaton Copeland	0-0	0-0	1-2	0-2-2	0	1	0	1	1	1	5
	TEAM				2-5-7							
	Totals	34-57	9-16	17-23	10-28-38	18	94	20	20	9	10	200

TOTAL FG%	1st Half: 19-30	63.3%	2nd Half: 15-27	55.6%	Game: 59.6%	DEADBALL
3-Pt. FG%	1st Half: 7-9	77.8%	2nd Half: 2-7	28.6%	Game: 56.3%	REBOUNDS
F Throw %	1st Half: 9-10	90.0%	2nd Half: 8-13	61.5%	Game: 73.9%	3

Officials: Steve Coleman, Frank Raposo, Freddie Williams
 Technical fouls: Northwood University-None. University of Miami-None.
 Attendance: 1097

Score by Periods	1st	2nd	Total
Northwood University	30	24	54
University of Miami	54	40	94

Points in the paint-NW 24,UM 40. Points off turnovers-NW 16,UM 28.
 2nd chance points-NW 9,UM 8. Fast break points-NW 9,UM 22.
 Bench points-NW 11,UM 42. Score tied-3 times. Lead changed-4 times.
 Last FG-NW 2nd-00:13, UM 2nd-01:22.
 Largest lead-NW by 3 1st-16:47, UM by 43 2nd-04:33.

GAME 1 - MIAMI 73, FLORIDA INTERNATIONAL 50

November 11, 2006

BankUnited Center, Coral Gables, Fla.

Senior center Anthony King recorded his ninth career double-double with 19 points and 15 rebounds to lead four Hurricanes in double-figures as the University of Miami defeated Florida International 73-50 in the season opener for both schools.

King was 9-for-12 from the floor and set a career-high in scoring. Miami dominated inside as three post players scored in double figures and out-rebounded FIU 46-30.

Miami broke the game open midway through the first half with an 11-2 run and took a 42-24 lead into halftime. FIU was unable to get any closer than 14 points, and trailed by as many as 26 points in the second half.

Sophomore Jimmy Graham scored seven points during the run. He finished with 10 points. Sophomore Jack McClinton, a Siena transfer, made his Hurricane debut scoring 14 points. Freshman Dwayne Collins was also impressive recording 10 points and 12 rebounds.

Miami, which led ACC in scoring defense last season, held FIU to just 50 points marking the least allowed in a season opener since 1994.

Florida International was led by Elvis Loras' 15 points off the bench. Kansas transfer Alex Galindo scored 10 points.

VISITORS: Florida International 0-1

#	Player	tot-fg fg-fga	3-pt fg-fga	ft-fga	rebounds of-de-tot	pf	tp	a	to	blk	s	min
00	Chris Fuller	f 3-9	2-5	2-2	0-4-4	2	10	2	3	2	0	27
02	Alex Galindo	f 4-10	1-5	1-2	2-1-3	3	10	0	2	1	1	25
04	Facundo Giorgi	f 2-7	0-2	0-0	1-4-5	3	4	1	0	1	0	19
11	Erick Nsangou	g 0-3	0-0	0-0	0-1-1	0	0	1	3	0	0	15
20	Johwen Villegas	g 3-11	1-5	0-0	2-2-4	0	7	0	0	0	0	29
05	Elvis Lora	5-8	5-7	0-0	0-2-2	3	15	3	5	0	0	30
13	Essola,Cedric	0-0	0-0	0-0	0-0-0	2	0	0	1	0	0	6
21	Dejon Prejean	2-10	0-3	0-0	1-4-5	1	4	2	1	0	0	21
30	Nikola Gacesa	0-0	0-0	0-0	1-0-1	2	0	0	2	0	0	13
34	Marlon Bright	0-1	0-0	0-0	1-0-1	1	0	1	0	2	0	15
	TEAM				3-1-4							
	Totals	19-59	9-27	3-4	11-19-30	17	50	10	17	6	1	200

TOTAL FG%	1st Half: 10-28	35.7%	2nd Half: 9-31	29.0%	Game: 32.2%	DEADBALL
3-Pt. FG%	1st Half: 4-13	30.8%	2nd Half: 5-14	35.7%	Game: 33.3%	REBOUNDS
F Throw %	1st Half: 0-0	0.0%	2nd Half: 3-4	75.0%	Game: 75.0%	1

HOME TEAM: University of Miami 1-0

#	Player	tot-fg fg-fga	3-pt fg-fga	ft-fga	rebounds of-de-tot	pf	tp	a	to	blk	s	min
00	Jimmy Graham	f 3-6	0-0	4-7	0-4-4	0	10	2	1	2	1	29
32	Brian Asbury	f 2-7	1-3	2-8	4-3-7	1	7	1	0	1	2	27
50	Anthony King	c 9-12	0-0	1-1	5-10-15	2	19	2	2	4	1	28
12	Anthony Harris	g 3-10	1-4	0-0	0-3-3	0	7	6	3	0	2	33
33	Jack McClinton	g 5-9	3-5	1-2	1-1-2	3	14	3	3	0	0	25
20	Lawrence Gilbert	0-1	0-0	0-0	0-0-0	1	0	0	0	0	0	3
21	Dwayne Collins	5-9	0-0	0-0	6-6-12	3	10	0	3	1	2	20
22	Fabio Nass	1-1	0-0	0-0	0-0-0	1	2	0	1	0	0	4
23	James Dews	1-4	0-2	0-0	1-2-3	0	2	0	0	0	0	19
30	Adrian Thomas	1-3	0-1	0-0	0-0-0	1	2	0	0	0	1	12
	TEAM				0-0-0							
	Totals	30-62	5-15	8-18	17-29-46	12	73	14	13	8	9	200

TOTAL FG%	1st Half: 16-35	45.7%	2nd Half: 14-27	51.9%	Game: 48.4%	DEADBALL
3-Pt. FG%	1st Half: 3-9	33.3%	2nd Half: 2-6	33.3%	Game: 33.3%	REBOUNDS
F Throw %	1st Half: 7-16	43.8%	2nd Half: 1-2	50.0%	Game: 44.4%	6

Officials: Karl Hess, J.B. Caldwell, Frank Raposo
 Technical fouls: Florida International-None. University of Miami-None.
 Attendance: 3501

Score by Periods	1st	2nd	Total
Florida International	24	26	50
University of Miami	42	31	73

Points in the paint-FIU 18,UM 38. Points off turnovers-FIU 8,UM 23.
 2nd chance points-FIU 11,UM 20. Fast break points-FIU 2,UM 4.
 Bench points-FIU 19,UM 16. Score tied-1 time. Lead changed-2 times.
 Last FG-FIU 2nd-02:36, UM 2nd-01:13.
 Largest lead-FIU by 1 1st-16:36, UM by 26 2nd-06:02.

2006-07 Season Recap and Boxscores



GAME 2 - MIAMI 96, ALCORN STATE 57

November 14, 2006

BankUnited Center, Coral Gables, Fla.

Sophomore Jack McClinton led all scorers with 21 points and senior Anthony King recorded his second straight double-double with 10 points and 10 rebounds to lead the University of Miami to a 96-57 win over Alcorn State at the BankUnited Center.

Miami took command of the game midway through the first half going on a 19-0 run and holding Alcorn State without a field goal for 12 minutes.

Miami led 27-22 at the 10-minute mark of the first half before scoring the next 19 points. The Hurricanes took a 51-25 into halftime.

Alcorn State missed 15 consecutive shots before Delvin Thompson made a layup at the 17:33 mark of the second half.

Miami shot 52 percent from the floor while holding Alcorn State to 34-percent.

Brian Asbury's 15 first-half point paced the Hurricanes in the early going. Miami's Anthony Harris tied a career-high with 10 assists. McClinton also had six assists.

Thompson came into the game averaging 21 points per game for the Braves and finished with 13 to lead the team.

VISITORS: Alcorn State (0-3)

##	Player	tot-fg fg-fga	3-pt fg-fga	ft-fta	rebounds of-de-tot	pf	tp	a	to	blk	s	min
03	Alex Owumi	f 0-2	0-1	2-2	0-4-4	1	2	3	3	0	3	21
24	Jarvis Williams	f 0-0	0-0	0-0	0-0-0	0	0	0	0	0	0	0
44	Anthony Searcy	c 0-4	0-0	0-0	0-1-1	3	0	0	1	0	0	16
00	Delvin Thompson	g 4-14	3-7	2-2	2-4-6	1	13	0	5	0	0	32
02	Cornell Landry	g 2-5	0-0	2-2	1-2-3	1	6	3	2	0	1	27
20	James Westberry	3-4	0-1	0-0	0-1-1	1	6	0	0	0	0	8
21	Anthony Ford	0-0	0-0	0-0	0-0-0	0	0	0	3	0	0	2
22	Rudolph Chestang	4-7	0-0	4-6	4-1-5	1	12	0	4	0	1	12
23	Juan Wyatt	3-9	1-1	0-0	0-2-2	3	7	0	2	0	0	28
31	Patrick Horton	1-7	0-3	0-0	1-0-1	1	2	0	0	0	0	16
33	Clifton Douglass	2-7	1-5	0-0	0-0-0	3	5	1	1	0	0	21
35	Gifford Blakely	0-0	0-0	0-0	0-1-1	0	0	0	0	0	0	2
40	Ramando Lyons	2-2	0-0	0-0	2-1-3	5	4	0	1	3	1	15
TEAM		1-3-4										
Totals		21-61	5-18	10-12	11-20-31	20	57	7	23	3	6	200

TOTAL FG%	1st Half: 8-30	26.7%	2nd Half: 13-31	41.9%	Game: 34.4%	DEADBALL
3-Pt. FG%	1st Half: 4-13	30.8%	2nd Half: 1-5	20.0%	Game: 27.8%	REBOUNDS
F Throw %	1st Half: 5-6	83.3%	2nd Half: 5-6	83.3%	Game: 83.3%	1

HOME TEAM: University of Miami 2-0

##	Player	tot-fg fg-fga	3-pt fg-fga	ft-fta	rebounds of-de-tot	pf	tp	a	to	blk	s	min
00	Jimmy Graham	f 4-9	0-0	3-4	2-2-4	1	11	2	1	1	1	15
32	Brian Asbury	f 7-10	1-3	0-0	2-4-6	0	15	1	1	1	3	24
50	Anthony King	c 4-5	0-0	2-5	2-8-10	1	10	0	1	2	0	26
12	Anthony Harris	g 1-6	0-3	0-0	0-1-1	2	2	10	3	1	0	20
33	Jack McClinton	g 5-11	3-7	8-8	1-4-5	1	21	6	2	0	4	28
10	Landon Glover	0-1	0-0	0-0	1-0-1	1	0	0	1	0	0	3
15	Denis Clemente	5-7	1-2	2-2	1-2-3	0	13	4	0	1	0	22
20	Lawrence Gilbert	1-1	1-1	2-2	0-1-1	1	5	1	0	0	0	7
21	Dwayne Collins	4-7	0-0	1-4	1-2-3	2	9	2	0	1	1	16
22	Fabio Nass	1-4	0-1	0-0	2-2-4	2	2	1	2	0	0	17
23	James Dews	1-2	1-2	2-2	0-1-1	2	5	0	1	0	2	15
25	Jonathan Stratton	0-1	0-1	0-0	0-0-0	0	0	1	1	0	0	2
44	Keaton Copeland	1-1	0-0	1-2	1-1-2	0	3	0	1	0	2	5
TEAM		2-2-4										
Totals		34-65	7-20	21-29	15-30-45	13	96	28	14	7	13	200

TOTAL FG%	1st Half: 19-33	57.6%	2nd Half: 15-32	46.9%	Game: 52.3%	DEADBALL
3-Pt. FG%	1st Half: 4-10	40.0%	2nd Half: 3-10	30.0%	Game: 35.0%	REBOUNDS
F Throw %	1st Half: 9-11	81.8%	2nd Half: 12-18	66.7%	Game: 72.4%	4

Officials: Mike Eades, Brian Dorsey, Sam Croft
 Technical fouls: Alcorn State-None. University of Miami-None.
 Attendance: 2025

Score by Periods	1st	2nd	Total
Alcorn State	25	32	57
University of Miami	51	45	96

Points in the paint-ALCN 20,UM 43. Points off turnovers-ALCN 6,UM 33.
 2nd chance points-ALCN 6,UM 13. Fast break points-ALCN 4,UM 12.
 Bench points-ALCN 29,UM 37. Score tied-2 times. Lead changed-4 times.
 Last FG-ALCN 2nd-00:29, UM 2nd-00:41.
 Largest lead-ALCN by 4 1st-16:33, UM by 41 2nd-00:41.

GAME 3 - MIAMI 74, EVANSVILLE 69

America's Youth Classic

November 17, 2006

Roberts Stadium, Evansville, Ind.

Jack McClinton scored 17 points on 5-of-11 shooting to lead Miami to a 74-69 victory over Evansville in the America's Youth Classic opener.

McClinton hit three 3-pointers and shot 4-of-6 from the free throw line for the Hurricanes. Anthony King grabbed a game-high 15 rebounds and James Dews had four steals in 14 minutes for Miami.

Matt Webster scored a game-high 26 points and shot 10-of-18 from the floor to lead the Purple Aces. Evansville's Jason Hoslinger added 12 points and seven assists.

The Hurricanes trailed by as many as 14 in the first half before cutting the deficit to 39-33 at the break.

Freshman Dwayne Collins scored 10 of his season-high 14 points in the second half to keep Miami close. McClinton's three-pointer with 6:27 left to play gave Miami its first lead of the game.

The Aces trailed 70-69 with 1:19 remaining, but the Hurricanes put the game out of reach with a jumper from Anthony Harris and four free throws.

Miami outrebounded Evansville 45-29, scored 50 points in the paint, and scored 26 points on second-chance opportunities.

VISITORS: University of Miami (3-0)

##	Player	tot-fg fg-fga	3-pt fg-fga	ft-fta	rebounds of-de-tot	pf	tp	a	to	blk	s	min
00	Jimmy Graham	f 5-11	0-0	0-0	2-3-5	3	10	0	1	0	1	21
32	Brian Asbury	f 4-10	0-3	0-1	6-0-6	1	8	1	1	0	1	20
50	Anthony King	c 3-6	0-0	0-1	6-9-15	3	6	0	1	1	0	30
12	Anthony Harris	g 4-11	1-4	3-4	1-5-6	2	12	5	3	0	0	28
33	Jack McClinton	g 5-11	3-5	4-6	1-1-2	0	17	0	3	0	1	33
15	Denis Clemente	3-5	0-1	0-0	0-1-1	2	6	4	3	0	0	24
21	Dwayne Collins	5-7	0-0	4-5	2-6-8	3	14	0	1	1	1	29
23	James Dews	0-2	0-2	1-2	1-0-1	0	1	0	0	0	4	14
30	Adrian Thomas	0-0	0-0	0-0	0-0-0	0	0	0	0	0	0	1
TEAM		1-0-1										
Totals		29-63	4-15	12-19	20-25-45	14	74	10	13	2	8	200

TOTAL FG%	1st Half: 13-28	46.4%	2nd Half: 16-35	45.7%	Game: 46.0%	DEADBALL
3-Pt. FG%	1st Half: 3-9	33.3%	2nd Half: 1-6	16.7%	Game: 26.7%	REBOUNDS
F Throw %	1st Half: 4-7	57.1%	2nd Half: 8-12	66.7%	Game: 63.2%	2

HOME TEAM: Evansville (0-2)

##	Player	tot-fg fg-fga	3-pt fg-fga	ft-fta	rebounds of-de-tot	pf	tp	a	to	blk	s	min
05	Shy Ely	f 2-4	0-1	0-0	2-4-6	2	4	3	4	1	0	33
33	Matt Webster	f 10-18	1-3	5-7	1-5-6	4	26	1	2	0	0	23
55	Bradley Strickland	c 2-3	0-0	0-0	3-3-6	4	4	3	0	3	0	22
04	Kyle Anslinger	g 5-9	4-8	3-4	0-5-5	3	17	2	1	0	1	35
22	Jason Holsinger	g 3-13	3-11	3-4	0-1-1	1	12	7	2	0	1	37
02	Art Stalbergs	1-2	0-0	0-0	0-0-0	1	2	0	1	0	0	13
10	Taylor Morrow	0-0	0-0	0-0	0-0-0	0	0	1	0	0	0	2
11	Victor Gomez	0-0	0-0	0-0	1-0-1	0	0	1	0	0	0	2
15	Jay Cousinard	0-1	0-0	0-0	0-0-0	2	0	0	0	0	1	9
21	Darin Granger	1-4	0-2	0-0	2-0-2	0	2	0	0	0	0	7
44	Justin Petty	1-5	0-2	0-0	0-0-0	3	2	0	1	0	0	17
TEAM		1-1-2										
Totals		25-59	8-27	11-15	10-19-29	20	69	18	11	4	3	200

TOTAL FG%	1st Half: 15-34	44.1%	2nd Half: 10-25	40.0%	Game: 42.4%	DEADBALL
3-Pt. FG%	1st Half: 5-16	31.3%	2nd Half: 3-11	27.3%	Game: 29.6%	REBOUNDS
F Throw %	1st Half: 4-4	100%	2nd Half: 7-11	63.6%	Game: 73.3%	3

Officials: Eddie Jackson, Terry Wyrmer, Greg Webb
 Technical fouls: University of Miami-TEAM. Evansville-None.
 Attendance:

Score by Periods	1st	2nd	Total
University of Miami	33	41	74
Evansville	39	30	69

Points in the paint-UM 50,UE 30. Points off turnovers-UM 17,UE 17.
 2nd chance points-UM 26,UE 10. Fast break points-UM 4,UE 0.
 Bench points-UM 21,UE 6. Score tied-1 time. Lead changed-1 time.
 Last FG-UM 2nd-00:45, UE 2nd-01:19.
 Largest lead-UM by 5 2nd-05:18, UE by 14 1st-07:55.

2006-07 Season Recap and Boxscores

U BASKETBALL

GAME 4 - BUFFALO 60, MIAMI 57

America's Youth Classic

November 18, 2006

Roberts Stadium, Evansville, Ind.

Yassin Idbihi scored 22 points on 9-of-21 shooting and grabbed 14 rebounds to lead Buffalo to a 60-57 victory over Miami in the America's Youth Classic being held in Evansville, Ind.

Miami led 32-28 at halftime in a game that had 16 lead changes. Jimmy Graham's layup with 18:13 remaining gave the Hurricanes their largest lead of seven points.

Idbihi hit a jumper with five seconds remaining to put Buffalo ahead for good 59-57.

Buffalo's Parnell Smith added 10 points on 4-of-8 shooting and five rebounds as the Bulls outrebounded Miami 43-35.

Jack McClinton hit 6-of-13 field goals and scored 21 points to lead Miami. The Hurricanes forced 15 turnovers which they turned into 24 points.

VISITORS: Buffalo (3-1)

#	Player	tot-fg		3-pt		ft-fts	of-de-tot	pf	tp	a	rebounds			s	min
		fg-fga	fg-fga	fg-fga	fg-fga						to	blk	s		
32	Parnell Smith	f	4-8	0-0	2-3	2-3-5	4	10	2	2	0	1	17		
34	Greg Gamble	f	0-1	0-0	0-0	3-0-3	2	0	1	1	0	0	18		
45	Yassin Idbihi	f	9-21	1-5	3-4	5-9-14	2	22	2	5	0	0	38		
01	Andy Robinson	g	1-12	0-5	4-5	1-2-3	4	6	2	2	2	3	39		
05	Eric Moore	g	3-8	3-7	0-0	0-1-1	4	9	5	2	0	0	26		
03	Sean Smiley	0-0	0-0	0-0	0-0-0	0	0	0	0	0	0	0	2		
04	Darwin Young	0-0	0-0	0-1	0-0-0	0	0	0	0	0	0	0	4		
15	Vadim Fedotov	3-6	0-0	0-0	3-2-5	3	6	3	3	0	1	24			
22	John Boyer	0-2	0-1	0-0	0-1-1	3	0	0	0	0	0	0	14		
25	Calvin Betts	3-5	1-2	0-0	0-6-6	1	7	0	0	0	2	18			
TEAM		2-3-5													
Totals		23-63	5-20	9-13	16-27-43	23	60	15	15	2	7	200			

TOTAL FG%	1st Half: 11-32	34.4%	2nd Half: 12-31	38.7%	Game: 36.5%	DEADBALL
3-Pt. FG%	1st Half: 2-9	22.2%	2nd Half: 3-11	27.3%	Game: 25.0%	REBOUNDS
F Throw %	1st Half: 4-5	80.0%	2nd Half: 5-8	62.5%	Game: 69.2%	0

HOME TEAM: University of Miami (3-1)

#	Player	tot-fg		3-pt		ft-fts	of-de-tot	pf	tp	a	rebounds			s	min
		fg-fga	fg-fga	fg-fga	fg-fga						to	blk	s		
00	Jimmy Graham	f	4-6	0-0	1-2	0-2-2	1	9	1	0	0	1	16		
32	Brian Asbury	f	4-7	0-1	1-3	3-2-5	1	9	0	1	0	0	25		
50	Anthony King	c	1-3	0-0	5-7	1-5-6	0	7	1	1	3	4	31		
12	Anthony Harris	g	1-6	1-4	0-0	0-3-3	3	3	6	5	0	0	28		
33	Jack McClinton	g	6-13	3-6	6-6	0-6-6	4	21	0	2	0	0	27		
15	Denis Clemente	1-5	0-2	1-3	0-3-3	1	3	2	4	0	2	20			
21	Dwayne Collins	1-2	0-0	0-0	2-2-4	1	2	2	1	0	1	16			
23	James Dews	1-3	0-1	0-0	1-1-2	1	2	0	0	0	0	15			
30	Adrian Thomas	0-1	0-1	0-0	0-1-1	0	0	0	1	0	0	4			
42	Raymond Hicks	0-0	0-0	1-2	0-3-3	4	1	0	2	0	1	17			
TEAM		0-0-0													
Totals		19-46	4-15	15-23	7-28-35	16	57	12	19	3	9	200			

TOTAL FG%	1st Half: 11-24	45.8%	2nd Half: 8-22	36.4%	Game: 41.3%	DEADBALL
3-Pt. FG%	1st Half: 2-9	22.2%	2nd Half: 2-6	33.3%	Game: 26.7%	REBOUNDS
F Throw %	1st Half: 8-12	66.7%	2nd Half: 7-11	63.6%	Game: 65.2%	1

Officials: Eddie Jackson, Terry Wymer, Greg Webb
 Technical fouls: U. of Buffalo-None. University of Miami-None.
 Attendance: 4724

Score by Periods	1st	2nd	Total
U. of Buffalo	28	32	60
University of Miami	32	25	57

Points in the paint-BUFFALO 28,UM 20. Points off turnovers-BUFFALO 14,UM 22.
 2nd chance points-BUFFALO 9,UM 7. Fast break points-BUFFALO 4,UM 4.
 Bench points-BUFFALO 13,UM 8. Score tied-5 times. Lead changed-16 times.
 Last FG-BUFFALO 2nd-00:05, UM 2nd-00:24.
 Largest lead-BUFFALO by 5 1st-18:38, UM by 7 2nd-18:13.

GAME 5 - CLEVELAND STATE 78, MIAMI 67

America's Youth Classic

November 19, 2006

Roberts Stadium, Evansville, Ind.

J'Nathan Bullock scored 19 points and Victor Morris added 17 as Cleveland State beat Miami 78-67 at the America's Youth Classic in Evansville, Ind.

The Vikings did most of their damage from outside, with Morris, Carlos English and Raheem Moss each hitting three three-pointers.

Cleveland State, which entered the game shooting 27.4 percent for three-point range, made 11-23 (.478) from behind the arc against the Hurricanes.

Most of Bullock's scoring came from the foul line, where he hit 10-of-12 shots. He made four straight free throws in the final minute to help seal the victory.

The Hurricanes trailed 35-30 at halftime and were still within five points before a three-pointer by Moss with just over six minutes remaining. Cleveland State took its biggest lead at 78-65 with two free throws by Joe Davis with 27 seconds to go.

Davis added 11 points off the bench for the Vikings.

Miami was led by Jack McClinton with 20 points, Anthony Harris with 13 points and Anthony King with six points and 12 rebounds.

VISITORS: University of Miami (3-2)

#	Player	tot-fg		3-pt		ft-fts	of-de-tot	pf	tp	a	rebounds			s	min
		fg-fga	fg-fga	fg-fga	fg-fga						to	blk	s		
00	Jimmy Graham	f	3-3	0-0	2-4	1-1-2	3	8	0	2	0	0	10		
32	Brian Asbury	f	3-6	0-1	2-3	5-3-8	1	8	2	3	0	0	24		
50	Anthony King	c	3-8	0-0	0-0	3-9-12	2	6	0	1	2	0	32		
12	Anthony Harris	g	5-11	1-3	2-2	0-0-0	4	13	4	1	0	0	29		
33	Jack McClinton	g	6-15	4-7	4-4	2-1-3	2	20	2	4	0	0	34		
15	Denis Clemente	1-4	0-1	2-2	0-0-0	2	4	2	0	0	0	0	22		
21	Dwayne Collins	0-1	0-0	3-4	1-2-3	3	3	0	1	0	0	13			
23	James Dews	0-2	0-1	0-0	0-0-0	1	0	0	0	0	0	12			
30	Adrian Thomas	0-0	0-0	0-0	0-0-0	1	0	0	1	0	0	2			
42	Raymond Hicks	1-4	0-1	3-4	1-1-2	4	5	0	1	0	1	22			
TEAM		1-1-2													
Totals		22-54	5-14	18-23	14-18-32	23	67	10	14	2	1	200			

TOTAL FG%	1st Half: 12-25	48.0%	2nd Half: 10-29	34.5%	Game: 40.7%	DEADBALL
3-Pt. FG%	1st Half: 3-4	75.0%	2nd Half: 2-10	20.0%	Game: 35.7%	REBOUNDS
F Throw %	1st Half: 3-7	42.9%	2nd Half: 15-16	93.8%	Game: 78.3%	1

HOME TEAM: Cleveland State (2-3)

#	Player	tot-fg		3-pt		ft-fts	of-de-tot	pf	tp	a	rebounds			s	min
		fg-fga	fg-fga	fg-fga	fg-fga						to	blk	s		
21	Patrick Tatham	f	0-1	0-0	1-2	2-1-3	4	1	0	0	0	0	13		
35	J'Nathan Bullock	f	4-10	1-3	10-12	3-4-7	3	19	3	2	1	1	36		
01	Carlos English	g	3-6	3-5	6-8	0-4-4	4	15	4	2	0	2	27		
05	Victor Morris	g	6-7	3-4	2-2	0-0-0	1	17	4	0	0	1	35		
34	Raheem Moss	g	3-9	3-7	0-0	0-3-3	2	9	4	2	0	1	34		
04	Joe Davis	3-6	1-4	4-4	0-4-4	0	11	0	0	1	0	23			
30	Kevin Francis	3-7	0-0	0-0	1-2-3	4	6	1	2	1	1	14			
40	Luke Murphy	0-1	0-0	0-0	0-1-1	1	0	0	0	1	0	2			
45	Renard Fields	0-2	0-0	0-0	3-1-4	4	0	1	0	2	0	16			
TEAM		2-2-4													
Totals		22-49	11-23	23-28	11-22-33	23	78	17	9	6	6	200			

TOTAL FG%	1st Half: 13-25	52.0%	2nd Half: 9-24	37.5%	Game: 44.9%	DEADBALL
3-Pt. FG%	1st Half: 5-11	45.5%	2nd Half: 6-12	50.0%	Game: 47.8%	REBOUNDS
F Throw %	1st Half: 4-6	66.7%	2nd Half: 19-22	86.4%	Game: 82.1%	3

Officials: Terry Wymer, Todd Williams, Greg Webb
 Technical fouls: University of Miami-None. Cleveland State-None.
 Attendance: 4367

Score by Periods	1st	2nd	Total
University of Miami	30	37	67
Cleveland State	35	43	78

Points in the paint-UM 26,CSU 14. Points off turnovers-UM 7,CSU 20.
 2nd chance points-UM 12,CSU 13. Fast break points-UM 2,CSU 4.
 Bench points-UM 12,CSU 17. Score tied-1 time. Lead changed-1 time.
 Last FG-UM 2nd-00:30, CSU 2nd-04:50.
 Largest lead-UM by 7 1st-17:19, CSU by 13 2nd-00:43.

2006-07 Season Recap and Boxscores



GAME 6 - MIAMI 98, LAFAYETTE 66

November 25, 2006

BankUnited Center, Coral Gables, Fla.

Jack McClinton scored a season-high 23 points to lead the University of Miami to a 98-66 win over Lafayette at the BankUnited Center.

McClinton made four three-pointers and hit 7-of-11 shots from the floor en route to his fourth 20-point game of the season.

Brian Asbury added a career-high 19 points for the Hurricanes on 8-of-12 shooting. He also had three blocks and three steals.

Miami went on a 12-0 run in the first half and led 60-40 at halftime. The Hurricanes led by as many as 34 points in the closing minutes of the game.

Denis Clemente and Raymond Hicks added 12 and 11 points respectively off the bench for Miami. The Hurricanes out-rebounded the Leopards 42-28.

Lafayette lost its fifth straight game and was led by Matt Betley who scored 18 points. Paul Cummins added 15.

VISITORS: Lafayette College 1-5

##	Player	tot-fg		3-pt	ft-flt	of-de-tot	pf	tp	a	rebounds			s	min
		fg-fga	fg-fga	fg-fga						blk	s			
13	Everest Schmidt	f	3-3	0-0	0-0	1-0-1	5	6	0	1	1	0	11	
32	Matt Betley	f	5-8	3-5	5-6	2-2-4	3	18	0	2	0	2	24	
14	Andrew Brown	g	0-5	0-5	0-0	1-2-3	2	0	3	2	0	0	26	
21	Bilal Abdullah	g	2-7	0-3	3-5	1-2-3	3	7	2	4	1	2	25	
24	Jamaal Hilliard	g	1-4	1-4	0-0	1-1-2	5	3	0	3	0	0	13	
04	Michael Gruner	g	0-2	0-1	2-2	0-0-0	0	2	1	1	0	0	9	
12	Paul Cummins	g	5-7	5-6	0-0	0-0-0	1	15	0	1	0	0	20	
20	Marcus Harley	g	1-5	0-3	0-0	0-2-2	3	2	1	1	0	1	15	
23	Kerry Kenny	g	1-2	0-1	0-0	1-0-1	1	2	0	0	0	0	6	
30	Jesper Andersson	g	1-3	1-3	0-0	0-1-1	2	3	1	1	0	0	14	
34	Andre Hines	g	4-6	0-0	0-0	0-1-1	1	8	1	2	0	0	14	
40	Ted Detmer	g	0-3	0-1	0-2	1-5-6	3	0	2	2	1	1	18	
54	Marek Koltun	g	0-0	0-0	0-2	0-0-0	1	0	0	1	1	0	5	
TEAM						1-3-4								
Totals			23	55	10	32	10	17	9	19	28	30	66	
11 21			4	6	200									

TOTAL FG% 1st Half: 14-29 48.3% 2nd Half: 9-26 34.6% Game: 41.8% DEADBALL
 3-Pt. FG% 1st Half: 7-19 36.8% 2nd Half: 3-13 23.1% Game: 31.3% REBOUNDS
 F Throw % 1st Half: 5-7 71.4% 2nd Half: 5-10 50.0% Game: 58.8% 3

HOME TEAM: University of Miami 4-2

##	Player	tot-fg		3-pt	ft-flt	of-de-tot	pf	tp	a	rebounds			s	min
		fg-fga	fg-fga	fg-fga						blk	s			
00	Jimmy Graham	f	1-3	0-0	0-0	0-3-3	3	2	0	0	0	0	12	
32	Brian Asbury	f	8-12	2-5	1-1	1-3-4	1	19	1	2	3	3	25	
50	Anthony King	c	0-5	0-0	0-0	1-2-3	4	0	0	2	0	1	15	
12	Anthony Harris	g	2-6	0-2	4-4	0-1-1	1	8	4	1	0	1	19	
33	Jack McClinton	g	7-11	4-6	5-6	0-3-3	0	23	3	1	0	1	27	
03	Omari Buncum	g	0-0	0-0	0-0	0-0-0	0	0	0	0	0	0	1	
10	Landon Glover	g	0-0	0-0	0-0	0-0-0	0	0	0	1	0	0	1	
15	Denis Clemente	g	4-6	2-3	2-2	1-4-5	3	12	6	4	0	0	20	
20	Lawrence Gilbert	g	2-4	0-1	2-2	3-3-6	1	6	0	0	0	0	8	
21	Dwayne Collins	g	2-3	0-0	2-4	2-2-4	2	6	3	2	0	3	16	
22	Fabio Nass	g	2-3	0-0	3-4	2-1-3	3	7	1	1	0	0	12	
23	James Dews	g	2-7	0-3	0-0	1-3-4	0	4	0	0	0	0	17	
25	Jonathan Stratton	g	0-1	0-1	0-0	0-0-0	0	0	0	0	0	0	2	
42	Raymond Hicks	g	5-7	0-0	1-1	1-2-3	3	11	3	0	1	2	23	
44	Keaton Copeland	g	0-0	0-0	0-0	0-0-0	0	0	0	1	0	0	2	
TEAM						3-0-3								
Totals			35-68	8-21	20-24	15-27-42	21	98	21	15	4	11	200	

TOTAL FG% 1st Half: 22-38 57.9% 2nd Half: 13-30 43.3% Game: 51.5% DEADBALL
 3-Pt. FG% 1st Half: 6-13 46.2% 2nd Half: 2-8 25.0% Game: 38.1% REBOUNDS
 F Throw % 1st Half: 10-14 71.4% 2nd Half: 10-10 100% Game: 83.3% 3

Officials: Ray Perone, Ray Natili, Curtis Shaw
 Technical fouls: Lafayette College-Matt Betley, University of Miami-None.
 Attendance: 1834

Score by Periods	1st	2nd	Total
Lafayette College	40	26	66
University of Miami	60	38	98

Points in the paint-LAFAYETT 22,UM 40. Points off turnovers-LAFAYETT 9,UM 27.
 2nd chance points-LAFAYETT 5,UM 18. Fast break points-LAFAYETT 11,UM 13.
 Bench points-LAFAYETT 32,UM 46. Score tied-2 times. Lead changed-1 time.
 Last FG-LAFAYETT 2nd-00:44, UM 2nd-02:08.
 Largest lead-LAFAYETT by 3 1st-18:54, UM by 34 2nd-02:39.

GAME 7 - NORTHWESTERN 61, MIAMI 59

ACC-Big Ten Challenge

November 28, 2006

Welsh-Ryan Arena, Evanston, Ill.

Craig Moore scored a career-high 24 points and Northwestern survived a late surge to beat Miami 61-59 in the ACC-Big Ten Challenge.

Miami's Jack McClinton tied a career high with 30 points Tuesday night.

Leading 50-47 with 5:56 left, Northwestern scored seven straight points. Kevin Coble finished a back-door pass with a layup and Moore hit his seventh three-pointer of the game. Then Tim Doyle made two free throws to give Northwestern a 57-47 lead with 3:42 left.

McClinton quickly brought Miami back. He scored six consecutive points and then after Doyle hit a free throw for Northwestern, McClinton hit a three-pointer to cut the Wildcats lead to 58-56 with 1:05 left.

Miami's Brian Asbury sank another three-pointer to get the Hurricanes within 60-59 with 15.3 left. Miami put Jason Okrzesik on the line who made 1-of-2 free throws to make it 61-59. McClinton then missed a long three-point attempt in the final seconds.

VISITORS: University of Miami (4-3)

##	Player	tot-fg		3-pt	ft-flt	of-de-tot	pf	tp	a	rebounds			s	min
		fg-fga	fg-fga	fg-fga						blk	s			
00	Jimmy Graham	f	2-3	0-0	1-2	1-2-3	1	5	1	0	0	1	28	
32	Brian Asbury	f	3-11	3-6	0-0	4-3-7	3	9	1	3	0	1	37	
50	Anthony King	c	4-8	0-0	0-0	7-3-10	0	8	2	1	1	0	35	
12	Anthony Harris	g	2-8	0-3	0-0	1-2-3	5	4	2	2	0	0	26	
33	Jack McClinton	g	9-18	5-9	7-8	1-1-2	4	30	1	3	0	0	37	
15	Denis Clemente	g	1-3	1-3	0-0	0-0-0	2	3	2	1	0	0	17	
20	Lawrence Gilbert	g	0-0	0-0	0-0	0-0-0	0	0	0	0	0	0	0+	
21	Dwayne Collins	g	0-1	0-0	0-2	1-1-2	1	0	0	0	0	0	1	
22	Fabio Nass	g	0-0	0-0	0-0	0-0-0	0	0	0	1	0	0	3	
23	James Dews	g	0-2	0-2	0-0	0-2-2	0	0	0	0	0	0	3	
42	Raymond Hicks	g	0-2	0-0	0-0	1-0-1	2	0	0	1	0	0	13	
TEAM						3-2-5								
Totals			21-56	9-23	8-12	19-16-35	18	59	9	13	1	2	200	

TOTAL FG% 1st Half: 9-25 36.0% 2nd Half: 12-31 38.7% Game: 37.5% DEADBALL
 3-Pt. FG% 1st Half: 6-14 42.9% 2nd Half: 3-9 33.3% Game: 39.1% REBOUNDS
 F Throw % 1st Half: 3-6 50.0% 2nd Half: 5-6 83.3% Game: 66.7% 2

HOME TEAM: Northwestern (4-2)

##	Player	tot-fg		3-pt	ft-flt	of-de-tot	pf	tp	a	rebounds			s	min
		fg-fga	fg-fga	fg-fga						blk	s			
00	Tim Doyle	f	2-6	0-1	7-11	0-3-3	3	11	5	2	0	2	37	
44	Kevin Coble	f	3-5	0-0	1-2	1-3-4	3	7	0	1	1	2	24	
52	Vince Scott	c	0-0	0-0	0-0	1-2-3	1	0	3	1	2	1	28	
20	Craig Moore	g	8-11	7-10	1-2	0-2-2	2	24	2	2	0	1	38	
32	Sterling Williams	g	2-4	0-0	1-2	0-0-0	1	5	2	1	0	1	19	
1	Jason Okrzesik	g	1-5	1-5	1-2	0-1-1	2	4	0	1	0	0	19	
23	Jeremy Nash	g	1-3	1-2	0-1	0-0-0	0	3	0	0	0	0	9	
42	Ivan Tolic	g	2-2	0-0	0-0	1-1-2	2	4	1	1	0	0	12	
5	Jeff Ryan	g	1-2	1-2	0-0	0-4-4	1	3	2	0	0	0	14	
TEAM						2-2-4								
Totals			20-38	10-20	11-20	5-18-23	15	61	15	9	3	7	200	

TOTAL FG% 1st Half: 11-26 42.3% 2nd Half: 9-12 75.0% Game: 52.6% DEADBALL
 3-Pt. FG% 1st Half: 5-14 35.7% 2nd Half: 5-6 83.3% Game: 50.0% REBOUNDS
 F Throw % 1st Half: 3-4 75.0% 2nd Half: 8-16 50.0% Game: 55.0% 6

Officials: Ed Hightower, Donnee Gray, Rick Hartzell
 Technical fouls: University of Miami-None. Northwestern-None.
 Attendance: 3938

Score by Periods	1st	2nd	Total
University of Miami	27	32	59
Northwestern	30	31	61

Points in the paint-UM 20,NU 16. Points off turnovers-UM 10,NU 17.
 2nd chance points-UM 14,NU 7. Fast break points-UM 2,NU 0.
 Bench points-UM 3,NU 14. Score tied-3 times. Lead changed-10 times.
 Last FG-UM 2nd-00:15, NU 2nd-04:29.
 Largest lead-UM by 3 1st-12:34, NU by 10 2nd-03:42.

2006-07 Season Recap and Boxscores

U BASKETBALL

GAME 8 - MIAMI 90, #21/#25 GEORGIA TECH 82

December 3, 2006

BankUnited Center, Coral Gables, Fla.

Sophomore Jack McClinton finished with 22 points and Anthony Harris added 21 to lead the Hurricanes to a 90-82 win over No. 21 Georgia Tech at the BankUnited Center in the Atlantic Coast Conference opener for both schools.

Clinch scored 22 points for Georgia Tech, and Ra'Sean Dickey had 19 on 7-for-7 shooting. Javaris Crittenton also had 19 for the Yellow Jackets, 13 of them coming in the first half.

Brian Asbury had 16 points and Raymond Hicks added 11 - connecting on all five of his field goal attempts, before fouling out for Miami. With the win the Hurricanes improved to 3-0 in conference home openers since joining the ACC.

McClinton, who entered the game as the ACC's leading scorer, was 10-for-10 from the foul line including 8-for-8 in the second half.

But the key for Miami was Harris - who entered the game averaging only seven points on 31 percent shooting. Against the Yellow Jackets, Harris was 8-12 from the field including several floaters in the lane. The Hurricanes shot 56 percent in the game.

Miami played the second half without center Anthony King, who aggravated a wrist injury.

VISITORS: Georgia Tech (6-2, 0-1 ACC)

#	Player	f	tot-fig		3-pt		ft-fta	of-de-tot	pf	tp	a	rebounds			s	min
			fg	fga	fg	fga						to	blk	s		
32	Jeremis Smith	f	3-4	0-0	5-9	3-1-4	3	11	1	0	0	0	0	0	27	
33	Thaddeus Young	f	1-6	0-3	0-0	1-3-4	4	2	5	1	0	0	0	20		
35	Zach Peacock	c	2-6	1-2	1-2	1-3-4	0	6	1	0	0	0	0	18		
00	Lewis Clinch	g	7-14	4-8	4-4	1-1-2	2	22	1	1	0	1	1	32		
01	Javaris Crittenton	g	6-13	4-8	3-4	0-2-2	2	19	3	3	0	1	1	37		
04	Ra'Sean Dickey	g	7-7	0-0	5-7	3-1-4	4	19	0	3	0	1	22			
05	Mario West	0-3	0-2	0-0	2-1-3	2	0	0	0	0	0	0	20			
11	Mouhammad Faye	1-4	0-1	1-3	1-0-1	2	3	0	0	0	0	0	12			
23	Anthony Morrow	0-2	0-2	0-0	0-0-0	0	0	1	0	0	0	0	12			
TEAM					4-3-7											
Totals			27-59	9-26	19-29	16-15-31	19	82	12	8	0	3	7	200		

TOTAL FG% 1st Half: 14-32 43.8% 2nd Half: 13-27 48.1% Game: 45.8% DEADBALL
 3-Pt. FG% 1st Half: 4-14 28.6% 2nd Half: 5-12 41.7% Game: 34.6% REBOUNDS
 F Throw % 1st Half: 5-6 83.3% 2nd Half: 14-23 60.9% Game: 65.5% 3

HOME TEAM: University of Miami (5-3, 1-0 ACC)

#	Player	f	tot-fig		3-pt		ft-fta	of-de-tot	pf	tp	a	rebounds			s	min
			fg	fga	fg	fga						to	blk	s		
00	Jimmy Graham	f	2-5	0-0	1-2	3-6-9	5	5	0	0	1	0	1	14		
32	Brian Asbury	f	6-8	1-2	3-4	3-5-8	2	16	3	0	1	1	33			
50	Anthony King	c	3-3	0-0	1-1	1-2-3	0	7	0	0	1	0	14			
12	Anthony Harris	g	8-12	2-4	3-4	1-0-1	0	21	5	1	0	0	28			
33	Jack McClinton	g	4-14	4-7	10-10	0-1-1	1	22	3	4	0	0	36			
15	Denis Clemente	1-5	0-3	0-0	1-2-3	2	2	0	1	0	0	0	18			
21	Dwayne Collins	3-4	0-0	0-2	3-2-5	5	6	0	1	0	2	24				
22	Fabio Nass	0-1	0-0	0-0	0-2-2	2	0	0	0	1	0	7				
23	James Dews	0-0	0-0	0-0	0-0-0	1	0	2	1	0	2	7				
42	Raymond Hicks	5-5	1-1	0-1	0-3-3	5	11	1	2	0	0	19				
TEAM					2-0-2											
Totals			32-57	8-17	18-24	14-23-37	23	90	14	11	4	5	200			

TOTAL FG% 1st Half: 16-29 55.2% 2nd Half: 16-28 57.1% Game: 56.1% DEADBALL
 3-Pt. FG% 1st Half: 3-9 33.3% 2nd Half: 5-8 62.5% Game: 47.1% REBOUNDS
 F Throw % 1st Half: 4-5 80.0% 2nd Half: 14-19 73.7% Game: 75.0% 2

Officials: Ted Valentine, Tim Nestor, Jamie Luckie
 Technical fouls: Georgia Tech-None. University of Miami-None.
 Attendance: 7000

Score by Periods	1st	2nd	Total
Georgia Tech	37	45	82
University of Miami	39	51	90

Points in the paint-GT 22,UM 40. Points off turnovers-GT 16,UM 12.
 2nd chance points-GT 13,UM 13. Fast break points-GT 2,UM 12.
 Bench points-GT 22,UM 19. Score tied-4 times. Lead changed-8 times.
 Last FG-GT 2nd-00:12, UM 2nd-01:03.
 Largest lead-GT by 5 1st-13:16, UM by 8 2nd-10:14.

GAME 9 - MIAMI 79, LEHIGH 58

December 9, 2006

BankUnited Center, Coral Gables, Fla.

Jack McClinton scored 21 points to lead the University of Miami past Lehigh, 79-58, at the BankUnited Center.

McClinton, who was 7-of-14 from the floor and 4-for-4 from the line, has now scored at least 20 points in six consecutive games.

Lehigh had two players score in double figured led by Jason Mgebroff's 12 points and Jose Olivero's 11.

Miami trailed by as many as 11 in the first half, but fought back to take a 36-33 lead into halftime and never trailed in the second half.

The Hurricanes also received a strong performance from Brian Asbury, who scored 18 points and made a career-high five three-pointers.

Raymond Hicks made his first start of the season for Miami, in place of injured center Anthony King, and scored a career-high 13 points.

Even without King, who was averaging 9.3 rebounds a game, Miami still out-rebounded Lehigh 33-23. Dwayne Collins had a game-high seven rebounds.

Denis Clemente came off the bench for Miami to dish out a career-high nine assists in 28 minutes.

VISITORS: Lehigh (4-8)

#	Player	f	tot-fig		3-pt		ft-fta	of-de-tot	pf	tp	a	rebounds			s	min
			fg	fga	fg	fga						to	blk	s		
05	Kyle Neptune	f	3-6	2-5	0-0	0-4-4	1	8	3	3	0	0	0	33		
42	Phil Anderson	f	3-4	1-1	0-0	0-1-1	3	7	1	0	1	0	17			
03	Jason Mgebroff	c	6-8	0-0	0-0	1-3-4	2	12	0	1	0	1	30			
01	Marquis Hall	g	2-8	1-3	0-0	0-2-2	3	5	5	1	0	1	33			
13	Jose Olivero	g	5-12	1-4	0-0	2-1-3	4	11	6	4	0	2	36			
10	Zahir Carrington	2-2	0-0	2-4	1-1-2	1	6	0	2	0	0	8				
11	Adam Hynick	0-0	0-0	0-0	0-0-0	0	0	0	2	0	0	1				
20	Bryan White	1-3	0-0	1-2	0-5-5	4	3	0	3	2	2	24				
21	Matt Shamis	0-0	0-0	0-0	0-0-0	0	0	0	1	0	1	1				
23	Greg Page	0-0	0-0	0-0	0-0-0	0	0	0	0	0	0	1				
32	Dave Buchberger	0-0	0-0	0-0	0-0-0	0	0	0	0	0	0	1				
35	Matt Szalachowski	2-5	2-5	0-0	0-0-0	0	6	1	1	0	0	15				
TEAM					1-1-2											
Totals			24-48	7-18	3-6	5-18-23	18	58	16	18	3	7	200			

TOTAL FG% 1st Half: 14-26 53.8% 2nd Half: 10-22 45.5% Game: 50.0% DEADBALL
 3-Pt. FG% 1st Half: 3-8 37.5% 2nd Half: 4-10 40.0% Game: 38.9% REBOUNDS
 F Throw % 1st Half: 2-4 50.0% 2nd Half: 1-2 50.0% Game: 50.0% 1

HOME TEAM: University of Miami (6-3)

#	Player	f	tot-fig		3-pt		ft-fta	of-de-tot	pf	tp	a	rebounds			s	min
			fg	fga	fg	fga						to	blk	s		
32	Brian Asbury	f	5-8	5-8	3-5	0-2-2	0	18	2	2	0	1	30			
42	Raymond Hicks	f	6-9	0-1	1-4	4-2-6	1	13	0	0	1	3	28			
00	Jimmy Graham	c	2-3	0-0	2-4	0-4-4	1	6	0	4	0	1	27			
12	Anthony Harris	g	2-6	0-1	2-4	0-3-3	2	6	1	3	0	2	18			
33	Jack McClinton	g	7-14	3-5	4-4	0-2-2	1	21	3	1	0	0	31			
15	Denis Clemente	4-8	0-2	0-0	3-1-4	0	8	9	0	0	1	28				
20	Lawrence Gilbert	1-1	0-0	0-0	0-0-0	0	2	0	1	0	0	2				
21	Dwayne Collins	1-2	0-0	0-0	2-5-7	2	2	1	0	1	2	20				
22	Fabio Nass	0-2	0-0	0-0	2-0-2	0	0	0	1	0	0	5				
23	James Dews	1-2	1-2	0-0	0-0-0	0	3	1	1	0	1	11				
TEAM					1-2-3											
Totals			29-55	9-19	12-21	12-21-33	7	79	17	13	2	11	200			

TOTAL FG% 1st Half: 14-28 50.0% 2nd Half: 15-27 55.6% Game: 52.7% DEADBALL
 3-Pt. FG% 1st Half: 4-10 40.0% 2nd Half: 5-9 55.6% Game: 47.4% REBOUNDS
 F Throw % 1st Half: 4-6 66.7% 2nd Half: 8-15 53.3% Game: 57.1% 5

Officials: Ray Natili, Tim Kelly, Jose Carrion
 Technical fouls: Lehigh-None. University of Miami-None.
 Attendance: 2917

Score by Periods	1st	2nd	Total
Lehigh	33	25	58
University of Miami	36	43	79

Points in the paint-LEHIGH 28,UM 28. Points off turnovers-LEHIGH 14,UM 21.
 2nd chance points-LEHIGH 6,UM 17. Fast break points-LEHIGH 9,UM 10.
 Bench points-LEHIGH 15,UM 15. Score tied-2 times. Lead changed-1 time.
 Last FG-LEHIGH 2nd-01:45, UM 2nd-00:01.
 Largest lead-LEHIGH by 11 1st-15:43, UM by 21 2nd-00:01.

REVIEW

2006-07 Season Recap and Boxscores



GAME 10 - MISSISSIPPI STATE 70, MIAMI 52

December 11, 2006

BankUnited Center, Coral Gables, Fla.

Barry Stewart came off the bench to score a career-high 22 points leading Mississippi State to a 70-52 victory over the University of Miami 70-52 at the BankUnited Center.

Stewart hit five 3-pointers as Mississippi State made 10 as a team to earn their first road win of the season. Richard Delk added 14 and Jamont Gordon had 12 points, eight assists, and six rebounds.

Miami was led by Jack McClinton who failed to extend his 20-or-more-point streak to seven games as he finished with 16 points. Dwayne Collins finished with 14 points, six rebounds, and five blocks.

Mississippi State never trailed in the game and led 39-22 at halftime.

Miami fought back in the second half trimming the lead down to six points with 13 minutes left.

Mississippi State countered with a 12-2 run and never looked back. The 18-point loss for Miami was their largest home defeat since February 1994 when they lost 88-60 to Providence.

VISITORS: Mississippi State (6-2)

##	Player	tot-fg fg-fga	3-pt fg-fga	ft-fta	rebounds of-de-tot	pf	tp	a	to	blk	s	min
01	Richard Delk	f 5-9	3-5	1-2	0-4-4	1	14	0	2	1	0	36
44	Jamont Gordon	f 4-11	0-2	4-5	1-5-6	3	12	8	5	1	0	37
32	Jarvis Varnado	c 3-3	0-0	1-2	2-3-5	2	7	0	0	1	0	12
11	Ben Hansbrough	g 0-2	0-1	0-0	1-3-4	1	0	5	3	0	1	32
24	Reginald Delk	g 3-7	2-5	0-0	1-0-1	4	8	0	1	0	1	14
04	Barry Stewart	6-14	5-11	5-7	0-3-3	0	22	1	0	0	2	29
23	Charles Rhodes	1-4	0-0	0-1	3-3-6	3	2	0	6	0	0	19
40	Vernon Goodridge	2-4	0-0	1-3	1-2-3	1	5	0	0	2	1	21
TEAM		4-4-8										
Totals		24-54	10-24	12-20	13-27-40	15	70	14	17	5	5	200

TOTAL FG%	1st Half: 14-29	48.3%	2nd Half: 10-25	40.0%	Game: 44.4%	DEADBALL
3-Pt. FG%	1st Half: 7-17	41.2%	2nd Half: 3-7	42.9%	Game: 41.7%	REBOUNDS
F Throw %	1st Half: 4-6	66.7%	2nd Half: 8-14	57.1%	Game: 60.0%	3

HOME TEAM: University of Miami (6-4)

##	Player	tot-fg fg-fga	3-pt fg-fga	ft-fta	rebounds of-de-tot	pf	tp	a	to	blk	s	min
32	Brian Asbury	f 5-13	2-9	2-4	3-5-8	2	14	1	2	1	0	36
42	Raymond Hicks	f 0-6	0-1	1-2	1-0-1	4	1	1	0	1	1	26
00	Jimmy Graham	c 0-1	0-0	0-0	1-0-1	1	0	0	1	1	0	20
12	Anthony Harris	g 0-3	0-2	0-0	0-0-0	1	0	2	1	0	0	8
33	Jack McClinton	g 6-15	2-6	2-2	0-6-6	3	16	0	4	0	1	36
15	Denis Clemente	3-7	0-2	0-0	0-2-2	2	6	4	4	0	1	23
20	Lawrence Gilbert	0-3	0-0	0-0	2-0-2	0	0	0	1	0	1	6
21	Dwayne Collins	7-10	0-0	0-0	3-3-6	2	14	0	1	5	0	29
22	Fabio Nass	0-0	0-0	1-2	0-2-2	2	1	0	0	1	1	11
23	James Dews	0-1	0-1	0-0	0-0-0	1	0	0	0	0	0	5
TEAM		2-4-6										
Totals		21-59	4-21	6-10	12-22-34	18	52	8	14	9	5	200

TOTAL FG%	1st Half: 10-25	40.0%	2nd Half: 11-34	32.4%	Game: 35.6%	DEADBALL
3-Pt. FG%	1st Half: 1-5	20.0%	2nd Half: 3-16	18.8%	Game: 19.0%	REBOUNDS
F Throw %	1st Half: 1-2	50.0%	2nd Half: 5-8	62.5%	Game: 60.0%	3

Officials: Karl Hess, Tom Lopes, Gary Maxwell
 Technical fouls: Mississippi State-None. University of Miami-None.
 Attendance: 2889

Score by Periods	1st	2nd	Total
Mississippi State	39	31	70
University of Miami	22	30	52

Points in the paint-MSU 20,UM 30. Points off turnovers-MSU 17,UM 15.
 2nd chance points-MSU 16,UM 10. Fast break points-MSU 3,UM 6.
 Bench points-MSU 29,UM 21. Score tied-0 times. Lead changed-0 times.
 Last FG-MSU 2nd-00:12, UM 2nd-03:22.
 Largest lead-MSU by 19 2nd-19:25, UM None.

GAME 11 - MIAMI 89, STETSON 64

December 16, 2006

BankUnited Center, Coral Gables, Fla.

Brian Asbury scored 18 points and Jimmy Graham grabbed 13 rebounds in 21 minutes to lead Miami to an 89-64 victory over Stetson at the BankUnited Center.

Asbury was 7-of-9 from the field, including 4-of-6 on 3-pointers. He had six rebounds and a career-high six assists.

Miami took a 16-3 lead and didn't allow Stetson to get closer than nine points the rest of the way. The Hurricanes led by as many as 30 in the closing minutes.

Miami shot a season-high 59 percent from the field while holding Stetson to 37 percent.

Jack McClinton and Denis Clemente both scored 13 points for Miami, while Raymond Hicks added 12 and Anthony Harris 11.

Eric Diaz led Stetson with 11 points and Garfield Blair and J.J. Hirst both scored 10.

VISITORS: Stetson (3-7)

##	Player	tot-fg fg-fga	3-pt fg-fga	ft-fta	rebounds of-de-tot	pf	tp	a	to	blk	s	min
14	Garfield Blair	f 2-10	1-1	5-6	2-2-4	2	10	1	1	1	1	27
21	Eric Diaz	f 4-9	3-5	0-0	1-2-3	4	11	0	3	1	1	23
35	Collins Okafor	c 0-1	0-0	1-2	1-1-2	4	1	0	1	0	0	16
01	Gabe McMillen	g 2-7	0-5	2-2	1-2-3	1	6	1	0	0	0	24
31	Kris Thomas	g 2-7	0-5	2-3	1-0-1	2	6	0	3	1	0	21
02	Aj Smith	2-7	0-2	1-2	0-0-0	0	5	1	0	0	1	16
03	Brandon Williams	3-7	1-3	1-1	0-4-4	0	8	2	0	0	1	14
04	Sheldon Oliver	2-3	0-0	0-0	0-0-0	2	4	1	4	0	0	13
15	Mark Lohuis	0-0	0-0	0-0	0-0-0	0	0	0	0	0	0	10
22	Tim Lang	1-3	0-1	1-1	0-2-2	2	3	0	1	0	0	15
44	JJ Hirst	3-3	3-3	1-2	0-3-3	1	10	1	0	0	0	21
TEAM		4-1-5										
Totals		21-57	8-25	14-19	10-17-27	18	64	7	13	3	4	200

TOTAL FG%	1st Half: 9-22	40.9%	2nd Half: 12-35	34.3%	Game: 36.8%	DEADBALL
3-Pt. FG%	1st Half: 2-10	20.0%	2nd Half: 6-15	40.0%	Game: 32.0%	REBOUNDS
F Throw %	1st Half: 8-11	72.7%	2nd Half: 6-8	75.0%	Game: 73.7%	2

HOME TEAM: University of Miami (7-4)

##	Player	tot-fg fg-fga	3-pt fg-fga	ft-fta	rebounds of-de-tot	pf	tp	a	to	blk	s	min
22	Fabio Nass	f 1-2	0-0	0-0	0-4-4	2	2	1	1	0	0	11
32	Brian Asbury	f 7-9	4-6	0-0	0-6-6	3	18	6	0	0	1	29
21	Dwayne Collins	c 3-4	0-0	2-2	1-1-2	1	8	0	0	1	0	22
15	Denis Clemente	g 5-11	3-5	0-0	0-3-3	3	13	7	4	0	2	26
33	Jack McClinton	g 5-11	3-7	0-0	1-1-2	2	13	5	3	0	0	28
00	Jimmy Graham	0-0	0-0	0-2	3-10-13	2	0	2	1	1	1	21
12	Anthony Harris	4-9	0-1	3-4	1-0-1	2	11	3	1	0	0	18
20	Lawrence Gilbert	1-2	0-0	0-0	1-1-2	2	2	0	1	0	0	6
23	James Dews	3-5	2-2	0-2	2-1-3	1	8	2	0	0	1	16
25	Jonathan Stratton	0-1	0-1	0-0	0-0-0	0	0	0	0	0	0	2
42	Raymond Hicks	6-6	0-0	0-1	1-2-3	1	12	1	3	1	0	20
44	Keaton Copeland	1-1	0-0	0-0	0-0-0	0	2	0	0	0	0	1
TEAM		1-0-1										
Totals		36-61	12-22	5-11	11-29-40	19	89	27	14	3	5	200

TOTAL FG%	1st Half: 16-29	55.2%	2nd Half: 20-32	62.5%	Game: 59.0%	DEADBALL
3-Pt. FG%	1st Half: 5-10	50.0%	2nd Half: 7-12	58.3%	Game: 54.5%	REBOUNDS
F Throw %	1st Half: 2-3	66.7%	2nd Half: 3-8	37.5%	Game: 45.5%	3

Officials: Alan Spainhour, Ron Groover, Brent Hampton
 Technical fouls: Stetson-Collins Okafor. University of Miami-None.
 Attendance: 2580

Score by Periods	1st	2nd	Total
Stetson	28	36	64
University of Miami	39	50	89

Points in the paint-STET 14,UM 36. Points off turnovers-STET 12,UM 23.
 2nd chance points-STET 8,UM 22. Fast break points-STET 5,UM 8.
 Bench points-STET 30,UM 35. Score tied-0 times. Lead changed-0 times.
 Last FG-STET 2nd-00:28, UM 2nd-00:40.
 Largest lead-STET None, UM by 30 2nd-01:32.

2006-07 Season Recap and Boxscores

U BASKETBALL

GAME 12 - BINGHAMTON 79, MIAMI 74

December 20, 2006

BankUnited Center, Coral Gables, Fla.

Richard Forbes scored a career-high 27 to lead Binghamton to a 79-74 win over the University of Miami at the BankUnited Center.

Steve Proctor finished with 20 points as the Bearcats (6-4) won for the first time against an Atlantic Coast Conference opponent in school history.

Binghamton limited Miami's leading scorer Jack McClinton to three first-half points. McClinton, who leads the ACC in scoring with a 19.8 average, converted only a 3-pointer 8:47 into the game.

McClinton and Denis Clemente each finished with 17 points to lead Miami (7-5).

After leading most of the first half with slim leads, the Bearcats went on a 12-4 run during a 4:51 span early in the second half to build a 50-41 advantage.

Forbes' field goal put Binghamton ahead for good, 71-68, with 3:02 remaining. Proctor and Troy Hailey secured the victory, each converting two free throws in the final 20 seconds.

The Bearcats led 36-33 at halftime after Forbes sunk a 3-pointer with 4.6 seconds remaining in the first half.

VISITORS: Binghamton (6-4)

#	Player	tot-fg	3-pt	ft-fa	rebounds	pf	tp	a	to	blk	s	min
		fg-fga	fg-fga		of-de-tot							
43	Lazar Trifunovic	f	5-7	0-0	3-5	1-2-3	2	13	2	2	0	28
50	Jaan Montgomery	c	0-0	0-0	0-0-0	2	0	0	0	0	0	5
01	Steve Proctor	g	8-12	2-4	2-3	1-2-3	3	20	2	2	0	30
05	Mike Gordon	g	2-7	1-2	0-0	1-2-3	2	5	5	0	1	28
22	Troy Hailey	g	2-4	0-1	2-2	0-3-3	4	6	0	2	0	14
21	Dwayne Jackson	g	0-2	0-1	0-0	1-0-1	0	0	0	0	0	3
23	Marvin Lee	g	1-1	0-0	0-0	0-1-1	1	2	0	1	0	7
24	Richard Forbes	g	9-13	4-6	5-5	2-2-4	1	27	4	3	1	36
33	Giovanni Olomo	g	1-2	0-1	0-0	0-6-6	4	2	1	3	1	25
34	Duane James	g	2-5	0-2	0-0	2-6-8	4	4	0	2	0	24
	TEAM				2-1-3							
	Totals		30-53	7-17	12-15	10-25-35	23	79	14	16	3	200

TOTAL FG%	1st Half: 13-29	44.8%	2nd Half: 17-24	70.8%	Game: 56.6%	DEADBALL
3-Pt. FG%	1st Half: 5-12	41.7%	2nd Half: 2-5	40.0%	Game: 41.2%	REBOUNDS
F Throw %	1st Half: 5-6	83.3%	2nd Half: 7-9	77.8%	Game: 80.0%	1

HOME TEAM: University of Miami (7-5)

#	Player	tot-fg	3-pt	ft-fa	rebounds	pf	tp	a	to	blk	s	min
		fg-fga	fg-fga		of-de-tot							
22	Fabio Nass	f	1-2	0-0	0-0	4-2-6	3	2	1	1	0	14
32	Brian Asbury	f	3-11	0-6	9-10	1-4-5	0	15	0	2	0	32
21	Dwayne Collins	c	1-3	0-0	1-2	3-2-5	1	3	0	1	1	21
15	Denis Clemente	g	6-13	2-4	3-3	0-1-1	3	17	2	1	0	34
33	Jack McClinton	g	6-16	3-9	2-2	0-1-1	3	17	2	4	0	35
00	Jimmy Graham	g	2-3	0-0	2-5	3-3-6	1	6	1	0	1	24
12	Anthony Harris	g	1-8	1-4	2-2	1-0-1	1	5	0	1	0	13
20	Lawrence Gilbert	g	0-0	0-0	0-0	0-0-0	1	0	1	0	0	3
23	James Dews	g	1-3	0-1	0-0	2-0-2	0	2	0	0	0	6
42	Raymond Hicks	g	3-5	0-0	1-2	2-0-2	4	7	0	0	0	18
	TEAM				2-2-4							
	Totals		24-64	6-24	20-26	18-15-33	17	74	7	10	2	200

TOTAL FG%	1st Half: 8-27	29.6%	2nd Half: 16-37	43.2%	Game: 37.5%	DEADBALL
3-Pt. FG%	1st Half: 4-12	33.3%	2nd Half: 2-12	16.7%	Game: 25.0%	REBOUNDS
F Throw %	1st Half: 13-16	81.3%	2nd Half: 7-10	70.0%	Game: 76.9%	3

Officials: Les Jones, Duke Edsall, Sam Croft
 Technical fouls: Binghamton-TEAM. University of Miami-None.
 Attendance: 2163

Score by Periods	1st	2nd	Total
Binghamton	36	43	79
University of Miami	33	41	74

Points in the paint-BU 34,UM 28. Points off turnovers-BU 11,UM 20.
 2nd chance points-BU 8,UM 13. Fast break points-BU 16,UM 8.
 Bench points-BU 35,UM 20. Score tied-14 times. Lead changed-17 times.
 Last FG-BU 2nd-01:48, UM 2nd-00:31.
 Largest lead-BU by 9 2nd-13:16, UM by 3 1st-18:42.

GAME 13 - LOUISVILLE 82, MIAMI 59

December 23, 2006

Freedom Hall, Louisville, Ky.

Jerry Smith scored 22 points to go with a career-high 12 rebounds to lead Louisville to an 82-59 win over the University of Miami at Freedom Hall.

Terrence Williams scored 18 points and added 11 rebounds for the Cardinals, who never trailed while winning their second straight.

Louisville's highly touted freshman class of Smith, Earl Clark and Edgar Sosa combined for 39 points as the Cardinals held Miami to 35 percent shooting from the floor and forced 17 turnovers.

Dwayne Collins led the Hurricanes with 17 points and eight rebounds, but Miami had trouble with Louisville's press and could never get into a rhythm offensively.

Miami guard Jack McClinton entered the game averaging 19.6 points per game, tops in the ACC. But McClinton missed his first six shots from the field and didn't score until less than 10 minutes remained. He finished with nine points.

Louisville, which had struggled offensively most of the year, made 10 three-point field goals and outrebounded the Hurricanes 42-28.

VISITORS: University of Miami (7-6)

#	Player	tot-fg	3-pt	ft-fa	rebounds	pf	tp	a	to	blk	s	min
		fg-fga	fg-fga		of-de-tot							
22	Fabio Nass	f	0-0	0-0	0-0	0-2-2	0	0	0	0	0	7
32	Brian Asbury	f	2-9	0-2	3-4	1-5-6	2	7	1	2	1	29
21	Dwayne Collins	c	6-9	0-0	5-7	5-3-8	1	17	0	4	1	35
15	Denis Clemente	g	5-13	2-4	2-3	0-2-2	3	14	1	1	0	26
33	Jack McClinton	g	2-9	0-2	4-4	0-1-1	4	8	2	4	0	26
00	Jimmy Graham	g	0-1	0-0	0-0	0-1-1	2	0	0	0	0	3
12	Anthony Harris	g	0-1	0-0	2-2	1-1-2	0	2	1	3	0	22
20	Lawrence Gilbert	g	4-5	2-3	1-3	1-0-1	0	11	2	2	0	22
23	James Dews	g	0-5	0-2	0-0	1-3-4	3	0	1	0	0	17
42	Raymond Hicks	g	0-2	0-0	0-0	0-0-0	3	0	0	1	0	13
	TEAM				1-0-1							
	Totals		19-54	4-13	17-23	10-18-28	18	59	8	17	2	200

TOTAL FG%	1st Half: 9-25	36.0%	2nd Half: 10-29	34.5%	Game: 35.2%	DEADBALL
3-Pt. FG%	1st Half: 1-5	20.0%	2nd Half: 3-8	37.5%	Game: 30.8%	REBOUNDS
F Throw %	1st Half: 6-8	75.0%	2nd Half: 11-15	73.3%	Game: 73.9%	3

HOME TEAM: Louisville (7-4)

#	Player	tot-fg	3-pt	ft-fa	rebounds	pf	tp	a	to	blk	s	min
		fg-fga	fg-fga		of-de-tot							
01	Terrence Williams	f	8-17	2-6	0-1	3-7-10	0	18	3	3	0	32
03	Juan Palacios	f	1-4	0-0	2-2	2-4-6	4	4	4	3	1	25
04	David Padgett	c	2-3	0-0	4-6	1-1-2	5	8	1	0	0	20
10	Edgar Sosa	g	1-6	0-3	5-7	0-2-2	0	7	3	4	0	27
34	Jerry Smith	g	8-11	6-8	0-0	2-10-12	2	22	4	2	0	30
05	Earl Clark	g	4-5	2-2	0-1	1-1-2	4	10	1	1	0	15
11	Brandon Jenkins	g	1-6	0-3	2-3	1-1-2	2	4	5	3	0	24
12	Brad Gianiny	g	0-0	0-0	0-0	0-0-0	0	0	0	0	0	1
15	Perrin Johnson	g	0-0	0-0	0-0	1-0-1	0	0	0	0	0	3
20	Will Scott	g	0-0	0-0	2-2	0-2-2	2	0	0	0	0	5
43	Terrence Farley	g	3-4	0-0	1-2	2-0-2	3	7	0	3	1	0
	TEAM				1-0-1							
	Totals		28-56	10-22	16-24	14-28-42	20	82	21	19	2	200

TOTAL FG%	1st Half: 11-28	39.3%	2nd Half: 17-28	60.7%	Game: 50.0%	DEADBALL
3-Pt. FG%	1st Half: 3-13	23.1%	2nd Half: 7-9	77.8%	Game: 45.5%	REBOUNDS
F Throw %	1st Half: 13-18	72.2%	2nd Half: 3-6	50.0%	Game: 66.7%	4

Officials: Mike Kitts, Reggie Greenwood, Mike Stuart
 Technical fouls: University of Miami-None. Louisville-None.
 Attendance: 18234

Score by Periods	1st	2nd	Total
University of Miami	25	34	59
Louisville	38	44	82

Points in the paint-UM 20,LOU 34. Points off turnovers-UM 15,LOU 18.
 2nd chance points-UM 8,LOU 11. Fast break points-UM 6,LOU 10.
 Bench points-UM 13,LOU 23. Score tied-1 time. Lead changed-0 times.
 Last FG-UM 2nd-01:33, LOU 2nd-00:15.
 Largest lead-UM None, LOU by 24 2nd-14:31.

REVIEW

2006-07 Season Recap and Boxscores



GAME 14 - NEBRASKA 82, MIAMI 67

Orange Bowl Basketball Classic

December 30, 2006

Bank Atlantic Center, Sunrise, Fla.

Senior Marcus Perry scored a career-high 25 points, and Nebraska ran off 13 consecutive points in the second half to beat the University of Miami 82-67 in the Orange Bowl Classic.

The Cornhuskers hit 15 3-pointers in 33 attempts, both season highs. Perry was 7-of-12 on 3s, including hitting two during the 13-0 run that gave Nebraska a 69-54 lead with five minutes left.

Brian Asbury tied a career high with 19 points and Jimmy Graham added a career-high 13 for the Hurricanes, who lost their third straight despite shooting 51 percent from the field.

The Hurricanes played without leading scorer Jack McClinton, who is expected to miss at least two games with a left knee injury.

Perry surpassed his season average of 6.0 points in the first half.

Aleks Maric finished with 18 points and eight rebounds for Nebraska, while reserve Paul Velander added 12 points, all on 3-pointers, and Jamel White scored 10.

VISITORS: Nebraska (9-3)

##	Player	tot-fg fg-fga	3-pt fg-fga	ft-fa	rebounds of-de-tot	pf	tp	a	to	blk	s	min
34	Ledsome, Jim	f 1-3	0-0	0-1	5-1-6	3	2	0	2	1	1	18
21	Maric, Aleks	c 4-7	0-1	10-12	1-7-8	1	18	3	2	1	0	35
01	Henry, Sek	g 2-6	0-4	4-5	0-1-1	0	8	4	1	1	2	30
03	Richardson, Charles	g 2-5	2-3	1-2	1-3-4	3	7	7	2	0	2	39
31	White, Jamel	g 2-6	2-6	4-4	1-2-3	2	10	2	3	0	1	24
04	Perry, Marcus	8-13	7-12	2-2	2-2-4	1	25	2	0	0	0	27
12	Marks, Kyle	0-0	0-0	0-0	0-0-0	0	0	0	0	0	0	4
23	Smith, Mike	0-0	0-0	0-0	0-0-0	0	0	0	0	0	0	3
25	Velander, Paul	4-7	4-7	0-0	0-1-1	3	12	1	0	0	0	17
32	Balham, Chris	0-0	0-0	0-0	0-0-0	1	0	0	1	0	0	3
TEAM												
Totals		23-47	15-33	21-26	11-18-29	14	82	19	12	3	6	200

TOTAL FG%	1st Half: 13-27	48.1%	2nd Half: 10-20	50.0%	Game: 48.9%	DEADBALL
3-Pt. FG%	1st Half: 8-19	42.1%	2nd Half: 7-14	50.0%	Game: 45.5%	REBOUNDS
F Throw %	1st Half: 4-5	80.0%	2nd Half: 17-21	81.0%	Game: 80.8%	3

HOME TEAM: University of Miami (7-7)

##	Player	tot-fg fg-fga	3-pt fg-fga	ft-fa	rebounds of-de-tot	pf	tp	a	to	blk	s	min
20	Lawrence Gilbert	f 1-3	0-1	0-0	0-0-0	2	2	1	1	0	0	15
32	Brian Asbury	f 6-12	1-2	6-6	1-4-5	1	19	0	0	1	3	35
21	Dwayne Collins	c 4-6	0-0	0-0	3-3-6	3	8	0	2	0	1	23
12	Anthony Harris	g 3-7	0-2	1-2	1-2-3	5	7	4	4	0	2	32
15	Denis Clemente	g 3-6	0-1	1-2	0-1-1	1	7	7	1	0	0	27
00	Jimmy Graham	6-7	0-0	1-2	1-1-2	3	13	2	2	0	0	23
23	James Dews	3-7	3-7	0-0	0-1-1	1	9	0	0	0	1	24
42	Raymond Hicks	1-5	0-1	0-0	1-1-2	2	2	1	0	0	0	21
TEAM												
Totals		27-53	4-14	9-12	9-15-24	18	67	15	10	1	7	200

TOTAL FG%	1st Half: 15-29	51.7%	2nd Half: 12-24	50.0%	Game: 50.9%	DEADBALL
3-Pt. FG%	1st Half: 3-8	37.5%	2nd Half: 1-6	16.7%	Game: 28.6%	REBOUNDS
F Throw %	1st Half: 3-3	100%	2nd Half: 6-9	66.7%	Game: 75.0%	2

Officials: Tom Eades, Samuel Croft, John Caldwell
 Technical fouls: Nebraska-None. University of Miami-None.
 Attendance: 15709

Score by Periods	1st	2nd	Total
Nebraska	38	44	82
University of Miami	36	31	67

Points in the paint-NEB 16,UM 36. Points off turnovers-NEB 14,UM 15.
 2nd chance points-NEB 10,UM 11. Fast break points-NEB 8,UM 8.
 Bench points-NEB 37,UM 24. Score tied-8 times. Lead changed-10 times.
 Last FG-NEB 2nd-05:23, UM 2nd-00:41.
 Largest lead-NEB by 16 2nd-02:22, UM by 4 1st-04:30.

GAME 15 - MIAMI 72, MASSACHUSETTS 71

January 2, 2007

Mullins Center, Amherst, Mass.

Anthony Harris scored 33 points and Jack McClinton added 15 as the University of Miami knocked off UMass 72-71 at the Mullins Center in Amherst, Mass.

The Hurricanes led by as many as eight points with 6:45 to play, but UMass made it a two-point game, 70-68, on a basket by James Life with 1:21 left.

Free throws by Dwayne Collins and Brian Asbury in the final minute proved the clinchers for Miami. UMass' Gary Forbes hit a three-pointer at buzzer.

Harris was 13-for-19 from the field, including four three-pointers. Denis Clemente added 11 points for Miami.

Rashaun Freeman and Forbes had 16 points apiece and Life added 14 points for UMass. Freeman led both teams with 10 rebounds.

VISITORS: University of Miami (8-7)

##	Player	tot-fg fg-fga	3-pt fg-fga	ft-fa	of-de-tot	pf	tp	a	to	blk	s	min
32	Brian Asbury	f 0-5	0-0	1-2	0-2-2	2	1	0	2	0	0	18
44	Keaton Copeland	f 2-3	1-1	0-0	0-3-3	5	5	1	0	2	0	19
21	Dwayne Collins	c 1-3	0-0	3-6	1-4-5	1	5	0	3	0	2	34
12	Anthony Harris	g 13-19	4-6	3-5	0-2-2	1	33	4	1	0	1	35
15	Denis Clemente	g 5-10	1-2	0-0	0-3-3	4	11	2	2	1	1	28
00	Jimmy Graham	0-0	0-0	0-0	0-0-0	1	0	0	1	0	0	6
22	Fabio Nass	0-1	0-0	0-0	1-0-1	0	0	0	0	0	0	3
23	James Dews	0-2	0-1	0-0	0-2-2	0	0	0	0	0	0	8
33	Jack McClinton	4-7	3-5	4-5	0-2-2	0	15	3	3	0	0	28
42	Raymond Hicks	1-2	0-0	0-0	1-2-3	3	2	1	1	0	0	21
TEAM												
Totals		26-52	9-15	11-18	7-22-29	17	72	11	13	3	4	200

TOTAL FG%	1st Half: 13-26	50.0%	2nd Half: 13-26	50.0%	Game: 50.0%	DEADBALL
3-Pt. FG%	1st Half: 4-8	50.0%	2nd Half: 5-7	71.4%	Game: 60.0%	REBOUNDS
F Throw %	1st Half: 2-6	33.3%	2nd Half: 9-12	75.0%	Game: 61.1%	4,1

HOME TEAM: Massachusetts (10-4)

##	Player	tot-fg fg-fga	3-pt fg-fga	ft-fa	rebounds of-de-tot	pf	tp	a	to	blk	s	min
13	LASME, Stephane	f 4-11	0-0	2-7	5-0-5	4	10	0	2	7	1	27
22	BROWER, Etienne	f 2-5	1-3	0-0	0-0-0	2	5	5	1	0	1	25
01	FREEMAN, Rashaun	c 6-11	0-0	4-9	3-7-10	2	16	0	2	1	0	34
14	LOWE, Chris	g 0-1	0-0	2-4	1-3-4	2	2	3	5	0	1	23
34	LIFE, James	g 5-14	2-9	2-2	1-3-4	3	14	1	1	0	2	33
02	THOMAS, Brandon	2-2	2-2	0-0	0-1-1	0	6	0	0	0	0	5
03	FORBES, Gary	6-8	1-1	3-3	1-4-5	3	16	3	1	2	1	25
05	HARRIS, Ricky	0-2	0-2	0-0	0-0-0	0	0	0	0	0	0	2
10	MAYBEN, Tiki	1-2	0-0	0-0	0-0-0	2	2	4	1	0	0	16
20	MILLIGAN, Dante	0-1	0-0	0-0	0-1-1	1	0	0	0	1	0	7
31	BONNER, Luke	0-1	0-1	0-0	0-1-1	0	0	0	0	0	0	3
TEAM												
Totals		26-58	6-18	13-25	15-22-37	19	71	16	13	11	6	200

TOTAL FG%	1st Half: 13-30	43.3%	2nd Half: 13-28	46.4%	Game: 44.8%	DEADBALL
3-Pt. FG%	1st Half: 3-11	27.3%	2nd Half: 3-7	42.9%	Game: 33.3%	REBOUNDS
F Throw %	1st Half: 5-8	62.5%	2nd Half: 8-17	47.1%	Game: 52.0%	6

Officials: Bryan Kersey, Reggie Greenwood, Mike Eades
 Technical fouls: Miami (Fla.)-None. Massachusetts-None.
 Attendance: 3982

Score by Periods	1st	2nd	Total
University of Miami	32	40	72
Massachusetts	34	37	71

Points in the paint-UM 30,UMASS 36. Points off turnovers-UM 17,UMASS 14.
 2nd chance points-UM 7,UMASS 10. Fast break points-UM 7,UMASS 14.
 Bench points-UM 17,UMASS 24. Score tied-4 times. Lead changed-10 times.
 Last FG-UM 2nd-03:43, UMass 2nd-00:00.
 Largest lead-UM by 8 2nd-06:45, UMass by 9 1st-07:34.

2006-07 Season Recap and Boxscores

U BASKETBALL

GAME 16 - WAKE FOREST 59, MIAMI 58

January 6, 2007

BankUnited Center, Coral Gables, Fla.

Harvey Hale scored 17 points and hit key three-pointers late in the game to help Wake Forest defeat the University of Miami 59-58 at the BankUnited Center.

Following a first half where Wake Forest scored its lowest point in history, the Demon Deacons outscored Miami 25-8 in the last 12 minutes of the game, erasing a 14-point deficit and securing its victory.

The Demon Deacons snapped a four-game losing streak on the road and won their first ACC regular-season game since 2005. Kyle Visser added 15 points for Wake Forest.

The Demon Deacons shot 47.8 percent in the second half and made 6-of-13 three-pointers in the second half. It was a contrast to the first half, when they made just 9-of-31 (.290) field goal attempts and connected on only 1-of-13 (.077) three-point tries.

The Hurricanes went up 21-5 in the first 9:08 of the game as their backcourt scored 18 of the Hurricanes' first 21 points. Jack McClinton led Miami with 12 points.

VISITORS: Wake Forest (9-5, 1-1 ACC)

##	Player	tot-fg fg-fga	3-pt fg-fga	ft-fga	rebounds of-de-tot	pf	tp	a	to	blk	s	min
31	Jamie Skeen	f 0-2	0-2	0-0	1-1-2	0	0	2	0	1	1	13
42	L.D. Williams	f 1-6	0-1	0-0	3-4-7	2	2	2	1	0	0	29
55	Kyle Visser	c 6-12	0-1	3-6	6-8-14	0	15	1	0	3	0	35
04	Harvey Hale	g 4-9	2-6	7-8	2-6-8	4	17	0	1	0	3	24
10	Ishmael Smith	g 3-10	1-4	0-2	0-1-1	4	7	5	2	0	0	28
02	Shamaine Dukes	1-2	1-2	1-4	1-3-4	1	4	0	1	0	0	12
11	Cameron Stanley	0-2	0-1	0-0	0-0-0	0	0	0	1	0	0	4
13	Chas McFarland	0-0	0-0	0-0	0-0-0	0	0	1	1	0	0	5
33	Anthony Gurley	4-10	2-8	0-0	0-2-2	1	10	1	2	0	1	20
34	Michael Drum	1-1	1-1	1-2	0-2-2	4	4	0	4	0	0	22
44	David Weaver	0-0	0-0	0-0	0-0-0	0	0	0	0	0	0	8
TEAM		2-0-2										
Totals		20-54	7-26	12-22	15-27-42	16	59	12	13	4	5	200

TOTAL FG%	1st Half: 9-31	29.0%	2nd Half: 11-23	47.8%	Game: 37.0%	DEADBALL
3-Pt. FG%	1st Half: 1-13	7.7%	2nd Half: 6-13	46.2%	Game: 26.9%	REBOUNDS
F Throw %	1st Half: 1-4	25.0%	2nd Half: 11-18	61.1%	Game: 54.5%	5

HOME TEAM: University of Miami (8-8, 1-1 ACC)

##	Player	tot-fg fg-fga	3-pt fg-fga	ft-fga	rebounds of-de-tot	pf	tp	a	to	blk	s	min
44	Keaton Copeland	f 1-2	0-0	0-0	0-1-1	2	2	2	2	1	3	17
21	Dwayne Collins	c 2-3	0-0	3-4	1-3-4	3	7	0	0	0	0	21
12	Anthony Harris	g 4-12	2-4	2-5	1-2-3	4	12	5	2	0	0	33
15	Denis Clemente	g 3-6	2-4	0-0	0-2-2	0	8	2	3	0	2	30
33	Jack McClinton	g 4-20	3-9	2-2	3-2-5	1	13	4	3	0	1	34
00	Jimmy Graham	0-0	0-0	0-0	0-1-1	4	0	0	1	0	0	12
23	James Dews	1-2	1-2	0-0	1-0-1	2	3	0	0	0	0	6
32	Brian Asbury	3-7	1-3	2-2	1-6-7	2	9	0	0	0	1	25
42	Raymond Hicks	2-3	0-0	0-0	2-4-6	1	4	0	1	0	0	22
TEAM		2-3-5										
Totals		20-55	9-22	9-13	11-24-35	19	58	13	12	1	7	200

TOTAL FG%	1st Half: 11-30	36.7%	2nd Half: 9-25	36.0%	Game: 36.4%	DEADBALL
3-Pt. FG%	1st Half: 4-10	40.0%	2nd Half: 5-12	41.7%	Game: 40.9%	REBOUNDS
F Throw %	1st Half: 7-11	63.6%	2nd Half: 2-2	100%	Game: 69.2%	1

Officials: Karl Hess, Mike Eades, Brian Dorsey
 Technical fouls: Wake Forest-None. University of Miami-None.
 Attendance: 3507

Score by Periods	1st	2nd	Total
Wake Forest	20	39	59
University of Miami	33	25	58

Points in the paint-WF 18,UM 16. Points off turnovers-WF 18,UM 12.
 2nd chance points-WF 11,UM 8. Fast break points-WF 6,UM 7.
 Bench points-WF 18,UM 16. Score tied-0 times. Lead changed-1 time.
 Last FG-WF 2nd-01:47, UM 2nd-00:01.
 Largest lead-WF by 4 2nd-00:27, UM by 17 2nd-13:09.

GAME 17 - MIAMI 63, MARYLAND 58

January 10, 2007

Comcast Center, College Park, Md.

Dwayne Collins had 14 points and 12 rebounds, and Miami overcame its own shortcomings by limiting Maryland to 22 percent shooting and controlling the boards in a 63-58 victory Wednesday night.

Miami (9-8, 2-1 Atlantic Coast Conference) made only 19 of 61 shots (31 percent) from the floor, including 3-for-15 from 3-point range, and committed 15 turnovers. But the Hurricanes held Maryland to one field goal over the final 9 minutes, 36 seconds to end the Terrapins' five-game winning streak.

Anthony Harris scored 15 points and Jack McClinton had 12 for Miami, which outrebounded Maryland 55-41 and went 14-for-16 at the foul line over the final 1:19.

Mike Jones led Maryland (14-3, 0-2) with 17 points. D.J. Strawberry, the Terrapins' leading scorer, went 1-for-8 from the field and finished with seven points - all in the final three minutes.

It was the first time since the 1999-2000 season that Maryland lost its ACC home opener. The Terrapins finished 13-for-58 from the field (6-for-23 from beyond the arc) but kept it close by going 26-for-35 at the line.

Maryland trailed only 30-25 early in the second half before finally giving the sell-out crowd reason to cheer.

Two free throws by Ekene Ibekwe and a 15-foot jumper by Will Bowers got the Terrapins within one, and a 3-pointer by James Gist tied it. Then, after a basket by Miami, freshman Eric Hayes hit a 3-pointer to Maryland its first lead since 19-17.

It didn't last long. Two foul shots by McClinton and layups by Brian Asbury and Harris put the Hurricanes up 40-35 with 9:55 left.

The Hurricanes answered with two foul shots by Asbury and a follow-shot by Collins, then held off Maryland with a fine performance at the line.

Miami held Maryland to 21 percent shooting from the floor and outrebounded the Terrapins 33-16 in taking a 26-21 halftime lead.

VISITORS: University of Miami (9-8, 2-1)

##	Player	tot-fg fg-fga	3-pt fg-fga	ft-fga	rebounds of-de-tot	pf	tp	a	to	blk	s	min
44	Keaton Copeland	f 1-5	0-2	0-0	1-4-5	5	2	0	0	1	2	20
21	Dwayne Collins	c 6-9	0-0	2-3	6-6-12	5	14	0	1	1	1	23
12	Anthony Harris	g 3-11	0-2	9-10	0-2-2	2	15	4	2	0	0	29
32	Brian Asbury	g 2-7	1-2	2-2	3-7-10	2	7	0	2	2	0	25
33	Jack McClinton	g 3-13	1-5	5-6	0-2-2	4	12	0	4	0	2	32
00	Jimmy Graham	1-4	0-0	0-0	3-2-5	0	2	0	2	1	0	9
15	Denis Clemente	1-4	0-1	1-2	0-3-3	1	3	3	2	1	1	24
22	Fabio Nass	0-0	0-0	0-2	0-1-1	0	0	0	0	0	0	3
23	James Dews	1-3	1-1	0-0	1-5-6	2	3	0	0	0	1	13
42	Raymond Hicks	1-5	0-2	3-4	3-1-4	4	5	0	1	0	0	22
TEAM												
Totals		19-61	3-15	22-29	21-34-55	25	63	7	15	6	7	200

TOTAL FG%	1st Half: 10-32	31.3%	2nd Half: 9-29	31.0%	Game: 31.1%	DEADBALL
3-Pt. FG%	1st Half: 1-6	16.7%	2nd Half: 2-9	22.2%	Game: 20.0%	REBOUNDS
F Throw %	1st Half: 5-6	83.3%	2nd Half: 17-23	73.9%	Game: 75.9%	4

HOME TEAM: Maryland Terrapins (14-3, 0-2)

##	Player	tot-fg fg-fga	3-pt fg-fga	ft-fga	rebounds of-de-tot	pf	tp	a	to	blk	s	min
15	James Gist	f 3-12	2-3	2-4	3-6-9	4	10	0	2	3	1	29
25	Ekene Ibekwe	f 1-5	0-0	8-8	4-4-8	4	10	1	3	3	0	26
02	D.J. Strawberry	g 1-8	0-3	5-8	3-4-7	4	7	3	1	1	1	34
21	Greivis Vasquez	g 1-11	0-6	0-0	1-0-1	1	2	3	2	0	1	30
23	Mike Jones	g 3-11	3-10	8-11	0-2-2	3	17	0	4	1	1	33
05	Eric Hayes	1-3	1-1	2-2	1-2-3	1	5	0	1	0	1	19
24	Parrish Brown	1-2	0-0	0-0	0-0-0	0	2	0	0	0	0	4
31	Will Bowers	1-1	0-0	0-0	1-4-5	5	2	2	2	0	0	11
50	Bambale Osby	1-5	0-0	1-2	2-2-4	2	3	0	0	1	0	14
TEAM												
Totals		13-58	6-23	26-35	17-24-41	24	58	9	15	9	5	200

TOTAL FG%	1st Half: 6-29	20.7%	2nd Half: 7-29	24.1%	Game: 22.4%	DEADBALL
3-Pt. FG%	1st Half: 4-12	33.3%	2nd Half: 2-11	18.2%	Game: 26.1%	REBOUNDS
F Throw %	1st Half: 5-8	62.5%	2nd Half: 21-27	77.8%	Game: 74.3%	3

Officials: Bryan Kersey, Mike Wood and Jamie Luckie
 Technical fouls: Miami Hurricanes-None. Maryland Terrapins-None.
 Attendance: 17950

Score by Periods	1st	2nd	Total
Miami Hurricanes	26	37	63
Maryland Terrapins	21	37	58

Points in the paint-UM 32,MD 14. Points off turnovers-UM 17,MD 6.
 2nd chance points-UM 14,MD 14. Fast break points-UM 12,MD 2.
 Bench points-UM 13,MD 12. Score tied-6 times. Lead changed-6 times.
 Last FG-UM 2nd-01:43, MD 2nd-00:02.
 Largest lead-UM by 7 2nd-00:11, MD by 5 1st-08:00.

REVIEW

2006-07 Season Recap and Boxscores



GAME 18 - DUKE 85, MIAMI 63

January 14, 2007

BankUnited Center, Coral Gables, Fla.

Freshman Jon Scheyer scored a season-high 25 points and Duke shot a season-best 68 percent in its first conference victory of the season, 85-63 over Miami on Sunday.

Duke missed only 13 of 41 shots, and Scheyer was especially efficient. He went 5-for-8 from the field, including 4-for-6 on 3-pointers, and made all 11 free-throw attempts.

The No. 11 Blue Devils (14-3, 1-2 Atlantic Coast Conference) had been off to their worst start in the league since 1996. Miami (9-9, 2-2) lost for the fifth time in six games.

The Blue Devils shot 81 percent (17-for-21) in the first half, including 15-for-17 by their starters. They made their final eight shots of the half to lead 49-40.

Jack McClinton, Miami's leading scorer this season, was limited to five points and 22 minutes because of foul trouble. Sophomore Brian Asbury matched a career high with 19 points for the Hurricanes, and Anthony Harris had 14.

With the Hurricanes' front court thinned by injuries, Duke had a 32-16 advantage in rebounds. David McClure had 11.

The Blue Devils scored three fast-break baskets early, then began hitting from outside. Paulus' third 3-pointer put them up 30-19, and an alley-oop dunk by Josh McRoberts in transition made it 40-27.

The Hurricanes scrambled to score five points in the final 25 seconds to cut the margin at halftime to nine, but got no closer.

The Hurricanes, already without three regulars because of injuries, lost Harris late in the game to a pulled calf muscle.

"I haven't been a part of this in my career before, where we have so many things happen to one team," Haith said.

VISITORS: Duke University (14-3, 1-2 ACC)

##	Player	fg	fga	3-pt	3-pt	ft	fta	rebounds	pf	tp	a	to	blk	s	min				
		fg	fga	fg	fga	ft	fta	of-de-tot											
02	Josh McRoberts	f	4-4	0-0	3-5	0-5-5	5	11	5	4	1	1	1	32					
42	Lance Thomas	f	3-3	0-0	0-0	0-4-4	4	6	1	3	0	0	0	17					
03	Greg Paulus	g	4-8	3-6	4-4	1-2-3	4	15	3	2	0	1	34						
21	DeMarcus Nelson	g	7-8	0-1	0-4	1-2-3	4	14	2	2	0	2	24						
30	Jon Scheyer	g	5-8	4-6	11-11	0-2-2	2	25	3	2	0	1	39						
12	Jordan Davidson		0-0	0-0	0-0	0-0-0	0	0	0	0	0	0	1						
14	David McClure		2-3	0-0	4-5	3-8-11	1	8	1	1	0	0	28						
15	Gerald Henderson		3-6	0-0	0-0	0-0-0	0	6	2	2	0	1	20						
55	Brian Zoubek		0-1	0-0	0-0	0-2-2	0	0	0	0	0	0	5						
TEAM																			
Totals		28-41		7-13		22-29		7-25-32		20		85		17 16		1 6		200	
TOTAL FG%		1st Half: 17-21 81.0%		2nd Half: 11-20 55.0%		Game: 68.3%		DEADBALL											
3-Pt. FG%		1st Half: 6-8 75.0%		2nd Half: 1-5 20.0%		Game: 53.8%		REBOUNDS											
F Throw %		1st Half: 9-11 81.8%		2nd Half: 13-18 72.2%		Game: 75.9%		2											

HOME TEAM: University of Miami (9-9, 2-2 ACC)

##	Player	fg	fga	3-pt	3-pt	ft	fta	rebounds	pf	tp	a	to	blk	s	min				
		fg	fga	fg	fga	ft	fta	of-de-tot											
32	Brian Asbury	f	6-10	2-5	5-6	0-3-3	0	19	1	0	0	2	38						
44	Keaton Copeland	f	4-5	0-0	0-2	1-0-1	3	8	2	0	0	5	24						
21	Dwayne Collins	c	1-2	0-0	4-8	1-1-2	3	6	2	3	1	0	23						
12	Anthony Harris	g	6-10	1-3	1-2	2-3-5	3	14	2	4	0	0	33						
33	Jack McClinton	g	1-6	1-3	2-2	0-1-1	5	5	1	3	0	0	22						
15	Denis Clemente		4-9	1-2	0-0	1-1-2	4	9	1	0	0	2	26						
20	Lawrence Gilbert		0-0	0-0	0-0	0-1-1	0	0	0	1	0	0	1						
22	Fabio Nass		1-1	0-0	0-0	0-0-0	1	2	1	1	0	0	6						
23	James Dews		0-1	0-1	0-0	0-0-0	0	0	0	0	0	1	12						
42	Raymond Hicks		0-3	0-0	0-0	0-0-0	4	0	1	1	0	0	15						
TEAM																			
Totals		23-47		5-14		12-20		5-11-16		23		63		11 13		1 10		200	
TOTAL FG%		1st Half: 14-25 56.0%		2nd Half: 9-22 40.9%		Game: 48.9%		DEADBALL											
3-Pt. FG%		1st Half: 4-6 66.7%		2nd Half: 1-8 12.5%		Game: 35.7%		REBOUNDS											
F Throw %		1st Half: 8-10 80.0%		2nd Half: 4-10 40.0%		Game: 60.0%		2											

Officials: Les Jones, Curtis Shaw, Mike Stuart
 Technical fouls: Duke University-None. Miami-None.
 Attendance: 6211

Score by Periods	1st	2nd	Total
Duke University	49	36	85
Miami	40	23	63

Points in the paint-DU 38,UM 28. Points off turnovers-DU 16,UM 17.
 2nd chance points-DU 3,UM 5. Fast break points-DU 11,UM 14.
 Bench points-DU 14,UM 11. Score tied-0 times. Lead changed-0 times.
 Last FG-DU 2nd-02:17, UM 2nd-03:24.
 Largest lead-DU by 23 2nd-11:55, UM None.
 Last FG-UM 2nd-01:43, MD 2nd-00:02.
 Largest lead-UM by 7 2nd-00:11, MD by 5 1st-08:00.

GAME 19 - BOSTON COLLEGE 82, MIAMI 63

January 16, 2007

Conte Forum, Chestnut Hill, Mass.

Sean Marshall scored Boston College's first nine points as the Eagles opened a 20-point halftime lead on Tuesday night and recorded a 82-63 victory over Miami.

Marshall finished with 20 points and Jared Dudley scored 18 for BC (13-4, 5-0 Atlantic Coast Conference), which won its fourth straight game since he returned from a foot injury and sixth in a row overall. Tyrese Rice had 16 points and a career-high 12 assists, and Shamari Spears scored nine with 10 rebounds.

Dwayne Collins scored a season-high 24 points and added 13 rebounds as Miami (9-10, 2-3) lost for the sixth time in eight games. He was the only Hurricanes player to make more than half his shots as they shot 28 percent in the first half and fell behind 42-22 at the break.

Jack McClinton made Miami's first 3-point attempt of the game to give the 'Canes a 9-5 lead, but they missed their next 12 tries from beyond the arc. Meanwhile, BC outscored them 33-11 - 11 of the points from Dudley, including back-to-back 3-pointers that gave the Eagles a double-digit lead they never relinquished.

VISITORS: University of Miami (9-10, 2-3)

##	Player	fg	fga	3-pt	3-pt	ft	fta	rebounds	pf	tp	a	to	blk	s	min				
		fg	fga	fg	fga	ft	fta	of-de-tot											
21	Dwayne Collins	f	10-18	0-0	4-5	11-2-13	3	24	0	2	0	0	0	31					
32	Brian Asbury	f	5-14	0-5	3-3	1-3-4	2	13	4	3	0	4	33						
44	Keaton Copeland	f	1-3	0-1	0-0	1-0-1	1	2	1	0	0	1	18						
12	Anthony Harris	g	2-7	0-1	2-2	1-1-2	1	6	2	2	0	0	24						
33	Jack McClinton	g	3-10	2-4	0-0	1-0-1	2	8	4	4	0	1	35						
15	Denis Clemente		3-7	0-0	0-0	0-0-0	4	6	2	2	0	0	20						
20	Lawrence Gilbert		0-0	0-0	0-0	1-1-2	0	0	0	0	0	0	4						
22	Fabio Nass		1-3	0-1	0-0	2-2-4	2	2	1	1	0	2	21						
23	James Dews		0-1	0-1	0-0	0-2-2	0	0	0	0	0	0	10						
42	Raymond Hicks		1-2	0-0	0-0	0-0-0	0	2	0	0	0	0	4						
TEAM																			
Totals		26-65		2-13		9-10		18-14-32		15		63		14 14		0 9		200	
TOTAL FG%		1st Half: 9-32 28.1%		2nd Half: 17-33 51.5%		Game: 40.0%		DEADBALL											
3-Pt. FG%		1st Half: 1-6 16.7%		2nd Half: 1-7 14.3%		Game: 15.4%		REBOUNDS											
F Throw %		1st Half: 3-4 75.0%		2nd Half: 6-6 100%		Game: 90.0%		0											

HOME TEAM: Boston College (13-4, 5-0)

##	Player	fg	fga	3-pt	3-pt	ft	fta	rebounds	pf	tp	a	to	blk	s	min				
		fg	fga	fg	fga	ft	fta	of-de-tot											
03	DUDLEY, Jared	f	7-12	2-4	2-3	2-3-5	0	18	2	3	0	1	40-						
32	OATES, John	f	1-5	1-1	0-0	0-2-2	3	3	0	0	0	0	18						
51	WILLIAMS, Sean	c	3-4	0-0	4-4	2-4-6	4	10	0	1	3	1	23						
04	RICE, TYRESE	g	5-10	0-4	6-6	0-3-3	0	16	12	3	0	1	37						
23	MARSHALL, Sean	g	9-15	1-5	1-2	2-2-4	1	20	2	1	0	1	29						
00	HAYNES, Marquez		2-3	2-3	0-0	0-0-0	0	6	1	2	0	0	13						
05	McLAIN, Akida		0-0	0-0	0-0	0-1-1	0	0	0	0	0	0	2						
13	KABA, Daye		0-0	0-0	0-0	0-0-0	0	0	0	0	0	0	0+						
21	NEVILLE, Tyler		0-0	0-0	0-0	0-0-0	0	0	0	0	0	0	0+						
22	ROCHE, Tyler		0-0	0-0	0-0	0-0-0	0	0	0	0	0	0	0+						
34	SPEARS, Shamari		3-6	0-0	3-4	6-4-10	0	9	0	2	0	2	31						
44	BLAIR, Tyrelle		0-0	0-0	0-0	0-1-1	2	0	0	1	1	0	7						
TEAM																			
Totals		30-55		6-17		16-19		13-22-35		10		82		17 13		4 6		200	
TOTAL FG%		1st Half: 17-30 56.7%		2nd Half: 13-25 52.0%		Game: 54.5%		DEADBALL											
3-Pt. FG%		1st Half: 6-11 54.5%		2nd Half: 0-6 0.0%		Game: 35.3%		REBOUNDS											
F Throw %		1st Half: 2-4 50.0%		2nd Half: 14-15 93.3%		Game: 84.2%		1											

Officials: Ted Valentine, Bob Donato, Curtis Blair
 Technical fouls: MIAMI-None. BOSTON COLLEGE-None.
 Attendance: 7682

Score by Periods	1st	2nd	Total
MIAMI	22	41	63
BOSTON COLLEGE	42	40	82

Points in the paint-UM 46,BC 40. Points off turnovers-UM 18,BC 18.
 2nd chance points-UM 17,BC 14. Fast break points-UM 0,BC 4.
 Bench points-UM 10,BC 15. Score tied-1 time. Lead changed-2 times.
 Last FG-UM 2nd-00:57, BC 2nd-00:18.
 Largest lead-UM by 4 1st-16:53, BC by 20 1st-00:31.

2006-07 Season Recap and Boxscores

U BASKETBALL

GAME 20- Florida State 86, Miami 67

January 20, 2007

Donald L. Tucker Center, Tallahassee, Fla.

Jason Rich scored 16 points and Al Thornton added 15 Saturday as Florida State ran past Miami 86-67 and escaped the Atlantic Coast Conference basement.

The Seminoles, who came into the game as one of four ACC teams with just one league victory, shot 50.9 percent and were 13 of 23 from 3-point range.

Rich sparked an early run that put the Seminoles up by a dozen midway through the first half and the game was never close afterward. Florida State, which led by 33 late in the game, built its lead to 60-36 early in the second half and upped it to 69-39 on Jerel Allen's layup with 10:59 left.

Florida State (14-5, 2-3 Atlantic Coast Conference) led 47-28 at the half, benefiting mostly from deadly outside shooting -- hitting 9 of 13 from 3-point distance.

The Seminoles hit 7 of their first 10 tries from long distance while building a 25-13 lead midway through the opening half. Two of Rich's 3-point shots, just 28 seconds apart, started an 18-5 Seminole run that opened the early 12-point lead.

Miami, meanwhile, was cold from the floor -- shooting just 35.5 percent and only 30.8 percent in the first half.

The Hurricanes (9-11, 2-4) were led by Denis Clemente's 15 points. Anthony Harris, Brian Asbury and Dwayne Collins all contributed a dozen.

VISITORS: Miami 9-11, 2-4

#	Player	tot-fig fg-fga	3-pt fg-fga	ft-fa	rebounds of-de-tot	pf	tp	a	to	blk	s	min
21	Dwayne Collins	f 4-8	0-0	4-6	4-0-4	1	12	1	1	1	0	33
44	Keaton Copeland	f 0-2	0-1	0-0	3-1-4	2	0	0	1	0	1	21
12	Anthony Harris	g 5-10	2-6	0-0	0-2-2	2	12	3	2	0	0	31
15	Denis Clemente	g 5-14	3-8	2-2	1-1-2	3	15	2	2	0	1	30
32	Brian Asbury	g 2-7	0-2	8-9	4-3-7	4	12	2	2	0	0	29
20	Lawrence Gilbert	0-2	0-2	0-0	2-2-4	2	0	1	0	1	0	8
23	James Dews	3-6	2-4	0-0	0-4-4	1	8	1	2	0	0	13
33	Jack McClinton	3-11	1-7	1-1	1-3-4	2	8	0	2	0	0	26
42	Raymond Hicks	0-2	0-0	0-0	1-0-1	2	0	0	0	0	0	9
TEAM					1-2-3							
Totals		22-62	8-30	15-18	17-18-35	19	67	10	12	2	2	200

TOTAL FG% 1st Half: 8-26 30.8% 2nd Half: 14-36 38.9% Game: 35.5% DEADBALL
 3-Pt. FG% 1st Half: 3-14 21.4% 2nd Half: 5-16 31.3% Game: 26.7% REBOUNDS
 F Throw % 1st Half: 9-11 81.8% 2nd Half: 6-7 85.7% Game: 83.3% 2,3

HOME TEAM: Florida State 14-5, 2-3

#	Player	tot-fig fg-fga	3-pt fg-fga	ft-fa	rebounds of-de-tot	pf	tp	a	to	blk	s	min
12	Al Thornton	f 6-10	0-1	3-3	3-1-4	2	15	0	2	0	0	25
41	Uche Echefu	f 5-8	3-6	0-0	0-3-3	3	13	1	0	0	1	19
03	Isaiah Swann	g 4-6	4-6	2-2	0-3-3	2	14	4	0	0	0	21
23	Toney Douglas	g 1-3	1-1	0-0	1-1-2	1	3	7	1	0	0	25
25	Jason Rich	g 5-7	2-2	4-4	2-2-4	1	16	1	1	0	0	24
05	Josue Soto	0-3	0-0	1-2	0-3-3	0	1	1	0	0	0	8
10	Ralph Mims	3-6	2-4	0-1	0-4-4	0	8	3	1	0	2	19
11	Jerel Allen	2-4	0-1	0-1	0-1-1	2	4	3	2	0	0	19
15	Casaan Breeden	2-3	1-1	3-5	2-2-4	2	8	0	0	0	0	15
31	Brian Hoff	0-1	0-1	0-0	0-0-0	0	0	0	0	0	0	4
33	Matt Zitani	0-2	0-0	0-0	0-0-0	0	0	0	0	0	0	4
42	Ryan Reid	1-4	0-0	2-2	0-1-1	2	4	1	1	0	2	17
TEAM					2-3-5							
Totals		29-57	13-23	15-20	10-24-34	15	86	21	8	0	5	200

TOTAL FG% 1st Half: 17-29 58.6% 2nd Half: 12-28 42.9% Game: 50.9% DEADBALL
 3-Pt. FG% 1st Half: 9-13 69.2% 2nd Half: 4-10 40.0% Game: 56.5% REBOUNDS
 F Throw % 1st Half: 4-5 80.0% 2nd Half: 11-15 73.3% Game: 75.0% 2

Officials: Karl Hess, Gary Maxwell, Raymond Styons
 Technical fouls: Miami-None. Florida State-None.
 Attendance: 10821

Score by Periods	1st	2nd	Total
Miami	28	39	67
Florida State	47	39	86

Points in the paint-UM 20, FSU 26. Points off turnovers-UM 6, FSU 25.
 2nd chance points-UM 17, FSU 17. Fast break points-UM 2, FSU 10.
 Bench points-UM 16, FSU 25. Score tied-2 times. Lead changed-1 time.
 Last FG-UM 2nd-00:51, FSU 2nd-04:15.
 Largest lead-UM by 3 1st-18:40, FSU by 33 2nd-04:15.

GAME 21- Virginia Tech 92, Miami 85

January 23, 2007

BankUnited Center, Coral Gables, Fla.

Zabian Dowdell scored a career high 30 points to help No. 24 Virginia Tech beat Miami 92-85 on Tuesday night.

Deron Washington added 23 points and scored on two separate three-point plays in the final 1:16 to secure the victory for the Hokies (15-5, 5-1 ACC), who have won six of their last seven.

After trailing most of the first half by double digits, Miami (9-12, 2-5) finally got to within 46-38 on Brian Asbury's three-point play 3:27 into the second half.

Dowdell scored four points and A.D. Vassallo added a 3-pointer, which increased Virginia Tech's lead to 66-53 lead with 9:19 remaining. But the Hurricanes countered with a 9-2 spurt in the next 2:09. Jack McClinton capped the run on a 3-pointer which reduced the Hokies' advantage to 68-62 with 7:10 remaining.

Miami got no closer than 78-74 with 2:48 left on McClinton's basket.

Dennis Clemente scored 24 points to lead Miami, which has lost four straight. McClinton added 18 and Raymond Hicks had 16 points.

Dowdell, whose previous career high was a 25-point-performance against North Carolina A&T Dec. 7, 2005, finished 15 of 18 from the free throw line.

Dowdell, Washington and Jamon Gordon each hit 3-pointers to help the Hokies open to a 9-2 lead in the first 3:53 of the game.

VISITORS: Virginia Tech 15-5, 5-1 ACC

#	Player	tot-fig fg-fga	3-pt fg-fga	ft-fa	rebounds of-de-tot	pf	tp	a	to	blk	s	min
01	Zabian Dowdell	* 7-10	1-3	15-18	0-3-3	2	30	5	0	0	4	38
13	Deron Washington	* 8-11	2-3	5-7	3-7-10	2	23	3	2	0	0	30
21	Lewis Witcher	* 0-2	0-0	0-0	0-0-0	0	0	1	0	0	1	9
22	Jamon Gordon	* 2-4	1-2	2-4	0-7-7	4	7	5	3	1	0	35
33	Coleman Collins	* 0-2	0-0	4-4	0-3-3	5	4	2	2	1	0	27
03	Nigel Munson	0-1	0-1	0-0	0-0-0	1	0	2	2	0	0	4
14	Robert Krabbendam	1-1	0-0	0-0	0-0-0	1	2	0	1	0	0	3
24	Markus Saites	1-2	0-0	2-3	0-1-1	1	4	0	0	0	0	20
34	Cheick Diakite	1-2	0-0	2-2	1-0-1	2	4	0	1	1	0	9
40	A.D. Vassallo	5-8	4-7	2-2	0-3-3	1	16	0	1	0	1	22
42	Chris Tucker	0-0	0-0	2-2	1-0-1	0	2	0	0	0	0	3
TEAM					1-0-1							
Totals		25-43	8-16	34-42	6-24-30	19	92	16	12	3	6	200

TOTAL FG% 1st Half: 12-20 60.0% 2nd Half: 13-23 56.5% Game: 58.1% DEADBALL
 3-Pt. FG% 1st Half: 6-9 66.7% 2nd Half: 2-7 28.6% Game: 50.0% REBOUNDS
 F Throw % 1st Half: 12-13 92.3% 2nd Half: 22-29 75.9% Game: 81.0% 5

HOME TEAM: Miami 9-12, 2-5 ACC

#	Player	tot-fig fg-fga	3-pt fg-fga	ft-fa	rebounds of-de-tot	pf	tp	a	to	blk	s	min
12	Anthony Harris	* 3-5	0-1	0-0	0-2-2	4	6	1	3	0	0	24
15	Denis Clemente	* 8-17	4-9	4-4	3-1-4	4	24	5	0	0	1	29
21	Dwayne Collins	* 1-1	0-0	2-2	3-1-4	4	4	0	2	0	0	17
32	Brian Asbury	* 6-14	0-2	2-3	3-2-5	2	14	2	2	0	2	35
33	Jack McClinton	* 7-16	2-7	2-2	0-3-3	3	18	1	1	0	1	32
20	Lawrence Gilbert	0-0	0-0	0-0	0-0-0	0	0	0	0	0	0	1
23	James Dews	1-3	0-1	1-2	1-2-3	4	3	0	0	0	1	27
42	Raymond Hicks	4-11	0-2	8-8	5-2-7	4	16	1	0	0	1	30
44	Keaton Copeland	0-0	0-0	0-0	0-0-0	2	0	0	0	0	0	5
TEAM					2-0-2							
Totals		30-67	6-22	19-21	15-15-30	27	85	10	8	0	6	200

TOTAL FG% 1st Half: 12-32 37.5% 2nd Half: 18-35 51.4% Game: 44.8% DEADBALL
 3-Pt. FG% 1st Half: 3-11 27.3% 2nd Half: 3-11 27.3% Game: 27.3% REBOUNDS
 F Throw % 1st Half: 2-2 100% 2nd Half: 17-19 89.5% Game: 90.5% 0

Officials: Bryan Kersey, Roger Ayers, Bob Donato
 Technical fouls: Virginia Tech-None. Miami-None.
 Attendance: 3180

Score by Periods	1st	2nd	Total
Virginia Tech	42	50	92
Miami	29	56	85

Points in the paint-VT 30, UM 32. Points off turnovers-VT 10, UM 17.
 2nd chance points-VT 10, UM 15. Fast break points-VT 6, UM 4.
 Bench points-VT 28, UM 19. Score tied-0 times. Lead changed-0 times.
 Last FG-VT 2nd-00:53, UM 2nd-00:25.
 Largest lead-VT by 21 1st-06:01, UM None.
 Largest lead-UM by 3 1st-18:40, FSU by 33 2nd-04:15.

2006-07 Season Recap and Boxscores



GAME 22- North Carolina 105, Miami 64 January 31, 2007

Dean E. Smith Center, Chapel Hill, N.C.

Tyler Hansbrough scored 22 points and grabbed 13 rebounds Wednesday night to lead third-ranked North Carolina past Miami 105-64.

Wayne Ellington scored 14 points for the Tar Heels (20-2, 6-1 Atlantic Coast Conference), who won their fifth straight game. North Carolina shot 56 percent - including 61 percent after halftime - and hit 12 of 24 3-pointers to cruise to another league win by a double-digit margin.

Anthony Harris scored 18 points for the Hurricanes (9-13, 2-6), who have lost five straight games - all in the league. Four of those five have come by at least 19 points.

By the end, 12 players had scored and five reached double figures, and the Tar Heels finished with 26 assists. North Carolina led by 17 points at halftime and pushed that to as many as 43 points after the break with a series of transition scores that kept the home crowd energized.

The Tar Heels also got a boost with the return of sophomore guard Bobby Frasor, who had missed the past four games with a right-foot injury. Frasor was scoreless with two assists in 9 minutes.

Miami coach Frank Haith was ejected after being whistled for his second technical foul after reacting to a no-call on a block by Hansbrough with 7:48 left. The call came just before an official timeout and the Tar Heels leading 73-51, allowing Haith to walk to the Tar Heels huddle and shake coach Roy Williams hand before leaving the court.

VISITORS: University of Miami (9-13, 2-6 ACC)

##	Player	tot-fg fg-fga	3-pt fg-fga	ft-fta	rebounds of-de-tot	pf	tp	a	to	blk	s	min			
20	Lawrence Gilbert	f 0-4	0-1	0-0	1-1-2	1	0	0	1	0	1	11			
21	Dwayne Collins	f 1-5	0-0	0-0	1-1-2	5	2	1	0	0	0	20			
32	Brian Asbury	f 2-10	1-4	1-2	2-1-3	0	6	1	1	1	2	30			
12	Anthony Harris	g 5-10	3-4	5-6	0-3-3	3	18	3	3	0	1	28			
15	Denis Clemente	g 2-6	0-1	1-2	0-1-1	2	5	4	4	0	2	32			
23	James Dews	g 2-6	1-3	2-2	0-0-0	3	7	0	0	0	1	17			
33	Jack McClinton	g 6-14	3-6	0-1	0-1-1	1	15	1	1	0	2	29			
42	Raymond Hicks	g 4-6	0-0	2-2	1-3-4	5	10	0	1	1	0	27			
44	Keaton Copeland	g 0-1	0-0	1-2	0-0-0	1	1	0	1	0	0	6			
TEAM					2-6-8										
Totals					22-62	8-19	12-17	7-17-24	21	64	10	12	2	9	200

TOTAL FG% 1st Half: 10-28 35.7% 2nd Half: 12-34 35.3% Game: 35.5% DEADBALL
 3-Pt. FG% 1st Half: 1-5 20.0% 2nd Half: 7-14 50.0% Game: 42.1% REBOUNDS
 F Throw % 1st Half: 3-4 75.0% 2nd Half: 9-13 69.2% Game: 70.6% 3

HOME TEAM: North Carolina (20-2, 6-1 ACC)

##	Player	tot-fg fg-fga	3-pt fg-fga	ft-fta	rebounds of-de-tot	pf	tp	a	to	blk	s	min		
03	Terry, Reyshawn	f 3-5	2-4	2-2	2-5-7	3	10	1	1	0	0	15		
34	Wright, Brandon	f 3-5	0-0	2-4	2-5-7	1	8	1	5	4	2	27		
50	Hansbrough, Tyler	f 7-13	0-0	8-12	6-7-13	2	22	1	1	1	0	25		
02	Ellington, Wayne	g 5-9	3-5	1-1	0-3-3	0	14	4	1	0	2	20		
05	Lawson, Ty	g 5-8	3-5	0-0	0-0-0	3	13	3	4	0	0	20		
01	Ginyard, Marcus	g 2-3	0-0	1-1	1-4-5	1	5	2	1	0	1	19		
04	Frasor, Bobby	g 0-0	0-0	0-0	0-0-0	1	0	2	2	0	0	9		
11	Thomas, Quentin	g 0-1	0-1	0-0	0-1-1	0	0	8	1	0	0	11		
14	Green, Danny	g 3-6	1-2	5-5	0-1-1	1	12	3	0	1	2	13		
15	Burke, Dewey	g 1-2	1-2	0-0	0-0-0	1	3	0	0	0	0	1		
21	Thompson, Deon	g 3-4	0-0	0-0	0-4-4	1	6	0	0	1	0	15		
22	Miller, Wes	g 2-5	2-5	0-0	0-0-0	2	6	1	0	0	0	12		
24	Wood, Surry	g 0-0	0-0	0-0	0-1-1	0	0	0	0	0	0	1		
32	Stepheson, Alex	g 0-0	0-0	2-2	1-3-4	0	2	0	0	0	0	10		
40	Copeland, Mike	g 2-3	0-0	0-0	2-0-2	0	4	0	0	0	0	2		
TEAM					1-0-1									
Totals					36-64	12-24	21-27	14-35-49	16	10526	16	7	7	200

TOTAL FG% 1st Half: 14-28 50.0% 2nd Half: 22-36 61.1% Game: 56.3% DEADBALL
 3-Pt. FG% 1st Half: 6-12 50.0% 2nd Half: 6-12 50.0% Game: 50.0% REBOUNDS
 F Throw % 1st Half: 7-8 87.5% 2nd Half: 14-19 73.7% Game: 77.8% 3

Officials: Karl Hess, Mike Kitts, Bob Donato
 Technical fouls: Miami-None. North Carolina-None.
 Attendance: 21132

Score by Periods	1st	2nd	Total
Miami	24	40	64
North Carolina	41	64	105

Points in the paint-UM 0, NC 0. Points off turnovers-UM 4, NC 20.
 2nd chance points-UM 3, NC 14. Fast break points-UM 0, NC 0.
 Bench points-UM 33, NC 38. Score tied-0 times. Lead changed-0 times.
 Last FG-UM 2nd-00:10, NC 2nd-00:26.
 Largest lead-UM None, NC by 43 2nd-01:11.

GAME 23- Virginia 81, Miami 70 February 3, 2007

John Paul Jones Arena, Charlottesville, Va.

Sean Singletary and J.R Reynolds combined for 40 points and surging Virginia moved into a three-way tie for first place in the Atlantic Coast Conference on Saturday night with a 81-70 victory against Miami.

The victory was the sixth straight for the Cavaliers (15-6, 7-2) and earned them a share of the top spot with Boston College, which beat No. 16 Virginia Tech 80-59 earlier, and No. 3 North Carolina, which lost 83-79 to resurgent N.C. State.

Miami (9-14, 2-7) trailed 41-27 at halftime and never got closer than 11 in the second half. The Hurricanes lost their sixth in a row and 10th in their last 12.

Jack McClinton led Miami with 18 points, Brian Asbury had 12, and Anthony Harris and James Dews each had 10. The Hurricanes shot just 35.5 percent, Virginia 47 percent with 11 3-pointers.

Singletary finished with 22 points, Reynolds had 18 and Mamadi Diane 14 for Virginia, which sorely needed a drama-free victory. Less than 48 hours earlier, they came from behind to beat eighth-ranked Duke 68-66 in overtime on a shot by Singletary.

VISITORS: University of Miami (9-14, 2-7 ACC)

##	Player	tot-fg fg-fga	3-pt fg-fga	ft-fta	rebounds of-de-tot	pf	tp	a	to	blk	s	min			
32	Brian Asbury	f 4-11	1-2	3-3	2-2-4	2	12	1	0	1	0	26			
42	Raymond Hicks	f 4-9	1-1	0-0	0-3-3	4	9	1	0	0	1	33			
21	Dwayne Collins	c 2-7	0-0	2-2	3-5-8	4	6	1	1	1	0	31			
12	Anthony Harris	g 3-13	1-7	3-5	1-0-1	4	10	2	3	0	0	32			
15	Denis Clemente	g 2-6	0-3	1-1	1-3-4	4	5	3	1	0	0	23			
23	James Dews	g 4-4	2-2	0-0	2-3-5	0	10	0	0	0	0	12			
33	Jack McClinton	g 4-13	4-9	6-6	0-3-3	3	18	3	1	0	0	32			
44	Keaton Copeland	g 0-1	0-0	0-0	0-0-0	3	0	2	0	1	0	11			
TEAM					2-0-2										
Totals					23-64	9-24	15-17	9-21-30	24	70	13	6	3	1	200

TOTAL FG% 1st Half: 10-34 29.4% 2nd Half: 13-30 43.3% Game: 35.9% DEADBALL
 3-Pt. FG% 1st Half: 3-11 27.3% 2nd Half: 6-13 46.2% Game: 37.5% REBOUNDS
 F Throw % 1st Half: 2-3 66.7% 2nd Half: 13-14 92.9% Game: 88.2% 3

HOME TEAM: Virginia (15-6, 7-2 ACC)

##	Player	tot-fg fg-fga	3-pt fg-fga	ft-fta	rebounds of-de-tot	pf	tp	a	to	blk	s	min			
11	Mikalaukas, Lauryna	f 0-0	0-0	1-3	0-2-2	2	1	3	2	0	0	14			
33	Cain, Jason	f 2-4	0-1	4-4	2-7-9	3	8	0	1	0	1	27			
02	Reynolds, J.R.	g 5-14	3-6	5-7	2-5-7	4	18	5	0	0	0	28			
24	Diane, Mamadi	g 5-10	2-5	2-3	3-2-5	1	14	2	2	0	0	31			
44	Singletary, Sean	g 5-8	4-6	8-13	0-4-4	2	22	5	2	0	1	34			
01	Harris, Will	g 4-6	1-2	0-0	1-3-4	3	9	0	1	0	0	18			
12	Tucker, Jamil	g 0-0	0-0	0-0	0-0-0	0	0	0	0	0	0	2			
21	Soroye, Tunji	g 1-1	0-0	0-0	0-1-1	3	2	0	1	0	0	7			
25	Noel, David	g 0-0	0-0	0-0	0-0-0	0	0	0	0	0	0	0+			
30	Joseph, Adrian	g 1-6	1-6	0-0	1-5-6	0	3	2	0	1	0	22			
31	Burns, Andy	g 0-0	0-0	0-0	0-0-0	0	0	0	0	0	0	1			
34	Pettinella, Ryan	g 0-0	0-0	0-0	0-0-0	0	0	0	0	0	0	6			
35	McCormick, Bob	g 0-0	0-0	2-2	0-0-0	0	2	0	0	0	0	1			
45	Tat, Solomon	g 1-1	0-0	0-0	0-0-0	0	2	0	0	0	0	8			
55	Meyinsse, Jerome	g 0-1	0-0	0-0	0-0-0	0	0	0	0	0	0	1			
TEAM					1-0-1										
Totals					24-51	11-26	22-32	10-29-39	18	81	17	9	1	2	200

TOTAL FG% 1st Half: 14-28 50.0% 2nd Half: 10-23 43.5% Game: 47.1% DEADBALL
 3-Pt. FG% 1st Half: 8-16 50.0% 2nd Half: 3-10 30.0% Game: 42.3% REBOUNDS
 F Throw % 1st Half: 5-8 62.5% 2nd Half: 17-24 70.8% Game: 68.8% 6.2

Officials: Tim Nestor, Raymond Styons, Patrick Adams
 Technical fouls: Miami-None. Virginia-None.
 Attendance: 14856

Score by Periods	1st	2nd	Total
Miami	25	45	70
Virginia	41	40	81

Points in the paint-UM 18, VA 20. Points off turnovers-UM 7, VA 7.
 2nd chance points-UM 6, VA 16. Fast break points-UM 4, VA 3.
 Bench points-UM 28, VA 18. Score tied-1 time. Lead changed-1 time.
 Last FG-UM 2nd-00:08, VA 2nd-00:56.
 Largest lead-UM by 2 1st-19:24, VA by 19 2nd-02:24.

2006-07 Season Recap and Boxscores

U BASKETBALL

GAME 24- Boston College 75, Miami 68

February 7, 2007

BankUnited Center, Coral Gables, Fla.

Jared Dudley scored 26 points to lead Boston College to a 75-68 victory over Miami on Wednesday night.

Dudley scored nine consecutive points in a 2:22 span late in the second half to put the Eagles ahead for good 65-60 with 3:37 remaining in the game.

Tyrese Rice secured the victory for the Eagles (17-6, 8-2 Atlantic Coast Conference) with six free throws and a field goal in the final 2:04. Reese finished with 21 points.

The roster-depleted Hurricanes, which dressed only seven scholarship players, stayed within striking distance throughout the game. Denis Clemente's 3-pointer with 6:26 remaining tied it 60-60.

Clemente led the Hurricanes with 24 points while Jack McClinton added 14.

Miami (9-15, 2-8) has now lost seven straight.

John Oates scored seven points in a 12-2 run to start the second half which put the Eagles ahead 44-37 with 14:18 remaining in the game.

But the Hurricanes responded with a 9-2 run in the next 4:31. Clemente keyed the run with a field goal and 3-pointer.

Miami opened to a 15-7 lead in the in the first 6:24.

VISITORS: Boston College (17-6, 8-2 ACC)

##	Player	tot-fig fg-fga	3-pt fg-fga	ft-fa	rebounds of-de-tot	pf	tp	a	to	blk	s	min
03	DUDLEY, Jared	* 10-13	2-3	4-6	2-7-9	2	26	4	4	1	0	40
04	RICE, TYRESE	* 5-12	2-5	9-10	0-3-3	1	21	2	0	1	0	40
23	MARSHALL, Sean	* 4-7	1-2	0-1	1-1-2	0	9	0	3	0	0	29
32	OATES, John	* 4-7	2-3	0-0	0-5-5	0	10	0	3	1	1	25
34	SPEARS, Shamari	* 3-4	0-0	3-4	2-2-4	4	9	3	1	0	0	25
00	HAYNES, Marquez	0-1	0-1	0-0	0-1-1	0	0	0	0	0	1	16
22	ROCHE, Tyler	0-0	0-0	0-0	0-1-1	1	0	0	0	0	0	10
44	BLAIR, Tyrelle	0-0	0-0	0-0	0-0-0	1	0	0	0	2	0	15
	TEAM				2-0-2					1		
	Totals	26-44	7-14	16-21	5-22-27	9	75	9	12	5	2	200

TOTAL FG%	1st Half: 12-24 50.0%	2nd Half: 14-20 70.0%	Game: 59.1% DEADBALL
3-Pt. FG%	1st Half: 4-8 50.0%	2nd Half: 3-6 50.0%	Game: 50.0% REBOUNDS
F Throw %	1st Half: 3-6 50.0%	2nd Half: 13-15 86.7%	Game: 76.2% 2

HOME TEAM: University of Miami (9-15, 2-8 ACC)

##	Player	tot-fig fg-fga	3-pt fg-fga	ft-fa	rebounds of-de-tot	pf	tp	a	to	blk	s	min
12	Anthony Harris	* 1-5	0-2	0-0	1-2-3	2	2	4	1	0	0	19
15	Denis Clemente	* 9-17	5-8	1-2	0-1-1	3	24	2	2	0	1	35
21	Dwayne Collins	* 5-11	0-0	1-2	9-4-13	2	11	3	2	0	0	38
32	Brian Asbury	* 6-13	0-2	0-0	0-3-3	4	12	0	1	0	4	34
44	Keaton Copeland	* 2-3	0-0	1-2	1-2-3	0	5	1	1	1	1	26
20	Lawrence Gilbert	0-0	0-0	0-0	0-0-0	0	0	0	0	0	0	1
23	James Dews	0-4	0-2	0-0	0-1-1	3	0	1	0	0	0	16
33	Jack McClinton	6-11	2-6	0-0	0-0-0	2	14	4	0	0	2	31
	TEAM				3-3-6							
	Totals	29-64	7-20	3-6	14-16-30	16	68	15	7	1	8	200

TOTAL FG%	1st Half: 13-35 37.1%	2nd Half: 16-29 55.2%	Game: 45.3% DEADBALL
3-Pt. FG%	1st Half: 4-10 40.0%	2nd Half: 3-10 30.0%	Game: 35.0% REBOUNDS
F Throw %	1st Half: 3-6 50.0%	2nd Half: 0-0 0.0%	Game: 50.0% 2

Officials: Bryan Kersey, Karl Hess, Brian Dorsey
 Technical fouls: Boston College-None. Miami-None.
 Attendance: 2858

Score by Periods	1st	2nd	Total
Boston College	31	44	75
Miami	33	35	68

Points in the paint-BC 28,UM 34. Points off turnovers-BC 6,UM 13.
 2nd chance points-BC 8,UM 14. Fast break points-BC 9,UM 12.
 Bench points-BC 0,UM 14. Score tied-8 times. Lead changed-13 times.
 Last FG-BC 2nd-00:38, UM 2nd-00:10.
 Largest lead-BC by 7 2nd-14:18, UM by 8 1st-15:18.

GAME 25- Miami 80, NC State 65

February 10, 2007

BankUnited Center, Coral Gables, Fla.

Jack McClinton and Anthony Harris scored 18 points as Miami snapped a seven game losing streak with an 80-65 victory over North Carolina State on Saturday.

Harris scored 11 of his points in the final 4:41 for Miami's first win since defeating Maryland 63-58 Jan. 10.

Trailing by 16 with 7:50 left, the Wolfpack scored 11 unanswered points in the next 2:40. Ben McCauley scored six of the points and his short jumper ended the run, reducing the Miami lead to 63-58.

But Harris' 3-pointer ended the Hurricanes' scoring drought and ended North Carolina State's comeback bid.

Miami is 10-15 and 3-8 in the conference.

Ben McCauley scored 19 points to lead North Carolina State (13-10, 3-7).

After the Wolfpack's Courtney Falls hit a 3-pointer to tie at 33-33 in the opening seconds of the second half, the Hurricanes responded with a 12-3 run during a 4:35 span. Brian Asbury's short jumper capped the run to put Miami ahead 45-36 with 14:30 remaining.

Asbury ended a 7-0 spurt with a 3 pointer to give the Hurricanes their biggest lead to 63-47 with 7:50 left.

Except for a North Carolina State 7-6 advantage early in the game, Miami led nearly the entire first half. McClinton scored 12 points in the first 20 minutes, including two 3-pointers and a running jumper at the buzzer to end the half.

VISITORS: NC State 13-10, 3-7 ACC

##	Player	tot-fig fg-fga	3-pt fg-fga	ft-fa	rebounds of-de-tot	pf	tp	a	to	blk	s	min
11	Gavin Grant	f 2-6	1-3	3-4	1-2-3	4	8	4	3	0	0	26
33	Brandon Costner	f 5-9	2-5	1-3	0-5-5	4	13	2	3	0	0	36
34	Ben McCauley	c 7-9	0-0	5-7	5-1-6	4	19	3	4	0	1	35
04	Courtney Falls	g 4-9	2-5	2-3	0-6-6	0	12	0	0	1	0	35
14	Engin Atsur	g 3-7	1-2	3-4	1-0-1	2	10	2	1	0	0	29
15	Trevor Ferguson	1-5	1-4	0-0	1-1-2	0	3	2	0	0	0	29
20	Bryan Nieman	0-0	0-0	0-0	0-0-0	0	0	0	0	0	0	0+
31	Dennis Horner	0-1	0-1	0-0	0-1-1	2	0	0	1	0	0	10
	TEAM				1-0-1							
	Totals	22-46	7-20	14-21	8-17-25	16	65	13	12	1	1	200

TOTAL FG%	1st Half: 10-20 50.0%	2nd Half: 12-26 46.2%	Game: 47.8% DEADBALL
3-Pt. FG%	1st Half: 4-8 50.0%	2nd Half: 3-12 25.0%	Game: 35.0% REBOUNDS
F Throw %	1st Half: 6-11 54.5%	2nd Half: 8-10 80.0%	Game: 66.7% 2

HOME TEAM: University of Miami (10-15, 3-8 ACC)

##	Player	tot-fig fg-fga	3-pt fg-fga	ft-fa	rebounds of-de-tot	pf	tp	a	to	blk	s	min
21	Dwayne Collins	f 3-4	0-0	3-6	3-7-10	4	9	0	2	0	2	21
32	Brian Asbury	f 6-13	1-4	4-4	1-3-4	3	17	4	0	2	0	37
44	Keaton Copeland	c 3-9	0-1	0-3	9-4-13	4	6	1	1	0	2	33
12	Anthony Harris	g 6-12	2-3	4-4	0-2-2	3	18	3	2	0	0	27
15	Denis Clemente	g 4-10	2-5	0-0	3-2-5	4	10	4	2	0	0	31
20	Lawrence Gilbert	0-0	0-0	0-0	0-0-0	0	0	0	0	0	0	4
23	James Dews	1-3	0-1	0-0	1-0-1	1	2	0	0	0	0	12
33	Jack McClinton	6-12	2-4	4-4	2-3-5	1	18	0	2	0	3	35
	TEAM				2-0-2							
	Totals	29-63	7-18	15-21	21-21-42	20	80	12	9	2	7	200

TOTAL FG%	1st Half: 15-38 39.5%	2nd Half: 14-25 56.0%	Game: 46.0% DEADBALL
3-Pt. FG%	1st Half: 3-11 27.3%	2nd Half: 4-7 57.1%	Game: 38.9% REBOUNDS
F Throw %	1st Half: 0-1 0.0%	2nd Half: 15-20 75.0%	Game: 71.4% 2

Officials: Jamie Luckie, Mike Eades, Bob Donato
 Technical fouls: NC State-None. University of Miami-None.
 Attendance: 3099

Score by Periods	1st	2nd	Total
NC State	30	35	65
University of Miami	33	47	80

Points in the paint-ST 22,UM 30. Points off turnovers-ST 17,UM 16.
 2nd chance points-ST 11,UM 19. Fast break points-ST 2,UM 9.
 Bench points-ST 3,UM 20. Score tied-3 times. Lead changed-2 times.
 Last FG-ST 2nd-03:08, UM 2nd-00:18.
 Largest lead-ST by 1 1st-18:05, UM by 16 2nd-07:52.

2006-07 Season Recap and Boxscores



GAME 26- Wake Forest 74, Miami 69

February 17, 2007

Lawrence Joel Colisuem, Winston-Salem, N.C.

Harvey Hale matched a career-high with 20 points and hit a pair of clutch 3-pointers, and Wake Forest beat Miami 74-69 on Saturday to escape the Atlantic Coast Conference cellar.

Kyle Visser had 16 points and David Weaver added 13 for the Demon Deacons (13-13, 4-9), who overcame 18 turnovers by shooting nearly 58 percent.

Wake Forest sent the Hurricanes into the league's basement and reached .500 for the first time since late January.

Jack McClinton had 21 points to lead Miami (10-16, 3-9), which trailed by 11 points with 1:11 to play before hitting two 3-pointers in the final minute.

The Hurricanes twice tied it in the second half, the final time on Brian Asbury's three-point play which made it 52-52 with 7:30 to play, but Wake Forest wouldn't let them take the lead.

Hale answered with 3-pointers on consecutive possessions 32 seconds apart from the left wing, with the second pushing the lead to 58-52.

After Miami cut it to 58-57 on a free throw by Keaton Copeland with 5 minutes remaining, the Demon Deacons scored 10 straight points, held the Hurricanes scoreless on five consecutive trips downcourt and pushed their lead back to double figures.

Asbury added 11 points and Anthony Harris had 10 for Miami, which rallied from a 10-point deficit early in the second half.

VISITORS: University of Miami (10-16, 3-9 ACC)

##	Player	fg	fga	3-pt	3-pt	ft	fta	rebounds	of-de-tot	pf	tp	a	to	blk	s	min
21	Dwayne Collins	f	3-5	0-0	3-4	2-3-5	3	9	0	0	0	0	0	0	0	33
44	Keaton Copeland	f	3-8	0-0	2-2	4-3-7	4	8	0	0	1	1	1	0	0	26
12	Anthony Harris	g	4-12	0-1	2-2	1-4-5	2	10	2	3	0	1	1	0	1	31
15	Denis Clemente	g	3-15	1-7	1-2	2-2-4	5	8	6	1	0	2	3	0	0	33
32	Brian Asbury	g	5-9	0-3	1-1	3-5-8	4	11	2	1	1	1	4	0	28	
00	Jimmy Graham		1-4	0-0	0-0	2-0-2	1	2	0	1	0	0	0	0	12	
20	Lawrence Gilbert		0-3	0-1	0-0	2-0-2	1	0	0	0	0	0	0	0	6	
33	Jack McClinton		7-15	6-13	1-2	0-1-1	3	21	0	2	0	1	1	0	31	
TEAM						2-0-2										
Totals			26-71	7-25	10-13	18-18-36	23	69	10	9	2	9	2	9	200	

TOTAL FG% 1st Half: 10-32 31.3% 2nd Half: 16-39 41.0% Game: 36.6% DEADBALL
 3-Pt. FG% 1st Half: 2-10 20.0% 2nd Half: 5-15 33.3% Game: 28.0% REBOUNDS
 F Throw % 1st Half: 0-0 0.0% 2nd Half: 10-13 76.9% Game: 76.9% 2

HOME TEAM: Wake Forest (13-13, 4-9 ACC)

##	Player	fg	fga	3-pt	3-pt	ft	fta	rebounds	of-de-tot	pf	tp	a	to	blk	s	min
31	Jamie Skeen	f	2-3	2-3	0-0	1-4-5	2	6	2	4	0	0	0	0	24	
55	Kyle Visser	c	5-6	0-0	6-10	1-5-6	2	16	1	6	2	0	0	0	31	
04	Harvey Hale	g	5-9	4-7	6-6	0-3-3	2	20	1	0	1	0	1	0	31	
10	Ishmael Smith	g	2-3	0-1	2-6	0-4-4	2	6	8	2	0	1	0	1	31	
42	L.D. Williams	g	2-5	0-1	2-3	0-5-5	1	6	3	1	0	0	0	0	34	
02	Sharmaine Dukes		1-3	0-0	2-2	0-1-1	1	4	1	1	0	0	0	0	8	
23	Kevin Swinton		0-0	0-0	0-0	0-0-0	0	0	0	0	0	0	0	0	3	
33	Anthony Gurley		0-2	0-0	0-0	1-0-1	0	0	0	2	0	0	0	0	7	
34	Michael Drum		1-1	1-1	0-0	0-2-2	1	3	0	1	0	0	0	0	9	
44	David Weaver		4-6	0-0	5-6	2-3-5	4	13	0	1	1	0	0	0	22	
TEAM						1-0-1										
Totals			22-38	7-13	23-33	5-28-33	15	74	16	18	4	1	200			

TOTAL FG% 1st Half: 10-18 55.6% 2nd Half: 12-20 60.0% Game: 57.9% DEADBALL
 3-Pt. FG% 1st Half: 4-6 66.7% 2nd Half: 3-7 42.9% Game: 53.8% REBOUNDS
 F Throw % 1st Half: 5-6 83.3% 2nd Half: 18-27 66.7% Game: 69.7% 3

Officials: Zelton Steed, Tom Eades, Roger Ayers
 Technical fouls: Miami-None. Wake Forest-None.
 Attendance: 11877

Score by Periods	1st	2nd	Total
Miami	22	47	69
Wake Forest	29	45	74

Points in the paint-UM 26,WF 28. Points off turnovers-UM 15,WF 7.
 2nd chance points-UM 21,WF 3. Fast break points-UM 6,WF 14.
 Bench points-UM 23,WF 20. Score tied-6 times. Lead changed-4 times.
 Last FG-UM 2nd-00:04, WF 2nd-02:32.
 Largest lead-UM by 3 1st-16:36, WF by 11 2nd-01:24.

GAME 27- Miami 68, Virginia 60

February 21, 2007

BankUnited Center, Coral Gables, Fla.

McClinton hit two three pointers in the final 1:06 to lift Miami to a 68-60 victory over No. 24 Virginia Wednesday night.

Reynolds converted on two free throws to reduce the Hurricanes' lead to 61-60 with 52.1 seconds remaining, McClinton hit his second 3-pointer with 25 seconds to play.

Brian Asbury secured the victory with four free throws in the final 15 seconds and Miami improved to 11-16 and 4-9 in the Atlantic Coast Conference.

Asbury, Anthony Harris and Dwayne Collins each finished with 11 points, and Collins had 12 of his 14 rebounds in the second half.

Sean Singletary scored 17 points to lead the Cavaliers (18-8, 9-4 ACC).

Miami also avenged an 81-70 loss at Virginia on Feb. 3. The Cavaliers won nine of 10 before Wednesday's game.

Harris' running jumper with 7:51 to play put Miami ahead 53-51 for its first lead since the first minute of the game.

The Hurricanes, who twice had 12-point deficits in the first half, tied it at 49 on Harris' 3-pointer with 9:31 remaining in the second half.

The Cavaliers ran off seven straight points in a 1:30 span late in the first half to build a 30-18 lead.

But Virginia was limited to 25 in the second half.

VISITORS: Virginia (18-8, 9-4 ACC)

##	Player	fg	fga	3-pt	3-pt	ft	fta	rebounds	of-de-tot	pf	tp	a	to	blk	s	min
02	Reynolds, J.R.	*	2-7	1-3	8-11	1-7-8	2	13	4	2	0	3	35			
21	Soroye, Tunji	*	2-3	0-0	0-2	3-3-6	2	4	1	2	4	0	27			
24	Diane, Mamadi	*	1-1	0-0	0-0	0-0-0	1	2	2	1	1	0	17			
33	Cain, Jason	*	1-3	0-0	5-6	1-1-2	3	7	0	3	3	1	25			
44	Singletary, Sean	*	7-16	1-6	2-4	0-3-3	3	17	1	4	0	2	34			
01	Harris, Will		0-0	0-0	0-0	0-1-1	1	0	0	1	0	0	5			
11	Mikalaukas, Lauryna		0-1	0-0	0-0	0-0-0	1	0	0	1	0	0	5			
12	Tucker, Jamil		3-6	3-5	2-2	1-4-5	3	11	0	1	0	1	16			
30	Joseph, Adrian		2-9	2-7	0-0	3-2-5	2	6	0	1	0	0	27			
34	Pettinella, Ryan		0-0	0-0	0-0	0-0-0	2	0	0	0	0	0	2			
45	Tat, Solomon		0-0	0-0	0-0	0-1-1	2	0	0	0	0	0	7			
TEAM						1-0-1										
Totals			18-46	7-21	17-25	10-22-32	22	60	8	17	8	7	200			

TOTAL FG% 1st Half: 12-24 50.0% 2nd Half: 6-22 27.3% Game: 39.1% DEADBALL
 3-Pt. FG% 1st Half: 3-9 33.3% 2nd Half: 4-12 33.3% Game: 33.3% REBOUNDS
 F Throw % 1st Half: 8-11 72.7% 2nd Half: 9-14 64.3% Game: 68.0% 3

HOME TEAM: University of Miami (11-16, 4-9 ACC)

##	Player	fg	fga	3-pt	3-pt	ft	fta	rebounds	of-de-tot	pf	tp	a	to	blk	s	min
12	Anthony Harris	*	4-16	3-7	0-0	0-1-1	0	11	6	2	0	0	0	0	33	
15	Denis Clemente	*	3-5	2-3	0-2	0-3-3	4	8	1	2	1	0	17			
21	Dwayne Collins	*	4-12	0-0	3-5	8-6-14	4	11	3	3	1	1	33			
32	Brian Asbury	*	3-5	1-2	4-4	3-3-6	0	11	0	1	1	0	38			
44	Keaton Copeland	*	2-4	0-0	0-0	1-4-5	3	4	2	2	0	0	22			
00	Jimmy Graham		2-4	0-0	1-4	3-2-5	3	5	0	1	0	1	21			
23	James Dews		2-2	0-0	0-0	0-0-0	3	4	0	0	0	0	14			
33	Jack McClinton		4-11	4-6	2-2	0-2-2	4	14	1	1	0	0	22			
TEAM						3-2-5										
Totals			24-59	10-18	10-17	18-23-41	21	68	13	13	3	2	200			

TOTAL FG% 1st Half: 10-28 35.7% 2nd Half: 14-31 45.2% Game: 40.7% DEADBALL
 3-Pt. FG% 1st Half: 5-7 71.4% 2nd Half: 5-11 45.5% Game: 55.6% REBOUNDS
 F Throw % 1st Half: 1-5 20.0% 2nd Half: 9-12 75.0% Game: 58.8% 2

Officials: Mike Wood, Raymond Styons, Bernard Clinton
 Technical fouls: Virginia-None. Miami-None.
 Attendance: 3707

Score by Periods	1st	2nd	Total
Virginia	35	25	60
Miami	26	42	68

Points in the paint-VA 20,UM 24. Points off turnovers-VA 20,UM 14.
 2nd chance points-VA 6,UM 17. Fast break points-VA 12,UM 3.
 Bench points-VA 17,UM 23. Score tied-6 times. Lead changed-5 times.
 Last FG-VA 2nd-05:38, UM 2nd-00:25.
 Largest lead-VA by 12 1st-05:38, UM by 8 2nd-00:05.

2006-07 Season Recap and Boxscores



GAME 28- Virginia Tech 73, Miami 57

February 24, 2007

Cassell Coliseum, Blacksburg, Va.

Zabian Dowdell scored 20 points and four of his teammates were in double figures as Virginia Tech defeated Miami 73-57 on Saturday in an Atlantic Coast Conference game.

Coleman Collins scored 15 points for Tech, Jamon Gordon had 13, Deron Washington 12 and A.D. Vassallo 11. Dowdell, the Hokies' leading scorer averaging 18 points a game, also had eight rebounds and three of Tech's eight steals.

Denis Clemente led the Hurricanes (11-17, 4-10) with 20 points, 13 of them in the first half. Jack McClinton scored 12 and Dwayne Collins 11 for Miami.

The two teams traded leads six times in the first half, but Tech went ahead for good 36-35 with 18:49 left on a Vassallo layup.

Vassallo's shot near the top of the key with 7:37 left gave the Hokies a 53-44 lead. They didn't stretch the margin to double digits until Washington hit the first of two dunks in a row on handoffs by Gordon with 5:30 left.

The first half ended in a 32-32 tie, the eighth of the period. Miami led at 32-25 with 2:34 left before Gordon hit two baskets and Dowdell sank a 3-pointer with 23 seconds on the clock.

The Hokies shot 68.8 percent in the second half, after hitting 39.4 percent in the first period. Miami's percentage went from 45.8 before intermission to 30.3 percent.

VISITORS: University of Miami (11-17, 4-10)

##	Player		tot-fig fg-fga	3-pt fg-fga	ft-fga	rebounds of-de-tot	pf	tp	a	to	blk	s	min			
21	Dwayne Collins	f	4-8	0-0	3-7	3-3-6	2	11	0	3	0	0	38			
44	Keaton Copeland	f	1-3	0-0	0-1	4-3-7	4	2	2	0	1	2	24			
12	Anthony Harris	g	2-6	0-2	0-0	0-1-1	5	4	0	4	0	0	39			
15	Denis Clemente	g	7-13	3-6	3-3	4-1-5	2	20	2	3	0	0	33			
32	Brian Asbury	g	1-6	0-1	0-0	1-4-5	1	2	1	0	0	1	29			
00	Jimmy Graham		2-3	0-0	0-0	0-3-3	5	4	0	3	0	0	16			
23	James Dews		1-5	0-3	0-0	1-1-2	3	2	0	1	0	0	9			
33	Jack McClinton		3-13	3-9	3-3	0-2-2	2	12	2	1	1	0	32			
TEAM						2-13										
Totals						21-57	6-21	9-14	15-19-34	24	57	7	15	2	3	200

TOTAL FG% 1st Half: 11-24 45.8% 2nd Half: 10-33 30.3% Game: 36.8% DEADBALL
 3-Pt. FG% 1st Half: 4-8 50.0% 2nd Half: 2-13 15.4% Game: 28.6% REBOUNDS
 F Throw % 1st Half: 6-10 60.0% 2nd Half: 3-4 75.0% Game: 64.3% 1

HOME TEAM: Virginia Tech (20-8, 10-4)

##	Player		tot-fig fg-fga	3-pt fg-fga	ft-fga	rebounds of-de-tot	pf	tp	a	to	blk	s	min			
13	Deron Washington	f	4-7	0-2	4-8	1-1-2	2	12	1	0	1	0	32			
33	Coleman Collins	f	5-8	0-0	5-8	3-3-6	3	15	0	2	1	0	25			
40	A.D. Vassallo	f	5-8	1-3	0-0	0-4-4	4	11	0	0	1	1	28			
01	Zabian Dowdell	g	6-14	2-3	6-7	2-6-8	3	20	4	3	0	3	38			
22	Jamon Gordon	g	3-5	0-1	7-10	0-4-4	2	13	5	2	0	3	37			
03	Nigel Munson		0-0	0-0	0-0	0-0-0	0	0	0	0	0	0	3			
21	Lewis Witcher		1-1	0-0	0-0	0-0-0	1	2	0	0	1	0	5			
23	Marcus Travis		0-0	0-0	0-0	0-0-0	0	0	0	0	0	0	0+			
24	Markus Sailes		0-2	0-1	0-0	0-1-1	0	0	1	0	0	1	10			
34	Cheick Diakite		0-3	0-0	0-0	4-2-6	3	0	0	0	1	0	19			
42	Chris Tucker		0-1	0-1	0-0	0-1-1	0	0	0	0	0	0	3			
TEAM						1-3-4										
Totals						24-49	3-11	22-33	11-25-36	18	73	11	8	5	8	200

TOTAL FG% 1st Half: 13-33 39.4% 2nd Half: 11-16 68.8% Game: 49.0% DEADBALL
 3-Pt. FG% 1st Half: 1-9 11.1% 2nd Half: 2-2 100% Game: 27.3% REBOUNDS
 F Throw % 1st Half: 5-8 62.5% 2nd Half: 17-25 68.0% Game: 66.7% 6

Officials: Ray Natili, Mike Eades, Sean Hull
 Technical fouls: Miami-None. Virginia Tech-None.
 Attendance: 9847

Score by Periods	1st	2nd	Total
Miami	32	25	57
Virginia Tech	32	41	73

Points in the paint-UM 18,VT 34. Points off turnovers-UM 2,VT 20.
 2nd chance points-UM 9,VT 10. Fast break points-UM 2,VT 10.
 Bench points-UM 18,VT 2. Score tied-8 times. Lead changed-9 times.
 Last FG-UM 2nd-00:57, VT 2nd-03:12.
 Largest lead-UM by 7 1st-02:34, VT by 18 2nd-01:09.

GAME 29- Clemson 74, Miami 70 (OT)

February 28, 2007

Littlejohn Coliseum, Clemson, S.C.

Vernon Hamilton scored six of his 10 points in overtime to help Clemson to a 74-70 win over Miami on Wednesday night.

The Tigers (20-9, 6-9 Atlantic Coast Conference) shot just 14-of-31 from the foul line in the game, but made seven of their 10 free throws in overtime to stop a four-game losing streak and keep their faint hopes for an at-large bid to the NCAA tournament alive.

Clemson led 30-27 after a first half that saw both teams combine to hit just 1-of-9 free throws.

The Tigers built a 56-49 lead with 7:14 to go, but the Hurricanes (11-18, 4-11) went on a 10-3 run to tie the game at 59 at the end of regulation.

Clemson did not score in the final five minutes of regulation, missing six straight free throws. The Tigers had the final shot of the second half, but James Mays inside shot never hit the rim.

Miami shot just 5-of-12 from the foul line and 3-of-13 on 3-pointers. Clemson made six of its 19 shots behind the arc.

Jack McClinton led Miami with 21 points, while Anthony Harris added 15 points and Brian Asbury had nine points and 14 rebounds.

VISITORS: University of Miami (11-18,4-11)

##	Player		tot-fig fg-fga	3-pt fg-fga	ft-fga	rebounds of-de-tot	pf	tp	a	to	blk	s	min			
21	Dwayne Collins	f	6-10	0-0	0-1	2-4-6	4	12	1	1	0	0	25			
44	Keaton Copeland	f	0-0	0-0	0-0	3-1-4	4	0	3	2	0	0	28			
12	Anthony Harris	g	7-18	0-1	1-3	1-2-3	1	15	4	3	0	0	39			
32	Brian Asbury	g	4-9	0-1	1-2	6-8-14	5	9	1	3	0	3	33			
33	Jack McClinton	g	8-17	3-10	2-2	0-4-4	2	21	1	2	0	1	42			
00	Jimmy Graham		4-7	0-0	1-2	2-2-4	3	9	0	1	0	1	25			
20	Lawrence Gilbert		1-3	0-0	0-2	1-2-3	2	2	1	0	0	0	8			
23	James Dews		1-3	0-1	0-0	0-0-0	5	2	1	1	0	0	25			
TEAM						2-2-4										
Totals						31-67	3-13	5-12	17-25-42	26	70	12	13	0	5	225

TOTAL FG% 1st Half: 13-29 44.8% 2nd Half: 14-27 51.9% Game: 46.3% DEADBALL
 3-Pt. FG% 1st Half: 1-4 25.0% 2nd Half: 2-7 28.6% Game: 23.1% REBOUNDS
 F Throw % 1st Half: 0-3 0.0% 2nd Half: 2-5 40.0% Game: 41.7% 5,1

HOME TEAM: Clemson (20-9,6-9)

##	Player		tot-fig fg-fga	3-pt fg-fga	ft-fga	rebounds of-de-tot	pf	tp	a	to	blk	s	min			
01	K.C. Rivers	f	3-10	3-8	5-7	2-1-3	2	14	2	3	1	0	38			
40	James Mays	f	8-16	1-1	2-9	4-6-10	1	19	4	1	2	1	35			
35	Trevor Booker	c	5-8	0-0	2-3	2-5-7	3	12	1	5	3	1	34			
03	Vernon Hamilton	g	4-8	0-2	2-4	1-2-3	1	10	3	0	0	4	37			
25	Cliff Hammonds	g	2-6	1-5	3-5	1-4-5	1	8	5	0	0	3	43			
11	A.J. Tyler		1-2	0-1	0-0	0-0-0	0	2	0	0	0	1	5			
12	Raymond Sykes		2-2	0-0	0-3	1-1-2	4	4	1	2	3	0	15			
15	David Potter		1-1	0-0	0-0	0-0-0	0	2	1	0	0	0	5			
24	Matt Morris		1-2	1-2	0-0	0-0-0	2	3	0	0	0	0	10			
32	Sam Perry		0-0	0-0	0-0	0-0-0	2	0	0	1	0	0	3			
TEAM						2-0-2										
Totals						27-55	6-19	14-31	11-21-32	16	74	17	12	9	10	225

TOTAL FG% 1st Half: 12-25 48.0% 2nd Half: 11-24 45.8% Game: 49.1% DEADBALL
 3-Pt. FG% 1st Half: 5-12 41.7% 2nd Half: 1-6 16.7% Game: 31.6% REBOUNDS
 F Throw % 1st Half: 1-6 16.7% 2nd Half: 6-15 40.0% Game: 45.2% 8

Officials: Gary Maxwell, Tom Eades, Duke Edsall
 Technical fouls: Miami-None. Clemson-None.
 Attendance: 6894

Score by Periods	1st	2nd	OT	Total
Miami	27	32	11	70
Clemson	30	29	15	74

Points in the paint-UM 46,CU 34. Points off turnovers-UM 10,CU 13.
 2nd chance points-UM 17,CU 9. Fast break points-UM 0,CU 2.
 Bench points-UM 13,CU 11. Score tied-7 times. Lead changed-6 times.
 Last FG-UM OT-00:04, CU OT-01:33.
 Largest lead-UM by 2 2nd-14:27, CU by 7 2nd-07:23.

REVIEW

2006-07 Season Recap and Boxscores

UBASKETBALL

GAME 30- Florida State 98, Miami 90 (OT)

March 3, 2007

BankUnited Center, Coral Gables, Fla.

Al Thornton scored a career-high 45 points to lead Florida State to a 98-90 victory over Miami in the final regular season game for both teams on Saturday.

Thornton, whose previous career highs were a pair of 37 point performances against Boston College and Duke in 2006, scored eight points in overtime. His point total also was the highest in a conference game this season.

A 3-pointer from Florida State's Toney Douglas with 7.3 seconds remaining in regulation tied it 82-82. Miami's Jack McClinton missed a 3-pointer with 2.5 seconds left, forcing the game into overtime.

Keaton Copelan had given Miami an 82-79 lead with two free throws with 13.5 remaining.

The loss assures Miami (11-19, 4-12 Atlantic Coast Conference) a last-place conference finish and lowest seed when the conference tournament begins on Wednesday.

The Seminoles (19-11, 7-9) rallied from a six-point deficit and outscoring the Hurricanes 12-6 in the final 2:40 of regulation. Thornton scored seven points and Miami missed five free throws during the Florida State comeback.

McClinton led Miami with a career-high 31 points.

VISITORS: Florida State (19-11, 7-9 ACC)

##	Player		tot-fg fg-fga	3-pt fg-fga	ft-fta	rebounds of-de-tot	pf	tp	a	to	blk	s	min
12	Thornton, Al	f	16-24	2-3	11-11	2-6-8	3	45	2	2	4	2	43
41	Echefu, Uche	f	3-5	0-2	2-2	0-3-3	1	8	1	0	1	2	26
03	Swann, Isaiah	g	2-5	1-4	2-2	0-5-5	4	7	5	1	0	0	30
10	Mims, Ralph	g	4-5	1-2	0-0	0-0-0	1	9	1	0	0	0	16
25	Rich, Jason	g	4-6	0-0	2-4	1-5-6	5	10	3	2	1	2	35
11	Allen, Jerel		2-6	2-4	0-2	1-0-1	0	6	0	2	1	0	24
15	Breeden, Casaan		0-0	0-0	0-0	0-0-0	1	0	0	0	0	0	2
23	Douglas, Toney		3-6	2-3	5-6	1-3-4	3	13	3	2	0	0	32
42	Reid, Ryan		0-0	0-0	0-2	0-2-2	4	0	0	2	1	0	17
	TEAM					1-1-2							
	Totals		34-57	8-18	22-29	6-25-31	22	98	15	11	8	6	225

TOTAL FG%	1st Half: 13-25 52.0%	2nd Half: 17-25 68.0%	Game: 59.6%	DEADBALL
3-Pt. FG%	1st Half: 3-9 33.3%	2nd Half: 5-9 55.6%	Game: 44.4%	REBOUNDS
F Throw %	1st Half: 4-6 66.7%	2nd Half: 10-13 76.9%	Game: 75.9%	4

HOME TEAM: University of Miami (11-19, 4-12 ACC)


##	Player		tot-fg fg-fga	3-pt fg-fga	ft-fta	rebounds of-de-tot	pf	tp	a	to	blk	s	min
32	Brian Asbury	f	7-11	2-4	0-0	5-4-9	5	16	1	1	1	0	38
44	Keaton Copeland	f	0-1	0-1	2-2	0-0-0	3	2	2	0	0	1	21
21	Dwayne Collins	c	3-6	0-0	3-8	6-3-9	3	9	0	1	0	0	31
12	Anthony Harris	g	8-20	2-4	1-2	3-3-6	2	19	8	6	0	5	41
33	Jack McClinton	g	11-22	5-10	4-6	0-3-3	2	31	5	2	0	0	41
00	Jimmy Graham		3-5	0-0	1-2	1-4-5	4	7	0	2	3	0	29
23	James Dews		2-3	1-2	1-2	0-0-0	3	6	0	0	0	1	16
42	Raymond Hicks		0-0	0-0	0-0	0-1-1	1	0	0	1	1	0	8
	TEAM					2-2-4							
	Totals		34-68	10-21	12-22	17-20-37	23	90	16	14	5	7	225

TOTAL FG%	1st Half: 14-29 48.3%	2nd Half: 17-33 51.5%	Game: 50.0%	DEADBALL
3-Pt. FG%	1st Half: 6-9 66.7%	2nd Half: 4-10 40.0%	Game: 47.6%	REBOUNDS
F Throw %	1st Half: 3-5 60.0%	2nd Half: 7-13 53.8%	Game: 54.5%	2

Officials: Karl Hess, Tim Nestor, Roger Ayers
 Technical fouls: Florida State-None. Miami-None.
 Attendance: 4503

Score by Periods	1st	2nd	OT	Total
Florida State	33	49	16	98
Miami	37	45	8	90

Points in the paint-FS 40,UM 38. Points off turnovers-FS 19,UM 14.
 2nd chance points-FS 6,UM 13. Fast break points-FS 8,UM 16.
 Bench points-FS 19,UM 13. Score tied-4 times. Lead changed-7 times.
 Last FG-FS OT-00:57, UM OT-00:31.
 Largest lead-FS by 8 OT-00:57, UM by 10 2nd-12:10.



Jimmy Graham

2006-07 Final ACC Standings

U BASKETBALL

GAME 31- (ACC Tour. First Round) - Miami 67, Maryland 62

March 8, 2007

St. Pete Times Forum, Tampa, Fla.

Jack McClinton scored 17 points, Brian Asbury added 12 and undermanned Miami upset No. 17 Maryland 67-62 in the opening round of the Atlantic Coast Conference tournament Thursday.

The 12th-seeded Hurricanes nearly squandered a 15-point lead in the second half, but McClinton and Asbury combined to make five consecutive free throws in the final 34 seconds to snap the Terrapins' seven-game winning streak.

Maryland (24-7), the tournament's fifth seed, trailed 44-29 early in the second half and chipped away at the deficit with a tenacious full-court press that forced Miami into several turnovers.

The Hurricanes (12-19) worked the clock for much of the second half and seemed content to try to hold onto the lead. It nearly backfired when James Gist's one-handed slam made it a one-point game, 63-62.

But Asbury made four straight free throws down the stretch to seal the victory. He was 8-of-9 from the line and added seven rebounds.

Dwayne Collins had 12 points and 12 boards for the Hurricanes. Jimmy Graham had nine points, seven rebounds and five blocked shots. Miami finished with 19 offensive rebounds - giving the 'Canes enough second-chance shots to build the big lead.

Mike Jones led the Terrapins with 15 points. D.J. Strawberry added 13, and Gist finished with 12. Ekene Ibekwe had eight points, eight rebounds and four blocked shots before fouling out with 2:01 remaining.

Not only did Maryland give up too many offensive rebounds, the team struggled from the field. The Terrapins shot 39 percent from the floor and 17 percent (3-of-18) from 3-point range. They also missed 11 free throws.

Eric Hayes had a shot to tie the game with about 10 seconds to play, but his 3-pointer came up short. Greivis Vasquez got the rebound and forced up a desperation shot that missed the rim entirely.

VISITORS: University of Miami 12-19 (4-12 ACC)

#	Player		tot-fig	3-pt	ft-fta	rebounds	pf	tp	a	to	blk	s	min
			fg-fga	fg-fga		of-de-tot							
21	Dwayne Collins	f	4-10	0-0	4-6	5-7-12	1	12	0	2	0	1	33
44	Keaton Copeland	f	0-1	0-0	0-1	2-2-4	3	0	1	3	0	1	14
12	Anthony Harris	g	1-8	0-0	4-4	0-1-1	4	6	1	6	0	0	25
32	Brian Asbury	g	2-8	0-2	8-9	1-6-7	3	12	0	2	1	2	39
33	Jack McClinton	g	6-14	2-5	3-4	0-2-2	4	17	1	3	0	0	28
00	Jimmy Graham		4-7	0-0	1-2	4-3-7	3	9	0	1	5	1	20
20	Lawrence Gilbert		0-0	0-0	0-0	0-0-0	0	0	0	0	0	0	3
23	James Dews	g	2-9	1-3	0-0	3-2-5	3	5	1	0	1	1	24
42	Raymond Hicks		2-3	0-0	2-2	1-0-1	3	6	0	1	0	1	14
	TEAM												
	Totals		21-60	3-10	22-28	19-23-42	24	67	4	18	7	7	200

TOTAL FG% 1st Half: 14-34 41.2% 2nd Half: 7-26 26.9% Game: 35.0% DEADBALL
 3-Pt. FG% 1st Half: 2-7 28.6% 2nd Half: 1-3 33.3% Game: 30.0% REBOUNDS
 F Throw % 1st Half: 7-8 87.5% 2nd Half: 15-20 75.0% Game: 78.6% 4,2

HOME TEAM: Maryland 24-8 (10-6 ACC)

#	Player		tot-fig	3-pt	ft-fta	rebounds	pf	tp	a	to	blk	s	min
			fg-fga	fg-fga		of-de-tot							
15	James Gist	f	5-9	0-0	2-4	4-4-8	4	12	1	2	1	2	32
25	Ekene Ibekwe	f	2-7	0-1	4-8	1-7-8	5	8	2	2	4	2	26
02	D.J. Strawberry	g	4-12	0-4	5-6	1-3-4	4	13	2	6	0	3	34
21	Greivis Vasquez	g	4-10	1-4	0-0	1-2-3	3	9	5	4	0	3	33
23	Mike Jones	g	6-14	2-7	1-2	1-1-2	3	15	0	1	1	1	30
05	Eric Hayes		0-3	0-2	0-0	0-1-1	0	0	2	0	0	0	21
24	Parrish Brown		0-0	0-0	0-0	1-1-2	1	0	1	0	0	0	3
31	Will Bowers		0-0	0-0	0-0	0-0-0	1	0	0	0	1	0	7
35	Dave Neal		0-0	0-0	0-0	0-0-0	2	0	0	0	0	0	2
50	Bambale Osby		1-2	0-0	3-6	1-1-2	2	5	0	1	0	0	12
	TEAM												
	Totals		22-57	3-18	15-26	13-21-34	25	62	13	16	7	11	200

TOTAL FG% 1st Half: 8-22 36.4% 2nd Half: 14-35 40.0% Game: 38.6% DEADBALL
 3-Pt. FG% 1st Half: 2-7 28.6% 2nd Half: 1-11 9.1% Game: 16.7% REBOUNDS
 F Throw % 1st Half: 6-12 50.0% 2nd Half: 9-14 64.3% Game: 57.7% 8,1

Officials: Karl Hess, Ray Natili, Mike Eades
 Technical fouls: Miami-None. Maryland-None.
 Attendance: 22269

Score by Periods	1st	2nd	Total
Miami	37	30	67
Maryland	24	38	62

Points in the paint-UM 26, MD 34. Points off turnovers-UM 21, MD 20.
 2nd chance points-UM 23, MD 8. Fast break points-UM 0, MD 6.
 Bench points-UM 20, MD 5. Score tied-3 times. Lead changed-1 time.
 Last FG-UM 2nd-03:11, MD 2nd-00:23.
 Largest lead-UM by 15 2nd-18:16, MD by 5 1st-16:29.

GAME 32- (ACC Tour. Quarterfinals)- Boston College 74, Miami 71 (OT)

March 9, 2007

St. Pete Times Forum, Tampa, Fla.

Tyrese Rice scored a career-high 32 points, including a key 3-pointer near the end of regulation and two huge free throws in overtime, to propel Boston College to a 74-71 victory over Miami in the second round of the Atlantic Coast Conference tournament Friday.

Rice carried the Eagles for much of the game and essentially picked up the slack for leading scorer and conference player of the year Jared Dudley who finished with 12 points.

Dudley was quiet most of the game but stepped up in overtime, hitting a jumper and then converting a three-point play that put fourth-seeded Boston College (20-10) ahead 72-71 with 1:51 remaining.

The 12th-seeded Hurricanes (12-20) had several shots to regain the lead - and avoid a season-ending loss - but none of them fell. Anthony Harris missed a 3-pointer, and Jack McClinton's baseline scoop shot hit the side of the backboard. Miami was then forced to foul, and Rice made both free throws to make it a three-point game with 3.1 seconds to play.

The 'Canes had one final chance, but Harris couldn't get a 3-pointer off before the final buzzer.

Rice finished 9-of-14 from the field, 6-of-10 from 3-point range and 8-of-13 from the free throw line. John Oates added 14 points for the Eagles, who won for just the second time in six games.

Boston College advanced to face eighth-ranked and top-seeded North Carolina in the semifinals Saturday. The Tar Heels handled Florida State earlier in the day.

Miami, coming off a surprising win against Maryland in the first round, hadn't won consecutive conference games all season. But the team led by as many as 14 points early in the second half and was ahead 62-54 with 4 minutes to play. Boston College steadily chipped away at the lead, but needed Rice's 3-pointer to send it into overtime.

Rice's long-range shot landed softly on the front of the rim, hit the backboard and fell through with 31.4 seconds to play. Harris missed a game-winning shot on the other end.

Harris finished with 15 points, Jack McClinton had 16 and Jimmy Graham added 12 before fouling out with about 2 minutes to play in overtime.

VISITORS: University of Miami 12-20 (4-12 ACC)

#	Player		tot-fig	3-pt	ft-fta	rebounds	pf	tp	a	to	blk	s	min
			fg-fga	fg-fga		of-de-tot							
21	Dwayne Collins	f	4-7	0-0	0-0	1-2-3	1	8	0	2	1	0	36
44	Keaton Copeland	f	1-1	0-0	0-0	1-1-2	3	2	0	0	0	0	10
12	Anthony Harris	g	6-11	3-4	0-0	0-3-3	4	15	3	3	0	0	39
32	Brian Asbury	g	4-8	0-1	0-0	3-3-6	3	8	1	1	1	0	34
33	Jack McClinton	g	4-11	4-8	4-4	0-0-0	1	16	5	1	0	0	41
00	Jimmy Graham		5-9	0-0	2-2	3-1-4	5	12	0	4	1	1	27
23	James Dews		3-6	0-2	0-0	0-2-2	1	6	0	0	0	1	23
42	Raymond Hicks		2-2	0-0	0-0	0-2-2	2	4	1	1	0	0	15
	TEAM												
	Totals		29-55	7-15	6-6	9-16-25	20	71	10	12	3	2	225

TOTAL FG% 1st Half: 15-24 62.5% 2nd Half: 11-23 47.8% Game: 52.7% DEADBALL
 3-Pt. FG% 1st Half: 4-6 66.7% 2nd Half: 2-5 40.0% Game: 46.7% REBOUNDS
 F Throw % 1st Half: 4-4 100% 2nd Half: 2-2 100% Game: 100% 1,1

HOME TEAM: Boston College 20-10 (10-6 ACC)

#	Player		tot-fig	3-pt	ft-fta	rebounds	pf	tp	a	to	blk	s	min
			fg-fga	fg-fga		of-de-tot							
03	DUDLEY, Jared	f	3-9	0-3	6-7	4-1-5	3	12	4	5	1	1	45
22	ROCHE, Tyler	f	2-2	1-1	0-0	0-0-0	1	5	1	1	0	0	20
32	OATES, John	c	5-10	3-6	1-2	0-3-3	2	14	1	0	0	0	34
04	RICE, TYRESE	g	9-14	6-10	8-13	3-2-5	1	32	3	4	0	2	45
23	MARSHALL, Sean	g	2-10	1-5	0-0	0-4-4	3	5	1	0	0	1	37
00	HAYNES, Marquez		1-2	0-0	0-0	1-0-1	0	2	0	0	0	0	7
21	NEVILLE, Tyler		0-0	0-0	0-0	0-0-0	0	0	0	0	0	0	1
34	SPEARS, Shamari		0-1	0-0	0-0	0-1-1	2	0	0	3	0	0	9
44	BLAIR, Tyrelle		1-2	0-0	2-2	2-3-5	1	4	1	0	1	0	27
	TEAM												
	Totals		23-50	11-25	17-24	13-16-29	13	74	11	13	2	4	225

TOTAL FG% 1st Half: 11-27 40.7% 2nd Half: 9-18 50.0% Game: 46.0% DEADBALL
 3-Pt. FG% 1st Half: 5-10 50.0% 2nd Half: 5-12 41.7% Game: 44.0% REBOUNDS
 F Throw % 1st Half: 1-3 33.3% 2nd Half: 13-18 72.2% Game: 70.8% 4

Officials: Bryan Kersey, Tim Nestor, Sean Hull
 Technical fouls: Miami-Jimmy Graham. Boston College-None.
 Attendance: 22269

Score by Periods	1st	2nd	OT	Total
Miami	38	26	7	71
Boston College	28	36	10	74

Points in the paint-UM 34, BC 16. Points off turnovers-UM 11, BC 15.
 2nd chance points-UM 11, BC 14. Fast break points-UM 5, BC 0.
 Bench points-UM 22, BC 6. Score tied-6 times. Lead changed-4 times.
 Last FG-UM OT-02:11, BC OT-01:51.
 Largest lead-UM by 14 2nd-18:28, BC by 3 1st-18:56.

2006-07 ACC Standings/Tournament Results

UBASKETBALL

Team	ACC Games			Hm	Rd	W	L	Pct.	Overall			Last 10
	W	L	Pct.						Hm	Rd	Neu	
North Carolina	11	5	.688	7-1	4-4	31	7	.816	16-1	6-4	9-2	7-3
Virginia	11	5	.688	8-0	3-5	21	11	.656	16-1	3-6	2-4	5-5
Maryland	10	6	.625	6-2	4-4	25	9	.735	17-2	5-4	3-3	7-3
Virginia Tech	10	6	.625	6-2	4-4	22	12	.647	13-2	5-5	4-5	5-5
Boston College	10	6	.625	6-2	4-4	21	12	.636	14-4	5-6	2-2	4-6
Duke	8	8	.500	4-4	4-4	22	11	.667	15-4	5-4	2-3	4-6
Georgia Tech	8	8	.500	7-1	1-7	20	12	.645	17-1	1-8	2-3	6-4
Clemson	7	9	.438	4-4	3-5	25	11	.694	16-4	6-5	3-2	6-4
Florida State	7	9	.438	5-3	2-6	22	13	.629	16-3	4-9	2-1	5-5
NC State	5	11	.313	3-5	2-6	20	16	.556	14-6	3-8	3-2	6-4
Wake Forest	5	11	.313	4-4	1-7	15	16	.484	12-5	2-9	1-2	5-5
Miami	4	12	.250	3-5	1-7	12	20	.375	8-7	3-9	1-4	3-7

2007 ACC Basketball Tournament St. Pete Times Forum - Tampa, Fla.

Thursday, March 8

#9 Florida State d. #8 Clemson	67-66
#12 Miami d. #5 Maryland	67-62
#10 NC State d. #7 Duke	85-80 (ot)
#11 Wake Forest d. #6 Georgia Tech	114-112 (2ot)

Friday, March 9

#1 North Carolina d. #9 Florida State	73-58
#4 Boston College d. #12 Miami	74-71 (ot)
#10 NC State d. #2 Virginia	79-71
#3 Virginia Tech d. #11 Wake Forest	71-52

Saturday, March 10

#1 North Carolina d. #4 Boston College	71-56
#10 NC State d. #3 Virginia Tech	72-64

Sunday, March 11

#1 North Carolina d. #10 NC State	89-80
-----------------------------------	-------

2007 All-ACC Tournament Teams

First Team

Brandan Wright (MVP), North Carolina
Wayne Ellington, North Carolina
Ty Lawson, North Carolina
Brandon Costner, NC State
Gavin Grant, NC State

Second Team

Courtney Fells, NC State
Ben McCauley, NC State
Engin Atsur, NC State
Al Thornton, Florida State
Tyrese Rice, Boston College

2006-07 ACC Awards

Player of the Year	Jared Dudley, Boston College
Coach of the Year	Dave Leitao, Virginia
Rookie of the Year	Brandan Wright, North Carolina
Defensive Player of the Year	Jamon Gordon, Virginia Tech

2006-07 All-ACC

First Team (1st Team Votes)

Jared Dudley, Sr., Boston College* (106)	318
Tyler Hansbrough, So., North Carolina* (106)	318
Al Thornton, Sr., Florida State* (106)	318
Sean Singletary, Jr., Virginia (100)	312
Zabian Dowdell, Sr., Virginia Tech (90)	302
*unanimous 1st team	

Second Team

J.R. Reynolds, Sr., Virginia (20)	232
D.J. Strawberry, Sr., Maryland (2)	180
Tyrese Rice, So., Boston College	177
Josh McRoberts, So., Duke	159
Brandan Wright, Fr., North Carolina	150

Third Team

Kyle Visser, Sr., Wake Forest	120
Javaris Crittenton, Fr., Georgia Tech	104
Brandon Costner, Fr., NC State	94
Jamon Gordon, Sr., Virginia Tech	61
Jack McClinton, So., Miami	48

Honorable Mention (20 or more points)

Ben McCauley, So., NC State	36
James Mays, Jr., Clemson	34
DeMarcus Nelson, Jr., Duke	34
James Gist, Jr., Maryland	28
Ekene Ibekwe, Sr., Maryland	22

2007 All-Freshman Team

Javaris Crittenton, Georgia Tech*	106
Brandan Wright, North Carolina*	106
Brandon Costner, NC State	95
Ty Lawson, North Carolina	64
Jon Scheyer, Duke	54
*unanimous	

Honorable Mention (20 or more votes)

Thaddeus Young, Georgia Tech	42
Greivis Vasquez, Maryland	37

2007 All-Defensive Team

Jamon Gordon, Virginia Tech	96
Ekene Ibekwe, Maryland	65
Zabian Dowdell, Virginia Tech	59
D.J. Strawberry, Maryland	55
Josh McRoberts, Duke	46

Honorable Mention (20 or more votes)

Mario West, Georgia Tech	33
DeMarcus Nelson, Duke	25
James Mays, Clemson	24
Vernon Hamilton, Clemson	20

2006-07 ACC Individual Basketball Statistics

BASKETBALL

SCORING

# Player-Team	Cl	G	FG	3FG	FT	Pts	Avg/G
1. Al Thornton-FS	SR	35	244	36	166	690	19.7
2. Jared Dudley-BC	SR	30	195	39	142	571	19.0
3. Sean Singletary-VA	JR	32	170	79	190	609	19.0
4. Tyler Hansbrough-NC	SO	38	228	1	242	699	18.4
5. J.R. Reynolds-VA	SR	32	181	62	164	588	18.4
6. Tyrese Rice-BC	SO	33	185	59	151	580	17.6
7. Zabian Dowdell-VT	SR	34	197	44	154	592	17.4
8. Kyle Visser-WF	SR	31	188	0	150	526	17.0
9. Brandon Costner-ST	FR	36	193	61	158	605	16.8
10. Jack McClinton-UM	SO	31	163	91	102	519	16.7
11. D.J. Strawberry-MD	SR	34	184	35	102	505	14.9
12. Sean Marshall-BC	SR	33	181	50	76	488	14.8
13. Brandon Wright-NC	FR	37	228	0	89	545	14.7
14. Gavin Grant-ST	JR	36	181	29	138	529	14.7
15. Ben McCauley-UM	SO	36	211	0	96	518	14.4
16. Javaris Crittenton-GT	FR	32	158	36	108	460	14.4
17. Thaddeus Young-GT	FR	31	177	39	52	445	14.4
18. DeMarcus Nelson-DU	JR	33	174	44	73	465	14.1
19. K.C. Rivers-CU	SO	36	183	88	50	504	14.0
20. Mike Jones-MD	SR	34	167	81	53	468	13.8
21. Josh McRoberts-DU	SO	33	164	5	97	430	13.0
22. Toney Douglas-FS	SO	30	143	31	63	380	12.7
23. James Gist-MD	JR	34	169	9	83	430	12.6
24. Vernon Hamilton-CU	SR	36	178	37	49	442	12.3
25. James Mays-CU	JR	36	172	7	88	439	12.2

REBOUNDING

# Player-Team	Cl	G	OFF	DEF	TOT	Avg/G
1. Jared Dudley-BC	SR	30	91	157	248	8.3
2. Tyler Hansbrough-NC	SO	38	117	184	301	7.9
3. Josh McRoberts-DU	SO	33	69	191	260	7.9
4. Ekene Ibekwe-MD	SR	33	95	161	256	7.8
5. Kyle Visser-WF	SR	31	89	140	229	7.4
6. Brandon Costner-ST	FR	36	55	209	264	7.3
7. James Gist-MD	JR	34	76	170	246	7.2
8. Al Thornton-FS	SR	35	106	145	251	7.2
9. Ben McCauley-UM	SO	36	86	161	247	6.9
10. Dwayne Collins-UM	FR	32	105	102	207	6.5
11. James Mays-CU	JR	36	98	134	232	6.4
12. Trevor Booker-CU	FR	36	112	120	232	6.4
13. Jason Cain-VA	SR	32	65	137	202	6.3
14. Brandon Wright-NC	FR	37	77	152	229	6.2
15. Jeremis Smith-GT	JR	32	77	113	190	5.9
16. Brian Asbury-UM	SO	32	73	117	190	5.9
17. Reyshawn Terry-NC	SR	38	47	157	204	5.4
18. DeMarcus Nelson-DU	JR	33	45	132	177	5.4
19. Deron Washington-VT	JR	34	64	117	181	5.3
20. Ra'Sean Dickey-GT	JR	32	54	116	170	5.3

FIELD GOAL PCT (Min. 5.0 made per game)

# Player-Team	Cl	G	FG	FGA	Pct
1. Brandon Wright-NC	FR	37	228	353	646
2. Ben McCauley-UM	SO	36	211	361	584
3. Kyle Visser-WF	SR	31	188	322	584
4. Jared Dudley-BC	SR	30	195	347	562
5. Al Thornton-FS	SR	35	244	460	530
6. Tyler Hansbrough-NC	SO	38	228	434	525
7. Thaddeus Young-GT	FR	31	177	370	478
8. DeMarcus Nelson-DU	JR	33	174	364	478
9. D.J. Strawberry-MD	SR	34	184	386	477
10. Brandon Costner-ST	FR	36	193	407	474

ASSISTS

# Player-Team	Cl	G	Assists	Avg/G
1. Ishmael Smith-WF	FR	31	186	6.00
2. Javaris Crittenton-GT	FR	32	184	5.75
3. Ty Lawson-NC	FR	38	213	5.61
4. Tyrese Rice-BC	SO	33	178	5.39
5. Sean Singletary-VA	JR	32	151	4.72
6. Greivis Vasquez-MD	FR	34	157	4.62
7. Jaron Gordon-VT	SR	34	154	4.53
8. Cliff Hammonds-CU	JR	36	147	4.08
9. Eric Hayes-MD	FR	34	132	3.88
10. Jaron Grant-ST	JR	36	137	3.81

FREE THROW PCT (Min. 2.5 made per game)

# Player-Team	Cl	G	FTM	FTA	Pct
1. Jack McClinton-UM	SO	31	102	114	.895
2. Sean Singletary-VA	JR	32	190	218	.872
3. Jon Scheyer-DU	FR	33	115	136	.846
4. J.R. Reynolds-VA	SR	32	164	197	.832
5. Zabian Dowdell-VT	SR	34	154	191	.806
6. Tyrese Rice-BC	SO	33	151	190	.795
7. Al Thornton-FS	SR	35	166	210	.790
8. Javaris Crittenton-GT	FR	32	108	138	.783
9. Tyler Hansbrough-NC	SO	38	242	315	.768
10. Jared Dudley-BC	SR	30	142	191	.743

STEALS

# Player-Team	Cl	G	Steals	Avg/G
1. Jaron Gordon-VT	SR	34	94	2.76
2. Zabian Dowdell-VT	SR	34	71	2.09
3. Javaris Crittenton-GT	FR	32	65	2.03
4. D.J. Strawberry-MD	SR	34	69	2.03
5. Vernon Hamilton-CU	SR	36	70	1.94
6. James Mays-CU	JR	36	69	1.92
7. Cliff Hammonds-CU	JR	36	60	1.67
8. Mario Lawson-GT	SR	32	52	1.63
9. Ty Lawson-NC	FR	38	58	1.53
10. Al Thornton-FS	SR	35	53	1.51

3-POINT FG PCT (Min. 2.5 made per game)

# Player-Team	Cl	G	3FG	FGA	Pct
1. Jack McClinton-UM	SO	31	91	207	.440

3-POINT FG MADE

# Player-Team	Cl	G	3FG	Avg/G
1. Jack McClinton-UM	SO	31	91	2.94
2. Sean Singletary-VA	JR	32	79	2.47
3. K.C. Rivers-CU	SO	36	88	2.44
4. Mike Jones-MD	SR	34	81	2.38
5. Cliff Hammonds-CU	JR	36	75	2.08
6. Greg Paulus-DU	SO	33	68	2.06
7. Isaiah Swann-FS	JR	35	68	1.94
8. A.D. Vassallo-VT	SO	34	66	1.94
9. J.R. Reynolds-VA	SR	32	62	1.94
10. Anthony Morrow-GT	JR	32	61	1.91

BLOCKED SHOTS

# Player-Team	Cl	G	Blocks	Avg/G
1. Ekene Ibekwe-MD	SR	33	88	2.67
2. Josh McRoberts-DU	SO	33	82	2.48
3. Trevor Booker-CU	FR	36	78	2.17
4. James Gist-MD	JR	34	72	2.12
5. Tyrelle Blair-BC	JR	30	62	2.07
6. Brandon Wright-NC	FR	37	65	1.76
7. Kyle Visser-WF	SR	31	42	1.35
8. Al Thornton-FS	SR	35	40	1.14
9. Coleman Collins-VT	SR	33	36	1.09
10. Deron Washington-VT	JR	34	35	1.03

ASSIST/TURNOVER RATIO (Min. 3.0 assists/game)

# Player-Team	Cl	G	Asst	Turn	Avg	Ratio	
1. Ty Lawson-NC	FR	38	213	5.6	83	2.2	2.57
2. Cliff Hammonds-CU	JR	36	147	4.1	59	1.6	2.49
3. Jaron Gordon-VT	SR	34	154	4.5	77	2.3	2.00
4. Eric Hayes-MD	FR	34	132	3.9	72	2.1	1.83
5. Denis Clemente-UM	SO	27	89	3.3	50	1.9	1.78
6. Greivis Vasquez-MD	FR	34	157	4.6	92	2.7	1.71
7. Ishmael Smith-WF	FR	31	186	6.0	112	3.6	1.66
8. Tyrese Rice-BC	SO	33	178	5.4	110	3.3	1.62
9. D.J. Strawberry-MD	SR	34	119	3.5	74	2.2	1.61
10. Zabian Dowdell-VT	SR	34	106	3.1	67	2.0	1.58

OFFENSIVE REBOUNDS

# Player-Team	Cl	G	No.	Avg/G
1. Dwayne Collins-UM	FR	32	105	3.28
2. Trevor Booker-CU	FR	36	112	3.11
3. Tyler Hansbrough-NC	SO	38	117	3.08
4. Jared Dudley-BC	SR	30	91	3.03
5. Al Thornton-FS	SR	35	106	3.03
6. Ekene Ibekwe-MD	SR	33	95	2.88
7. Kyle Visser-WF	SR	31	89	2.87
8. James Mays-CU	JR	36	98	2.72
9. Jeremis Smith-GT	JR	32	77	2.41
10. Ben McCauley-UM	SO	36	86	2.39

DEFENSIVE REBOUNDS

# Player-Team	Cl	G	No.	Avg/G
1. Brandon Costner-ST	FR	36	209	5.81
2. Josh McRoberts-DU	SO	33	191	5.79
3. Jared Dudley-BC	SR	30	157	5.23
4. James Gist-MD	JR	34	170	5.00
5. Ekene Ibekwe-MD	SR	33	161	4.88
6. Tyler Hansbrough-NC	SO	38	184	4.84
7. Kyle Visser-WF	SR	31	140	4.52
8. Ben McCauley-UM	SO	36	161	4.47
9. Jason Cain-VA	SR	32	137	4.28
10. Gavin Grant-ST	JR	36	152	4.22

MINUTES PLAYED

# Player-Team	Cl	G	Minutes	Avg/G
1. Jared Dudley-BC	SR	30	1152	38.40
2. Tyrese Rice-BC	SO	33	1208	36.61
3. Gavin Grant-ST	JR	36	1313	36.47
4. Josh McRoberts-DU	SO	33	1164	35.27
5. Ben McCauley-UM	SO	36	1243	34.53
6. Brandon Costner-ST	FR	36	1239	34.42
7. Zabian Dowdell-VT	SR	34	1148	33.76
8. Jon Scheyer-DU	FR	33	1112	33.70
9. Cliff Hammonds-CU	JR	36	1204	33.44
10. Sean Singletary-VA	JR	32	1064	33.25



James Dews

2006-07 ACC Team Basketball Statistics

UBASKETBALL

SCORING OFFENSE

## Team	G	W-L	Pts	Avg/G
1. North Carolina	38	31-7	3258	85.7
2. Maryland	34	25-9	2885	79.0
3. Georgia Tech	32	20-12	2515	78.6
4. Virginia	32	21-11	2463	77.0
5. Florida State	35	22-13	2607	74.5
6. Boston College	33	21-12	2453	74.3
7. Wake Forest	31	15-16	2288	73.8
8. Clemson	36	25-11	2636	73.2
9. NC State	36	20-16	2580	71.7
10. Virginia Tech	34	22-12	2430	71.5
11. Miami	32	12-20	2279	71.2
12. Duke	33	22-11	2323	70.4

SCORING DEFENSE

## Team	G	Pts	Avg/G
1. Duke	33	2047	62.0
2. Virginia Tech	34	2181	64.1
3. Clemson	36	2365	65.7
4. Maryland	34	2295	67.5
5. North Carolina	38	2608	68.6
6. Florida State	35	2414	69.0
7. Georgia Tech	32	2222	69.4
8. Boston College	33	2303	69.8
9. Virginia	32	2267	70.8
10. NC State	36	2574	71.5
11. Miami	32	2332	72.9
12. Wake Forest	31	2369	76.4

SCORING MARGIN

## Team	G	OFF	DEF	Margin
1. North Carolina	38	85.7	68.6	+17.1
2. Maryland	34	79.0	67.5	+11.5
3. Georgia Tech	32	78.6	69.4	+9.2
4. Duke	33	70.4	62.0	+8.4
5. Clemson	36	73.2	65.7	+7.5
6. Virginia Tech	34	71.5	64.1	+7.3
7. Virginia	32	77.0	70.8	+6.1
8. Florida State	35	74.5	69.0	+5.5
9. Boston College	33	74.3	69.8	+4.5
10. NC State	36	71.7	71.5	+0.2
11. Miami	32	71.2	72.9	-1.7
12. Wake Forest	31	73.8	76.4	-2.6

FREE THROW PERCENTAGES

## Team	G	FTM	FTA	Pct
1. Florida State	35	498	657	.758
2. Virginia	32	582	784	.742
3. NC State	36	550	756	.728
4. Boston College	33	573	791	.724
5. North Carolina	38	669	940	.712
6. Miami	32	405	577	.702
7. Maryland	34	547	787	.695
8. Duke	33	481	698	.689
9. Georgia Tech	32	444	652	.681
10. Virginia Tech	34	493	747	.660
11. Wake Forest	31	513	810	.633
12. Clemson	36	354	612	.578

FIELD GOAL PERCENTAGES

## Team	G	FG	FGA	Pct
1. North Carolina	38	1187	2379	.499
2. NC State	36	908	1849	.491
3. Georgia Tech	32	935	1909	.490
4. Florida State	35	936	1947	.481
5. Maryland	34	971	2032	.478
6. Boston College	33	842	1763	.478
7. Clemson	36	1017	2170	.469
8. Duke	33	822	1754	.469
9. Virginia Tech	34	886	1894	.468
10. Wake Forest	31	785	1726	.455
11. Virginia	32	812	1860	.437
12. Miami	32	833	1916	.435

FIELD GOAL PCT DEFENSE

## Team	G	FG	FGA	Pct
1. Maryland	34	823	2117	.389
2. Virginia	32	779	1911	.408
3. North Carolina	38	962	2311	.416
4. Virginia Tech	34	759	1818	.417
5. Duke	33	765	1812	.422
6. Georgia Tech	32	746	1702	.438
7. NC State	36	959	2177	.441
8. Boston College	33	887	1998	.444
9. Clemson	36	878	1954	.449
10. Florida State	35	873	1934	.451
11. Miami	32	779	1681	.463
12. Wake Forest	31	846	1808	.468

3-POINT FIELD GOAL PERCENTAGES

## Team	G	FG	FGA	Pct
1. Maryland	34	196	509	.385
2. Duke	33	198	520	.381
3. Florida State	35	237	624	.380
4. Georgia Tech	32	201	540	.372
5. Wake Forest	31	205	556	.369
6. Virginia	32	257	706	.364
7. Virginia Tech	34	163	449	.363
8. North Carolina	38	215	600	.358
9. NC State	36	214	599	.357
10. Miami	32	208	588	.354
11. Boston College	33	196	562	.349
12. Clemson	36	248	725	.342

3-POINT FIELD GOAL PCT DEFENSE

## Team	G	FG	FGA	Pct
1. Virginia Tech	34	205	679	.302
2. Duke	33	139	441	.315
3. Boston College	33	188	571	.329
4. Georgia Tech	32	200	605	.331
5. Florida State	35	216	647	.334
6. North Carolina	38	254	751	.338
7. Clemson	36	195	565	.345
8. Virginia	32	239	687	.348
9. Virginia Tech	34	227	650	.349
10. Wake Forest	31	212	606	.350
11. NC State	36	259	707	.366
12. Miami	32	259	677	.383

REBOUNDING OFFENSE

## Team	G	Reb	Avg/G
1. North Carolina	38	1551	40.8
2. Virginia	32	1248	39.0
3. Maryland	34	1325	39.0
4. Georgia Tech	32	1166	36.4
5. Duke	33	1165	35.3
6. Wake Forest	31	1094	35.3
7. Miami	32	1124	35.1
8. Clemson	36	1264	35.1
9. Boston College	33	1142	34.6
10. Virginia Tech	34	1131	33.3
11. NC State	36	1157	32.1
12. Florida State	35	1104	31.5

REBOUNDING DEFENSE

## Team	G	Reb	Avg/G
1. Duke	33	1004	30.4
2. Georgia Tech	32	982	30.7
3. Florida State	35	1108	31.7
4. North Carolina	38	1227	32.3
5. Boston College	33	1087	32.9
6. Clemson	36	1194	33.2
7. Miami	32	1062	33.2
8. NC State	36	1209	33.6
9. Virginia Tech	34	1151	33.9
10. Virginia	32	1104	34.5
11. Wake Forest	31	1089	35.1
12. Maryland	34	1256	36.9

REBOUNDING MARGIN

## Team	G	TEAM	Avg	OPP	Avg	Margin
1. North Carolina	38	1551	40.8	1227	32.3	+8.5
2. Georgia Tech	32	1166	36.4	982	30.7	+5.7
3. Duke	33	1165	35.3	1004	30.4	+4.9
4. Virginia	32	1248	39.0	1104	34.5	+4.5
5. Maryland	34	1325	39.0	1256	36.9	+2.0
6. Clemson	36	1264	35.1	1194	33.2	+1.9
7. Miami	32	1124	35.1	1062	33.2	+1.9
8. Boston College	33	1142	34.6	1087	32.9	+1.7
9. Wake Forest	31	1094	35.3	1089	35.1	+0.2
10. Florida State	35	1104	31.5	1108	31.7	-0.1
11. Virginia Tech	34	1131	33.3	1151	33.9	-0.6
12. NC State	36	1157	32.1	1209	33.6	-1.4

BLOCKED SHOTS

## Team	G	Blocks	Avg/G
1. Maryland	34	233	6.85
2. Boston College	33	191	5.79
3. Clemson	36	191	5.31
4. Duke	33	157	4.76
5. Virginia Tech	34	159	4.68
6. North Carolina	38	173	4.55
7. Georgia Tech	32	114	3.56
8. NC State	36	122	3.39
9. Florida State	35	116	3.31
10. Virginia	32	103	3.22
11. Wake Forest	31	95	3.06
12. Miami	32	93	2.91

ASSISTS

## Team	G	Assists	Avg/G
1. North Carolina	38	696	18.32
2. Maryland	34	587	17.26
3. Clemson	36	562	15.61
4. Georgia Tech	32	491	15.34
5. Boston College	33	483	14.64
6. NC State	36	523	14.53
7. Wake Forest	31	414	13.35
8. Virginia Tech	34	449	13.21
9. Duke	33	433	13.12
10. Virginia	32	412	12.88
11. Miami	32	398	12.44
12. Florida State	35	433	12.37

STEALS

## Team	G	Steals	Avg/G
1. Georgia Tech	32	316	9.88
2. Clemson	36	342	9.50
3. Virginia Tech	34	285	8.38
4. North Carolina	38	309	8.13
5. Florida State	35	276	7.89
6. Maryland	34	253	7.44
7. Duke	33	241	7.30
8. Wake Forest	31	199	6.42
9. Miami	32	202	6.31
10. Boston College	33	188	5.70
11. NC State	36	190	5.28
12. Virginia	32	149	4.66

TURNOVER MARGIN

## Team	G	TEAM	Avg	OPP	Avg	Margin
1. Virginia Tech	34	371	10.9	528	15.5	+4.62
2. Clemson	36	512	14.2	625	17.4	+3.14
3. North Carolina	38	524	13.8	613	16.1	+2.34
4. Florida State	35	513	14.7	564	16.1	+1.46
5. Georgia Tech	32	503	15.7	548	17.1	+1.41
6. Miami	32	405	12.7	442	13.8	+1.16
7. Maryland	34	544	16.0	575	16.9	+0.91
8. Virginia	32	437	13.7	429	13.4	-0.25
9. Duke	33	509	15.4	491	14.9	-0.55
10. Wake Forest	31	502	16.2	466	15.0	-1.16
11. Boston College	33	455	13.8	400	12.1	-1.67
12. NC State	36	535	14.9	438	12.2	-2.69

ASSIST/TURNOVER RATIO

## Team	G	Asst	Avg	Turn	Avg	Ratio
1. North Carolina	38	696	18.3	524	13.8	1.33
2. Virginia Tech	34	449	13.2	371	10.9	1.21
3. Clemson	36	562	15.6	512	14.2	1.10
4. Maryland	34	587	17.3	544	16.0	1.08
5. Boston College	33	483	14.6	455	13.8	1.06
6. Miami	32	398	12.4	405	12.7	0.98
7. NC State	36	523	14.5	535	14.9	0.98
8. Georgia Tech	32	491	15.3	503	15.7	0.98
9. Virginia	32	412	12.9	437	13.7	0.94
10. Duke	33	433	13.1	509	15.4	0.85
11. Florida State	35	433	12.4	513	14.7	0.84
12. Wake Forest	31	414	13.4	502	16.2	0.82

OFFENSIVE REBOUNDS

## Team	G	No.	Avg/G
1. Miami	32	451	14.09
2. Georgia Tech	32	445	13.91
3. North Carolina	38	522	13.74
4. Clemson	36	489	13.58
5. Virginia	32	422	13.19
6. Maryland	34	437	12.85
7. Wake Forest	31	373	12.03
8. Boston College	33	394	11.94
9. Duke	33	379	11.48
10. Virginia Tech	34	366	10.76
11. Florida State	35	375	10.71
12. NC State	36	294	8.17

DEFENSIVE REBOUNDS

## Team	G	No.	Avg/G
1. North Carolina	38	1029	27.08
2. Maryland	34	888	26.12
3. Virginia	32	826	25.81
4. NC State	36	863	23.97
5. Duke	33	786	23.82
6. Wake Forest	31	721	23.26
7. Boston College			

2006-07 ACC Individual Basketball Statistics

UNIVERSITY OF MIAMI BASKETBALL

(ACC Games only)

SCORING

#	Player-Team	Cl	G	FG	3FG	FT	Pts	Avg/G
1.	Al Thornton-FS	SR	16	131	22	92	376	23.5
2.	J.R. Reynolds-VA	SR	16	97	34	92	320	20.0
3.	Zabian Dowdell-VT	SR	16	97	16	107	317	19.8
4.	Tyler Hansbrough-NC	SO	16	100	0	116	316	19.8
5.	Jared Dudley-BC	SR	16	103	24	82	312	19.5
6.	Tyrese Rice-BC	SO	16	91	23	82	287	17.9
7.	Sean Singletary-VA	JR	16	88	41	66	283	17.7
8.	Brandon Costner-ST	FR	16	79	32	67	257	16.1
9.	Javaris Crittenton-GT	FR	16	88	21	59	256	16.0
10.	Jack McClinton-UM	SO	16	80	46	44	250	15.6
11.	Kyle Visser-WF	SR	16	84	0	77	245	15.3
	Gavin Grant-ST	JR	16	86	14	59	245	15.3
13.	Sean Marshall-BC	SR	16	84	24	44	236	14.8
14.	Brandon Wright-NC	FR	16	99	0	33	231	14.4
15.	DeMarcus Nelson-DU	JR	16	91	20	21	223	13.9
16.	Jon Scheyer-DU	FR	16	62	33	65	222	13.9
	James Gist-MD	JR	16	88	7	39	222	13.9
18.	D.J. Strawberry-MD	SR	16	83	13	39	218	13.6
19.	Greg Paulus-DU	SO	16	75	37	26	213	13.3
	Vernon Hamilton-CU	SR	16	87	19	20	213	13.3
21.	James Mays-CU	JR	16	78	5	51	212	13.3
22.	Thaddeus Young-GT	FR	16	87	19	17	210	13.1
23.	Mike Jones-MD	SR	16	75	29	29	208	13.0
24.	Josh McRoberts-DU	SO	16	83	2	38	206	12.9
25.	Ben McCauley-ST	SO	16	84	0	37	205	12.8

REBOUNDING

#	Player-Team	Cl	G	OFF	DEF	TOT	Avg/G
1.	Al Thornton-FS	SR	16	58	82	140	8.8
2.	Tyler Hansbrough-NC	SO	16	51	86	137	8.6
3.	Jared Dudley-BC	SR	16	43	92	135	8.4
4.	Josh McRoberts-DU	SO	16	32	93	125	7.8
5.	Ekene Ibekwe-MD	SR	16	46	77	123	7.7
6.	Brandon Costner-ST	FR	16	27	91	118	7.4
7.	Dwayne Collins-UM	FR	16	66	51	117	7.3
8.	James Gist-MD	JR	16	33	81	114	7.1
9.	Jason Cain-VA	SR	16	30	83	113	7.1
10.	Ben McCauley-ST	SO	16	38	66	104	6.5
11.	Kyle Visser-WF	SR	16	39	63	102	6.4
12.	Brian Asbury-UM	SO	16	38	62	100	6.3
	Deron Washington-VT	JR	16	35	65	100	6.3
14.	Brandon Wright-NC	FR	16	34	65	99	6.2
15.	Trevor Booker-CU	FR	16	45	47	92	5.8
	James Mays-CU	JR	16	42	50	92	5.8
17.	Jeremis Smith-GT	JR	16	38	52	90	5.6
18.	Reyshawn Terry-NC	SR	16	21	62	83	5.2
19.	Coleman Collins-VT	SR	16	29	51	80	5.0
20.	David McClure-DU	SO	16	29	50	79	4.9
	Sean Singletary-VA	JR	16	20	59	79	4.9

FIELD GOAL PCT (Min. 5.0 made per game)

#	Player-Team	Cl	G	FG	FGA	Pct
1.	Brandon Wright-NC	FR	16	99	153	.647
2.	Jared Dudley-BC	SR	16	103	182	.566
3.	Ben McCauley-ST	SO	16	84	152	.553
4.	James Gist-MD	JR	16	88	161	.547
5.	Tyler Hansbrough-NC	SO	16	100	185	.541
6.	Josh McRoberts-DU	SO	16	83	158	.525
7.	Al Thornton-FS	SR	16	131	253	.518
8.	Kyle Visser-WF	SR	16	84	163	.515
9.	Gavin Grant-ST	JR	16	86	174	.494
10.	Zabian Dowdell-VT	SR	16	97	201	.483

ASSISTS

#	Player-Team	Cl	G	Assists	Avg/G
1.	Javaris Crittenton-GT	FR	16	86	5.38
2.	Ty Lawson-NC	FR	16	84	5.25
3.	Tyrese Rice-BC	SO	16	83	5.19
4.	Ishmael Smith-WF	FR	16	81	5.06
5.	Greivis Vasquez-MD	FR	16	79	4.94
6.	Engin Atsur-ST	SR	12	57	4.75
7.	Cliff Hammonds-CU	JR	16	75	4.69
8.	Jamon Gordon-VT	SR	16	73	4.56
9.	Sean Singletary-VA	JR	16	68	4.25
10.	Greg Paulus-DU	SO	16	66	4.13

FREE THROW PCT (Min. 2.5 made per game)

#	Player-Team	Cl	G	FTM	FTA	Pct
1.	Jack McClinton-UM	SO	16	44	49	.898
2.	Jon Scheyer-DU	FR	16	65	74	.878
3.	J.R. Reynolds-VA	SR	16	92	107	.860
4.	Javaris Crittenton-GT	FR	16	59	70	.843
5.	Sean Singletary-VA	JR	16	66	80	.825
6.	Al Thornton-FS	SR	16	92	112	.821
7.	Jason Rich-FS	JR	16	40	49	.816
8.	Brandon Costner-ST	FR	16	67	84	.798
9.	Tyrese Rice-BC	SO	16	82	103	.796
10.	Zabian Dowdell-VT	SR	16	107	135	.793

STEALS

#	Player-Team	Cl	G	Steals	Avg/G
1.	Jamon Gordon-VT	SR	16	38	2.38
2.	Zabian Dowdell-VT	SR	16	36	2.25
3.	Javaris Crittenton-GT	FR	16	34	2.13
4.	Vernon Hamilton-CU	SR	16	29	1.81
	James Mays-CU	JR	16	29	1.81
6.	Jeremis Smith-GT	JR	16	26	1.63
7.	Brian Asbury-UM	SO	16	24	1.50
	DeMarcus Nelson-DU	JR	16	24	1.50
9.	Thaddeus Young-GT	FR	16	23	1.44
	Mario West-GT	SR	16	22	1.38
	Cliff Hammonds-CU	JR	16	22	1.38

3-POINT FG PCT (Min. 2.5 made per game)

#	Player-Team	Cl	G	3FG	FGA	Pct
1.	Jack McClinton-UM	SO	16	46	115	.400
2.	Sean Singletary-VA	JR	16	41	105	.390

3-POINT FG MADE

#	Player-Team	Cl	G	3FG	Avg/G
1.	Jack McClinton-UM	SO	16	46	2.88
2.	Sean Singletary-VA	JR	16	41	2.56
3.	Greg Paulus-DU	SO	16	37	2.31
4.	J.R. Reynolds-VA	SR	16	34	2.13
	Cliff Hammonds-CU	JR	16	34	2.13
6.	K.C. Rivers-CU	SO	16	33	2.06
	Jon Scheyer-DU	FR	16	33	2.06
	Isaiah Swann-FS	JR	16	33	2.06
9.	Brandon Costner-ST	FR	16	32	2.00
10.	A.D. Vassallo-VT	SO	16	31	1.94

BLOCKED SHOTS

#	Player-Team	Cl	G	Blocks	Avg/G
1.	Trevor Booker-CU	FR	16	38	2.38
2.	Tyrelle Blair-BC	JR	14	33	2.36
3.	Josh McRoberts-DU	SO	16	34	2.13
	Ekene Ibekwe-MD	SR	16	34	2.13
5.	James Gist-MD	JR	16	29	1.81
6.	Brandon Wright-NC	FR	16	28	1.75
7.	Coleman Collins-VT	SR	16	20	1.25
8.	Cheick Diakite-VT	SO	16	18	1.13
	Kyle Visser-WF	SR	16	18	1.13
10.	Courtney Fells-ST	SO	16	15	0.94
	Al Thornton-FS	SR	16	15	0.94

ASSIST/TURNOVER RATIO (Min. 3.0 assists/game)

#	Player-Team	Cl	G	Asst	Avg	Turn	Ratio	
1.	Wayne Ellington-NC	FR	16	48	3.0	14	0.9	3.43
2.	Cliff Hammonds-CU	JR	16	75	4.7	23	1.4	3.26
3.	Eric Hayes-MD	FR	16	62	3.9	28	1.8	2.21
4.	Ty Lawson-NC	FR	16	84	5.3	42	2.6	2.00
5.	Jamon Gordon-VT	SR	16	73	4.6	40	2.5	1.83
6.	Greivis Vasquez-MD	FR	16	79	4.9	45	2.8	1.76
7.	Engin Atsur-ST	SR	12	57	4.8	33	2.8	1.73
8.	Tyrese Rice-BC	SO	16	83	5.2	52	3.3	1.60
9.	Isaiah Swann-FS	JR	16	52	3.3	33	2.1	1.58
10.	Zabian Dowdell-VT	SR	16	48	3.0	31	1.9	1.55

OFFENSIVE REBOUNDS

#	Player-Team	Cl	G	No.	Avg/G
1.	Dwayne Collins-UM	FR	16	66	4.13
2.	Al Thornton-FS	SR	16	58	3.63
3.	Tyler Hansbrough-NC	SO	16	51	3.19
4.	Ekene Ibekwe-MD	SR	16	46	2.88
5.	Trevor Booker-CU	FR	16	45	2.81
6.	Jared Dudley-BC	SR	16	43	2.69
7.	James Mays-CU	JR	16	42	2.63
8.	Kyle Visser-WF	SR	16	39	2.44
9.	Jeremis Smith-GT	JR	16	38	2.38
	Brian Asbury-UM	SO	16	38	2.38
	Ben McCauley-ST	SO	16	38	2.38

DEFENSIVE REBOUNDS

#	Player-Team	Cl	G	No.	Avg/G
1.	Josh McRoberts-DU	SO	16	93	5.81
2.	Jared Dudley-BC	SR	16	92	5.75
3.	Brandon Costner-ST	FR	16	91	5.69
4.	Tyler Hansbrough-NC	SO	16	86	5.38
5.	Jason Cain-VA	SR	16	83	5.19
6.	Al Thornton-FS	SR	16	82	5.13
7.	James Gist-MD	JR	16	81	5.06
8.	Ekene Ibekwe-MD	SR	16	77	4.81
9.	Ben McCauley-ST	SO	16	66	4.13
10.	Deron Washington-VT	JR	16	65	4.06
	Brandon Wright-NC	FR	16	65	4.06

MINUTES PLAYED

#	Player-Team	Cl	G	Minutes	Avg/G
1.	Jared Dudley-BC	SR	16	622	38.88
2.	Tyrese Rice-BC	SO	16	610	38.12
3.	Josh McRoberts-DU	SO	16	583	36.44
4.	Cliff Hammonds-CU	JR	16	575	35.94
5.	Gavin Grant-ST	JR	16	570	35.62
6.	Zabian Dowdell-VT	SR	16	568	35.50
7.	Al Thornton-FS	SR	16	558	34.88
8.	Engin Atsur-ST	SR	12	418	34.83
9.	J.R. Reynolds-VA	SR	16	557	34.81
10.	Greg Paulus-DU	SO	16	552	34.50
	Sean Singletary-VA	JR	16	552	34.50



Dwayne Collins

REVIEW

2006-07 ACC Team Basketball Statistics



(ACC Games Only)

SCORING OFFENSE

## Team	G	W-L	Pts	Avg/G
1. North Carolina	16	11-5	1350	84.4
2. Maryland	16	10-6	1235	77.2
3. Florida State	16	7-9	1175	73.4
4. Georgia Tech	16	8-8	1165	72.8
5. Virginia	16	11-5	1159	72.4
6. Virginia Tech	16	10-6	1152	72.0
7. Boston College	16	10-6	1148	71.8
8. Duke	16	8-8	1134	70.9
9. Miami	16	4-12	1125	70.3
10. Clemson	16	7-9	1108	69.2
11. Wake Forest	16	5-11	1090	68.1
12. NC State	16	5-11	1080	67.5

SCORING DEFENSE

## Team	G	Pts	Avg/G
1. Duke	16	1085	67.8
2. Boston College	16	1128	70.5
3. Clemson	16	1132	70.8
4. Virginia	16	1133	70.8
5. Virginia Tech	16	1142	71.4
6. North Carolina	16	1146	71.6
7. Georgia Tech	16	1151	71.9
8. Florida State	16	1167	72.9
9. Maryland	16	1169	73.1
10. NC State	16	1191	74.4
11. Wake Forest	16	1228	76.8
12. Miami	16	1249	78.1

SCORING MARGIN

## Team	G	OFF	DEF	Margin
1. North Carolina	16	84.4	71.6	+12.8
2. Maryland	16	77.2	73.1	+4.1
3. Duke	16	70.9	67.8	+3.1
4. Virginia	16	72.4	70.8	+1.6
5. Boston College	16	71.8	70.5	+1.2
6. Georgia Tech	16	72.8	71.9	+0.9
7. Virginia Tech	16	72.0	71.4	+0.6
8. Florida State	16	73.4	72.9	+0.5
9. Clemson	16	69.2	70.8	-1.5
10. NC State	16	67.5	74.4	-6.9
11. Miami	16	70.3	78.1	-7.8
12. Wake Forest	16	68.1	76.8	-8.6

FREE THROW PERCENTAGES

## Team	G	FTM	FTA	Pct
1. Florida State	16	256	331	.773
2. Virginia	16	247	334	.740
3. NC State	16	210	284	.739
4. Boston College	16	292	400	.730
5. North Carolina	16	293	411	.713
6. Miami	16	195	274	.712
7. Virginia Tech	16	270	380	.711
8. Georgia Tech	16	209	299	.699
9. Maryland	16	252	362	.696
10. Duke	16	197	286	.689
11. Wake Forest	16	233	377	.618
12. Clemson	16	151	271	.557

FIELD GOAL PERCENTAGES

## Team	G	FG	FGA	Pct
1. North Carolina	16	487	1000	.487
2. Georgia Tech	16	434	910	.477
3. Virginia Tech	16	409	864	.473
4. Boston College	16	384	813	.472
5. Duke	16	419	890	.471
6. NC State	16	383	819	.468
7. Maryland	16	452	969	.466
8. Florida State	16	402	877	.458
9. Clemson	16	428	945	.453
10. Wake Forest	16	378	900	.420
11. Virginia	16	391	933	.419
12. Miami	16	411	989	.416

FIELD GOAL PCT DEFENSE

## Team	G	FG	FGA	Pct
1. Virginia	16	394	966	.408
2. North Carolina	16	416	979	.425
3. Maryland	16	432	995	.434
4. Virginia Tech	16	405	922	.439
5. Duke	16	397	867	.458
6. NC State	16	449	972	.462
7. Boston College	16	441	950	.464
8. Florida State	16	414	886	.467
9. Wake Forest	16	426	900	.473
10. Georgia Tech	16	384	809	.475
11. Clemson	16	415	846	.491
12. Miami	16	405	817	.496

3-POINT FIELD GOAL PERCENTAGES

## Team	G	FG	FGA	Pct
1. Florida State	16	115	288	.399
2. NC State	16	104	281	.370
3. Maryland	16	79	216	.366
4. Duke	16	99	274	.361
5. Virginia	16	130	361	.360
6. Virginia Tech	16	64	180	.356
7. Miami	16	108	312	.346
8. Georgia Tech	16	88	256	.344
9. Wake Forest	16	101	294	.344
10. Boston College	16	88	261	.337
11. Clemson	16	101	301	.336
12. North Carolina	16	83	249	.333

3-POINT FIELD GOAL PCT DEFENSE

## Team	G	FG	FGA	Pct
1. Maryland	16	89	286	.311
2. Wake Forest	16	102	302	.338
3. Virginia	16	103	304	.339
4. Georgia Tech	16	94	273	.344
5. Clemson	16	66	189	.349
6. Virginia Tech	16	107	302	.354
7. North Carolina	16	104	292	.356
8. Florida State	16	109	305	.357
9. Boston College	16	92	256	.359
10. Duke	16	73	195	.374
11. NC State	16	97	259	.375
12. Miami	16	124	310	.400

REBOUNDING OFFENSE

## Team	G	Reb	Avg/G
1. North Carolina	16	642	40.1
2. Virginia	16	615	38.4
3. Maryland	16	585	36.6
4. Miami	16	556	34.8
5. Wake Forest	16	550	34.4
6. Duke	16	537	33.6
7. Boston College	16	531	33.2
8. Georgia Tech	16	523	32.7
9. Virginia Tech	16	520	32.5
10. Florida State	16	515	32.2
11. Clemson	16	484	30.3
12. NC State	16	472	29.5

REBOUNDING DEFENSE

## Team	G	Reb	Avg/G
1. Georgia Tech	16	475	29.7
2. Duke	16	489	30.6
3. Florida State	16	504	31.5
4. Boston College	16	507	31.7
5. North Carolina	16	540	33.8
6. Miami	16	549	34.3
7. Virginia Tech	16	563	35.2
Clemson	16	563	35.2
9. Wake Forest	16	568	35.5
10. NC State	16	574	35.9
11. Virginia	16	585	36.6
12. Maryland	16	613	38.3

REBOUNDING MARGIN

## Team	G	TEAM	Avg	OPP	Avg	Margin
1. North Carolina	16	642	40.1	540	33.8	+6.4
2. Duke	16	537	33.6	489	30.6	+3.0
Georgia Tech	16	523	32.7	475	29.7	+3.0
4. Virginia	16	615	38.4	585	36.6	+1.9
5. Boston College	16	531	33.2	507	31.7	+1.5
6. Florida State	16	515	32.2	504	31.5	+0.7
7. Miami	16	556	34.8	549	34.3	+0.4
8. Wake Forest	16	550	34.4	568	35.5	-1.1
9. Maryland	16	585	36.6	613	38.3	-1.8
10. Virginia Tech	16	520	32.5	563	35.2	-2.7
11. Clemson	16	484	30.3	563	35.2	-4.9
12. NC State	16	472	29.5	574	35.9	-6.4

BLOCKED SHOTS

## Team	G	Blocks	Avg/G
1. Maryland	16	93	5.81
2. Clemson	16	83	5.19
3. North Carolina	16	77	4.81
4. Boston College	16	75	4.69
5. Virginia Tech	16	71	4.44
6. NC State	16	63	3.94
7. Duke	16	62	3.88
8. Georgia Tech	16	50	3.13
9. Virginia	16	46	2.88
10. Florida State	16	42	2.63
11. Wake Forest	16	37	2.31
12. Miami	16	34	2.13

ASSISTS

## Team	G	Assists	Avg/G
1. North Carolina	16	287	17.94
2. Maryland	16	266	16.63
3. Clemson	16	223	13.94
Georgia Tech	16	223	13.94
5. NC State	16	217	13.56
6. Boston College	16	211	13.19
7. Duke	16	208	13.00
8. Virginia Tech	16	199	12.44
Florida State	16	199	12.44
10. Virginia	16	193	12.06
11. Wake Forest	16	192	12.00
12. Miami	16	187	11.69

STEALS

## Team	G	Steals	Avg/G
1. Clemson	16	145	9.06
2. Georgia Tech	16	144	9.00
3. North Carolina	16	134	8.38
4. Virginia Tech	16	117	7.31
5. Duke	16	114	7.13
6. Wake Forest	16	101	6.31
7. Florida State	16	100	6.25
8. Maryland	16	98	6.13
9. Miami	16	97	6.06
10. Boston College	16	80	5.00
11. NC State	16	79	4.94
12. Virginia	16	73	4.56

TURNOVER MARGIN

## Team	G	TEAM	Avg	OPP	Avg	Margin
1. Clemson	16	213	13.3	268	16.8	+3.44
2. Virginia Tech	16	172	10.8	204	12.8	+2.00
3. North Carolina	16	225	14.1	254	15.9	+1.81
4. Maryland	16	227	14.2	244	15.3	+1.06
Miami	16	183	11.4	200	12.5	+1.06
6. Georgia Tech	16	242	15.1	251	15.7	+0.56
7. Florida State	16	209	13.1	208	13.0	-0.06
8. Duke	16	243	15.2	239	14.9	-0.25
9. Wake Forest	16	253	15.8	230	14.4	-1.44
10. Virginia	16	227	14.2	197	12.3	-1.88
11. Boston College	16	228	14.3	185	11.6	-2.69
12. NC State	16	241	15.1	183	11.4	-3.62

ASSIST/TURNOVER RATIO


## Team	G	Asst	Avg	Turn	Avg	Ratio
1. North Carolina	16	287	17.9	225	14.1	1.28
2. Maryland	16	266	16.6	227	14.2	1.17
3. Virginia Tech	16	199	12.4	172	10.8	1.16
4. Clemson	16	223	13.9	213	13.3	1.05
5. Miami	16	187	11.7	183	11.4	1.02
6. Florida State	16	199	12.4	209	13.1	0.95
7. Boston College	16	211	13.2	228	14.3	0.93
8. Georgia Tech	16	223	13.9	242	15.1	0.92
9. NC State	16	217	13.6	241	15.1	0.90
10. Duke	16	208	13.0	243	15.2	0.86
11. Virginia	16	193	12.1	227	14.2	0.85
12. Wake Forest	16	192	12.0	253	15.8	0.76

OFFENSIVE REBOUNDS

## Team	G	No.	Avg/G
1. Miami	16	237	14.81
2. North Carolina	16	216	13.50
3. Georgia Tech	16	205	12.81
4. Virginia	16	204	12.75
5. Maryland	16	202	12.63
6. Clemson	16	194	12.13
7. Wake Forest	16	190	11.88
8. Boston College	16	181	11.31
9. Duke	16	176	11.00
Florida State	16	176	11.00
11. Virginia Tech	16	155	9.69
12. NC State	16	124	7.75

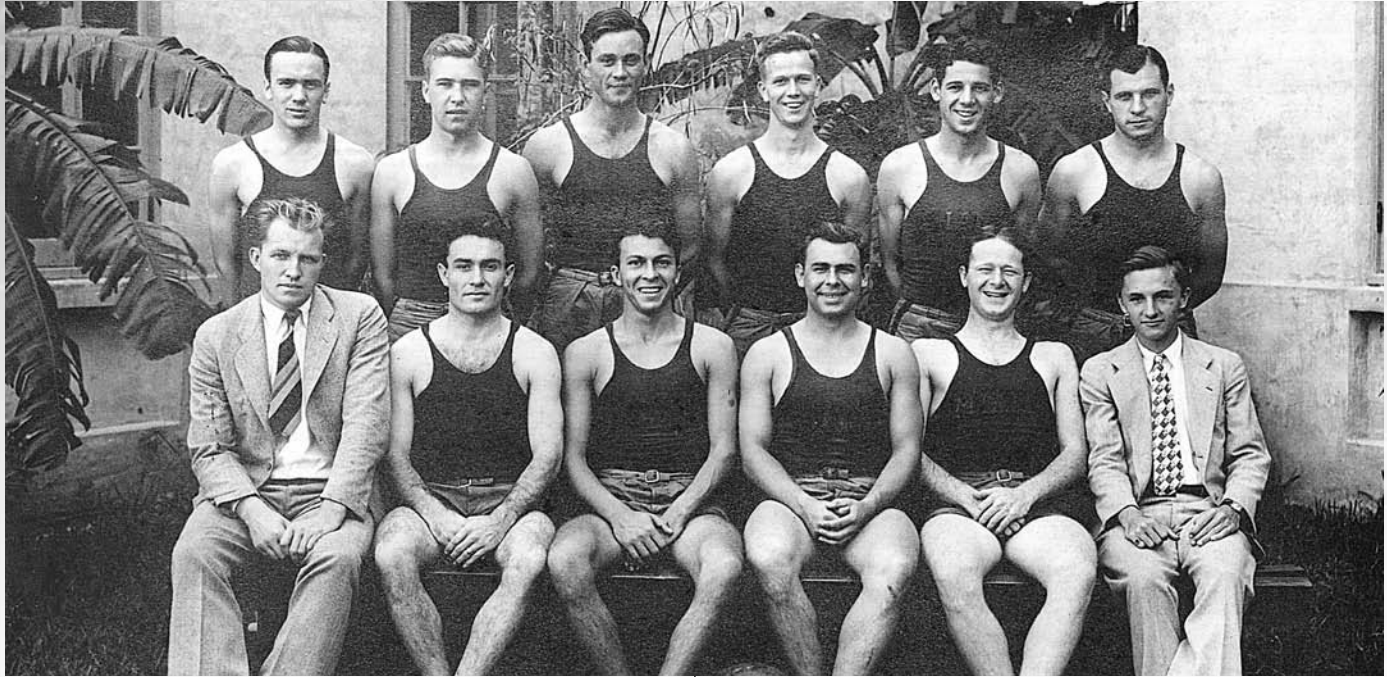
DEFENSIVE REBOUNDS

## Team	G	No.	Avg/G
1. North Carolina	16	426	26.63
2. Virginia	16	411	25.69
3. Maryland	16	383	23.94
4. Virginia Tech	16	365	22.81
5. Duke	16	361	22.56
6. Wake Forest	16	360	22.50
7. Boston College	16	350	21.88
8. NC State	16	3	



Raymond Hicks

HISTORY



The 1928-29 Miami Hurricanes recorded a 13-6 overall record.

It lay silent for 14 years. Collecting dust and going unnoticed, the Miami basketball program was the Rip van Winkle of college basketball from 1971 to 1985. But Hurricane Basketball returned, and in a big way.

Since 1985 the Miami program has undergone such dramatic and frequent changes, it seemed that the Hurricanes were continually entering "a new era." First came the "Era of Miami Basketball," itself. Then came the "Bill Foster Era," followed by the "Tito Horford Era," "The Leonard Hamilton Era," "The BIG EAST Era," and now the "Frank Haith/ACC Era."

With the entry into the Atlantic Coast Conference in 2004, the University of Miami entered the ranks of the most competitive and successful basketball conference in the nation.

The road to conference affiliation in the ACC was not an easy one for those who thirsted for basketball in this continually prospering section of the country. Moreover, the previous path traveled by Miami basketball players, coaches and fans was dotted by flashes of brilliance, color and sometimes disappointment.

Here is a capsule summary of the 78 years of Miami basketball that have intermittently played a part in the history of the athletic program at the University and its neighboring community.



The Hurricanes returned to intercollegiate competition in the 1938-39 season, posting a 4-6 record under Head Coach Hart Morris.



Dick Hickox was named UM's first All-American in 1960. He led UM to a 23-3 record, the Hurricanes' first NCAA tournament and the school's first final regular-season Associated Press Top 10 ranking.

The 1920s: Miami's First Time

- The Hurricanes fielded a freshman team in 1926-27, finishing 7-1 under Head Coach Art Webb.
- In 1927-28, the first official varsity basketball team at the University of Miami posted an 8-4 mark, knocking off Rollins, 51-15, in the opener.

The 1930s: A Missing Link

- Miami records list no official results from 1932 through 1938. During that period of time, representatives from the school played local AAU and church sponsored teams under Coach Tom McCann.
- The Hurricanes returned to intercollegiate competition in the 1938-39 season, posting a 4-6 record under Head Coach Hart Morris.

The 1940s: World War II Stops Play

- Like many other institutions across the nation, Miami dropped intercollegiate basketball during the war years of 1942-1945.
- Morris returned as head coach along with the program in 1946 and was the UM mentor until 1952 when Dave Wike took over for a two-year stint as the UM coach.


The 1950s: UM's Glory Years

- In 1954, the University named Bruce Hale as its head basketball coach. The retired Air Force captain and former professional basketball star held the UM head coaching post for 13 seasons, leading the Hurricane program through its glory years of intercollegiate basketball. Before the end of Hale's tenure in 1967, the Hurricanes won 220 games and lost 112 for a .663 winning percentage. Hale's first Miami team turned in a 9-11 record, but there were no other losing campaigns in the next 12 years. The streak of non-losing seasons extended through the 1968-69 season — marking 14 consecutive campaigns of .500 basketball or better for UM.
- Hale's 1959-60 club was the first UM men's basketball team to advance to the NCAA Tournament and finish the season ranked in the Associated Press Top 10. That 1959-60 edition ran its record to 23-3 before bowing to Western Kentucky, 107-84, in the first round of the tournament.
- During that historic '59-60 NCAA Tournament year, junior guard Dick Hickox became the first UM basketball player to earn All-America recognition. Hickox averaged 22.1 points per game during that season en route to becoming a second-team AP and UPI All-American.

The 1960s: Rick Barry's All-American Years

- The Dick Hickox-led Hurricanes of 1960-61 returned to post-season play — falling in the first round of the NIT to St. Louis, 58-56. The 1960-61 squad compiled a 20-7 record.

U BASKETBALL



Rick Barry UM's First Consensus All-American (1962-65)



As a second-team All-American, Don Curnutt's career came to an end in the 1970s, so did Miami's first era of basketball.

- In 1962-63, Miami advanced to the second round of the NIT before falling to Providence, 106-96. An opening round NIT victory over St. Francis (N.Y.), 71-70, marks the only Miami victory to date in post-season play.
- From 1962 through 1965, Miami recorded three consecutive 20-win seasons, rolling up a composite record of 65-16. The star of these Hurricane glory teams was a brilliant scorer named Rick Barry.
- In 1964-65, Barry became the Hurricanes' only consensus All-America selection. The 6-7, 200-pound native of Roselle Park, New Jersey led the nation in scoring with a 37.4 average in his senior season. He went on to become the only player in basketball history to win single-season scoring titles in the NCAA, ABA and NBA. He was inducted into the Basketball Hall of Fame in Springfield, Mass., in 1986.
- The 1964-65 Miami squad, led by Barry's scoring brilliance, established a new NCAA scoring record by averaging 98.4 points per game. The 'Canes, however, were not allowed to participate in the NCAA Tournament that year — after posting a 22-4 record — because of recruiting violations.
- Bruce Hale resigned after 1966-67 and assistant Ron Godfrey assumed the head coaching responsibilities.

The 1970s: First Era Ends

- Don Curnutt closed out his Miami basketball career in 1970 as the Hurricanes' third and last player to receive All-America recognition.
- February 27, 1971 — The last victory by a University of Miami men's basketball team for 14 years came in the second-to-last game of the season, a 100-94 triumph against Florida State at home in the Dinner Key Auditorium. The 'Canes shot a season-high 62.5 percent from the floor and all five Miami starters scored in double figures.
- March 1, 1971 — After posting a four-year record of 47-56 at Miami, Ron Godfrey resigned his post as head basketball coach, effective following Miami's final game of the season against nationally-ranked Jacksonville.
- March 2, 1971 — The last game played by a University of Miami men's team until 1985 took place at the Dinner Key Auditorium where one of the largest UM home crowds in years turned out to see the Hurricanes host nationally ranked Jacksonville. The Dolphins handed Miami a 94-75 loss that remained as UM's last contest for the next 14 years.
- April 22, 1971 — The University of Miami Board of Trustees voted to drop the sport "temporarily until such time as a permanent field house can be constructed on the main campus." Sagging attendance figures and serious financial losses were also believed to contribute to the discontinuation of basketball at UM.

In 1983: UM Commits To Rebuild

- July 15, 1983 — Sam Jankovich was named athletic director at the University of Miami. Coming to UM after a successful stint as the athletic director at Washington State, Jankovich immediately announced that the resurrection of men's basketball at Miami would be his primary priority in the early months of his tenure, enabling UM to have "one of the nation's most complete and visible overall programs in the country."

- October 12, 1983 — The University of Miami Board of Trustees unanimously voted to reinstate men's basketball at the University of Miami. The Board made the decision after reviewing a report submitted by newly hired Athletic Director Sam Jankovich, which stated that men's basketball can be a revenue-producing venture. Moreover, nearly \$500,000 had already been raised in support of bringing basketball back to the University. It was also announced that the Hurricanes would be ready to compete on the Division I level in the 1985-86 season, and the downtown James L. Knight Center was home for the reborn program.

"This is an exciting day for the University and for the athletic program," UM President Edward T. Foote II said. "And we are keeping in mind the priorities of academics first and athletics second ... we are pleased that the changes in the economics of intercollegiate basketball allow the University to resurrect one of the country's most popular sports. We look forward to welcoming these Hurricanes home again."

In 1984: Foster Hired As Coach

- March 21, 1984 — Bill Foster, a 47-year-old native of Hemingway, S.C. was named the seventh men's basketball coach at the University of Miami. Foster came to Miami after 19 years as a head coach at Shorter College, North Carolina-Charlotte and Clemson. Foster also announced on this day that Clint Bryant, a long-time assistant at Clemson, would also join the Miami staff in a similar capacity.
- April 9, 1984 — Foster announced the hiring of a second assistant coach, Seth Greenberg, who was serving as an assistant coach to Terry Holland at the University of Virginia.
- April 16, 1984 — Tim Harvey, a 6-10, 240-pound center, became the first basketball player to commit to the University of Miami in over 14 years. The Plainfield, N.J. native announced that he would transfer to Miami after spending two seasons in the Georgia Tech program.
- July 1, 1984 — A third assistant coach was hired to complete the basketball staff. Miami native Cesar Odio returned home after serving as an assistant coach at his alma mater, Florida Southern College.
- October 11, 1984 — Nearly one full year after the announcement that basketball would return to the University, Athletic Director Sam Jankovich announced that a million dollar-plus practice facility would be constructed on the Coral Gables campus. The new all purpose structure — located between the Hecht Athletic Center and the Greentree Track would be funded through a gift from the James L. Knight Charitable Trust.
- The first phase of the 1985-86 basketball schedule was also announced on this day, and the line-up included such perennial powers as North Carolina, Georgia, Notre Dame, Marquette and Dayton.
- October 15, 1984 — The first men's basketball practice session more than 12 years was held on the patio in the center of campus. More than 200 members of the student body participated.

In 1985:

With Everything In Place, Miami Tips Off Again

- April 25, 1985 — Foster announced that the UM's 1985-86 basketball roster would include nine freshmen, one sophomore and one junior as the spring signing period ends for NCAA basketball.



The late James L. Knight and the late James McLamore, Chairman of the UM Board of Trustees, at the dedication of the Knight Sports Complex.



Former Athletic Director Sam Jankovich (left) announces the hiring of Coach Bill Foster on March 21, 1984.



Rick Barry addressed the opening night sell out crowd of 4,984 on November 22, 1985.



Dennis Burns thrilled fans on opening night with five dunks.

- August 16, 1985 – Athletic Director Sam Jankovich announced that the 1985-86 basketball schedule had been completed and that network television coverage of the Hurricane program would include two games to be broadcast by CBS (Arizona and ESPN (Notre Dame)).
- Jankovich also announced the completion of a local television schedule (on WBFS-Channel 33) that would bring all nine UM road games back to Miami by way of live local broadcasts. Channel 33 would also carry selected home games in the Knight Center.
- WIOD Radio, the radio voice of UM football and baseball would also carry all Hurricane basketball games with veteran Hurricane announcer Sonny Hirsch at the microphone.
- October 15, 1985 – Basketball practice officially begins at the University of Miami in the Knight Sports Complex.
- November 12, 1985 – The Knight Sports Complex was dedicated at a gala banquet that was held on the basketball courts of the new structure. CBS basketball analyst Billy Packer served as the evening's guest speaker for an event which welcomed more than 500 guests to the on-campus home of Hurricane basketball. The

facility now serves as the practice home to the men's and women's basketball programs while also housing the men's basketball coaching staff offices. In addition, the Knight Sports Complex enabled the athletic program to more than double the size of the existing strength room, while also providing meeting rooms and lecture rooms for all of Miami's student athletes. The structure is located between the Hecht Athletic Center and the Greentree Track.

- November 22, 1985 – The brand new era of Hurricane basketball was ushered in by a young UM squad which defeated The Citadel, 85-77, in front of a sellout crowd of 4,984 at the Knight Center. Dennis Burns (24 points), Kevin Presto (22) and Eric Brown (21) combined to lead the Miami offense, while Bryan Hughes enjoyed the distinction of scoring Miami's first point in 14 years (a free throw with 18:34 remaining in the first half).
- November 30, 1985 – Miami stuns 1985 NCAA Tourney participant Georgia with a thrilling 81-78 victory to capture the first AMI Classic Championship at the James L. Knight Center.

End of the 1980s: UM Moves Forward, Upsets Top 20 Teams

- March 5, 1986 – An 84-62 loss to Marquette in Milwaukee closed the Hurricanes' first season since 1970-71. Miami finished the year with a 14-14 record, giving Bill Foster his 19th non-losing record in 20 years as a collegiate head coach.
- The 1986-87 season – Though still considered "America's Youngest Team," Miami compiled a 15-16 slate – recording upset victories against Marquette, Stanford and Florida State, while losing by only four points to future BIG EAST foe Providence – a team that advanced to the NCAA Final Four.
- The 1987-88 season – Thrilling victories against Providence and Virginia Commonwealth propelled the 'Canes to continued improvement with a 17-14 record. Following the season, center Tito Horford announced his intention to enter the NBA Draft without completing his final two seasons of eligibility. Miami was left with anything but a depleted roster as 10 lettermen, including eight seniors, returned for UM's fourth season.
- April 12, 1988 – Athletic Director Sam Jankovich announces plans to move Hurricane Basketball to the new \$56 million Miami Arena. Also home to the NBA's Miami Heat, the state-of-the-art basketball facility signifies a new era in the rise of basketball in South Florida.
- December 10, 1988 – A crowd of 6,654 watch the Hurricanes run neck-and-neck for 40 minutes with ACC powerhouse Duke. Blue Devil Danny Ferry needs a superhuman performance to stop the 'Canes as he connects on 23 of 26 shots en route to 58 points. Ferry later calls Miami "a definite Top 40 team."



1985-86 Miami Hurricanes

In 1985 the University of Miami brought back men's basketball after a 14-year absence. The program had been discontinued in 1971.

First Row (L-R): Manager Kevin Nord, Kevin Presto, Terrell Roberson, Joel Warren, Robert Selby, Darrell Glenn, Brian Heller, Bryan Hughes.
 Back Row (L-R): Eric Brown, Terance Hare, Mike Noblet, Tim Harvey, Mark Richardson, Robert Schneckenberg, Tim Dawson, Dennis Burns.

U BASKETBALL

- January 12, 1989 – Joel Warren's free throw, his only point of the evening, with two seconds remaining clinches Miami's first victory over a Top 20 team as the 'Canes upset defending national champion and No. 16-ranked Kansas, 87-86, at the Miami Arena.
- March 6, 1989 – The Hurricanes post an 89-82 win against Florida International University in the first annual Carnival Miami Cup. The win leaves Miami with a 19-12 slate, good enough for the best record in 24 years and 10 seasons at Miami. Eric Brown ends his brilliant Miami career with 2,270 career points, just 28 back of All-America Rick Barry's Hurricane record of 2,298.
- December 6, 1989 – Miami hands an 87-82 loss to eventual NCAA tournament participant University of Dayton as a Hurricane squad that includes six freshmen and no seniors jumps out with three consecutive wins to start the season.

In 1990: Hamilton Hired, UM Joins The BIG EAST

- January 18, 1990 – Nearly 5,000 fans turn out to watch one of the most exciting Hurricane games ever as Miami edges Florida State in two OTs, 101-97.
- February 19, 1990 – Miami storms back to post a 62-59 victory against University of Florida, ending the Gators 11-game win streak against the 'Canes that began during the 1964-65 season.
- March 6, 1990 – The Hurricanes send Head Coach Bill Foster out on a winning note as one of the most successful and respected collegiate coaches in the nation leaves Miami following an 83-55 win against Florida International. Foster's six-year rebuilding record at Miami stands at 78-71 (.523) while his overall career mark tallies up to 431-247 (.636) in 24 seasons.
- April 2, 1990 – UM Athletic Director Sam Jankovich ends a national search for a new coach that spanned an entire season with the hiring of Leonard Hamilton from Oklahoma State University. "After meeting with Leonard Hamilton for just five minutes," said Jankovich, "with that smile and that enthusiasm, there was no question who I wanted as coach of the University of Miami."
- October 10, 1990 – On the combined recommendation of President Edward T. Foote and Athletic Director Sam Jankovich, the University's Board of Trustees unanimously votes to accept an invitation to become the 10th member of the BIG EAST Conference. The Hurricane Basketball program will begin BIG EAST play in the 1991-92 season.
- December 28, 1990 – The Hurricanes rebound from back-to-back double overtime defeats to upset No. 28-ranked Mississippi State, 74-67, in the consolation contest of the Eastern Airlines Palm Beach Classic. Joe Wylie is voted to the all-tournament squad after breaking seven tourney records including total points with 60 in the two games.
- January 3, 1991 – Joe Wylie becomes the 17th player in the history of UM basket-

ball to score 1,000 career points. Wylie would later go on to finish his UM career ranked No. 8 for both scoring and rebounding in the UM record books.

- March 6, 1991 – Leonard Hamilton's inaugural season ends with a 9-19 record. However, there were large doses of success layden throughout the year as the 'Canes were victorious in six of their final nine contests and finished ranked No. 128 in the USA Today computer rankings – Miami's highest finish since the rebirth of the program (including 1988-89 when the 'Canes produced a 19-12 record).
- April 10, 1991 – Leonard Hamilton's first recruiting class is completed with the signing of Ochiel Swaby of Miami, the nation's leading high school scorer with 47.1 points per game. Added to Hamilton's three signees in the Fall of 1990 – Michael Gardner of Fredericksburg, Va., Pat Lawrence of St. Petersburg and 7'3" Constantin Popa of Bucharest, Romania – the freshmen class for the 1991-92 season is ranked in the Top 25.
- January 2, 1992 – Miami tips off in its inaugural BIG EAST contest at the University of Connecticut's Gampel Pavilion. It is a baptism by fire for the young Hurricanes as the game at UConn is the first of four consecutive conference games in 10 days for Miami.
- January 14, 1992 – In the first home conference game in UM history, the Hurricanes shock the nation with a stunning 45-42 upset of perennial BIG EAST power St. John's. The UM victory would ultimately cost the Redmen the outright conference championship as they completed the regular season in a tie with Georgetown and Seton Hall.
- March 12, 1992 – Miami turns the Big Apple upside down with a convincing 83-71 victory against Pittsburgh in the BIG EAST Tournament at Madison Square Garden. The Panthers had beaten Miami in the two regular-season contests by a total of 52 points, but Jerome Scott (30 points) and Trevor Burton (25 points) led a spirited Miami squad past Pitt and into the second round of the conference showcase. Earning the respect of the league and nation, Miami led Georgetown, 34-33, at the half of their quarterfinal contest before dropping a 77-64 decision to the Hoyas. The 1-1 performance in New York ended the Hurricanes' 1991-92 campaign at 8-24. For his individual performance, Jerome Scott is honored as a member of the BIG EAST All-Tournament Team.
- April 28, 1992 – Head Coach Leonard Hamilton takes another giant step in the development of Miami basketball with the completion of his second recruiting class. Six prep standouts, including Steven Edwards of Miami Senior High School, make up the new Hurricane class which is ranked No. 4 in the nation.
- January 2, 1993 – For the second consecutive season, Miami opens its home BIG EAST schedule with a victory as the Hurricanes upset No. 10-ranked Georgetown, 80-69. The resounding victory marks the highest-ranked team the 'Canes have defeated since the rebirth of the program.



The Founders

The University of Miami honored the Founders and their relatives at the Hurricanes game versus Boston College on February 11, 2004.

From left: Fred Havenick, Swanee DiMare, Paul DiMare, Eileen Herald, Tom Herald, Irving Karp, Arlene Schnell, Kenny Pitofsky, Jerry Pendergast, Nicole Walsh, Monty Trainer, Athletic Director Paul Dee, Sebastian the Ibis.

Thank you, Founders!

With deep appreciation, the University honors UM's Basketball Founders whose donations of \$50,000 or more over four years helped provide the resources necessary to reinstate Hurricane Basketball after a 14-year absence. On October 12, 1983, the Board of Trustees unanimously voted to renew the sport at the University of Miami. Hurricane Hoops returned to action on November 12, 1985.

Channel 33
Nicholas Crane
Robert J. Dickman
Drexel Investments – Harry T. Mangurian, Jr. and Steve Mehallis
David Fiesler (deceased)
Flagler Greyhound Track – Neal Amdur, Fred Havenick and Florence Hecht

Florida Packers – Paul DiMare
Paul Herald (deceased)
Hyatt Regency – Miami
Imperial Industries, Inc. – Eugene C. Ferri, Jr. (deceased)
Jerry's Caterers – Jerry Pendergast
Irving & Ruth Karp
Metropolitan Mortgage – Walter Palk (deceased)

The Miami Herald
Martin N. Schnell
James A. Smith
Sun Bank – Ted Hoepner
Terremark, Inc. – Manuel Medina
Monty Trainer
Universal Brands – Marvin P. Kimmel



January 2, 1992 - Gampel Pavilion - Storrs, CT, Constantin Popa takes the opening tip as Miami officially enters The BIG EAST Conference.

- March 6, 1993 – Miami finishes the regular-season campaign with a thrilling 77-76 win over Villanova at the Miami Arena. The victory gives Miami a 7-2 record in home BIG EAST games and an increase of six victories over the Hurricanes' first season in conference play (1-17 to 7-11) to mark the third-largest jump in the win column in BIG EAST history.

In 1995: UM Enjoys a Banner Year

- January 11, 1995 – Once again, St. John's is the victim as the Hurricanes enjoy a BIG EAST first. Miami stuns the Red Storm, 82-79, in a nationally televised game (ESPN) to record its first BIG EAST road victory. Freshman Kevin Norris led the way with a 21-point, eight-rebound performance which earned him BIG EAST Rookie of the Week honors.
- February 4, 1995 – The Hurricanes prove they are one of the most improved teams in the nation with an impressive 67-61 win against 13th-ranked Georgetown in the Miami Arena. The victory is Miami's first against a nationally ranked opponent since an 82-77 win over 25th-ranked St. John's in February of 1993.
- February 11, 1995 – Steven Edwards buries a three-point field goal, the 171st trey of his career, just 39 seconds into the second half against Providence to become UM's all-time leader in three-point field goals made. UM defeats the Friars, 69-63, to earn its first BIG EAST Conference regular-season series sweep and in the process present Coach Leonard Hamilton his 100th career victory.
- February 25, 1995 – UM comes back from five points down in the final minute to force overtime before eventually defeating Boston College, 77-71, at Conte Forum. The victory is UM's first BIG EAST overtime win.
- February 28, 1995 – For the second consecutive game the Hurricanes overcome a five-point deficit in the final minute of regulation and record an overtime victory. The 76-68 win over Pittsburgh is the Hurricanes' ninth league victory of the season and assures them of their first .500 league season and puts UM over the .500 mark (9-8) for the first time in BIG EAST play. The win also assures Miami of at least a .500 overall season for the first time since the 1988-89 campaign.
- March 4, 1995 – A record UM crowd of 11,263 pours into the Miami Arena to watch the Hurricanes take on fourth-ranked Connecticut in the regular-season finale. In the contest, Steven Edwards becomes the 20th player in UM history to top the 1,000-point plateau. Miami, which lost a tough 75-67 decision, finished the season with a 9-9 record in BIG EAST play establishing a new conference record for single-season improvement. Miami's nine-win conference increase tied Louisiana Tech for the best conference improvement in the nation. Miami made a habit out of winning close games in 1995. The Hurricanes won 9-1 in 1995 in BIG EAST games decided by six points or less or in overtime.


- March 6, 1995 – UM President Edward T. Foote II and Ryder System, Inc. Chairman, President and Chief Executive Officer M. Anthony Burns announce that Ryder System, Inc. has committed approximately \$9 million to the development of The RYDER Center, an on-campus multipurpose facility which will serve as the future home of UM basketball.
- March 9, 1995 – Head Coach Leonard Hamilton is named BIG EAST Conference Coach of the Year.
- March 15, 1995 – UM makes its first post-season appearance in 31 years with a National Invitation Tournament contest at Penn State. The Nittany Lions need a big second half rally to record a 62-56 victory and eliminate the Hurricanes.
- March 21, 1995 – Leonard Hamilton earns his second coach of the year honor as United Press International tabs Hamilton National Coach of the Year.
- March 27, 1995 – Leonard Hamilton is rewarded for rebuilding the Hurricane program and is given a new four-year contract.
- June 28, 1995 – Constantin Popa becomes the 12th Hurricane to be chosen in the NBA draft as the Los Angeles Clippers select him in the second round with the 53rd overall pick.

In The Mid 90s: UM Moves Forward

- January 3, 1996 – The Hurricanes opened the New Year in style cruising to a 75-66 victory in the Miami Arena against 11th-ranked Syracuse, the eventual NCAA Tournament runner-up. The 'Canes set a school BIG EAST record by connecting on 71.4 percent (20-28) of their field goal attempts in the second half. UM also set a school BIG EAST record for points in a half with 50 second-half points.
- January 8, 1996 – The Hurricanes' game at Seton Hall was postponed due to the Blizzard of '96. The postponement was the first since the rebirth of the program in 1985. Four BIG EAST games were postponed due to the blizzard. Prior to those four contests only two games in the 17-year history of The BIG EAST had been postponed and all were due to inclement weather.
- February 10, 1996 – Steven Edwards became The BIG EAST Conference all-time leader in three-point field goals made in league play (167) when he connected on a trey with 5:39 left in UM's 62-58 loss to 21st-ranked Boston College. Edwards finished his career with 178 three-point field goals in BIG EAST play.
- February 20, 1996 – Steve Rich turned in one of the greatest individual performances in UM history, scoring a career-high 43 points and grabbing 13 rebounds as the 'Canes rallied from a 12-point second-half deficit to defeat St. John's, 96-91, in double overtime at the Miami Arena. Rich, who had 22 points in the second half, sent the game into overtime with a six-foot jumper with 3.6 seconds left in regulation. Rich also sent the game into double-overtime when he hit a free throw with 36 seconds remaining in the first extra session. He put UM ahead to stay with a pair of free throws with 3:52 remaining in the second overtime.
- March 4, 1996 – Tim James became the second Hurricane in the past two years to earn a spot on The BIG EAST Conference All-Rookie team.
- March 7, 1996 – UM finishes the 1995-96 campaign with a 15-13 record for the second straight season.
- January 11, 1997 – Kevin Norris hits two free throws with .8 seconds remaining to give Miami a 61-59 upset win against ninth-ranked Villanova. The win was the Hurricanes first road win against a ranked opponent.




John Salmons celebrates after Miami defeated St. John's 74-70 in overtime to capture the 1999-00 BIG EAST regular-season championship.



Tim James was named the 1998-99 BIG EAST Co-Player of the Year.

BASKETBALL



Mario Bland scored 24 points against Boston College on January 22, 2000 to become the 23rd player in UM history to record 1,000-career points.



Vernon Jennings handed out eight assists against St. John's on March 10, 2000 to move into first place on UM's career assists list.

- January 18, 1997 – Miami defeats Georgetown, 68-65 (OT), giving the Hurricanes a regular-season sweep of the Hoyas.
- January 22, 1997 – Miami knocks off Connecticut, 69-46, marking the Hurricanes largest margin of victory in BIG EAST competition.
- March 13, 1997 – Miami makes its second postseason appearance in three seasons with a National Invitation Tournament game at Michigan. The Wolverines shoot 60 percent from the field in defeating Miami, 76-63.

In 1997-98: Miami Returns To NCAA Tournament

- November 21, 1997 – Miami defeats 17th-ranked UNC Charlotte, 89-72 in the Miami Arena, marking the highest ranked non-conference opponent the Hurricanes have defeated since 1989.
- December 22, 1997 – UM improves to 9-0, tying the school record for consecutive victories to open a season, with a 65-57 win at Memphis.
- December 27, 1997 – Kevin Norris recorded a team-high six assists against Georgia Tech to move into first-place on UM's career assist list. Norris passes Kevin Presto, who recorded 412 assists from 1985-89.
- January 6, 1998 – Miami knocks off 8th-ranked Connecticut, marking the highest ranked opponent UM had defeated in the Miami Arena.
- February 4, 1998 – Kevin Norris recorded one steal against Providence to move into first-place on Miami's career steals list. Norris surpassed Jerome Scott, who recorded 187 steals from 1988-92.
- February 28, 1998 – Miami ends the regular season at 18-8 following a 70-66 win over 19th-ranked West Virginia at the Miami Arena.
- March 3, 1998 – Tim James is named first-team All-BIG EAST becoming the first Hurricane to be named first-team All-Conference.
- March 8, 1998 – Miami receives its first NCAA Tournament bid since 1960. The Hurricanes, seeded 11th in the South Region, will face sixth seeded UCLA at the Georgia Dome in Atlanta.
- March 13, 1998 – 19th-ranked UCLA defeats Miami 65-62 in the opening round of the NCAA tournament. Miami sophomore Johnny Hemsley came off the bench to recorded a double-double with 13 points and 11 rebounds and was named the Chevrolet Player of the Game. The game was aired nationally on CBS and was Miami's first national appearance on network television since 1988.

In 1998-99: Miami's Breakthrough Season

- December 27, 1998 – Miami defeats Ohio State, 72-64, at the HIP Orange Bowl Basketball Classic. Ohio State will go on to reach 1999 NCAA Final Four.
- January 6, 1999 – Miami defeats No. 10 St. John's, 84-79, at the Miami Arena marking the fifth consecutive season the Hurricanes have defeated a ranked opponent at Miami Arena.
- January 18, 1999 – Miami debuts at No. 25 in the Associated Press Top 25 College Basketball poll. The ranking marks the first for Miami by the Associated Press since 1960.
- January 20, 1999 – Miami plays No. 1 ranked Connecticut in front of a school record crowd of 15,147 at the Miami Arena. In one of the season's most dramatic games John Salmons' three-point attempt rolled in-and-out at the buzzer as Connecticut held on for a 70-68 overtime win.

- February 3, 1999 – Miami defeats now No. 9 St. John's, 73-70, at Madison Square Garden.
- February 8, 1999 – Miami knocks off No. 18 Syracuse, 76-63, marking the Hurricanes first win ever in the Carrier Dome.
- February 20, 1999 – Miami defeats second-ranked Connecticut, 73-71, snapping the Huskies 16-game win streak at Gampel Pavilion. With the win Miami becomes the first team in BIG EAST history to defeat Georgetown, St. John's, Syracuse and Connecticut on the road in the same season.
- February 23, 1999 – Miami defeats Pittsburgh, 85-52, at the Miami Arena improving the Hurricanes' record to 20-5 on the season. The 20-win season is the first for Miami since 1964-65.
- March 1, 1999 – Miami moves up to ninth in the AP poll, marking the Hurricanes' first top-10 ranking since March 1, 1960.
- March 1, 1999 – Tim James and Johnny Hemsley are both named first-team All-BIG EAST.
- March 2, 1999 – Tim James is named BIG EAST Co-Player of the Year with Connecticut's Richard Hamilton, Johnny Hemsley is named the BIG EAST Most Improved Player and Leonard Hamilton is named the BIG EAST Coach of the Year for the second time of his career.
- March 5, 1999 – Vernon Jennings hands out eight assists against St. John's and passes Michael Gardner into first place on UM's single season assist list.
- March 7, 1999 – Miami receives its second consecutive NCAA Tournament bid. The Hurricanes are seeded No. 2 in the East Region marking the highest seed in school history.
- March 8, 1999 – Tim James is named third-team All-America by the Associated Press becoming the fourth Hurricane in school history and first player since the rebirth of the program earn All-America honors.
- March 12, 1999 – Miami defeats Lafayette College, 75-54, in its opening round game at the FleetCenter in Boston, Mass.. The win marks the first NCAA Tournament victory in school history and ties the school record for wins in a season (23). Junior forward Johnny Hemsley sets a school record and tied the East Regional record connecting on nine three-pointers.



Miami advanced to the NCAA Sweet 16 for the first time in 2000.



John Salmons was awarded the 2001-02 BIG EAST Sportsmanship Award.



Darius Rice scored a UM freshman record 35 points against UCF on December 9, 2000.

- March 14, 1999 – Miami's NCAA Tournament run ends with a 73-63 loss to Purdue.
- March 16, 1999 – Tim James is named third-team All-America by the National Association of Basketball Coaches.
- June 30, 1999 – Tim James is selected by Miami Heat with the 25th pick of first round in the 1999 NBA Draft in Washington, DC. James is the first Hurricane to be drafted since 1995 and the first Hurricane to be selected in the first round since 1965.

In 1999-2000: Hurricanes Become Beast of the BIG EAST

- November 8, 1999 – Hurricanes debut at No. 25 in the preseason Associated Press poll marking the first preseason AP ranking in UM history.
- November 30, 1999 – Johnny Hemsley scores 19 points against Bethune-Cookman to become the 22nd player in UM history to record 1,000-career points.
- December 6, 1999 – Following an 82-72 loss at Memphis, UM falls out of the *USA Today*/ESPN Coaches poll.
- January 22, 2000 – Mario Bland scores 24 points against Boston College to become the 23rd player in UM history to record 1,000-career points.
- February 19, 2000 – UM defeats No. 18 Connecticut, 63-57, becoming the first school in BIG EAST history to win consecutive games at Gampel Pavilion in Storrs, Conn..
- February 29, 2000 – Vernon Jennings hands out 10 assists against Pittsburgh to break his own UM single season assists record. Jennings would end the season with 218 assists.
- March 5, 2000 – Miami defeats No. 18 St. John's, 74-70, in overtime to capture the BIG EAST regular-season championship. The win also marks UM's second consecutive 20-win season.
- March 6, 2000 – Miami returns to the Associated Press poll with a No. 23 national ranking.
- March 7, 2000 – Johnny Hemsley is named second-team All-BIG EAST while Mario Bland is named third-team All-Conference.
- March 10, 2000 – Vernon Jennings hands out eight assists against St. John's to move into first place on UM's career assists list. Jennings would end his career with 520 assists.
- March 12, 2000 – UM receives its third consecutive NCAA Tournament bid. Miami is the No. 6 seed in the South Region.
- March 13, 2000 – UM returns to the *USA Today*/ESPN poll with a No. 25 national ranking.
- March 19, 2000 – Miami defeats No. 18 Ohio State, 75-62, in the second round of the NCAA Tournament to advance to the Sweet 16 for the first time in school history. The win is UM's 23rd of the season tying the school record for wins in a season.
- March 24, 2000 – Tulsa defeats Miami, 80-71, in the South Regional Semifinal to end the Hurricanes' season. Miami finished with a 23-11 record.
- April 4, 2000 – Miami ends the season ranked 23rd by the Associated Press and No. 20 in the *USA Today*/ESPN poll.
- June 15, 2000 – Leonard Hamilton steps down as head coach to accept the head coaching job with the NBA's Washington Wizards.


- July 6, 2000 – After a nation wide-search, Athletic Director Paul Dee names Perry Clark, formerly of Tulane, as the ninth head basketball coach at the University of Miami.

The Perry Clark Era Begins

- November 18, 2000 – UM defeats Florida Atlantic 76-59 marking head coach Perry Clark's first win as Miami. Darius Rice scores 26 points, establishing a UM freshman record for most points scored in a season opener.
- December 9, 2000 – Darius Rice scores a UM freshman record 35 points in the Hurricanes' 83-72 win over UCF.
- January 10, 2001 – Darius Rice establishes a UM freshman record with seven three-point baskets in an 85-74 loss at Virginia Tech. Rice scores 31 points becoming the first freshman in UM history to record two 30-point games in a season.
- January 20, 2001 – Miami defeats 15th-ranked Connecticut, 77-74, marking the seventh consecutive season in which the Hurricanes have defeated a ranked opponent at Miami Arena.
- January 22, 2001 – Freshman Marcus Barnes is named BIG EAST Rookie of the Week after averaging 22 points in UM wins against Providence and Connecticut. Barnes becomes the first Hurricanes since Tim James in 1996 to earn Rookie of the Week honors.
- February 13, 2001 – Miami defeats its third consecutive ranked opponent with a 68-57 win against No. 10 Syracuse at the Carrier Dome.
- February 19, 2001 – Darius Rice earns BIG EAST Rookie of the Week honors after averaging 21 points per game in wins against Syracuse and Villanova.
- February 28, 2001 – The Hurricanes defeat West Virginia, 73-66, at the Miami Arena to clinch their seventh consecutive winning season. The win also marks head coach Perry Clark's 200th career victory.
- March 4, 2001 – John Salmons is named the BIG EAST Player of the Week after averaging 26.5 points and 10.0 rebounds in UM wins against West Virginia and Villanova.
- March 6, 2001 – John Salmons is named third-team All-BIG EAST and Darius Rice is named to the BIG EAST All-Rookie team by a vote of the league's coaches.
- March 11, 2001 – Miami receives a bid to the National Invitation Tournament. The postseason berth is the fifth straight for Miami and sixth in the last seven seasons.
- March 14, 2001 – The Hurricanes' season ends with a heartbreaking 60-58 loss at Auburn in the opening round of the NIT.

In 2001-02: Miami Enjoys Record Breaking Season

- November 20, 2001 – Miami defeats Clemson 67-65 in the championship game of the Virgin Islands Paradise Jam. The tournament championship was the Hurricanes' first since the 1988 Eastern Airlines Palm Beach Classic. Senior John Salmons is named the tournament's MVP, while sophomore Darius Rice was named to the All-Tournament team.
- December 3, 2001 – Junior forward James Jones ties the UM single-game record with eight blocked shots in a 77-59 win over Florida International.
- December 15, 2001 – Miami defeats 21st-ranked Indiana, 58-53, in the Orange Bowl Basketball Classic. James Jones was named the game's MVP after recording 13 points, 13 rebounds and five blocks. Indiana would go on to reach the NCAA Tournament championship game.



Darius Rice celebrates after scoring a career-high 43 points, including a steal and three-point basket as time expired, to knock off 11th-ranked Connecticut, 77-76 on January 20, 2003.



The \$48 million BankUnited Center was totally funded through private donations.



The Hurricanes opened the BankUnited Center on January 4, 2003 with a 64-61 overtime victory against North Carolina.

- December 18, 2001 – Miami improves to 10-0 on the season, setting a school-record for consecutive wins to open a season following a 90-62 win against Florida A&M.
- December 22, 2001 – John Salmons scores 15 points in Miami's, 64-56, win against Charlotte to become the 24th player in UM history to surpass 1,000 career points.
- December 23, 2001 – John Salmons is named BIG EAST Co-Player of the Week with St. John's Marcus Hatten after averaging 10.5 points, 8.0 rebounds, 10.0 assists, 3.5 steals and 3.0 blocks in wins against Florida A&M and Charlotte.
- December 24, 2001 – Miami debuts at No. 24 in the Associated Press poll and at No. 23 in the *ESPN/USA Today* Coaches poll.
- December 30, 2001 – Miami defeats St. Francis (Pa.), 71-48, concluding its non-conference season 13-0. The perfect non-conference record is the first in school-history.
- December 31, 2001 – John Salmons is named BIG EAST Player of the Week for the second-consecutive week after averaging 20.0 points, 4.0 rebounds, 4.5 assists and 2.0 steals in wins against LSU and St. Francis (Pa.). Salmons joins former UM great Tim James as the only Hurricanes to win the award in consecutive weeks.
- January 2, 2002 – Miami defeats 24th-ranked Georgetown, 79-71, tying the school-record for consecutive victories (14-0).
- January 19, 2002 – The Hurricanes rally from a 13-point second-half deficit to defeat Providence, 102-96, in overtime. The 13-point second-half comeback tied the UM BIG EAST record.
- January 28, 2002 – Darius Rice is named BIG EAST Player of the Week after recording 30 points and 10 rebounds in the Hurricanes win against Villanova.
- February 2, 2002 – Miami defeats No. 17 Connecticut 68-66 marking the eighth straight season the Hurricanes have defeated a ranked team at home.
- February 4, 2002 – The Hurricanes reach a season-high national ranking of 12th by the Associated Press and 11th in the *ESPN/USA Today* poll.
- February 21, 2002 – James Jones is named to the Verizon All-Academic District III Basketball team.
- February 26, 2002 – Darius Rice scores 30 points to lead Miami to an 81-65 win at Providence. The win is the 22nd of the season marking the most regular-season wins for the Hurricanes since joining the BIG EAST in 1991.
- February 28, 2002 – Darius Rice (first-team) and John Salmons (second-team) are National Association of Basketball Coaches All-District 6 selections.
- March 2, 2002 – Miami defeats Virginia Tech, 83-77, on Senior Day at Miami Arena. The Hurricanes tie the school single-season record for victories with their 23rd of the season.
- March 4, 2002 – John Salmons and Darius Rice are named second-team All-BIG EAST while James Jones is named third-team All-BIG EAST.
- March 5, 2002 – John Salmons receives the first BIG EAST Sportsmanship Award.
- March 7, 2002 – The Hurricanes establish a new school-record for wins in a season (24) with an 84-76 overtime win over Georgetown in the quarterfinals of the BIG EAST Tournament.
- March 9, 2002 – Sophomore Marcus Barnes is named to the BIG EAST Championship All-Tournament team after averaging 23.5 points in two tournament games.
- March 10, 2002 – Miami receives a bid to the NCAA Tournament. Miami is seeded 5th and will face 12th-seeded Missouri in Albuquerque, N.M.
- March 14, 2002 – Miami's season ends with a 93-80 loss to Missouri in the NCAA Tournament. The Hurricanes end the season with a 24-8 record marking the most wins in school history. The Hurricanes also set season records in three-point field goals (236), three-point field goal attempts (684) and blocked shots (190).

In 2002-03:

- December 18, 2002 – James Jones scores 26 points against Arkansas-Pine Bluff to become the 25th player in UM history to surpass 1,000 career points.
- December 21, 2002 – Darius Rice scores 32 points against No. 13 Florida in the Wachovia Orange Bowl Basketball Classic to become the 26th player in UM history to surpass 1,000 career points.



Frank Haith took over the head coaching duties at the University of Miami on April 12, 2004.



Guillermo Diaz was a two-time All-ACC second team selection.

- January 4, 2003 – Miami christens the \$48 million Convocation Center with a thrilling, 64-61, overtime win against North Carolina.
- January 20, 2003 – Darius Rice scores a career-high 43 points, including a steal and three-point basket as time expires to knock off 11th-ranked Connecticut, 77-76, at the Convocation Center. The win marks the ninth consecutive season in which the Hurricanes have defeated a ranked opponent. The 43 points scored by Rice ties him for third on the all-time BIG EAST single-game scoring list.
- February 20, 2003 – James Jones is named Verizon Academic All-District II for the second straight season.
- February 28, 2003 – Darius Rice is named first-team All-District 6. Rice becomes the first Hurricane since Tim James (1998, 1999) to earn first-team All-District honors in consecutive seasons.
- March 6, 2003 – James Jones is named second-team Verizon Academic All-America.
- March 10, 2003 – Darius Rice is named third-team All-BIG EAST by a vote of the league's coaches.
- June 26, 2003 – James Jones is selected in the second round of the NBA Draft by the Indiana Pacers.

In 2003-04: The BIG EAST Era Ends, Miami Joins The ACC

- December 7, 2003 – Guillermo Diaz is named BIG EAST Rookie of the Week after averaging 17.0 points, 1.5 rebounds and 3.5 steals per game in victories against Stetson and Florida International.
- December 29, 2003 – Rob Hite is named BIG EAST Player of the Week after averaging 22.5 points, 6.0 rebounds and 2.0 steals per game in wins against North Carolina A&T and Florida Atlantic.
- January 17, 2004 – Rob Hite ties a UM single-game record for three-point field goal percentage going 5-5 from behind the arc against Virginia Tech.
- February 4, 2004 – Rob Hite ties a modern day Miami single-game record for free throw percentage connecting on 10-10 free throw attempts against Rutgers.
- February 7, 2004 – Darius Rice starts his 109th game as a Hurricane, setting a new UM record. Rice would end his career with 113 career starts at Miami.
- February 11, 2004 – Miami falls 74-72 in overtime to Boston College marking the fourth overtime loss of the season, setting a BIG EAST single-season record.
- February 19, 2004 – Darius Rice is named first-team All-District 6 by the NABC for the third consecutive season. Rice is the first Hurricane to be named first-team All-District three times.
- March 6, 2004 – Darius Rice scored 16 points against West Virginia in his final game as a Hurricane to finish with 1,865 points, fourth most in UM history. Miami ends the season with a 14-16 record.
- March 8, 2004 – Darius Rice is named second-team All-BIG EAST and Guillermo Diaz is named to the BIG EAST All-Rookie Team.
- March 26, 2004 – Perry Clark is dismissed from his head coaching duties at the University of Miami.
- April 12, 2004 – Frank Haith is named the University of Miami's 11th head men's basketball coach.
- July 1, 2004 – The University of Miami officially becomes a member of the Atlantic Coast Conference.

2004-05: The ACC/Frank Haith Era Begins

- November 20, 2004 – Miami defeats Wofford, 67-64, giving Frank Haith his first victory.
- November 29, 2004 – Anthony King records the first triple double in UM history with 11 points, 10 rebounds and an ACC-record 13 blocked shots against Florida Atlantic.
- December 4, 2004 – The Hurricanes knock off 19th-ranked Florida, 72-65, in Gainesville marking, Miami's first win at Florida since January 10, 1963.
- December 13, 2004 – Rob Hite is named ACC Player of the Week becoming the first Hurricane to win the award.
- January 6, 2005 – Miami plays its first ACC game, falling 80-69 at Georgia Tech.
- January 9, 2005 – Miami records its first ACC win defeating North Carolina State, 67-66, in front of a sellout crowd at the Convocation Center.
- January 12, 2005 – Guillermo Diaz is named ACC Player of the Week.
- January 12, 2005 – The Hurricanes record their first ACC road win with a 91-80 victory at Virginia.
- February 2, 2005 – Robert Hite scores 17 points against Virginia Tech to become the 27th player in UM history to record 1,000 career points.
- March 7, 2005 – Guillermo Diaz is named second-team All-ACC, Robert Hite is named honorable-mention All-ACC, and Anthony King is named to the ACC All-Defensive team.
- March 10, 2005 – Miami falls to Virginia 66-65 in its first ACC Tournament game.
- March 13, 2005 – The Hurricanes receive a bid to the National Invitation Tournament.
- March 14, 2005 – Guillermo Diaz is named first-team NABC All-District 6 and Frank Haith is named NABC District 6 Coach of the Year. Haith is the first UM coach to earn District Coach of the Year honors.
- March 15, 2005 – Miami's inaugural season in the ACC ends with a 69-67 loss at South Carolina in the opening round of the NIT. South Carolina goes on to win the NIT title. Anthony King records three blocked shots against the Gamecocks, setting a UM single-season record (86).




Anthony King established a UM single-season record with 86 blocked shots in 2004-05.



On November 16, 2005 the University of Miami and BankUnited enter into a 10-year agreement which renamed the Convocation Center the BankUnited Center.

In 2005-06:

- November 16, 2005 – The University of Miami and BankUnited enter into a 10-year agreement which renamed the Convocation Center the BankUnited Center.
- January 14, 2006 – Miami knocks off 20th-ranked North Carolina, 81-70, in Chapel Hill marking the Hurricanes' first win at the Dean Smith Center.
- February 23, 2006 - Guillermo Diaz and Robert Hite are both named first-team All-District 6 by the NABC marking the first time the Hurricanes have had two players on the first team in the same season.
- March 6, 2006 - Guillermo Diaz is named second-team All-ACC while Robert Hite is named third-team All-ACC by a vote of the league's coaches.
- March 7, 2006 - Guillermo Diaz is named first-team All-District IV by the USBWA.
- March 9, 2006 - The Hurricanes win their first ACC Tournament game overcoming a 12-point deficit over the final 12 minutes to defeat Clemson, 66-63, in Greensboro, N.C.
- March 15, 2006 – Miami defeats Oklahoma State, 62-59, in the opening round of the NIT at the BankUnited Center. The game marks the first post-season hosted by the University of Miami.
- March 20, 2006 - UM records a 53-52 win at Creighton in the second round of the NIT marking Miami's first NIT road win.
- March 22, 2006 - The Hurricanes' season ends with a 71-65 defeat at Michigan in the NIT quarterfinals.
- June 28, 2006 - Guillermo Diaz is selected in the second round of the NBA Draft by the Los Angeles Clippers with the 52nd overall pick.



Robert Hite was named third-team All-ACC in 2005-06.

In 2006-07:

- December 3, 2006 – In the 2006-07 ACC opener, the Hurricanes knock off 21st-ranked Georgia Tech 90-82 at the BankUnited Center.
- December 4, 2006 – Sophomore Jack McClinton earns ACC Player of the Week honors, averaging 26.0 points, 2.0 assists and 1.5 rebounds in two games against Northwestern and Georgia Tech.
- January 10, 2007 – Miami downs 25th-ranked Maryland 63-58 in College Park in front of a crowd of 17,950 Terrapin fans to improve to 2-0 versus ranked teams.
- January 22, 2007 – Freshman Dwayne Collins becomes the first UM player to earn ACC Rookie of the Week honors after averaging 18.0 points and 8.5 rebounds against Boston College and Florida State.
- March 5, 2007 – Jack McClinton, who concluded the 2006-07 regular season ranked first in the ACC in three point percentage (.438) and three-pointers made per game (2.93) and ranked first in the league in free throw percentage (.896), earns Third Team All-ACC honors.
- March 8, 2007 – The Hurricanes upset fourth-seeded and 17th-ranked Maryland 67-62 in the first round of the 2007 ACC Tournament.



Jonathan Stratton



Raymond Hicks

Post-Season Tournament Seasons

BASKETBALL

1959-60

NCAA Tournament
Season Record: 23-4
Bruce Hale, Head Coach

12/1	Rollins	W	110-86
12/3	Jacksonville	W	106-98
12/5	Tampa	W	98-65
12/9	at Houston	W	72-63
12/10	at Centenary	L	77-84
12/12	at Loyola (N.O.)	W	86-70
12/14	Murray State	W	92-80
12/19	Florida	W	79-77
12/21	at Miami (Ohio)	W	83-78
12/28	*vs. Brigham Young	W	110-93
12/29	*vs. Xavier	W	87-69
1/2	South Carolina (OT)	W	107-106
1/7	at Iona	W	69-67
1/13	at Jacksonville	WOT	78-70
1/14	at Florida	W	70-65
1/16	at Florida State	W	93-91
1/23	Houston	L	79-88
1/29	Oklahoma City	W	97-84
2/2	at Rollins	W	90-79
2/3	at Tampa	W	74-73
2/4	at Stetson	W	94-86
2/6	at Florida Southern	W	88-71
2/11	Stetson	L	72-73
2/18	Florida Southern	W	121-85
2/22	Kentucky Wesleyan	W	104-95
2/27	Florida State	W	107-89
3/8	^vs. Western Kentucky	L	84-107

Season Totals: 2427-2192

*-Hurricane Classic
^-NCAA Tournament

NO.	PLAYER	POS.	YR.
11	Dave Landis	G	JR
12	Ron Godfrey	F	JR
13	Dick Hickox	G	JR
14	Dod Hammond	F	SO
15	Harry Manushaw	C	JR
20	Bruce Applegate	F	JR
22	Martin Snider	G	JR
23	Ken Allen	G	SO
24	Chris Stavreti	G	SO
25	Julie Cohen	G	SO
31	Jack Spisak	F	SO
32	Bruce Shapiro	G	SO



1960-61


National Invitation Tournament
Season Record: 20-7
Bruce Hale, Head Coach

12/1	at Rollins	W	80-62
12/3	Tampa	W	93-64
12/6	at Santa Clara	L	65-66
12/8	at San Francisco	W	68-56
12/10	at Brigham Young	L	80-112
12/15	Florida Southern	W	87-54
12/17	Florida	W	93-74
12/28	*vs. Army	W	82-75
12/29	*vs. Holy Cross	W	77-71
1/4	Miami (Ohio)-2OT	W	102-100
1/7	at La Salle	L	74-88
1/11	at Florida	L	73-81
1/13	at Jacksonville	WOT	80-84
1/14	at Florida State	L	78-89
1/21	Houston	W	89-78
1/26	Centenary	W	86-74
1/30	Louisville	W	71-69
2/1	Rollins	W	103-75
2/3	at Stetson	W	91-84
2/4	at Florida Southern	W	92-80
2/11	Loyola (N.O.)	W	65-61
2/15	Stetson	W	91-84
2/18	at Tampa	W	108-99
2/20	Jacksonville	W	96-80
2/23	Morehead State	W	85-70
2/25	Florida State	W	75-73
3/16	^vs. St. Louis	L	56-58

Season Totals: 2230-2036

*-Hurricane Classic
^-National Invitational Tournament

NO.	PLAYER	POS.	YR.
11	Carl Stavreti	G	SO
12	Ron Godfrey	F	SR
13	Dick Hickox	G	SR
14	Lee Woods	F	SO
15	Harry Manushaw	C	SR
20	Bruce Applegate	F	SR
21	Bruce Shapiro	G	JR
23	Ken Allen	G	SO
24	Chris Stavreti	G	JR
25	Julie Cohen	G	JR
31	Jack Spisak	F	JR
33	Lou Alix	F	SO
45	Mike McCoy	C	SO



1962-63


National Invitation Tournament
Season Record: 23-5
Bruce Hale, Head Coach

11/30	Florida	WOT	91-87
12/4	at Boston College	W	72-69
12/6	at Rhode Island	W	88-80
12/8	at Providence	W	82-75
12/13	Florida Southern	W	116-93
12/21	Duke	W	71-69
12/27	*vs. Cornell	W	94-85
12/28	*vs. Pittsburgh	W	86-85
1/3	at St. John's	W	67-59
1/4	at La Salle	L	76-78
1/9	at Jacksonville	W	103-91
1/10	at Florida	W	86-77
1/12	at Florida State	LOT	74-77
1/19	St. Peter's	W	99-75
1/24	Houston	W	71-70
1/29	at Tampa	W	78-76
1/30	at Rollins	W	120-72
2/1	at Stetson	L	64-66
2/2	at Florida Southern	W	99-83
2/5	Jacksonville	W	112-105
2/9	Louisville	W	112-84
2/12	Rollins	W	114-75
2/16	Loyola (N.O.)	L	77-84
2/18	Tampa	W	112-81
2/23	Florida State	W	99-70
2/26	Stetson	W	75-60
3/16	^vs. St. Francis (NY)	W	71-70
3/19	^vs. Providence	L	96-106

Season Totals: 2505-2212

*-Hurricane Classic
^-National Invitational Tournament

NO.	PLAYER	POS.	YR.
11	Carl Stavreti	G	SR
12	Larry Kessler	G	SO
13	Bernie Butts	G	JR
14	Lee Woods	C	SR
15	Edward Fults	F	SO
20	Greg Meyer	C	SO
22	Charles Holiber	F	JR
23	Kenny Allen	G	SR
24	Rick Barry	F	SO
31	Jack Spisak	F	SR
32	Wayne Beckner	F	SO
45	Mike McCoy	C	SR



Post-Season Tournament Seasons

1963-64

National Invitation Tournament
Season Record: 20-7
Bruce Hale, Head Coach

12/3	Tampa	W	101-95
12/7	Florida	W	95-79
12/10	at Santa Clara	L	77-86
12/12	at St. Mary's (CA)	L	101-86
12/14	at Nevada	WOT	81-78
12/17	San Francisco	W	95-83
12/19	Rollins	W	108-90
12/27	*vs. Army	W	79-71
12/28	*vs. Syracuse	LOT	85-86
1/4	Rhode Island	W	105-88
1/8	Jacksonville	W	97-92
1/9	at Florida	L	91-114
1/11	at Florida State	L	78-80
1/18	Memphis State	W	78-69
1/23	La Salle	W	121-99
1/28	at Rollins	W	127-85
1/29	at Tampa	W	134-104
1/31	at Stetson	W	81-75
2/1	at Florida Southern	W	85-78
2/4	Jacksonville	W	117-92
2/10	Creighton	L	94-124
2/13	at Houston	L	83-93
2/15	at Loyola (N.O.)	WOT	97-90
2/18	Florida Southern	W	120-79
2/22	Stetson	W	87-70
2/29	Florida State	W	82-80
3/12	^vs. St. Joseph's (PA)	L	76-86

Season Totals: 2575-2352

*-Hurricane Classic

^-National Invitational Tournament

NO.	PLAYER	POS.	YR.
12	Larry Kessler	G	JR
13	Bernie Butts	G	SR
15	Charles Holiber	F	SR
20	Clark Connors	F	SO
22	John Bates	F	SO
24	Rick Barry	F	JR
25	Bob Green	G	SO
31	John Dampier	G	JR
32	Wayne Beckner	F	JR
33	Don Patrican	C	SO
34	Charles Grob	C	SO
45	Stewart Marcus	F	SO



1994-95

National Invitation Tournament
Season Record: 15-13 (9-9 BIG EAST)
Leonard Hamilton, Head Coach

11/25	Northeastern Illinois	W	66-48
11/28	Florida Atlantic	W	76-59
11/30	Robert Morris	W	66-51
12/6	Syracuse	L	65-83
12/10	Florida A&M	W	67-53
12/20	at Clemson	L	55-75
12/28	*UNLV	L	55-56
12/30	Fordham	W	55-43
1/2	at Seton Hall	L	54-72
1/7	at Georgetown	L	64-71
1/11	at St. John's	W	82-79
1/18	at Providence	W	81-75
1/21	Boston College	W	69-80
1/25	Villanova	L	62-92
1/28	at Syracuse	L	51-76
1/31	at Connecticut	L	57-82
2/4	Georgetown	W	67-61
2/7	at Villanova	L	63-73
2/11	Providence	W	69-63
2/13	St. John's	W	71-69
2/18	at Pittsburgh	L	61-67
2/22	Seton Hall	W	61-57
2/25	at Boston College (OT)	W	77-71
2/28	Pittsburgh (OT)	W	76-68
3/2	at Florida Atlantic	W	80-70
3/4	Connecticut	L	67-75
3/10	#vs Georgetown	L	58-69
3/15	^at Penn State	L	56-62


Season Totals: 1831-1888

*-Orange Bowl Basketball Classic

#-BIG EAST Tournament

^-National Invitational Tournament

NO.	PLAYER	POS.	YR.
0	Steve Frazier	G	SO
3	Alex Fraser	F	SO
5	Steve Rich	F	JR
10	Anthony Rosa	G	SO
11	Torey McCormick	G	SO
12	Kevin Norris	G	FR
13	Chuck Barker	G	FR
20	Mitchell Dunn	G	JR
21	Steven Edwards	G	JR
22	Jaime Waggoner	G	FR
33	Constantin Popa	C	SR
50	Brad Timpf	F	SO
52	Lorenzo Pearson	F	JR
55	Will Davis	C	SO



1996-97

National Invitation Tournament
Season Record: 16-13 (9-9 BIG EAST)
Leonard Hamilton, Head Coach

11/22	Buffalo	W	78-61
11/24	Florida Atlantic	W	83-74
11/29	at UNLV	L	43-55
12/3	St. John's	L	57-61
12/7	Syracuse	W	67-63
12/13	Hartford	W	74-58
12/18	Jacksonville	W	74-57
12/22	at Tennessee	L	65-78
12/28	*vs. DePaul	W	61-45
12/30	Lehigh	W	32-68
1/2	at Boston College	W	65-62
1/4	at Georgetown	W	69-67
1/8	at Pittsburgh	L	72-76
1/11	at Villanova	W	61-59
1/15	Providence	W	71-69
1/18	Georgetown	WOT	68-65
1/22	Connecticut	W	69-46
2/2	at Rutgers	L	59-60
2/5	Pittsburgh	W	78-63
2/8	Rutgers	W	53-50
2/10	at Seton Hall	W	61-51
2/15	at Connecticut	L	52-72
2/19	Boston College	L	57-59
2/22	at St. John's	L	73-77
2/25	at Notre Dame	L	60-69
3/1	West Virginia	L	54-82
3/5	^vs. St. John's	WOT	76-68
3/6	^vs. Georgetown	L	59-63
3/13	\$vs. Michigan	L	63-76


Season Totals: 1105-1126

*-Orange Bowl Classic

^-BIG EAST Tournament

\$-National Invitational Tournament

NO.	PLAYER	POS.	YR.
0	Steve Frazier	G	SR
3	Alex Fraser	F	SO
10	Anthony Rosa	G	SR
11	Torey McCormick	G	SR
12	Kevin Norris	G	JR
15	Nick Donovan	C	SO
20	Mike Curcio	G	SO
22	Jaime Waggoner	G	JR
30	Vernon Jennings	G/F	FR
31	Johnny Hemsley	G/F	FR
32	Lucas Barnes	G/F	FR
33	Clifton Clark	G/F	SR
40	Tim James	F	SO
51	Mario Bland	F	FR
55	Will Davis	C	SR



Post-Season Tournament Seasons

U BASKETBALL

1997-98

NCAA Tournament

Season Record: 18-10 (11-7 BIG EAST)

Leonard Hamilton, Head Coach

11/14	at Southern Illinois	W	73-61
11/16	Florida Atlantic	W	69-47
11/21	UNC-Charlotte	W	89-72
11/24	Eastern Kentucky	W	86-64
11/29	at Jacksonville	W	74-70
12/2	Rutgers	W	63-55
12/6	Georgetown	W	66-56
12/12	Georgia State	W	80-64
12/22	at Memphis	W	65-57
12/27	*vs. Georgia Tech	L	61-69
12/31	at Seton Hall	W	78-65
1/3	at Pittsburgh	W	73-65
1/6	Connecticut	W	76-67
1/10	at West Virginia	L	84-98
1/13	at St. John's	L	64-73
1/18	at Syracuse	L	67-85
1/22	Villanova	W	78-63
1/28	at Boston College	W	67-57
1/31	at Villanova	L	75-78
2/4	Providence	W	64-54
2/10	Syracuse	L	63-72
2/14	Notre Dame	W	66-57
2/18	at Providence	L	57-59
2/22	at Notre Dame	W	65-59
2/24	Seton Hall	L	71-76
2/28	West Virginia	W	70-66
3/4	^vs. Georgetown	L	56-62
3/13	\$vs. UCLA	L	62-65


Season Totals: 1962-1836

*-Orange Bowl Classic

^BIG EAST Tournament

\$-NCAA Tournament

NO.	PLAYER	POS.	YR.
3	Mike Byars-Dawson	G	FR
10	Kevin Norris	G	SR
11	Jeremiah Schlie	F	FR
13	Steve Frazier	G	SR
14	Todd Manuel	G	FR
15	Nick Donovan	F	JR
20	Charles Wiseman	G	SO
21	Mike Curcio	G	JR
22	Jaime Waggoner	G	SR
30	Vernon Jennings	G/F	SO
31	Johnny Hemsley	G/F	SO
32	Lucas Barnes	G/F	SO
34	Dwayne Wimbley	F	FR
40	Tim James	F	JR
44	Elton Tyler	F	FR
51	Mario Bland	F	SO



1998-99

NCAA Tournament - Second Round

Season Record: 23-7 (15-3 BIG EAST)

Leonard Hamilton, Head Coach

11/13	at Florida Atlantic	W	97-73
11/23	at UNC-Charlotte	L	59-66
11/27	Northern Iowa	W	78-69
12/5	at Kentucky	L	65-74
12/8	Boston College	W	77-64
12/11	Central Florida	W	66-56
12/18	at Georgia State	W	76-55
12/22	Memphis	W	80-64
12/27	*vs. Ohio State	W	72-64
12/30	at Georgetown	W	64-63
1/6	St. John's	W	84-79
1/9	Notre Dame	L	68-71
1/13	at Rutgers	W	74-62
1/16	at West Virginia	W	64-55
1/20	Connecticut	L	68-70
1/24	at Boston College	W	75-67
1/27	Seton Hall	W	77-71
1/30	at Pittsburgh	L	54-60
2/3	at St. John's	W	73-70
2/6	Georgetown	W	71-58
2/8	at Syracuse	W	76-63
2/13	at Providence	W	69-65
2/16	Villanova	W	103-82
2/20	at Connecticut	W	73-71
2/23	Pittsburgh	W	85-52
2/27	Rutgers	W	68-63
3/4	^vs. Georgetown	W	65-54
3/5	^vs. St. John's	L	59-62
3/12	\$vs. Lafayette	W	75-54
3/14	\$vs. Purdue	L	63-73


Season Totals: 2178-1950

*-Orange Bowl Classic

^BIG EAST Tournament

\$-NCAA Tournament

NO.	PLAYER	POS.	YR.
3	Mike Byars-Dawson	G	SO
4	Michael Simmons	G	FR
5	John Salmons	F	FR
11	Jeremiah Schlie	F	SO
13	João Paulo Coelho	G	FR
14	Todd Manuel	G	SO
15	Nick Donovan	F	SR
30	Vernon Jennings	G/F	JR
31	Johnny Hemsley	G/F	JR
34	Dwayne Wimbley	F	SO
40	Tim James	F	SR
42	Kevin Houston	G/F	JR
44	Elton Tyler	F	SO
51	Mario Bland	F	JR



1999-00

NCAA Tournament - Sweet 16

Season Record: 23-11 (13-3 BIG EAST)

BIG EAST Regular Season Co-Champions

Leonard Hamilton, Head Coach

11/19	at Central Florida	W	81-54
11/23	Monmouth	W	67-46
11/30	Bethune-Cookman	W	102-75
12/4	at Memphis	L	72-82
12/7	UNC-Charlotte	L	65-75
12/11	Hartford	W	97-61
12/18	*vs. North Carolina	L	78-68
12/20	^vs. LA-Lafayette	L	60-66
12/21	^vs. Detroit Mercy	W	68-64
12/22	^vs. Illinois State	L	78-87
12/27	Florida Atlantic	W	89-52
12/29	Quinnipiac	W	80-66
1/5	West Virginia	W	66-58
1/8	Syracuse	L	55-67
1/11	at Seton Hall	W	71-64
1/15	at Georgetown	L	61-65
1/17	at Villanova	W	67-66
1/22	Boston College	W	62-54
1/25	at Notre Dame	W	63-49
1/29	Kentucky	L	57-60
2/1	Pittsburgh	W	64-60
2/5	at Rutgers	W	58-52
2/7	Georgetown	W	77-55
2/16	Providence	L	45-47
2/19	at Connecticut	W	63-57
2/22	at West Virginia	W	68-50
2/26	Notre Dame	W	55-52
2/29	at Pittsburgh	W	74-66
3/5	St. John's	W	74-70
3/9	\$vs. Notre Dame	W	61-58
3/10	\$vs. St. John's	L	57-58
3/17	#vs. Arkansas	W	75-71
3/19	#vs. Ohio State	W	75-62
3/24	#vs. Tulsa	L	71-80

Season Totals: 2346-2127


*-Orange Bowl Classic

^San Juan Shootout

\$-BIG EAST Tournament

#-NCAA Tournament

NO.	PLAYER	POS.	YR.
0	Leroy Hurd	G/F	FR
3	Michael Simmons	G	SO
11	Jerry Schlie	F	JR
13	João Paulo Coelho	G	SO
25	Elton Tyler	F	JR
30	Vernon Jennings	G/F	SR
31	Johnny Hemsley	G/F	SR
33	James Jones	F	FR
34	Dwayne Wimbley	F	JR
45	John Salmons	F	SO
51	Mario Bland	F	JR



Post-Season Tournament Seasons

UBASKETBALL

2000-01

National Invitation Tournament

Season Record: 16-13 (8-8 BIG EAST)

Perry Clark, Head Coach

11/18	at Florida Atlantic	W	76-59
11/21	Columbia	W	65-41
11/25	Northeastern	W	92-86
11/28	at Charlotte	L	63-95
12/4	at North Carolina	L	45-67
12/9	Central Florida	W	83-72
12/16	*vs. Nebraska	L	64-72
12/18	Eastern Illinois	W	83-73
12/21	Memphis	W	66-57
12/27	Lehigh	W	71-52
12/29	Tennessee-Martin	W	70-54
1/3	at Pittsburgh	L	51-62
1/7	Boston College	L	72-73
1/10	at Virginia Tech	L	74-85
1/13	at Boston College	L	73-82
1/16	at Providence	W	78-64
1/20	Connecticut	W	77-74
1/22	at St. John's	LOT	63-67
1/28	Providence	L	70-80
2/1	Seton Hall	W	72-66
2/6	Virginia Tech	W	86-61
2/10	St. John's	L2OT	79-85
2/13	at Syracuse	W	68-57
2/17	at Villanova	W	80-62
2/24	at Connecticut	L	53-60
2/28	West Virginia	W	73-66
3/3	Villanova	W	65-53
3/7	^vs. Pittsburgh	L	69-78
3/14	#vs. Auburn	L	58-60

Season Totals:

2039-1963

*-Orange Bowl Classic

^-BIG EAST Championship

#-National Invitation Tournament

NO.	PLAYER	POS.	YR.
0	Leroy Hurd	G/F	SO
1	Michael Simmons	G	SO
3	Joe Gordon	G	JR
4	Marcus Barnes	G	FR
5	John Salmos	F	JR
10	Orlando Gonzalez	G	SR
11	Jerry Schlie	F	JR
12	Brandon Okpalobi	G	FR
14	Rodrigue Djahue	F	FR
20	Danny Marakovits	G	FR
21	Darius Rice	F	FR
32	Dwayne Wimbley	C	SR
33	James Jones	F	SO



2001-02

NCAA Tournament

Season Record: 24-8 (10-6 BIG EAST)

Perry Clark, Head Coach

11/18	*vs. Eastern Michigan	W	93-56
11/19	*vs. AL-Birmingham	W	81-79
11/20	*vs. Clemson	W	67-65
11/24	Lafayette	W	79-69
11/26	Florida Atlantic	W	74-48
11/29	Howard	W	87-71
12/3	Florida International	W	77-59
12/8	at Texas A&M	W	64-55
12/15	^vs. Indiana	W	58-53
12/18	Florida A&M	W	90-62
12/22	Charlotte	W	64-56
12/27	at Louisiana State	W	68-61
12/30	St. Francis (PA)	W	71-48
1/2	at Georgetown	W	79-71
1/5	at Connecticut	L	75-76
1/8	at St. John's	L	60-71
1/12	at Virginia Tech	W	77-68
1/15	Pittsburgh	W2OT	76-69
1/19	Providence	WOT	102-96
1/24	Villanova	W	76-58
1/29	Boston College	L	65-70
2/2	Connecticut	W	68-66
2/5	at Villanova	W	65-56
2/10	at Boston College	L	63-76
2/13	St. John's	W	79-56
2/17	at Rutgers	L	61-64
2/23	Notre Dame	L	77-90
2/26	at Providence	W	81-65
3/2	Virginia Tech	W	83-77
3/7	#vs. Georgetown	W	84-76
3/8	#vs. Pittsburgh	L	71-76
3/14	%vs. Missouri	L	80-93

Season Totals:

2395-2156


*-Virgin Islands Paradise Jam

^-Orange Bowl Classic

#-BIG EAST Championship

%-NCAA Tournament

NO.	PLAYER	POS.	YR.
1	Michael Simmons	G	JR
2	Kahleaf Watson	G	FR
4	Marcus Barnes	G	SO
5	John Salmos	F	SR
10	Brandon Okpalobi	G	SO
11	Jerry Schlie	F	SR
12	Rafael Berumen	F/C	JR
13	Paulo Coelho	G	JR
14	Rodrigue Djahue	F	SO
20	Danny Marakovits	G	SO
21	Darius Rice	F	SO
25	Elton Tyler	F/C	SR
33	James Jones	F	JR
34	William Frisby	F	SO



Post-Season Tournament Seasons

U BASKETBALL

2004-05

National Invitation Tournament
Season Record: 16-13 (7-9 ACC)
Frank Haith, Head Coach

11/20	Wofford	W	67-64
11/23	South Carolina State	L	50-60
11/27	#vs. Xavier	LOT	70-83
11/29	Florida Atlantic	W	84-68
12/4	@ Florida	W	72-65
12/7	@ Florida International	W	80-67
12/12	Massachusetts	W	80-53
12/18	Stetson	W	81-50
12/23	Tennessee Tech	W	69-57
12/30	Appalachian State	W	80-63
1/2	Norfolk State	W	76-58
1/6	*@ Georgia Tech	L	69-80
1/9	*North Carolina State	W	67-66
1/12	*@ Virginia	W	91-80
1/15	*Florida State	W	64-63
1/19	*Duke	L	83-92
1/22	*@ North Carolina	L	67-87
1/26	*Clemson	W	69-65
1/29	*@ Wake Forest	L	82-94
2/2	*Virginia Tech	L	63-73
2/5	*Maryland	WOT	75-73
2/12	*@ Clemson	W	83-77
2/15	*Wake Forest	L	63-68
2/19	*@ Virginia Tech	L	58-71
2/22	*@ Florida State	W	65-49
2/26	*Georgia Tech	L	72-76
3/3	*@ Duke	L	59-83
3/10	%vs. Virginia	L	65-66
/15	^@ South Carolina	L	67-69

Season Totals

2071-2020

* - Atlantic Coast Conference game

- MetroPCS Orange Bowl Basketball Classic

% - ACC Tournament, Washington, D.C.

^ - NIT First Round, Columbia, S.C.

NO.	PLAYER	POS.	YR.
2	Gary Hamilton	F/C	Jr.
3	Lee Butler	G	Jr.
4	Antoine Mayhand	G	Fr.
10	Brandon Okpalobi	G	Sr.
11	Eric Wilkins	G	Jr.
12	Anthony Harris	G	So.
13	Guillermo Diaz	G	So.
21	Jonathan Stratton	G	Fr.
22	Robert Hite	G	Jr.
34	William Frisby	F	Sr.
42	Raymond Hicks	F	Fr.
44	Keaton Copeland	F	Jr.
50	Anthony King	F/C	So.
55	Glenn Batemon	C	Jr.



2005-06

National Invitation Tournament - Quarterfinals
Season Record: 18-16 (7-9 ACC)
Frank Haith, Head Coach

11/13	vs Texas-Arlington	W	76-65
11/14	vs Air Force	L	53-57Z
11/15	vs Wisc.-Green Bay	W	80-54
11/19	MORGAN STATE	W	83-51
11/22	NORTH CAROLINA A&T	W	87-62
11/27	at Temple	L	56-73
11/29	at Michigan	L	53-74
12/03	BIRMINGHAM-SOUTHERN	W	82-55
12/10	WOFFORD COLLEGE	W	71-40
12/18	*at NC State	L	69-81
12/22	FLORIDA	L	67-77
12/27	STETSON	W	65-56
12/31	#vs Louisville	L	43-58
01/02	SACRED HEART	W	63-57
01/07	*MARYLAND	W	84-70
01/14	*at North Carolina	W	81-70
01/18	*CLEMSON	W	62-38
01/21	*BOSTON COLLEGE	L	61-65
01/24	*at Virginia	L	51-71
01/29	*at Florida State	WOT	84-78
01/31	*WAKE FOREST	W	78-69
02/04	*at Georgia Tech	W	70-53
02/08	*NORTH CAROLINA ST	L2OT	77-86
02/12	*NORTH CAROLINA	L	70-80
02/16	*at Boston College	L	54-65
02/19	*at Duke	L	71-92
02/22	*VIRGINIA TECH	W	70-59
03/01	*at Maryland	L	61-65
03/05	*FLORIDA STATE	L	64-67
03/09	%vs Clemson	W	66-63
03/10	%vs Duke	L	76-80
03/15	^OKLAHOMA STATE	W	62-59
03/20	*at Creighton	W	53-52
03/22	^at Michigan	L	65-71

Season Totals

2308-2213

* - Atlantic Coast Conference game


- MetroPCS Orange Bowl Basketball Classic

% - ACC Tournament, Greensboro, N.C.


^ - National Invitational Tournament

NO.	PLAYER	POS.	YR.
00	Jimmy Graham	F	Fr.
2	Gary Hamilton	F/C	Sr.
3	Lee Butler	G	Sr.
11	Eric Wilkins	G	Sr.
12	Anthony Harris	G	Jr.
13	Guillermo Diaz	G	Jr.
15	Denis Clemente	G	Fr.
21	Jonathan Stratton	G	So.
22	Robert Hite	G	Sr.
30	Adrian Thomas	F	Fr.
32	Brian Asbury	G	Fr.
42	Raymond Hicks	F	So.
44	Keaton Copeland	F	Sr.
50	Anthony King	F/C	Jr.





Tim James jumps center against UCLA's J.R. Henderson in the opening round of the 1998 NCAA Tournament.



In 1994-95, Steven Edwards helped lead UM to the National Invitation Tournament, its first post-season appearance since 1964.

NCAA Tournament Results (3-5)

1959-60
 3-8-60 . . . vs. Western Kentucky . . . L 107-84 . . . Lexington, Ky.

1997-98
 3-13-98 . . . vs UCLA L 65-62 . . . Atlanta, Ga.

1998-99
 3-12-99 . . . vs Lafayette W 75-54 . . . Boston, Mass.
 3-14-99 . . . vs Purdue L 73-63 . . . Boston, Mass.

1999-00
 3-17-00 . . . vs Arkansas W 75-71 . . . Nashville, Tenn.
 3-19-00 . . . vs Ohio State W 75-62 . . . Nashville, Tenn.
 3-24-00 . . . vs Tulsa L 80-71 . . . Austin, Texas

2001-02
 3-14-02 . . . vs Missouri L 93-80 . . . Albuquerque, N.M.

NIT Results (3-8)

1960-61
 3-16-61 . . . vs. St. Louis L 58-56 . . . New York, N.Y.

1962-63
 3-16-63 . . . vs. St. Francis (NY) . . . W 71-70 . . . New York, N.Y.
 3-19-63 . . . vs. Providence L 106-96 . . . New York, N.Y.

1963-64
 3-12-64 . . . vs. St. Joseph's (PA) . . . L 86-76 . . . New York, N.Y.

1994-95
 3-15-95 . . . at Penn State L 62-56 . . . University Park, Pa.

1996-97
 3-13-97 . . . at Michigan L 76-63 . . . Ann Arbor, Mich.

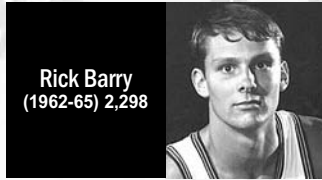
2000-01
 3-14-01 . . . at Auburn L 60-58 . . . Auburn, Ala.

2004-05
 3-15-05 . . . at South Carolina L 69-67 . . . Columbia, S.C.

2005-06
 3-15-06 . . . Oklahoma State W 62-59 . . . Coral Gables, Fla.
 3-20-06 . . . at Creighton W 53-52 . . . Omaha, Neb.
 3-22-06 . . . at Michigan L 71-65 . . . Ann Arbor, Mich.

1,000 Point Club

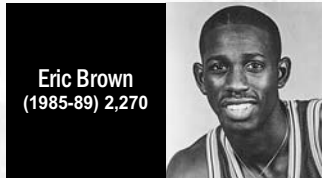
BASKETBALL



Rick Barry
(1962-65) 2,298

RICK BARRY (1962-65) - 2,298

Year	GP	Total			3-PT			Pct	Pts-Avg
		FG-FGA	Pct	FT-FTA	FG-FGA	Pct	FT-FTA		
1962-63	24	162-341	.475	-	-	131-158	.829	455-19.0	
1963-64	27	314-572	.549	-	-	242-287	.843	870-32.1	
1964-65	26	340-651	.522	-	-	292-341	.859	973-37.4	
TOTAL	77	816-1564	.522	-	-	665-786	.846	2298-29.8	



Eric Brown
(1985-89) 2,270

ERIC BROWN (1985-89) - 2,270

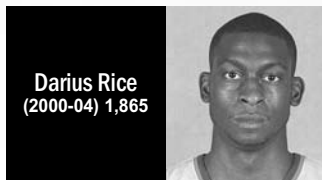
Year	GP	Total			3-PT			Pct	Pts-Avg
		FG-FGA	Pct	FT-FTA	FG-FGA	Pct	FT-FTA		
1985-86	28	174-346	.503	—	—	112-156	.718	460-16.4	
1986-87	31	183-388	.472	14-38	.368	114-145	.786	494-15.9	
1987-88	30	193-333	.580	4-13	.308	161-229	.703	551-18.4	
1988-89	31	255-437	.584	9-32	.281	246-310	.794	765-24.7	
TOTAL	120	805-1504	.535	27-83	.325	633-840	.754	2270-18.9	



Don Curnett
(1967-70) 2,006

DON CURNETT (1967-70) - 2,006

Year	GP	Total			3-PT			Pct	Pts-Avg
		FG-FGA	Pct	FT-FTA	FG-FGA	Pct	FT-FTA		
1967-68	28	268-559	.480	—	—	99-120	.825	635-22.7	
1968-69	24	262-613	.428	—	—	138-170	.812	662-27.6	
1969-70	25	283-644	.439	—	—	143-166	.861	709-28.4	
TOTAL	77	813-1816	.448	—	—	380-456	.833	2006-26.1	



Darius Rice
(2000-04) 1,865

DARIUS RICE (2000-04) - 1,865

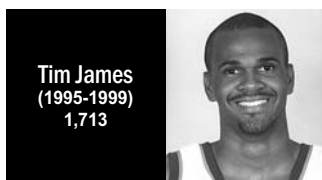
Year	GP	Total			3-PT			Pct	Pts-Avg
		FG-FGA	Pct	FT-FTA	FG-FGA	Pct	FT-FTA		
2000-01	29	140-352	.398	62-183	.339	67-93	.720	409-14.1	
2001-02	32	155-405	.383	76-208	.365	92-115	.800	478-14.9	
2002-03	27	170-399	.426	67-184	.364	99-129	.767	506-18.7	
2003-04	28	166-408	.407	55-180	.306	85-106	.802	472-16.9	
TOTAL	116	631-1564	.403	260-755	.344	343-443	.774	1865-16.1	



Robert Hite
(2002-06) 1,717

ROBERT HITE (2002-06) - 1,717

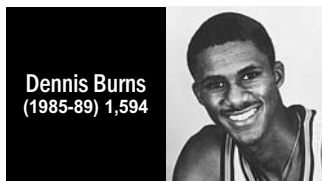
Year	GP	Total			3-PT			Pct	Pts-Avg
		FG-FGA	Pct	FT-FTA	FG-FGA	Pct	FT-FTA		
2002-03	28	74-187	.396	20-62	.323	35-41	.854	203-7.3	
2003-04	30	168-344	.488	51-135	.378	68-79	.861	455-15.2	
2004-05	29	179-429	.417	72-189	.381	71-82	.866	501-17.3	
2005-06	34	201-446	.451	85-207	.411	71-87	.816	558-16.4	
TOTAL	121	622-1406	.442	228-593	.384	245-289	.848	1717-14.2	



Tim James
(1995-1999) 1,713

TIM JAMES (1995-1999) - 1,713

Year	GP	Total			3-PT			Pct	Pts-Avg
		FG-FGA	Pct	FT-FTA	FG-FGA	Pct	FT-FTA		
1995-96	28	117-221	.529	2-6	.333	46-85	.541	282-10.1	
1996-97	29	165-380	.434	2-8	.250	73-120	.608	405-14.0	
1997-98	28	184-379	.485	4-17	.235	97-144	.674	469-16.8	
1998-99	30	215-451	.477	12-41	.293	115-165	.697	557-18.6	
TOTAL	115	681-1431	.476	20-72	.278	331-514	.644	1713-14.9	



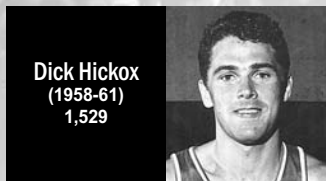
Dennis Burns
(1985-89) 1,594

DENNIS BURNS (1985-89) - 1,594

Year	GP	Total			3-PT			Pct	Pts-Avg
		FG-FGA	Pct	FT-FTA	FG-FGA	Pct	FT-FTA		
1985-86	28	172-361	.476	—	—	35-60	.583	379-13.5	
1986-87	29	103-236	.436	1-10	.100	36-61	.590	243-8.4	
1987-88	31	203-400	.508	5-29	.172	67-106	.632	478-15.4	
1988-89	31	212-412	.515	3-5	.600	67-104	.644	494-15.9	
TOTAL	119	690-1409	.490	9-44	.205	205-331	.619	1594-13.4	

1,000 Point Club


UBASKETBALL



Dick Hickox
(1958-61)
1,529

DICK HICKOX (1958-61) - 1,529


Year	GP	Total		3-PT		FT-FTA	Pct	Pts-Avg
		FG-FGA	Pct	FG-FGA	Pct			
1958-59	25	161-378	.426	—	—	131-162	.809	453-18.1
1959-60	27	219-460	.476	—	—	158-198	.798	596-22.1
1960-61	27	180-437	.412	—	—	120-152	.788	480-17.8
TOTAL	79	560-1275	.439	—	—	409-512	.799	1529-19.4



Johnny Hemsley
(1996-00) 1,497

JOHNNY HEMSLEY (1996-00) - 1,497


Year	GP	Total		3-PT		FT-FTA	Pct	Pts-Avg
		FG-FGA	Pct	FG-FGA	Pct			
1996-97	24	30-87	.345	4-16	.250	19-24	.792	83-3.5
1997-98	24	123-300	.410	26-96	.271	66-84	.786	338-14.1
1998-99	30	183-408	.449	70-175	.400	98-125	.784	534-17.8
1999-00	30	194-488	.398	64-200	.320	90-106	.849	542-18.1
TOTAL	108	530-1283	.413	164-487	.337	273-339	.805	1497-13.9



Guillermo Diaz
(2003-06) 1,477

GUILLERMO DIAZ (2003-06) - 1,477

Year	GP	Total		3-PT		FT-FTA	Pct	Pts-Avg
		FG-FGA	Pct	FG-FGA	Pct			
2003-04	30	132-268	.493	35-76	.461	54-77	.701	353-11.8
2004-05	29	190-417	.456	61-168	.363	97-137	.708	538-18.6
2005-06	34	194-467	.415	78-214	.364	120-152	.789	586-17.2
TOTAL	93	516-1152	.448	174-458	.380	271-366	.740	1477-15.9



Steven Edwards
(1992-96) 1,393

STEVEN EDWARDS (1992-96) - 1,393

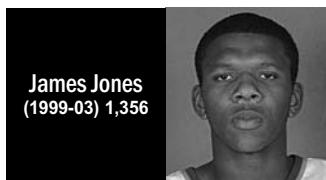
Year	GP	Total		3-PT		FT-FTA	Pct	Pts-Avg
		FG-FGA	Pct	FG-FGA	Pct			
1992-93	27	127-304	.418	79-207	.382	97-140	.693	430-15.9
1993-94	27	76-213	.357	57-164	.348	34-56	.607	243-9.0
1994-95	28	102-285	.358	64-195	.328	91-118	.771	359-12.8
1995-96	28	114-295	.386	65-200	.325	68-101	.673	361-12.9
TOTAL	110	419-1097	.382	265-766	.346	290-415	.699	1393-12.7



Ron Godfrey
(1958-61) 1,384

RON GODFREY (1958-61) - 1,384

Year	GP	Total		3-PT		FT-FTA	Pct	Pts-Avg
		FG-FGA	Pct	FG-FGA	Pct			
1958-59	25	149-329	.453	—	—	106-143	.741	404-16.2
1959-60	27	176-389	.452	—	—	159-207	.768	511-18.9
1960-61	27	193-401	.481	—	—	83-119	.698	469-17.4
TOTAL	79	518-1119	.463	—	—	348-469	.742	1384-17.5



James Jones
(1999-03) 1,356

JAMES JONES (1999-03) - 1,356

Year	GP	Total		3-PT		FT-FTA	Pct	Pts-Avg
		FG-FGA	Pct	FG-FGA	Pct			
1999-00	33	52-122	.426	10-32	.313	15-18	.833	129-3.9
2000-01	29	122-285	.428	41-87	.471	60-74	.811	345-11.9
2001-02	32	133-332	.401	33-105	.314	111-132	.841	410-16.9
2002-03	28	157-351	.447	40-100	.400	118-142	.831	472-16.9
TOTAL	122	464-1090	.426	124-324	.383	304-366	.831	1356-11.1



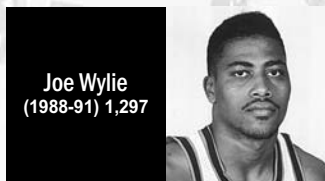
Mike Wittman
(1964-67) 1,319

MIKE WITTMAN (1964-67) - 1,319

Year	GP	Total		3-PT		FT-FTA	Pct	Pts-Avg
		FG-FGA	Pct	FG-FGA	Pct			
1964-65	24	65-141	.461	—	—	37-61	.726	167-7.0
1965-66	26	208-446	.466	—	—	151-206	.733	567-21.8
1966-67	26	219-453	.483	—	—	147-184	.799	585-22.3
TOTAL	76	492-1040	.473	—	—	335-451	.743	1319-17.4

1,000 Point Club

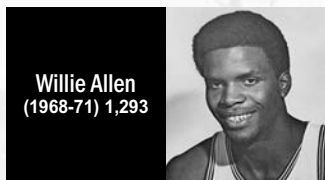
U BASKETBALL



Joe Wylie
(1988-91) 1,297

JOE WYLIE (1988-91) - 1,297

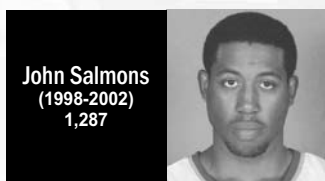
Year	GP	Total			3-PT			Pct	Pts-Avg
		FG-FGA	Pct	FT-FTA	FG-FGA	Pct	FT-FTA		
1988-89	25	105-202	.520	3-6	.500	55-104	.529	268-10.7	
1989-90	28	210-430	.488	3-11	.273	91-153	.595	514-18.4	
1990-91	28	186-400	.465	0-4	.000	143-194	.737	515-18.4	
TOTAL	81	501-1032	.485	6-21	.286	289-451	.641	1297-16.0	



Willie Allen
(1968-71) 1,293

WILLIE ALLEN (1968-71) - 1,293

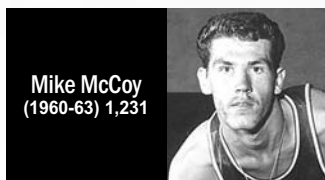
Year	GP	Total			3-PT			Pct	Pts-Avg
		FG-FGA	Pct	FT-FTA	FG-FGA	Pct	FT-FTA		
1968-69	24	134-300	.447	—	—	84-138	.609	352-14.7	
1969-70	26	164-356	.461	—	—	116-188	.617	444-17.1	
1970-71	25	184-404	.455	—	—	129-227	.568	497-19.9	
TOTAL	75	482-1060	.455	—	—	329-553	.595	1293-17.2	



John Salmons
(1998-2002) 1,287

JOHN SALMONS (1998-2002) - 1,287

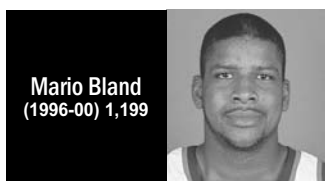
Year	GP	Total			3-PT			Pct	Pts-Avg
		FG-FGA	Pct	FT-FTA	FG-FGA	Pct	FT-FTA		
1998-99	29	61-127	.480	10-41	.244	29-40	.725	161-5.6	
1999-00	34	109-240	.454	29-85	.341	73-92	.793	320-9.4	
2000-01	29	137-289	.474	25-71	.352	88-111	.793	387-13.3	
2001-02	32	137-297	.461	22-71	.310	123-146	.842	419-13.1	
TOTAL	124	444-953	.466	86-268	.321	313-389	.805	1287-10.4	



Mike McCoy
(1960-63) 1,231

MIKE MCCOY (1960-63) - 1,231

Year	GP	Total			PT-3			Pct	Pts-Avg
		FG-FGA	Pct	FT-FTA	FG-FGA	Pct	FT-FTA		
1960-61	27	88-197	.446	—	—	33-61	.541	209-7.7	
1961-62	26	199-485	.410	—	—	70-122	.574	468-18.0	
1962-63	28	237-530	.447	—	—	80-132	.606	554-19.8	
TOTAL	81	524-1212	.432	—	—	183-315	.581	1231-15.2	



Mario Bland
(1996-00) 1,199

MARIO BLAND (1996-00) - 1,199

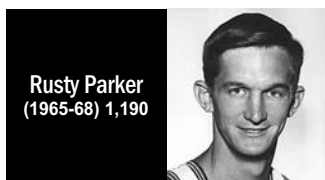
Year	GP	Total			3-PT			Pct	Pts-Avg
		FG-FGA	Pct	FT-FTA	FG-FGA	Pct	FT-FTA		
1996-97	29	48-100	.480	0-0	.000	22-37	.595	118-4.1	
1997-98	27	122-200	.610	0-2	.000	70-117	.598	314-11.6	
1998-99	30	125-212	.590	6-11	.545	81-124	.653	337-11.2	
1999-00	34	155-328	.473	4-24	.167	116-159	.730	430-12.6	
TOTAL	120	450-840	.536	10-37	.270	289-437	.661	1199-10.0	



Gene Stage
(1955-58) 1,192

GENE STAGE (1955-58) - 1,192

Year	GP	Total			3-PT			Pct	Pts-Avg
		FG-FGA	Pct	FT-FTA	FG-FGA	Pct	FT-FTA		
1955-56	26	155-353	.439	—	—	68-100	.680	378-14.5	
1956-57	26	158-375	.421	—	—	145-186	.779	461-17.7	
1957-58	22	137-303	.452	—	—	79-103	.767	353-16.1	
TOTAL	74	450-1031	.436	—	—	292-389	.751	1192-16.1	




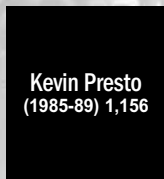
Rusty Parker
(1965-68) 1,190

RUSTY PARKER (1965-68) - 1,190

Year	GP	Total			3-PT			Pct	Pts-Avg
		FG-FGA	Pct	FT-FTA	FG-FGA	Pct	FT-FTA		
1965-66	26	140-254	.551	—	—	63-97	.650	343-13.2	
1966-67	26	118-255	.463	—	—	53-75	.726	289-12.6	
1967-68	28	214-406	.527	—	—	130-162	.802	558-19.9	
TOTAL	80	472-915	.516	—	—	246-334	.737	1190-14.9	

1,000 Point Club

UBASKETBALL



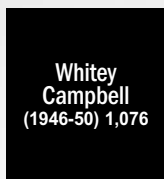
KEVIN PRESTO (1985-89) - 1,156

Year	GP	Total		3-PT		FT-FTA	Pct	Pts-Avg
		FG-FGA	Pct	FG-FGA	Pct			
1985-86	28	117-253	.462			57-70	.814	291-10.4
1986-87	31	96-239	.402	69-170	.406	70-78	.897	331-10.7
1987-88	31	81-200	.405	47-125	.376	56-60	.933	265-8.5
1988-89	31	82-219	.374	54-158	.342	51-61	.836	269-8.7
TOTAL	121	376-911	.413	170-453	.375	234-269	.870	1156-9.6



CONSTANTIN POPA (1991-1995) - 1,132

Year	GP	Total		3-PT		FT-FTA	Pct	Pts-Avg
		FG-FGA	Pct	FG-FGA	Pct			
1991-92	32	81-187	.433	0-1	.000	54-100	.540	216-6.8
1992-93	27	145-275	.527	0-0	.000	66-111	.595	356-13.2
1993-94	27	100-216	.463	0-0	.000	47-67	.701	247-9.1
1994-95	27	126-239	.527	0-0	.000	61-84	.726	313-11.6
TOTAL	113	452-917	.493	0-1	.000	228-362	.630	1132-10.0



WHITEY CAMPBELL (1946-50) - 1,076

Year	GP	Total		3-PT		FT-FTA	Pct	Pts-Avg
		FG-FGA	Pct	FG-FGA	Pct			
1946-50		417				134		1076




JULIE COHEN (1959-62) - 1,042

Year	GP	Total		3-PT		FT-FTA	Pct	Pts-Avg
		FG-FGA	Pct	FG-FGA	Pct			
1959-60	27	120-300	.400	—	—	99-152	.651	339-12.6
1960-61	27	132-275	.480	—	—	62-95	.653	326-12.1
1961-62	26	136-329	.414	—	—	105-143	.734	377-14.5
TOTAL	80	388-904	.429	—	—	266-390	.682	1042-13.0



DICK MIANI (1952-56) - 1,042

Year	GP	Total		3-PT		FT-FTA	Pct	Pts-Avg
		FG-FGA	Pct	FG-FGA	Pct			
1952-56		392				258		1042



JEROME SCOTT (1988-92) - 1,038

Year	GP	Total		3-PT		FT-FTA	Pct	Pts-Avg
		FG-FGA	Pct	FG-FGA	Pct			
1988-89	17	19-53	.358	6-18	.333	11-21	.524	55-3.2
1989-90	27	89-207	.430	19-62	.306	43-65	.662	240-8.9
1990-91	28	129-305	.423	33-86	.384	81-114	.711	372-13.3
1991-92	32	122-308	.396	27-80	.338	100-142	.704	371-11.6
TOTAL	104	359-873	.411	85-246	.346	235-342	.687	1038-10.0



RICK JONES (1964-67) - 1,029

Year	GP	Total		3-PT		FT-FTA	Pct	Pts-Avg
		FG-FGA	Pct	FG-FGA	Pct			
1964-65	26	100-257	.389	—	—	56-70	.800	256-9.9
1965-66	26	160-381	.420	—	—	134-153	.876	454-17.5
1966-67	26	114-293	.388	—	—	91-114	.798	319-12.3
TOTAL	78	374-931	.402	—	—	281-337	.834	1029-13.2

Hurricane Basketball Captains

BASKETBALL

1926-27	Rodger Ashman
1927-28	Rodger Ashman
1928-29	Rodger Ashman
1939-40	Tom Hilbish
1940-41	Tom Hilbish
1941-42	John Tobin
1948-49	Abe Friedman
1951-52	Sy Chadroff
1952-53	Mel Yanuck
1954-55	Harold Arterburn
1955-56	Dick Miani
1956-57	Gene Stage
1957-58	Marty Burdette
1958-59	Joe Gardner
1959-60	Bruce Applegate
1960-61	Dick Hickox
1961-62	Julie Cohen
1962-63	Kenny Allen
1963-64	Wayne Beckner
1964-65	Wayne Beckner
1995-96	Steven Edwards
	Alex Fraser
1996-97	Alex Fraser
	Torey McCormick*
	Kevin Norris*
1997-00	No captains selected
2000-01	John Salmons
	Dwayne Wimbley
2001-02	John Salmons
	James Jones
	Elton Tyler
2002-03	Paulo Coelho
	James Jones
	Darius Rice
	Mike Simmons
2003-04	Robert Hite
	Darius Rice
2004-05	No Captains selected
2005-06	Guillermo Diaz
	Anthony Harris
	Robert Hite
	Anthony King
2006-07	Anthony Harris
	Anthony King

*-Assistant Captain




John Tobin



Dick Miani



Joe Gardner



Ken Allen



Alex Fraser



John Salmons

HISTORY



Tim James

ACC Player of the Week

Robert Hite Dec. 13, 2004
Guillermo Diaz Jan. 10, 2005
Jack McClinton Dec. 4, 2006

ACC Rookie of the Week

Dwayne Collins Jan. 22, 2007

Second Team All-ACC

Guillermo Diaz 2004-05
Guillermo Diaz 2005-06

Third Team All-ACC

Robert Hite 2005-06
Jack McClinton 2006-07

Honorable Mention All-ACC

Robert Hite 2004-05

ACC All-Defensive Team

Anthony King 2004-05

ACC All-Academic Team

Brian Asbury 2005-06
Jimmy Graham 2005-06
Adrian Thomas 2005-06
Jimmy Graham 2006-07
Jack McClinton 2006-07



Jerry Schlie

BIG EAST Player of the Week

Jamal Johnson Dec. 20, 1993
Tim James Dec. 16, 1996
Kevin Norris Jan. 20, 1997
Tim James Nov. 24, 1997
Johnny Hemsley Jan. 5, 1998
Johnny Hemsley Dec. 21, 1998
Tim James Dec. 28, 1998
Johnny Hemsley Jan. 4, 1999
Tim James Feb. 8, 1999
Tim James Feb. 15, 1999
Johnny Hemsley Feb. 22, 1999
Mario Bland Mar. 5, 2000
John Salmons Mar. 4, 2001
John Salmons Dec. 23, 2001
John Salmons Dec. 31, 2001
Darius Rice Jan. 28, 2002
Darius Rice Jan. 27, 2003
Robert Hite Dec. 29, 2003

BIG EAST Rookie of the Week

Steven Edwards Jan. 24, 1993
Steven Edwards Feb. 14, 1993
Steven Edwards Feb. 28, 1993
Kevin Norris Jan. 16, 1995
Tim James Jan. 2, 1996
Tim James Jan. 9, 1996
Tim James Feb. 26, 1996
Tim James Mar. 3, 1996
Marcus Barnes Jan. 22, 2001
Darius Rice Feb. 19, 2001
Guillermo Diaz Dec. 8, 2003



Constantin Popa

First Team All-BIG EAST

Tim James 1997-98
Tim James 1998-99
Johnny Hemsley 1998-99

Second Team All-BIG EAST

Tim James 1996-97
Johnny Hemsley 1999-00
Darius Rice 2001-02
John Salmons 2001-02
Darius Rice 2003-04

Third Team All-BIG EAST


Constantin Popa 1992-93
Constantin Popa 1994-95
Mario Bland 1999-00
John Salmons 2000-01
James Jones 2001-02
Darius Rice 2002-03

Honorable Mention All-BIG EAST

James Jones 2002-03

BIG EAST All-Rookie Team

Steven Edwards 1992-93
Kevin Norris 1994-95
Tim James 1995-96
Darius Rice 2000-01
Guillermo Diaz 2003-04



Steven Edwards

BIG EAST Player of the Year

Tim James 1998-99

BIG EAST Coach of the Year

Leonard Hamilton 1994-95
Leonard Hamilton 1998-99

BIG EAST Most Improved Player

Johnny Hemsley 1998-99

Sportsmanship Award

John Salmons 2001-02


BIG EAST Academic All-Star

Nick Donovan 1995-96
Brad Timpf 1995-96
Nick Donovan 1996-97
Nick Donovan 1997-98
Jerry Schlie 1998-99
Tarik El-Bassiouni 1999-00
James Jones 1999-00
Jerry Schlie 1999-00
Paulo Coelho 2000-01
James Jones 2000-01
Jerry Schlie 2000-01
James Jones 2001-02
Jerry Schlie 2001-02
James Jones 2002-03
Danny Marakovits 2002-03

BIG EAST All-Tournament Team


Jerome Scott 1992
Tim James 1999
Marcus Barnes 2002

U BASKETBALL



Dick Hickox, 1960
(AP 2nd Team, UPI 2nd Team)

YEAR	GP	FG-FGA	FG%	FT-FTA	FT%	REB	RPG	PTS	PPG
1958-59	25	161-378	.426	131-162	.809	98	3.9	453	18.1
1959-60	27	219-460	.476	158-198	.798	100	3.7	596	22.1
1960-61	27	180-437	.412	120-152	.788	138	5.1	480	17.8
TOTALS	79	560-1275	.439	409-512	.799	336	4.3	1529	19.4




Rick Barry, 1965
(Consensus First Team)

YEAR	GP	FG-FGA	FG%	FT-FTA	FT%	REB	RPG	PTS	PPG
1962-63	24	162-341	.475	131-158	.829	351	14.6	455	19.0
1963-64	27	314-572	.549	242-287	.843	448	16.6	870	32.1
1964-65	26	340-651	.522	292-341	.859	475	18.3	973	37.4
TOTALS	77	816-1564	.522	665-786	.846	1274	16.5	2298	29.8




Don Cumutt, 1970
(AP 2nd Team, UPI 2nd Team)

YEAR	GP	FG-FGA	FG%	FT-FTA	FT%	REB	RPG	PTS	PPG
1967-68	28	268-559	.480	99-120	.825	64	2.3	635	22.7
1968-69	24	262-613	.428	138-170	.812	72	3.0	662	27.6
1969-70	25	283-644	.439	143-166	.861	54	2.2	709	28.4
TOTALS	77	813-1816	.448	380-456	.833	190	2.5	2006	26.1




Tim James, 1999
(AP 3rd Team, NABC 3rd Team)

YEAR	GP	FG-FGA	%	3FG-3FGA	%	FT-FTA	%	REBS	RPG	PTS	PPG
1995-96	28	117-221	.529	2-6	.333	46-85	.541	151	5.4	282	10.1
1996-97	29	165-380	.434	2-8	.250	73-120	.608	196	6.8	405	14.0
1997-98	28	184-379	.485	4-17	.235	97-144	.674	263	9.4	469	16.8
1998-99	30	215-451	.477	12-41	.293	115-165	.697	246	8.2	557	18.6
TOTALS	115	681-1431	.476	20-72	.278	331-514	.644	856	7.4	1713	14.9



#24 Rick Barry

The first basketball jersey to be retired at the University of Miami was number 24 in honor of Rick Barry, the Hurricanes' all-time leading scorer. Barry, UM's lone consensus first team All-American, led the Hurricanes to a 65-16 record and a pair of post-season berths in his three years. Barry, who finished his UM career with 2,298 points and 1,274 rebounds, is the only Hurricane to top both the 2,000-point and the 1,000-rebound barrier. He still owns five UM career records and numerous single-season records. Barry was inducted into the Basketball Hall of Fame in Springfield, Mass. in 1986. He is the only player in basketball history to win single-season scoring titles in the NCAA, NBA and ABA.



Rick Barry was named one of the 50 Greatest Players in NBA History in 1996.



#40 Tim James

On February 27, 1999 Tim James became just the second Hurricane to have his number retired. During his four seasons at UM, James was a positive influence both on and off the court. A Miami native, James was very active in the community working with the "Join a Team, Not a Gang" program and speaking to local youth groups on the importance of staying in school and saying no to drugs.

James, the only player to record over 1,500 career points, 800 career rebounds and 200 career blocked shots, helped lead the Hurricanes into the national spotlight. During his four seasons Miami registered a 68-41 (.624) record, four consecutive winning seasons and three consecutive post season appearances including the school's first NCAA Tournament bid since 1960. The 6-7 forward ended his UM career ranked fourth on Miami's career scoring list (1,713 points), fifth on the career rebounding list (856 rebounds) and second on the career blocked shots list (224 blocks).

James, a two-time first-team All-BIG EAST selection, was named third-team All-America by both the Associated Press and National Association of Basketball Coaches as a senior, as well BIG EAST Co-Player of the Year in 1999.



Tim James had his jersey retired in a ceremony prior to the Hurricanes' regular-season finale versus Rutgers on February 27, 1999.

Professional Draft Selections


UM BASKETBALL

UM Players selected in the NBA (National Basketball Association) Draft:

Player	Team	Year	Round-Overall pick
Dick Miani	New York Knickerbockers	1956	Knicks' 10th selection
Mike McCoy	Detroit Pistons	1963	3rd Round-21st overall
Rick Barry	San Francisco Warriors	1965	1st Round-2nd overall
Mike Wittman	St. Louis Hawks	1967	5th Round-49th overall
Rusty Parker	Atlanta Hawks	1968	5th Round-61st overall
Bill Soens	Philadelphia 76ers	1968	11th Round-145th overall
Don Curnutt	New York Knickerbockers	1970	10th Round-170th overall
Wayne Canady	Portland Trail Blazers	1970	15th Round-218th overall
Willie Allen	Baltimore Bullets	1971	4th Round-60th overall
Tito Horford	Milwaukee Bucks	1988	2nd Round-39th overall
Joe Wylie	Los Angeles Clippers	1991	2nd Round-38th overall
Constantin Popa	Los Angeles Clippers	1995	2nd Round-53rd overall
Tim James	Miami Heat	1999	1st Round-25th overall
John Salmons	San Antonio Spurs	2002	1st Round-26th overall
James Jones	Indiana Pacers	2003	2nd Round-49th overall
Guillermo Diaz	Los Angeles Clippers	2006	2nd Round-52nd overall

UM Players selected in the ABA (American Basketball Association) Draft:

Player	Team	Year	Round
Mike Wittman	Anaheim Amigos	1967	12th Round
Bill Soens	New York Nets	1968	10th Round
Rusty Parker	Oakland Oaks	1968	8th Round
Don Curnutt	Indiana Pacers	1970	7th Round
Willie Allen	Miami Floridians	1971	12th Round



John Salmons played four seasons with the Philadelphia 76ers before signing with the Sacramento Kings in 2006-07.




In 1999 Tim James was selected in the first round of the NBA Draft by the Miami Heat.


Hurricane Lettermen

UBASKETBALL


A		Copeland, Keaton	2004-07	Green, Bob	1963-67
Adams, Brandon	1988-92	Corcoran, John	1938-39	Green, Tom	1967-69
Angelus, Charles	1945-46	Courtney, Cliff	1927-28	Grist, Joe	1949-51
Alix, Lou	1961-62	Crowe, Luke	1930-31	Grob, Charles	1963-66
Allen, Ken	1960-63	Curcio, Mike	1996-98	Guinto, Chuck	1938-40
Allen, Willie	1968-71	Curnutt, Don	1967-70		
Alter, Foster	1930-31			H	
Applegate, Bruce	1958-61	D		Hagan, Arthur	1945-46
Arterburn, Harold	1953-55	Dampier, John	1963-65	Hamilton, Gary	2002-06
Asbury, Brian	2005-07	Davis, Jerry	1956-57, 1958-59	Hamilton, George	1938-39
Ashman, Rodger	1926-29	Davis, Howard	1938-40	Hammond, Dod	1959-60
		Davis, Will	1992-97	Hanley, Charles	1967-68
B		Dawson, Tim	1985-88	Hansen, Louis	1928-29, 1930-31
Barker, Chuck	1994-96	Denton, Bob	1952-54	Harden III, Leonard	2003-04
Barnes, Lucas	1996-98	Dews, James	2006-07	Harris, Anthony	2003-07
Barnes, Marcus	2000-02	Diaz, Guillermo	2003-06	Harris, Lionel	1970-71
Barry, Rick	1962-65	Djahue, Rodrigue	2000-04	Harvey, Tim	1985-87
Batemon, Glenn	2004-05	Donovan, Nick	1995-99	Heffer, Larry	1961-62
Bates, John	1963-64, 1965-67	Douglas, Bob	1941-42	Hemsley, Johnny	1996-00
Bazil, Alex	1940-41	Doyle, Keith	1945-46	Hickox, Dick	1958-61
Beckner, Wayne	1962-65	Dunn, Eddie	1938-39	Hicks, Raymond	2004-07
Berghoff, Dick	1957-58	Dunn, Mitchell	1994-95	High, Tshombe	1993-94
Berumen, Rafael	2001-03	Dusewicz, Adam	1991-94	Hilbish, Tom	1938-41
Bland, Mario	1996-00			Hill, Dan	1930-31
Bleier, Ted	1927-29	E		Hite, Robert	2002-06
Boyle, Gene	1939-40	Edwards, Lou	1945-47	Hoban, Gene	1954-56
Brown, Eric	1985-89	Edwards, Steven	1992-96	Hocker, Thomas	1987-90
Buncum, Omari	2006-07	El-Bassiouni, Tank	1999-00	Hoffman, Richard	1951-53
Burdette, Marty	1955-58	Elliott, Doug	1989-91	Holiber, Charles	1961-63
Burns, Dennis	1985-89	Evans, John	1928-29, 1930-31	Horford, Tito	1986-88
Burton, Trevor	1989-93			Houston, Kevin	1998-99
Butler, Lee	2004-06	F		Howard, Lemuel	1986-87
Butts, Bernie	1962-64	Ferrara, Tony	1947-50	Howell, Douglas	1953-55
Byars-Dawson, Mike	1997-99	Fisher, Michael	1946-47	Hubbard, Lee	1970-71
		Focht, Dick	1950-51	Hughes, Bryan	1985-87
		Franklin, Alfred "Red"	1927-29	Hurd, Leroy	1999-01
		Fraser, Alex	1993-97	Hutslar, Mike	1967-70
		Frazier, Steve	1992-96, 97-98		
		Friedman, Abe	1946-50	I	
		Friedman, Mike	1955-56	Ibach, Ervin	1946-49
		Frisby, William	2001-02, 2003-05	Ingemi, Mike	1947-48
				Isles, David	1994-95
		G			
		Gardner, Joe	1956-59		
		Gardner, Michael	1991-94	J	
		Gay, Charles	1969-70	James, Harvey	1945-46
		Gee, Junior	1964-67	James, Tim	1995-99
		Gilbert, Lawrence	2006-07	Jennings, Vernon	1996-00
		Glenn, Darrell	1985-86	Johnson, Jamal	1993-94
		Glover, Landon	2006-07	Jones, James	1999-03
		Godfrey, Ron	1958-61	Jones, Rick	1964-67
		Gonzalez, Orlando	1999-01	Jupin, Gene	1941-42
		Gordon, Joe	2000-01		
		Graham, Jimmy	2005-07	K	




Trevor Burton




Wayne Canaday




Tim Dawson



Steven Edwards



Tim Harvey



Tito Horford

Hurricane Lettermen

BASKETBALL

Keene, Howard 1950-53
 Kees, James 1940-41
 Kessler, Larry 1962-63
 Kichefski, Robert 1954-55
 Kieserman, Jim 1991-92
King, Anthony **2003-06**
 Kisker, David 1970-71
 Klein, Richard 1970-71
 Klima, Edward 1953-56
 Kojkowski, Stanley 1955-57
 Konel, Dave 1939-40
 Krutulis, Joe 1939-42

L

Landis, Dave 1958-60
 Law, Rick 1969-71
 Lawrence, Anthony 1991-93
 Lawrence, Bruce 1954-55
 Lawrence, Pat 1991-94
 Lee, Harford 1940-41
 Leidy, Bob 1957-58
 Lipchick, Pete 1945-46
 Logan, Reo 2000-01
 Logan, Samarr 1989-92
 Lutsky, Kal 1946-47
 Lyons, Herman 1927-29

M

MacDonald, Mackey 1948-51
 Manuel, Todd 1997-98
 Manushaw, Harry 1958-61
 Marakovits, Danny 2000-03
 Marcus, Stewart 1963-66
 Mayhand, Antoine 2004-05
 Masters, Tom 1966-69
 McClellan, William 1948-49
McClinton, Jack **2006-07**
 McCormick, Torey 1993-97
 McCoy, Mike 1960-63
 McGuire, John 1926-28
 McNulty, Joe 1946-48
 Mell, John 1945-46
 Mercurio, Marion 1928-29
 Miani, Richard 1952-56
 Moore, Bruce 1987-89
 Morris, Edwin 1955-58
 Morton, Jake 1988-93
 Munley, Joe 1956-58
 Murray, Robert 1954-55
 Musante, Andy 1941-42

N

Nass, Fabio **2006-07**
 N'Diaye, Ismael 2002-03
 Nebel, Norm 1957-59

Nicholas, Dave 1952-53
 Noblet, Mike 1985-87
 Norris, Kevin 1994-98
 Noti, Charles 1966-68
 Nugent, Nick 1955-56
 Nylin, Bob 1969-70

O

O'Brien, Jimmy 1926-27
 Oesch, Harold 1938-39
 Okpalobi, Brandon 2000-05
 O'Neil, Jack 1951-52
 Oram, Harold 1926-28
 O'Riordan, Kevin 1970-71
 Osbourne, John 1968-70

P

Parker, Chris 1991-94
 Parker, Rusty 1965-68
 Patrican, Don 1963-66
 Pearson, Lorenzo 1992-96
 Polnitz, Reggie 1987-89
 Popa, Constantin 1991-95
 Presto, Kevin 1985-89
 Prieto, Ernest 1953-56

R

Randon, Joseph 1988-92
 Rice, Darius 2000-04
 Rich, Steve 1993-96
 Richardson, Mark 1985-89
 Roberson, Terrell 1985-86
 Roberts, Oti 1999-00
 Rodgers, Dan 1965-68
 Rosa, Anthony 1992-96
 Ross, Joe 1987-91
 Ryan, Jack 1948-49
 Ryskamp, Kenneth 1954-55

S

Salmons, John 1998-02
 Schayowitz, Willie 1951-54
 Schlie, Jerry 1997-99, 2000-02
 Schneckenberg, Bob 1985-87
 Schneider, Jack 1949-52
 Schuler, Harold 1946-47
 Schuyler, Charles 1947-48
 Scott, Jerome 1988-92
 Scott, Tom 1940-41
 Shapiro, Bruce 1959-61
 Shipe, Paul 1990-91
 Silvis, Richard 1951-52
 Simmons, Michael 1998-99, 2000-03
 Sistik, Phil 1945-46
 Skalaski, Charles 1945-46

Snell, Willie 1970-71
 Snider, Martin 1958-60
 Soens, Bill 1966-68
 Solie, Lloyd 1927-29, 1930-31
 Spagnolo, Bob 1969-71
 Spisak, Jack 1959-60, 1961-63
 Stage, Gene 1955-58
 Stanton, Bob 1926-28
 Stavreti, Carl 1960-63
 Stavreti, Chris 1959-62
 Steiner, Bob 1955-56, 1957-58
 Stevenson, Jerry 1967-69
Stratton, Jonathan **2004-07**
 Strong, Donald 1970-71
 Surratt, Armondo 2002-04
 Swaby, Ochiel 1991-92

T

Talbot, Robert George 1956-57
 Thistlethwaite, Mark 1956-57
Thomas, Adrian **2005-06**
 Timpf, Brad 1992-96
 Tobin, John 1939-42
 Tracy, Art 1939-40
 Tucker, Dick 1939-41
 Turonis, Pete 1956-57
 Tyler, Elton 1997-00, 2001-02

V


Volkman, Mike 1964-66

W


Waggoner, Jaime 1994-98
 Walker, Jermaine 1996-97
 Ward, Hammie 1989-93
 Warren, Joel 1985-89
 Watson, Kaleaf 2001-02
 Weinstein, Gerald 1946-50
 Welch, Ron 1968-70
 Westover, Brian 1970-71
 Wilkins, Eric 2002-06
 Williams, Levertis 1987-89
 Wimbley, Dwayne 1997-01
 Wiseman, Charles 1997-98
 Wittman, Mike 1964-67
 Woods, Lee 1960-63
 Wrench, Roger 1949-52
 Wylie, Joe 1988-91

Y


Yanuck, Mel 1950-53
 Younts, Austin 1928-29
 Yovicsin, Anthony 1946-47




Jake Morton




Constantin Popa




Kevin Presto



Robert Spagnolo



Hammie Ward



Joe Wylie

All-Time 100-Point/Overtime Games

Miami 100-Point Games

Date	Opponent	W/L	Miami	Opp.
1/9/52	Florida Southern	W	106	43
1/17/55	Tampa	W	103	76
2/17/55	at Tampa	W	105	89
1/24/57	Kentucky Wesleyan	W	100	95
1/8/58	Stetson	W	103	80
12/3/58	Rollins	W	104	87
12/5/58	Tampa	W	113	71
12/8/58	Florida Southern	W	107	80
1/31/59	Western Kentucky	W	109	95
2/23/59	Morehead State	W	102	85
12/1/59	Rollins	W	110	86
12/3/59	Jacksonville	W	106	98
12/28/59	Brigham Young	W	110	93
1/2/60	South Carolina	WOT	107	106
2/18/60	Florida Southern	W	121	85
2/22/60	Kentucky Wesleyan	W	104	95
2/27/60	Florida State	W	107	89
1/4/61	Miami (Ohio)	W2OT	102	100
2/1/61	Rollins	W	103	75
2/18/61	at Tampa	W	108	99
1/6/62	Oklahoma City	LOT	113	118
12/13/62	Florida Southern	W	116	93
1/9/63	at Jacksonville	W	103	91
1/30/63	at Rollins	W	120	72
2/5/63	Jacksonville	W	112	105
2/9/63	Louisville	W	112	84
2/12/63	Rollins	W	114	75
2/18/63	Tampa	W	112	91
12/3/63	Tampa	W	101	95
12/12/63	at St. Mary's (CA)	W	101	86
12/19/63	Rollins	W	108	90
1/4/64	Rhode Island	W	105	88
1/23/64	La Salle	W	121	99
1/28/64	at Rollins	W	127	85
1/29/64	at Tampa	W	134	104
2/4/64	Jacksonville	W	117	92
2/18/64	Florida Southern	W	120	79
12/1/64	Tampa	W	136	119
1/13/65	Florida Southern	W	124	93
1/16/65	Jacksonville	W	127	99
1/23/65	at Rollins	W	128	92
1/30/65	Oklahoma City	W	115	92
2/2/65	Miami (Ohio)	W	115	95
2/9/65	Tampa	W	141	110
2/13/65	Loyola (N.O.)	W	115	86
2/20/65	Houston	W	103	91
2/23/65	Rollins	W	148	79
12/1/65	Tampa	W	120	91
12/18/65	Ohio University	W	105	100
1/28/66	at Florida Southern	W	101	80
2/12/66	Jacksonville	W	117	104
2/28/66	Florida State	W	112	90
3/5/66	La Salle	W	108	102
1/10/67	Oklahoma City	W	111	109
1/14/67	Jacksonville	W	106	86
1/19/67	Florida Southern	W	102	83
3/1/67	Florida State	W	110	90
12/6/67	at Hawaii	W	102	83
12/12/67	Tampa	W	104	103
12/27/67	Dartmouth	W	100	81
12/28/67	New York University	W	102	91
1/6/68	Pittsburgh	W	100	84
2/10/68	Florida A&M	W	108	98
2/24/68	Creighton	W	106	93
1/5/70	Rhode Island	W	105	95
1/23/70	at Florida Southern	W	103	92
2/7/70	Florida A&M	W	118	111
2/17/70	La Salle	W	103	96
1/8/71	at Florida State	L	106	114
2/27/71	Florida State	W	100	94
1/31/86	vs. Brooklyn College	W	102	93
1/9/87	vs. PR-Rio Piedras	W	111	64
2/18/87	Florida International	W	102	81
2/28/87	Coppin State	W	115	76
12/21/87	Alabama State	W	110	107
12/29/87	vs. American University	W	104	70
3/5/88	Central Florida	W	100	80
11/25/88	MD-Eastern Shore	W	108	80
11/28/88	Oral Roberts	W	108	103
12/10/88	Duke	L	102	117
12/16/88	Long Island University	W	102	66
12/28/88	vs. Pennsylvania	W	102	69
1/28/89	Marquette	W	106	90
2/4/89	Brigham Young	W	107	86

2/6/89	South Florida	W-2OT	106	104
2/8/89	Tennessee Tech	W	111	101
2/22/89	at Texas	L	104	123
3/2/89	Savannah State	W	107	98
1/1/90	at George Mason	W-OT	101	91
1/18/90	Florida State	W-2OT	101	97
2/16/99	Villanova	W	103	82
11/30/99	Bethune-Cookman	W	102	75
1/19/02	Providence	W-2OT	102	96
1/3/04	Savannah State	W	105	65

Opponent 100-Point Games

Date	Opponent	W/L	Miami	Opp.
1/25/52	Western Kentucky	L	74	102
12/21/53	Ohio State	L	81	106
2/11/54	at Stetson	L	56	108
2/20/56	Morehead State	L	89	102
12/3/56	Kentucky	L	75	114
12/8/56	at Akron	L	80	106
2/5/59	at Stetson	L	97	110
1/2/60	South Carolina	WOT	107	106
3/8/60	vs. Western Kentucky	L	84	107
12/10/60	at Brigham Young	L	80	112
1/4/61	Miami (Ohio)	W2OT	102	100
12/4/61	at Morehead State	L	81	107
1/6/62	Oklahoma City	LOT	113	118
1/30/62	at Tampa	L	95	113
2/10/62	Loyola (N.O.)	L	70	113
2/5/63	Jacksonville	W	112	105
3/19/63	vs. Providence	L	96	106
1/9/64	at Florida	L	91	114
1/29/64	at Tampa	W	134	104
12/1/64	at Tampa	W	136	119
2/9/65	Tampa	W	141	110
12/9/65	at San Francisco	L	89	105
12/18/65	Ohio University	W	105	100
1/12/66	at Florida	L	66	111
2/12/66	Jacksonville	W	117	104
2/17/66	at Houston	L	96	111
3/5/66	La Salle	W	108	102
12/3/66	Florida	L	88	113
1/10/67	Oklahoma City	W	111	109
2/18/67	Houston	L	86	105
12/7/67	at Hawaii	L	76	110
12/12/67	Tampa	W	104	103
1/12/68	at Florida State	L	93	122
2/15/68	at Houston	L	64	106
12/6/68	vs. Florida State	L	84	111
12/7/68	vs. Florida	L	62	111
12/12/69	at UCLA	L	69	127
1/9/70	at Florida State	L	63	114
1/10/70	at Jacksonville	L	87	121
1/24/70	at Stetson	L	88	116
1/29/70	at Tulane	L	90	105
2/7/70	Florida A&M	W	118	111
2/12/70	at Centenary	L	86	107
2/14/70	at Houston	L	98	118
2/28/70	Florida State	L	96	112
3/4/70	Jacksonville	L	97	108
12/29/70	at Maryland	L	77	111
1/8/71	at Florida State	L	106	114
1/9/71	at Jacksonville	L	82	124
1/23/71	at Creighton	L	84	104
2/6/71	Loyola (N.O.)	L	88	107
12/21/85	at UCLA	L	64	109
2/19/86	at Duke	L	82	102
2/22/86	Notre Dame	L	73	126
12/6/86	at North Carolina	L	77	122
2/26/87	at Florida State	L	84	108
11/27/87	vs. Michigan	L	76	109
12/21/87	Alabama State	W	110	107
12/30/87	vs. Purdue	L	82	110
1/6/88	at Duke	L	69	107
2/27/88	DePaul	L	82	101
11/28/88	Oral Roberts	W	108	103
12/10/88	Duke	L	102	117
12/19/88	at Florida	L	81	101
1/7/89	at Georgetown	L	79	112
1/24/89	Providence	L	91	106
2/1/89	New Mexico	L	93	110
2/6/89	South Florida	W2OT	106	104
2/8/89	Tennessee Tech	W	111	101
2/22/89	at Texas	L	104	123

1/10/90	Kansas	L	73	100
1/27/90	at Notre Dame	L	60	107
2/21/90	at Providence	L	67	101
12/27/90	Miami (Ohio)	L2OT	99	101
1/3/07	at North Carolina	L	64	105

All-Time Overtime Game Results

Season	Date	Opponent	W/L	Score
1948-49	12/29/48	Princeton	L-2OT	55-62
1950-51	1/12/51	Tampa	L-OT	75-77
	2/6/51	La Salle	W-OT	77-75
1953-54	2/13/54	at Florida Southern	W-2OT	77-70
1958-59	12/30/58	Miami (Ohio)	L-OT	87-89
1959-60	1/2/60	South Carolina	W-OT	107-106
	1/13/60	at Jacksonville	W-OT	78-70
1960-61	1/4/61	Miami (Ohio)	W-2OT	102-100
	1/13/61	at Jacksonville	W-OT	93-84
1961-62	1/6/62	Oklahoma City	L-OT	113-118
1962-63	11/30/62	Florida	W-OT	91-87
	1/12/62	at Florida State	L-OT	74-77
1963-64	12/14/63	at Nevada	W-OT	81-78
	12/28/63	vs. Syracuse	L-OT	85-86
	2/15/64	at Loyola (N.O.)	W-OT	97-90
1965-66	12/28/65	Louisville	L-OT	84-85
1968-69	2/1/69	Morehead State	W-OT	92-91
	3/1/69	Florida State	L-OT	86-89
1969-70	2/13/70	at Pepperdine	L-OT	90-93
1970-71	2/19/71	vs. Oklahoma City	L-OT	91-94
	1/29/71	at Florida Southern	L-OT	95-96
1985-86	11/18/86	Arizona	L-OT	74-81
1986-87	12/29/86	vs. Yale	W-OT	78-75
	1/24/87	Marquette	W-OT	91-89
	1/31/87	at San Diego State	W-OT	83-82
1987-88	2/1/88	vs. Marist	W-OT	79-76
	2/4/88	Monmouth	L-OT	62-64
1988-89	1/3/89	at Rutgers	W-OT	99-94
	2/6/89	South Florida	W-2OT	106-104
1989-90	1/1/90	at George Mason	W-OT	101-91
	1/18/90	Florida State	W-2OT	101-97
1990-91	12/19/90	at Southern Methodist	L-2OT	88-93
	1/28/90	vs. Miami (Ohio)	L-2OT	99-101
	2/11/91	Memphis State	L-OT	82-83
1991-92	3/4/92	Seton Hall	L-OT	82-90
1994-95	2/25/95	at Boston College	W-OT	77-71
	2/28/95	Pittsburgh	W-OT	76-68
1995-96	12/23/95	Clemson	L-OT	52-66
	2/20/96	at St. John's	W-2OT	96-91
1996-97	1/18/97	Georgetown	W-OT	68-65
	3/5/97	vs. St. John's	W-OT	76-68
1998-99	1/20/99	Connecticut	L-OT	68-70
1999-00	3/5/00	St. John's	W-OT	74-70
2001-02	1/15/02	Pittsburgh	W-OT	76-69
	1/19/02	Providence	W-2OT	102-96
	3/7/02	vs. Georgetown	W-OT	84-76
2002-03	12/3/02	at Florida Atlantic	L-OT	73-74
	12/21/02	vs. Florida	L-2OT	93-94
	1/4/03	North Carolina	W-OT	64-61
	1/11/03	at Connecticut	L-OT	80-83
	2/8/03	Villanova	L-OT	67-72
2003-04	1/10/04	Pittsburgh	L-2OT	80-84
	1/31/04	Georgetown	L-OT	80-87
	2/4/04	at Rutgers	L-OT	70-72
	2/11/04	Boston College	L-OT	72-74
2004-05	11/27/04	vs. Xavier	L-OT	70-83
	2/6/05	Maryland	W-OT	75-73
2005-06	1/29/06	at Florida State	W-OT	84-78
	2/8/06	NC State	L-2OT	77-86
2006-07	2/28/07	at Clemson	L-OT	74-70
	3/3/07	Florida State	L-OT	98-90
	3/9/07	vs. Boston College	L-OT	74-71

UM Men's Basketball National Rankings

U BASKETBALL

Week AP Poll UPI Poll

1959-60

12/30/59	15th	—
1/5/60	14th	—
1/13/60	15th	—
1/19/60	11th	—
1/27/60	11th	—
2/3/60	N/A	—
2/10/60	10th	—
2/16/60	10th (3 first place votes)	—
2/24/60	9th (2 first place votes)	—
3/1/60	8th (7 first place votes)	—
Final Rankings	10th	—

1962-63

12/27/62	HM	—
1/2/63	HM	15th
1/9/63	HM	—
1/16/63	—	HM
1/23/63	HM	—
1/30/63	—	18th
2/12/63	HM	—
2/26/63	HM	—

1963-64

12/24/63	—	HM
1/7/64	—	HM

1964-65

Pre-Season	HM	16th
12/23/64	—	HM
1/6/65	—	HM
1/20/65	—	T19th
2/3/65	—	HM
2/17/65	HM	T19th
2/23/65	HM	17th
3/3/65	HM	HM

1967-68

2/28/68	HM	—
---------	----	---

1987-88

Pre-Season	ARV	ARV
------------	-----	-----

Week AP Poll USA Today/CNN Poll

1995-96

12/11/95	ARV (2 pts)	—
12/18/95	—	ARV (1 pt)

1996-97

Pre-Season	—	ARV (3 pts-60th)
1/12/97	—	ARV (1 pt-Tied 49th)
1/19/97	ARV (19 pts-38th)	ARV (9 pts-41st)
1/26/97	ARV (32 pts-31st)	—
2/4/97	ARV (4 pts-44th)	—
2/10/97	ARV (18 pts-40th)	ARV (2 pts-43rd)
2/17/97	ARV (3 pts-Tied 47th)	—

Week AP Poll USA Today/ESPN Poll

1997-98

Preseason	—	—
11/17/97	—	no poll
11/24/97	ARV (27 pts-37th)	—
12/1/97	ARV (31 pts-36th)	ARV (9 pts-42nd)
12/8/97	ARV (60 pts-30th)	ARV (28 pts-29th)
12/15/97	ARV (78 pts-30th)	ARV (19 pts-33rd)
12/22/97	ARV (80 pts-31st)	ARV (18 pts-33rd)
12/29/97	ARV (19 pts-34th)	ARV (16 pts-32nd)
1/5/98	ARV (38 pts-27th)	ARV (29 pts-29th)
1/12/98	ARV (95 pts-26th)	ARV (41 pts-26th)
1/19/98	ARV (4 pts-43rd)	ARV (5 pts-39th)
1/26/98	—	ARV (11 pts-32nd)
2/9/98	ARV (5 pts-41st)	—
2/23/98	ARV (1 pt-46th)	—
3/1/98	ARV (2 pts-43rd)	—
Final	no poll	—

1998-99

Preseason	ARV (12 pts-44th)	ARV (9 pts-36th)
11/16/98	ARV (16 pts-35th)	no poll
11/23/98	ARV (20 pts-34th)	—
11/30/98	ARV (16 pts-36th)	—
12/6/98	ARV (16 pts-43rd)	—
12/13/98	ARV (10 pts-48th)	ARV (1 pt-58th)
12/20/98	ARV (2 pts-54th)	—
12/27/98	ARV (3 pts-52nd)	—
1/4/99	ARV (25 pts-31st)	ARV (25 pts-27th)
1/11/99	ARV (47 pts-30th)	ARV (8 pts-35th)
1/18/99	25th (103 pts)	ARV (21 pts-27th)
1/25/99	23rd (307 pts)	25th (61 pts)
2/1/99	25th (156 pts)	ARV (42 pts-26th)
2/8/99	16th (581 pts)	21st (142 pts)
2/15/99	15th (824 pts)	16th (279 pts)
2/22/99	11th (1056 pts)	13th (382 pts)
3/1/99	9th (1230 pts)	10th (473 pts)
3/8/99	10th (1089 pts)	12th (444 pts)
Final	no poll	T12th (296 pts)

1999-00

Preseason	25th (222 points)	24th (118 points)
11/15/99	ARV (172 pts-26th)	no poll
11/22/99	ARV (168 pts-26th)	24th (94 points)
11/29/99	ARV (126 pts-26th)	25th (71 points)
12/6/99	ARV (36 pts-31st)	ARV (14 pts-32nd)
12/13/99	ARV (15 pts-36th)	ARV (6 pts-35th)
12/20/99	ARV (5 pts-39th)	ARV (6 pts-38th)
12/27/99	—	ARV (4 pts-42nd)
2/21/00	ARV (15 pts-29th)	ARV (2 pts-T41st)
2/28/00	ARV (43 pts-26th)	ARV (2 pts-T40th)
3/6/00	23rd (185 points)	ARV (34 pts-27th)
3/13/00	23rd (181 points)	25th (39 points)
Final	No poll	20th (201 points)

2000-01

Preseason	ARV (2 pts-57th)	ARV (4 pts-55th)
11/13/00	—	no poll
11/20/00	—	ARV (18 pts-38th)
11/27/00	ARV (1 pt-T53rd)	ARV (9 pts-T42nd)

Week AP Poll USA Today/ESPN Poll

2001-02

Preseason	—	ARV (16 pts-36th)
11/12/01	No Poll	ARV (13 pts-T36th)
11/19/01	ARV (1 pt-T50th)	ARV (10 pts-T39th)
11/26/01	ARV (3 pts-T49th)	ARV (10 pts-T37th)
12/3/01	ARV (6 pts-T45th)	ARV (12 pts-T37th)
12/10/01	ARV (29 pts-T36th)	ARV (24 pts-T34th)
12/17/01	ARV (153 pts-26th)	ARV (54 pts-26th)
12/24/01	24th (277 pts)	23rd (109 pts)
12/31/01	21st (471 pts)	21st (175 pts)
1/7/02	21st (378 pts)	20th (172 pts)
1/14/02	24th (265 pts)	20th (164 pts)
1/21/02	22nd (424 pts)	19th (209 pts)
1/28/02	15th (642 pts)	16th (275 pts)
2/4/02	12th (736 pts)	11th (344 pts)
2/11/02	13th (728 pts)	11th (419 pts)
2/18/02	17th (548 pts)	13th (348 pts)
2/25/02	22nd (308 pts)	18th (217 pts)
3/3/02	20th (427 pts)	16th (251 pts)
3/10/02	21st (348 pts)	21st (189 pts)
Final	No poll	ARV (66 pts-27th)

2002-03

Preseason	—	ARV (1 pt-T57th)
Nov. 18	—	No Poll
Nov. 25	—	ARV (3 pts-50th)
Dec. 2	—	ARV (4 pts-T41st)

2004-05

Dec. 6	ARV (4 pts-T40th)	—
Dec. 13	ARV (3 pts-T38th)	—
Dec. 20	ARV (3 pts-38th)	—
Dec. 27	ARV (3 pts-T36th)	—
Jan. 3	ARV (3 pts-T36th)	—
Jan. 10	ARV (9 pts-38th)	—
Jan. 17	ARV (30 pts-29th)	—
Jan. 24	ARV (1 pt-48th)	—
Feb. 7	ARV (1 pt-T46th)	—
Feb. 14	ARV (6 pts-40th)	—

2005-06

Preseason	ARV (16 pts-T38)	ARV (6 pts-41)
Nov. 21	ARV (9 pts-41)	--
Nov. 28	ARV (2 pts-52)	--
Jan. 16	ARV (3 pts-T44)	ARV (4 pts-T36)
Jan. 23	ARV (1 pt-T46)	ARV (2 pts-T41)
Jan. 30	--	ARV (5 pts-T36)
Feb. 6	ARV (3 pts-44)	ARV (9 pts-T31)

ARV-Also Receiving Votes
HM-Honorable Mention

Highest Associated Press Ranking: #8 (Week of 3/1/60)
Highest Coaches Poll Ranking: #10 (Week of 3/1/99)
Most First Place Votes-7 AP (Week of 3/1/60)
Most Consecutive Weeks Ranked in AP Poll:
12 (12/24/01-3/10/02)
Most Consecutive Weeks Ranked in Coaches Poll:
12 (12/24/01-3/10/02)

HISTORY

UM vs. Ranked Opponents

U BASKETBALL

1961-62

1-30-61 Louisville (#7 AP) W 71-69

1962-63

12-21-62 Duke (#2 UPI) W 71-69

1964-65

12-12-64 St. John's (#10 AP, #13 UPI) L 79-77

2-2-65 Miami (Ohio) (#20 UPI) W 100-85

1965-66

12-9-65 at San Francisco (#11 UPI) L 105-89

12-28-66 Western Kentucky (#17 UPI) L 94-89

1966-67

2-18-67 Houston (#7 AP, #8 UPI) L 105-86

2-25-67 at St. John's (#17 UPI) L 97-70

1967-68

2-15-68 at Houston (#1 AP) L 106-64

1969-70

12-12-69 at UCLA (#2 AP) L 127-69

12-30-69 Ohio University (#5 AP) L 99-74

1-10-70 at Jacksonville (#7 AP) L 121-87

2-14-70 at Houston (#13 AP) L 118-98

2-28-70 Florida State (#9 AP) L 112-96

3-4-70 Jacksonville (#6 AP) L 108-97

1970-71

1-9-71 at Jacksonville (#7 AP) L 124-82

3-2-71 Jacksonville (#9 AP) L 94-75

1985-86

2-19-86 at Duke (#2 AP) L 104-82

2-22-86 Notre Dame (#14 AP) L 126-73

1986-87

12-6-86 at North Carolina (#1 AP) L 127-77

1-17-87 at Kansas (#20 AP) L 82-47

2-21-87 at Florida (#18 AP) L 99-60

3-5-87 at Notre Dame (#20 AP) L 65-49

1987-88

11-27-87 vs. Michigan (#9 AP) L 109-76

12-30-87 vs. Purdue (#11 AP) L 110-82

1-2-88 Georgetown (#18 AP) L 82-78

1-6-88 at Duke (#9 AP) L 107-69

2-9-88 Brigham Young (#8 AP) L 99-86

1988-89

12-10-88 Duke (#1 AP) L 117-102

1-7-89 at Georgetown (#5 AP) L 112-79

1-12-89 Kansas (#12 AP) W 87-86

1-24-89 Providence (#20 AP) L 106-91

1989-90

12-19-89 at Arizona (#20 AP) L 83-53

1-10-90 Kansas (#1 AP) L 100-73

2-5-90 at North Carolina (#25 AP) L 87-74

1990-91

12-14-90 Georgia (#11 AP) L 78-60

3-6-91 at DePaul (#25 AP) L 75-58

1991-92

1-2-92 at Connecticut (#5 AP) L 85-62

1-7-92 at Seton Hall (#18 AP) L 64-52

1-11-92 at Syracuse (#20 AP) L 73-57

1-14-92 St. John's (#17 AP) W 45-42

1-18-92 Connecticut (#8 AP) L 77-58

2-29-92 Syracuse (#22 AP) L 68-63

3-4-92 Seton Hall (#22 AP) L (OT) 90-82

3-13-92 vs. Georgetown (#21 AP) L 77-64

1992-93

12-7-92 at Seton Hall (#6 AP) L 65-56

1-2-93 Georgetown (#10 AP) W 80-69

1-6-93 at Pittsburgh (#24 AP) L 85-78

1-9-93 at Syracuse (#21 AP) L 89-81

1-23-93 Pittsburgh (#20 AP) L 86-84

2-20-93 St. John's (#25 AP) W 82-77

2-23-93 Seton Hall (#14 AP) L 85-73

1993-94

12-22-93 at Syracuse (#21 AP, #18 USAT) L 81-52

1-15-94 at Boston College (#20 AP, #20 USAT) L 69-49

2-5-94 at Connecticut (#5 AP, #6 USAT) L 73-57

2-22-94 Connecticut (#5 AP) L 74-49

3-1-94 Syracuse (#14 AP) L 71-69

1994-95

12-6-94 Syracuse (#19 AP, #19 USAT) L 83-65

1-7-95 at Georgetown (#12 AP, #13 USAT) L 71-64

1-25-95 Villanova (#22 AP, #25 USAT) L 92-62

1-28-95 at Syracuse (#6 AP, #6 USAT) L 76-51

1-31-95 at Connecticut (#4 AP, #5 USAT) L 82-57

2-4-95 Georgetown (#13 AP, #13 USAT) W 67-61

2-7-95 at Villanova (#16 AP, #18 USAT) L 73-63

3-4-95 Connecticut (#4 AP, #5 USAT) L 75-67

3-10-95 vs. Georgetown (#24 AP) L 69-58

1995-96

12-5-95 Villanova (#2 AP, #2 USAT) L 70-68

1-3-96 Syracuse (#11 AP, #12 USAT) W 75-66

1-6-96 at Connecticut (#7 AP, #6 USAT) L 73-52

1-13-96 at Georgetown (#5 AP, #5 USAT) L 72-67

1-27-96 at Villanova (#7 AP, #7 USAT) L 90-62

2-1-96 at Syracuse (#18 AP, #16 USAT) L 72-51

2-10-96 Boston College (#22 AP, #21 USAT) L 62-58

3-7-96 vs. Georgetown (#6 AP, #6 USAT) L 92-62

1996-97

12-7-96 Syracuse (#19 AP, #17 USAT) W 67-63

1-2-97 at Boston College (#25 AP, #25 USAT) L 65-62

1-11-97 at Villanova (#8 AP, #7 USAT) W 61-59

1997-98

11-21-97 Charlotte (#17 AP, #17 USAT) W 89-72

12-27-97 Georgia Tech (#23 USAT) L 69-61

1-6-98 Connecticut (#8 AP, #8 USAT) W 76-67

1-10-98 at West Virginia (#25 AP, #21 USAT) L 98-84

1-18-98 at Syracuse (#15 AP, #15 USAT) L 85-67

2-10-98 Syracuse (#23 AP, #20 USAT) L 72-63

2-28-98 West Virginia (#19 AP, #19 USAT) W 70-66

3-13-98 vs. UCLA (#19 AP, #20 USAT) L 65-62

1998-99

12-5-98 at Kentucky (#8 AP, #8 USAT) L 74-65

1-6-99 St. John's (#10 AP, #9 USAT) W 84-79

1-20-99 Connecticut (#1 AP, #1 USAT) L 70-68

2-3-99 at St. John's (#9 AP, #10 USAT) W 73-70

2-8-99 at Syracuse (#18 AP, #17 USAT) W 76-63

2-20-99 at Connecticut (#2 AP, #2 USAT) W 73-71

3-5-99 vs. St. John's (#9 AP, #10 USAT) L 62-59

1999-00

12-18-99 North Carolina (#7 AP, #9 USAT) L 78-68

1-8-00 Syracuse (#7 AP, #8 USAT) L 67-55

1-29-00 Kentucky (#16 AP, #18 USAT) L 60-57


2-19-00 at Connecticut (#18 AP, #18 USAT) W 63-57

3-5-00 St. John's (#18 AP, #21 USAT) W 74-70

3-10-00 vs. St. John's (#19 AP, #20 USAT) L 58-57

3-19-00 vs. Ohio State (#8 AP, #8 USAT) W 75-62

3-24-00 vs. Tulsa (#18 AP, #19 USAT) L 80-71



Fabio Nass

UM vs. Ranked Opponents

U BASKETBALL



Adrian Thomas

2000-01

12-4-00	at North Carolina (#14 AP, #12 USAT)	L	67-45
1-13-01	at Boston College (#24 AP)	L	82-73
1-20-01	Connecticut (#15 AP, #15 USAT)	W	77-74
2-1-01	Seton Hall (#22 AP, #25 USAT)	W	72-66
2-13-01	at Syracuse (#10 AP, #7 USAT)	W	68-57

2001-02

12-15-01	Indiana (#21 AP, #24 USAT)	W	58-53
1-2-02	at Georgetown (#23 AP, #24 USAT)	W	79-71
2-2-02	Connecticut (#17 AP, #22 USAT)	W	68-66
3-8-02	vs. Pittsburgh (#7 AP, #7 USAT)	L	76-71

2002-03

12-21-02	vs. Florida (#13 AP, #13 USAT)	L (2OT)	94-93
1-11-03	at Connecticut (#3 AP, #3 USAT)	L (OT)	83-80
1-20-03	Connecticut (#11 AP, #8 USAT)	W	77-76

2003-04

1-7-04	at North Carolina (#12 AP, #13 USAT)	L	89-64
1-10-04	Pittsburgh (#15 AP, #15 USAT)	L (2OT)	84-80
2-14-04	Syracuse (#25 USAT)	L	91-74
2-18-04	at Connecticut (#8 AP, #8 USAT)	L	76-63
2-21-04	at Providence (#19 AP, #17 USAT)	L	70-57

2004-05

12-4-04	at Florida (#19 AP, #18 USAT)	W	72-65
1-6-05	at Georgia Tech (#9 AP, #10 USAT)	L	80-69
1-9-05	NC State (#24 USAT)	W	67-66
1-19-05	Duke (#4 AP, #4 USAT)	L	92-83
1-22-05	at North Carolina (#6 AP, #6 USAT)	L	87-67
1-29-05	at Wake Forest (#5 AP, #5 USAT)	L	94-82
2-5-05	Maryland (#22 AP, #24 USAT)	W (OT)	75-73
2-15-05	Wake Forest (#5 AP, #5 USAT)	L	68-63
3-3-05	at Duke (#6 AP, #6 USAT)	L	83-59

2005-06

12-18-05	at NC State (#21 AP/#19 USAT)	L	81-69
12-22-05	Florida (#5 AP/#5 USAT)	L	77-67
12-31-05	vs. Louisville (#10 AP/#10 USAT)	L	58-43
1-7-06	Maryland (#14 AP/#12 USAT)	W	84-70
1-14-06	at North Carolina (#20 AP/#20 USAT)	W	81-70
1-21-06	Boston College (#21 AP/#21 USAT)	L	65-61
2-8-06	NC State (#16 AP/#15 USAT)	L (2OT)	86-77
2-12-06	North Carolina (#23 AP/#24 USAT)	L	80-70
2-16-06	at Boston College (#13 AP/#15 USAT)	L	65-54
2-19-06	at Duke (#2 AP/#2 USAT)	L	92-71
3-10-06	vs. Duke (#3 AP/#3 USAT)	L	80-76

2006-07

12-3-06	Georgia Tech (#21 AP/#25 USAT)	W	90-82
1-10-07	at Maryland (#25 USAT)	W	63-58
1-14-07	Duke (#11 AP/#11 USAT)	L	85-63
1-23-07	Virginia Tech (#24 AP/#23 USAT)	L	92-85
1-31-07	at North Carolina (#3 AP/#3 USAT)	L	105-64
2-21-07	Virginia (#24 AP/#19 USAT)	W	68-60
3-8-07	vs. Maryland (#17 AP/#21 USAT)	W	67-62

ALL-TIME:

HIGHEST RANKED OPPONENT BEATEN ON ROAD:	#2-Connecticut, 73-71 (2-20-99)
HIGHEST RANKED OPPONENT BEATEN AT HOME:	#2-Duke, 71-69 (12-21-62)

SINCE THE RE-BIRTH IN 1985-86:

HIGHEST RANKED OPPONENT BEATEN ON ROAD:	#2-Connecticut, 73-71 (2-20-99)
HIGHEST RANKED OPPONENT BEATEN AT HOME:	#8-Connecticut, 76-67 (1-6-98)

UM vs. RANKED TEAMS ALL-TIME:

Home:	25-42 (.373)
at BankUnited Center:	6-10 (.375)
Away:	10-52 (.161)
Neutral:	2-13 (.133)
Total:	37-107 (.257)

UM vs. RANKED TEAMS SINCE THE REBIRTH (1985-86):

Home:	22-35 (.386)
Away:	10-45 (.182)
Neutral:	2-13 (.133)
Total:	34-93 (.268)

UM vs. RANKED OPPONENTS SINCE JOINING ACC (2004-05):

ACC:	8-16 (.333)
Home:	5-7 (.417)
Away:	2-8 (.200)
Tournament:	1-1 (.500)

NON-CONFERENCE:

NON-CONFERENCE:	1-2 (.333)
Home:	0-1 (.000)
Away:	1-0 (1.000)
Neutral:	0-1 (.000)

Total:	9-18 (.333)
--------	-------------

UM Men's Basketball Network TV Appearances



1985-86

1-18-86	Arizona 81, Miami 74 (OT)	CBS
2-22-86	Notre Dame 126, Miami 73	ESPN

1986-87

1-17-87	Kansas 82, Miami 47	NBC
2-7-87	Navy 78, Miami 62	CBS
2-26-87	Florida State 108, Miami 84	ESPN

1987-88

11-27-87	Michigan 109, Miami 76	ESPN
1-2-88	Georgetown 82, Miami 78	USA Network
2-15-88	Florida 83, Miami 73	USA Network
2-27-88	DePaul 101, Miami 82	NBC
3-8-88	Dayton 90, Miami 89	USA Network

1988-89

1-12-89	Miami 87, Kansas 86	ESPN
12-19-89	Arizona 83, Miami 53	ESPN

1991-92

1-29-92	Pittsburgh 82, Miami 52	ESPN
2-12-92	Providence 73, Miami 51	ESPN

1992-93

1-6-93	Pittsburgh 85, Miami 78	ESPN
2-10-93	Miami 75, Boston College 71	ESPN

1993-94

1-12-94	Pittsburgh 83, Miami 55	ESPN
1-26-94	Seton Hall 77, Miami 48	ESPN
2-16-94	Boston College 79, Miami 63	ESPN

1994-95

1-11-95	Miami 82, St. John's 79	ESPN
2-22-95	Miami 61, Seton Hall 57	ESPN
3-15-95	Penn State 62, Miami 56	ESPN

1995-96

2-14-96	Providence 77, Miami 54	ESPN
2-20-96	Miami 96, St. John's 91 (2OT)	ESPN2
2-28-96	Miami 71, Notre Dame 59	ESPN
3-6-96	Miami 77, Rutgers 67	ESPN2
3-7-96	Georgetown 92, Miami 62	ESPN2

1996-97

2-2-97	Rutgers 60, Miami 59	ESPN
2-5-97	Miami 78, Pittsburgh 63	ESPN
2-10-97	Miami 61, Seton Hall 51	ESPN2
3-5-97	Miami 76, St. John's 68 (OT)	ESPN2
3-6-97	Georgetown 63, Miami 59	ESPN2

1997-98

12-31-97	Miami 78, Seton Hall 65	ESPN
2-10-98	Syracuse 72, Miami 63	ESPN2
2-18-98	Providence 59, Miami 57	ESPN
3-4-98	Georgetown 62, Miami 56	ESPN
3-13-98	UCLA 65, Miami 62	CBS

1998-99

12-5-98	Kentucky 74, Miami 65	CBS
1-13-99	Miami 74, Rutgers 62	ESPN2
1-20-99	Connecticut 70, Miami 68 (OT)	ESPN
2-3-99	Miami 73, St. John's 70	ESPN
2-8-99	Miami 76, Syracuse 63	ESPN
2-20-99	Miami 73, Connecticut 71	CBS
3-4-99	Miami 65, Georgetown 54	ESPN2
3-5-99	St. John's 62, Miami 59	ESPN
3-12-99	Miami 75, Lafayette 54	CBS
3-14-99	Purdue 73, Miami 63	CBS

1999-00

12-18-99	North Carolina 78, Miami 68	ESPN
1-17-00	Miami 67, Villanova 66	ESPN
1-29-00	Kentucky 60, Miami 57	CBS
2-7-00	Miami 77, Georgetown 55	ESPN
2-19-00	Miami 63, Connecticut 57	ABC
2-26-00	Miami 55, Notre Dame 52	ESPN
3-5-00	Miami 74, St. John's 70 (OT)	CBS
3-9-00	Miami 61, Notre Dame 58	ESPN2
3-10-00	St. John's 58, Miami 57	ESPN
3-17-00	Miami 75, Arkansas 71	CBS
3-19-00	Miami 75, Ohio State 62	CBS
3-24-00	Tulsa 80, Miami 71	CBS

2000-01

12-4-00	North Carolina 67, Miami 45	ESPN2
1-22-01	St. John's 67, Miami 63 (OT)	ESPN
2-1-01	Miami 72, Seton Hall 66	ESPN2
2-10-01	St. John's 85, Miami 79 (OT)	ABC
2-13-01	Miami 68, Syracuse 57	ESPN2
2-17-01	Miami 80, Villanova 62	ESPN
2-24-01	Connecticut 60, Miami 53	ABC
3-7-01	Pittsburgh 78, Miami 69	ESPN

2001-02

1-8-02	St. John's 71, Miami 60	ESPN2
2-10-02	Boston College 76, Miami 63	ABC
2-26-02	Miami 81, Providence 65	ESPN2
3-7-02	Miami 84, Georgetown 76 (OT)	ESPN
3-8-02	Pittsburgh 76, Miami 71	ESPN
3-14-02	Missouri 93, Miami 80	CBS

2002-03

1-4-03	Miami 64, North Carolina 61 (OT)	ESPN
1-20-03	Miami 77, Connecticut 76	ESPN
1-26-03	Syracuse 54, Miami 49	CBS
2-22-03	Georgetown 74, Miami 72	ESPN
3-8-03	St. John's 76, Miami 73	ESPN
3-12-03	Seton Hall 67, Miami 52	ESPN

2003-04

1-7-04	North Carolina 89, Miami 64	ESPN
--------	-----------------------------	------

2004-05

1-19-05	Duke 92, Miami 83	ESPN
3-3-05	Duke 83, Miami 59	ESPN

2005-06

11-29-05	Michigan 75, Miami 53	ESPN2
1-14-06	Miami 81, North Carolina 70	ESPN2
1-24-06	Virginia 71, Miami 51	ESPN2
2-8-06	NC State 86, Miami 77 (2OT)	ESPN2
2-22-06	Miami 70, Virginia Tech 59	ESPN2
3-10-06	Duke 80, Miami 76	ESPN2
3-15-06	Miami 62, Oklahoma State 59	ESPN2
3-22-06	Michigan 71, Miami 65	ESPN2

2006-07

11-28-06	Northwestern 61, Miami 59	ESPN2
12-23-06	Louisville 82, Miami 59	ESPN
1-6-07	Wake Forest 79, Miami 78	ESPN2
1-31-07	North Carolina 105, Miami 64	ESPN
2-3-07	Virginia 81, Miami 70	ESPN2
2-7-07	Boston College 75, Miami 68	ESPN2

MIAMI'S ALL-TIME TV RECORD:

ABC	1-3
CBS	5-9
NBC	0-2
ESPN	16-30
ESPN2	11-8
ESPN3	2-6
USA	0-3
Total	35-61 (.365)



Dick Vitale and John Saunders were on hand for Miami's matchup with Connecticut in 1999.



James Dews

RECORDS

Individual Game Records

BASKETBALL

Points Scored

Rick Barry vs. Rollins, 1965	59
Rick Barry vs. Tampa, 1965	55
Rick Barry vs. Florida Southern, 1965	54
Rick Barry vs. Jacksonville, 1964	52
Rick Barry vs. Tampa, 1965	51
Rick Barry vs. Oklahoma City, 1965	51
Rick Barry vs. Rollins, 1964	50
Rick Barry vs. Houston, 1965	50
Mike McCoy vs. Rollins, 1963	48
Sy Chadroff vs. Rollins, 1952	47

Field Goals Made

Rick Barry vs. Houston, 1965	21
Rick Barry vs. Rollins, 1965	20
Rick Barry vs. Rollins, 1965	20
Mike McCoy vs. Rollins, 1963	20
Rick Barry vs. Rollins, 1964	19
Rick Barry vs. Jacksonville, 1964	19
Rick Barry vs. Oklahoma City, 1965	19
Mike Wittman vs. Oklahoma City, 1965	19
Sy Chadroff vs. Rollins, 1952	18
John Dampier vs. Army, 1964	18
Rick Barry vs. Yale, 1965	18
Wayne Beckner vs. Tampa, 1965	18
Steve Rich vs. St. John's, 1996	18

3-Point Field Goals Made

Johnny Hemsley vs. Lafayette, 1999	9
Samarr Logan vs. Boston College, 1990	8
Darius Rice vs. Virginia Tech, 2001	7
Darius Rice vs. Connecticut, 2003	7
Robert Hite vs. Florida International, 2004	7
Robert Hite vs. Wake Forest, 2006	7

3-Point Field Goals Attempted

Darius Rice vs. Virginia Tech, 2001	15
Marcus Barnes vs. Connecticut, 2001	14
Darius Rice vs. Florida State, 2003	13
Steven Edwards vs. Robert Morris, 1994	13
Steven Edwards vs. Boston College, 1996	13
11 occasions	12

3-Point Field Goal Percentage
(Minimum 4 Attempts)

Trevor Burton vs. Georgetown, 1993 (5-5)	1.000
Robert Hite vs. VA Tech, 2004 (5-5)	1.000
Samarr Logan vs. Davidson, 1990 (5-5)	1.000
Levertis Williams vs. FIU, 1988 (5-5)	1.000
Jerome Scott vs. Pittsburgh, 1992 (4-4)	1.000
Joel Warren vs. Marist, 1988 (4-4)	1.000
Anthony Harris vs. Maryland, 2006 (4-4)	1.000
Jake Morton vs. Georgetown, 1993 (5-6)	.833
Steve Frazier vs. FAU, 1995 (5-6)	.833
Robert Hite vs. UMass, 2004 (5-6)	.833
Jake Morton vs. BYU, 1989 (4-5)	.800
Jake Morton vs. Stanford, 1989 (4-5)	.800
Kevin Presto vs. BYU, 1989 (4-5)	.800
Trevor Burton vs. Davidson, 1991 (4-5)	.800
Joe Ross vs. Florida, 1991 (4-5)	.800

Free Throws Made

Ron Godfrey vs. Okla. City, 1960	22
Rick Barry vs. Florida Southern, 1965	22
Rick Barry vs. St. Joseph's (PA), 1964	19
Rick Barry vs. Rollins, 1965	19
Joe Munley vs. Ky.-Wesleyan, 1957	17
Rick Barry vs. San Francisco, 1964	17
Rick Barry vs. St. Mary's, 1965	17
Rick Barry vs. Tampa, 1965	17
Dick Hickox vs. Stetson, 1959	16
8 occasions	15

Rebounds

Rick Barry vs. Oklahoma City, 1965	29
Wayne Canaday vs. Bucknell, 1969	28
Harry Manushaw vs. Florida St., 1959	27
Rick Barry vs. Rollins, 1965	27
Harry Manushaw vs. Morehead St., 1959	26
Rick Barry vs. Cornell, 1963	25
Rusty Parker vs. Florida State, 1968	25
Harry Manushaw vs. Toronto, 1959	24
Rick Barry vs. Houston, 1965	24
Rick Barry vs. Tampa, 1965	24
Wayne Beckner vs. Rollins, 1963	24

Assists

Michael Gardner vs. Pittsburgh, 1993	14
John Salmons vs. Notre Dame, 2002	13
Bryan Hughes vs. The Citadel, 1985	13
Vernon Jennings vs. Bethune-Cookman, 2000	12
Vernon Jennings vs. Pittsburgh, 1999	12
Thomas Hocker vs. Florida State, 1990	12
Thomas Hocker vs. Tulane, 1990	12
John Salmons vs. St. John's, 2002	11
Vernon Jennings vs. Notre Dame, 2000	11
Vernon Jennings vs. Syracuse, 1999	11
Kevin Norris vs. Florida Atlantic, 1997	11
Michael Gardner vs. Syracuse, 1993	11
Jerome Scott vs. St. Joseph's (PA), 1991	11
Kevin Presto vs. Alabama State, 1987	11
10 occasions	10

Steals

Jerome Scott vs. FIU, 1991	9
Vernon Jennings vs. West Virginia, 2000	7
12 occasions	6

Blocked Shots

Anthony King vs. Florida Atlantic, 2004 . . . 13

Constantin Popa vs. Florida Atlantic, 1992	8
Tim James vs. West Virginia, 1996	8
James Jones vs. FIU, 2001	8
Tito Horford vs. South Carolina, 1987	7
Constantin Popa vs. Beth.-Cookman, 1993	7
Constantin Popa vs. St. John's, 1995	7
James Jones vs. FAU, 2000	7
James Jones vs. North Carolina, 2003	7

Returning Players in Bold

Opponent's Individual Single-Game Highs

Most Points: 58, Danny Ferry (Duke), 12-10-88
Most Field Goals Made: 23, Danny Ferry (Duke), 12-10-88
Most Field Goals Attempted: 31, Victor Page (Georgetown), 3-6-97
Highest FG%: 1.000 (11-11), Hakim Warrick (Syracuse), 2-14-04
Most 3-PT FGM: 9, Mike Hargett (George Mason), 11-23-90
Most 3-PT FGA: 16, Billy Donovan (Providence), 1-20-87;
 Jerome Coleman (Rutgers), 2-17-02
Highest 3-PT FG%: 1.000 (5-5), Jerry McCullough (Pittsburgh), 1-12-94
Most Free Throws Made: 17, Jason Lawson (Villanova), 3-5-94; Troy Bell (Boston College), 1-13-01

Most Free Throws Attempted: 21, Jason Lawson (Villanova), 3-5-94
Highest FT%: 1.000 (17-17), Troy Bell (Boston College), 1-13-01
Most Rebounds: 24, Darrell Coleman (South Florida), 3-1-88
Most Assists: 14, Tommy Amaker (Duke), 2-19-86;
 Brandon Knight (Pittsburgh), 3-8-02
Most Turnovers: 11, Zlatko Savovic (Lehigh), 12-27-01
Most Blocked Shots: 13, Kyle Davis (Auburn), 3-14-01
Most Steals: 8, Eric Murdock (Providence), 1-27-88

Individual Game Records

UBASKETBALL

Field Goals Attempted

(Since 1985-86)

Johnny Hemsley vs. North Carolina, 1999	30
Darius Rice vs. Connecticut, 2003	27
Joe Wylie vs. George Mason, 1990	26
Steve Rich vs. St. John's, 1996	25
Dennis Burns vs. Dayton, 1988	25
Joe Wylie vs. South Florida, 1991	24
Dennis Burns vs. New Mexico, 1989	24
Dennis Burns vs. Oral Roberts, 1989	24
Robert Hite vs. Florida Atlantic, 2004	24
Darius Rice vs. Virginia Tech, 2001	23
Tim James vs. Seton Hall, 1999	23
Tim James vs. Georgia Tech, 1997	23
Eric Brown vs. South Florida, 1989	23
Dennis Burns vs. Duke, 1986	23
Johnny Hemsley vs Memphis, 1999	23

Field Goal Percentage

(Since 1985-86)

Alex Fraser vs. Providence, 1997 (6-6)	1.000
Alex Fraser vs. Syracuse, 1996 (6-6)	1.000
Jamal Johnson vs. Florida A&M, 1993 (6-6)	1.000
Rafael Berumen vs. New Hampshire, 2002 (5-5)	1.000
Elton Tyler vs. Florida Atlantic, 1999 (5-5)	1.000
Anthony Rosa vs. Seton Hall, 1994 (5-5)	1.000
Samarr Logan vs. George Mason, 1990 (5-5)	1.000
Anthony King vs. Virginia Tech, 2005 (5-5)	1.000
Anthony King vs. Morgan State, 2005 (5-5)	1.000
Raymond Hicks vs. Stetson, 2006 (5-5)	1.000
Raymond Hicks vs. Georgia Tech, 2006 (5-5)	1.000
Eric Brown vs. Alabama State, 1987 (15-16)	.937
Eric Brown vs. Bethune Cookman, 1988 (12-13)	.923
Tim James vs. Memphis, 1997 (11-12)	.917
Trevor Burton vs. Maine, 1991 (11-12)	.917

Free Throws Attempted

(Since 1985-86)

Eric Brown vs. Brigham Young, 1989	19
Eric Brown vs. Providence, 1987	17
Eric Brown vs. Marquette, 1989	17
Eric Brown vs. Tennessee Tech, 1989	17
Eric Brown vs. Virginia Commonwealth, 1988	16
Eric Brown vs. Bethune Cookman, 1988	16
Hammie Ward at Tennessee, 1991	16
Steven Edwards vs. St. John's, 1995	16
John Salmons vs. West Virginia, 2001	16
Clifton Clark vs. Florida Atlantic, 2004	16
Robert Hite vs. North Carolina, 2006	16

Free Throw Percentage

(Since 1985-86)

Jack McClinton vs. Georgia Tech, 2006 (10-10)	1.000
Guillermo Diaz vs. Virginia, 2005 (10-10)	1.000
Robert Hite vs. Rutgers, 2004 (10-10)	1.000
Johnny Hemsley vs. Georgia State, 1997 (10-10)	1.000
Kevin Norris vs. Buffalo, 1996 (10-10)	1.000
Steve Edwards vs. Villanova, 1993 (10-10)	1.000
Joe Wylie vs. West Virginia, 1991 (10-10)	1.000
Lemuel Howard vs. Duquesne, 1988 (10-10)	1.000
Darius Rice vs. Providence, 2002 (9-9)	1.000
John Salmons vs. Villanova, 2001 (9-9)	1.000
12 occassions (8-8)	1.000



Anthony King went 5-for-5 from the field against Virginia Tech in 2005.



Guillermo Diaz was 10-10 from the line against Georgia Tech in 2006.

Individual Season Records

BASKETBALL

Points Scored

Rick Barry, 1964-65 (26)	973
Rick Barry, 1963-64 (27)	870
Eric Brown, 1988-89 (31)	765
Don Curnutt, 1969-70 (25)	709
Don Curnutt, 1968-69 (24)	662
Don Curnutt, 1967-68 (28)	635
Dick Hickox, 1959-60 (27)	596
Guillermo Diaz, 2005-06 (34)	586
Mike Wittman, 1966-67 (26)	585
Mike Wittman, 1965-66 (26)	567
Rusty Parker, 1967-68 (28)	558
Robert Hite, 2005-06 (34)	558

Scoring Average

Rick Barry, 1964-65 (26)	37.4
Rick Barry, 1963-64 (27)	32.1
Don Curnutt, 1969-70 (25)	28.4
Don Curnutt, 1968-69 (24)	27.6
Eric Brown, 1988-89 (31)	24.7
Don Curnutt, 1967-68 (28)	22.7
Mike Wittman, 1966-67 (26)	22.3
Dick Hickox, 1959-60 (27)	22.1
Mike Wittman, 1965-66 (26)	21.8
Sy Chadroff, 1951-52 (22)	20.9

Field Goals Made

Rick Barry, 1964-65 (26)	340
Rick Barry, 1963-64 (27)	314
Don Curnutt, 1969-70 (25)	283
Don Curnutt, 1967-68 (28)	268
Don Curnutt, 1968-69 (24)	262
Eric Brown, 1988-89 (31)	255
Mike McCoy, 1962-63 (28)	237
Dick Hickox, 1959-60 (27)	219
Mike Wittman, 1966-67 (26)	219
Tim James, 1998-99 (30)	215

Field Goals Attempted

Rick Barry, 1964-65 (26)	651
Don Curnutt, 1969-70 (25)	644
Don Curnutt, 1968-69 (24)	613
Rick Barry, 1963-64 (27)	572
Don Curnutt, 1967-68 (28)	559
Mike McCoy, 1962-63 (28)	530
Johnny Hemsley, 1999-00 (30)	488
Dick Miani, 1955-56 (26)	488
Mike McCoy, 1961-62 (26)	485
John Dampier, 1963-64 (27)	483
Guillermo Diaz, 2005-06 (34)	467

Field Goal Percentage

(Minimum 200 Attempts)

Mario Bland, 1997-98 (122-200)	610
Mario Bland, 1998-99 (125-212)	590
Eric Brown, 1988-89 (255-437)	584
Elton Tyler, 2001-02 (149-257)	580
Eric Brown, 1987-88 (193-333)	580
Rusty Parker, 1965-66 (140-254)	551
Rick Barry, 1963-64 (314-572)	549
Tito Horford, 1987-88 (176-326)	540
Anthony King, 2005-06 (107-201)	532
Steve Rich, 1995-96 (107-202)	530
Tim James, 1995-96 (117-221)	529

3-Point Field Goals Made

Jack McClinton, 2006-07 (31)	91
Robert Hite, 2005-06 (34)	85
Steven Edwards, 1992-93 (27)	79
Marcus Barnes, 2001-02 (32)	79
Guillermo Diaz, 2005-06 (34)	78
Darius Rice, 2001-02 (32)	76
Robert Hite, 2004-05 (29)	72
Johnny Hemsley, 1998-99 (30)	70
Kevin Presto, 1986-87 (31)	69
Darius Rice, 2002-03 (28)	67
Steven Edwards, 1995-96 (28)	65
Johnny Hemsley, 1999-00 (30)	64
Steven Edwards, 1994-95 (28)	64
Darius Rice, 2000-01 (28)	62

3-Point Field Goals Attempted

Marcus Barnes, 2001-02 (32)	229
Guillermo Diaz, 2005-06 (34)	214
Darius Rice, 2001-02 (32)	208
Jack McClinton, 2006-07 (31)	207
Steven Edwards, 1992-93 (27)	207
Robert Hite, 2005-06 (34)	207
Johnny Hemsley, 1999-00 (30)	200
Steven Edwards, 1995-96 (28)	200
Steven Edwards, 1994-95 (28)	195
Robert Hite, 2004-05 (29)	189
Darius Rice, 2002-03 (28)	184
Darius Rice, 2000-01 (29)	183
Darius Rice, 2003-04 (28)	180

3-Point Field Goal Percentage

(Minimum 30 Attempts)

Thomas Hocker, 1989-90 (27-55)	491
James Jones, 2000-01 (41-87)	471
Samarr Logan, 1989-90 (40-86)	465
Guillermo Diaz, 2003-04 (34-76)	461
Jack McClinton, 2006-07 (91-207)	440
Mike Noblet, 1986-87 (27-62)	435
Levertis Williams, 1987-88 (22-52)	423
Trevor Burton, 1991-92 (18-43)	419
Thomas Hocker, 1988-89 (13-31)	419
Robert Hite, 2005-06 (85-207)	411
Kevin Presto, 1986-87 (69-170)	406
James Jones, 2002-03 (40-100)	400
Johnny Hemsley, 1998-99 (70-175)	400

Free Throws Made

Rick Barry, 1964-65 (26)	293
Eric Brown, 1988-89 (31)	246
Rick Barry, 1963-64 (27)	242
Eric Brown, 1987-88 (30)	161
Ron Godfrey, 1959-60 (27)	159
Dick Hickox, 1959-60 (27)	158
Mike Wittman, 1965-66 (26)	151
Mike Wittman, 1966-67 (26)	147
Gene Stage, 1956-57 (26)	145
Don Curnutt, 1969-70 (25)	143
Joe Wylie, 1990-91 (28)	143

Free Throws Attempted

Rick Barry, 1964-65 (26)	341
Eric Brown, 1988-89 (31)	310
Rick Barry, 1963-64 (27)	287
Eric Brown, 1987-88 (30)	229
Willie Allen, 1970-71 (25)	227
Ron Godfrey, 1959-60 (27)	207
Mike Wittman, 1965-66 (26)	206
Dick Hickox, 1959-60 (27)	198
Joe Wylie, 1990-91 (28)	194
Willie Allen, 1969-70 (26)	188

Free Throw Percentage

(Minimum 50 Attempts)

Jack McClinton, 2006-07 (102-114)895
Dod Hammond, 1959-60 (64-73)877
Rick Jones, 1965-66 (134-153)876
Robert Hite, 2004-05 (71-82)866
Robert Hite, 2003-04 (68-79)861
Don Curnutt, 1969-70 (143-166)861
Rick Barry, 1964-65 (293-341)859
Johnny Hemsley, 1999-00 (90-106)849
Rick Barry, 1963-64 (242-287)843
John Salmons, 2001-02 (123-146)842
James Jones, 2001-02 (111-132)841
Dick Miani, 1955-56 (139-166)837
William Frisby, 2004-05 (61-73)836
Anthony Harris, 2005-06 (45-54)833
James Jones, 2002-03 (118-142)831
Rick Barry, 1962-63 (131-158)829
Wayne Beckner, 1964-65 (106-128)828
Don Curnutt, 1967-68 (99-120)825

Rebounds

Rick Barry, 1964-65 (26)	475
Rick Barry, 1963-64 (27)	448
Harry Manushaw, 1958-59 (25)	372
Rick Barry, 1962-63 (24)	351
Mike McCoy, 1962-63 (28)	350
Mike McCoy, 1961-62 (26)	336
Bill Soens, 1966-67 (26)	330
Wayne Canaday, 1969-70 (26)	327
Edwin Morris, 1955-56 (26)	322
Harry Manushaw, 1959-60 (27)	321
Willie Allen, 1969-70 (26)	320

Returning Players in **Bold**
Games Played in ()

Individual Season Records

UBASKETBALL

Assists

Vernon Jennings, 1999-00 (32)	218
John Salmons, 2001-02 (32)	195
Vernon Jennings, 1998-99 (30)	167
Michael Gardner, 1992-93 (27)	154
Kevin Norris, 1996-97 (29)	142
Thomas Hocker, 1989-90 (27)	139
Kevin Norris, 1997-98 (28)	138
Thomas Hocker, 1987-88 (31)	136
Anthony Harris, 2004-05 (29)	133
Bryan Hughes, 1985-86 (28)	129
Armondo Surratt, 2003-04 (30)	121
Kevin Presto, 1986-87 (31)	117
John Salmons, 2000-01 (29)	115
Jerome Scott, 1990-91 (28)	111
Kevin Norris, 1995-96 (28)	111
Anthony Harris, 2006-07 (32)	110
Thomas Hocker, 1988-89 (30)	109
Kevin Presto, 1988-89 (31)	104
Steven Edwards, 1992-93 (27)	104
Kevin Norris, 1994-95 (28)	102

Steals

Jerome Scott, 1991-92 (32)	77
Vernon Jennings, 1999-00 (32)	75
Jerome Scott, 1990-91 (28)	70
Robert Hite, 2003-04 (30)	61
Vernon Jennings, 1998-99 (30)	60
John Salmons, 2001-02 (32)	57
John Salmons, 2000-01 (29)	57
Steven Edwards, 1992-93 (27)	56
Michael Gardner, 1992-93 (27)	52
John Salmons, 1999-00 (34)	50
Robert Hite, 2005-06 (34)	50
Kevin Norris, 1994-95 (28)	49
Dennis Burns, 1987-88 (31)	48
Clifton Clark, 1996-97 (29)	47
Brian Asbury, 2006-07 (32)	46
Kevin Norris, 1996-97 (29)	46
Jake Morton, 1989-90 (28)	45
Kevin Norris, 1995-96 (28)	45
Robert Hite, 2004-05 (29)	45

Games Started

Mario Bland, 1999-00 (34)	34
Elton Tyler, 1999-00 (34)	34
John Salmons, 1999-00 (34)	34
Guillermo Diaz, 2005-06 (34)	34
Robert Hite, 2005-06 (34)	34
Anthony King, 2005-06 (34)	34
John Salmons, 2001-02 (32)	32
James Jones, 2001-02 (32)	32
Elton Tyler, 2001-02 (32)	32
Hammie Ward, 1991-92 (32)	32
Jerome Scott, 1991-92 (32)	32
Brian Asbury, 2006-07 (31)	31
Vernon Jennings, 1999-00 (32)	31
Darius Rice, 2001-02 (32)	31

Minutes Played

Guillermo Diaz, 2005-06 (34)	1,196
Robert Hite, 2005-06 (34)	1,127
Vernon Jennings, 1999-00 (32)	1,117
Jerome Scott, 1991-92 (32)	1,108
John Salmons, 1999-00 (34)	1,104
Johnny Hemsley, 1998-99 (30)	1,078
John Salmons, 2001-02 (32)	1,077
Johnny Hemsley, 1999-00 (30)	1,075
Darius Rice, 2001-02, (32)	1,051
James Jones, 2001-02 (32)	1,048
Jerome Scott, 1990-91 (28)	1,034
Kevin Presto, 1986-87 (31)	1,027
Eric Brown, 1988-89 (31)	1,016
Marcus Barnes, 2001-02 (32)	1,001

Personal Fouls

Hammie Ward, 1991-92 (32)	115
Constantin Popa, 1992-93 (27)	103
Constantin Popa, 1991-92 (32)	101
Kevin O'Riordan, 1970-71 (26)	101
Mike Hutslar, 1969-70 (23)	100
Ron Godfrey, 1960-61 (27)	100
Ron Godfrey, 1959-60 (27)	99
Gary Hamilton, 2005-06 (34)	96
Tim Harvey, 1985-86 (27)	94

Blocked Shots

Anthony King, 2004-05 (29)	86
Constantin Popa, 1992-93 (27)	85
Tito Horford, 1987-88 (30)	80
James Jones, 2001-02 (32)	78
Tim James, 1998-99 (30)	65
Anthony King, 2005-06 (34)	65
Constantin Popa, 1991-92 (32)	64
Tim James, 1996-97 (29)	64
Constantin Popa, 1993-94 (27)	59
Constantin Popa, 1994-95 (28)	55
James Jones, 2002-03 (28)	50
Tim James, 1995-96 (28)	50
Elton Tyler, 2001-02 (32)	48
Dwayne Wimbley, 2000-01 (29)	48
Tim Harvey, 1985-86 (27)	46
James Jones, 2000-01 (29)	46
Tito Horford, 1986-87 (25)	45
Tim James, 1997-98 (28)	45

20-Point Games


Rick Barry, 1963-64 (27)	24
Rick Barry, 1964-65 (26)	24
Eric Brown, 1988-89 (31)	24
Don Curnutt, 1968-69 (24)	21
Don Curnutt, 1969-70 (25)	21
Don Curnutt, 1967-68 (28)	19
Dick Hickox, 1959-60 (27)	17
Mike Wittman, 1966-67 (27)	17
Joe Wylie, 1990-91 (28)	15
Mike McCoy, 1961-62 (26)	14

30-Point Games

Rick Barry, 1963-64 (27)	19
Rick Barry, 1964-65 (26)	18
Don Curnutt, 1968-69 (24)	11
Don Curnutt, 1969-70 (25)	10
Eric Brown, 1988-89 (31)	9
Rusty Parker, 1967-68 (28)	5
Dick Hickox, 1959-60 (27)	4
John Dampier, 1963-64 (27)	4
Mike Wittman, 1966-67 (26)	4
Don Curnutt, 1967-68 (28)	4

Disqualifications

Ron Godfrey, 1960-61 (27)	9
Bill Soens, 1966-67 (26)	9
Bill Soens, 1967-68 (28)	9
Ed Morris, 1955-56 (26)	8
Ed Morris, 1956-57 (26)	8
Rusty Parker, 1965-66 (26)	8
Mike Hutslar, 1968-69 (24)	8
Mike Hutslar, 1969-70 (23)	8
Tim Harvey, 1985-86 (27)	8
Hammie Ward, 1990-91 (28)	8



Rick Barry, who still owns five UM career records, scored a school-record 973 points during the 1964-65 season and is the only player to lead the NCAA, NBA and ABA in single-season scoring.

Returning Players in **Bold**,
* - Records Beginning in 1985-86

Individual Career Records

U BASKETBALL

Points Scored (FG-FT)

Rick Barry, 1962-65 (816-666)	2,298
Eric Brown, 1985-89 (805-633)	2,270
Don Curnutt, 1967-70 (813-380)	2,006
Darius Rice, 2000-04 (631-343)	1,865
Robert Hite, 2002-06 (622-245)	1,717
Tim James, 1995-99 (681-331)	1,713
Dennis Burns, 1985-89 (690-205)	1,594
Dick Hickox, 1958-61 (560-409)	1,529
Johnny Hemsley, 1996-00 (530-164)	1,497
Guillermo Diaz, 2003-06 (516-271)	1,477
Steven Edwards, 1992-96 (419-290)	1,393
Ron Godfrey, 1958-61 (518-348)	1,384
James Jones, 1999-03 (464-304)	1,356
Mike Wittman, 1964-67 (492-335)	1,319
Joe Wylie, 1988-91 (501-289)	1,297
Willie Allen, 1968-71 (482-329)	1,293
John Salmons, 1998-02(444-313)	1,287
Mike McCoy, 1960-63 (524-183)	1,231
Mario Bland, 1996-00 (450-289)	1,199
Gene Stage, 1955-58 (450-292)	1,192
Rusty Parker, 1965-68 (472-246)	1,190
Kevin Presto, 1985-89 (376-234)	1,156
Constantin Popa, 1991-95 (452-228)	1,132
Bob Campbell, 1946-50 (471-134)	1,076
Julie Cohen, 1959-62 (388-266)	1,042
Dick Miani, 1952-56 (392-258)	1,042
Jerome Scott, 1988-92 (359-235)	1,038
Rick Jones, 1964-67 (374-281)	1,029

Field Goals Made

Rick Barry, 1962-65	816
Don Curnutt, 1967-70	813
Eric Brown, 1985-89	805
Dennis Burns, 1985-89	690
Tim James, 1995-99	681
Darius Rice, 2000-04	631
Robert Hite, 2002-06	622
Dick Hickox, 1958-61	560
Johnny Hemsley, 1996-00	530
Mike McCoy, 1960-63	524
Ron Godfrey, 1958-61	518
Guillermo Diaz, 2003-06	516
Joe Wylie, 1988-91	501

Field Goal Attempts

Don Curnutt, 1967-70	1,816
Darius Rice, 2000-04	1,564
Rick Barry, 1962-65	1,564
Eric Brown, 1985-89	1,504
Tim James, 1995-99	1,431
Dennis Burns, 1985-89	1,409
Robert Hite, 2002-06	1,406
Dick Hickox, 1958-61	1,275
Johnny Hemsley, 1996-00	1,283
Mike McCoy, 1960-63	1,212
Guillermo Diaz, 2003-06	1,152
Sy Chadroff, 1949-52	1,132
Ron Godfrey, 1958-61	1,119

Returning Players in **Bold**

Field Goal Percentage

(Minimum 4 FGM Per Game Played)

Eric Brown, 1985-89 (805-1504)	535
Rick Barry, 1962-65 (816-1564)	522
Donald Strong, 1970-71 (167-321)	520
Rusty Parker, 1965-68 (472-915)	516
Tito Horford, 1986-88 (313-613)	511
Constantin Popa, 1991-95 (452-917)	493
Dennis Burns, 1985-89 (690-1409)	490
Joe Wylie, 1988-91 (501-1032)	485
Tim James, 1995-99 (681-1431)	476
Mike Wittman, 1964-67 (492-1040)	473

3-Point Field Goals Made

Steven Edwards, 1992-96	265
Darius Rice, 2000-04	260
Robert Hite, 2002-06	228
Guillermo Diaz, 2003-06	174
Kevin Presto, 1985-89	170
Johnny Hemsley, 1996-00	164
Jake Morton, 1988-93	136
Kevin Norris, 1994-98	134
James Jones, 1999-03	124
Marcus Barnes, 2000-02	122
Anthony Harris, 2003-07	115
Samarr Logan, 1989-92	100
Steve Frazier, 1992-98	98
Jack McClinton, 2006-07	91
John Salmons, 1998-02	85
Jerome Scott, 1988-92	85

Note: 3-point FGs were adopted in 1986-87

3-Point Field Goals Attempted

Steven Edwards, 1992-96	766
Darius Rice, 2000-04	755
Robert Hite, 2002-05	593
Johnny Hemsley, 1996-00	487
Guillermo Diaz, 2003-06	458
Kevin Presto, 1985-89	453
Kevin Norris, 1994-98	407
Jake Morton, 1988-93	390
Marcus Barnes, 2000-02	370
James Jones, 1999-03	324
Steve Frazier, 1992-98	319
Samarr Logan, 1989-92	265
John Salmons, 1998-02	265

3-Point Field Goal Percentage

(Minimum 75 Attempts)

Jack McClinton, 2006-07 (91-207)	440
Thomas Hocker, 1987-90 (53-125)	424
Trevor Burton, 1989-93 (75-189)	397
Robert Hite, 2002-06 (228-593)	384
James Jones, 1999-03 (124-324)	383
Guillermo Diaz, 2003-06 (174-458)	380
Samarr Logan, 1989-92 (100-265)	377
Kevin Presto, 1985-89 (170-453)	375
Doug Elliott, 1989-91 (50-135)	370
Levertis Williams, 1987-89 (68-184)	370
Anthony Rosa, 1993-96 (33-90)	367
Jake Morton, 1988-93 (136-390)	349
Joel Warren, 1985-89 (44-126)	349

Consecutive Games With

3-Point Field Goal Made


Steven Edwards, 1994-95	32
Steven Edwards, 1993	26
Johnny Hemsley, 1998-99	20
Steven Edwards, 1995-96	20
Jack McClinton, 2006-07	18
Marcus Barnes, 2002	17
Darius Rice, 2001	15
Darius Rice, 2003	14
Kevin Presto, 1988-89	14
Steven Edwards, 1994	14
Steve Frazier, 1994	14
James Jones, 2001	14

Free Throws Made

Rick Barry, 1962-65	666
Eric Brown, 1985-89	633
Dick Hickox, 1958-61	409
Eric Brown, 1985-89	387
Don Curnutt, 1967-70	380
Ron Godfrey, 1958-61	348
Darius Rice, 2000-04	343
Mike Wittman, 1964-67	335
Tim James, 1995-99	331
Willie Allen, 1968-71	316
John Salmons, 1998-02	310

Free Throws Attempted

Eric Brown, 1985-89	840
Rick Barry, 1962-65	786
Willie Allen, 1968-71	553
Tim James, 1995-99	514
Dick Hickox, 1958-61	512
Ron Godfrey, 1958-61	469
Don Curnutt, 1967-70	456
Joe Wylie, 1988-91	451
Darius Rice, 2000-04	443
Mike Wittman, 1964-67	441
Mario Bland, 1996-00	437



Vernon Jennings's 218 assists in 1999-00 set a UM single season record.

RECORDS

Individual Career Records

UBASKETBALL

Free Throw Percentage

(Minimum 2 FTM Per Game Played)

Jack McClinton, 2006-07 (102-114)	895
Dod Hammond, 1959-60 (64-73)	877
Robert Hite, 2002-06 (245-289)	848
Rick Barry, 1962-65 (665-786)	846
Rick Jones, 1964-67 (281-337)	834
Don Curnutt, 1967-70 (380-456)	833
James Jones, 1999-03 (304-366)	831
Johnny Hemsley, 1996-00 (273-339)	805
John Salmons, 1998-02 (310-385)	805
Dick Hickox, 1958-60 (409-512)	799
John Dampier, 1963-65 (113-144)	785
John Salmons, 1998- (192-243)	782
Ken Allen, 1960-63 (136-175)	777

Rebounds

Rick Barry, 1962-65	1,274
Willie Allen, 1968-71	916
Harry Manushaw, 1958-61	914
Mike McCoy, 1960-63	857
Tim James, 1995-99	856
Eric Brown, 1985-89	855
Edwin Morris, 1955-58	787
Ron Godfrey, 1958-61	767
Joe Wylie, 1988-91	758
Constantin Popa, 1991-95	701

Assists*

Vernon Jennings, 1996-00	520
Kevin Norris, 1994-98	493
John Salmons, 1998-02	429
Kevin Presto, 1985-89	412
Thomas Hocker, 1987-90	384
Anthony Harris, 2002-07	330
Michael Gardner, 1991-94	319
Steven Edwards, 1992-96	312
Mike Simmons, 1998-03	263
Jerome Scott, 1988-92	257
Guillermo Diaz, 2003-06	238
Dennis Burns, 1985-89	236
Joel Warren, 1985-89	225
Trevor Burton, 1989-93	223

Steals*

Kevin Norris, 1994-98	208
Vernon Jennings, 1996-00	199
John Salmons, 1998-02	192
Robert Hite, 2002-06	187
Jerome Scott, 1988-92	187
Jake Morton, 1988-93	167
Kevin Presto, 1985-89	154
Mike Simmons, 1998-03	141
Steven Edwards, 1992-96	138
James Jones, 1999-03	137
Dennis Burns, 1985-89	136
Darius Rice, 2000-04	129
Tim James, 1995-99	127
Guillermo Diaz, 2003-06	123
Eric Brown, 1985-89	122

Blocked Shots*

Constantin Popa, 1991-95	263
Tim James, 1995-99	224
James Jones, 1999-03	192
Anthony King, 2003-06	171
Tito Horford, 1986-88	125
Dennis Burns, 1985-89	123
Elton Tyler, 1997-2000, 2001-02	114
Dwayne Wimbley, 1997-01	96
Gary Hamilton, 2002-06	85
Eric Brown, 1985-89	84
Joe Wylie, 1988-91	84
John Salmons, 1998-02	81

Personal Fouls

Constantin Popa, 1991-95	375
Eric Brown, 1985-89	332
John Salmons, 1998-02	316
Hammie Ward, 1989-93	311
Jake Morton, 1988-93	308
Mario Bland, 1996-00	305
Gary Hamilton, 2002-06	297
Ron Godfrey, 1958-61	283
Kevin Presto, 1985-89	277
Vernon Jennings, 1996-00	269

Disqualifications

Mike Hutslar, 1967-70	25
Rusty Parker, 1965-68	21
Edwin Morris, 1955-58	20
Hammie Ward, 1989-93	18
Bill Soens, 1966-68	18
Eric Brown, 1985-89	18
Constantin Popa, 1991-95	18
Ron Godfrey, 1958-61	16
Willie Allen, 1968-71	15
Mark Richardson, 1985-89	15

Games Played

Elton Tyler, 1997-00, 2001-02	124
John Salmons, 1998-02	124
James Jones, 1999-03	122
Robert Hite, 2002-06	121
Kevin Presto, 1985-89	121
Mario Bland, 1996-00	120
Eric Brown, 1985-89	120
Gary Hamilton, 2002-06	119
Dennis Burns, 1985-89	119
Dwayne Wimbley, 1997-01	118
Mike Simmons, 1998-03	118
Darius Rice, 2000-04	116
Tim James, 1995-99	115
Rodrigue Djahue, 2000-04	114
Joel Warren, 1985-89	113
Jake Morton, 1988-93	113
Constantin Popa, 1991-95	113
Kevin Norris, 1994-98	113
Vernon Jennings, 1996-00	111
Steven Edwards, 1992-96	110
Alex Fraser, 1993-97	110
Johnny Hemsley, 1996-00	108
Mark Richardson, 1985-89	108
Trevor Burton, 1989-93	107
Anthony Harris, 2003-07	106
Jerome Scott, 1988-92	104
Hammie Ward, 1989-93	100

Games Started*

Darius Rice, 2000-04	113
Robert Hite, 2002-06	109
Kevin Norris, 1994-98	108
John Salmons, 1998-02	106
Eric Brown, 1985-89	106
Alex Fraser, 1993-97	98
Mario Bland, 1998-00	97
Kevin Presto, 1985-89	91
Steven Edwards, 1992-96	91
James Jones, 1999-03	89
Tim James, 1995-99	85
Constantin Popa, 1991-95	83
Guillermo Diaz, 2003-06	81

Consecutive Games Started*

Kevin Norris, 1994-98	108
John Salmons, 1998-02	106
James Jones, 1999-03	89
Jerome Scott, 1990-92	72
Anthony King, 2004-06	71
Guillermo Diaz, 2003-06	69
Alex Fraser, 1994-96	67
Tim James, 1997-99	61
James Jones, 1999-03	61
Mario Bland, 1998-00	58
Darius Rice, 2000-01	57

* - years listed are the years of the consecutive starts

Minutes Played*

John Salmons, 1998-02	3,786
Eric Brown, 1985-89	3,761
Darius Rice, 2000-04	3,727
Robert Hite, 2002-06	3,566
Kevin Presto, 1985-89	3,453
Tim James, 1995-99	3,371
James Jones, 1999-03	3,351
Guillermo Diaz, 2003-06	3,032
Kevin Norris, 1994-98	3,255
Dennis Burns, 1985-89	3,176
Johnny Hemsley, 1996-00	3,170
Steven Edwards, 1992-96	3,062
Vernon Jennings, 1996-00	2,926
Mario Bland, 1996-00	2,865

20-Point Games

Rick Barry, 1962-65	61
Don Curnutt, 1967-70	61
Eric Brown, 1985-89	54
Dick Hickox, 1958-61	41
Darius Rice, 2000-04	35
Mike Wittman, 1964-67	33
Johnny Hemsley, 1996-00	29
Joe Wylie, 1988-91	29
Tim James, 1995-99	28
Ron Godfrey, 1958-61	28
Willie Allen, 1968-71	28
Mike McCoy, 1960-63	27
Guillermo Diaz, 2003-06	25
Dennis Burns, 1985-89	24

Returning Players in **Bold**,

* - Records Beginning in 1985-86

Hurricane Head Coaches Records

U BASKETBALL

Year-By-Year Coach, Seasons

Coach, seasons	Years	Won	Lost	Pct.
Art Webb, 3 seasons	1926-28, 1930-31	18	12	.600
Tom McCann, 2 seasons	1928-29, 1931-32	30	7	.811
Hart Morris, 10 seasons	1938-42, 1946-52	119	82	.592
W.H. Steers, 1 season	1945-46	8	5	.615
Dave Wike, 2 seasons	1952-54	14	22	.389
Bruce Hale, 13 seasons	1954-67	220	112	.663
Ron Godfrey, 4 seasons	1967-71	47	57	.452
Bill Foster, 5 seasons	1985-90	78	71	.523
Leonard Hamilton, 10 seasons	1990-00	144	147	.495
Perry Clark, 4 seasons	2000-04	65	54	.546
Frank Haith, 3 seasons	2004-Present	46	49	.484
Totals, 57 Seasons	1926-2007	789	618	.561

Year-By-Year Coaching Records

Year	W	L	PCT	Points Scored		Head Coach
				Miami	Opp.	
1926-27*	7	1	.875	348	170	Art Webb
1927-28	8	4	.667	406	310	Art Webb
1928-29	13	6	.684	670	419	Tom McCann
1929-30	No team					
1930-31	3	7	.300	252	331	Art Webb
1931-32#	17	1	.944	816	456	Tom McCann
1932-38	No team					
1938-39	4	6	.400	372	422	Hart Morris
1939-40	8	12	.400	716	824	Hart Morris
1940-41	10	6	.625	707	654	Hart Morris
1941-42	9	7	.563	628	570	Hart Morris
1942-45	Results Not Available					
1945-46	8	5	.615	560	568	W.H. Steers
1946-47	20	7	.769	1,400	1,192	Hart Morris
1947-48	11	7	.611	997	902	Hart Morris
1948-49	19	8	.704	1,633	1,515	Hart Morris
1949-50	14	9	.609	1,446	1,393	Hart Morris
1950-51	10	12	.455	1,487	1,520	Hart Morris
1951-52	14	8	.636	1,687	1,438	Hart Morris
1952-53	9	12	.429	1,503	1,502	Dave Wike
1953-54	5	10	.333	1,015	1,161	Dave Wike
1954-55	9	11	.450	1,555	1,544	Bruce Hale
1955-56	14	12	.539	2,170	2,115	Bruce Hale
1956-57	13	13	.500	2,029	2,167	Bruce Hale
1957-58	14	8	.636	1,741	1,641	Bruce Hale
1958-59	18	7	.720	2,190	2,029	Bruce Hale
1959-60	23	4	.852	2,427	2,192	Bruce Hale
1960-61	20	7	.741	2,230	2,036	Bruce Hale
1961-62	14	12	.539	2,069	2,045	Bruce Hale
1962-63	23	5	.821	2,509	2,201	Bruce Hale
1963-64	20	7	.741	2,575	2,352	Bruce Hale
1964-65	22	4	.846	2,558	2,190	Bruce Hale
1965-66	15	11	.577	2,271	2,208	Bruce Hale



Bruce Hale's 220 victories are the most by a UM head coach.



Frank Haith was named the University of Miami's 11th head men's basketball coach on April 12, 2004.

1966-67	15	11	.577	2,126	2,091	Bruce Hale
1967-68	17	11	.607	2,368	2,419	Ron Godfrey
1968-69	14	10	.583	1,985	2,048	Ron Godfrey
1969-70	9	17	.346	2,293	2,521	Ron Godfrey
1970-71	7	19	.269	2,143	2,373	Ron Godfrey
1971-85	No team					
1985-86	14	14	.500	2,006	2,131	Bill Foster
1986-87	15	16	.491	2,332	2,335	Bill Foster
1987-88	17	14	.548	2,453	2,400	Bill Foster
1988-89	19	12	.613	2,809	2,778	Bill Foster
1989-90	13	15	.464	2,014	2,132	Bill Foster
1990-91	9	19	.321	2,027	2,078	Leonard Hamilton
1991-92	8	24	.250	1,941	2,160	Leonard Hamilton
1992-93	10	17	.370	1,929	2,004	Leonard Hamilton
1993-94	7	20	.259	1,690	1,909	Leonard Hamilton
1994-95	15	13	.536	1,831	1,888	Leonard Hamilton
1995-96	15	13	.536	1,883	1,873	Leonard Hamilton
1996-97	16	13	.552	1,887	1,821	Leonard Hamilton
1997-98	18	10	.642	1,962	1,836	Leonard Hamilton
1998-99	23	7	.767	2,178	1,950	Leonard Hamilton
1999-00	23	11	.676	2,346	2,127	Leonard Hamilton
2000-01	16	13	.552	2,039	1,963	Perry Clark
2001-02	24	8	.750	2,395	2,156	Perry Clark
2002-03	11	17	.393	1,956	1,924	Perry Clark
2003-04	14	16	.467	2,148	2,067	Perry Clark
2004-05	16	13	.551	2,071	2,020	Frank Haith
2005-06	18	16	.529	2,308	2,213	Frank Haith
2006-07	12	20	.375	2,279	2,332	Frank Haith
Totals	789	618	.561	102,714	97,616	

*First year UM played all freshmen opponents
#Played no senior colleges

Year-by-Year Statistical Leaders

UBASKETBALL

Scoring Leaders

Year	Player	FG	FT	Pts
1926-27	No record available			
1927-28	Rodger Ashman			169
1928-29	Rodger Ashman	49	18	116
1929-31	No record available			
1931-32	Polger	71	25	167
1932-38	No team			
1938-39	No record available			
1939-40	John Tobin	86	24	196
1940-41	John Tobin	71	27	169
1941-42	John Tobin	91	39	221
1943-45	No records available			
1945-46	Louis Edwards	53	17	123
1946-47	Bob Campbell	164	39	367
1947-48	Abe Friedman	92	37	221
1948-49	Bob Campbell	164	39	367
1949-50	Mackey MacDonald	134	48	316
1950-51	Sy Chadroff	107	54	268
1951-52	Sy Chadroff	180	999	459
1952-53	Howard Keene	112	126	350
1953-54	Willie Schayowitz	95	37	227
1954-55	Dick Miani	114	73	301
1955-56	Dick Miani	186	139	511
1956-57	Gene Stage	158	145	461
1957-58	Gene Stage	137	79	353
1958-59	Dick Hickox	161	131	453
1959-60	Dick Hickox	219	158	596
1960-61	Dick Hickox	180	120	480
1961-62	Mike McCoy	199	80	478
1962-63	Mike McCoy	237	80	554
1963-64	Rick Barry	314	242	870
1964-65	Rick Barry	340	293	973
1965-66	Mike Wittman	208	151	567
1966-67	Mike Wittman	219	147	585
1967-68	Don Curnutt	268	99	635
1968-69	Don Curnutt	262	138	662
1969-70	Don Curnutt	283	143	709
1970-71	Willie Allen	184	129	497
1972-85	No team			
1985-86	Eric Brown	174	112	460
1986-87	Eric Brown	183	114	460
1987-88	Eric Brown	193	161	551
1988-89	Eric Brown	255	246	765
1989-90	Joe Wylie	210	91	514
1990-91	Joe Wylie	186	143	515
1991-92	Jerome Scott	100	122	371
1992-93	Steven Edwards	127	97	430
1993-94	Jamal Johnson	102	53	257
1994-95	Steven Edwards	102	91	359
1995-96	Steven Edwards	114	68	361
1996-97	Tim James	165	73	405
1997-98	Tim James	184	97	469
1998-99	Tim James	215	115	557
1999-00	Johnny Hemsley	194	90	542
2000-01	Darius Rice	140	67	409
2001-02	Darius Rice	155	92	478
2002-03	Darius Rice	170	99	506
2003-04	Darius Rice	166	85	472
2004-05	Guillermo Diaz	190	97	538
2005-06	Guillermo Diaz	194	120	586
2006-07	Jack McClinton	163	102	519

Rebounding Leaders

Year	Player	Off	Def	Total
1950-51	Howard Keene	—	—	271
1951-52	Howard Keene	—	—	218
1952-54	No record available			
1954-55	Ken Ryskamp	—	—	181
1955-56	Ed Morris	—	—	322
1956-57	Ed Morris	—	—	246
1957-58	Dick Berghoff	—	—	278
1958-59	Harry Manushaw	—	—	372
1959-60	Harry Manushaw	—	—	321
1960-61	Ron Godfrey	—	—	256
1961-62	Mike McCoy	—	—	338
1962-63	Rick Barry	—	—	351
1963-64	Rick Barry	—	—	448
1964-65	Rick Barry	—	—	475
1965-66	Mike Wittman	—	—	260
1966-67	Billy Soens	—	—	330
1967-68	Billy Soens	—	—	299
1968-69	Wayne Canaday	—	—	319
1969-70	Wayne Canaday	—	—	327
1970-71	Willie Allen	—	—	316
1972-85	No team			
1985-86	Eric Brown	—	—	208
1986-87	Tito Horford	59	178	241
1987-88	Tito Horford	65	206	271
1988-89	Eric Brown	81	168	249
1989-90	Joe Wylie	89	177	266
1990-91	Joe Wylie	110	169	279
1991-92	Constantin Popa	64	88	152
1992-93	Constantin Popa	76	121	197
1993-94	Constantin Popa	57	105	162
1994-95	Constantin Popa	76	114	190
1995-96	Steve Rich	70	90	160
1996-97	Tim James	88	108	196
1997-98	Tim James	90	173	263
1998-99	Tim James	83	163	246
1999-00	Mario Bland	90	147	237
2000-01	John Salmons	62	111	173
2001-02	James Jones	65	138	203
2002-03	James Jones	52	117	169
2003-04	Darius Rice	55	123	178
2004-05	Anthony King	91	134	231
2005-06	Anthony King	104	132	236
2006-07	Dwayne Collins	105	102	207


The only players to lead the Hurricanes in scoring at least three consecutive seasons.



Dick Hickox



Dan Curnutt




Eric Brown



Darius Rice



John Tobin



Tim James

Year-by-Year Statistical Leaders

U BASKETBALL

Assist Leaders*

Year	Player	Assists Total
1985-86	Bryan Hughes	129
1986-87	Kevin Presto	117
1987-88	Thomas Hocker	136
1988-89	Thomas Hocker	109
1989-90	Thomas Hocker	139
1990-91	Jerome Scott	111
1991-92	Michael Gardner	98
1992-93	Michael Gardner	154
1993-94	Torey McCormick	85
1994-95	Kevin Norris	102
1995-96	Kevin Norris	111
1996-97	Kevin Norris	142
1997-98	Kevin Norris	138
1998-99	Vernon Jennings	167
1999-00	Vernon Jennings	218
2000-01	John Salmons	115
2001-02	John Salmons	195
2002-03	Armondo Surratt	93
2003-04	Armondo Surratt	121
2004-05	Anthony Harris	133
2005-06	Guillermo Diaz	97
2006-07	Anthony Harris	110

*-Did not become an official NCAA statistic until 1985-86

Blocked Shot Leaders*

Year	Player	Blocks Total
1985-86	Tim Harvey	46
1986-87	Tito Horford	45
1987-88	Tito Horford	80
1988-89	Dennis Burns	36
1989-90	Joe Wylie	32
1990-91	Joe Wylie	37
1991-92	Constantin Popa	64
1992-93	Constantin Popa	85
1993-94	Constantin Popa	59
1994-95	Constantin Popa	55
1995-96	Tim James	50
1996-97	Tim James	64
1997-98	Tim James	45
1998-99	Tim James	65
1999-00	Elton Tyler	34
2000-01	Dwayne Wimbley	48
2001-02	James Jones	78
2002-03	James Jones	50
2003-04	Gary Hamilton	26
2004-05	Anthony King	86
2005-06	Anthony King	65
2006-07	Brian Asbury	20

*-Did not become an official NCAA statistic until 1985-86

Steal Leaders*

Year	Player	Steals Total
1985-86	Bryan Hughes	42
1986-87	Kevin Presto	44
1987-88	Dennis Burns	48
1988-89	Eric Brown	44
1989-90	Jake Morton	45
1990-91	Jerome Scott	70
1991-92	Jerome Scott	77
1992-93	Steven Edwards	56
1993-94	Torey McCormick	43
1994-95	Kevin Norris	49
1995-96	Kevin Norris	45
1996-97	Clifton Clark	47
1997-98	Kevin Norris	68
1998-99	Vernon Jennings	60
1999-00	Vernon Jennings	75
2000-01	John Salmons	57
2001-02	John Salmons	57
2002-03	James Jones	44
2003-04	Robert Hite	61
2004-05	Robert Hite	45
2005-06	Robert Hite	50
2006-07	Brian Asbury	46


*-Did not become an official NCAA statistic until 1985-86



Thomas Hocker was the first player to lead UM in assists for three consecutive seasons.



Constantin Popa led UM in blocks all four seasons with the Hurricanes.



Jerome Scott is the only Hurricane to record back-to-back seasons of 70 or more steals.

Year-By-Year Team Statistics

(1955-1968)

UBASKETBALL

Opponent	TOTAL		3-PTRS		FT-FTA		REBOUNDS							Pts-Avg
	FG-FGA	Pct	3FG-FGA	Pct	FT-FTA	Pct	Off-Def-Tot	Avg	PF-DQ	A	TO	Blk	Stl	
	1955-56													
Miami Hurricanes	789-2043	.386	—	—	592-839	.706	1271	48.9	545-30	—	—	—	—	2170-83.5
Opponents	759-1976	.384	—	—	597-909	.657	1121	42.9	503-16	—	—	—	—	2115-81.3
	1956-57													
Miami Hurricanes	691-1892	.365	—	—	647-914	.708	1198	46.1	531-24	—	—	—	—	2029-78.0
Opponents	786-1980	.396	—	—	595-880	.676	1343	51.6	546-23	—	—	—	—	2167-83.3
	1957-58													
Miami Hurricanes	654-1636	.399	—	—	433-623	.697	999	45.4	419-12	—	—	—	—	1741-79.1
Opponents	625-1640	.381	—	—	391-585	.668	943	42.8	435-20	—	—	—	—	1641-74.6
	1958-59													
Miami Hurricanes	808-1910	.421	—	—	574-825	.696	1252	50.1	510-19	—	—	—	—	2190-87.6
Opponents	769-2004	.384	—	—	481-817	.671	1029	41.1	565-30	—	—	—	—	2029-80.8
	1959-60													
Miami Hurricanes	882-1961	.449	—	—	663-897	.739	1478	54.7	562-19	—	—	—	—	2427-89.9
Opponents	828-2034	.407	—	—	536-793	.676	1398	51.8	619-36	—	—	—	—	2192-81.2
	1960-61													
Miami Hurricanes	888-1924	.462	—	—	454-679	.671	1395	51.5	509-20	—	—	—	—	2230-82.6
Opponents	766-1891	.405	—	—	504-721	.699	1208	45.1	501-17	—	—	—	—	2036-75.4
	1961-62													
Miami Hurricanes	841-1994	.421	—	—	387-567	.683	1434	55.2	492-26	—	—	—	—	2069-79.7
Opponents	803-1875	.426	—	—	439-666	.659	1198	46.1	431-13	—	—	—	—	2045-78.7
	1962-63													
Miami Hurricanes	982-2151	.457	—	—	545-739	.738	1559	55.7	490-14	—	—	—	—	2509-89.6
Opponents	880-2051	.435	—	—	441-651	.678	1155	41.2	532-30	—	—	—	—	2201-78.6
	1963-64													
Miami Hurricanes	991-2194	.452	—	—	593-780	.760	1483	54.9	545-19	—	—	—	—	2575-95.4
Opponents	946-2060	.459	—	—	460-707	.645	1268	46.9	577-33	—	—	—	—	2352-87.1
	1964-65													
Miami Hurricanes	958-2077	.461	—	—	642-807	.796	1462	55.2	521-18	—	—	—	—	2558-98.4
Opponents	865-1970	.436	—	—	460-680	.677	1145	44.0	588-32	—	—	—	—	2190-84.2
	1965-66													
Miami Hurricanes	850-1920	.437	—	—	571-806	.709	1363	52.4	539-21	—	—	—	—	2271-87.3
Opponents	855-1971	.434	—	—	498-751	.663	1299	50.0	581-27	—	—	—	—	2208-84.9
	1965-66													
Miami Hurricanes	850-1920	.437	—	—	571-806	.709	1363	52.4	539-21	—	—	—	—	2271-87.3
Opponents	855-1971	.434	—	—	498-751	.663	1299	50.0	581-27	—	—	—	—	2208-84.9
	1966-67													
Miami Hurricanes	809-1814	.444	—	—	514-712	.722	1333	51.3	490-26	—	—	—	—	2126-81.8
Opponents	831-1839	.452	—	—	429-629	.682	1081	41.7	499-27	—	—	—	—	2091-80.4
	1967-68													
Miami Hurricanes	905-1936	.467	—	—	558-765	.729	1337	47.8	531-30	—	—	—	—	2368-84.6
Opponents	937-2138	.438	—	—	545-788	.691	1345	48.0	532-18	—	—	—	—	2419-86.4

Year-By-Year Team Statistics

(1969-1995)

U BASKETBALL

Opponent	TOTAL		3-PTRS		FT-FTA	Pct	REBOUNDS				Blk	Stl	Pts-Avg	
	FG-FGA	Pct	3FG-FGA	Pct			Off-Def-Tot	Avg	PF-DQ	A				TO
1968-69														
Miami Hurricanes	777-1731	.444	—	—	431-607	.710	1238	51.6	492-23	—	—	—	—	1985-82.0
Opponents	777-1702	.457	—	—	494-684	.722	1017	41.1	448-15	—	—	—	—	2048-85.0
1969-70														
Miami Hurricanes	911-2069	.442	—	—	471-684	.692	1289	49.5	527-26	—	—	—	—	2293-88.2
Opponents	992-2051	.484	—	—	537-743	.723	1347	51.8	518-13	—	—	—	—	2521-96.9
1970-71														
Miami Hurricanes	849-1954	.435	—	—	445-723	.616	1270	48.8	542-22	—	—	—	—	2143-82.4
Opponents	909-1893	.480	—	—	555-793	.669	1335	51.3	544-19	—	—	—	—	2373-91.3
1985-86														
Miami Hurricanes	805-1692	.476	—	—	396-603	.657	1059	37.8	468-22	453	441	109	156	2006-71.6
Opponents	902-1910	.472	—	—	327-500	.654	1061	37.9	545-18	499	356	54	228	2131-76.1
1986-87														
Miami Hurricanes	869-1922	.452	127-332	.383	467-686	.681	363-791-1263	40.7	609-24	491	534	128	169	2332-75.2
Opponents	857-1954	.439	151-370	.408	470-710	.662	333-698-1150	37.1	621-29	435	433	48	282	2335-75.3
1987-88														
Miami Hurricanes	897-1826	.491	132-374	.353	527-736	.716	306-771-1151	37.1	558-9	542	563	175	198	2453-79.1
Opponents	922-2104	.438	116-338	.343	440-645	.682	431-668-1190	38.4	618-12	475	472	60	288	5400-77.4
1988-89														
Miami Hurricanes	1024-2083	.492	173-496	.349	588-832	.707	317-739-1164	37.5	678-23	583	513	102	287	2809-90.6
Opponents	1040-2129	.488	146-385	.379	552-838	.659	419-772-1302	42.0	666-23	516	542	62	256	2778-89.6
1989-90														
Miami Hurricanes	737-1723	.428	169-460	.367	371-572	.649	283-582-962	34.4	518-16	406	407	77	245	2014-71.9
Opponents	800-1688	.474	117-328	.357	415-606	.685	320-710-1146	40.9	506-22	407	471	71	163	2132-76.1
1990-91														
Miami Hurricanes	729-1657	.440	145-386	.376	424-604	.702	333-542-1002	35.8	524-24	381	458	86	230	2027-72.4
Opponents	770-1624	.474	142-426	.333	396-590	.671	298-556-985	35.2	551-16	425	442	84	190	2078-74.2
1991-92														
Miami Hurricanes	671-1692	.397	128-404	.314	471-736	.640	375-591-1098	34.3	701-8	372	500	131	259	1941-60.7
Opponents	709-1627	.436	168-446	.377	574-857	.670	431-710-1141	35.7	645-7	440	516	129	248	2160-67.5
1992-93														
Miami Hurricanes	692-1600	.433	186-521	.357	359-599	.599	392-586-978	36.2	575-21	449	421	128	421	1929-71.4
Opponents	683-1543	.443	138-356	.388	500-721	.693	389-664-1050	38.9	534-9	397	434	88	204	2004-74.2
1993-94														
Miami Hurricanes	638-1523	.419	138-428	.322	276-472	.585	382-685-1067	39.5	537-15	413	543	141	191	1690-62.6
Opponents	645-1626	.397	172-466	.369	447-661	.676	412-616-1028	38.1	483-14	388	371	97	286	1909-70.7
1994-95														
Miami Hurricanes	653-1627	.401	155-486	.319	370-568	.651	406-683-1089	38.9	542-15	377	485	123	218	1831-64.5
Opponents	658-1637	.402	177-546	.324	395-590	.669	410-664-1074	38.4	526-20	368	446	87	249	1888-67.4

Year-By-Year Team Statistics

(1996-2007)

UBASKETBALL

Opponent	TOTAL		3-PTRS		FT-FTA		REBOUNDS		PF-DQ	A	TO	Blk	Stl	Pts-Avg
	FG-FGA	Pct	3FG-FGA	Pct	Pct	Pct	Off-Def-Tot	Avg						
1995-96														
Miami Hurricanes	667-1577	.423	145-455	.319	404-642	.629	411-676-1087	38.8	542-10	392	477	121	224	1883-67.3
Opponents	662-1601	.413	186-514	.362	363-539	.673	370-630-1000	35.7	566-19	363	451	87	229	1873-66.9
1996-97														
Miami Hurricanes	695-1169	.416	107-360	.297	390-603	.647	414-691-1105	38.1	560-17	406	488	173	235	1887-65.1
Opponents	632-1662	.380	146-507	.288	411-617	.666	445-681-1126	38.8	558-18	314	488	97	243	1821-62.8
1997-98														
Miami Hurricanes	735-1669	.440	114-397	.287	378-572	.661	388-732-1120	40.0	563-11	395	496	120	259	1962-70.1
Opponents	634-1672	.379	165-571	.289	403-622	.648	422-660-1082	38.6	521	352	502	72	241	1836-65.6
1998-99														
Miami Hurricanes	791-1671	.473	123-369	.333	473-677	.699	389-791-1180	39.3	521-8	458	575	158	259	2178-72.6
Opponents	695-1810	.384	193-614	.314	367-570	.644	429-607-1036	34.5	587	368	530	81	315	1950-65.0
1999-00														
Miami Hurricanes	849-1971	.431	132-440	.300	516-690	.748	489-793-1282	37.7	615-10	498	504	126	286	2346-69.0
Opponents	741-1883	.394	190-637	.298	455-669	.680	467-738-1205	35.4	639	406	615	110	232	2127-62.6
2000-01														
Miami Hurricanes	713-1728	.413	206-595	.346	407-568	.717	396-628-1024	35.3	567-10	409	434	137	257	2039-70.3
Opponents	677-1576	.430	187-541	.346	422-597	.707	372-711-1083	37.3	539	392	553	144	219	1963-67.7
2001-02														
Miami Hurricanes	818-1902	.430	236-684	.345	523-678	.771	388-786-1174	36.7	593-5	525	460	190	285	2395-74.8
Opponents	754-1885	.400	208-673	.309	440-652	.675	453-780-1233	38.5	609	401	554	121	236	2156-67.4
2002-03														
Miami Hurricanes	692-1627	.425	171-513	.333	401-559	.717	370-648-1018	36.4	557-11	393	463	119	272	1956-69.9
Opponents	664-1523	.436	183-503	.364	413-597	.692	318-653-971	34.7	517	348	497	113	240	1924-68.7
2003-04														
Miami Hurricanes	793-1765	.449	177-523	.338	385-546	.705	387-673-1060	35.5	572-10	406	462	105	256	2148-71.6
Opponents	736-1629	.452	155-454	.341	440-647	.680	343-674-1017	33.9	514	409	514	111	243	2067-68.9
2004-05														
Miami Hurricanes	761-1768	.430	197-561	.351	352-523	.673	433-714-1147	39.6	484-11	337	376	139	209	2071-71.4
Opponents	724-1700	.426	236-653	.361	336-508	.661	355-669-1024	35.3	503-7	369	398	117	170	2020-69.7
2005-06														
Miami Hurricanes	825-1895	.435	218-625	.349	440-631	.697	446-741-1187	34.9	603-10	399	421	135	241	2308-67.9
Opponents	728-1756	.415	245-663	.370	512-711	.720	386-722-1108	32.6	584-5	447	479	126	192	2213-65.1
2006-07														
Miami Hurricanes	833-1916	.435	208-588	.354	405-577	.702	451-673-1124	35.1	624-18	398	405	93	202	2279-71.2
Opponents	779-1681	.463	259-677	.383	515-742	.694	341-721-1062	33.2	588-9	460	442	136	171	2332-72.9

Home Attendance Results



Top 10 Home Attendance

ATT	OPPONENT	SITE	RESULT	SCORE	DATE
15,147	Connecticut	Miami Arena	L	70-68 (OT)	1/20/99
11,263	Connecticut	Miami Arena	L	75-67	3/4/95
11,051	Ohio State	National Car Rental Center	W	72-64	12/27/98
10,896	Georgetown	Miami Arena	L	75-58	2/15/92
10,497	Rutgers	Miami Arena	W	68-63	2/27/99
10,419	Georgetown	Miami Arena	W	68-65 (OT)	1/18/97
10,231	Connecticut	Miami Arena	L	77-58	1/18/92
10,140	North Carolina	National Car Rental Center	L	78-68	12/18/99
10,135	Connecticut	Miami Arena	W	68-66	2/2/02
10,037	Notre Dame	Miami Arena	L	90-77	2/23/02

Yearly Home Attendance Conference Games

YEAR	SITE	TOTAL	GAMES	AVG	TOTAL	GAMES	AVG
1985-86	Knight Center	54,544	18	3,030	-	-	-
1986-87	Knight Center	43,129	17	2,537	-	-	-
1987-88	Knight Center	41,343	18	2,297	-	-	-
1988-89	Miami Arena	48,968	17	2,880	-	-	-
1989-90	Miami Arena	33,505	16	2,094	-	-	-
1990-91	Miami Arena	33,406	15	2,227	-	-	-
1991-92	Miami Arena	56,677	14	4,048	46,380	9	5,153
1992-93	Miami Arena	51,262	15	3,417	41,169	9	4,574
1993-94	Miami Arena	38,219	15	2,548	28,154	9	3,128
1994-95	Miami Arena	53,953	15	3,597	43,630	9	4,848
1995-96	Miami Arena	46,150	16	2,884	34,186	9	3,798
1996-97	Miami Arena	60,517	15	4,034	48,093	9	5,344
1997-98	Miami Arena	65,958	14	4,711	47,132	9	5,236
1998-99	Miami Arena	75,560	13	5,812	57,609	9	6,401
1999-00	Miami Arena	63,920	16	3,995	33,268	8	4,159
2000-01	Miami Arena	46,364	16	2,898	26,718	8	3,340
2001-02	Miami Arena	74,415	16	4,651	51,248	8	6,406
2002-03	Miami Arena/ BankUnited Center	50,397	14	3,600	35,203	8	4,400
2003-04	BankUnited Center	45,813	18	2,545	26,160	8	3,270
2004-05	BankUnited Center	68,842	16	4,303	51,027	8	6,378
2005-06	BankUnited Center	68,247	16	4,265	46,091	8	5,761
2006-07	BankUnited Center	51,974	15	3,465	34,065	8	4,258
Totals		1,127,350	327	3,448	572,975	120	4,775

Miami's Record at..

YEAR	HOME SITE	HOME	(SITE TOTAL)	AWAY	NEUTRAL	TOTAL
1985-86	Knight Center	12-6		1-8	1-0	14-14
1986-87	Knight Center	9-8		1-6	5-2	15-16
1987-88	Knight Center	11-7	(32-21)	3-5	3-2	17-14
1988-89	Miami Arena	12-5		2-6	5-1	19-12
1989-90	Miami Arena	11-5		2-8	0-2	13-15
1990-91	Miami Arena	8-7		0-11	1-1	9-19
1991-92	Miami Arena	4-10		0-11	4-3	8-24
1992-93	Miami Arena	10-5		0-10	0-2	10-17
1993-94	Miami Arena	5-10		2-9	0-1	7-20
1994-95	Miami Arena	11-4		4-8	0-1	15-13
1995-96	Miami Arena	12-4		2-8	1-1	15-13
1996-97	Miami Arena	12-3		3-9	1-1	16-13
1997-98	Miami Arena	11-3		7-5	0-2	18-10
1998-99	Miami Arena	11-2		10-3	2-2	23-7
1999-00	Miami Arena	11-4		8-2	4-4	23-11
2000-01	Miami Arena	12-4		4-8	0-1	16-13
2002-03	Miami Arena	5-0	(135-66)			
	BankUnited Center	4-5		2-10	0-2	11-17
2003-04	BankUnited Center	10-8		3-6	1-2	14-16
2004-05	BankUnited Center	11-5		5-6	0-2	16-13
2005-06	BankUnited Center	11-5		4-8	3-3	18-16
2006-07	BankUnited Center	8-7	(44-30)	3-9	1-4	12-20
Totals		211-117		66-156	32-39	299-313

RECORDS

Series Records

UBASKETBALL

Opponent	W-L	First Game	Last Game
A			
Agoga	2-0	1928-29	1928-29
Air Force	0-1	2005-06	2005-06
Akron	0-1	1956-57	1956-57
Alabama	0-1	1968-69	1968-69
Alabama-Birmingham	1-0	2001-02	2001-02
Alabama State	1-1	1987-88	1989-90
Alaska-Anchorage	0-1	1987-88	1987-88
Albany Ga. Blues	0-1	1938-39	1938-39
Alcorn State	1-0	2006-07	2006-07
Alumni	1-0	1941-42	1941-42
American University	2-1	1970-71	1987-88
Appalachian State	1-0	2004-05	2004-05
Arizona	0-2	1985-86	1989-90
Arizona State	0-2	1989-90	1991-92
Arkansas	1-0	1999-00	1999-00
Arkansas-Pine Bluff	1-0	2002-03	2002-03
Armstrong State	1-0	1986-87	1986-87
Army	3-0	1957-58	1963-64
Auburn	1-1	1966-67	2000-01

B			
Banana River A.F.	1-0	1946-47	1946-47
Baptist	2-0	1985-86	1989-90
Barry	2-0	1991-92	1992-93
Bethune-Cookman	4-0	1988-89	1999-00
Binghamton	0-1	2006-07	2006-07
Birmingham-Southern	1-0	2005-06	2005-06
Boca Chica	1-0	1951-52	1951-52
Boca Raton AAF	1-2	1945-46	1946-47
Boston College	8-21	1962-63	2006-07
Boston University	1-0	1965-66	1965-66
Bowling Green	0-1	1951-52	1951-52
Boynnton	1-0	1939-40	1939-40
Bradley	1-1	1955-56	2003-04
Brandeis	0-1	1953-54	1953-54
Brigham Young	2-2	1959-60	1988-89
Brooklyn College	3-0	1985-86	1989-90
Brown University	1-1	1967-68	1985-86
Bucknell	2-0	1968-69	1969-70
Buffalo	2-1	1993-94	2006-07

C			
Caribbean A.S.	1-0	1945-46	1945-46
Centenary	2-2	1959-60	1969-70
Central Connecticut St.	1-0	1989-90	1989-90
Central Florida	6-0	1986-87	2002-03
Charlotte	2-4	1997-98	2002-03
Checker Cab	1-0	1948-49	1948-49
Church League All-Stars	1-0	1928-29	1928-29
The Citadel	1-1	1958-59	1985-86
Cincinnati	1-0	1946-47	1946-47
City College Charleston	1-0	1946-47	1946-47
City Hall	1-0	1928-29	1928-29
Clemson	5-6	1955-56	2006-07
Cleveland State	0-1	2006-07	2006-07
Coast Guard	2-0	1945-46	1945-46
Colgate	1-0	1987-88	1987-88
Colorado	0-1	1956-57	1956-57
Columbia	2-1	1952-53	2000-01
Connecticut	8-15	1956-57	2003-04
Coppin State	2-0	1986-87	1987-88
Cornell	1-0	1962-63	1962-63
Creighton	3-2	1963-64	2005-06
Culver-Stockton	1-0	1951-52	1951-52

D			
Dartmouth	3-1	1950-51	1990-91
Davidson	3-1	1988-89	1991-92
Dayton	1-7	1956-57	1989-90
DePaul	1-6	1987-88	1996-97
Detroit Meroy	1-0	1999-00	1999-00
Duke	1-8	1962-63	2006-07
Duquesne	2-1	1964-65	1987-88

Opponent	W-L	First Game	Last Game
E-F			
Eastern Airlines	1-0	1939-40	1939-40
Eastern Illinois	2-1	1948-49	2000-01
Eastern Kentucky	2-1	1967-68	1997-98
Eastern Michigan	1-0	2001-02	2001-02
Eglin Field	0-1	1952-53	1952-53
Elon	0-1	1939-40	1939-40
Evansville	1-0	2006-07	2006-07
Fairfield	0-1	1985-86	1985-86
Fairleigh Dickinson	1-1	1986-87	1987-88
Florida	22-44	1927-28	2005-06
Florida A&M	7-0	1967-68	2001-02
Florida Atlantic	17-1	1988-89	2004-05
Florida International	10-1	1986-87	2006-07
Florida Southern	58-8	1927-28	1970-71
Florida State	27-31	1950-51	2006-07
Fordham	1-1	1970-71	1994-95
Ft. Lauderdale NAS	0-1	1945-46	1945-46
Furman	0-2	1951-52	1954-55

G-H			
George Mason	1-1	1989-90	1990-91
George Washington	0-2	1970-71	1991-92
Georgetown	12-19	1954-55	2003-04
Georgia	1-3	1938-39	1992-93
Georgia State	3-0	1985-86	1998-99
Georgia Tech	3-4	1952-53	2006-07
Hartford	3-1	1985-86	1999-00
Havana	5-1	1927-28	1948-49
Hawaii	2-1	1967-68	1968-69
Hofstra	1-0	1985-86	1985-86
Holy Cross	1-0	1960-61	1960-61
Houston	5-9	1955-56	1970-71
Howard	1-1	1991-92	2001-02

I-K			
Illinois	0-1	1968-69	1968-69
Illinois State	0-1	1999-00	1999-00
Iona	1-0	1959-60	1959-60
Indiana	1-0	2001-02	2001-02
IPFW	1-0	2003-04	2003-04
Jacksonville Navy	1-2	1941-42	1941-42
Jacksonville University	24-6	1957-58	1997-98
Jewish Prog. AA-Atlanta	0-1	1938-39	1938-39
Junior C. of C.	1-1	1928-29	1928-29
Kansas	1-3	1986-87	1990-91
Kentucky	0-3	1956-57	1999-00
Kentucky Wesleyan	4-1	1955-56	1959-60
Key West Navy	1-0	1951-52	1951-52

L-M			
Lafayette	4-1	1970-71	2006-07
La Salle	4-9	1950-51	1970-71
Lehigh	6-1	1970-71	2006-07
Long Island	1-0	1988-89	1988-89
Louisiana-Lafayette	0-1	1999-00	1999-00
Louisiana-Monroe	1-0	2003-04	2003-04
LSU	3-1	1950-51	2001-02
Louisville	2-7	1950-51	2006-07
Loyola (N.O.)	9-7	1952-53	1970-71
Lubbock Christian	10-	2003-04	2003-04
Maine	1-0	1991-92	1991-92
Manhattan	1-0	1985-86	1985-86
Marist	1-1	1987-88	1987-88
Marquette	2-2	1985-86	1988-89
Marshall	2-1	1941-42	1991-92
Maryland	8-5	1948-49	2006-07
Maryland-Baltimore Co.	2-0	1987-88	1989-90
Maryland-Eastern Shore	3-0	1985-86	1988-89
Massachusetts	1-0	2004-05	2004-05
McDill Field	2-0	1945-46	1947-48
Mediterranean A.S.	1-0	1945-46	1945-46
Memphis*	5-6	1955-56	2000-01

Series Records

BASKETBALL

Opponent	W-L	First Game	Last Game
Mercer	1-1	1938-39	1989-90
Miami Beach	1-0	1928-29	1928-29
Miami Beach All-Stars	1-0	1952-53	1952-53
Miami Beach Canoe Club	2-0	1927-28	1927-28
Miami (Ohio)	5-4	1946-47	1990-91
Michigan	0-4	1987-88	2005-06
Mississippi	2-0	1949-50	1949-50
Mississippi College	1-0	1955-56	1955-56
Mississippi Southern	1-1	1955-56	1956-57
Mississippi State	1-2	1957-58	2006-07
Missouri	0-1	2001-02	2001-02
Monmouth	1-1	1987-88	1999-00
Morehead State	4-3	1946-47	1970-71
Morgan State	1-0	2005-06	2005-06
Mout St. Mary's	1-0	1966-67	1966-67
Muffetts	2-0	1948-49	1949-50
Murray State	2-1	1952-53	1961-62

N

Navy	0-1	1986-87	1986-87
Navy Rec. Barracks	0-1	1945-46	1945-46
Nebraska	2-2	1951-52	2006-07
Nevada	1-1	1963-64	1965-66
New Hampshire	1-0	2002-03	2002-03
New Mexico	0-2	1986-87	1988-89
New Orleans	0-2	1985-86	1985-86
New York University	1-1	1954-55	1967-68
Niagara	1-0	1964-65	1964-65
Norfolk State	1-0	2004-05	2004-05
North Carolina	2-10	1949-50	2006-07
North Carolina A&T	2-0	2003-04	2005-06
North Carolina-Asheville	1-0	1993-94	1993-94
North Carolina State	2-3	1939-40	2006-07
North Carolina-Wilmington	0-1	1992-93	1992-93
Northeastern	2-0	1990-91	2000-01
Northeastern Illinois	2-0	1994-95	1995-96
Northern Iowa	1-0	1998-99	1998-99
Northwestern	0-1	2006-07	2006-07
Notre Dame	7-8	1985-86	2003-04

O-Q

Ohio State	2-1	1953-54	1999-00
Ohio University	1-1	1965-66	1969-70
Oklahoma City	5-4	1957-58	1970-71
Oklahoma State	1-0	2005-06	2005-06
Old Dominion	1-0	1988-89	1988-89
Oral Roberts	1-1	1988-89	1988-89
Oregon State	0-1	1969-70	1969-70
Penn State	0-4	1986-87	1994-95
Pennsylvania	4-3	1947-48	1988-89
Pensacola NAS	2-0	1946-47	1946-47
Pepperdine	0-1	1969-70	1969-70
Pi Chi	2-0	1939-40	1940-41
Pittsburgh	16-17	1947-48	2003-04
Ponce de Leon	0-1	1928-29	1928-29
Princeton	1-1	1948-49	1948-49
Providence	13-15	1962-63	2003-04
Purdue	0-2	1987-88	1998-99
Quinnipiac	1-0	1999-00	1999-00

R

Radford	1-0	1986-87	1986-87
Redland	1-0	1928-29	1928-29
Rhode Island	4-1	1961-62	2003-04
Rider	1-0	1985-86	1985-86
Rio Grande	0-1	1953-54	1953-54
Robert Morris	1-0	1994-95	1994-95
Rollins	35-13	1927-28	1964-65
Rutgers	8-4	1988-89	2003-04

S

Sacred Heart	1-0	2005-06	2005-06
St. Francis (NY)	1-0	1962-63	1962-63
St. Francis (PA)	2-0	1986-87	2001-02
St. John's	12-16	1962-63	2003-04
St. Joseph's (PA)	1-3	1950-51	1990-91

Opponent	W-L	First Game	Last Game
St. Louis	0-2	1960-61	1988-89
St. Mary's (CA)	4-0	1963-64	1969-70
St. Peter's	1-0	1962-63	1962-63
St. Thomas**	2-0	1969-70	1987-88
Sam Houston State	1-0	1993-94	1993-94
San Diego State	1-1	1986-87	1987-88
San Francisco	2-1	1960-61	1965-66
Santa Clara	0-3	1960-61	1965-66
Savannah State	3-0	1988-89	2003-04
Sebring A.C.	1-0	1927-28	1927-28
Sebring Firemen	1-0	1930-31	1930-31
Seton Hall	8-15	1956-57	2003-04
Seventh Naval District	0-1	1945-46	1945-46
Shenandoah Presb.	1-0	1940-41	1940-41
South Carolina	5-3	1948-49	2004-05
South Carolina State	1-0	2004-05	2004-05
South Florida	6-2	1987-88	1990-91
Southern California	0-2	1990-91	1992-93
Southern Illinois	1-0	1997-98	1997-98
Southern Methodist	0-2	1990-91	1991-92
Southwest Texas State	0-1	1992-93	1992-93
Spring Hill College	0-2	1955-56	1956-57
Stanford	1-1	1986-87	1988-89
Stetson	44-33	1927-28	2006-07
Syracuse	5-14	1963-64	2003-04

T

Tampa	44-10	1939-40	1968-69
Teachers College of CN	1-0	1950-51	1950-51
Temple	1-2	1961-62	2005-06
Tennessee	1-3	1954-55	1996-97
Tennessee-Martin	1-0	2000-01	2000-01
Tennessee Tech	4-0	1946-47	2004-05
Texas	1-1	1987-88	1988-89
Texas A&M	3-0	1956-57	2002-03
Texas-Arlington	1-0	2005-06	2005-06
Texas Christian	0-1	1957-58	1957-58
Texas Tech	1-0	1952-53	1952-53
Toledo	1-0	1956-57	1956-57
Toronto	1-0	1958-59	1958-59
Towson State	1-0	1985-86	1985-86
Tulane	4-4	1946-47	1989-90
Tulsa	1-1	1961-62	1999-00
Turner's Sports Shop	2-2	1928-29	1930-31

U-Z

UCLA	0-4	1969-70	1997-98
UNLV	0-2	1994-95	1996-97
Utah	1-0	1965-66	1965-66
Valparaiso	0-1	1956-57	1956-57
Villanova	10-13	1991-92	2003-04
Virginia	4-4	1965-66	2006-07
Virginia Commonwealth	2-1	1987-88	1990-91
Virginia Tech	7-5	2000-01	2006-07
Volks A.C.	0-1	1927-28	1927-28
Wagner	0-1	1993-94	1993-94
Wake Forest	1-6	1939-40	2006-07
Washington	0-3	1967-68	1989-90
Washington & Lee	1-0	1954-55	1954-55
West Virginia	6-7	1955-56	2003-04
Western Kentucky	1-13	1946-47	1966-67
Wichita State	1-0	1988-89	1988-89
William & Mary	1-0	1965-66	1965-66
Winthrop	2-1	1986-87	1995-96
Wisconsin	0-2	1985-86	1986-87
Wisconsin-Green Bay	2-1	1985-86	2005-06
Wofford	2-0	2004-05	2005-06
Xavier	2-1	1955-56	2004-05
Yale	4-2	1950-51	1986-87
YMHA	2-0	1940-41	1948-49

* - Formerly Memphis State University

** - Formerly Biscayne College

Series Results vs. All Opponents

UBASKETBALL

Agoga (2-0)
1928-29 W 49-19 (h)
1928-29 W 63-33 (h)
Akron (0-1)
12-8-56 L 106-80 (a)
Air Force (0-1)
11-14-05 L 57-53 (n)
Alabama (0-1)
12-13-68 L 85-72 (a)
Alabama Birmingham (1-0)
11-19-01 W 81-79 (n)
Alabama State (1-1)
12-21-87 W 110-107(h)
12-16-89 L 98-81 (h)
Alaska-Anchorage (0-1)
11-29-87 W 78-77 (a)
Albany Georgia Blues (0-1)
1938-39 L 53-35 (a)
Alcorn State (1-0)
11-14-06 W 96-57 (h)
Alumni (1-0)
1941-42 W 52-32 (h)
American (2-1)
2-13-71 L 93-82 (a)
2-26-86 W 73-64 (h)
12-29-87 W 104-70 (n)
Appalachian State (1-0)
12-30-04 W 80-63 (h)
Arizona (0-2)
1-18-86 (OT) . . . L 81-74 (h)
12-19-89 L 83-53 (a)
Arizona State (0-2)
1-20-90 L 62-58 (h)
12-23-91 L 62-57 (a)
Arkansas (1-0)
3-17-00 W 75-71 (n)

Arkansas-Pine Bluff (1-0)
12-18-02 W 79-42 (h)
Armstrong State (1-0)
2-16-87 W 97-47 (h)
Amy (3-0)
2-8-58 W 92-82 (h)
12-28-60 W 82-75 (h)
12-27-63 W 79-71 (h)
Auburn (1-1)
12-17-66 W 87-73 (n)
3-14-01 L 60-58 (a)
Banana River A.F. (1-0)
2-28-47 W 68-48 (h)
Baptist (2-0)
1-23-86 W 71-60 (h)
12-1-89 W 77-67 (h)
Barry (2-0)
11-23-91 W 80-67 (h)
12-11-92 W 81-64 (h)
Bethune-Cookman (4-0)
12-5-88 W 88-72 (h)
2-4-93 W 78-54 (h)
12-10-93 W 82-54 (h)
11-30-99 W 102-75 (h)
Binghamton (0-1)
12-20-06 L 74-79 (h)
Birmingham-Southern (1-0)
12-3-05 W 82-55 (h)
Boca Chica (1-0)
1951-52 W 90-53 (h)
Boca Raton AAF (1-2)
1-25-46 L 55-40 (h)
2-5-46 L 48-41 (h)
1-29-47 W 61-43 (a)

Boston College (8-21)
12-4-62 W 72-69 (a)
12-29-89 L 69-60 (n)
1-21-92 L 51-50 (h)
2-22-92 L 55-49 (a)
2-10-93 W 75-71 (h)
2-27-93 L 70-58 (a)
1-15-94 L 69-49 (a)
2-16-94 L 79-63 (h)
1-21-95 W 69-68 (h)
2-25-95 (OT) . . W 77-71 (a)
2-10-96 L 62-58 (h)
1-2-97 L 65-62 (a)
2-19-97 L 59-57 (h)
1-28-98 W 67-57 (a)
12-8-98 W 77-64 (h)
1-24-99 W 75-67 (a)
1-22-00 W 62-54 (h)
1-7-01 L 73-72 (h)
1-13-01 L 82-73 (a)
1-29-02 L 70-65 (h)
2-10-02 L 76-63 (a)
2-15-03 L 76-65 (a)
3-1-03 L 72-68 (h)
2-11-04 (OT) . . L 74-72 (h)
1-21-06 L 65-61 (h)
2-16-06 L 65-54 (a)
1-16-07 L 63-82 (a)
2-7-07 L 68-75 (h)
3-9-07(OT) . . . L 71-74 (n)
Boston University (1-0)
12-27-65 W 81-60 (h)
Bowling Green State (0-1)
2-1-52 L 78-67 (h)
Boytont (1-0)
1939-40 W 41-29
Bradley (1-1)
12-22-55 W 80-73 (h)
11-26-03 L 83-82 (n)
Brandeis (0-1)
1-4-54 L 68-48 (h)
Brigham Young (2-2)
12-28-59 W 110-93 (h)
12-10-60 L 112-80 (a)
2-9-88 L 99-86 (h)
2-4-89 W 107-86 (h)
Brooklyn College (3-0)
1-31-86 W 102-93 (n)
3-7-87 W 83-64 (h)
1-12-90 W 94-61 (h)
Brown University (1-1)
12-19-67 W 72-71 (h)
12-27-85 L 62-61 (h)
Bucknell (2-0)
1-4-69 W 89-84 (h)
1-3-70 W 93-88 (h)
Buffalo (2-1)
12-19-93 W 63-57 (a)
11-22-96 W 78-61 (h)
11-18-06 L 57-60 (n)

Caribbean A.S. (1-0)
1945-46 W 46-41 (h)
Centenary (2-2)
12-10-59 L 84-77 (a)
1-26-61 W 86-74 (h)
1-15-70 W 94-78 (h)
2-12-70 L 107-86 (a)
Central Connecticut State (1-0)
2-15-90 W 62-40 (h)
Central Florida (6-0)
11-28-86 W 64-54 (h)
3-5-88 W 100-80 (h)
12-11-98 L 66-56 (h)
11-19-99 W 87-54 (a)
12-9-00 W 83-72 (h)
12-27-02 W 62-51 (a)
Charlotte (2-4)
11-21-97 W 89-72 (h)
11-23-98 L 66-59 (a)
12-7-99 L 65-75 (h)
11-28-00 L 95-63 (a)
12-22-01 W 64-56 (h)
12-15-02 L 69-64 (a)
Checker Cab (1-0)
1948-49 W 73-33 (h)
Church League All-Stars (1-0)
1928-29 W 68-23 (h)
The Citadel (1-1)
12-20-58 L 93-77 (a)
11-22-85 W 85-77 (h)
Cincinnati (1-0)
2-6-47 W 57-54 (h)
City College of Charleston (1-0)
3-6-47 W 56-52 (n)
City Hall (1-0)
1928-29 W 28-20 (h)
Clemson (5-6)
1-5-56 L 98-96 (n)
12-13-58 L 66-61 (n)
12-16-66 L 73-64 (n)
12-20-94 L 75-55 (a)
12-23-95 (OT) . . L 66-52 (h)
11-20-01 W 67-65 (n)
1-26-05 W 69-65 (h)
2-12-05 W 83-77 (a)
1-18-06 W 65-61 (h)
3-9-06 W 66-63 (n)
2-28-07(OT) . . L 70-74 (a)
Cleveland State (0-1)
11-19-06 L 67-78 (n)
Coast Guard (2-0)
1-11-46 W 46-45 (h)
1-26-46 W 52-45 (h)
Colgate (1-0)
12-4-87 W 96-68 (h)
Colorado (0-1)
1-3-57 L 73-66 (h)
Columbia (2-1)
12-18-52 L 65-59 (h)
12-29-95 W 69-62 (h)
11-21-00 W 65-41 (h)

Connecticut (8-15)
12-27-56 L 74-70 (h)
1-2-92 L 85-62 (a)
1-18-92 L 77-58 (h)
1-26-93 W 80-65 (h)
2-13-93 L 88-72 (a)
2-5-94 L 73-57 (a)
2-22-94 L 74-49 (h)
1-31-95 L 82-57 (a)
3-4-95 L 75-67 (h)
1-6-96 L 73-52 (a)
1-22-97 W 69-46 (h)
2-15-97 L 72-52 (a)
1-6-98 W 76-67 (h)
1-20-99 (OT) . . L 70-68 (h)
2-20-99 W 73-71 (a)
2-19-00 W 63-57 (a)
1-20-01 W 77-74 (h)
2-24-01 L 60-53 (a)
1-5-02 L 76-75 (a)
2-2-02 W 68-66 (h)
1-11-03(OT) . . L 83-80 (a)
1-20-03 W 77-76 (h)
2-18-04 L 76-63 (a)
Coppin State (2-0)
2-28-87 W 115-76 (h)
1-20-88 W 64-54 (h)
Cornell (1-0)
12-27-62 W 94-74 (h)
Creighton (3-2)
2-10-64 L 124-94 (h)
2-5-66 W 91-81 (h)
2-24-68 W 106-93 (h)
1-23-71 L 104-84 (a)
3-20-06 W 53-52 (a)
Culver-Stockton (1-0)
1951-52 W 68-54 (h)
Dartmouth (3-1)
12-27-50 W 61-52 (h)
12-27-67 W 100-81 (h)
12-20-86 L 88-86 (h)
12-17-90 W 72-60 (h)
Davidson (3-1)
2-27-89 W 90-78 (h)
2-10-90 W 72-64 (a)
2-2-91 W 79-67 (h)
2-1-92 L 66-62 (a)
Dayton (1-7)
12-5-56 L 87-48 (a)
2-21-67 L 80-79 (h)
2-1-68 L 98-60 (a)
12-11-70 L 91-77 (a)
2-8-86 L 79-68 (a)
2-14-87 L 92-78 (h)
3-8-88 L 90-89 (a)
12-6-90 W 87-82 (h)
DePaul (1-6)
2-27-88 L 101-82 (h)
2-11-89 L 87-79 (a)
1-31-90 L 76-48 (a)
2-12-90 L 66-49 (h)
2-23-91 L 66-53 (h)
3-6-91 L 75-58 (a)
12-28-96 W 61-45 (h)
Detroit-Mercy (1-0)
12-21-99 W 68-64 (n)



Dwyane Collins

Series Results vs. All Opponents

BASKETBALL

Duke (1-9)	
12-21-62	W..... 71-69 (h)
2-19-86	L..... 104-82 (a)
12-22-86	L..... 74-67 (h)
1-6-88	L..... 107-69 (a)
12-10-88	L..... 117-102(h)
1-19-05	L..... 92-83 (h)
3-3-05	L..... 83-59 (a)
2-19-06	L..... 92-71 (a)
3-10-06	L..... 80-76 (n)
1-14-07	L..... 63-85 (h)
Duquesne (2-1)	
12-4-64	W..... 99-95 (a)
12-6-69	L..... 94-88 (a)
11-28-88	W..... 84-73 (n)
Eastern Airlines (1-0)	
1939-40	W..... 30-25
Eastern Illinois (2-1)	
3-7-49	L..... 89-73 (n)
12-24-88	W..... 83-68 (n)
12-18-00	W..... 83-73 (h)
Eastern Kentucky (2-1)	
12-16-67	W..... 93-87 (h)
11-30-91	L..... 66-61 (n)
11-24-97	W..... 86-64 (a)
Eastern Michigan (1-0)	
11-18-01	W..... 93-56 (n)
Eglin Field (0-1)	
2-24-53	L..... 66-64 (a)

Elon (0-1)	
2-6-40	L..... 58-30 (a)
Evansville (1-0)	
11-17-06	W..... 74-69 (a)
Fairfield (0-1)	
1-2-86	L..... 56-47 (h)
Fairleigh Dickinson (1-1)	
2-10-87	L..... 73-70 (n)
1-4-88	W..... 81-68 (h)
Florida (22-44)	
2-15-28	W..... 40-39 (a)
1939-40	L..... 36-23 (a)
1939-40	L..... 53-26 (a)
1940-41	L..... 48-35 (h)
1940-41	L..... 62-50 (h)
1941-42	L..... 47-31 (a)
1941-42	L..... 37-34 (a)
12-20-46	W..... 36-33 (h)
12-21-46	W..... 39-35 (h)
1-3-47	L..... 42-28 (a)
1-4-47	L..... 61-28 (a)
12-19-47	W..... 67-50 (h)
12-20-47	L..... 58-55 (h)
2-20-48	L..... 72-50 (a)
2-21-48	W..... 52-49 (a)
1-14-49	W..... 75-65 (h)
1-15-49	W..... 44-42 (h)
2-22-49	L..... 90-56 (a)
2-23-49	W..... 60-50 (a)
12-10-49	L..... 60-53 (h)

2-18-50	L..... 66-46 (a)
2-2-51	L..... 78-71 (h)
2-13-51	L..... 71-61 (a)
1951-52	L..... 69-65 (a)
1951-52	W..... 76-68 (h)
12-16-52	W..... 75-73 (h)
2-2-53	L..... 78-56 (a)
12-12-53	W..... 85-75 (h)
1-15-54	L..... 75-52 (a)
12-16-54	L..... 70-61 (h)
1-13-55	L..... 80-68 (a)
12-19-55	L..... 74-69 (h)
1-13-56	L..... 87-85 (a)
12-15-56	L..... 89-65 (h)
1-10-57	L..... 98-63 (a)
12-21-57	L..... 73-64 (h)
1-16-58	L..... 75-70 (a)
12-17-58	W..... 92-82 (h)
1-15-59	L..... 85-70 (a)
12-19-59	W..... 79-77 (h)
1-14-60	W..... 70-65 (a)
12-17-60	W..... 93-74 (h)
1-11-61	L..... 81-73 (a)
12-16-61	W..... 66-61 (h)
1-11-62	L..... 74-62 (a)
11-30-62 (OT)	W..... 91-87 (h)
1-10-63	W..... 86-77 (a)
12-7-63	W..... 95-79 (h)
1-9-64	L..... 114-91 (a)
12-19-64	W..... 67-58 (h)
1-21-65	L..... 86-69 (a)

12-4-65	L..... 77-66 (h)
1-12-66	L..... 111-66 (a)
12-3-66	L..... 113-88 (h)
2-8-67	L..... 73-57 (a)
12-7-68	L..... 111-62 (h)
12-17-85	L..... 81-64 (h)
1-27-86	L..... 75-53 (a)
2-21-87	L..... 99-60 (a)
2-15-88	L..... 83-7 (h)
12-19-88	L..... 101-81 (a)
2-19-90	W..... 62-59 (h)
12-30-90	L..... 62-60 (a)
12-21-02 (2OT)	L..... 94-93 (n)
12-04-04	W..... 72-65 (a)
12-22-05	L..... 77-67 (h)

Florida A&M (7-0)

2-10-68	W..... 108-98 (h)
2-8-69	W..... 94-91 (h)
2-7-70	W..... 118-111 (h)
12-4-93	W..... 91-47 (h)
12-10-94	W..... 67-53 (h)
12-9-95	W..... 77-53 (h)
12-18-01	W..... 90-62 (h)

Florida Atlantic (17-1)

2-14-89	W..... 79-74 (n)
11-25-91	W..... 83-53 (h)
12-19-92	W..... 84-61 (h)
11-26-93	W..... 85-53 (h)
1-4-94	W..... 79-62 (a)
11-28-94	W..... 76-59 (h)
3-2-95	W..... 80-70 (a)
11-27-95	W..... 76-56 (a)
12-20-95	W..... 61-51 (h)
11-24-96	W..... 83-74 (h)
11-16-97	W..... 89-47 (h)
11-13-98	W..... 97-73 (a)
12-27-99	W..... 89-52 (h)
11-18-00	W..... 76-59 (a)
11-26-01	W..... 74-48 (h)
12-3-02 (OT)	L..... 74-73 (a)
12-27-03	W..... 76-51 (h)
11-29-04	W..... 84-68 (h)

Florida International (10-1)

2-18-87	W..... 102-81 (h)
3-12-88	W..... 92-76 (h)
3-6-89	W..... 89-82 (h)
3-6-90	W..... 83-55 (h)
3-4-91	W..... 87-65 (h)
3-2-92	W..... 68-63 (h)
12-1-92	L..... 72-64 (h)
12-3-01	W..... 77-59 (h)
12-6-03	W..... 89-72 (h)
12-07-04	W..... 80-67 (a)
11-11-06	W..... 73-50 (h)

Florida Southern (58-8)

1-25-28	L..... 40-26 (a)
2-18-28	W..... 38-18 (h)
1928-29	L..... 39-15 (a)
1928-29	W..... 36-29 (h)
1930-31	W..... 27-24 (h)
1930-31	L..... 40-21 (a)
1939-40	W..... 43-42 (a)
1939-40	W..... 37-30 (a)
1940-41	W..... 57-43 (a)
1940-41	W..... 41-33 (h)
1940-41	L..... 50-38 (h)
1941-42	W..... 41-21 (h)
1941-42	W..... 40-25 (h)
1941-42	W..... 41-34 (a)

1941-42	W..... 38-32 (a)
2-11-46	W..... 45-40 (h)
2-12-46	W..... 53-47 (h)
2-20-46	W..... 46-43 (a)
12-13-46	W..... 38-25 (h)
12-14-46	L..... 41-37 (h)
2-7-47	W..... 55-43 (a)
2-8-47	W..... 61-43 (a)
2-6-48	L..... 59-50 (a)
2-7-48	W..... 52-43 (a)
2-27-48	W..... 76-44 (h)
2-28-48	W..... 59-42 (h)
2-8-49	W..... 68-47 (a)
2-9-49	W..... 68-57 (a)
1-20-50	W..... 69-59 (h)
1-21-50	W..... 59-49 (h)
12-9-50	W..... 64-61 (a)
2-9-51	W..... 79-65 (h)
1951-52	W..... 106-43 (h)
1951-52	W..... 58-41 (a)
12-1-52	W..... 83-60 (h)
2-13-54 (2 OT)	W..... 77-70 (a)
12-13-54	W..... 58-44 (h)
2-16-55	W..... 73-71 (a)
12-3-55	W..... 92-80 (h)
2-10-56	W..... 91-90 (a)
12-1-56	W..... 84-69 (h)
2-8-57	L..... 95-85 (a)
2-5-58	W..... 84-69 (a)
2-17-58	W..... 76-58 (h)
12-8-58	W..... 107-80 (h)
2-2-59	W..... 79-76 (a)
2-6-60	W..... 88-71 (a)
2-18-60	W..... 121-85 (h)
12-15-60	W..... 87-54 (h)
2-4-61	W..... 92-80 (a)
12-14-61	W..... 96-67 (h)
2-3-62	W..... 82-73 (a)
12-13-62	W..... 116-93 (h)
2-2-63	W..... 99-83 (a)
2-1-64	W..... 85-78 (a)
2-18-64	W..... 120-79 (h)
1-13-65	W..... 124-93 (h)
2-5-65	W..... 94-82 (a)
1-15-66	W..... 89-66 (h)
1-28-66	W..... 101-80 (a)
1-19-67	W..... 102-72 (h)
1-27-67	W..... 55-49 (a)
1-27-68	W..... 94-76 (a)
1-28-69	W..... 87-73 (h)
1-23-70	W..... 103-92 (a)
1-29-71 (OT)	L..... 96-95 (h)

Florida State (27-31)

12-19-50	W..... 80-61 (h)
1951-52	W..... 93-56 (h)
1951-52	W..... 76-73 (a)
1951-52	L..... 73-70 (n)
1-9-53	W..... 93-65 (h)
2-23-53	L..... 81-75 (a)
1-9-54	W..... 78-61 (h)
2-5-54	L..... 76-69 (a)
12-20-54	L..... 71-66 (a)
2-25-55	L..... 86-80 (h)
1-7-56	L..... 78-76 (a)
2-25-56	W..... 91-85 (h)
1-12-57	W..... 85-77 (a)
2-23-57	W..... 98-82 (h)
1-18-58	L..... 71-70 (a)
2-22-58	W..... 86-66 (h)
12-19-58	W..... 85-79 (h)



Brian Asbury

Series Results vs. All Opponents

UBASKETBALL

1-17-59 L 93-69 (a)
 2-28-59 W 92-85 (h)
 1-16-60 W 93-91 (a)
 2-27-60 W 107-89 (h)
 1-14-61 L 89-78 (a)
 2-25-61 W 75-73 (h)
 1-13-62 L 65-60 (a)
 2-24-62 L 83-80 (h)
 1-12-63 (OT) .. L 77-74 (a)
 2-23-63 W 99-70 (h)
 1-11-64 L 80-78 (a)
 2-29-64 W 82-80 (h)
 1-9-65 L 67-66 (a)
 3-1-65 W 82-75 (h)
 1-7-66 L 78-62 (a)
 2-28-66 W 112-90 (h)
 1-7-67 L 61-60 (a)
 3-1-67 W 110-90 (h)
 1-12-68 L 122-93 (a)
 3-1-68 W 96-84 (h)
 12-6-68 L 111-84 (h)
 1-10-69 L 86-81 (a)
 3-1-69 L 89-86 (h)
 1-9-70 L 104-63 (a)
 2-28-70 L 112-96 (h)
 1-8-71 L 114-106(a)
 2-27-71 W 100-94 (h)
 1-20-86 W 83-75 (h)
 2-3-86 L 90-72 (a)
 2-4-87 W 63-57 (h)
 2-26-87 L 108-84 (a)
 1-18-90 (2 OT) W 101-97 (h)
 2-17-90 L 92-73 (a)
 12-8-02 L 72-55 (a)
 12-14-03 L 67-58 (h)
 1-15-05 W 64-63 (h)
 2-22-05 W 65-49 (a)
 1-29-06 (OT) .. W 84-78 (a)
 3-5-06 L 64-61 (h)
 1-20-17 L 67-86 (a)
 3-3-07(OT) .. L 90-98 (h)

Fordham (1-1)
 12-22-70 L 85-83 (h)
 12-30-94 W 55-43 (h)

Fort Lauderdale NAS (0-1)
 2-4-46 L 32-31 (h)

Furman (0-2)
 1-4-52 L 55-53 (h)
 1-3-55 L 91-74 (h)

George Mason (1-1)
 1-1-90 (OT) .. W 101-91 (a)
 11-23-90 L 97-91 (h)

George Washington (0-2)
 2-11-71 L 83-81 (a)
 12-29-91 L 78-64 (n)

Georgetown (12-19)
 1-24-55 W 84-81 (h)
 1-2-88 L 82-78 (h)
 1-7-89 L 112-79 (a)
 1-25-92 L 60-40 (a)
 2-15-92 L 75-58 (h)
 3-13-92 L 77-64 (n)
 1-2-93 W 80-69 (h)
 3-3-93 L 82-64 (a)
 3-11-93 L 67-40 (n)
 12-7-93 L 61-47 (h)
 1-29-94 L 77-40 (a)
 1-7-95 L 71-64 (a)
 2-4-95 W 67-61 (h)
 3-10-95 L 69-58 (n)
 1-13-96 L 72-67 (a)
 3-7-96 L 92-62 (n)
 1-4-97 W 69-67 (a)
 1-18-97 (OT) .. W 68-65 (h)
 3-6-97 L 63-59 (n)
 12-6-97 W 66-56 (h)
 3-4-98 L 62-56 (n)
 12-30-98 W 64-63 (a)
 2-6-99 W 71-58 (h)
 3-4-99 W 65-54 (h)
 1-15-00 L 61-65 (a)

2-7-00 W 77-55 (h)
 1-2-02 W 79-71 (a)
 3-7-02 (OT) .. W 84-76 (n)
 2-22-03 L 74-72 (h)
 1-31-04 (OT) .. L 87-80 (h)
 2-7-04 L 80-64 (a)

Georgia (1-3)
 1938-39 L 41-19 (a)
 11-3-85 W 81-78 (h)
 12-14-90 L 78-60 (h)
 12-22-92 L 69-67 (a)

Georgia State (3-0)
 11-29-85 W 82-72 (h)
 12-12-97 W 80-64 (h)
 12-18-98 W 76-55 (a)

Georgia Tech (3-4)
 1-3-53 W 82-60 (h)
 2-27-67 L 90-84 (a)
 12-27-97 L 89-61 (h)
 1-06-05 L 80-69 (a)
 2-26-05 L 76-72 (h)
 2-4-06 W 70-53 (a)
 12-3-06 W 90-82 (h)

Hartford (3-1)
 3-3-86 W 66-62 (h)
 2-27-90 L 62-58 (h)
 12-13-96 W 74-58 (h)
 12-11-99 W 97-61 (h)

Havana (5-1)
 2-3-28 W 38-14 (h)
 1928-29 L 26-22 (h)
 1938-39 W 38-34 (h)
 1938-39 W 46-40 (h)
 1-7-49 W 73-57 (h)
 1-8-49 W 66-53 (h)

Hawaii (2-1)
 12-6-67 W 102-83 (a)
 12-7-67 L 110-76 (a)
 1-31-69 W 84-82 (h)

Hofstra (1-0)
 1-4-86 W 70-63 (h)

Holy Cross (1-0)
 12-29-61 W 77-71 (h)

Houston (5-9)
 1-25-56 L 95-77 (h)
 12-22-56 W 67-63 (h)
 12-9-59 W 72-63 (a)
 1-23-60 L 88-79 (h)
 1-21-61 W 89-78 (h)
 2-8-62 L 80-69 (h)
 1-24-63 W 71-70 (h)
 2-13-64 L 93-83 (a)
 2-20-65 W 103-91 (h)
 2-17-66 L 111-96 (a)
 2-18-67 L 105-86 (h)
 2-15-68 L 106-64 (a)
 2-14-70 L 118-98 (a)
 2-20-71 L 99-93 (h)

Howard (1-1)
 12-6-91 L 64-55 (h)
 11-29-01 W 87-71 (h)

Illinois (0-1)
 12-28-69 L 86-76 (h)

Illinois State (0-1)
 12-22-99 L 78-87 (n)

Indiana (1-0)
 12-15-01 W 58-53 (h)

IPFW (1-0)
 12-30-03 W 75-52 (h)

Iona (1-0)
 1-7-60 W 69-67 (a)

Jacksonville Navy (1-2)
 1941-42 W 44-18 (h)
 1941-42 L 46-25 (a)
 1941-42 L 44-37 (a)

Jacksonville (24-6)
 12-2-57 W 89-87 (h)
 1-17-58 L 86-72 (a)
 1-16-59 W 64-62 (a)
 2-14-59 W 95-93 (h)
 12-3-59 W 106-98 (h)
 1-13-60 (OT) .. W 78-70 (a)
 1-13-61 (OT) .. W 93-84 (a)
 2-20-61 W 96-80 (h)
 12-2-61 W 93-80 (h)
 11-29-97 W 74-70 (a)
 1-10-62 W 90-89 (a)
 1-9-63 W 103-91 (a)
 2-5-63 W 112-105(h)
 1-8-64 W 97-92 (a)
 2-4-64 W 117-92 (h)
 1-7-65 W 86-82 (a)
 1-16-65 W 127-99 (h)
 1-8-66 L 71-69 (a)
 2-12-66 W 117-104(h)
 1-6-67 W 75-70 (a)
 1-14-67 W 106-86 (h)
 1-13-68 W 72-67 (a)
 1-18-68 W 76-75 (h)
 1-11-69 W 94-87 (a)
 2-25-69 W 95-86 (h)

1-10-70 L 121-87 (a)
 3-4-70 L 108-97 (h)
 1-9-71 L 124-82 (a)
 3-2-71 L 94-75 (h)
 12-18-96 W 74-57 (h)
 11-29-97 W 74-70 (a)

Jewish Prog. Atlanta (0-1)
 1938-39 L 39-24 (h)

Junior C. of C. (1-1)
 1928-29 W 25-24 (h)
 1928-29 L 28-23 (h)

Kansas (1-3)
 1-17-87 L 82-47 (a)
 1-12-89 W 87-86 (h)
 1-10-90 L 100-73 (h)
 1-16-91 L 73-60 (a)

Kentucky (0-3)
 12-3-56 L 114-75 (a)
 12-5-98 L 74-65 (a)
 1-29-00 L 57-60 (h)

Kentucky Wesleyan (4-1)
 1-31-56 L 86-82 (h)
 1-24-57 W 100-95 (h)
 12-16-57 W 96-78 (a)
 1-26-59 W 69-64 (h)
 2-22-60 W 104-95 (h)

Key West Navy (1-0)
 1951-52 W 85-55 (h)

Lafayette (4-1)
 1-11-71 W 78-75 (h)
 1-14-91 L 73-57 (h)
 3-12-99 W 75-54 (n)
 11-24-01 W 79-69 (h)
 11-25-06 W 98-66 (h)


La Salle (4-9)
 2-5-51 L 95-84 (h)
 2-6-51 (OT) .. W 77-75 (h)
 1-7-61 L 88-74 (a)
 1-25-62 L 73-61 (h)
 1-4-63 L 78-76 (a)
 1-23-64 W 121-99 (h)
 12-8-64 L 90-86 (a)
 3-5-66 W 108-102(h)
 12-7-66 L 99-82 (a)
 1-2-68 L 92-84 (h)
 12-11-68 L 96-71 (a)
 2-17-70 W 103-96 (h)
 12-9-70 L 97-77 (a)

Lehigh (6-1)
 12-4-70 W 74-67 (h)
 12-27-89 L 83-59 (n)
 1-9-91 W 99-67 (h)
 12-30-96 W 68-32 (h)
 12-27-00 W 71-52 (h)
 12-30-02 W 68-62 (h)
 12-9-06 W 79-58 (h)

Long Island (1-0)
 12-16-88 W 102-66 (h)

UL-Lafayette (0-1)
 12-20-99 L 66-60 (n)

UL-Monroe (1-0)
 11-23-03 W 78-60 (h)



Jack McClinton

Series Results vs. All Opponents

BASKETBALL

Louisiana State (3-1)	
12-11-50	W..... 68-62 (h)
12-11-52	L..... 86-58 (a)
12-11-57	W..... 73-65 (a)
12-27-01	W..... 68-61 (n)
Louisville (2-7)	
1-5-51	L..... 73-60 (h)
12-29-52	L..... 84-74 (h)
1-31-57	L..... 89-60 (h)
1-30-61	W..... 71-69 (h)
12-6-61	L..... 77-59 (a)
2-9-63	W..... 94-84 (h)
12-28-65 (OT)	L..... 85-84 (h)
12-31-05	L..... 58-43 (n)
12-23-06	L..... 59-82 (a)
Loyola (N.O.) (9-7)	
12-10-52	L..... 71-54 (a)
12-10-55	W..... 83-82 (a)
12-10-57	L..... 76-52 (h)
1-25-58	W..... 89-82 (h)
2-16-59	W..... 93-84 (h)
12-12-59	W..... 86-70 (a)
2-11-61	W..... 65-61 (h)
2-10-62	L..... 113-70 (h)
2-15-64 (OT)	W..... 97-90 (a)
2-13-65	W..... 115-86 (h)
2-19-66	L..... 89-76 (a)
2-11-67	W..... 68-66 (h)
2-17-68	L..... 86-84 (a)
2-15-69	W..... 89-80 (h)
1-31-70	L..... 98-84 (a)
2-6-71	L..... 107-88 (h)
Lubbock Christian (1-0)	
11-21-2003	W..... 86-66 (h)
Maine (1-0)	
11-29-91	W..... 62-57 (n)
Manhattan (1-0)	
12-28-85	W..... 79-61 (h)

Marist (1-1)	
2-1-88 (OT)	W..... 79-76 (a)
2-18-88	L..... 73-62 (h)
Marquette (2-2)	
3-5-86	L..... 84-62 (a)
1-24-87 (OT)	W..... 91-89 (h)
1-16-88	L..... 65-51 (a)
1-28-89	W..... 106-90 (h)
Marshall (2-1)	
1941-42	L..... 37-33 (h)
2-23-71	W..... 89-88 (h)
12-27-91	W..... 70-55 (n)
Maryland (8-5)	
1-28-49	L..... 43-42 (h)
1-29-49	W..... 58-48 (h)
2-1-54	L..... 63-57 (h)
1-22-62	L..... 71-68 (h)
12-29-64	W..... 80-73 (h)
1-30-68	W..... 93-73 (h)
12-21-68	W..... 92-85 (n)
12-29-70	L..... 111-77 (h)
2-5-05(OT)	W..... 75-73 (h)
1-7-06	W..... 84-70 (h)
3-1-06	L..... 65-61 (a)
1-10-07	W..... 63-58 (a)
3-8-07	W..... 67-62 (n)
Maryland-Baltimore County (3-0)	
1-11-88	W..... 75-56 (h)
11-27-89	W..... 91-74 (h)
12-9-03	W..... 61-52 (h)
Maryland-Eastern Shore (3-0)	
2-12-86	W..... 77-55 (h)
1-14-87	W..... 88-66 (h)
11-25-88	W..... 108-80 (h)
Massachusetts (2-0)	
12-12-04	W..... 80-53 (h)
1-2-06	W..... 72-71 (a)

McDill Field (2-0)	
2-19-46	W..... 54-50 (a)
1-31-48	W..... 67-48 (a)
#Memphis (5-6)	
1-4-56	L..... 79-71 (n)
1-18-64	W..... 78-69 (h)
2-15-66	L..... 86-72 (a)
2-2-67	W..... 88-63 (h)
2-13-68	L..... 67-44 (a)
1-21-91	L..... 80-72 (a)
2-11-91 (OT)	L..... 83-82 (h)
12-22-97	W..... 65-57 (a)
12-22-98	W..... 80-64 (a)
12-4-99	L..... 82-72 (a)
12-21-00	W..... 66-57 (h)
# - Formerly Memphis State University	
Mercer (1-1)	
1938-39	L..... 56-37 (a)
2-3-90	W..... 53-47 (h)
Miami Beach (1-0)	
1928-29	W..... 66-18 (h)
Miami Beach All-Stars (1-0)	
12-3-52	W..... 70-45 (h)
Miami Beach Canoe Club (2-0)	
2-21-28	W..... 52-21 (h)
2-23-28	W..... 18-9 (h)
Miami (Ohio) (5-4)	
1-17-47	L..... 60-44 (a)
1-10-55	L..... 75-73 (h)
12-30-58 (OT)	L..... 89-87 (h)
12-21-59	W..... 83-78 (a)
1-4-61 (2 OT)	W..... 102-100 (h)
12-28-61	W..... 83-73 (h)
2-2-65	W..... 100-85 (h)
2-22-69	W..... 74-68 (h)
12-27-90 (2 OT)	L..... 101-99 (n)
Michigan (0-4)	
11-27-87	L..... 109-76 (n)
3-13-97	L..... 76-63 (a)
11-29-05	L..... 74-53 (a)
3-22-06	L..... 71-65 (a)
Mississippi (2-0)	
12-21-49	W..... 82-67 (h)
12-22-49	W..... 55-43 (h)
Mississippi College (1-0)	
1-19-56	W..... 89-84 (h)
Mississippi Southern (1-1)	
12-1-55	L..... 63-61 (a)
2-16-57	W..... 85-78 (h)
Mississippi State (1-2)	
12-13-57	L..... 66-64 (n)
12-28-90	W..... 74-67 (n)
12-11-06	L..... 52-70 (h)
Missouri (0-1)	
3-14-02	L..... 93-80 (n)
Monmouth (1-1)	
2-4-88 (OT)	L..... 64-62 (h)
11-22-99	W..... 67-46 (h)

Morehead State (4-3)	
1-18-47	W..... 61-56 (a)
2-20-56	L..... 102-89 (h)
2-23-59	W..... 102-85 (h)
2-23-61	W..... 85-70 (h)
12-4-61	L..... 107-81 (a)
2-1-69 (OT)	W..... 92-91 (h)
2-1-71	L..... 76-75 (h)
Morgan State (1-0)	
11-19-05	W..... 83-51 (h)
Mount St. Mary's (1-0)	
12-8-66	W..... 86-83 (a)
Muffets (2-0)	
12-14-48	W..... 69-51 (h)
12-6-49	W..... 78-37 (h)
Murray State (2-1)	
1-30-53	L..... 69-65 (h)
12-14-59	W..... 92-80 (h)
12-8-61	W..... 69-67 (a)
Navy (0-1)	
2-7-87	L..... 78-62 (n)
Navy Rec. Barracks (0-1)	
1-16-46	L..... 46-43 (h)
Nebraska (1-3)	
11-30-51	W..... 70-60 (h)
12-18-71	L..... 85-58 (a)
12-16-00	L..... 72-64 (h)
12-30-06	L..... 67-82 (h)
Nevada (1-1)	
12-14-63 (OT)	W..... 81-78 (a)
12-11-66	L..... 89-79 (a)
New Hampshire (1-0)	
11-23-02	W..... 93-58 (h)
New Mexico (0-2)	
1-29-87	L..... 87-78 (a)
2-1-89	L..... 110-93 (h)
New Orleans (0-2)	
1-7-86	L..... 64-57 (a)
2-15-86	L..... 85-75 (h)
New York University (1-1)	
12-29-54	L..... 74-67 (h)
12-28-67	W..... 102-91 (h)
Niagara (1-0)	
12-10-64	W..... 74-67 (a)
Norfolk State (1-0)	
1-02-05	W..... 76-58 (h)
North Carolina (2-10)	
1-13-50	L..... 55-53 (h)
1-14-50	L..... 66-51 (h)
12-6-86	L..... 122-77 (a)
2-5-90	L..... 87-74 (a)
12-18-99	L..... 68-78 (n)
12-4-00	L..... 67-45 (a)
1-4-03 (OT)	W..... 64-61 (h)
1-7-04	L..... 89-64 (a)
1-22-05	L..... 87-67 (a)
1-14-06	W..... 81-70 (a)
2-12-06	L..... 80-70 (h)
1-31-07	L..... 64-105(a)
North Carolina A&T (2-0)	
12-22-03	W..... 81-62 (h)
11-22-05	W..... 87-62 (h)
North Carolina-Asheville (1-0)	
12-1-93	W..... 82-60 (h)

North Carolina State (2-3)	
1939-40	L..... 46-35 (a)
1-09-05	W..... 67-66 (h)
12-18-05	L..... 81-69 (a)
2-8-06 (2OT)	L..... 86-77 (h)
2-10-07	W..... 80-65 (h)
North Carolina-Wilmington (0-1)	
12-29-92	L..... 88-73 (h)
Northeastern (2-0)	
1-31-91	W..... 79-63 (h)
11-25-00	W..... 92-86 (h)
Northeastern Illinois (2-0)	
11-25-94	W..... 66-48 (h)
11-24-95	W..... 81-58 (h)
Northern Iowa (1-0)	
11-27-98	W..... 78-69 (h)
Northwestern (0-1)	
11-28-06	W..... 59-61 (a)
Notre Dame (7-8)	
2-22-86	L..... 126-73 (h)
3-5-87	L..... 65-49 (a)
1-27-90	L..... 107-60 (a)
1-12-91	L..... 60-52 (h)
1-23-96	W..... 72-64 (h)
2-28-96	W..... 71-59 (a)
2-25-97	L..... 69-60 (a)
2-14-98	W..... 66-57 (h)
2-22-98	W..... 65-59 (a)
1-9-99	L..... 71-68 (h)
1-25-00	W..... 63-49 (a)
2-26-00	W..... 55-52 (h)
3-9-00	W..... 61-58 (n)
2-23-02	L..... 90-77 (h)
1-28-04	L..... 72-62 (a)
Ohio State (2-1)	
12-21-53	L..... 106-81 (h)
12-27-98	W..... 72-64 (h)
3-19-00	W..... 75-62 (n)
Ohio University (1-1)	
12-18-65	W..... 105-100(h)
12-30-69	L..... 99-74 (h)
Oklahoma City (5-4)	
2-10-58	W..... 83-66 (h)
1-29-60	W..... 97-84 (h)
1-6-62 (OT)	L..... 118-113(h)
1-30-65	W..... 115-92 (h)
1-10-67	W..... 111-109(h)
2-26-70	L..... 91-90 (h)
12-19-70 (OT)	L..... 94-91 (n)
1-2-71	W..... 90-87 (h)
1-22-71	L..... 88-75 (a)
Old Dominion (1-0)	
12-26-88	W..... 77-76 (n)
Oral Roberts (1-1)	
11-28-88	W..... 108-103(h)
2-25-89	L..... 99-92 (a)
Oregon State (0-1)	
12-1-69	L..... 86-81 (h)



Anthony King

Series Results vs. All Opponents

UBASKETBALL

Penn State (0-4)	
11-29-86 L	74-61 (h)
11-27-90 L	93-67 (a)
1-25-91 L	69-57 (h)
3-15-95 L	62-56 (a)
Pennsylvania (4-3)	
1-2-48 L	53-46 (h)
12-29-49 W	64-62 (h)
12-30-49 W	53-51 (h)
12-29-51 L	89-64 (h)
12-28-53 L	67-54 (h)
12-27-66 W	82-78 (h)
12-28-88 W	102-69 (n)
Pensacola NAS (2-0)	
2-14-47 W	69-50 (h)
2-15-47 W	64-36 (h)
Pepperdine (0-1)	
12-13-69 (OT) L	93-90 (a)
Pi Chi (2-0)	
1939-40 W	42-29 (n)
1940-41 W	45-27 (n)
Pittsburgh (16-17)	
12-26-47 W	43-40 (a)
12-21-48 W	58-52 (h)
12-22-48 L	80-48 (h)
1-18-51 L	81-56 (a)
2-9-55 L	78-72 (h)
12-12-58 L	69-65 (a)
12-28-62 W	86-85 (h)
12-5-64 W	85-71 (a)
1-6-68 W	100-84 (h)
12-27-68 W	72-70 (h)
12-5-69 W	85-67 (a)

1-29-92 L	82-52 (a)
2-4-92 L	77-55 (h)
3-12-92 W	83-71 (n)
1-6-93 L	85-78 (a)
1-23-93 L	86-84 (h)
1-12-94 L	83-55 (a)
2-1-94 L	80-71 (h)
2-18-95 L	67-61 (a)
2-25-95 (OT) W	76-68 (h)
1-20-96 W	66-57 (h)
1-8-97 L	76-72 (a)
2-5-97 W	78-63 (h)
1-3-98 W	73-65 (a)
1-30-99 L	60-54 (a)
2-23-99 W	85-52 (h)
2-1-00 W	64-60 (h)
2-31-00 W	74-66 (a)
1-8-01 L	62-51 (a)
2-7-01 L	78-69 (a)
1-15-02 (OT) W	76-69 (h)
3-8-02 L	76-71 (n)
1-10-04 (2OT) L	84-80 (h)
Ponce de Leon (0-1)	
1928-29 W	12-11 (h)
Princeton (1-1)	
12-28-48 W	37-35 (h)
12-29-48 (2 OT) L	62-55 (h)
Providence (13-15)	
12-8-62 W	82-75 (a)
3-19-63 L	106-96 (n)
1-20-87 L	92-88 (h)
1-27-88 W	83-77 (a)
1-24-89 L	106-91 (h)
2-21-90 L	101-67 (a)

2-12-92 L	73-51 (h)
3-7-92 L	62-57 (a)
1-19-93 W	75-66 (h)
2-16-93 L	75-60 (a)
1-8-94 L	81-59 (a)
2-26-94 L	88-60 (h)
1-18-95 W	81-75 (a)
2-11-95 W	69-63 (h)
2-14-96 L	77-54 (a)
3-2-96 W	66-59 (h)
1-15-97 W	71-69 (h)
2-4-98 W	64-54 (h)
2-18-98 L	59-57 (a)
2-13-99 W	69-65 (a)
2-16-00 L	47-45 (h)
1-16-01 W	78-64 (a)
1-20-01 L	80-70 (h)
1-19-02 (OT) W	102-96 (h)
2-26-02 W	81-65 (a)
1-29-03 W	60-57 (h)
2-18-03 L	73-63 (a)
2-21-04 L	70-57 (a)
Purdue (0-2)	
12-30-87 L	110-82 (n)
3-14-99 L	73-63 (n)
Quinnipiac (1-0)	
12-29-99 W	80-66 (h)
Radford (1-0)	
1-10-87 W	66-62 (n)
Redland (1-0)	
1928-29 W	42-11 (h)

Rhode Island (4-1)	
1-3-62 W	80-70 (h)
12-6-62 W	88-80 (a)
1-4-64 W	105-88 (h)
1-5-70 W	105-95 (h)
11-25-03 L	54-53 (n)
Rider (1-0)	
12-18-85 W	81-58 (h)
Rio Grande (0-1)	
12-19-53 L	89-88 (h)
Robert Morris (1-0)	
11-30-94 W	66-51 (h)
Rollins (35-13)	
1-14-28 W	52-15 (h)
1-23-28 L	32-21 (a)
1928-29 W	34-15 (h)
1928-29 W	34-13 (a)
1930-31 L	32-22 (h)
1930-31 W	41-39 (h)
1930-31 L	39-36 (a)
1930-31 L	26-22 (a)
1938-39 W	48-29 (h)
1938-39 L	49-45 (h)
1938-39 W	52-39 (a)
1938-39 L	42-28 (a)
1939-40 L	51-50 (h)
1939-40 L	38-25 (h)
1939-40 L	56-49 (a)
1939-40 W	50-49 (a)
1940-41 W	55-29 (h)
1940-41 W	57-41 (h)
1940-41 W	44-35 (a)
2-11-50 W	70-54 (a)
12-7-50 L	59-58 (a)
1-10-51 W	79-54 (h)
1951-52 L	78-63 (a)
1951-52 W	98-61 (h)
2-5-53 W	68-60 (a)
2-12-53 W	95-69 (h)
2-4-54 L	85-71 (a)
1-8-55 W	93-76 (h)
2-12-55 W	77-69 (a)
1-21-56 W	86-72 (h)
2-9-56 W	89-82 (a)
1-19-57 W	63-51 (h)
2-7-57 W	93-86 (a)
1-13-58 W	90-71 (h)
1-30-58 L	72-68 (a)
12-3-58 W	104-87 (h)
2-6-59 W	84-81 (a)
12-1-59 W	110-86 (h)
2-2-60 W	90-79 (a)
12-1-60 W	80-62 (a)
2-1-61 W	103-75 (h)
1-31-62 W	89-67 (a)
2-19-62 W	92-54 (h)
1-30-63 W	120-72 (a)
2-12-63 W	144-75 (h)
12-19-63 W	108-90 (h)
1-28-64 W	127-85 (a)
1-23-65 W	128-95 (a)
2-23-65 W	148-79 (h)
Rutgers (8-4)	
1-3-89 (OT) W	99-94 (a)

2-25-96 L	71-55 (a)
3-6-96 W	77-67 (n)
2-2-97 L	60-59 (a)
2-8-97 W	53-50 (h)
12-2-97 W	63-55 (h)
1-13-99 W	74-62 (a)
2-27-99 W	68-63 (h)
2-5-00 W	58-52 (a)
2-17-02 L	64-61 (a)
1-21-04 W	73-63 (h)
2-4-04 (OT) L	72-70 (a)
Sacred Heart (1-0)	
1-2-06 W	63-57 (h)
St. Francis (NY) (1-0)	
3-16-63 W	71-70 (n)
St. Francis (PA) (1-0)	
1-5-87 W	85-82 (h)
12-30-01 W	71-48 (h)
St. John's (12-16)	
1-3-63 W	67-59 (a)
12-12-64 L	79-77 (h)
2-25-67 L	97-70 (a)
1-4-92 L	83-69 (a)
1-14-92 W	45-42 (h)
1-16-93 L	78-74 (a)
2-20-93 W	82-77 (h)
1-22-94 L	75-63 (h)
2-8-94 L	78-63 (a)
1-11-95 W	82-79 (a)
2-13-95 W	71-69 (h)
2-20-96 (2 OT) W	96-91 (h)
12-3-96 L	61-57 (h)
2-22-97 L	77-73 (a)
3-5-97 (OT) W	76-68 (n)
1-13-98 L	73-64 (a)
1-6-99 W	84-79 (h)
2-3-99 W	73-70 (a)
3-5-99 L	62-59 (h)
3-5-00 W	74-70 (h)
3-10-00 L	58-57 (n)
1-22-01 (OT) L	67-63 (a)
2-10-01 (2OT) L	85-79 (h)
1-8-02 L	71-60 (a)
2-13-02 W	79-56 (h)
2-2-03 L	77-74 (a)
3-8-03 L	76-73 (h)
1-14-04 W	70-64 (a)
St. Joseph's (PA) (1-3)	
1-20-51 L	58-47 (a)
3-12-64 L	86-76 (n)
1-3-91 L	92-79 (a)
2-6-91 W	87-64 (h)
St. Louis (0-2)	
3-16-61 L	58-56 (n)
12-23-88 L	86-71 (n)
St. Mary's (CA) (4-0)	
12-12-63 W	101-86 (a)
12-15-64 W	89-77 (h)
12-4-67 W	77-70 (h)
12-19-69 W	91-84 (h)
St. Peter's (1-0)	
1-19-63 W	91-75 (h)



Dwayne Collins

Series Results vs. All Opponents

U BASKETBALL

#St. Thomas (2-0)
 12-3-69 W 62-60 (h)
 12-17-87 W 71-47 (h)
 # - Formerly Biscayne College

Sam Houston State (1-0)
 12-17-93 W 73-58 (h)

San Diego State (1-1)
 1-31-87 (OT) . . . W 83-82 (a)
 2-6-88 L 56-49 (h)

San Francisco (2-1)
 12-8-60 W 68-56 (a)
 12-17-63 W 95-83 (h)
 12-9-65 L 105-89 (a)

Santa Clara (0-3)
 12-6-60 L 66-65 (a)
 12-10-63 L 86-77 (a)
 12-7-65 L 78-74 (a)

Savannah State (3-0)
 3-2-89 W 107-98 (h)
 11-30-02 W 91-57 (h)
 1-3-04 W 105-65 (h)

Sebring A.C. (1-0)
 2-16-28 W 36-23 (a)

Sebring Firemen (1-0)
 1930-31 W 38-35 (a)

Seton Hall (8-15)
 12-29-56 L 92-80 (h)
 12-29-69 L 93-90 (h)
 1-4-71 W 89-81 (h)
 1-7-92 L 64-52 (a)
 3-4-92 (OT) . . . L 90-82 (h)
 12-7-92 L 65-56 (a)
 2-23-93 L 85-73 (h)
 1-26-94 L 77-48 (h)

2-19-94 L 85-63 (a)
 3-10-94 L 69-51 (n)
 1-2-95 L 72-54 (a)
 2-22-95 W 61-57 (h)
 12-2-95 W 80-70 (h)
 1-10-96 L 66-63 (a)
 2-10-97 W 61-51 (a)
 12-31-97 W 78-65 (a)
 2-24-98 L 76-71 (h)
 1-27-99 W 77-71 (h)
 1-11-00 W 71-64 (a)
 2-1-01 W 72-66 (h)
 1-18-03 L 76-53 (a)
 3-12-03 L 67-52 (n)
 2-24-04 L 76-66 (h)

7th Naval District (0-1)
 1-17-46 L 53-19 (h)

Shenandoah Presb. (1-0)
 1940-41 W 50-36

South Carolina (5-3)
 12-17-48 W 59-40 (h)
 12-18-48 W 65-64 (h)
 12-14-49 W 64-54 (h)
 12-15-49 W 57-56 (h)
 2-5-55 L 83-77 (h)
 1-2-60 (OT) . . . W 107-106(h)
 12-5-87 L 76-63 (h)
 3-15-05 L 69-67 (a)

South Carolina State (0-1)
 11-23-04 L 60-50

South Florida (6-2)
 1-23-88 W 80-75 (h)
 3-1-88 W 92-71 (a)
 2-6-89 (2 OT) . . W 106-104(h)
 2-18-89 W 85-78 (a)
 1-6-90 L 93-77 (a)

2-24-90 W 81-73 (h)
 12-5-90 L 79-71 (a)
 2-25-91 W 67-58 (h)

Southern California (0-2)
 12-1-90 L 92-71 (a)
 12-27-92 L 86-66 (n)

Southern Illinois (1-0)
 11-14-97 W 73-61 (a)

Southern Methodist (0-2)
 12-19-90 (2 OT) L 93-88 (a)
 12-20-91 L 69-60 (h)

Southwest Texas State (0-1)
 12-4-92 L 60-57 (h)

Spring Hill College (0-2)
 12-14-55 L 79-71 (a)
 2-2-57 L 84-75 (h)

Stanford (1-1)
 12-30-86 W 71-58 (n)
 1-16-89 L 93-59 (a)

Stetson (44-33)
 1-20-28 W 33-25 (h)
 1-24-28 L 32-26 (a)
 1928-29 W 35-13 (h)
 1928-29 L 20-13 (a)
 1930-31 L 36-16 (h)
 1930-31 L 37-15 (a)
 1939-40 L 33-29 (h)
 1939-40 L 39-27 (h)
 1939-40 L 48-42 (a)
 1939-40 L 46-37 (a)
 1940-41 L 46-29 (h)
 1940-41 L 51-41 (h)
 1940-41 L 45-40 (a)
 1940-41 W 40-35 (a)
 1941-42 L 47-42 (a)

1941-42 L 42-34 (a)
 1941-42 L 44-37 (h)
 1941-42 W 46-36 (h)
 1-24-47 L 53-46 (h)
 1-25-47 W 74-50 (h)
 2-21-47 W 54-41 (a)
 2-22-47 W 44-38 (a)
 1-16-48 L 49-46 (a)
 1-17-48 W 59-39 (a)
 2-14-48 L 41-36 (h)
 2-5-49 W 53-42 (h)
 2-11-49 W 81-46 (a)
 2-12-49 W 70-58 (a)
 1-7-50 W 65-58 (h)
 2-8-50 W 88-61 (a)
 2-9-50 W 82-63 (a)
 1-24-51 W 82-55 (h)
 2-14-51 W 78-66 (a)
 1951-52 W 88-57 (h)
 1951-52 W 80-74 (a)
 1-12-53 W 71-70 (h)
 2-4-53 L 80-77 (a)
 1-18-54 L 85-63 (h)
 2-11-54 L 108-56 (a)
 2-14-55 L 89-85 (a)
 2-22-55 W 79-77 (h)
 1-16-56 W 85-79 (h)
 2-8-56 L 91-84 (a)
 1-7-57 W 89-81 (h)
 2-6-57 L 95-93 (a)
 1-8-58 W 103-80 (h)
 2-15-58 W 92-85 (a)
 2-5-59 L 110-97 (a)
 2-19-59 W 99-81 (h)
 2-5-60 W 94-86 (a)
 2-11-60 L 73-72 (h)
 2-3-61 L 76-68 (a)
 2-15-61 W 91-84 (h)
 2-2-62 W 79-70 (a)
 2-13-62 W 86-78 (h)
 2-1-63 L 66-64 (a)
 2-26-63 W 75-60 (h)
 1-31-64 W 81-75 (a)
 2-22-64 W 87-70 (h)
 2-4-65 W 86-84 (a)
 2-16-65 W 95-84 (h)
 1-27-66 W 89-78 (a)
 2-24-66 W 86-77 (h)
 1-26-67 L 56-53 (a)
 2-14-67 W 95-84 (h)
 1-26-68 W 72-67 (a)
 2-20-68 W 88-71 (h)
 1-29-69 W 98-90 (a)
 2-4-69 L 87-83 (h)
 1-24-70 L 116-88 (a)
 2-21-70 L 95-86 (h)
 1-30-71 L 90-74 (a)
 2-8-71 L 91-76 (h)
 12-2-03 W 91-70 (h)
 12-18-04 W 81-50 (h)
 12-27-05 W 65-56 (h)
 12-16-06 W 89-64 (h)

Syracuse (5-14)
 12-28-63 (OT) . . L 86-85 (h)
 1-11-92 L 73-57 (a)
 2-29-92 L 68-63 (h)

1-9-93 L 89-81 (a)
 2-6-93 W 81-74 (h)
 12-22-93 L 81-52 (a)
 3-1-94 L 71-69 (h)
 12-6-94 L 83-65 (h)
 1-28-95 L 76-51 (a)
 1-3-96 W 75-66 (h)
 2-1-96 L 72-51 (a)
 12-7-96 W 67-63 (h)
 1-18-98 L 67-85 (a)
 2-10-98 L 63-72 (h)
 2-8-99 W 76-63 (a)
 1-8-00 L 55-67 (h)
 2-13-01 W 68-57 (h)
 1-26-03 L 54-49 (h)
 2-14-04 L 91-74 (h)

Tampa (44-10)
 1939-40 W 39-31 (a)
 1941-42 W 38-34 (h)
 1941-42 W 52-38 (h)
 2-18-46 W 44-23 (a)
 1-10-47 W 53-27 (h)
 1-11-47 W 52-34 (h)
 1-31-47 W 53-25 (a)
 2-1-47 W 82-36 (a)
 12-12-47 L 47-35 (h)
 12-13-47 W 58-46 (h)
 2-3-48 W 60-55 (a)
 2-4-48 W 86-67 (a)
 2-19-49 W 74-57 (h)
 2-25-49 L 81-58 (a)
 1-6-50 W 76-61 (h)
 2-6-50 L 67-55 (a)
 1-12-51 (OT) . . L 77-75 (h)
 2-24-51 L 94-74 (a)
 1951-52 W 87-61 (h)
 1951-52 W 87-78 (h)
 1-16-53 L 72-65 (h)
 2-21-53 L 86-84 (a)
 2-12-54 W 69-65 (a)
 2-22-54 W 67-59 (h)
 1-17-55 W 103-76 (h)
 2-17-55 W 105-89 (a)
 12-6-55 W 96-59 (h)
 2-11-56 W 94-74 (a)
 12-11-56 W 97-84 (h)
 2-9-57 W 78-77 (a)
 12-5-57 W 69-67 (h)
 1-31-58 W 90-84 (a)
 12-5-58 W 113-71 (h)
 2-3-59 W 86-84 (a)
 12-5-59 W 98-65 (h)
 2-3-60 W 74-73 (a)
 12-3-60 W 93-64 (h)
 2-18-61 W 108-99 (a)
 1-30-62 L 113-95 (a)
 2-17-62 W 96-81 (h)
 1-29-63 W 78-76 (a)
 2-18-63 W 112-91 (h)
 12-3-63 W 101-95 (h)
 1-29-64 W 134-104(a)
 12-1-64 W 136-119(a)
 2-9-65 W 141-110(h)
 12-1-65 W 120-91 (h)
 1-29-66 W 83-71 (a)
 12-1-66 W 72-63 (a)



Anthony King

Series Results vs. All Opponents

UBASKETBALL

1-16-67 W 97-86 (h)
 12-12-67 W 104-103(h)
 1-10-68 L 78-76 (a)
 1-6-69 L 62-61 (a)
 2-18-69 W 95-79 (h)

Teachers College of Connecticut (1-0)

12-15-50 W 60-48 (h)

Temple (1-2)

12-29-61 L 85-67 (h)
 12-20-03 W 72-66 (n)
 12-27-05 L 73-56 (a)

Tennessee (1-3)

12-17-54 L 89-80 (n)
 12-1-91 W 72-60 (n)
 12-27-95 L 56-54 (h)
 12-22-96 L 78-65 (a)

Tennessee-Martin (1-0)

12-29-00 W 70-54 (h)

Tennessee Tech (4-0)

3-7-47 W 55-51 (n)
 2-8-89 W 111-101(h)
 11-26-02 W 78-72 (h)
 12-23-04 W 69-57 (h)

Texas (1-1)

12-19-87 W 85-56 (h)
 2-22-89 L 123-104(a)

Texas A&M (3-0)

12-19-56 W 86-80 (h)
 12-9-01 W 64-55 (a)
 11-26-02 W 79-72 (h)

Texas-Arlington (1-0)

11-13-05 W 76-65 (n)

Texas Christian (0-1)

12-14-57 L 82-59 (n)

Texas Tech (1-0)

12-22-52 W 79-64 (h)

Toledo (1-0)

12-6-56 W 68-67 (a)

Toronto (1-0)

1-8-59 W 97-75 (h)

Towson State (1-0)

1-11-86 W 71-66 (h)

Tulane (4-4)

1-22-47 L 60-39 (h)
 12-29-55 W 86-75 (h)
 12-29-58 W 94-72 (h)
 2-3-68 L 99-88 (a)
 1-16-69 L 90-79 (h)
 1-29-70 L 105-90 (a)
 1-16-71 W 74-71 (h)
 3-3-90 W 93-60 (h)

Tulsa (1-1)

2-22-62 W 83-66 (h)
 3-24-00 L 80-71 (n)

Turner's Sports Shop (2-2)

1928-29 W 43-23 (h)
 1928-29 W 36-17 (h)
 1928-29 L 36-27 (h)
 1930-31 L 33-24 (h)

UCLA (0-4)

12-12-69 L 127-69 (a)
 12-21-85 L 109-64 (a)
 12-1-88 L 91-66 (h)
 3-13-98 L 65-62 (n)

UNLV (0-2)

12-28-94 L 56-55 (h)
 11-29-96 L 55-43 (a)

Utah (1-0)

1-3-66 W 88-87 (h)

Valparaiso (0-1)

12-28-56 L 81-76 (h)

Villanova (10-13)

2-18-92 L 74-50 (a)
 2-25-92 L 61-50 (h)
 1-30-93 L 82-69 (a)
 3-6-93 W 77-76 (h)
 2-12-94 L 77-58 (h)
 3-5-94 L 83-63 (a)
 1-25-95 L 92-62 (h)
 2-7-95 L 73-63 (a)
 12-5-95 L 70-68 (h)
 1-27-96 L 90-62 (a)
 1-11-97 W 61-59 (a)
 1-22-98 W 78-63 (h)
 1-31-98 L 78-75 (a)
 2-16-99 W 103-82 (h)
 1-11-00 W 67-66 (a)
 2-17-01 W 80-62 (a)
 3-3-01 W 65-53 (h)
 1-24-02 W 76-58 (h)
 2-5-02 W 65-56 (a)
 2-8-03 (OT) L 72-67 (h)
 2-25-03 L 75-56 (a)
 1-25-04 L 76-69 (h)
 3-2-04 W 59-56 (a)

Virginia (4-3)

2-10-66 W 80-75 (h)
 12-10-66 W 80-78 (a)
 1-12-05 W 91-80 (a)
 3-10-05 L 66-65 (n)
 1-24-06 L 71-51 (a)
 2-3-07 L 70-81 (a)
 2-21-07 W 68-60 (h)

Virginia Commonwealth (2-1)

2-22-88 W 96-93 (a)
 1-9-89 L 87-77 (h)
 2-9-91 W 73-58 (h)

Virginia Tech (7-5)

1-10-01 L 85-74 (a)
 2-6-01 W 86-61 (h)
 1-12-02 W 77-68 (a)
 3-2-02 W 83-77 (h)
 2-11-03 W 85-65 (h)
 3-5-03 W 79-71 (a)
 1-17-04 W 65-59 (a)
 2-02-05 L 73-63 (h)
 2-19-05 L 71-58 (a)
 2-22-06 W 70-59 (h)
 1-23-07 L 85-92 (h)
 2-24-07 L 57-73 (a)

Volks A.C. (0-1)

2-10-28 L 42-26 (h)

Wagner (0-1)

12-29-93 L 57-55 (h)

Wake Forest (1-6)

2-5-40 L 46-17 (a)
 1-28-91 L 72-66 (a)
 1-29-05 L 94-82 (a)
 2-15-05 L 68-63 (h)
 1-31-06 W 78-69 (h)
 1-6-07 L 58-59 (h)
 2-17-07 L 69-74 (a)

Washington (0-3)

12-1-67 L 96-54 (a)
 12-2-67 L 81-80 (a)
 1-15-90 L 83-67 (a)

Washington & Lee (1-0)

12-18-54 W 80-75 (n)

West Virginia (6-7)

12-30-55 L 83-78 (h)
 1-5-91 L 71-67 (a)
 2-6-96 W 68-65 (h)
 2-17-96 L 72-69 (a)
 3-1-97 L 82-54 (h)
 1-10-98 L 98-84 (a)
 2-28-98 W 70-66 (h)
 1-16-99 W 64-55 (a)
 1-5-00 W 66-58 (h)
 2-22-00 W 68-50 (a)
 2-28-01 W 73-66 (h)
 1-7-03 L 68-63 (a)
 3-6-04 L 58-53 (h)

Western Kentucky (1-13)

3-8-47 L 55-46 (a)
 1-21-49 L 78-45 (h)
 1-22-49 L 63-47 (h)
 1-27-50 L 65-61 (h)
 1-28-50 L 78-61 (h)
 2-15-50 L 79-57 (a)
 2-16-50 L 83-47 (a)
 1-16-51 L 89-47 (a)
 1-26-51 L 68-64 (h)
 1-25-52 L 102-74 (h)
 1-22-53 L 98-56 (h)
 1-31-59 W 109-95 (h)
 3-8-60 L 107-84 (n)
 12-28-66 L 94-89 (h)

Wichita State (1-0)

12-30-88 W 81-59 (n)

William & Mary (1-0)

2-2-66 W 88-66 (h)

Winthrop (2-1)

12-14-86 L 63-55 (h)
 1-9-88 W 62-60 (h)
 12-16-96 W 81-56 (h)

Wisconsin (0-2)

12-7-85 L 88-66 (a)
 12-8-86 L 65-54 (h)

Wisconsin-Green Bay (2-1)

12-9-85 W 67-63 (a)
 1-3-87 L 62-45 (h)
 11-15-05 W 80-54 (n)

Wofford (2-0)

11-20-04 W 67-64 (h)
 12-10-05 W 71-40 (h)

Xavier (2-1)

2-2-56 W 77-75 (h)
 12-29-59 W 87-69 (h)
 11-27-04 (OT) L 83-70 (n)

Yale (4-2)

12-29-50 L 78-62 (h)
 12-27-51 L 70-68 (h)
 12-27-55 W 92-90 (h)
 12-28-64 W 86-71 (h)
 12-20-68 W 77-71 (n)
 12-29-86 (OT) W 78-75 (n)

YMHA (2-0)

1940-41 W 48-39 (h)
 12-15-48 W 61-46 (h)



Brian Asbury

Yearly Results

U BASKETBALL

1926-27
Season Record: 7-1
Art Webb, Head Coach

Rollins	W	45-20
YMCA	W	55-11
St. Petersburg	W	45-23
Havana	L	23-28
Oglethorpe	W	49-26
Stetson	W	38-18
Florida Southern	W	54-24
Florida	W	39-20

Season Totals: 348-170

1927-28
Season Record: 8-4
Art Webb, Head Coach

1/14 Rollins	W	52-15
1/20 Stetson	W	33-25
1/23 at Rollins	L	21-32
1/24 at Stetson	L	26-32
1/25 at Florida Southern	L	26-40
2/3 Havana	W	38-14
2/10 Volks AC	L	26-42
2/15 at Florida	W	40-39
2/16 at Sebring AC	W	36-23
2/18 Florida Southern	W	38-18
2/21 Miami Beach Canoe Club	W	52-21
2/23 Miami Beach Canoe Club	W	18-9

Season Totals: 406-310

1928-29
Season Record: 13-6
Tom McCann, Head Coach

Rollins	W	34-15
Havana	L	22-26
Ponce de Leon	L	11-12
Miami Beach	W	66-18
Stetson	W	35-13
Agoga	W	49-19
at Rollins	W	34-13
at Florida Southern	L	15-39
at Stetson	L	13-20
Church League All-Stars	W	68-23
Turner's Sports Shop	W	43-17
Turner's Sports Shop	W	36-17
Florida Southern	W	36-29
Junior C. of C.	W	25-24
Agoga	W	63-33
Junior C. of C.	L	23-28
Redland	W	42-11
City Hall	W	28-20
Turner's Sports Shop	L	27-36

Season Totals: 670-419

1929-30
UM did not have a team

1930-31
Season Record: 3-7
Art Webb, Head Coach

Turner's Sports Shop	L	24-33
Rollins	L	22-32
Rollins	W	41-39
Florida Southern	W	27-24
Stetson	L	16-36
at Sebring Fireman	W	38-35
at Stetson	L	15-37
at Florida Southern	L	21-40
at Rollins	L	26-29
at Rollins	L	22-26

Season Totals: 252-331

1931-32
Season Record: 17-1
Tom McCann, Head Coach
Won South Florida AAU title

1932-38
UM did not have a team

1938-39
Season Record: 4-6
Hart Morris, Head Coach

Havana	W	38-34
Havana	W	46-40
Rollins	W	48-29
Rollins	L	45-49
at Rollins	W	52-39
at Rollins	L	28-42
at Mercer	L	37-56
at Georgia	L	19-41
Jewish Prog., Atlanta	L	24-39
at Albany Georgia Blues	L	35-53

Season Totals: 372-422

1939-40
Season Record: 8-12
Hart Morris, Head Coach

Stetson	L	29-33
Stetson	L	27-39
Rollins	L	50-51
Rollins	L	25-38
at North Carolina State	L	35-46
2/5 at Wake Forest	L	17-46
at Elon	L	30-58
2/8 at Florida	L	23-36
2/9 at Florida	L	26-53
at Tampa	W	39-31
at Florida Southern	W	43-42
at Rollins	L	49-56
at Rollins	W	50-49
at Stetson	L	43-48
at Stetson	L	37-46
at Florida Southern	W	37-30
Eastern Air Lines	W	30-25
*Boynton	W	41-29
*Pi Chi	W	42-29
*Freshmen	W	43-39

Season Totals: 716-824

*Gold Ball Tournament

1940-41
Season Record: 10-6
Hart Morris, Head Coach

Stetson	L	29-46
Stetson	L	41-51
YMHA	W	48-39
Rollins	W	55-29
Rollins	W	57-41
at Florida Southern	W	57-43
at Rollins	W	44-35
at Stetson	L	40-45
at Stetson	W	40-35
Florida Southern	W	41-33
Florida Southern	L	38-50
2/21 Florida	L	35-48
2/22 Florida	L	50-62
*Pi Chi	W	45-27
*Shenandoah Presby.	W	50-36
*Freshmen	W	37-34

Season Totals: 707-654

*Gold Ball Tournament

1941-42
Season Record: 9-7
Hart Morris, Head Coach

Marshall	L	33-37
Jacksonville Navy	W	44-18
Florida Southern	W	41-21
Florida Southern	W	41-25
Alumni	W	52-32
2/5 at Florida	L	31-47
2/6 at Florida	L	34-37
at Florida Southern	W	41-34
at Stetson	L	42-47
at Stetson	L	34-42
Tampa	W	38-34
Tampa	W	52-38
at Jacksonville Navy	L	25-46
at Jacksonville Navy	L	37-44
Stetson	L	37-44
Stetson	W	46-36

Season Totals: 628-570

1942-45
Results not available

1945-46
Season Record: 8-5
W.H. Steers, Head Coach

1/11 Coast Guard	W	46-45
1/16 Navy Rec. Barracks	L	43-46
1/17 7th Navy District	L	19-53
1/25 Boca Raton AAF	L	40-55
1/26 Coast Guard	W	54-45
2/4 Ft. Lauderdale NAS	L	31-32
2/5 Boca Raton AAF	L	41-48
2/9 Caribbean A.S.	W	46-41
2/11 Florida Southern	W	45-40
2/12 Florida Southern	W	53-47
2/18 at Tampa	W	44-23
2/19 at McDill Field	W	54-50
2/20 at Florida Southern	W	46-43

Season Totals: 560-568

1946-47
Season Record: 20-7
Hart Morris, Head Coach

12/13 Florida Southern	W	38-25
12/14 Florida Southern	L	25-41
12/20 Florida	W	36-33
12/21 Florida	W	39-35
1/3 at Florida	L	28-42
1/4 at Florida	L	28-61
1/10 Tampa	W	53-27
1/11 Tampa	W	52-34
1/17 at Miami (Ohio)	L	44-60
1/18 at Morehead State	W	61-56
1/22 Tulane	L	39-60
1/24 Stetson	L	46-53
1/25 Stetson	W	74-50
1/29 at Boca Raton AAF	W	61-43
1/31 at Tampa	W	55-25
2/1 at Tampa	W	82-36
2/6 Cincinnati	W	57-54
2/7 at Florida Southern	W	55-43
2/8 at Florida Southern	W	61-43
2/14 Pensacola NAS	W	69-50
2/15 Pensacola NAS	W	64-36
2/21 at Stetson	W	54-41
2/22 at Stetson	W	44-38
2/28 Banana River AF	W	68-48
3/6 City Coll. Charleston	W	56-52
3/7 Tennessee Tech	W	55-51
3/8 Western Kentucky	L	46-55

Season Totals: 1400-1192

1947-48
Season Record
Hart Morris, Head Coach

12/12 Tampa	L	35-47
12/13 Tampa	W	58-46
12/19 Florida	W	67-50
12/20 Florida	L	55-58
12/26 Pittsburgh	W	43-40
1/2 Pennsylvania	L	46-53
1/16 at Stetson	L	46-49
1/17 at Stetson	W	59-39
1/31 at McDill Field	W	67-38
2/3 at Tampa	W	60-5
2/4 at Tampa	W	86-67
2/6 at Florida Southern	L	50-59
2/7 at Florida Southern	W	52-43
2/14 Stetson	L	36-41
2/20 at Florida	L	50-72
2/21 at Florida	W	52-49
2/27 Florida Southern	W	76-44
2/28 Florida Southern	W	59-4

Season Totals: 997-902



Fabio Nass

Yearly Results

UBASKETBALL

1948-49 Season Record: 19-8 Hart Morris, Head Coach

1948	Checker Cab	W	73-33
12/14	Muffets	W	69-51
12/15	YMHA	W	61-46
12/17	South Carolina	W	59-40
12/18	South Carolina	W	65-64
12/21	Pittsburgh	W	58-52
12/22	Pittsburgh	L	48-80
12/28	Princeton	W	37-35
12/29	Princeton	L-2OT	55-62
1/7	Havana	W	73-57
1/8	Havana	W	66-53
1/14	Florida	W	75-65
1/15	Florida	W	44-42
1/21	Western Kentucky	L	45-78
1/22	Western Kentucky	L	47-63
1/28	Maryland	L	42-43
1/29	Maryland	W	58-48
2/5	Stetson	W	53-42
2/8	at Florida Southern	W	68-47
2/9	at Florida Southern	W	68-57
2/11	at Stetson	W	81-46
2/12	at Stetson	W	70-58
2/19	Tampa	W	74-57
2/22	at Florida	L	56-90
2/23	at Florida	W	60-50
2/25	at Tampa	L	58-81
3/7	*vs. Eastern Illinois	L	73-89

Season Totals: 1633-1515
*NAIB Tournament, Kansas City, MO

1949-50 Season Record: 14-9 Hart Morris, Head Coach

12/7	Muffets	W	78-37
12/10	Florida	L	53-60
12/14	South Carolina	W	64-54
12/15	South Carolina	W	57-56
12/21	Mississippi	W	82-67
12/22	Mississippi	W	55-43
12/29	Pennsylvania	W	64-62
12/30	Pennsylvania	W	53-51
1/6	Tampa	W	76-61
1/7	Stetson	W	65-58
1/13	North Carolina	L	53-55
1/14	North Carolina	L	51-66
1/20	Florida Southern	W	69-59
1/21	Florida Southern	W	59-49
1/27	Western Kentucky	L	61-65
1/28	Western Kentucky	L	61-78
2/6	at Tampa	L	55-67
2/8	at Stetson	W	88-61
2/9	at Stetson	W	82-63
2/11	Rollins	W	70-54
2/15	at Western Kentucky	L	57-79
2/16	at Western Kentucky	L	47-83
2/18	at Florida	L	46-66

Season Totals: 1446-1393

1950-51 Season Record: 10-12 Hart Morris, Head Coach

12/7	at Rollins	L	58-59
12/9	at Florida Southern	W	64-61
12/11	Louisiana State	W	68-62
12/15	Teachers Coll. Of CN	W	60-48
12/19	Florida State	W	80-61
12/27	Dartmouth	W	61-52
12/29	Yale University	L	78-62
1/5	Louisville	L	73-60
1/10	Rollins	W	79-54
1/12	Tampa (OT)	L	75-77
1/16	at Western Kentucky	L	47-89
1/18	at Pittsburgh	L	56-81
1/20	at St. Joseph's (PA)	L	47-58
1/24	Stetson	W	82-55
1/26	Western Kentucky	L	64-68
2/2	Florida	L	71-78
2/5	La Salle	L	84-95
2/6	La Salle	W-OT	77-75
2/9	Florida Southern	W	79-65
2/13	at Florida	L	61-71
2/14	at Stetson	W	78-66
2/24	at Tampa	L	74-94

Season Totals: 1487-1520

1951-52 Season Record: 14-8 Hart Morris, Head Coach

Boca Chica	W	90-53	
Key West Navy	W	85-55	
12/12	Culver-Stockton	W	68-54
12/15	at Rollins	L	63-78
12/17	at Florida	L	65-69
11/30	Nebraska	W	70-60
12/27	Yale	L	68-70
12/29	Pennsylvania	L	64-89
1/4	Furman	L	53-55
1/9	Florida Southern	W	106-43
1/11	Florida State	W	93-56
1/14	Stetson	W	88-57
1/18	Tampa	W	87-61
1/25	Western Kentucky	L	74-102
2/1	Bowling Green	L	67-78
2/7	at Florida Southern	W	58-41
2/9	at Stetson	W	80-74
2/11	at Florida State	W	76-63
2/15	Rollins	W	98-61
2/18	Florida	W	76-68
2/23	at Tampa	W	87-78
2/28	*vs. Florida State	L	70-73

Season Totals: 1633-1515
*NAIB District Tournament at DeLand, Fla.

1952-53 Season Record: 8-12 Dave Wike, Head Coach

12/1	Florida Southern	W	83-60
12/10	at Loyola (N.O.)	L	54-71
12/11	at Louisiana State	L	58-86
12/16	Florida	W	75-73
12/18	Columbia	L	59-65
12/22	Texas Tech	W	79-64
12/29	Louisville	L	74-84
1/3	Georgia Tech	W	82-60
1/9	Florida State	W	93-65
1/12	Stetson	W	71-70
1/16	Tampa	L	65-72
1/22	Western Kentucky	L	56-98
1/30	Murray State	L	65-69
2/2	at Florida	L	56-78
2/4	at Stetson	L	77-80
2/5	at Rollins	W	68-60
2/12	Rollins	W	95-69
2/21	at Tampa	L	84-86
2/23	at Florida State	L	75-81
2/24	at Eglin Field	L	64-66

Season Totals: 1433-1457

1953-54 Season Record: 5-10 Dave Wike, Head Coach

12/12	Florida	W	85-75
12/19	Rio Grande	L	88-98
12/21	Ohio State	L	81-106
12/28	Pennsylvania	L	54-67
1/4	Brandeis	L	48-68
1/9	Florida State	W	78-61
1/15	at Florida	L	52-75
1/18	Stetson	L	63-85
2/1	Maryland	L	57-63
2/4	at Rollins	L	71-85
2/5	at Florida State	W	69-76
2/11	at Stetson	L	56-108
2/12	at Tampa	W	69-65
2/13	at Florida Southern	W-2OT	77-70
2/22	Tampa	W	67-59

Season Totals: 1015-1161

1954-55 Season Record: 10-11 Bruce Hale, Head Coach

12/13	Florida Southern	W	58-44
12/16	Florida	L	61-70
12/17	*vs. Tennessee	L	80-89
12/18	*vs. Washington & Lee	W	80-75
12/20	at Florida State	L	66-71
12/29	New York University	L	67-74
1/3	Furman	L	74-91
1/8	Rollins	W	93-76
1/10	Miami (Ohio)	L	73-75
1/13	at Florida	L	68-80
1/17	Tampa	W	103-76
1/24	Georgetown	W	84-81
2/5	South Carolina	W	77-83
2/9	Pittsburgh	L	72-78
2/12	at Rollins	W	77-69
2/14	at Stetson	L	85-89
2/16	at Florida Southern	W	73-71
2/17	at Tampa	W	105-89
2/19	at Key West Navy	W	87-75
2/22	Stetson	W	79-77
2/25	Florida State	L	80-86

Season Totals: 1642-1619
*Blue Gray Tournament in Montgomery, AL

1955-56 Season Record: 14-12 Bruce Hale, Head Coach

12/3	Florida Southern	W	92-80
12/6	Tampa	W	96-59
12/10	at Mississippi Southern	L	61-63
12/12	at Loyola (N.O.)	W	83-82
12/14	at Spring Hill College	L	71-79
12/19	Florida	L	69-74
12/22	Bradley	W	80-73
12/27	Yale	W	92-90
12/29	*vs. Tulane	W	86-75
12/30	*vs. West Virginia	L	78-83
1/4	*vs. Memphis State	L	71-79
1/5	*vs. Clemson	L	96-98
1/7	at Florida State	L	76-78
1/9	Mississippi College	W	89-84
1/13	at Florida	L	85-87
1/16	Stetson	W	85-79
1/21	Rollins	W	86-72
1/25	Houston	L	77-95
1/31	Kentucky Wesleyan	L	82-86
2/2	Xavier	W	77-75
2/8	at Stetson	L	84-91
2/9	at Rollins	W	89-82
2/10	at Florida Southern	W	91-90
2/11	at Tampa	W	94-74
2/20	Morehead State	L	89-102
2/25	Florida State	W	91-85

Season Totals: 2170-2115
*Orange Bowl Classic in Miami, FL
*Senior Bowl Classic in Mobile, AL



Ray Hicks

Yearly Results

BASKETBALL

1956-57
Season Record: 13-13
Bruce Hale, Head Coach

12/1 Florida Southern	W 84-69
12/3 Kentucky	L 75-114
12/5 at Dayton	L 48-87
12/6 at Toledo	W 68-67
12/8 at Akron	L 80-106
12/11 Tampa	W 97-84
12/15 Florida	L 65-89
12/19 Texas A&M	W 86-80
12/22 Houston	W 67-63
12/27 vs. Connecticut	L 70-74
12/28 vs. Valparaiso	L 76-81
12/29 vs. Seton Hall	L 80-92
1/3 Colorado	L 66-73
1/7 Stetson	W 89-81
1/10 at Florida	L 63-98
1/12 at Florida State	W 85-77
1/19 Rollins	W 63-51
1/24 Kentucky Wesleyan	W 100-95
1/31 Louisville	L 60-89
2/2 Spring Hill	L 75-84
2/6 at Stetson	L 93-95
2/7 at Rollins	W 93-86
2/8 at Florida Southern	L 85-95
2/9 at Tampa	W 78-77
2/26 Mississippi Southern	W 85-78
2/23 Florida State	W 98-82
Season Totals:	2029-2167

*Orange Bowl Classic

1957-58
Season Record: 14-8
Bruce Hale, Head Coach

12/2 Jacksonville	W 89-87
12/5 Tampa	W 69-67
12/10 Loyola (N.O.)	L 62-76
12/11 at Louisiana State	W 73-65
12/13 vs. Mississippi State	L 64-66
12/14 vs. Texas Christian	L 59-82
12/16 at Kentucky Wesleyan	W 96-78
12/21 Florida	L 64-73
1/8 Stetson	W 103-80
1/13 Rollins	W 90-71
1/16 at Florida	L 70-75
1/17 Jacksonville	L 72-86
1/18 at Florida State	L 70-71
1/25 Loyola (N.O.)	W 89-82
1/30 at Rollins	L 68-72
1/31 at Tampa	W 90-84
2/5 at Florida Southern	W 84-69
2/8 Army	W 92-82
2/10 Oklahoma City	W 83-66
2/15 at Stetson	W 92-85
2/17 Florida Southern	W 76-58
2/22 Florida State	W 86-66
Season Totals:	1741-1652

*Montgomery Classic

1958-59
Season Record: 18-7
Bruce Hale, Head Coach

12/3 Rollins	W 104-87
12/5 Tampa	W 113-71
12/8 Florida Southern	W 107-80
12/12 vs. Pittsburgh	L 65-69
12/13 vs. Clemson	L 61-66
12/17 Florida	W 92-82
12/19 Florida State	W 85-79
12/20 vs. The Citadel	L 77-93
12/29 vs. Tulane	W 94-72
12/30 vs. Miami (Ohio)	L-OT 87-89
1/8 Toronto	W 97-55
1/15 at Florida	L 70-85
1/16 at Jacksonville	W 64-62
1/17 at Florida State	L 69-93
1/26 Kentucky Wesleyan	W 69-64
1/31 Western Kentucky	W 109-95
2/2 at Florida Southern	W 79-76
2/3 at Tampa	W 86-84
2/5 at Stetson	L 97-110
2/6 at Rollins	W 84-81
2/14 Jacksonville	W 95-93
2/16 Loyola (N.O.)	W 93-84
2/19 Stetson	W 99-81
2/23 Morehead State	W 102-85
2/28 Florida State	W 92-85
Season Totals:	2190-2029

*Steel Bowl Classic
^The Citadel Invitational
\$-Hurricane Classic

1959-60
Season Record: 23-4
Bruce Hale, Head Coach

12/1 Rollins	W 110-86
12/3 Jacksonville	W 106-98
12/5 Tampa	W 98-65
12/9 at Houston	W 72-63
12/10 at Centenary	L 77-84
12/12 at Loyola (N.O.)	W 86-70
12/14 Murray State	W 92-80
12/19 Florida	W 79-77
12/21 at Miami (Ohio)	W 83-78
12/28 vs. Brigham Young	W 110-93
12/29 vs. Xavier	W 87-69
1/2 South Carolina (OT)	W 107-106
1/7 at Iona	W 69-67
1/13 at Jacksonville	WOT 78-70
1/14 at Florida	W 70-65
1/16 at Florida State	W 93-91
1/23 Houston	L 79-88
1/29 Oklahoma City	W 97-84
2/2 at Rollins	W 90-79
2/3 at Tampa	W 74-73
2/4 at Stetson	W 94-86
2/6 at Florida Southern	W 88-71
2/11 Stetson	L 72-73
2/18 Florida Southern	W 121-85
2/22 Kentucky Wesleyan	W 104-95
2/27 Florida State	W 107-89
3/8 vs. Western Kentucky	L 84-107
Season Totals:	2427-2192

*Hurricane Classic
^NCAA Tournament

1961-62
Season Record: 14-12
Bruce Hale, Head Coach

12/2 Jacksonville	W 93-80
12/4 at Morehead State	L 81-107
12/6 at Louisville	L 59-77
12/8 at Murray State	W 69-67
12/14 Florida Southern	W 96-67
12/16 Florida	W 66-61
12/28 vs. Miami (Ohio)	W 83-73
12/29 vs. Temple	L 67-85
1/3 Rhode Island	W 80-70
1/6 Oklahoma City	LOT 113-118
1/10 at Jacksonville	W 90-89
1/11 at Florida	L 62-74
1/13 at Florida State	L 60-65
1/22 Maryland	L 68-71
1/25 La Salle	L 61-73
1/30 at Tampa	L 95-113
1/31 at Rollins	W 89-67
2/2 at Stetson	W 79-70
2/3 at Florida Southern	W 82-73
2/8 Houston	L 69-80
2/10 Loyola (N.O.)	L 70-113
2/13 Stetson	W 86-78
2/17 Tampa	W 96-81
2/19 Rollins	W 92-54
2/22 Tulsa	W 83-66
2/24 Florida State	L 80-83
Season Totals:	2069-2045

*Hurricane Classic

1962-63
Season Record: 23-5
Bruce Hale, Head Coach

11/30 Florida	WOT 91-87
12/4 at Boston College	W 72-69
12/6 at Rhode Island	W 88-80
12/8 at Providence	W 82-75
12/13 Florida Southern	W 116-93
12/21 Duke	W 71-69
12/27 vs. Cornell	W 94-85
12/28 vs. Pittsburgh	W 86-85
1/3 at St. John's	W 67-59
1/4 at La Salle	L 76-78
1/9 at Jacksonville	W 103-91
1/10 at Florida	W 86-77
1/12 at Florida State	LOT 74-77
1/19 St. Peter's	W 99-75
1/24 Houston	W 71-70
1/29 at Tampa	W 78-76
1/30 at Rollins	W 120-72
2/1 at Stetson	L 64-66
2/2 at Florida Southern	W 99-83
2/5 Jacksonville	W 112-105
2/9 Louisville	W 112-84
2/12 Rollins	W 114-75
2/16 Loyola (N.O.)	L 77-84
2/18 Tampa	W 112-81
2/23 Florida State	W 99-70
2/26 Stetson	W 75-60
3/16 vs. St. Francis (NY)	W 71-70
3/19 vs. Providence	L 96-106
Season Totals:	2505-2212

*Hurricane Classic
^National Invitational Tournament

1960-61
Season Record: 20-7
Bruce Hale, Head Coach

12/1 at Rollins	W 80-62
12/3 Tampa	W 93-64
12/6 at Santa Clara	L 65-66
12/8 at San Francisco	W 68-56
12/10 at Brigham Young	L 80-112
12/15 Florida Southern	W 87-54
12/17 Florida	W 93-74
12/28 vs. Army	W 82-75
12/29 vs. Holy Cross	W 77-71
1/4 Miami (Ohio)-2OT	W 102-100
1/7 at La Salle	L 74-88
1/11 at Florida	L 73-81
1/13 at Jacksonville	WOT 93-84
1/14 at Florida State	L 78-89
1/21 Houston	W 89-78
1/26 Centenary	W 86-74
1/30 Louisville	W 71-69
2/1 Rollins	W 103-75
2/3 at Stetson	W 91-84
2/4 at Florida Southern	W 92-80
2/11 Loyola (N.O.)	W 65-61
2/15 Stetson	W 91-84
2/18 at Tampa	W 108-99
2/20 Jacksonville	W 96-80
2/23 Morehead State	W 85-70
2/25 Florida State	W 75-73
3/16 vs. St. Louis	L 56-58
Season Totals:	2230-2036

*Hurricane Classic
^National Invitational Tournament



Jimmy Graham

RECORDS

Yearly Results

UBASKETBALL

1963-64 Season Record: 20-7 Bruce Hale, Head Coach

12/3	Tampa	W	101-95
12/7	Florida	W	95-79
12/10	at Santa Clara	L	77-86
12/12	at St. Mary's (CA)	L	101-86
12/14	at Nevada	WOT	81-78
12/17	San Francisco	W	95-83
12/19	Rollins	W	108-90
12/27	*vs. Army	W	79-71
12/28	*vs. Syracuse	LOT	85-86
1/4	Rhode Island	W	105-88
1/8	Jacksonville	W	97-92
1/9	at Florida	L	91-114
1/11	at Florida State	L	78-80
1/18	Memphis State	W	78-69
1/23	La Salle	W	121-99
1/28	at Rollins	W	127-85
1/29	at Tampa	W	134-104
1/31	at Stetson	W	81-75
2/1	at Florida Southern	W	85-78
2/4	Jacksonville	W	117-92
2/10	Creighton	L	94-124
2/13	at Houston	L	83-93
2/15	at Loyola (N.O.)	WOT	97-90
2/18	Florida Southern	W	120-79
2/22	Stetson	W	87-70
2/29	Florida State	W	82-80
3/12	*vs. St. Joseph's (PA)	L	76-86

Season Totals: 2575-2352
 *Hurricane Classic
 ^National Invitational Tournament

1964-65 Season Record: 22-4 Bruce Hale, Head Coach

12/1	at Tampa	W	136-119
12/4	*vs. Duquesne	W	99-95
12/5	*vs. Pittsburgh	W	85-71
12/8	at La Salle	L	86-90
12/10	at Niagara	W	74-67
12/12	St. John's	L	77-79
12/15	St. Mary's (CA)	W	89-77
12/19	Florida	W	67-58
12/28	*vs. Yale	W	86-71
12/29	*vs. Maryland	W	80-73
1/7	at Jacksonville	W	86-82
1/9	at Florida State	L	66-67
1/13	Florida Southern	W	124-93
1/16	Jacksonville	W	127-99
1/21	at Florida	L	69-86
1/23	at Rollins	W	128-92
1/30	Oklahoma City	W	115-92
2/2	Miami (Ohio)	W	100-85
2/4	at Stetson	W	86-84
2/5	at Florida Southern	W	94-82
2/9	Tampa	W	141-110
2/13	Loyola (N.O.)	W	115-86
2/16	Stetson	W	95-84
2/20	Houston	W	103-91
2/23	Rollins	W	148-79
3/1	Florida State	W	82-75

Season Totals: 2558-2190
 *Steel Bowl
 ^Hurricane Classic

1965-66 Season Record: 15-11 Bruce Hale, Head Coach

12/1	Tampa	W	120-91
12/4	Florida	L	66-77
12/7	at Santa Clara	L	74-78
12/9	at San Francisco	L	89-105
12/11	at Nevada	L	79-89
12/18	Ohio University	W	105-100
12/27	*vs. Boston	W	81-60
12/28	*vs. Louisville	LOT	84-85
1/3	Utah University	W	88-87
1/7	at Florida State	L	62-78
1/8	at Jacksonville	L	69-71
1/12	at Florida	L	66-111
1/15	Florida Southern	W	89-66
1/27	at Stetson	W	89-78
1/28	at Florida Southern	W	101-80
1/29	at Tampa	W	83-71
2/2	William and Mary	W	88-66
2/5	Creighton	W	91-81
2/10	Virginia	W	80-75
2/12	Jacksonville	W	117-104
2/15	at Memphis State	L	72-86
2/17	at Houston	L	96-111
2/19	at Loyola (N.O.)	L	76-89
2/24	Stetson	W	86-77
2/28	Florida State	W	112-90
3/5	La Salle	W	108-102

Season Totals: 2271-2208
 *Hurricane Classic

1966-67 Season Record: 15-11 Bruce Hale, Head Coach

12/1	at Tampa	W	72-63
12/3	Florida	L	88-113
12/7	at La Salle	L	82-99
12/8	at Mount St. Mary's	W	86-83
12/10	at Virginia	W	80-78
12/16	*vs. Clemson	L	64-73
12/17	*vs. Auburn	W	87-73
12/27	*vs. Pennsylvania	W	82-78
12/28	*vs. Western Kentucky	L	89-94
1/6	at Jacksonville	W	75-70
1/7	at Florida State	L	60-61
1/10	Oklahoma City	W	111-109
1/14	Jacksonville	W	106-86
1/16	Tampa	W	97-86
1/19	Florida Southern	W	102-73
1/26	at Stetson	L	53-56
1/27	at Florida Southern	W	55-49
2/2	Memphis State	W	88-63
2/8	at Florida	L	57-73
2/11	Loyola (N.O.)	W	68-66
2/14	Stetson	W	95-84
2/18	Houston	L	86-105
2/21	Dayton	L	79-80
2/25	at St. John's	L	70-97
2/27	at Georgia Tech	L	84-90
3/1	Florida State	W	110-90

Season Totals: 2126-2091
 *Volunteer Classic
 ^Hurricane Classic

1967-68 Season Record: 17-11 Ron Godfrey, Head Coach

12/1	at Washington	L	54-96
12/2	at Washington	L	80-81
12/4	at St. Mary's (CA)	W	77-70
12/6	at Hawaii	W	102-83
12/7	at Hawaii	L	76-110
12/12	Tampa	W	104-103
12/16	Eastern Kentucky	W	93-87
12/19	Brown	W	72-71
12/27	*vs. Dartmouth	W	100-81
12/28	*vs. New York Univ.	W	102-91
1/2	La Salle	L	84-92
1/6	Pittsburgh	W	100-84
1/10	at Tampa	L	76-78
1/12	at Florida State	L	93-122
1/13	at Jacksonville	W	72-67
1/18	Jacksonville	W	76-75
1/26	at Stetson	W	72-67
1/27	at Florida Southern	W	94-76
1/30	Maryland	W	93-73
2/1	at Dayton	L	60-98
2/3	at Tulane	L	88-99
2/10	Florida A&M	W	108-98
2/13	at Memphis State	L	44-67
2/15	at Houston	L	64-106
2/17	at Loyola (N.O.)	L	84-86
2/20	Stetson	W	88-71
2/24	Creighton	W	106-93
3/1	Florida State	W	96-84

Season Totals: 2368-2419
 *Hurricane Classic

1968-69 Season Record: 14-10 Ron Godfrey, Head Coach

12/6	*vs. Florida State	L	84-111
12/7	*vs. Florida	L	62-111
12/11	at La Salle	W	71-96
12/13	at Alabama	L	72-85
12/20	*vs. Yale	W	77-71
12/21	*vs. Maryland	W	92-85
12/27	*vs. Pittsburgh	W	72-70
12/28	*vs. Illinois	L	76-86
1/4	Bucknell	W	89-84
1/6	at Tampa	L	61-62
1/10	at Florida State	L	81-86
1/11	at Jacksonville	W	94-87
1/16	Tulane	L	79-90
1/28	at Florida Southern	W	87-83
1/29	at Stetson	W	98-90
1/31	Hawaii	W	84-82
2/1	Morehead State	WOT	92-91
2/4	Stetson	L	83-87
2/8	Florida A&M	W	94-91
2/15	Loyola (N.O.)	W	89-80
2/18	Tampa	W	95-79
2/22	Miami (Ohio)	W	74-68
2/25	Jacksonville	W	95-86
3/1	Florida State	LOT	86-89

Season Totals: 1985-2048
 *Sunshine State Classic
 ^Marshall Tournament
 +Hurricane Classic

1969-70 Season Record: 9-17 Ron Godfrey, Head Coach

12/1	Oregon State	L	81-86
12/3	Biscayne	W	62-60
12/5	*vs. Pittsburgh	W	85-67
12/6	*vs. Duquesne	L	88-94
12/12	at UCLA	L	69-127
12/13	at Pepperdine	LOT	90-93
12/19	at St. Mary's (CA)	W	91-84
12/29	*vs. Seton Hall	L	69-76
12/30	*vs. Ohio University	L	74-99
1/3	Bucknell	W	93-88
1/5	Rhode Island	W	105-95
1/9	at Florida State	L	63-114
1/10	at Jacksonville	L	87-121
1/15	Centenary	W	94-78
1/23	at Florida Southern	W	103-92
1/24	at Stetson	L	88-116
1/29	at Tulane	L	90-105
1/31	at Loyola (N.O.)	L	84-98
2/7	Florida A&M	W	118-111
2/12	at Centenary	L	86-107
2/14	at Houston	L	98-118
2/17	La Salle	W	103-96
2/21	Stetson	L	86-95
2/26	Oklahoma City	L	90-91
2/28	Florida State	L	96-112
3/4	Jacksonville	L	97-108

Season Totals: 2290-2521
 *Steel Bowl
 ^Hurricane Classic



Dwayne Collins

Yearly Results

U BASKETBALL

1970-71
Season Record: 7-19
Ron Godfrey, Head Coach

12/4	Lehigh	W	74-67
12/9	at La Salle	L	77-97
12/11	at Dayton	L	77-91
12/18	*vs. Nebraska	L	58-85
12/19	*vs. Oklahoma City	LOT	91-94
12/22	Fordham	L	83-85
12/29	at Maryland	L	77-111
1/2	Oklahoma City	W	90-87
1/4	Seton Hall	W	89-81
1/8	at Florida State	L	106-114
1/9	at Jacksonville	L	82-124
1/11	Lafayette	W	78-75
1/16	Tulane	W	74-71
1/22	at Oklahoma City	L	75-88
1/23	at Creighton	L	84-104
1/29	at Florida Southern	LOT	95-96
1/30	at Stetson	L	74-90
2/1	Morehead State	L	75-76
2/6	Loyola (N.O.)	L	88-107
2/8	Stetson	L	76-91
2/11	at George Washington	L	81-83
2/13	at American University	L	82-93
2/20	Houston	L	93-99
2/23	Marshall	W	89-88
2/27	Florida State	W	100-94
3/2	Jacksonville	L	75-94

Season Totals: 2143-2373
*Husker Classic at Lincoln

1971-85
UM did not have a team

1985-86
Season Record: 14-14
Bill Foster, Head Coach

11/22	The Citadel	W	85-77
11/29	*Georgia State	W	82-77
11/30	*Georgia	W	81-78
12/7	at Wisconsin	L	66-88
12/9	at Wis.-Green Bay	W	67-63
12/17	Florida	L	64-81
12/18	Rider	W	81-58
12/21	at UCLA	L	64-109
12/27	#Brown	L	61-62
12/28	#Manhattan	W	79-61
1/2	Fairfield	L	47-56
1/4	Holstra	W	70-63
1/11	Towson State	W	71-66
1/18	Arizona (OT)	L	74-81
1/20	Florida State	W	83-75
1/23	Baptist	W	71-60
1/27	at Florida	L	53-75
1/31	*at Brooklyn College	W	102-93
2/3	at Florida State	L	72-90
2/8	at Dayton	L	68-79
2/12	MD-Eastern Shore	W	77-55
2/15	New Orleans	L	75-85
2/19	at Duke	L	82-102
2/22	Notre Dame	L	73-126
2/26	American University	W	73-64
3/3	Hartford	W	66-62
3/5	at Marquette	L	62-84

Season Totals: 2006-2131
*AMI Classic
#-Orange Bowl-Budweiser Tournament
^-W. Palm Beach Audit.

1986-87
Season Record: 15-16
Bill Foster, Head Coach

11/28	*vs. Central Florida	W	64-54
11/29	*vs. Penn State	L	61-74
12/6	at North Carolina	L	77-122
12/8	Wisconsin	L	54-65
12/14	Winthrop	L	55-63
12/20	Dartmouth	L	86-88
12/22	Duke	L	67-74
12/29	#vs. Yale (OT)	W	78-75
12/30	*vs. Stanford	W	71-58
1/3	Wisconsin-Green Bay	L	45-62
1/5	St. Francis (PA)	L	85-82
1/8	+vs. PR-Bayamon	W	74-54
1/9	+vs. PR-Rio Piedras	W	111-64
1/10	+vs. Radford	W	66-62
1/14	MD-Eastern Shore	W	86-66
1/17	at Kansas	L	47-82
1/20	Providence	L	88-92
1/24	Marquette	WOT	91-89
1/29	at New Mexico	L	78-87
1/31	at San Diego State	WOT	83-82
2/4	Florida State	W	63-57
2/7	Navy	W	62-78
2/10	^at Farleigh Dickinson	L	70-73
2/14	Dayton	L	78-92
2/16	Armstrong State	W	97-47
2/18	Florida International	W	102-81
2/21	at Florida	L	60-99
2/26	at Florida State	L	84-108
2/28	Coppin State	W	115-76
3/5	Notre Dame	L	49-65
3/7	Brooklyn College	W	83-64

Season Totals: 2332-2335
*AMI Classic
#-Palm Beach Hurricane Classic
+Puerto Rico Tournament
^at Meadowlands

1987-88
Season Record: 17-14
Bill Foster, Head Coach

11/27	*vs. Michigan	L	76-109
11/28	*vs. Duquesne	W	84-73
11/29	*vs. Alaska-Anchorage	L	77-78
12/4	*vs. Colgate	W	96-68
12/5	*vs. South Carolina	L	63-76
12/17	St. Thomas	W	71-47
12/19	Texas	L	85-86
12/21	Alabama State	W	110-107
12/29	*vs. American U.	W	104-70
12/30	*vs. Purdue	L	82-110
1/2	Georgetown	L	78-82
1/4	Farleigh Dickinson	W	81-68
1/6	at Duke	L	69-107
1/9	Winthrop	W	62-60
1/11	MD-Baltimore Co.	W	75-56
1/16	at Marquette	L	51-65
1/20	Coppin State	W	64-54
1/23	South Florida	W	80-75
1/27	at Providence	W	83-77
2/1	\$Marist (OT)	W	79-76
2/4	Monmouth (OT)	L	62-64
2/6	San Diego State	L	49-56
2/9	at Brigham Young	L	86-99
2/15	Florida	L	73-83
2/18	Marist	L	62-72
2/22	at Va. Commonwealth	W	96-93
2/27	DePaul	L	82-101
3/1	at South Florida	W	92-71
3/5	Central Florida	W	100-80
3/8	at Dayton	L	89-90
3/12	Florida International	W	92-76

Season Totals: 2006-2131
*Great Alaska Shootout
^City of Miami Classic
#Eastern Airlines Palm Beach Classic
\$-at Madison Square Garden

1988-89
Season Record: 19-12
Bill Foster, Head Coach

11/25	MD-Eastern Shore	W	108-80
11/28	Oral Roberts	W	108-103
12/1	UCLA	L	66-91
12/5	Bethune-Cookman	W	88-72
12/10	Duke	L	102-117
12/16	Long Island	W	102-66
12/19	at Florida	L	81-101
12/23	*St. Louis	L	71-86
12/24	*Eastern Illinois	W	83-68
12/25	*Old Dominion	W	77-76
12/28	#Pennsylvania	W	102-69
12/30	#Wichita State	W	81-59
1/3	at Rutgers (OT)	W	99-94
1/7	at Georgetown	L	79-112
1/9	Va. Commonwealth	L	77-87
1/12	Kansas	W	87-86
1/16	at Stanford	L	59-93
1/24	Providence	L	91-106
1/28	Marquette	W	106-90
2/1	New Mexico	L	93-110
2/4	Brigham Young	W	107-86
2/6	South Florida (2OT)	W	106-104
2/8	Tennessee Tech	W	111-101
2/11	at DePaul	L	79-87
2/14	*Florida Atlantic	W	79-74
2/18	at South Florida	W	85-78
2/22	at Texas	L	104-123
2/25	at Oral Roberts	L	92-99
2/27	Davidson	W	90-78
3/2	Savannah State	W	107-98
3/6	Florida International	W	89-82

Season Totals: 2809-2778
*Chaminade Classic
#-Eastern Airlines Palm Beach Classic
^at West Palm Beach Audit.



Adrian Thomas

Yearly Results

UBASKETBALL

1989-90
Season Record: 13-15
Bill Foster, Head Coach

11/27 MD-Baltimore Co.	W	91-74
12/1 Baptist	W	77-67
12/6 Dayton	W	87-82
12/16 Alabama State	L	81-98
12/19 at Arizona	L	53-83
12/27 #Lehigh	L	59-83
12/29 #Boston College	L	60-69
1/1 at George Mason (OT)	W	101-91
1/6 at South Florida	L	77-93
1/10 Kansas	L	73-100
1/12 Brooklyn College	W	94-61
1/15 at Washington	L	67-83
1/18 Florida State (2OT)	W	101-97
1/20 Arizona State	L	58-82
1/27 at Notre Dame	L	60-107
1/31 at DePaul	L	48-76
2/3 Mercer	W	53-47
2/5 at North Carolina	L	74-87
2/10 at Davidson	W	72-64
2/12 DePaul	L	49-66
2/15 Cent. Connecticut St.	W	62-40
2/17 at Florida St.	L	73-92
2/19 Florida	W	62-59
2/21 at Providence	L	67-101
2/24 South Florida	W	81-73
2/27 Hartford	L	58-82
3/3 Tulane	W	93-60
3/6 Florida International	W	83-55

Season Totals: 2014-2132
 #-Eastern Airlines Palm Beach Classic

1990-91
Season Record: 9-19
Leonard Hamilton, Head Coach

11/23 George Mason	L	91-97
11/27 at Penn State	L	67-93
12/1 at Southern Cal	L	71-92
12/5 at South Florida	L	71-79
12/14 Georgia	L	60-78
12/17 Dartmouth	W	72-60
12/19 at SMU (2OT)	L	88-93
12/27 #Miami (Ohio)(2OT)	L	99-101
12/28 #Mississippi State	W	74-67
12/30 at Florida	L	60-62
1/3 at St. Joseph's (PA)	L	79-92
1/5 at West Virginia	L	67-71
1/9 Lehigh	W	99-67
1/12 Notre Dame	L	52-60
1/14 Lafayette	L	57-73
1/16 at Kansas	L	60-73
1/21 at Memphis State	L	72-80
1/25 Penn State	L	57-69
1/28 at Wake Forest	L	66-72
1/31 Northeastern	W	79-63
2/2 Davidson	W	79-67
2/6 St. Joseph's (PA)	W	87-64
2/9 Virginia Comm.	W	73-58
2/11 Memphis State (OT)	L	82-83
2/23 DePaul	L	53-66
2/25 South Florida	W	67-58
3/4 Florida International	W	87-65
3/6 at DePaul	L	58-75

Season Totals: 2027-2078
 #-Eastern Airlines Palm Beach Classic

1991-92
Season Record: 8-24
(1-17 BIG EAST)
Leonard Hamilton, Head Coach

11/23 Barry	L	91-97
11/25 Florida Atlantic	W	83-53
11/29 #Maine	W	62-57
11/30 #Eastern Kentucky	L	61-66
12/1 *Tennessee	W	72-60
12/6 Howard	L	55-64
12/20 Southern Methodist	L	60-69
12/23 at Arizona State	L	57-62
12/27 #Marshall	W	70-55
12/29 #George Washington	L	64-78
1/2 at Connecticut	L	62-85
1/4 at St. John's	L	69-83
1/7 at Seton Hall	L	52-64
1/11 at Syracuse	L	57-73
1/14 St. John's	W	45-42
1/18 Connecticut	L	58-77
1/21 Boston College	L	50-51
1/25 at Georgetown	L	40-60
1/29 at Pittsburgh	L	52-82
2/1 at Davidson	L	62-66
2/4 Pittsburgh	L	55-77
2/12 Providence	L	51-73
2/15 Georgetown	L	58-75
2/18 at Villanova	L	50-74
2/22 at Boston College	L	49-55
2/25 Villanova	L	50-61
2/29 Syracuse	L	63-68
3/2 Florida International	W	68-63
3/4 Seton Hall (OT)	L	82-90
3/7 at Providence	L	57-62
3/12 *Pittsburgh	W	83-71
3/13 *Georgetown	L	64-77

Season Totals: 1941-2160
 *San Juan Shootout
 #-Palm Beach Classic
 ^Big East Tournament

1992-93
Season Record: 10-17 (7-11 BIG EAST)
Leonard Hamilton, Head Coach

12/1 Florida International	L	64-72
12/4 Southwest Texas St.	L	57-60
12/7 at Seton Hall	L	56-65
12/11 Barry	L	81-64
12/19 Florida Atlantic	W	84-61
12/22 at Georgia	L	67-69
12/27 Southern California	L	66-86
12/29 UNC-Wilmington	L	73-88
1/2 Georgetown	W	80-69
1/6 at Pittsburgh	L	78-85
1/9 at Syracuse	L	81-89
1/16 at St. John's	L	74-78
1/19 Providence	L	75-66
1/23 Pittsburgh	L	84-86
1/26 Connecticut	W	80-65
1/30 at Villanova	L	69-82
2/4 Bethune-Cookman	W	78-54
2/6 Syracuse	W	81-74
2/10 Boston College	W	75-71
2/13 at Connecticut	L	72/88
2/16 at Providence	L	60-75
2/20 St. John's	W	82-77
2/23 Seton Hall	L	73-85
2/27 at Boston College	L	58-70
3/3 at Georgetown	L	64-82
3/6 Villanova	W	77-76
3/11 *Georgetown	L	40-67

Season Totals: 1929-2004
 *Big East Tournament, New York, NY

1993-94
Season Record: 7-20
(0-18 BIG EAST)
Leonard Hamilton, Head Coach

11/26 Florida Atlantic	W	85-53
12/1 UNC-Asheville	W	82-60
12/4 Florida A&M	W	91-47
12/7 Georgetown	L	47-61
12/10 Bethune-Cookman	W	82-54
12/17 Sam Houston State	W	73-58
12/19 at Buffalo	W	63-57
12/22 at Syracuse	L	52-81
12/29 Wagner	L	55-57
1/4 at Florida Atlantic	W	79-62
1/8 at Providence	L	59-81
1/12 at Pittsburgh	L	55-83
1/15 at Boston College	L	49-69
1/22 St. John's	L	63-75
1/26 Seton Hall	L	48-77
1/29 at Georgetown	L	40-77
2/1 Pittsburgh	L	71-80
2/5 at Connecticut	L	57-73
2/8 at St. John's	L	63-78
2/12 Villanova	L	58-77
2/16 Boston College	L	63-79
2/19 at Seton Hall	L	63-85
2/22 Connecticut	L	49-74
2/26 Providence	L	60-88
3/1 Syracuse	L	69-71
3/5 at Villanova	L	63-83
3/10 *Seton Hall	L	51-69

Season Totals: 1690-1909
 *Big East Tournament, New York, NY

1994-95
Season Record: 15-13
(9-9 BIG EAST)
Leonard Hamilton, Head Coach

11/25 Northeastern Illinois	W	66-48
11/28 Florida Atlantic	W	76-59
11/30 Robert Morris	W	66-51
12/6 Syracuse	L	65-83
12/10 Florida A&M	W	67-53
12/20 at Clemson	L	55-75
12/28 *UNLV	L	55-56
12/30 Fordham	W	55-43
1/2 at Seton Hall	L	54-72
1/7 at Georgetown	L	64-71
1/11 at St. John's	W	82-79
1/18 at Providence	W	81-75
1/21 Boston College	W	69-68
1/25 Villanova	L	62-92
1/28 at Syracuse	L	51-76
1/31 at Connecticut	L	57-82
2/4 Georgetown	W	67-61
2/7 at Villanova	L	63-73
2/11 Providence	W	69-63
2/13 St. John's	W	71-69
2/18 at Pittsburgh	L	61-67
2/22 Seton Hall	W	61-57
2/25 at Boston College (OT)	W	77-71
2/28 Pittsburgh (OT)	W	76-68
3/2 at Florida Atlantic	W	80-70
3/4 Connecticut	L	67-75
3/10 #vs. Georgetown	L	58-69
3/15 ^at Penn State	L	56-62

Season Totals: 1831-1888
 *-Orange Bowl Classic
 #-BIG EAST Tournament
 ^-National Invitational Tournament



Jonathan Stratton

Yearly Results

BASKETBALL

1995-96
Season Record: 15-13
(8-10 BIG EAST)
Leonard Hamilton,
Head Coach

11/24 Northeastern Illinois	W 81-58
11/27 at Florida Atlantic	W 76-56
12/2 Seton Hall	W 80-70
12/5 Villanova	L 68-70
12/9 Florida A&M	W 77-53
12/16 Winthrop	W 81-56
12/20 Florida Atlantic	W 61-51
12/23 Clemson	LOT 52-66
12/27 *vs. Tennessee	L 54-56
12/29 Columbia	W 69-62
1/3 Syracuse	W 75-66
1/6 at Connecticut	L 52-73
1/10 at Seton Hall	L 63-66
1/13 at Georgetown	L 67-72
1/20 Pittsburgh	W 66-57
1/23 Notre Dame	W 72-64
1/27 at Villanova	L 62-90
2/1 at Syracuse	L 51-72
2/6 West Virginia	W 68-65
2/10 Boston College	L 58-62
2/14 at Providence	L 54-77
2/17 at West Virginia	L 69-72
2/20 St. John's	W2OT 96-91
2/25 at Rutgers	L 55-71
2/28 at Notre Dame	W 71-59
3/2 Providence	W 66-59
3/6 *vs. Rutgers	W 77-67
3/7 *vs. Georgetown	L 62-92

Season Totals: 1883-1873
 *-Orange Bowl Classic
 ^-BIG EAST Tournament

1996-97
Season Record: 16-13
(9-9 BIG EAST)
Leonard Hamilton,
Head Coach

11/22 Buffalo	W 78-61
11/24 Florida Atlantic	W 83-74
11/29 at UNLV	L 43-55
12/3 St. John's	L 57-61
12/7 Syracuse	W 67-63
12/13 Hartford	W 74-58
12/18 Jacksonville	W 74-57
12/22 at Tennessee	L 65-78
12/28 *vs. DePaul	W 61-45
12/30 Lehigh	W 32-68
1/2 at Boston College	W 65-62
1/4 at Georgetown	W 69-67
1/8 at Pittsburgh	L 72-76
1/11 at Villanova	W 61-59
1/15 Providence	W 71-69
1/18 Georgetown	WOT 68-65
1/22 Connecticut	W 69-46
2/2 at Rutgers	L 59-60
2/5 Pittsburgh	W 78-63
2/8 Rutgers	W 53-50
2/10 at Seton Hall	W 61-51
2/15 at Connecticut	L 52-72
2/19 Boston College	L 57-59
2/22 at St. John's	L 73-77
2/25 at Notre Dame	L 60-69
3/1 West Virginia	L 54-82
3/5 *vs. St. John's	WOT 76-68
3/6 *vs. Georgetown	L 59-63
3/13 \$vs. Michigan	L 63-76

Season Totals: 1105-1126
 *-Orange Bowl Classic
 ^-BIG EAST Tournament
 \$-National Invitational Tournament

1997-98
Season Record: 18-10
(11-7 BIG EAST)
Leonard Hamilton,
Head Coach

11/14 at Southern Illinois	W 73-61
11/16 Florida Atlantic	W 69-47
11/21 UNC-Charlotte	W 89-72
11/24 Eastern Kentucky	W 86-64
11/29 at Jacksonville	W 74-70
12/2 Rutgers	W 63-55
12/6 Georgetown	W 66-56
12/12 Georgia State	W 80-64
12/22 at Memphis	W 65-57
12/27 *vs. Georgia Tech	L 61-69
12/31 at Seton Hall	W 78-65
1/3 at Pittsburgh	W 73-65
1/6 Connecticut	W 76-67
1/10 at West Virginia	L 84-98
1/13 at St. John's	L 64-73
1/18 at Syracuse	L 67-85
1/22 Villanova	W 78-63
1/28 at Boston College	W 67-57
1/31 at Villanova	L 75-78
2/4 Providence	W 64-54
2/10 Syracuse	L 63-72
2/14 Notre Dame	W 66-57
2/18 at Providence	L 57-59
2/22 at Notre Dame	W 65-59
2/24 Seton Hall	L 71-76
2/28 West Virginia	W 70-66
3/4 *vs. Georgetown	L 56-62
3/13 \$vs. UCLA	L 62-65

Season Totals: 1962-1836
 *-Orange Bowl Classic
 ^-BIG EAST Tournament
 \$-NCAA Tournament

1998-99
Season Record: 23-7
(15-3 BIG EAST)
Leonard Hamilton,
Head Coach

11/13 at Florida Atlantic	W 97-73
11/23 at UNC-Charlotte	L 59-66
11/27 Northern Iowa	W 78-69
12/5 at Kentucky	L 65-74
12/8 Boston College	W 77-64
12/11 Central Florida	W 66-56
12/18 at Georgia State	W 76-55
12/22 Memphis	W 80-64
12/27 *vs. Ohio State	W 72-64
12/30 at Georgetown	W 64-63
1/6 St. John's	W 84-79
1/9 Notre Dame	L 68-71
1/13 at Rutgers	W 74-62
1/16 at West Virginia	W 64-55
1/20 Connecticut	L 68-70
1/24 at Boston College	W 75-67
1/27 Seton Hall	W 77-71
1/30 at Pittsburgh	L 54-60
2/3 at St. John's	W 73-70
2/6 Georgetown	W 71-58
2/8 at Syracuse	W 76-63
2/13 at Providence	W 69-65
2/16 Villanova	W103-82
2/20 at Connecticut	W 73-71
2/23 Pittsburgh	W 85-52
2/27 Rutgers	W 68-63
3/4 *vs. Georgetown	W 65-54
3/5 *vs. St. John's	L 59-62
3/12 \$vs. Lafayette	W 75-54
3/14 \$vs. Purdue	L 63-73

Season Totals: 2178-1950
 *-Orange Bowl Classic
 ^-BIG EAST Tournament
 \$-NCAA Tournament

1999-00
Season Record: 23-11
(13-3 BIG EAST)
BIG EAST Regular Season Co-Champions
NCAA Sweet Sixteen
Leonard Hamilton,
Head Coach

11/19 at Central Florida	W 81-54
11/23 Monmouth	W 67-46
11/30 Bethune-Cookman	W102-75
12/4 at Memphis	L 72-82
12/7 UNC-Charlotte	L 65-75
12/11 Hartford	W 97-61
12/18 *vs. North Carolina	L 78-68
12/20 *vs. LA-Lafayette	L 60-66
12/21 *vs. Detroit Mercy	W 68-64
12/22 *vs. Illinois State	L 78-87
12/27 Florida Atlantic	W 89-52
12/29 Quinnipiac	W 80-66
1/5 West Virginia	W 66-58
1/8 Syracuse	L 55-67
1/11 at Seton Hall	W 71-64
1/15 at Georgetown	L 61-65
1/17 at Villanova	W 67-66
1/22 Boston College	W 62-54
1/25 at Notre Dame	W 63-49
1/29 Kentucky	L 57-60
2/1 Pittsburgh	W 64-60
2/5 at Rutgers	W 58-52
2/7 Georgetown	W 77-55
2/16 Providence	L 45-47
2/19 at Connecticut	W 63-57
2/22 at West Virginia	W 68-50
2/26 Notre Dame	W 55-52
2/29 at Pittsburgh	W 74-66
3/5 St. John's	W 74-70
3/9 \$vs. Notre Dame	W 61-58
3/10 \$vs. St. John's	L 57-58
3/17 #vs. Arkansas	W 75-71
3/19 #vs. Ohio State	W 75-62
3/24 #vs. Tulsa	L 71-80

Season Totals: 2346-2127
 *-Orange Bowl Classic
 ^-San Juan Shootout
 \$-BIG EAST Tournament
 #-NCAA Tournament



Brian Asbury

Yearly Results

UBASKETBALL

2000-01
Season Record: 16-13
(8-8 BIG EAST)
Perry Clark, Head Coach

11/18 at Florida Atlantic	W	76-59
11/21 Columbia	W	65-41
11/25 Northeastern	W	92-86
11/28 at Charlotte	L	63-95
12/4 at North Carolina	L	45-67
12/9 Central Florida	W	83-72
12/16 *vs. Nebraska	L	64-72
12/18 Eastern Illinois	W	83-73
12/21 Memphis	W	66-57
12/27 Lehigh	W	71-52
12/29 Tennessee-Martin	W	70-54
1/3 at Pittsburgh	L	51-62
1/7 Boston College	L	72-73
1/10 at Virginia Tech	L	74-85
1/13 at Boston College	L	73-82
1/16 at Providence	W	78-64
1/20 Connecticut	W	77-74
1/22 at St. John's	LOT	63-67
1/28 Providence	L	70-80
2/1 Seton Hall	W	72-66
2/6 Virginia Tech	W	86-61
2/10 St. John's	L2OT	79-85
2/13 at Syracuse	W	68-57
2/17 at Villanova	W	80-62
2/24 at Connecticut	L	53-60
2/28 West Virginia	W	73-66
3/3 Villanova	W	65-53
3/7 *vs. Pittsburgh	L	69-78
3/14 *vs. Auburn	L	58-60

Season Totals: 2039-1963
 *Orange Bowl Classic
 ^BIG EAST Championship
 #National Invitation Tournament

2001-02
Season Record: 24-8
(10-6 BIG EAST)
Perry Clark, Head Coach

11/18 *vs. Eastern Michigan	W	93-56
11/19 *vs. AL-Birmingham	W	81-79
11/20 *vs. Clemson	W	67-65
11/24 Lafayette	W	79-69
11/26 Florida Atlantic	W	74-48
11/29 Howard	W	87-71
12/3 Florida International	W	77-59
12/8 at Texas A&M	W	64-55
12/15 *vs. Indiana	W	58-53
12/18 Florida A&M	W	90-62
12/22 Charlotte	W	64-56
12/27 at Louisiana State	W	68-61
12/30 St. Francis (PA)	W	71-48
1/2 at Georgetown	W	79-71
1/5 at Connecticut	L	75-76
1/8 at St. John's	L	60-71
1/12 at Virginia Tech	W	77-68
1/15 Pittsburgh	W2OT	76-69
1/19 Providence	WOT	102-96
1/24 Villanova	W	76-58
1/29 Boston College	L	65-70
2/2 Connecticut	W	68-66
2/5 at Villanova	W	65-56
2/10 at Boston College	L	63-76
2/13 St. John's	W	79-56
2/17 at Rutgers	L	61-64
2/23 Notre Dame	L	77-90
2/26 at Providence	W	81-65
3/2 Virginia Tech	W	83-77
3/7 *vs. Georgetown	W	84-76
3/8 *vs. Pittsburgh	L	71-76
3/14 *vs. Missouri	L	80-93

Season Totals: 2395-2156
 *Virgin Islands Paradise Jam
 ^Orange Bowl Classic
 #BIG EAST Championship
 %-NCAA Tournament

2002-03
Season Record: 11-17
(4-12 BIG EAST)
Perry Clark, Head Coach

11/23 New Hampshire	W	93-58
11/26 Texas A&M	W	78-72
11/30 Savannah State	W	91-57
12/3 at Florida Atlantic	LOT	73-74
12/8 at Florida State	L	55-72
12/15 at Charlotte	L	64-69
12/18 Arkansas-Pine Bluff	W	79-42
12/21 *vs. Florida	L2OT	93-94
12/27 at Central Florida	W	62-51
12/30 Lehigh	W	68-62
1/4 North Carolina	WOT	64-61
1/7 at West Virginia	L	63-68
1/11 at Connecticut	LOT	80-83
1/18 at Seton Hall	L	53-76
1/20 Connecticut	W	77-76
1/26 Syracuse	L	49-54
1/29 Providence	W	60-57
2/2 at St. John's	L	74-77
2/8 Villanova	LOT	67-72
2/11 Virginia Tech	W	85-65
2/15 at Boston College	L	65-76
2/18 at Providence	L	63-73
2/22 Georgetown	L	72-74
2/25 at Villanova	L	56-75
3/1 Boston College	L	68-72
3/5 at Virginia Tech	W	79-71
3/8 St. John's	L	73-76
3/12 *vs. Seton Hall	L	52-67

Season Totals: 1956-1924
 *Orange Bowl Classic
 ^BIG EAST Championship

2003-04
Season Record: 14-16
(4-12 BIG EAST)
Perry Clark, Head Coach

11/21 *Lubbock Christian	W	86-66
11/23 *Louisiana-Monroe	W	78-60
11/25 **vs. Rhode Island	L	53-54
11/26 **vs. Bradley	L	82-83
12/2 Stetson	W	91-70
12/6 Florida International	W	89-72
12/9 UMBC	W	61-52
12/14 Florida State	L	58-67
12/20 *vs. Temple	W	72-66
12/22 North Carolina A&T	W	81-62
12/27 Florida Atlantic	W	76-51
12/30 IPFW	W	75-52
1/3 Savannah State	W	105-65
1/7 at North Carolina	L	64-89
1/10 Pittsburgh	L2OT	84-80
1/14 at St. John's	W	70-64
1/17 at Virginia Tech	W	65-59
1/21 Rutgers	W	73-63
1/25 Villanova	L	69-76
1/28 at Notre Dame	L	62-72
1/31 Georgetown	LOT	80-87
2/4 at Rutgers	LOT	70-72
2/7 at Georgetown	L	64-80
2/11 Boston College	LOT	72-74
2/14 Syracuse	L	74-91
2/18 at Connecticut	L	63-76
2/21 at Providence	L	57-70
2/24 Seton Hall	L	66-76
3/2 at Villanova	W	59-56
3/6 West Virginia	L	53-58

Season Totals: 2148-2067
 *Las Vegas Tournament (Coral Gables, Fla.)
 **Las Vegas Tournament (Las Vegas, Nev.)
 ^Orange Bowl Classic

2004-05 Season
Record: 16-13
(7-9 ACC)
Frank Haith, Head Coach

11/20 Wofford	W	67-64
11/23 South Carolina State	L	50-60
11/27 *vs. Xavier	LOT	70-83
11/29 Florida Atlantic	W	84-68
12/4 at Florida	W	72-65
12/7 at Florida International	W	80-67
12/12 Massachusetts	W	80-53
12/18 Stetson	W	81-50
12/23 Tennessee Tech	W	69-57
12/30 Appalachian State	W	80-63
1/2 Norfolk State	W	76-58
1/6 at Georgia Tech	L	69-80
1/9 North Carolina State	W	67-66
1/12 at Virginia	W	91-80
1/15 Florida State	W	64-63
1/19 Duke	L	83-92
1/22 at North Carolina	L	67-87
1/26 Clemson	W	69-65
1/29 at Wake Forest	L	82-94
2/2 Virginia Tech	L	63-73
2/5 Maryland	WOT	75-73
2/12 at Clemson	W	83-77
2/15 Wake Forest	L	63-68
2/19 at Virginia Tech	L	58-71
2/22 at Florida State	W	65-49
2/26 Georgia Tech	L	72-76
3/3 at Duke	L	59-83
3/10 %vs. Virginia	L65-66	3/15
*at South Carolina	L	67-69

Season Totals: 2071-2020
 #- MetroPCS Orange Bowl Basketball Classic
 %- ACC Tournament (Washington, D.C.)
 ^- NIT First Round (Columbia, S.C.)



Anthony King

Yearly Results

U BASKETBALL

**2005-06 Season
Record: 18-16
(7-9 ACC)
Frank Haith, Head Coach**

11/13 vs Texas-Arlington	W 76-65
11/14 vs Air Force	L 53-57z
11/15 vs Wisc.-Green Bay	W 80-54
11/19 Morgan State	W 83-51
11/22 North Carolina A&T	W 87-62
11/27 at Temple	L 56-73
11/29 at Michigan	L 53-74
12/03 Birmingham-Southern	W 82-55
12/10 Wofford	W 71-40
12/18 *at NC State	L 69-81
12/22 Florida	L 67-77
12/27 Stetson	W 65-56
12/31 #vs Louisville	L 43-58
01/02 Sacred Heart	W 63-57
01/07 *Maryland	W 84-70
01/14 *at North Carolina	W 81-70
01/18 *Clemson	W 62-38
01/21 *Boston College	L 61-65
01/24 *at Virginia	L 51-71
01/29 *at Florida State	WOT 84-78
01/31 *Wake Forest	W 78-69
02/04 *at Georgia Tech	W 70-53
02/08 *North Carolina State	L2OT 77-86
02/12 *North Carolina	L 70-80
02/16 *at Boston College	L 54-65
02/19 *at Duke	L 71-92
02/22 *Virginia Tech	W 70-59
03/01 *at Maryland	L 61-65
03/05 *Florida State	L 64-67
03/09 %vs Clemson	W 66-63
03/10 %vs Duke	L 76-80
03/15 *Oklahoma State	W 62-59
03/20 *at Creighton	W 53-52
03/22 ^at Michigan	L 65-71

Season Totals 2308-2213
 * - Atlantic Coast Conference game
 # - MetroPCS Orange Bowl Basketball Classic
 % - ACC Tournament, Greensboro, N.C.
 ^ - National Invitational Tournament

**2006-07 Season
Record: 12-20
(4-12 ACC)
Frank Haith, Head Coach**

11/11 Florida International	W 73-50
11/14 Alcorn State	W 96-57
11/17 at Evansville	W 74-69
11/18 vs. Buffalo	L 57-60
11/19 vs. Cleveland State	L 67-78
11/25 Lafayette	W 98-66
11/28 #at Northwestern	L 59-61
12/03 *Georgia Tech	W 90-82
12/09 Lehigh	W 79-58
12/11 Mississippi State	L 52-70
12/16 Stetson	W 89-64
12/20 Binghamton	L 74-79
12/23 at Louisville	L 59-82
12/30 vs. Nebraska	L 67-82
1/2 at Massachusetts	W 72-71
1/6 *Wake Forest	L 58-59
1/10 *at Maryland	W 63-58
1/14 *Duke	L 63-85
1/16 *at Boston College	L 63-82
1/20 *at Florida State	L 67-86
1/23 *Virginia Tech	L 85-92
1/31 *at North Carolina	L 64-105
2/3 *at Virginia	L 70-81
2/7 *Boston College	L 68-75
2/10 *NC State	W 80-65
2/17 *at Wake Forest	L 69-74
2/21 *Virginia	W 68-60
2/24 *at Virginia Tech	L 57-73
2/28 *at Clemson	LOT 70-74
3/3 *Florida State	LOT 90-98
3/8 %vs. Maryland	W 67-62
3/9 %vs. Boston College	LOT 71-74


Season Totals 2279-2332
 * - Atlantic Coast Conference game
 ! - American Youth Classic, Evansville, Ill.
 # - ACC/Big Ten Challenge
 \$ - Orange Bowl Classic, Miami, Fla.
 % - ACC Tournament, Tampa, Fla.



Anthony King

RECORDS

NIKEBASKETBALL.COM



FIVE MUST SUMMON IT.
AND WHEN IT'S TASTED ENOUGH
BLOOD, SWEAT AND TRUST,
IT AWAKENS.

TOGETHER YOU MAKE THE
**BEAUTIFUL
MONSTER**

ADRIAN THOMAS



MEDIA

Sports Information

The offices are located in the Hecht Athletic Center at 5821 San Amaro Drive on the Coral Gables Campus. The BankUnited Center is the home of UM basketball. A media workroom is available in the UM SID offices and the BankUnited Center.

Mailing Address

University of Miami
Sports Information Dept.
P.O. Box 248167
Coral Gables, FL 33124

Street Address

University of Miami
Sports Information Dept.
5821 San Amaro Drive
Coral Gables, FL 33146
OFFICE PHONE: (305) 284-3244
FAX PHONE: (305) 284-2807

Interview Policy

All interviews with UM players and coaches should be scheduled through the Sports Information Office. Players and coaches are available for interviews prior to the start of practice upon request. There will be no player and coach interviews on gamedays.

Post-Game Interviews

Miami players and Head Coach Frank Haith will retire to the locker room immediately following each game for a 10-minute cooling off period. Following the meeting, Coach Haith will conduct his post-game radio show prior to addressing the media in the media interview room. Following his post-game radio show, Coach Haith and requested Hurricane players will address the media in the interview room. Members of the media requiring specific players are instructed to inform a UM SID representative of their request.

Photographers

NCAA rules limit the shooting access areas to behind the baselines only. No photographers will be permitted to shoot along the sideline or bench areas. Photo requests should be made in writing at least one week in advance on letterhead stationery. Direct all requests to Assistant Sports Information Director Scott Moody (smoody@miami.edu).

Press Credentials

Credentials for UM home games are to be used by the working media only and should be requested in writing at least one week in advance on letterhead stationery. Direct all requests to Assistant Sports Information Director Scott Moody (smoody@miami.edu).

Telephones/Wireless Internet

Five complementary phone lines and wireless internet access will be available for media use in the Media Work Room. It is recommended that media with deadline concerns order phone lines. For BankUnited Center phone lines contact Valeria Henderson with Global Spectrum at 305-284-8244. Media who order lines are reminded to bring telephones with them to the arena.

Parking

Media parking for University of Miami home games is located on the fifth floor of the Ponce de Leon Parking Garage located on the corner of Dickinson Drive and Ponce de Leon Boulevard. There is no charge for media parking.

Statistics/Services

Complete game statistics including play-by-play will be available at all UM home games. In-game statistics are available to radio and television announcers via television monitors on press row. A meal is served approximately 90 minutes prior to tipoff.

Practice Attendance

Working media may attend the first 30 minutes of select practices upon request. Media scheduled to attend practice should first check in at the SID Office. The UM locker room, dorms, weight room and training room are off limits to the media.

Tickets

Contact the UM Ticket Office at 1-800-GO-CANES or (305) 284-CANES to order game tickets.

Web Site

The latest information on the Hurricanes can be found on the Athletic Department web site at www.hurricanesports.com.



Mark Pray Assistant Athletic Director for Communications

Mark Pray is in his seventh year as Assistant Athletic Director for Communications at the University of Miami. Pray oversees the athletic department's sports media relations efforts, as well as serving as the primary liaison with the department's broadcast partners.

Pray came to Miami in May, 2001, after serving four years as Director of Media Relations for the WNBA (Women's National Basketball Association) and most recently as Director of Communications Projects for the NBA. In 1988, Pray was named as the first Director of Media Relations for the Miami Heat, a position he held until being promoted to Vice President for Communications in 1995. In his capacity as Vice President for Communications, Pray oversaw the Heat's media relations, community relations and broadcast departments.

Pray received an undergraduate degree in journalism from Kansas State and a master's degree in sports administration from Ohio University.



Scott Moody Assistant Sports Information Director

Scott Moody is in his fourth year as an Assistant Sports Information Director and his fifth year as a member of the University of Miami Sports Media Relations Office. As the primary media relations contact for the UM men's basketball, men's and women's track and field, men's and women's cross country and women's golf team, Moody's responsibilities include coordinating all interactions with coaches and student-athletes with national and local media.

Additionally he assists with day-to-day duties such as the production of UM publications, the compilation of statistics and the maintenance of information on HurricaneSports.com.

Moody joined the UM Sports Media Relations Office in July of 2003 as an intern serving as the media relations contact for volleyball, rowing, men's tennis and men's and women's swimming and diving. In August of 2004, he accepted his current position of Assistant Sports Information Director and served as the media relations contact for women's basketball, soccer and men's tennis until January of 2007.

A native of Dillon, S.C., Moody graduated from the University of South Carolina in 2004 with a degree in sport and entertainment management and served as a student assistant in the South Carolina Sports Information Office prior to coming to Miami.

Sports Information Staff



Margaret Belch
Assistant Sports
Information Director



Robert Dunning
Assistant Sports
Information Director



Rick Korch
Football Sports
Information Director



Kerwin Lonzo
Assistant Sports
Information Director



Jessica Mendoza
Staff Associate



Etta Schaller
Publications Coordinator

U BASKETBALL

WQAM Broadcast Team



Joe Zagacki



Josh Darrow



Brian London

Hurricane Sports Network

The University of Miami has teamed with Learfield Communications to form the Hurricane Sports Network.

Miami men's basketball games can be heard on Sports Talk Radio, WQAM (560 AM).

Miami's radio broadcast team is headed by the "Voice of the Hurricanes" Joe Zagacki. Zagacki, who returned in 1999 for his second stint as a member of the Hurricanes' broadcast team, enters his fifth season as the play-by-play voice. Prior to taking over the play-by-play duties, Zagacki served as analyst for Hurricane games from 1999-2002.

Zagacki brings a wealth of experience to the Hurricanes broadcasts being part of the South Florida market for 23 years and at WQAM for the past 12 years. Zagacki also handles play-by-play duties for Miami football and baseball games.

The second member of the Hurricanes' broadcast team is Josh Darrow who enters his sixth season as color analyst. Darrow has been with WQAM since 1995 and currently serves as the program director.

Rounding out the broadcast team is Brian London who serves as studio host for men's basketball. In addition, the 1998 University of Miami graduate also serves as sideline reporter at UM football games and does play-by-play for Miami baseball games.

Spanish Radio

Several University of Miami men's basketball games will be broadcast in Spanish during the season. Spanish listeners can hear games through the Hurricane Sports Network on WRHC (1550 AM). Roly Martin will handle play-by-play duties and Joe Martinez will provide color analysis.

Student Radio

WVUM (90.5 FM), the University of Miami student radio station which can be heard throughout Dade County, will carry several basketball games this season.

Hurricane Hotline

WQAM will also serve as the home for Hurricane Hotline, a two-hour call-in radio show broadcast every week during the season featuring Coach Frank Haith and his guests. Joe Zagacki will serve as the host of the program.

The Frank Haith Show

FSN Florida will carry a half-hour show every Saturday beginning in January. The show will be hosted by Joe Zagacki.

The program will feature Coach Frank Haith, highlights of the previous week, a preview of the upcoming week, player interviews and features.

MEDIA

ACC Media Services

Log onto The ACC at www.theacc.com

The Atlantic Coast Conference official web site can be accessed by visiting www.theacc.com. Basketball information is updated with new materials daily including standings, statistics, game previews, notes and other information. Links to each ACC school's athletic department home page are also located on this site. TheACC.com is also the site for the instant replay of the league's head coaches teleconference every Monday afternoon during the season.

ACC Coaches Teleconference

The 12 ACC basketball coaches will be featured on nine Monday teleconferences during the 2006-07 season. The season's first teleconference will take place on Monday, January 8, and continue through Monday, March 5. Each coach will have 10 minutes to make an opening statement and answer questions. There will be an instant replay of each teleconference on the Conference's internet site TheACC.com each Monday afternoon.

ACC Coaches Teleconference Schedule

Al Skinner	
Boston College	10:30 a.m.
Oliver Purnell	
Clemson	10:40 a.m.
Mike Krzyzewski	
Duke	10:50 a.m.
Leonard Hamilton	
Florida State	11:00 a.m.
Paul Hewitt	
Georgia Tech	11:10 a.m.
Gary Williams	
Maryland	11:20 a.m.
Frank Haith	
Miami	11:30 a.m.
Roy Williams	
North Carolina	11:40 a.m.
Sidney Lowe	
NC State	11:50 a.m.
Dave Leitao	
Virginia	12:00 p.m.
Seth Greenberg	
Virginia Tech	12:10 p.m.
Dino Gaudio	
Wake Forest	12:20 p.m.

ACC Sports Information Men's Basketball Contacts

ACC	Brian Morrison
	bmorrison@theacc.org
Boston College	Dick Kelley
	kellejri@bc.edu
Clemson	Philip Sikes
	philips@clemson.edu
Duke	Matt Pizga
	plizga@duke.edu
Florida State	Chuck Walsh
	cwalsh@mailier.fsu.edu
Georgia Tech	Mike Stamus
	mstamus@at.gtaa.gatech.edu
Maryland	Jason Yaman
	jyaman@umd.edu
Miami	Scott Moody
	smoody@miami.edu
North Carolina	Steve Kirschner
	skirschner@uncaa.unc.edu
NC State	Brian Reinhardt
	brian_reinhardt@ncsu.edu
Virginia	Rich Murray
	rjm4e@virginia.edu
Virginia Tech	Bill Dyer
	wdyer@vt.edu
Wake Forest	Steve Shutt
	shuttsj@wfu.edu



LOCAL NEWSPAPERS

Boca Raton News
5801 North Congress Ave.
Boca Raton, FL 33487
(561) 893-6633
(561) 893-6677 fax

Coral Gables Gazette
P.O. Box 143667
Coral Gables, FL 33114
(305) 460-9010
(305) 460-9020 fax

Diario Las Americas
2900 NW 39 Street
Miami, FL 33142
(305) 633-3341
(305) 635-7668 fax

El Nuevo Herald
One Herald Plaza
Miami, FL 33132
(305) 376-3549
(305) 376-2234 fax

South Florida Sun-Sentinel
200 East Las Olas Blvd.
Fort Lauderdale, FL 33301
(954) 356-4635
(954) 356-4566 fax

La Nacion
5121 SW 128 Ct.
Miami, FL 33175
(305) 221-6955
(305) 262-6955 (fax)

Miami Herald
One Herald Plaza
Miami, FL 33132
(305) 376-2387
(305) 376-2295 (fax)

Miami Times
900 NW 54 St.
Miami, FL 33127
(305) 694-6216
(305) 757-5770 fax

Palm Beach Post
2751 S. Dixie Hwy
West Palm Beach, FL 33405
(561) 820-4440
(561) 820-4481 (fax)

South Dade News Leader
P.O. Box 900340
Homestead, FL 33090
(305) 245-2311
(305) 248-0596 fax

STATE NEWSPAPERS

Bradenton Herald
102 Manatee Avenue West
Bradenton, FL 34205
(941) 748-0411
(941) 745-7097 fax

Daytona Beach News
P.O. Box 2831
Daytona Beach, FL 32120
(386) 252-1511
(386) 253-8433 fax

Florida Times Union
P.O. Box 1949
Jacksonville, FL 32231
(904) 359-4246
(904) 359-4147 fax

Florida Today/USA Today
P.O. Box 419000
Melbourne, FL 32941
(800) 633-8449
(321) 242-6620 fax

Fort Myers News-Press
2442 Dr. Martin Luther King, Jr. Blvd.
Fort Myers, FL 33901
(239) 335-0200
(239) 334-0708 fax

Gainesville Sun
P.O. Box 147147
Gainesville, FL 32614-7147
(352) 374-5055
(352) 338-3131 fax

Lakeland Ledger
P.O. Box 408
Lakeland, FL 33802
(863) 802-7551
(863) 802-7812 fax

Naples Daily News
1075 Central Ave
Naples, FL 34102
(239) 263-4790
(239) 263-4816 fax

Orlando Sentinel
633 N. Orange Avenue
Orlando, FL 32801
(407) 420-5668
(407) 420-5069 fax

Sarasota Herald Tribune
P.O. Box 1719
Sarasota, FL 34230
(813) 259-8148
(813) 259-7676 fax

St. Pete Times
P.O. Box 1121
St. Petersburg, FL 33731
727-893-8123
727-893-8782 fax

Stuart News
P.O. Box 9009
Stuart, FL 34995
772-221-4233
722-221-4246 fax

Tallahassee Democrat
277 N. Magnolia Drive
Tallahassee, FL 32301
(850) 599-2167
(850) 599-2301 fax

Tampa Tribune
P.O. Box 191
Tampa, FL 33601
813-259-7655
813-259-7676 fax

LOCAL TELEVISION

Miami

WFOR Channel 4 (CBS)
8900 NW 18 Terrace
Miami, FL 33172
(305) 639-4516
(305) 639-4688 fax

WPLG Channel 10 (ABC)
3900 Biscayne Blvd.
Miami, FL 33137
(305) 325-2485
(305) 325-2480 fax

WSVN Channel 7 (FOX)
1401 79 St. Causeway
Miami, FL 33141
(305) 795-2719
(305) 795-2746 fax

WTVJ Channel 6 (NBC)
15000 SW 27 St.
Miramar, FL 33027
(954) 622-6350
(954) 622-6107 fax

WLTU Channel 23 (Univision)
9405 NW 41 St.
Miami, FL 33178
(305) 471-4234
(305) 471-4236 fax

WSCV Channel 51 (Telemundo)
15000 SW 27 St.
Miramar, FL 33027
954-622-7676
954-622-6107 fax

Palm Beach

WPTV Channel 5 (NBC)
1100 Banyon Blvd.
West Palm Beach, FL 33401
(561) 655-5455
(561) 653-5719 fax

WPEC Channel 12 (CBS)
1100 Fairfield Drive
West Palm Beach, FL 33407
(561) 881-0737
(561) 881-0731 fax

REGIONAL TELEVISION

FOX Sports Net Florida
1550 Sawgrass Corporate Parkway,
Suite 350
Sunrise, FL 33323
(954) 845-9994
(954) 845-0620 fax

Sun Sports
North 390 Orange Ave.
Suite 1075
Orlando, FL 32801
(407) 648-1150
(407) 245-2571 fax

U BASKETBALL

LOCAL RADIO

The Ticket (790 AM)
20450 NW 2nd Ave
Miami, FL 33169
(305) 653-8811
(305) 521-1416 fax

WAQI (710 AM)
800 Douglas Road
Suite 111
Coral Gables, FL 33134
(305) 447-1140
(305) 642-7676 fax

WIOD (WZTA-FM 94.9 Zeta)
7601 Riviera Blvd.
Miramar, FL 33023
(866) 610-6397
(954) 862-4012 fax

WINZ (940 AM)
Fox Sports Radio
7601 Riviera Boulevard
Miramar, FL 33023
(866) 610-6397
(954) 862-4012 fax

WMBM (1490 AM)
13242 NW 7th Ave
Miami, FL 33168
(305) 769-1100
(305) 769-9975 fax

WQAM (560 AM)
20295 NW 2nd Ave
Miami, FL 33169
(305) 653-6796
(305) 650-0181

WQBA (1140 AM)
800 S. Douglas Road
Suite 111
Coral Gables, FL 33134
(305) 447-1140
(305) 441-2454 fax

WSCV/WSBR (740 AM)
6699 N. Federal Hwy
Boca Raton, FL 33487
(561) 997-0074
(561) 997-0476 fax

WSUA (1260 AM)
2100 Coral Way
Suite 200
Miami, FL 33145
(305) 285-1260
(305) 858-5907 fax

WIRE SERVICES

Associated Press
9100 NW 36 St.
Suite 104
Miami, FL 33178
(305) 594-5825
(305) 594-9265 fax

Reuters
777 Brickell Ave.
Suite 700
Miami, FL 33131
(305) 374-5013
(305) 358-6317 fax

NATIONAL MEDIA

CBS Sportsline.com
2200 West Cypress Creek Rd.
Fort Lauderdale, FL 33309
(954) 351-2120
(954) 489-4191 fax

ESPN
ESPN Plaza
Bristol, CT 06010
(860) 766-2000
(860) 766-2422 fax

ESPN The Magazine
19 East 34th Street
New York, NY 10016
(212) 515-1008
(212) 515-1290 fax
(212) 515-1062

The Sporting News
10176 Corporate Square Dr.
Suite 200
St. Louis, MO 63132
(314) 993-7711
(314) 997-0765 fax

Sports Illustrated
135 West 50th Street
New York, NY 10020
(212) 522-8473
(212) 522-0747 fax

UM RELATED MEDIA & UM STUDENT MEDIA

CaneSport
2525 Embassy Drive South Suite 7
Cooper City, FL 33026
(954) 432-3211
(954) 432-5504 fax

Canes Time Magazine
Citadel Publishing
P.O. Box 284
Chagrin Falls, OH 44022
(924) 321-1770

Accord Productions
2140 South Dixie Highway
Suite 301
Miami, Florida 33133
(305) 856-1245
(305) 856-9101 fax

The Miami Hurricane
University Center
P.O. Box 248132
Coral Gables, FL 33124
(305) 284-2016
(305) 284-4404 fax

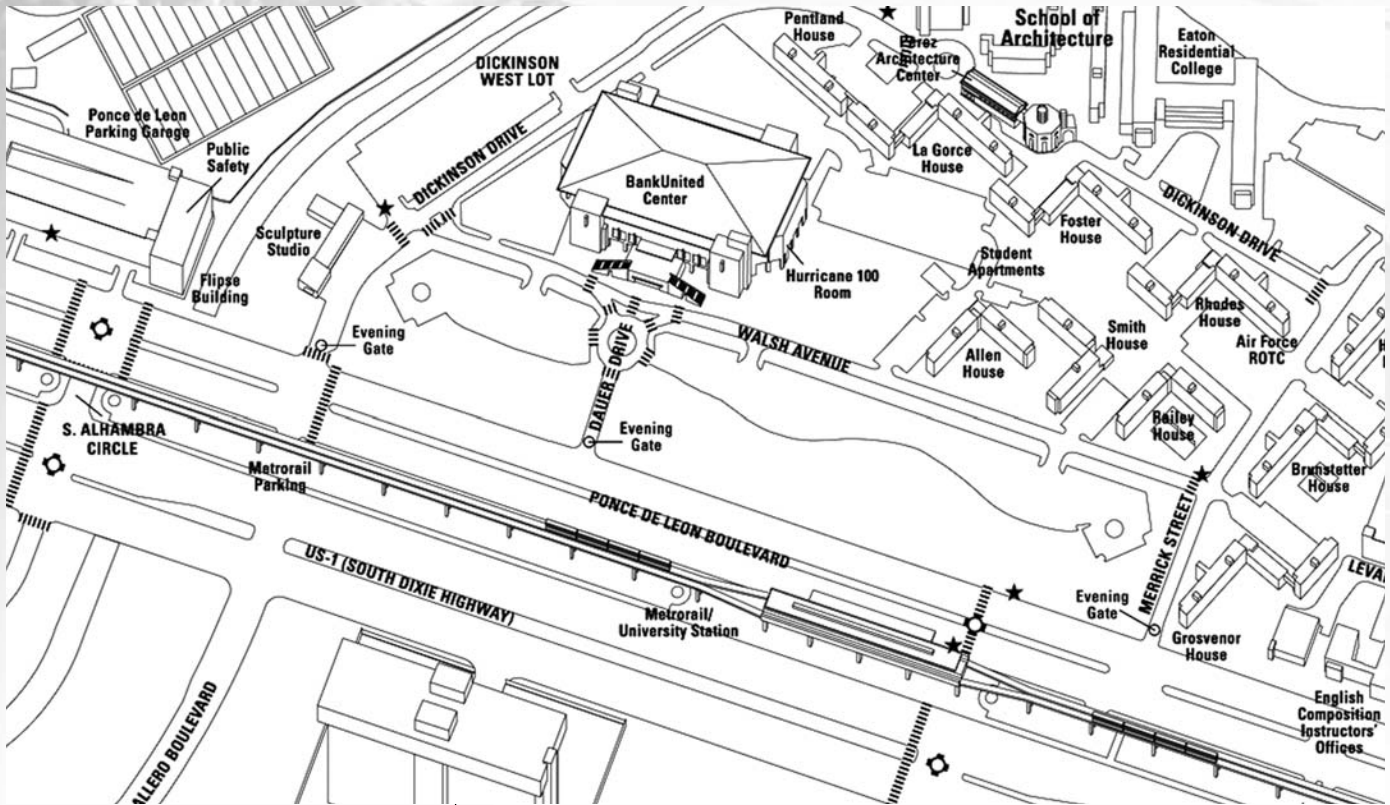
The Ibis Yearbook
University Center
P.O. Box 248132
Coral Gables, FL 33124
(305) 284-6385
(305) 284-4404 fax

UMTV
Cable Studio Building
P.O. Box 248127
Coral Gables, FL 33124
(305) 284-8688
(305) 284-5226 fax

WVUM
1306 Stanford Dr. (UC 110)
P.O. Box 248191
Coral Gables, FL 33124
(305) 284-3131
(305) 284-3132 fax



Dick Vitale and John Saunders prepare to announce a Hurricane game for ESPN.



From North & the City

Take I-95 south until it becomes US 1. Continue south on US 1 to SW 57 Ave. (a.k.a. Red Rd.). Turn right onto SW 57 Ave. Make another immediate right turn onto Ponce de Leon Blvd. Turn left onto Dickinson Drive. The Convocation Center will be on your right.

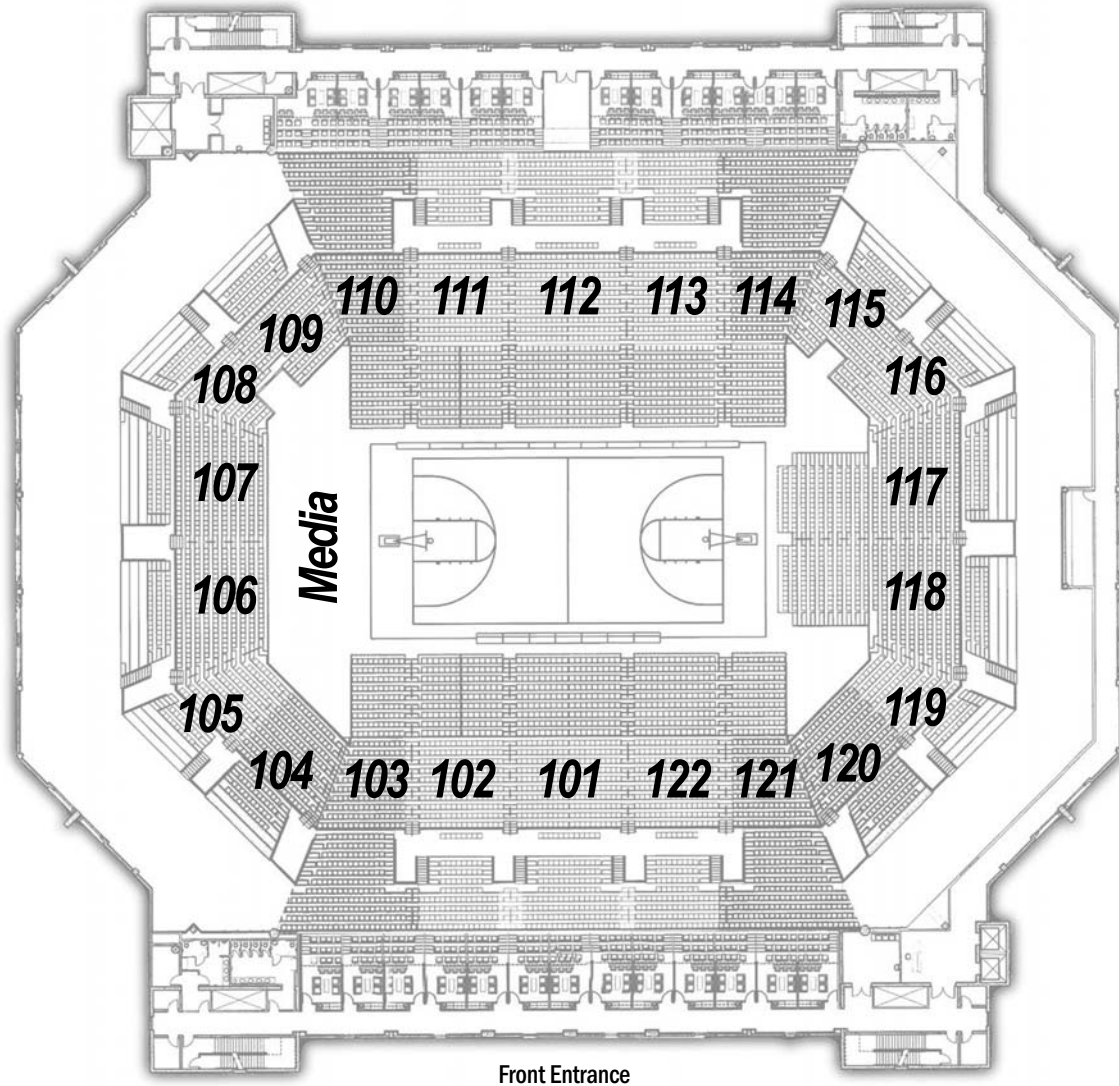
From West & Route 826 East (a.k.a Palmetto Expressway)

Take Rt. 826 and exit at Miller Rd. (a.k.a. S.W. 56 St.). Turn east (left if travelling from the north and right if travelling from the south) and continue until the road dead ends at the University and San Amaro Drive. Turn right onto San Amaro Drive. Continue on San Amaro Drive until you reach Ponce de Leon Boulevard. Make a left onto Ponce de Leon Boulevard and then another left onto Dickinson Drive. The Convocation Center will be on your right.

From Miami Airport

Take Exit marked Coral Gables and LeJeune Rd. Go south on LeJeune Rd. until it intersects Ponce de Leon Blvd. and turn right. Proceed 1.5 miles and turn right onto Dickinson Drive. The Convocation Center will be on your right.





Season Ticket Prices

General Admission	\$99
Family Plan	\$475
<i>Two Adults and Three Children</i>	
Ibis Alley	\$229
Players	\$295
Side Court	\$329
Hurricane Club	\$368
All-Star	\$480
<i>Donation (\$112), Tickets (\$368)</i>	
Champions	\$650
<i>Donation (\$282), Tickets (\$368)</i>	
Hurricane 100	\$1,643
<i>Donation (\$1,275), Tickets (\$368)</i>	
Floor	\$3,075
<i>Donation (\$1,275), Tickets (\$1,800)</i>	

Single Game Ticket Prices

General Admission	\$10
Family Plan	\$10
Ibis Alley	\$15
Players	\$19
Side Court	\$22
Hurricane Club	\$24
AllStar	\$31
Champions	\$42
Hurricane 100	\$75
Floor	\$100

Where to Stay, What to Do

Downtown/Brickell

Miami's dramatic skyscrapers, ultramodern hotels and international financial district reflect the developing dynamics of Miami's core. Visitors should stop by the popular Bayside Marketplace, an entertainment complex located on the bay.

- Biscayne Bay Marriott (305) 374-3900
1633 North Bayshore Drive, Miami
- Hyatt Regency Downtown (305) 358-1234
400 S.E. 2 Ave., Miami
- Wyndham Garden (305) 374-0000
1601 Biscayne Boulevard, Miami
- Sheraton Biscayne Bay (305) 373-6000
495 Brickell Avenue, Miami

Coral Gables and Coconut Grove

Near UM's campus, Coral Gables features some of the region's finest boutiques and gourmet restaurants. Coconut Grove has elegant restaurants that blend with casual outdoor cafes. Located in the heart of this vibrant neighborhood is CocoWalk, the new open-air retail and entertainment center.

- The Biltmore (305) 445-1926
1200 Anastasia Avenue, Coral Gables
- The Omni Colonnade (305) 441-2600
180 Aragon Avenue, Coral Gables
- Dadeland Marriott (305) 670-1035
9090 S. Dadeland Boulevard, Miami
- Doubletree (305) 858-2500
2649 S. Bayshore Drive, Coconut Grove
- Grand Bay (305) 858-9600
2669 S. Bayshore Drive, Coconut Grove
- Grove Isle Yacht & Tennis Club (305) 858-8300
4 Grove Isle Drive, Coconut Grove
- Holiday Inn-University (305) 667-5611
1350 S. Dixie Highway, Coral Gables
- Hyatt Regency Coral Gables (305) 441-1234
50 Alhambra Plaza, Coral Gables

Miami Beach

South Miami Beach is a neighborhood on the move. Renovated hotels along Ocean Drive and in the Art Deco Historic District have captured national praise. Throughout the area, open-air cafes feature dishes from every culture.

- Sheraton Bal Harbour (305) 865-7511
9701 Collins Avenue, Miami Beach
- Eden Roc Resort & Spa (305) 672-6224
4525 Collins Avenue, Miami Beach

Hotels-Airport

- Airport Hilton (305) 262-1000
5101 Blue Lagoon Drive, Miami
- Airport Marriott (305) 649-5000
1201 N.W. LeJeune Road, Miami
- Crown Sterling Suites (305) 634-5000
3974 N.W. South River Drive, Miami Springs
- Sheraton Miami Mart (305) 261-3800
711 N. W. 72 Avenue, Miami
- Sheraton River House (305) 871-3800
3900 N.W. 21 Street, Miami

Others

- Doral Hotel & Country Club (305) 592-2000
4400 N.W. 87 Avenue, Miami
- Don Shula's Hotel (305) 821-1150
15255 Bull Run Road, Miami Lakes
- Don Shula's Golf Club (305) 821-1150
7601 Miami Lakes Drive, Miami Lakes

Airlines

- American 1-800-433-7300
- Continental (305) 871-1400
- Delta (305) 448-7000
- United 1-800-241-6522
- US Airways 1-800-428-4322
- TWA (305) 371-7471

Car Rentals

- Alamo 1-800-327-9633
- Avis 1-800-831-2847
- Budget 1-800-527-0700
- Dollar 1-800-800-4000
- Hertz 1-800-654-3131
- InterAmerican (305) 871-3030
- National 1-800-227-7368
- Thrifty 1-800-367-2277

Cab Service

- Super Shuttle (305) 871-2000
- Diamond Cab (305) 545-5555
- Metro Taxi (305) 888-8888
- Sunshine Cab Company (305) 445-3333
- Yellow Cab (305) 444-4444

South Florida Golf Mecca

In addition to sunshine and beaches, South Florida's year-round climate makes the area one of the nation's premier golf areas. Put yourself to the test with a challenging round or two at any of the plethora of area courses.

- Biltmore Golf Course (305) 460-5366
1210 Anastasia Avenue, Coral Gables
- Bonaventure Country Club (945) 389-2100
200 Bonaventure Boulevard, Ft. Lauderdale
- Country Club of Miami (305) 826-4701
6801 NW 186th Street, Miami
- Crandon Park at Key Biscayne (305) 361-9129
6700 Crandon Boulevard, Key Biscayne
- Don Shula's Golf Club (305) 821-1150
NW 154th Street, Miami Lakes
- Doral Country Club (305) 532-3600
4400 NW 87th Avenue, Miami
- Keys Gate Golf Club (305) 230-0362
2300 SE Palm Drive, Homestead
- Melreese Country Club (305) 635-6770
1802 NW 37th Avenue, Miami
- TPC at Heron Bay (954) 796-2000
11801 Heron Bay Boulevard, Coral Springs
- Calusa Country Club (305) 386-5533
9400 SW 130th Avenue, Miami



Downtown skyscrapers and glistening Biscayne Bay form a backdrop for Bayside Marketplace, Miami's shopping, dining and entertainment showpiece.


© 2006 S-V-C, Inc. GATORADE, IS IT IN YOU? and the LIGHTNING BOLT DESIGN are registered trademarks of Stokely-Van Camp, Inc.

4th quarter. 9th inning. 2nd half.
Fueled by Gatorade® for over 40 years.

Tested in the lab. Proven on the field. **is it in you?**

TV/Radio Spot Chart


U BASKETBALL



#00 Jimmy Graham
F, 6-8, 251, Jr.
Goldsboro, N.C.



#1 Lance Hurdle
G, 6-2, 180, Jr.
San Diego, Calif.



#5 Eddie Rios
G, 6-0, 193, Fr.
Miami, Fla.




#10 Landon Glover
G, 6-2, 185, Sr.
Montclair, N.J.




#20 Cyrus McGowan
F, 6-9, 232, Jr.
Brooksville, Miss.




#21 Dwayne Collins
F, 6-8, 235, So.
Miami, Fla.




#22 Fabio Nass
F, 6-11, 210, Sr.
Santa Catarina, Brazil




#23 James Dews
G, 6-3, 203, So.
Westchester, Ohio




#25 Jonathan Stratton
G, 6-3, 185, Sr.
Sandusky, Ohio




#30 Adrian Thomas
F, 6-7, 223, R-So.
Pembroke Pines, Fla.



#32 Brian Asbury
G, 6-7, 223, Jr.
Miami, Fla.



#33 Jack McClintion
G, 6-1, 185, Jr.
Baltimore, Md.



#42 Raymond Hicks
F, 6-7, 238, Sr.
Longview, Texas



#45 Julian Gamble
C, 6-9, 258, Fr.
Durham, N.C.



#50 Anthony King
C, 6-9, 246, R-Sr.
Durham, N.C.



Frank Haith
Head Coach
Fourth Season