

## 2011-12 Schedule & Results

(17-1 home, 8-2 away, 7-2 neutral)

Date Opponent/Event (TV) Time/Result

### November

11/11	vs. Michigan State-1 (ESPN)	W, 67-55
11/13	at UNC Asheville (ESPN)	W, 91-75
11/20	Mississippi Valley State-2 (RSN)	W, 101-75
11/22	Tennessee State-2 (ESPN3)	W, 102-69
11/25	vs. South Carolina-3 (ESPN2)	W, 87-62
11/26	vs. UNLV-3 (ESPN2)	L, 80-90
11/30	#9/7 Wisconsin-4 (ESPN)	W, 60-57

### December

12/3	at #1/1 Kentucky (CBS)	L, 72-73
12/6	Evansville (ESPN)	W, 97-48
12/10	Long Beach State (ESPN3)	W, 84-78
12/17	Appalachian State (ESPN)	W, 97-82
12/19	Nicholls (ESPN)	W, 99-49
12/21	Texas (ESPN2)	W, 82-63
12/29	Elon (ESPN)	W, 100-62

### January

1/1	Monmouth (ESPN)	W, 102-65
1/7	Boston College (ACCN)	W, 83-60
1/10	Miami (ACCN)	W, 73-56
1/14	at Florida State (ESPN)	L, 57-90
1/19	at Virginia Tech (ESPN)	W, 82-68
1/26	NC State (ESPN)	W, 74-55
1/29	Georgia Tech (ESPN)	W, 93-81
1/31	at Wake Forest (ESPN)	W, 68-53

### February

2/4	at Maryland (ESPN)	W, 83-74
2/8	#10/9 Duke (ESPN/ACCN)	L, 84-85
2/11	#19/20 Virginia (ACCN)	W, 70-52
2/15	at Miami (ESPN)	W, 73-64
2/18	Clemson (ESPN)	W, 74-52
2/21	at NC State (ACCN)	W, 86-74
2/25	at #25/- Virginia (ESPN)	W, 54-51
2/29	Maryland (ESPN)	W, 88-64

### March

3/3	at #4/3 Duke (ESPN)	W, 88-70
3/9	vs. Maryland-5 (ESPN2/ACCN)	W, 85-69
3/10	vs. NC State-5 (ESPN/ACCN)	W, 69-67
3/11	vs. #17/17 Fla. State-5 (ESPN/ACCN)	L, 82-85
3/16	vs. Vermont-6 (TBS)	W, 77-58
3/18	vs. #19/20 Creighton-6 (CBS)	W, 87-73
3/23	vs. Ohio-7 (TBS)	W, 73-65 (OT)
3/25	vs. #6/6 Kansas-7 (CBS)	5:05 p.m.

opponent rankings are AP/coaches

- 1-Carrier Classic, San Diego, Calif.
- 2-Las Vegas Invitational, Chapel Hill
- 3-Las Vegas Invitational, Las Vegas, Nev.
- 4-ACC/Big Ten Challenge, Chapel Hill
- 5-ACC Tournament, Atlanta, Ga.
- 6-NCAA Tournament, Greensboro, N.C.
- 7-NCAA Tournament, St. Louis, Mo.

# 2011-12 TAR HEEL BASKETBALL CAROLINA

## TAR HEELS TO FACE KANSAS WITH FINAL FOUR BERTH ON THE LINE

◆ Top-seeded North Carolina (32-5) defeated 13th-seeded Ohio 73-65 in overtime on Friday night in the semifinals of the NCAA Tournament Midwest Regional at the Edward Jones Dome in St. Louis.

◆ The Tar Heels, a No. 1 seed for an NCAA-record 14th time, advance to Sunday's regional final against No. 2 seed Kansas (30-6) at 5:05 p.m. Eastern Time (4:05 p.m. Central Time in St. Louis).

◆ The game will be televised nationally by CBS, with Marv Albert (play-by-play), Steve Kerr (analyst) and Craig Sager (reporter) calling the action.

◆ The Jayhawks reached Sunday's Elite Eight matchup by beating No. 11 seed NC State in Friday's second semifinal in St. Louis. UNC and Kansas will meet in the NCAA Tournament for the fifth time (series tied, 2-2).

◆ The winner of Sunday's game will advance to next Saturday's Final Four in New Orleans and will face the winner of Saturday night's East Regional championship game between No. 1 seed Syracuse and No. 2 seed Ohio State.

◆ The Tar Heels are making their 26th appearance in an NCAA regional final. Carolina is 18-7 in regional finals and has won nine of its last 11 Elite Eight contests, advancing to the Final Four in 1991, 1993, 1995, 1997, 1998, 2000, 2005, 2008 and 2009 during that stretch. Since a 1988 loss to Arizona, Carolina's only losses in regional finals came in 2007 (to Georgetown) and last season (to Kentucky).

◆ Carolina has advanced at least to the regional finals six times in nine seasons under head coach **Roy Williams**, including Final Four trips in 2005, 2008 and 2009.

◆ With Friday's win over Ohio, UNC has won 11 consecutive Sweet 16 games and is 6-0 in regional semifinals under Williams.

◆ Carolina has won 19 of its last 21 games in NCAA Tournament regional play.

◆ The Tar Heels won Friday's Sweet 16 contest over Ohio without injured sophomore point guard **Kendall Marshall**, who broke a scaphoid bone in his right wrist in the second half of last Sunday's NCAA third-round win over Creighton in Greensboro. Doctors performed surgery on Monday, inserting a screw in Marshall's wrist to stabilize the fracture. Marshall's status for Sunday's game is undetermined.

◆ The Tar Heels are seeking their third NCAA championship in the last eight years, having won the 2005 national title here in the Edward Jones Dome in St. Louis and the 2009 championship in Detroit.

◆ UNC is a No. 1 seed in the NCAA Tournament for the 14th time and the fifth time under Williams.

### UNC's NCAA Tournament History

All-Time Record: 108-40

Record as a No. 1 Seed: 50-9

In Elite Eight: 18-7

vs. No. 2 seeds: 5-5

NCAA record in St. Louis: 3-0

Roy Williams in NCAA Tournament: 61-19 (27-5 at UNC)

Lately: Carolina has won 19 of its last 22 NCAA Tournament games (since 2007).



### 2011-12 North Carolina Roster

No.	Player	Yr.	Pos.	Ht.	Wt.	Hometown	High School(s)
1	Dexter Strickland	Jr.	G	6-3	180	Rahway, N.J.	St. Patrick
2	Leslie McDonald	Jr.	G	6-5	210	Memphis, Tenn.	Briarcrest Christian
4	# Luke Davis	So.	G	6-0	172	Raleigh, N.C.	Ravenscroft
5	Kendall Marshall	So.	G	6-4	195	Dumfries, Va.	Bishop O'Connell
11	Stilman White	Fr.	G	6-0	160	Wilmington, N.C.	Hoggard
14	Desmond Hubert	Fr.	F	6-9 1/2	205	Cream Ridge, N.J.	New Egypt
15	P.J. Hairston	Fr.	G	6-5 1/2	220	Greensboro, N.C.	Hargrave Military Academy (Va.)/Dudley
21	Jackson Simmons	Fr.	F	6-7	205	Webster, N.C.	Smoky Mountain
22	David Dupont	Sr.	F	6-5	190	Greensboro, N.C.	Grimsley
24	Justin Watts	Sr.	G	6-5	210	Durham, N.C.	Jordan
30	Patrick Crouch	Sr.	G	5-11	180	Asheville, N.C.	T.C. Roberson
31	John Henson	Jr.	F	6-11	220	Tampa, Fla.	Sickles
34	Stewart Cooper	Sr.	F	6-5	202	Winston-Salem, N.C.	Forsyth Country Day
35	Reggie Bullock	So.	G	6-7	205	Kinston, N.C.	Kinston
40	Harrison Barnes	So.	F	6-8	215	Ames, Iowa	Ames
43	James Michael McAdoo	Fr.	F	6-9	220	Norfolk, Va.	Norfolk Christian
44	Tyler Zeller	Sr.	F	7-0	250	Washington, Ind.	Washington

# Davis transferred from Gardner-Webb and will be eligible to play in 2012-13

**Head Coach:** Roy Williams (24th year, ninth at Carolina)  
**Assistant Coaches:** Steve Robinson, Jerod Haase, C.B. McGrath  
**Director of Basketball Operations:** Joe Holladay  
**Strength & Conditioning Coordinator:** Jonas Sahratian  
**Assistant Strength & Conditioning Coordinator:** Jackie Manuel  
**Head Athletics Trainer:** Chris Hirth  
**Director of Player Relations/Video Coordinator:** Eric Hoots  
**Assistant Video Coordinator:** Bobby Frasor

### Pronunciation Guide

Name	Pronunciation
Bullock	BULL-lock
Haase	rhymes with "class"
Sahratian	suh-RAY-shun

### No. 1 seed North Carolina (32-5)

vs.  
No. 2 seed Kansas (30-6)

### NCAA Midwest Regional Final

Date: Sunday March 25, 2012

Tipoff: 5:05 p.m. ET

Site: Edward Jones Dome, St. Louis, Mo.

Television: CBS - Marv Albert (play-by-play), Steve Kerr (analyst), Craig Sager (reporter)

Radio: Tar Heel Sports Network - Jones Angell (play-by-play), Eric Montross (analyst), Dave Nathan (host)

Online: TarHeelBlue.com; @UNC\_Basketball

### Series History

Series History: UNC leads, 6-3

In the NCAA Tournament: Tied, 2-2

Roy Williams vs. Kansas: 0-1

### National Rankings

UNC: #4 AP/#5 coaches

Kansas: #6 AP/#6 coaches

### Coaches

UNC: **Roy Williams** (UNC '72) is 257-67 in his ninth season at Carolina, 675-168 in his 24th season overall

Kansas: **Bill Self** (Oklahoma State '85) is 267-52 in his ninth season at Kansas, 474-157 in his 19th season overall

# CAROLINA

## ATHLETIC COMMUNICATIONS

### ◆ Steve Kirschner

Associate Athletic Director for Communications

(Basketball Contact - Roy Williams/Credentials)

Office: (919) 962-2123

Direct: (919) 962-7258

Home: (919) 968-1531

Mobile: (919) 475-2695

Email: [stevekirschner@unc.edu](mailto:stevekirschner@unc.edu)

### ◆ Matt Bowers

Associate Director, Athletic Communications

(Basketball Contact - Players)

Office: (919) 962-2123

Direct: (919) 962-7259

Home: (919) 929-7814

Mobile: (919) 619-7021

Email: [mattbowers@unc.edu](mailto:mattbowers@unc.edu)

Fax: (919) 962-0612

## INTERVIEWS

Media should direct requests for head coach Roy Williams to Steve Kirschner. Williams typically meets with the media once a week in person or via teleconference. Those press conferences will last approximately 30 minutes and can sometimes be accessed by out-of-town media via teleconference. Contact the athletic communications office for the phone number and schedule.

Media should direct requests for UNC players to Matt Bowers. The interview period will generally be just before practice. Please make specific player requests at least 24 hours in advance.

Players are not available for interviews on the day of a game or on non-practice days. Media are asked not to contact players to request interviews. All requests should be made through the athletic communications staff.

## ROY WILLIAMS RADIO SHOW

**MONDAYS AT 7:00 P.M.:** Coach Roy Williams' weekly radio show will air from the Top of the Hill restaurant in Chapel Hill on Mondays at 7 p.m. The toll free number is 1-866-TAR HEEL.

## MEDIA SCHEDULE IN ST LOUIS

### Saturday, March 24

1:15 p.m. UNC practice (closed to media/public)

1:50 p.m. KU players/Bill Self on dais

2:20 p.m. Bill Self on dais, starters in break-out rooms

2:55 p.m. UNC players/Roy Williams on dais

3:25 p.m. Roy Williams on dais, starters in break-out rooms

The Tar Heels' team hotel is the Hilton St. Louis at the Ballpark.

The Tar Heels are 50-9 as a No. 1 seed.

## CAROLINA IN THE ELITE EIGHT

◆ Carolina's win over Ohio sent UNC to the regional finals for the 26th time overall, the fifth time in the last six years and the sixth time in nine seasons under head coach **Roy Williams**.

◆ The Tar Heels have advanced to at least the regional finals under Williams in 2005, 2007, 2008, 2009, 2011 and 2012, reaching the Final Four in 2005, 2008 and 2009 and winning the national championship in '05 and '09.

◆ A win on Sunday over Kansas will earn the Tar Heels their NCAA-record 19th Final Four berth and mark Carolina's eighth consecutive decade with at least one Final Four appearance (every decade starting in the 1940s).

◆ UNC is 18-7 in its 25 previous NCAA Tournament regional finals and has won nine of its last 11 Elite Eight games since 1988 — wins in 1991, 1993, 1995, 1997, 1998, 2000, 2005, 2008 and 2009 and losses in 2007 and 2011.

◆ Carolina has appeared in the regional finals (Elite Eight) 26 times: 1941, 1946, 1957, 1967, 1968, 1969, 1972, 1977, 1981, 1982, 1983, 1985, 1987, 1988, 1991, 1993, 1995, 1997, 1998, 2000, 2005, 2007, 2008, 2009, 2011 and 2012.

◆ UNC's 26 regional final appearances rank second in NCAA history behind Kentucky's 33.

◆ The Tar Heels have reached the regional finals five times in the last six years, making such a run for the first time in school history.

◆ Carolina has won 19 of its last 21 games in NCAA Tournament regional play (including 2-0 records in 1993, 1995, 1997, 1998, 2000, 2005, 2008 and 2009, a 1-1 mark in 2007 and 2011 a 1-0 record this season).

◆ Carolina won nine of its first 10 regional championship games (losing in 1941 but winning in 1946-57-67-68-69-72-77-81-82) before losing four straight in the 1980s (1983-85-87-88).

◆ **Roy Williams** is 7-3 in NCAA Tournament Elite Eight games as a head coach (4-1 at Kansas and 3-2 at Carolina). The Jayhawks beat Arkansas in 1991 and Indiana in 1993, lost to Syracuse in 1996, beat Oregon in 2002 and beat Arizona in 2003. At UNC, Williams-led teams in the Elite Eight beat Wisconsin in 2005, Louisville in 2008 and Oklahoma in 2009. The Williams-coached Tar Heels lost to Georgetown in 2007 and Kentucky in 2011 in the Elite Eight.

## MARSHALL'S STATUS UNKNOWN WITH BROKEN WRIST

◆ Point guard **Kendall Marshall** has a broken bone in his right (non-shooting) wrist and did not play in Friday's win over Ohio. His availability for Sunday's Sweet 16 game against Kansas is not yet known and could be a game-time decision.

◆ Marshall suffered the injury with 10:56 to play in the second half last Sunday against Creighton when he drove to the basket and was knocked to the floor. Marshall went to the bench shortly thereafter but returned to the game and played seven more minutes until coming out with 1:54 to play.

◆ X-rays after the game in the Greensboro Coliseum revealed a broken scaphoid bone in his right wrist. On Monday, doctors performed surgery on the wrist in Chapel Hill, inserting a screw to stabilize the fracture.

## THE SERIES VS. THE JAYHAWKS

◆ Carolina leads the all-time series with Kansas, 6-3.

◆ Sunday's game will be the fifth meeting between UNC and Kansas in the NCAA Tournament, with the series tied 2-2 in the first four installments. All four previous NCAA Tournament meetings came the Final Four (UNC victories in the 1957 NCAA championship game and the 1993 national semifinal and Kansas wins in the 1991 and 2008 national semifinals). UNC went on to win the 1993 NCAA title after beating Kansas in the semis and Kansas did the same in 2008 after beating Carolina.



◆ Previous NCAA Tournament meetings between Carolina and Kansas:

- UNC 54, Kansas 53 (3OT), 1957 NCAA finals in Kansas City, Mo. (March 23, 1957)
- Kansas 79, UNC 73, 1991 NCAA semifinals in Indianapolis, Ind. (March 30, 1991)
- UNC 78, Kansas 68, 1993 NCAA semifinals in New Orleans, La. (April 3, 1993)
- Kansas 84, UNC 66, 2008 NCAA semifinals in San Antonio, Texas (April 5, 2008)

◆ The most recent meeting between the schools came in the 2008 Final Four in San Antonio, when the Jayhawks defeated the Tar Heels, 84-66 (see more details below).

◆ Prior to the 2008 NCAA semifinals, the last meeting between Carolina and Kansas had come in the Preseason NIT during the 2002-03 season, **Roy Williams's** last season as the Jayhawks head coach. On Nov. 27, 2002, in the Preseason NIT semifinal in Madison Square Garden in New York City, the unranked Tar Heels beat the No. 2-ranked Jayhawks, 67-56. UNC held Kansas to 40.7 percent shooting in the game. Freshman **Rashad McCants** hit 10 of 15 shot attempts and scored 25 points in the game, earning tournament MVP honors two days later. **Jawad Williams** scored 15 points, **Sean May** had eight points and 11 rebounds and **Raymond Felton** had 10 points and four assists for the Tar Heels.

◆ Carolina is 5-3 against Kansas in games played at neutral sites, with wins in 1956-57 (NCAA championship game in Kansas City), 1959-60 (regular season in Raleigh), 1981-82 (regular season in Charlotte), 1992-93 (NCAA Final Four in New Orleans) and 2002-03 (Preseason NIT

		UNC-KANSAS SERIES HISTORY UNC leads, 6-3					
							
Date	W-L	NC	KU	Site	Rank	Coach	
3-23-57	W (3ot)	54	53	Kansas City, Mo. Final Four	1/2	FM	
12-11-59	W	60	49	Raleigh	—	FM	
12-17-60	W	78	70	away	5/16	FM	
1-3-81	L	55	56	Kansas City	6/-	DES	
11-28-81	W	74	67	Charlotte	1/-	DES	
3-30-91	L	73	79	Indianapolis, Ind. Final Four	4/12	DES	
4-3-93	W	78	68	New Orleans, La. Final Four	4/9	DES	
11-27-02	W	67	56	New York, N.Y. preNIT	-/2	MD	
4-5-08	L	66	84	San Antonio, Texas Final Four	1/4	RW	

CAROLINA'S 18 NCAA REGIONAL CHAMPIONSHIPS			
Year	Region	Regional Site	Championship Game Result
1946	East	New York, N.Y.	North Carolina 60, Ohio State 57
1957	East	Philadelphia, Pa.	North Carolina 67, Syracuse 58
1967	East	College Park, Md.	North Carolina 96, Boston College 80
1968	East	Raleigh, N.C.	North Carolina 70, Davidson 66
1969	East	College Park, Md.	North Carolina 87, Davidson 85
1972	East	Morgantown, W.Va.	North Carolina 73, Pennsylvania 59
1977	East	College Park, Md.	North Carolina 79, Kentucky 72
1981	West	Salt Lake City, Utah	North Carolina 82, Kansas State 68
1982	East	Raleigh, N.C.	North Carolina 70, Villanova 60
1991	East	East Rutherford, N.J.	North Carolina 75, Temple 72
1993	East	East Rutherford, N.J.	North Carolina 75, Cincinnati 68 (OT)
1995	Southeast	Birmingham, Ala.	North Carolina 74, Kentucky 61
1997	East	Syracuse, N.Y.	North Carolina 97, Louisville 74
1998	East	Greensboro, N.C.	North Carolina 75, Connecticut 64
2000	South	Austin, Texas	North Carolina 59, Tulsa 55
2005	East	Syracuse, N.Y.	North Carolina 88, Wisconsin 82
2008	East	Charlotte, N.C.	North Carolina 83, Louisville 73
2009	South	Memphis, Tenn.	North Carolina 72, Oklahoma 60

semifinal in New York City). Kansas beat UNC in 1980-81 (regular season in Kansas City), 1990-91 (NCAA Final Four in Indianapolis) and 2007-08 (NCAA Final Four in San Antonio).

◆ The two teams also met once at Kansas, a 78-70 Tar Heel win on Dec. 17, 1960, in Lawrence, Kansas.

◆ Sunday's game will mark the second head-to-head meeting between Carolina and Kansas since UNC head coach **Roy Williams** took the Tar Heel job in 2003 after 15 seasons as the Jayhawk coach. Williams was the Kansas head coach for 15 seasons from 1988 to 2003. Williams served as an assistant coach at Carolina under **Dean Smith** for 10 seasons prior to taking over the program at Kansas.

◆ Williams was 1-1 against Carolina as the Kansas head coach, winning his first matchup against his alma mater in the 1991 Final Four in Indianapolis and losing to UNC in the 1993 Final Four in New Orleans. Saturday's game will mark Williams's first contest as a head coach against Kansas. The Tar Heels went 1-1 against the Jayhawks while Williams was an assistant coach at UNC (losing in 1980-81 in Kansas City and winning in 1981-82 in Charlotte).

◆ UNC assistant coaches **Steve Robinson**, **Jerod Haase** and **C.B. McGrath** all served on Williams's staff at Kansas prior to coming to Carolina with Williams, as did director of operations **Joe Holladay** and strength & conditioning coordinator **Jonas Sahrtian**. Haase and McGrath also played at Kansas under Williams prior to joining his staff.

◆ Carolina is 5-5 all-time in NCAA Tournament play against No. 2 seeds, most recently beating Michigan State in the 2009 national championship game in Detroit.

### LAST MEETING: KANSAS TOPS TAR HEELS IN 2008 FINAL FOUR, 84-66

◆ Carolina fell behind by 28 points in the first half, then mounted a furious rally and pulled within four at 54-50 before falling to Kansas, 84-66, in the 2008 national semifinals in San Antonio, Texas.

◆ **Wayne Ellington** (18 points and six rebounds), **Tyler Hansbrough** (17 points and nine boards) and **Danny Green** (15 points and five rebounds) led the Tar Heel effort. Brandon Rush led Kansas with 25 points and seven rebounds.

◆ Carolina went 9:03 without a basket in the first half as the KU lead grew to 40-12. The Kansas lead jumped from nine points (with 12:49 left in the first half) to 23 in just over three minutes (33-10 at the 9:31 mark).

◆ UNC hit just 29.0 percent of its shots (9 for 31) in the first half while Kansas shot 54.5 percent.

◆ The Tar Heels hit 5 of 24 three-point attempts in the game and were out-rebounded, 42-33.

◆ Carolina shot a season-low 35.8 percent and had a season-low tying seven assists against 18 turnovers. The 66 pointst also tied a season-low and the 27 first-half points were a season low.

### TAR HEELS DOWN OHIO TO REACH REGIONAL FINAL

◆ Carolina led by as many as 15 points in the first half, then allowed Ohio to come back and take the lead in the second half before clawing back to force overtime, eventually defeating the Bobcats 73-65 on Friday night in the Midwest Regional semifinals in St. Louis.

◆ The Tar Heels won despite Ohio hitting 12 three-pointers and holding the Tar Heels to 40 percent shooting in the game. Carolina's defense held the Bobcats to 32.4 percent shooting from the floor, including 22.9 percent in the first half.

◆ Sophomore point guard **Kendall Marshall** did not play due to a broken right wrist. Freshman **Stilman White** made his first career start in Marshall's place, played a career-high 32 minutes (his previous high was 11 minutes) and finished with a career-high six assists (his previous high was three vs. Mississippi Valley State) and zero turnovers. White had had six assists in his previous 16 games combined prior to the win over Ohio. Eight Tar Heels played in the game, and seven of them committed at least two turnovers. The only one not to do so was White.

◆ **Tyler Zeller** finished with 20 points, 22 rebounds and a season-high four blocked shots. The 22 rebounds were a career high for Zeller and the most ever by a Tar Heel in an NCAA Tournament game. It was Zeller's 11th 20-point game of the season and his 14th double-double in 2011-12.

◆ Zeller's performance was the first 20/20 game in NCAA Tournament play since Wake Forest's Tim Duncan in 1997 and the first-ever 20/20 NCAA Tournament game by a Tar Heel. The only players to post a 20/20 NCAA Tournament game in the last 30 years are Duncan, Houston's Hakeem Olajuwon, Maryland's Joe Smith and Zeller.

### UNC VS. 2012 NCAA TOURNAMENT TEAMS

Date	Opponent	Result
11/11	vs. Michigan State-1	W, 67-55
11/13	at UNC Asheville	W, 91-75
11/20	Mississippi Valley State	W, 101-75
11/26	vs. UNLV-2	L, 80-90
11/30	Wisconsin-3	W, 60-57
12/3	at Kentucky	L, 72-73
12/10	Long Beach State	W, 84-78
12/21	Texas	W, 82-63
1/14	at Florida State	L, 57-90
1/26	NC State	W, 74-55
2/8	Duke	L, 84-85
2/11	Virginia	W, 70-52
2/21	at NC State	W, 86-74
2/25	at Virginia	W, 54-51
3/3	at Duke	W, 88-70
3/10	vs. NC State-4	W, 69-67
3/11	vs. Florida State-4	L, 82-85
3/16	vs. Vermont-5	W, 77-58
3/18	vs. Creighton-5	W, 87-73
3/23	vs. Ohio-6	W, 73-65 (OT)
Record		15-5

- 1-Carrier Classic, San Diego, Calif.
- 2-Las Vegas Invitational, Las Vegas, Nev.
- 3-ACC/Big Ten Challenge, Chapel Hill
- 4-ACC Tournament, Atlanta, Ga.
- 5-NCAA Tournament, Greensboro, N.C.
- 6-NCAA Tournament, St. Louis, Mo.

### UNC'S AP TOP-10 MATCHUPS UNDER ROY WILLIAMS

Date	Ranks	Opponent	Result
1/3/04	9/8	at Kentucky	L, 56-61
1/17/04	9/1	Connecticut	W, 86-83
12/4/04	9/8	Kentucky	W, 91-78
1/12/05	3/8	Georgia Tech	W, 91-69
1/15/05	3/4	at Wake Forest	L, 82-95
2/9/05	2/7	at Duke	L, 70-71
3/6/05	2/6	Duke	W, 75-73
4/4/05	2/1	vs. Illinois	W, 75-70
11/29/06	7/3	Ohio State	W, 98-89
3/25/07	4/8	vs. Georgetown	L, 84-96 (ot)
2/6/08	3/2	Duke	L, 78-89
3/8/08	1/6	at Duke	W, 76-68
4/5/08	1/4	vs. Kansas	L, 66-84
11/26/08	1/8	vs. Notre Dame	W, 102-87
1/11/09	3/4	at Wake Forest	L, 89-92
1/21/09	5/10	Clemson	W, 94-70
2/11/09	3/6	at Duke	W, 101-87
3/8/09	2/7	Duke	W, 79-71
3/27/09	2/10	vs. Gonzaga	W, 98-77
3/27/09	2/7	vs. Oklahoma	W, 72-60
4/6/09	2/8	vs. Michigan State	W, 89-72
12/1/09	10/9	Michigan State	W, 89-82
12/5/09	10/5	at Kentucky	L, 66-68
3/13/11	6/5	vs. Duke	L, 58-75
11/30/11	5/9	Wisconsin	W, 60-57
12/3/11	5/1	at Kentucky	L, 72-73
2/8/12	5/10	Duke	L, 84-85
3/3/12	6/4	at Duke	W, 88-70
3/25/12	4/6	vs. Kansas	
Totals			17-11
(Note: ranks are listed as UNC/opponent in AP poll)			

◆ The game was the first in UNC's NCAA Tournament history when three players had double-doubles, led by Zeller's 20 points and 22 rebounds, **Reggie Bullock's** 17 points and 10 rebounds and **John Henson's** 14 and 10.

◆ Bullock's 17 points were his top scoring output since he had 23 against Tennessee State on Nov. 22. His five three-pointers were his most since he had six in that same game against Tennessee State. Bullock is 10 for 21 from three-point territory in UNC's three NCAA Tournament games this season. It was Bullock's second career double-double (the other was vs. Nicholls on Dec. 19). His 10 three-point attempts are a career high and the most by any Tar Heel in a game this season.

◆ Henson posted his 18th double-double this season and 37th in his career.

◆ UNC committed a season-high 24 turnovers (had 22 at Florida State on Jan. 14). It was the most turnovers by UNC in an NCAA Tournament game since committing 26 against Loyola Marymount in 1988.

◆ Carolina out-rebounded Ohio, 63-30. The +33 rebound margin is the largest in UNC's NCAA Tournament history. The Previous high was +26 (48-22) against Mount St. Mary's in 2008.

◆ The 63 rebounds were the second-most ever by UNC in NCAA Tournament play and the most since Carolina had 64 against Princeton in 1967.

◆ Ohio's 13 steals were a season high by a UNC opponent in 2011-12.

◆ Walter Offutt's six three-pointers equal the fourth-most by an opponent against UNC in NCAA Tournament play.

◆ Ohio's 12 three-pointer field goals equal the fourth-most against UNC in an NCAA Tournament game.

◆ Ohio's 26 points off UNC turnovers were the most by a Carolina opponent this season (previous was 21 by Florida State on Jan. 14). Carolina's last three opponents (Florida State, Vermont and Creighton) had combined to score 26 points off turnovers.

◆ The win was Williams's 675th as a head coach, tying him with Denny Crum for 21st in NCAA history.

## SEEKING AN NCAA-RECORD 19TH FINAL FOUR

◆ North Carolina made its NCAA-record 18th Final Four appearance in 2009. The Tar Heels reached at least one Final Four in seven consecutive decades (1940s through 2000s).

◆ Carolina's 18 Final Four appearances have come in 1946, **1957**, 1967, 1968, 1969, 1972, 1977, 1981, **1982**, 1991, **1993**, 1995, 1997, 1998, 2000, **2005**, 2008 and **2009** (*NCAA championship seasons in bold*).

## NINE FINAL FOURS IN 21 YEARS

◆ The Tar Heels are seeking their 10th NCAA Final Four appearance in the last 22 seasons.

◆ Carolina has advanced to the NCAA Final Four nine times in the last 21 seasons.

◆ Starting with the 1990-91 season, Carolina has reached the Final Four in 1991, 1993, 1995, 1997, 1998, 2000, 2005, 2008 and 2009, winning the NCAA championship in 1993, 2005 and 2009.

## ROY WILLIAMS & THE FINAL FOUR

◆ **Roy Williams** has led seven teams to the NCAA Final Four appearance as a head coach.

◆ Williams led Kansas to the Final Four in 1991, 1993, 2002 and 2003 and the Tar Heels to the 2005, 2008 and 2009 Final Fours, winning NCAA titles in '05 and '09. Williams is fourth in NCAA history in Final Four appearances.

◆ The 2009 NCAA title made Williams the 13th coach in history to win multiple NCAA championships as a head coach and the fourth active coach to do so (joining Mike Krzyzewski of Duke, Jim Calhoun of Connecticut and Billy Donovan of Florida).

◆ Williams is the first coach to lead two different schools to multiple appearances in the championship game (Kansas in 1991 and 2003, UNC in 2005 and 2009).

## TALE OF THE STATISTICAL TAPE

### CAROLINA vs. OPPONENTS

TEAM STATISTICS	NC	OPP
SCORING	3024	2469
Points per game	81.7	66.7
Scoring margin	+15.0	-
FIELD GOALS-ATT	1106-2409	928-2368
Field goal pct	.459	.392
3 POINT FG-ATT	192-562	271-848
3-point FG pct	.342	.320
3-pt FG made per game	5.2	7.3
FREE THROWS-ATT	620-910	342-505
Free throw pct	.681	.677
F-Throws made per game	16.8	9.2
REBOUNDS	1676	1272
Rebounds per game	45.3	34.4
Rebounding margin	+10.9	-
ASSISTS	641	431
Assists per game	17.3	11.6
TURNOVERS	444	499
Turnovers per game	12.0	13.5
Turnover margin	+1.5	-
Assist/turnover ratio	1.4	0.9
STEALS	254	229
Steals per game	6.9	6.2
BLOCKS	215	126
Blocks per game	5.8	3.4

vs.

### KANSAS vs. OPPONENTS

TEAM STATISTICS	KU	OPP
SCORING	2664	2211
Points per game	74.0	61.4
Scoring margin	+12.6	-
FIELD GOALS-ATT	947-1988	755-1997
Field goal pct	.476	.378
3 POINT FG-ATT	210-607	220-641
3-point FG pct	.346	.343
3-pt FG made per game	5.8	6.1
FREE THROWS-ATT	558-810	481-673
Free throw pct	.689	.715
F-Throws made per game	15.5	13.4
REBOUNDS	1351	1148
Rebounds per game	37.5	31.9
Rebounding margin	+5.6	-
ASSISTS	550	395
Assists per game	15.3	11.0
TURNOVERS	472	500
Turnovers per game	13.1	13.9
Turnover margin	+0.8	-
Assist/turnover ratio	1.2	0.8
STEALS	265	237
Steals per game	7.4	6.6
BLOCKS	206	113
Blocks per game	5.7	3.1



◆ Williams (Kansas in 1991 and 2003 and UNC in 2005 and 2009) is the third coach to lead two different teams to the NCAA championship game. All three coaches in NCAA history to lead two different teams to the NCAA title game have Carolina ties. Williams joins **Larry Brown** (UCLA 1980 and Kansas in 1988) and **Frank McGuire** (St. John's in 1952 and UNC in 1957) in doing so. Brown is a 1963 Carolina graduate and former Tar Heel assistant coach.

◆ Williams has a record of 6-5 as a head coach in Final Four games. He has led his teams to the championship game in 1991, 2003, 2005 and 2009, winning the 2005 NCAA and 2009 titles with Carolina.

◆ Williams guided his teams to five Final Four appearances in eight seasons from 2002-09 (back-to-back trips in 2002 and '03 in his final two seasons at Kansas and three trips in his first five years at Carolina in 2005, '08 and '09). Only John Wooden, Mike Krzyzewski and Williams have led teams to at least five Final Fours in an eight-year stretch.

◆ Only John Wooden (12), **Dean Smith** (11) and Mike Krzyzewski (11) have coached more teams to the Final Four than has Williams.

◆ Williams is the 11th head coach to lead two different programs to the Final Four. Of those 11 coaches, Williams was the quickest to take his second team to the Final Four, leading Kansas to the NCAA semifinals in 2003 and UNC in 2005.

◆ Williams (2005-08-09) is the fifth head coach to guide the Tar Heels to the Final Four, joining **Ben Carnevale** (1946), **Frank McGuire** (1957), **Dean Smith** (1967-68-69-72-77-81-82-91-93-95-97) and **Bill Guthridge** (1998 and 2000).

◆ Williams is the third Tar Heel head coach to win an NCAA championship, joining Hall of Famers **Frank McGuire** (1957) and **Dean Smith** (1982, 1993).

## ROY WILLIAMS IN NCAA PLAY

◆ Carolina is 27-5 (.844) in NCAA Tournament games under head coach **Roy Williams**. That is the best winning percentage in NCAA history by a coach at one school (minimum 25 NCAA Tournament games). Williams' 34-14 mark (.708) at Kansas is the 11th-best figure and **Dean Smith's** 65-27 record (.706) at UNC is 12th-highest.

◆ Williams has 61 all-time NCAA Tournament wins, second among all active coaches and third all-time (Duke's Mike Krzyzewski has 79 and **Dean Smith** had 65 at UNC).

◆ Williams' Tournament winning percentage of .763 (61-19) ranks second among active coaches.

◆ Williams is making his 22nd NCAA Tournament appearance in the last 23 years. He took 20 teams in a row to the Tournament prior to missing the NCAA field in 2010. The first 14 of Williams' 22 NCAA appearances were at Kansas and the last eight have been at Carolina.

◆ Williams' 20 straight NCAA appearances (1990-2009) was the second-longest streak in NCAA history, trailing only the 23 in a row by Carolina's **Dean Smith** (1975-97).

◆ Williams has coached in 80 NCAA Tournament games, the third-most all-time behind Mike Krzyzewski (103) and **Dean Smith** (92).

## ROY WILLIAMS' NCAA TOURNAMENT RANKINGS

### MOST NCAA CHAMPIONSHIPS

10	John Wooden	UCLA (1964-65-67-68-69-70-71-72-73-75)
4	Adolph Rupp	Kentucky (1948-49-51-58)
4	Mike Krzyzewski	Duke (1991-92-2001-10)
3	Bob Knight	Indiana (1976-81-87)
3	Jim Calhoun	Connecticut (1999-2004-2011)
2	<b>Roy Williams</b>	<b>North Carolina (2005-09)</b>
2	<b>Dean Smith</b>	(North Carolina, 1982-93), Billy Donovan (Florida, 2006-07), Denny Crum (Louisville, 1980-86), Ed Jucker (Cincinnati, 1961-62), Phil Woolpert (San Francisco, 1955-56), Branch McCracken (Indiana, 1940-53) and Henry Iba (Oklahoma A&M, 1945-46)

### MOST NCAA FINAL FOUR APPEARANCES

12	John Wooden, UCLA
11	Dean Smith, North Carolina
11	Mike Krzyzewski, Duke
7	<b>Roy Williams, Kansas/North Carolina</b>
6	Denny Crum, Louisville
6	Adolph Rupp, Kentucky
6	Tom Izzo, Michigan State

### MOST NCAA TOURNAMENT APPEARANCES

29	Jim Boeheim	Syracuse	1977-active
28	Bob Knight	Indiana, Texas Tech	1973-2007
28	Mike Krzyzewski	Duke	1981-active
27	Dean Smith	North Carolina	1961-1997
27	Lute Olson	Iowa, Arizona	1979-2007
25	Eddie Sutton	four teams	1974-2005
23	Denny Crum	Louisville	1972-2000
22	<b>Roy Williams</b>	<b>Kansas, North Carolina</b>	<b>1988-active</b>
22	Jim Calhoun	Northeastern, Connecticut	1981-active

### MOST CONSECUTIVE NCAA TOURNAMENT APPEARANCES

23	Dean Smith	North Carolina	1975-97
20	<b>Roy Williams</b>	<b>Kansas, North Carolina</b>	<b>1990-2009</b>
17	Rick Barnes	Clemson, Texas	1996-active
17	Mike Krzyzewski	Duke	1996-active
15	Bob Knight	Indiana	1986-2000
15	Tom Izzo	Michigan State	1998-present

### MOST NCAA TOURNAMENT GAMES

104	Mike Krzyzewski	Duke	1981-active
92	Dean Smith	North Carolina	1961-97
80	<b>Roy Williams</b>	<b>Kansas, North Carolina</b>	<b>1988-active</b>
77	Jim Boeheim	Syracuse	1976-active
73	Lute Olson	Iowa, Arizona	1979-2007

### MOST NCAA TOURNAMENT WINS

79	Mike Krzyzewski, Duke
65	Dean Smith, North Carolina
61	<b>Roy Williams, Kansas, North Carolina</b>
49	Jim Calhoun, Northeastern, Connecticut
48	Jim Boeheim, Syracuse

### HIGHEST NCAA TOURNAMENT WINNING PERCENTAGE (minimum 30 games)

.825	John Wooden	UCLA	47-10
.767	Mike Krzyzewski	Duke	79-24
<b>.763</b>	<b>Roy Williams</b>	<b>Kansas, UNC</b>	<b>61-19</b>
.757	Billy Donovan	Florida	28-9
.725	Tom Izzo	Michigan State	37-14
.732	Rick Pitino	four teams	41-15
.721	Jim Calhoun	Northeastern, UConn	49-19

## UNC TIED FOR MOST NCAA TOURNAMENT WINS

◆ UNC is 108-40 in its 148 NCAA Tournament games. That is tied with Kentucky for the most wins in NCAA Tournament history.

## CAROLINA VS. THE 2012 NCAA FIELD

◆ Carolina has played 20 games in 2011-12 against 14 teams that were part of the 2012 NCAA Tournament field of 68 — No. 1 seeds Kentucky and Michigan State, No. 2 seed Duke (twice), No. 3 seed Florida State (twice), No. 4 seed Wisconsin, No. 6 seed UNLV, No. 8 seed Creighton, No. 10 seed Virginia, No. 11 seeds Texas and NC State, No. 12 seed Long Beach State, No. 13 seed Ohio and No. 16 seeds Mississippi Valley State, UNC Asheville and Vermont.

◆ The Tar Heels are 15-5 this season versus teams in the 2012 NCAA Tournament (see chart).

◆ Of Carolina's 34 games prior to the NCAA Tournament, 17 were played against eventual NCAA Tournament teams. That was the most games against the field in the ACC (Duke was second with 15).

## SWEET 16 SUCCESS

◆ Carolina has won 11 consecutive games in the regional semifinals, last losing in the Sweet 16 in 1992 to Ohio State in Lexington, Ky. UNC's 11 straight Sweet 16 wins have come in 2012, 2011, 2009, 2008, 2007, 2005, 2000, 1998, 1997, 1995 and 1993.

◆ UNC has an all-time record of 25-6 in NCAA Tournament regional semifinal games, including a 19-6 mark since 1975.



# NCAA TOURNAMENT HISTORY

## NCAA TOURNAMENT RECORDS

### NCAA CHAMPIONSHIPS

UCLA	11
Kentucky	7
<b>North Carolina</b>	<b>5</b>
Indiana	5
Duke	4
Connecticut	3
Kansas	3
Cincinnati	2
Louisville	2
Michigan State	2
NC State	2
Oklahoma State	2
San Francisco	2
Florida	2

### FINAL FOURS

<b>North Carolina</b>	<b>18</b>
UCLA	17
Duke	15
Kentucky	14
Kansas	13

### ALL-TIME APPEARANCES

Team	No.
Kentucky	52
<b>North Carolina</b>	<b>43</b>
UCLA	42
Kansas	41
Louisville	38

### ALL-TIME CONSECUTIVE APPEARANCES

Team	No.
<b>North Carolina, 1975-2001</b>	<b>27</b>
Kansas, 1990-present	23
Indiana, 1986-2003	18
Kentucky, 1992-2008	17
Duke, 1996-present	17

### ALL-TIME TOURNAMENT GAMES

Team	No.
Kentucky	154
<b>North Carolina</b>	<b>148</b>
UCLA	130
Kansas	130
Duke	128

### ALL-TIME TOURNAMENT WINS

Team	No.
<b>North Carolina</b>	<b>108</b>
Kentucky	108
Duke	96
UCLA	95
Kansas	91

### ALL-TIME TOURNAMENT WIN PERCENTAGE

Team	No.
Duke (96-32)	.750
UCLA (95-35)	.731
<b>North Carolina (108-40)</b>	<b>.730</b>
Florida (31-12)	.721
Kentucky (108-46)	.701

## CAROLINA VS. OPPONENTS IN NCAA TOURNAMENT

Opponent	Record	Last Time
Air Force	1-0	2004
Alabama-Birmingham	1-0	1986
Alabama	2-1	1992
Arizona	0-2	1997
Arkansas	2-2	2008
Auburn	1-0	1985
Boston College	2-1	1994
California	1-0	1997
Canisius	1-0	1957
Charlotte	1-0	1998
Cincinnati	1-0	1993
Colorado	1-0	1997
Connecticut	1-0	1998
Creighton	1-0	2012
Dartmouth	0-1	1941
Davidson	2-0	1969
Dayton	0-1	1967
Drake	0-1	1969
Dusquene	1-0	1969
East Carolina	1-0	1993
Eastern Kentucky	1-0	2007
Eastern Michigan	1-0	1991
Fairfield	1-0	1997
Florida	0-1	2000
Florida State	0-1	1972
George Mason	0-1	2006
Georgetown	2-1	2007
Georgia	0-1	1983
Gonzaga	1-0	2009
Houston	1-1	1992
Illinois	1-0	2005
Indiana	0-2	1984
Iowa State	2-0	2005
James Madison	2-0	1983
Kansas	2-2	2008
Kansas State	1-0	1981
Kentucky	2-1	2011
Liberty	1-0	1994
Long Island	1-0	2011
LSU	1-0	2009
Louisville	3-1	2008
Loyola Marymount	1-0	1988
Marquette	1-1	2011
Miami (Ohio)	1-0	1992
Michigan	3-1	1993
Michigan State	5-0	2009
Middle Tennessee St	1-0	1985
Missouri	1-0	2000
Mount St. Mary's	1-0	2008
Murray State	2-0	2006
Navy	1-1	1998
New Mexico State	1-0	1975
New Orleans	1-0	1996
New York	1-0	1946
North Texas	1-0	1988
Northeastern	1-0	1991
Notre Dame	3-0	1987
Oakland	1-0	2005
Ohio	1-0	2012
Ohio State	3-1	1992
Oklahoma	2-0	2009
Oklahoma A&M	0-1	1946
Pennsylvania	2-1	1987
Penn State	0-1	2001
Pittsburgh	1-1	1981
Princeton	2-0	2001
Purdue	1-1	1977
Radford	1-0	2009
Rhode Island	1-0	1993
San Francisco	0-1	1978
South Carolina	1-0	1972
Southern	1-0	1989
St. Bonaventure	1-0	1968
SW Missouri St.	1-0	1990
Stanford	1-0	2000
Syracuse	1-2	1987
Temple	2-0	1991
Tennessee	1-0	2000
Texas	0-1	2004
Texas A&M	0-1	1980
Texas Tech	0-1	1996
Tulsa	1-0	2000
UCLA	1-1	1989
UNLV	1-0	1977
USC	1-0	2007
Utah	2-1	1998
Vermont	1-0	2012
Villanova	4-1	2009
Virginia	1-0	1981
Washington	1-0	2011
Washington State	1-0	2008
Weber State	0-1	1999
Wisconsin	1-0	2005
Yale	1-0	1957
<b>Total</b>	<b>108-40 (.730)</b>	



# NCAA TOURNAMENT HISTORY

## NCAA Tournament Appearances (43)

1941, 1946, 1957, 1959, 1967, 1968, 1969, 1972, 1975, 1976, 1977, 1978, 1979, 1980, 1981, 1982, 1983, 1984, 1985, 1986, 1987, 1988, 1989, 1990, 1991, 1992, 1993, 1994, 1995, 1996, 1997, 1998, 1999, 2000, 2001, 2004, 2005, 2006, 2007, 2008, 2009, 2011, 2012

## NCAA Championships (5)

1957, 1982, 1993, 2005, 2009

## NCAA Championship Game Appearances (9)

1946, 1957, 1968, 1977, 1981, 1982, 1993, 2005, 2009

## NCAA Final Four Appearances (18)

1946, 1957, 1967, 1968, 1969, 1972, 1977, 1981, 1982, 1991, 1993, 1995, 1997, 1998, 2000, 2005, 2008, 2009

## NCAA Elite Eight Appearances (26)

1941, 1946, 1957, 1967, 1968, 1969, 1972, 1977, 1981, 1982, 1983, 1985, 1987, 1988, 1991, 1993, 1995, 1997, 1998, 2000, 2005, 2007, 2008, 2009, 2011, 2012

## NCAA Sweet 16 Appearances (31)

1946, 1957, 1967, 1968, 1969, 1972, 1975, 1977, 1981, 1982, 1983, 1984, 1985, 1986, 1987, 1988, 1989, 1990, 1991, 1992, 1993, 1995, 1997, 1998, 2000, 2005, 2007, 2008, 2009, 2011, 2012

## HOW UNC PERFORMS

### (by seed)

Seed	W-L	Year(s)
1	50-9	1979, 1982, 1984, 1987, 1991, 1993, 1994, 1997, 1998, 2005, 2007, 2008, 2009, 2012
2	22-8	1981, 1983, 1985, 1988, 1989, 1995, 2001, 2011
3	3-4	1980, 1986, 1999, 2006
4	2-1	1992
6	2-2	1996, 2004
8	6-2	1990, 2000

## UNC VS. SEEDS

### IN NCAA TOURNAMENT PLAY

Seed	W-L	Last Faced (opponent)
1	7-3	2008 (Kansas)
2	5-5	2009 (Michigan State)
3	6-5	2009 (Villanova)
4	6-5	2011 (Kentucky)
5	6-1	2007 (USC)
6	5-1	2005 (Wisconsin)
7	5-1	2011 (Washington)
8	6-1	2012 (Creighton)
9	9-2	2008 (Arkansas)
10	4-0	1991 (Temple)
11	4-1	2011 (Marquette)
12	1-0	1991 (Eastern Michigan)
13	2-0	2012 (Ohio)
14	2-1	2006 (Murray State)
15	6-0	2011 (Long Island)
16	11-0	2012 (Vermont)

## UNC'S WON-LOSS RECORD

### AT NCAA TOURNAMENT SITES

Site	Record	Last
Atlanta, Ga.	3-2	1989
Austin, Texas	4-0	2000
Birmingham, Ala.	5-1	2000
Charlotte, N.C.	11-0	2011
Cincinnati, Ohio	2-0	1992
College Park, Md.	6-0	1977
Dallas, Texas	0-1	1990
Dayton, Ohio	1-2	2006
Denton, Texas	0-1	1980
Denver, Colo.	1-1	2004
Detroit, Mich.	2-0	2009
East Rutherford, N.J.	6-2	2007
El Paso, Texas	1-0	1981
Greensboro, N.C.	7-0	2012
Hartford, Conn.	2-0	1998
Houston, Texas	0-1	1986
Indianapolis, Ind.	0-3	2000
Kansas City, Mo.	2-0	1957
Landover, Md.	1-1	1994
Lexington, Ky.	0-2	1992
Los Angeles, Calif.	2-2	1972
Louisville, Ky.	0-4	1969
Madison, Wis.	0-2	1941
Memphis, Tenn.	2-0	2009
Morgantown, W.Va.	2-0	1972
Newark, N.J.	1-1	2011
New Orleans, La.	5-1	2001
New York, N.Y.	3-2	1959
Ogden, Utah	2-0	1986
Philadelphia, Pa.	3-1	1981
Providence, R.I.	1-1	1975
Raleigh, N.C.	7-1	2008
Richmond, Va.	1-1	1996
St. Louis, Mo.	3-0	2005
Salt Lake City, Utah	4-0	1988
San Antonio, Texas	0-2	2008
Seattle, Wash.	1-3	1999
South Bend, Ind.	2-0	1985
Syracuse, N.Y.	7-1	2005
Tallahassee, Fla.	2-0	1995
Tempe, Ariz.	0-1	1978
Winston Salem, N.C.	6-0	2007
<b>Totals</b>	<b>108-40</b>	

## MOST NO. 1 SEEDS IN NCAA HISTORY

- The 2011-12 season marks the 14th time Carolina has been a No. 1 seed in the NCAA Tournament, the fourth in six years and the 11th in 20 years.

- The Tar Heels have earned more No. 1 seeds than any team in NCAA Tournament history (Duke is second with 12).

- UNC's 14 No. 1 seeds have come in 1979, 1982, 1984, 1987, 1991, 1993, 1994, 1997, 1998, 2005, 2007, 2008, 2009 and 2012. The Tar Heels advanced to the Final Four in eight of the previous 13 seasons.

- The Tar Heels won the national championship as a No. 1 seed in 1982, 1993, 2005 and 2009, and also reached the Final Four as a No. 1 seed in 1991, 1997, 1998 and 2008.

- This season is Roy Williams's 10th No. 1 seed in 24 years as a head coach, the second-most for any coach in history. Duke's Mike Krzyzewski is first with 12; UNC's Dean Smith is third with eight.



# NCAA TOURNAMENT RESULTS

YEAR	DATE	ROUND	OPPONENT (Seeds)	W/L	SCORE	SITE	ARENA
<b>Head Coach: Bill Lange (NCAA Tournament Record at UNC– 0-2)</b>							
1941	March 21	East Semifinal	Pittsburgh	L	20-26	Madison, Wis.	Wisconsin Field House
1941	March 22	East Consolation	Dartmouth	L	59-60	Madison, Wis.	Wisconsin Field House
<b>Head Coach: Ben Carnevale (NCAA Tournament Record at UNC– 2-1)</b>							
1946	March 21	East Semifinal	NYU	W	57-49	New York, N.Y.	Madison Square Garden
1946	March 23	FF- East Final	Ohio State	W (ot)	60-57	New York, N.Y.	Madison Square Garden
1946	March 26	FF- National Championship	Oklahoma A&M	L	40-43	New York, N.Y.	Madison Square Garden
<b>Head Coach: Frank McGuire (NCAA Tournament record at UNC– 5-1)</b>							
1957	March 12	East First	Yale	W	90-74	New York, N.Y.	Madison Square Garden
1957	March 15	East Semifinal	Canisius	W	87-75	Philadelphia, Pa.	Palestra
1957	March 16	East Final	Syracuse	W	67-58	Philadelphia, Pa.	Palestra
1957	March 22	FF- National Semifinal	Michigan State	W (3ot)	74-70	Kansas City, Mo.	Municipal Auditorium
1957	March 23	FF- National Championship	Kansas	W (3ot)	54-53	Kansas City, Mo.	Municipal Auditorium
1959	March 10	East First Round	Navy	L	63-76	New York, N.Y.	Madison Square Garden
<b>Head Coach: Dean Smith (NCAA Tournament Record at UNC– 65-27)</b>							
1967	March 17	East Semifinal	Princeton	W (ot)	78-70	College Park, Md.	Cole Field House
1967	March 18	East Final	Boston College	W	96-80	College Park, Md.	Cole Field House
1967	March 24	FF- National Semifinal	Dayton	L	62-76	Louisville, Ky.	Freedom Hall
1967	March 25	FF- National Consolation	Houston	L	62-84	Louisville, Ky.	Freedom Hall
1968	March 15	East Semifinal	St. Bonaventure	W	91-72	Raleigh, N.C.	Reynolds Coliseum
1968	March 16	East Final	Davidson	W	70-66	Raleigh, N.C.	Reynolds Coliseum
1968	March 22	FF- National Semifinal	Ohio State	W	80-66	Los Angeles, Calif.	Sports Arena
1968	March 23	FF- National Championship	UCLA	L	55-78	Los Angeles, Calif.	Sports Arena
1969	March 13	East Semifinal	Duquesne	W	79-78	College Park, Md.	Cole Field House
1969	March 15	East Final	Davidson	W	87-85	College Park, Md.	Cole Field House
1969	March 20	FF- National Semifinal	Purdue	L	65-92	Louisville, Ky.	Freedom Hall
1969	March 22	FF- National Consolation	Drake	L	84-104	Louisville, Ky.	Freedom Hall
1972	March 16	East Semifinal	South Carolina	W	92-69	Morgantown, W. Va.	WVU Coliseum
1972	March 18	East Final	Penn	W	73-59	Morgantown, W. Va.	WVU Coliseum
1972	March 23	FF- National Semifinal	Florida State	L	75-79	Los Angeles, Calif.	Sports Arena
1972	March 25	FF- National Consolation	Louisville	W	105-91	Los Angeles, Calif.	Sports Arena
1975	March 15	East First	New Mexico State	W	93-69	Charlotte, N.C.	Charlotte Coliseum
1975	March 20	East Semifinal	Syracuse	L	76-78	Providence, R.I.	Providence Civic Center
1975	March 22	East Consolation	Boston College	W	110-90	Providence, R.I.	Providence Civic Center
1976	March 13	Midwest First	Alabama	L	64-79	Dayton, Ohio	Univ. of Dayton Arena
1977	March 12	East First	Purdue	W	69-66	Raleigh, N.C.	Reynolds Coliseum
1977	March 17	East Semifinal	Notre Dame	W	79-77	College Park, Md.	Cole Field House
1977	March 19	East Final	Kentucky	W	79-72	College Park, Md.	Cole Field House
1977	March 26	FF- National Semifinal	UNLV	W	84-83	Atlanta, Ga.	Omni
1977	March 28	FF- National Championship	Marquette	L	59-67	Atlanta, Ga.	Omni
1978	March 11	West Second	San Francisco	L	64-68	Tempe, Ariz.	Univ. Activities Center
1979	March 11	East Second	Penn (1/9)	L	71-72	Raleigh, N.C.	Reynolds Coliseum
1980	March 9	Midwest Second	Texas A&M (3/6)	L (2ot)	61-78	Denton, Texas	NTSU Coliseum
1981	March 15	West Second	Pittsburgh (2/10)	W	74-57	El Paso, Texas	Special Events Center
1981	March 19	West Semifinal	Utah (2/3)	W	61-56	Salt Lake City, Utah	Special Events Center
1981	March 21	West Final	Kansas State (2/8)	W	82-68	Salt Lake City, Utah	Special Events Center
1981	March 28	FF- National Semifinal	Virginia (2/1)	W	78-65	Philadelphia, Pa.	Spectrum
1981	March 30	FF- National Championship	Indiana (2/3)	L	50-63	Philadelphia, Pa.	Spectrum
1982	March 13	East Second	James Madison (1/9)	W	52-50	Charlotte, N.C.	Charlotte Coliseum
1982	March 19	East Semifinal	Alabama (1/4)	W	74-69	Raleigh, N.C.	Reynolds Coliseum
1982	March 21	East Final	Villanova (1/3)	W	70-60	Raleigh, N.C.	Reynolds Coliseum
1982	March 27	FF- National Semifinal	Houston (1/6)	W	68-63	New Orleans, La.	Superdome
1982	March 29	FF- National Championship	Georgetown (1/1)	W	63-62	New Orleans, La.	Superdome
1983	March 19	East Second	James Madison (2/10)	W	68-49	Greensboro, N.C.	Greensboro Coliseum
1983	March 25	East Semifinal	Ohio State (2/3)	W	64-51	Syracuse, N.Y.	Carrier Dome
1983	March 27	East Final	Georgia (2/4)	L	77-82	Syracuse, N.Y.	Carrier Dome
1984	March 17	East Second	Temple (1/8)	W	77-66	Charlotte, N.C.	Charlotte Coliseum
1984	March 22	East Semifinal	Indiana (1/4)	L	68-72	Atlanta, Ga.	Omni
1985	March 14	Southeast First	Middle Tennessee State (2/15)	W	76-57	South Bend, Ind.	Joyce Athletic Center
1985	March 16	Southeast Second	Notre Dame (2/7)	W	60-58	South Bend, Ind.	Joyce Athletic Center
1985	March 22	Southeast Semifinal	Auburn (2/11)	W	62-56	Birmingham, Ala.	Jefferson Coliseum
1985	March 24	Southeast Final	Villanova (2/8)	L	44-56	Birmingham, Ala.	Jefferson Coliseum
1986	March 13	West First	Utah (3/14)	W	84-72	Ogden, Utah	Dee Events Center
1986	March 15	West Second	Alabama-Birmingham (3/6)	W	77-59	Ogden, Utah	Dee Events Center
1986	March 20	West Semifinal	Louisville (3/2)	L	79-94	Houston, Texas	Summit
1987	March 12	East First	Penn (1/16)	W	113-82	Charlotte, N.C.	Charlotte Coliseum
1987	March 14	East Second	Michigan (1/9)	W	109-97	Charlotte, N.C.	Charlotte Coliseum
1987	March 19	East Semifinal	Notre Dame (1/5)	W	74-68	East Rutherford, N.J.	Meadowlands
1987	March 21	East Final	Syracuse (1/2)	L	75-79	East Rutherford, N.J.	Meadowlands
1988	March 17	West First	North Texas State (2/15)	W	83-65	Salt Lake City, Utah	Huntsman Center
1988	March 19	West Second	Loyola Marymount (2/10)	W	123-97	Salt Lake City, Utah	Huntsman Center
1988	March 25	West Semifinal	Michigan (2/3)	W	78-69	Seattle, Wash.	Kingdome
1988	March 27	West Final	Arizona (2/1)	L	52-70	Seattle, Wash.	Kingdome
1989	March 17	Southeast First	Southern (2/15)	W	93-79	Atlanta, Ga.	Omni
1989	March 19	Southeast Second	UCLA (2/7)	W	88-81	Atlanta, Ga.	Omni
1989	March 23	Southeast Semifinal	Michigan (2/3)	L	87-92	Lexington, Ky.	Rupp Arena
1990	March 15	Midwest First	SW Missouri State (8/9)	W	83-70	Austin, Texas	Erwin Center
1990	March 17	Midwest Second	Oklahoma (8/1)	W	79-77	Austin, Texas	Erwin Center
1990	March 22	Midwest Semifinal	Arkansas (8/4)	L	73-96	Dallas, Texas	Reunion Arena



YEAR	DATE	ROUND	OPPONENT (Seeds)	W/L	SCORE	SITE	ARENA
1991	March 15	East First	Northeastern (1/16)	W	101-66	Syracuse, N.Y.	Carrier Dome
1991	March 17	East Second	Villanova (1/9)	W	84-69	Syracuse, N.Y.	Carrier Dome
1991	March 22	East Semifinal	Eastern Michigan (1/12)	W	93-67	East Rutherford, N.J.	Meadowlands
1991	March 24	East Final	Temple (1/10)	W	75-72	East Rutherford, N.J.	Meadowlands
1991	March 30	FF- National Semifinal	Kansas (1/3)	L	73-79	Indianapolis, Ind.	Hoosier Dome
1992	March 19	Southeast First	Miami (Ohio) (4/13)	W	68-63	Cincinnati, Ohio	Riverfront Coliseum
1992	March 21	Southeast Second	Alabama (4/5)	W	64-55	Cincinnati, Ohio	Riverfront Coliseum
1992	March 27	Southeast Semifinal	Ohio State (4/1)	L	73-80	Lexington, Ky.	Rupp Arena
1993	March 18	East First	East Carolina (1/16)	W	85-65	Winston-Salem, N.C.	Joel Coliseum
1993	March 20	East Second	Rhode Island (1/8)	W	112-67	Winston-Salem, N.C.	Joel Coliseum
1993	March 26	East Semifinal	Arkansas (1/4)	W	80-74	East Rutherford, N.J.	Meadowlands
1993	March 28	East Final	Cincinnati (1/2)	W (ot)	75-68	East Rutherford, N.J.	Meadowlands
1993	April 3	FF- National Semifinal	Kansas (1/2)	W	78-68	New Orleans, La.	Superdome
1993	April 5	FF- National Championship	Michigan (1/1)	W	77-71	New Orleans, La.	Superdome
1994	March 18	East First	Liberty (1/16)	W	71-51	Landover, Md.	US Air Arena
1994	March 20	East Second	Boston College (1/9)	L	72-75	Landover, Md.	US Air Arena
1995	March 17	Southeast First	Murray State (2/15)	W	80-70	Tallahassee, Fla.	Leon County CC
1995	March 19	Southeast Second	Iowa State (2/7)	W	73-51	Tallahassee, Fla.	Leon County CC
1995	March 23	Southeast Semifinal	Georgetown (2/6)	W	74-64	Birmingham, Ala.	Jefferson Civic Center
1995	March 25	Southeast Final	Kentucky (2/1)	W	74-61	Birmingham, Ala.	Jefferson Civic Center
1995	April 1	FF- National Semifinal	Arkansas (2/2)	L	68-75	Seattle, Wash.	Kingdome
1996	March 15	East First	New Orleans (6/11)	W	83-62	Richmond, Va.	Richmond Coliseum
1996	March 17	East Second	Texas Tech (6/3)	L	73-92	Richmond, Va.	Richmond Coliseum
1997	March 13	East First	Fairfield (1/16)	W	82-74	Winston-Salem, N.C.	Joel Coliseum
1997	March 15	East Second	Colorado (1/9)	W	73-56	Winston-Salem, N.C.	Joel Coliseum
1997	March 21	East Semifinal	California (1/5)	W	63-57	Syracuse, N.Y.	Carrier Dome
1997	March 23	East Final	Louisville (1/6)	W	97-74	Syracuse, N.Y.	Carrier Dome
1997	March 29	FF- National Semifinal	Arizona (1/4)	L	58-66	Indianapolis, Ind.	RCA Dome
<b>Head Coach: Bill Guthridge (NCAA Tournament Record at UNC- 8-3)</b>							
1998	March 12	East First	Navy (1/16)	W	88-52	Hartford, Conn.	Hartford Civic Center
1998	March 14	East Second	UNC Charlotte (1/8)	W (ot)	93-83	Hartford, Conn.	Hartford Civic Center
1998	March 19	East Semifinal	Michigan State (1/4)	W	73-58	Greensboro, N.C.	Greensboro Coliseum
1998	March 21	East Final	Connecticut (1/2)	W	75-64	Greensboro, N.C.	Greensboro Coliseum
1998	March 28	FF- National Semifinal	Utah (1/2)	L	59-66	San Antonio, Texas	Alamodome
1999	March 11	West First	Weber State (3/14)	L	74-76	Seattle, Wash.	Key Arena
2000	March 17	South First	Missouri (8/9)	W	84-70	Birmingham, Ala.	Jefferson Civic Center
2000	March 19	South Second	Stanford (8/1)	W	60-53	Birmingham, Ala.	Jefferson Civic Center
2000	March 24	South Semifinal	Tennessee (8/4)	W	74-69	Austin, Texas	Erwin Center
2000	March 26	South Final	Tulsa (8/7)	W	59-55	Austin, Texas	Erwin Center
2000	April 3	FF- National Semifinal	Florida (8/5)	L	59-71	Indianapolis, Ind.	RCA Dome
<b>Head Coach: Matt Doherty (NCAA Tournament Record at UNC- 1-1)</b>							
2001	March 16	South First	Princeton (2/15)	W	70-48	New Orleans, La.	Superdome
2001	March 18	South Second	Penn State (2/7)	L	74-82	New Orleans, La.	Superdome
<b>Head Coach: Roy Williams (NCAA Tournament Record at UNC- 27-5)</b>							
2004	March 18	South First	Air Force (6/11)	W	63-52	Denver, Colo.	Pepsi Center
2004	March 20	South Second	Texas (6/3)	L	75-78	Denver, Colo.	Pepsi Center
2005	March 18	East First	Oakland (Mich.) (1/16)	W	96-68	Charlotte, N.C.	Charlotte Coliseum
2005	March 20	East Second	Iowa State (1/8)	W	92-65	Charlotte, N.C.	Charlotte Coliseum
2005	March 25	East Semifinal	Villanova (1/5)	W	67-66	Syracuse, N.Y.	Carrier Dome
2005	March 27	East Final	Wisconsin (1/6)	W	88-82	Syracuse, N.Y.	Carrier Dome
2005	April 2	FF- National Semifinal	Michigan State (1/5)	W	87-71	St. Louis, Mo.	Edward Jones Dome
2005	April 4	FF- National Championship	Illinois (1/1)	W	75-70	St. Louis, Mo.	Edward Jones Dome
2006	March 17	East First	Murray State (3/14)	W	69-65	Dayton, Ohio	Univ. of Dayton Arena
2006	March 19	East Second	George Mason (3/11)	L	60-65	Dayton, Ohio	Univ. of Dayton Arena
2007	March 15	East First	Eastern Kentucky (1/16)	W	86-65	Winston-Salem, N.C.	Joel Coliseum
2007	March 17	East Second	Michigan State (1/9)	W	81-67	Winston-Salem, N.C.	Joel Coliseum
2007	March 23	East Semifinal	Southern California (1/5)	W	74-64	East Rutherford, N.J.	Meadowlands
2007	March 25	East Final	Georgetown (1/2)	L (ot)	84-96	East Rutherford, N.J.	Meadowlands
2008	March 21	East First	Mount St. Mary's (1/16)	W	113-74	Raleigh, N.C.	RBC Center
2008	March 23	East Second	Arkansas (1/9)	W	108-77	Raleigh, N.C.	RBC Center
2008	March 27	East Semifinal	Washington State (1/4)	W	68-47	Charlotte, N.C.	Bobcats Arena
2008	March 29	East Final	Louisville (1/3)	W	83-73	Charlotte, N.C.	Bobcats Arena
2008	April 5	FF- National Semifinal	Kansas (1/1)	L	66-84	San Antonio, Texas	Alamodome
2009	March 19	South First	Radford (1/16)	W	101-58	Greensboro, N.C.	Greensboro Coliseum
2009	March 21	South Second	LSU (1/8)	W	84-70	Greensboro, N.C.	Greensboro Coliseum
2009	March 27	South Semifinal	Gonzaga (1/4)	W	98-77	Memphis, Tenn.	FedExForum
2009	March 29	South Final	Oklahoma (1/2)	W	72-60	Memphis, Tenn.	FedExForum
2009	April 4	FF- National Semifinal	Villanova (1/3)	W	83-69	Detroit, Mich.	Ford Field
2009	April 6	FF-National Championship	Michigan State (1/2)	W	89-72	Detroit, Mich.	Ford Field
2011	March 18	East Second	Long Island University (2/15)	W	102-87	Charlotte, N.C.	Time Warner Cable Arena
2011	March 20	East Third	Washington (2/7)	W	86-83	Charlotte, N.C.	Time Warner Cable Arena
2011	March 25	East Semifinal	Marquette (2/11)	W	81-63	Newark, N.J.	Prudential Center
2011	March 27	East Final	Kentucky (2/4)	L	69-76	Newark, N.J.	Prudential Center
2012	March 16	Midwest Second	Vermont (1/16)	W	77-58	Greensboro, N.C.	Greensboro Coliseum
2012	March 18	Midwest Third	Creighton (1/8)	W	87-73	Greensboro, N.C.	Greensboro Coliseum
2012	March 23	Midwest Semifinal	Ohio (1/13)	W (ot)	73-65	St. Louis, Mo.	Edward Jones Dome

UNC seed is listed first



# NCAA TOURNAMENT

## North Carolina Game-by-Game Statistics

DATE	OPPONENT	RD	UNC W/L	UNC PTS	FG	FG%	1st FG%	2nd FG%	3FG	3FG%	FT	FT%	O-D-REB	PF	A	TO	B	ST
3-21-41	Pittsburgh	E-sf	L	20	9						2-8	.250		9				
3-22-41	Dartmouth	E-con	L	59	23						13-17	.765		12				
3-21-46	NYU	E-sf	W	57	24-52	.462					9-18	.500		23				
3-23-46	Ohio State	E-f	W*	60	23-91	.253					14-29	.483						
3-26-46	Oklahoma A&M	FF-nc	L	40	13						14-21	.667						
3-12-57	Yale	E-1	W	90	31-58	.534					28-40	.700	43	18				
3-15-57	Canisius	E-sf	W	87	30-60	.500					27-37	.730	45	19				
3-16-57	Syracuse	E-f	W	67	17-47	.362					33-45	.733	47	16				
3-22-57	Michigan State	FF-sf	W***	74	28-88	.318					18-26	.692	54	22				
3-23-57	Kansas	FF-nc	W***	54	21-45	.467					12-22	.545	36	21				
3-10-59	Navy	E-1	L	63	23-70	.329					17-23	.739	44	25				
3-17-67	Princeton	E-sf	W*	78	23-64	.359					32-43	.744	64	17	10	13		
3-18-67	Boston College	E-f	W	96	35-63	.556					26-32	.813	41	16	22	10		
3-24-67	Dayton	FF-sf	L	62	26-72	.361	.281	.425			10-12	.833	43	22	7	13		
3-25-67	Houston	FF-con	L	62	24-85	.282	.244	.318			14-25	.560	52	19	10	15		
3-15-68	St. Bonaventure	E-sf	W	91	37-71	.521	.514	.527			17-26	.654	53	22	14	21		
3-16-68	Davidson	E-f	W	70	27-62	.435	.393	.482			16-23	.696	38	16	12	14		
3-22-68	Ohio State	FF-sf	W	80	33-71	.465					14-20	.700	53	14				
3-23-68	UCLA	FF-nc	L	55	22-63	.349					11-19	.579	35	17	11	23		
3-13-69	Duquesne	E-sf	W	79	28-61	.459	.486	.423			23-33	.697	37	15	14	20		
3-15-69	Davidson	E-f	W	87	35-65	.538	.571	.500			17-22	.773	32	18	16	16		
3-20-69	Purdue	FF-sf	L	65	25-62	.403					15-25	.600	13-24-37	18	15	26		
3-22-69	Drake	FF-con	L	84	32-68	.471					20-31	.645	24-23-47	17	12	36		
3-16-72	South Carolina	E-sf	W	92	31-65	.477					30-40	.750	52	23	19	18		
3-18-72	Penn	E-f	W	73	25-48	.521					23-29	.793	35	18	16	17		
3-23-72	Florida State	FF-sf	L	75	29-70	.414	.444	.395			17-25	.680	51	27	20	26		
3-25-72	Louisville	FF-con	W	105	36-59	.610	.645	.571			33-44	.750	46	24	25	30		
3-15-75	New Mexico State	E-1	W	93	37-61	.607	.615	.600			19-24	.792	26	17	25	18	5	15
3-20-75	Syracuse	E-sf	L	76	32-49	.653	.667	.636			12-15	.800	27	18	23	22	4	2
3-22-75	Boston College	E-con	W	110	44-77	.571	.600	.548			22-28	.786	52	18	36	23	0	2
3-13-76	Alabama	ME-1	L	64	27-73	.370	.333	.400			10-12	.833	36	21	21	17	2	16
3-12-77	Purdue	E-1	W	69	28-59	.475	.462	.500			13-19	.684	33	17	17	13	4	5
3-17-77	Notre Dame	E-sf	W	79	31-70	.443	.417	.471			17-19	.895	27	21	26	8	1	10
3-19-77	Kentucky	E-f	W	79	23-38	.605	.643	.500			33-36	.917	26	22	18	8	6	5
3-26-77	UNLV	FF-sf	W	84	33-56	.589	.528	.700			18-28	.643	41	11	19	27	1	8
3-28-77	Marquette	FF-nc	L	59	24-51	.471	.414	.545			11-16	.688	28	24	16	14	1	6
3-11-78	San Francisco	W-2	L	64	30-71	.423	.441	.405			4-6	.667	27	17	15	7	4	12
3-11-79	Penn (1/9)	E-2	L	71	29-59	.492	.542	.457			13-18	.722	33	23	15	18	2	6
3-9-80	Texas A&M (3/6)	MW-2	L**	61	23-64	.359	.423	.316			15-24	.625	42	36	4	16	2	6
3-15-81	Pittsburgh (2/10)	W-2	W	74	27-46	.587					20-27	.741	21-13-34	19	12	20	4	5
3-19-81	Utah (2/3)	W-sf	W	61	23-43	.535	.423	.706			15-24	.625	34	17	16	18	7	3
3-21-81	Kansas State (2/8)	W-f	W	82	33-61	.541	.576	.500			16-19	.842	40	16	20	8	2	6
3-28-81	Virginia (2/1)	FF-sf	W	78	25-47	.532	.381	.654			28-37	.757	31	16	11	11	3	5
3-30-81	Indiana (2/3)	FF-nc	L	50	20-47	.426	.500	.360			10-16	.625	29	23	12	19	2	9
3-13-82	James Madison (1/9)	E-2	W	52	20-38	.526	.591	.438			12-23	.522	20	15	10	12	2	5
3-19-82	Alabama (1/4)	E-sf	W	74	24-43	.558	.535	.600			26-31	.839	25	14	17	12	0	3
3-21-82	Villanova (1/3)	E-f	W	70	25-44	.568	.417	.750			20-24	.833	20	12	21	13	5	5
3-27-82	Houston (1/6)	FF-sf	W	68	26-44	.591	.481	.765			16-19	.842	26	14	15	15	2	5
3-29-82	Georgetown (1/1)	FF-nc	W	63	25-47	.532	.483	.611			13-22	.591	30	11	14	13	1	7
3-19-83	James Madison (2/10)	E-2	W	68	25-38	.658	.600	.722			18-28	.643	27	13	20	17	7	9
3-25-83	Ohio State (2/3)	E-sf	W	64	21-45	.467	.523	.417			22-25	.880	8-18-26	17	11	10	2	3
3-27-83	Georgia (2/4)	E-f	L	77	31-63	.492	.592	.417			15-17	.882	13-19-32	26	13	10	5	4
3-17-84	Temple (1/8)	E-2	W	77	30-54	.556	.485	.667			17-24	.708	43	16	15	19	10	4
3-22-84	Indiana (1/4)	E-sf	L	68	26-62	.419	.407	.428			16-23	.696	37	27	15	13	2	5
3-14-85	Middle Tenn St (2/15)	SE-1	W	76	28-53	.528	.462	.593			20-27	.741	41	12	12	16	10	3
3-16-85	Notre Dame (2/7)	SE-2	W	60	26-47	.553	.552	.556			8-12	.667	30	18	13	14	3	4
3-22-85	Auburn (2/11)	SE-sf	W	62	25-49	.510	.519	.500			12-18	.667	32	12	16	8	3	2
3-24-85	Villanova (2/8)	SE-f	L	44	20-44	.455	.435	.476			4-7	.571	29	16	11	19	2	3
3-13-86	Utah (3/14)	W-1	W	84	31-54	.574	.600	.552			22-29	.759	29	14	21	11	7	4
3-15-86	UAB (3/6)	W-2	W	77	26-57	.456	.467	.444			25-34	.735	53	25	18	16	4	2
3-20-86	Louisville (3/2)	W-sf	L	79	34-69	.493	.514	.471			11-18	.611	40	26	25	18	1	2
3-12-87	Penn (1/16)	E-1	W	113	36-65	.554	.588	.516	8-20	.400	33-45	.733	19-28-47	21	30	10	4	6
3-14-87	Michigan (1/9)	E-2	W	109	36-65	.554	.606	.500	10-17	.588	27-36	.750	16-26-42	16	18	11	0	6
3-19-87	Notre Dame (1/5)	E-sf	W	74	34-52	.654	.593	.720	1-7	.143	5-9	.556	6-15-21	15	17	10	3	5
3-21-87	Syracuse (1/2)	E-f	L	75	31-64	.484	.371	.556	8-20	.400	5-8	.625	12-20-32	23	18	14	3	4
3-17-88	North Texas State (2/15)	W-1	W	83	30-57	.526	.454	.625	5-11	.454	18-23	.783	11-30-41	15	20	17	1	11
3-19-88	Loyola Marymount (2/10)	W-2	W	123	49-62	.790	.781	.800	6-9	.667	19-27	.704	9-47-56	23	36	26	4	1
3-25-88	Michigan (2/3)	W-sf	W	78	26-52	.500	.321	.708	5-15	.333	21-30	.700	11-20-31	14	17	11	2	6
3-27-88	Arizona (2/1)	W-f	L	52	20-56	.357	.407	.310	6-19	.316	6-8	.750	10-17-27	22	12	12	1	4
3-17-89	Southern (2/15)	SE-1	W	93	40-69	.580	.553	.613	4-11	.364	9-14	.643	15-34-49	14	25	20	3	5
3-19-89	UCLA (2/7)	SE-2	W	88	30-58	.517	.472	.591	7-23	.304	21-30	.700	9-28-37	21	22	7	2	4
3-23-89	Michigan (2/3)	SE-sf	L	87	35-66	.530	.606	.455	7-16	.438	10-15	.667	7-24-31	14	24	14	1	11
3-15-90	SW Missouri State (8/9)	MW-1	W	83	36-64	.562	.571	.552	2-6	.333	9-17	.529	16-21-37	20	16	10	4	8
3-17-90	Oklahoma (8/1)	MW-2	W	79	29-54	.537	.565	.516	7-10	.700	14-19	.736	8-24-32	20	18	17	5	10
3-22-90	Arkansas (8/4)	MW-sf	L	73	26-62	.419	.462	.389	5-17	.294	16-25	.640	40	17	12	19	2	5

DATE	OPPONENT	RD	UNC W/L	PTS	FG	FG%	1st FG%	2nd FG%	3FG	3FG%	FT	FT%	O-D-REB	PF	A	TO	B	ST
3-15-91	Northeastern (1/16)	E-1	W	101	39-67	.582	.625	.543	3-7	.429	20-29	.690	15-32-47	12	25	20	7	9
3-17-91	Villanova (1/9)	E-2	W	84	32-61	.525	.515	.536	6-13	.462	14-21	.667	12-23-35	12	27	16	3	13
3-22-91	Eastern Michigan (1/12)	E-sf	W	93	35-66	.530	.514	.548	6-9	.667	17-23	.739	16-24-40	14	16	12	8	9
3-24-91	Temple (1/10)	E-f	W	75	28-61	.459	.400	.516	7-17	.412	12-14	.857	11-29-40	12	15	7	6	2
3-30-91	Kansas (1/3)	FF-sf	L	73	28-73	.384	.371	.395	3-18	.167	14-23	.609	19-23-42	27	16	15	4	11
3-19-92	Miami (Ohio) (4/13)	SE-1	W	68	22-56	.393	.452	.320	2-8	.250	22-30	.733	17-17-34	13	9	12	4	11
3-21-92	Alabama (4/5)	SE-2	W	64	25-52	.481	.467	.500	0-6	.000	14-21	.667	14-35-49	15	14	23	6	5
3-27-92	Ohio State (4/1)	SE-sf	L	73	27-57	.474	.583	.394	1-8	.125	18-20	.900	13-26-39	17	12	16	5	3
3-18-93	East Carolina (1/16)	E-1	W	85	29-53	.547	.581	.500	5-16	.313	22-27	.815	11-23-34	9	15	8	4	7
3-20-93	Rhode Island (1/8)	E-2	W	112	42-74	.568	.576	.561	6-14	.429	22-30	.733	15-35-50	15	28	11	6	9
3-26-93	Arkansas (1/4)	E-sf	W	80	30-62	.484	.531	.433	4-12	.333	16-26	.615	21-24-45	13	19	12	3	5
3-28-93	Cincinnati (1/2)	E-f	W*	75	27-58	.466	.520	.424	3-8	.375	18-25	.720	16-27-43	15	14	18	5	11
4-3-93	Kansas (1/2)	FF-f	W	78	28-52	.538	.531	.550	5-7	.714	17-24	.708	14-21-35	13	17	16	1	8
4-5-93	Michigan (1/1)	FF-nc	W	77	27-55	.491	.412	.619	5-11	.455	18-23	.783	10-19-29	10	13	10	4	7
3-18-94	Liberty (1/16)	E-1	W	71	25-57	.439	.357	.517	1-6	.167	20-24	.833	15-34-49	8	12	16	7	9
3-20-94	Boston College (1/9)	E-2	L	72	25-63	.397	.433	.364	4-17	.235	18-23	.783	21-27-48	13	8	14	5	4
3-17-95	Murray State (2/15)	SE-1	W	80	27-51	.529	.516	.550	6-18	.333	20-24	.833	10-28-38	11	12	18	4	5
3-19-95	Iowa State (2/7)	SE-2	W	73	29-56	.518	.500	.529	9-19	.474	6-9	.667	11-24-35	11	9	15	3	6
3-23-95	Georgetown (2/6)	SE-sf	W	74	27-59	.458	.419	.500	7-24	.292	13-21	.619	16-25-41	18	13	12	11	3
3-25-95	Kentucky (2/1)	SE-f	W	74	24-49	.490	.455	.519	4-15	.267	22-28	.786	6-37-43	12	12	20	3	5
4-1-95	Arkansas (2/2)	FF-sf	L	68	21-56	.375	.469	.250	10-28	.357	16-24	.667	12-31-43	13	15	15	5	3
3-15-96	New Orleans (6/11)	E-1	W	83	31-66	.470	.405	.552	10-22	.455	11-15	.733	17-29-46	9	19	8	4	5
3-17-96	Texas Tech (6/3)	E-2	L	73	27-65	.415	.444	.395	7-26	.269	12-18	.667	16-17-33	22	13	10	2	5
3-13-97	Fairfield (1/16)	E-1	W	82	33-64	.516	.379	.629	6-18	.333	10-14	.714	13-15-28	12	22	2	6	6
3-15-97	Colorado (1/9)	E-2	W	73	26-65	.400	.368	.444	5-14	.357	16-24	.667	20-32-52	13	12	15	1	3
3-21-97	California (1/5)	E-sf	W	63	22-49	.449	.458	.440	8-14	.571	11-17	.647	6-28-34	14	14	14	2	6
3-23-97	Louisville (1/6)	E-f	W	97	33-59	.559	.625	.481	6-12	.500	25-30	.833	13-26-39	15	22	12	1	12
3-29-97	Arizona (1/4)	FF-sf	L	58	23-74	.311	.343	.282	4-21	.190	8-10	.800	22-30-52	20	14	17	2	11
3-12-98	Navy (1/16)	E-1	W	88	32-63	.508	.500	.514	7-14	.500	17-28	.607	15-42-57	11	18	17	8	6
3-14-98	UNC Charlotte (1/8)	E-2	W*	93	31-64	.484	.448	.481	10-20	.500	21-26	.808	14-20-34	11	17	9	3	6
3-19-98	Michigan State (1/4)	E-sf	W	73	26-59	.441	.471	.400	2-10	.200	19-27	.704	21-30-51	13	11	11	4	1
3-21-98	Connecticut (1/2)	E-f	W	75	31-63	.492	.471	.517	4-14	.286	9-11	.818	14-25-39	10	17	8	5	4
3-28-98	Utah (1/2)	FF-sf	L	59	27-69	.391	.306	.485	3-23	.130	2-7	.286	15-27-42	19	14	8	5	5
3-11-99	Weber State (3/14)	W-1	L	74	28-68	.412	.433	.395	9-21	.429	9-13	.692	15-24-39	16	15	12	4	5
3-17-00	Missouri (8/9)	S-1	W	84	32-71	.451	.459	.441	3-12	.250	17-26	.654	26-29-55	12	16	15	5	5
3-19-00	Stanford (8/1)	S-2	W	60	22-50	.440	.462	.417	4-7	.571	12-19	.632	8-24-32	13	15	8	8	4
3-24-00	Tennessee (8/4)	S-sf	W	74	29-58	.500	.469	.538	4-9	.444	12-17	.706	10-24-34	19	12	14	9	6
3-26-00	Tulsa (8/7)	S-f	W	59	22-50	.440	.542	.346	2-12	.167	13-19	.684	10-30-40	11	11	15	3	8
4-3-00	Florida (8/5)	FF-sf	L	59	20-57	.351	.370	.333	5-22	.227	14-23	.609	14-28-42	22	13	17	5	3
3-16-01	Princeton (2/15)	S-1	W	70	26-47	.553	.600	.500	3-11	.273	15-18	.833	8-30-38	10	17	16	4	11
3-18-01	Penn State (2/7)	S-2	L	74	30-64	.469	.563	.375	3-17	.176	11-14	.786	16-28-44	17	17	22	5	5
3-18-04	Air Force (6/11)	S-1	W	63	22-53	.415	.323	.545	4-13	.308	15-18	.833	14-21-35	15	12	13	1	10
3-20-04	Texas (6/3)	S-2	L	75	25-65	.385	.400	.367	9-28	.321	16-19	.842	16-20-36	21	14	11	1	6
3-18-05	Oakland (1/16)	E-1	W	96	37-58	.638	.733	.536	12-19	.632	10-19	.526	15-24-39	13	27	15	3	9
3-20-05	Iowa State (1/8)	E-2	W	92	31-65	.477	.432	.536	8-25	.320	22-37	.595	15-36-50	18	20	13	4	14
3-25-05	Villanova (1/5)	E-sf	W	67	20-48	.417	.379	.474	8-19	.421	19-24	.792	12-30-42	24	11	17	3	3
3-27-05	Wisconsin (1/6)	E-f	W	88	34-64	.531	.594	.469	5-16	.313	15-18	.833	12-21-33	15	19	9	5	5
4-2-05	Michigan State (1/5)	FF-sf	W	87	35-71	.493	.417	.571	6-20	.300	11-17	.647	13-38-51	17	18	13	6	5
4-4-05	Illinois (1/1)	FF-nc	W	75	27-52	.519	.552	.478	9-16	.563	12-19	.632	8-26-34	13	12	10	2	4
3-17-06	Murray State (3/14)	E-1	W	69	22-48	.458	.391	.520	5-18	.278	20-25	.800	12-25-37	12	15	17	3	10
3-19-06	George Mason (3/11)	E-2	L	60	23-64	.359	.343	.379	10-30	.333	4-4	1.000	13-27-40	15	16	13	10	3
3-15-07	Eastern Kentucky (1/16)	E-1	W	86	37-57	.649	.667	.630	6-13	.462	6-11	.545	11-27-38	8	24	22	6	7
3-17-07	Michigan State (1/9)	E-2	W	81	25-52	.481	.469	.500	6-16	.375	25-34	.735	14-26-40	17	12	10	3	6
3-23-07	Southern California (1/5)	E-sf	W	74	30-77	.390	.375	.405	2-14	.143	12-17	.706	20-26-46	14	11	9	4	6
3-25-07	Georgetown (1/2)	E-f	L*	84	25-71	.352	.484	.333	5-20	.250	29-34	.853	21-22-43	19	15	9	4	5
3-21-08	Mount St. Mary's (1/16)	E-1	W	113	43-71	.606	.579	.636	7-16	.438	20-25	.800	18-30-48	16	25	9	4	11
3-23-08	Arkansas (1/9)	E-2	W	108	44-65	.677	.613	.735	8-16	.500	12-17	.706	11-21-32	18	28	7	5	3
3-27-08	Washington State (1/4)	E-sf	W	68	25-58	.431	.481	.387	5-15	.333	13-19	.684	14-32-46	16	11	13	5	5
3-29-08	Louisville (1/3)	E-f	W	83	31-58	.534	.581	.481	13-27	.273	18-21	.857	15-18-33	17	16	14	0	9
4-5-08	Kansas (1/1)	FF-sf	L	66	24-67	.358	.290	.417	5-24	.208	13-15	.867	13-20-33	14	7	18	3	7
3-19-09	Radford (1/16)	S-1	W	101	38-84	.452	.500	.405	5-14	.357	20-24	.833	20-39-59	13	17	12	8	11
3-21-09	LSU (1/8)	S-2	W	84	32-59	.542	.516	.571	6-13	.462	14-18	.778	11-21-32	9	13	10	5	11
3-27-09	Gonzaga (1/4)	S-sf	W	98	36-68	.529	.594	.472	11-19	.579	15-27	.556	11-31-42	17	23	9	4	8
3-29-09	Oklahoma (1/2)	S-f	W	72	26-51	.510	.433	.619	5-14	.357	15-16	.938	6-21-27	19	13	12	2	9
4-4-09	Villanova (1/3)	FF-sf	W	83	25-62	.403	.485	.310	11-22	.500	22-37	.595	14-34-48	20	16	12	6	6
4-6-09	Michigan State (1/2)	FF-nc	W	89	28-61	.459	.529	.370	5-12	.417	28-40	.700	11-24-35	22	13	7	0	9
3-18-11	Long Island (2/15)	E-2	W	102	34-67	.507	.528	.484	3-17	.176	31-42	.738	12-42-54	19	21	18	10	3
3-20-11	Washington (2/7)	E-3	W	86	31-66	.470	.444	.500	6-12	.500	18-23	.783	12-25-37	9	18	9	5	7
3-25-11	Marquette (2/11)	E-sf	W	81	31-74	.419	.450	.382	5-16	.313	14-21	.667	22-26-48	16	15	7	8	11
3-27-11	Kentucky (2/4)	E-f	L	69	27-62	.435	.367	.500	3-16	.188	12-15	.800	11-25-36	17	13	13	5	9
3-16-12	Vermont (1/16)	MW-2	W	77	27-65	.415	.414	.416	5-18	.278	18-24	.750	15-22-37	10	14	11	6	14
3-18-12	Creighton (1/8)	MW-3	W	87	33-65	.508	.545	.469	8-16	.500	13-19	.684	11-33-44	8	16	9	9	4
3-23-12	Ohio (1/13)	MW-sf	W*	73	26-65	.400	.400	.387	7-22	.318	14-24	.583	22-41-63	13	18	24	8	4

\* denotes number of overtimes



## NCAA TOURNAMENT SINGLE-GAME HIGHS/LOWS

### North Carolina Team

#### Most Points

123 vs. Loyola Marymount, 1988 West 2nd  
113 vs. Pennsylvania, 1987 East 1st  
113 vs. Mount St. Mary's, 2008 East 1st  
112 vs. Rhode Island, 1993 East 2nd  
110 vs. Boston College, 1975 East 3rd Place

#### Fewest Points

20 vs. Pittsburgh, 1941 East Semifinal  
40 vs. Oklahoma A&M, 1946 NCAA Final  
44 vs. Villanova, 1985 Southeast Final  
50 vs. Indiana, 1981 NCAA Final  
52 vs. James Madison, 1982 East 2nd  
52 vs. Arizona, 1988 West Final

#### Most Points in a Half

65 vs. Loyola Marymount (1st), 1988 West 2nd  
62 vs. Rhode Island (2nd), 1993 East 2nd  
60 vs. Michigan (1st), 1987 East 1st  
60 vs. Mount St. Mary's (1st), 2008 East 1st  
59 vs. Oakland (1st), 2005 East 1st

#### Fewest Points in a Half

8 vs. Pittsburgh (2nd half), 1941 East Semifinal  
12 vs. Pittsburgh (1st half), 1941 East Semifinal  
17 vs. Oklahoma A&M (1st), 1946 NCAA Final  
17 vs. Kansas (2nd), 1957 NCAA Final  
19 vs. Ohio State (1st), 1946 East Final

#### Largest Winning Margin

45 vs. Rhode Island (112-67), 1993 East 2nd  
43 vs. Radford (101-58), 2009 South 1<sup>st</sup>  
39 vs. Mount St. Mary's (113-74), 2008 East 1st  
36 vs. Navy (88-52), 1998 East 1st  
35 vs. Northeastern (101-66), 1991 East 1st

#### Largest Margin in a Loss

27 vs. Purdue (65-92), 1969 NCAA Semifinal  
23 vs. UCLA (55-78), 1968 NCAA Final  
23 vs. Arkansas (73-96), 1990 Midwest Semifinal  
22 vs. Houston (62-84), 1967 NCAA 3rd Place  
20 vs. Drake (84-104), 1969 NCAA 3rd Place

#### Most Points, Both Teams Combined

220 – UNC 123, Loyola Marymount 97, 1988 West 2nd  
206 – UNC 109, Michigan 97, 1987 East 2nd  
200 – UNC 110, Boston College 90, 1975 East 3rd Place  
196 – UNC 105, Louisville 91, 1972 NCAA 3rd Place  
195 – UNC 113, Penn 82, 1987 East 1st

#### Fewest Points, Both Teams Combined

46 – Pittsburgh 26, UNC 20, 1941 East Semifinal  
83 – Oklahoma A&M 43, UNC 40, 1946 NCAA Final  
100 – Villanova 56, UNC 44, 1985 Southeast Final  
102 – UNC 52, James Madison 50, 1982 East 2nd  
106 – UNC 57, NYU 49, 1946 East Semifinal

#### Most Field Goals

49 vs. Loyola Marymount, 1988 West 2nd  
44 vs. Boston College, 1975 East 3rd Place  
44 vs. Arkansas, 2008 East 2nd  
43 vs. Mount St. Mary's, 2008 East 1st  
42 vs. Rhode Island, 1993 East 2nd

#### Fewest Field Goals

13 vs. Oklahoma A&M, 1946 NCAA Final  
17 vs. Syracuse, 1957 East Final  
20 vs. Indiana, 1981 NCAA Final  
20 vs. James Madison, 1982 East 2nd  
20 vs. Villanova, 1985 Southeast Final

20 vs. Arizona, 1988 West Final  
20 vs. Villanova, 2005 East Semifinal

#### Most Field Goals Attempted

91 vs. Ohio State, 1946 East Final  
88 vs. Michigan State, 1957 NCAA Semifinal  
85 vs. Houston, 1967 NCAA 3rd Place  
84 vs. Radford, 2009 South 1<sup>st</sup>  
77 vs. Boston College, 1975 East 3rd Place  
77 vs. Southern California, 2007 East Semifinal

#### Fewest Field Goals Attempted

38 vs. Kentucky, 1977 East Final  
38 vs. James Madison, 1982 East 2nd  
38 vs. James Madison, 1983 East 2nd  
43 vs. Utah, 1981 West Semifinal  
43 vs. Alabama, 1982 East Semifinal

#### Highest Field Goal Percentage

79.0 vs. Loyola Marymount (49-62), 1988 West  
67.7 vs. Arkansas (44-65), 2008 East 2nd  
65.8 vs. James Madison (25-38), 1983 East 2nd  
65.4 vs. Notre Dame (34-52), 1987 East Semifinal  
65.3 vs. Syracuse (32-49), 1975 East Semifinal

#### Lowest Field Goal Percentage

25.3 vs. Ohio State (23-91), 1946 East Final  
28.2 vs. Houston (24-85), 1967 NCAA 3rd Place  
31.1 vs. Arizona (23-74), 1997 NCAA Semifinal  
31.8 vs. Michigan State (28-88), 1957 NCAA Semifinal  
32.9 vs. Navy (23-70), 1959 East 1st

#### Highest Field Goal Percentage in a Half (70 percent or higher)

.790 vs. Loyola Marymount, 1st half (23-30), 1988 West 2nd  
.781 vs. Loyola Marymount, 2nd half (25-32), 1988 West 2nd  
.765 vs. Houston, 2nd half (13-17), 1982 NCAA Semifinal  
.750 vs. Villanova, 2nd half (15-20), 1982 East Final  
.735 vs. Arkansas, 2nd half (25-34), 2008 East 2nd  
.733 vs. Oakland, 1st half (22-30), 2005 East 1st  
.722 vs. James Madison, 2nd half (13-18), 1983 East 2nd  
.720 vs. Notre Dame, 2nd half, 1987 East Semifinal  
.706 vs. Utah, 2nd half, 1981 West Semifinal  
.700 vs. UNLV, 2nd half, 1977 NCAA Semifinal

#### Lowest Field Goal Percentage in a Half

.244 vs. Houston, 1st half (10 of 41), 1967 NCAA 3rd Place  
.250 vs. Arkansas, 2nd half (6 of 24), 1995 NCAA Semifinal  
.281 vs. Dayton, 1st half (9 of 32), 1967 NCAA Semifinal  
.282 vs. Arizona, 2nd half (11 of 39), 1997 NCAA Semifinal  
.290 vs. Kansas, 1st half (9 of 31), 2008 NCAA Semifinal

#### Most Three-Point Field Goals Made

12 vs. Oakland, 2005 Syracuse 1st  
11 vs. Gonzaga, 2009 South Semifinal  
11 vs. Villanova, 2009 NCAA Semifinal  
10 vs. Michigan, 1987 East 2nd  
10 vs. Arkansas, 1995 NCAA Semifinal  
10 vs. New Orleans, 1996 East 1st  
10 vs. UNC Charlotte, 1998  
10 vs. George Mason, 2006 East 2nd

#### Fewest Three-Point Field Goals Made

0 vs. Alabama, 1992 Southeast 2nd  
1 vs. Notre Dame, 1987 East Semifinal  
1 vs. Ohio State, 1992 Southeast Semifinal  
1 vs. Liberty, 1994 East 1st  
2 vs. Miami (Ohio), 1992 Southeast 1st  
2 vs. Michigan State, 1998 East Semifinal  
2 vs. Tulsa, 2000 South Final  
2 vs. Southern California, 2007 East Semifinal



**Most Three-Point Field Goal Attempts**

30 vs. George Mason, 2006 East 2nd  
28 vs. Arkansas, 1995 NCAA Semifinal  
28 vs. Texas, 2004 South 2nd  
26 vs. Texas Tech, 1996 East 2nd  
25 vs. Iowa State, 2005 Syracuse 2nd

**Fewest Three-Point Field Goal Attempts**

6 vs. SW Missouri State, 1990 Midwest 1st  
6 vs. Alabama, 1992 Southeast 2nd  
6 vs. Liberty, 1994 East 1st  
7 vs. Notre Dame, 1987 East Semifinal  
7 vs. Northeastern, 1991 East 1st  
7 vs. Kansas, 1993 NCAA Semifinal  
7 vs. Stanford, 2000 South 2nd

**Highest Three-Point FG Percentage (min. 7 attempts)**

71.4 vs. Kansas (5-7), 1993 NCAA Semifinal  
70.0 vs. Oklahoma (7-10), 1990 Midwest 2nd  
66.7 vs. Loyola Marymount (6-9), 1988 West 2nd  
66.7 vs. Eastern Michigan (6-9), 1991 East Semifinal  
63.2 vs. Oakland (12-19), 2005 Syracuse 1st

**Lowest Three-Point FG Percentage (min. 7 attempts)**

12.5 vs. Ohio State (1-8), 1992 Southeast Semifinal  
13.0 vs. Utah (3-23), 1998 NCAA Semifinal  
14.3 vs. Notre Dame (1-7), 1987 East Semifinal  
14.3 vs. Southern California (2-14), 2007 East Semifinal  
16.7 vs. Kansas (3-18), 1991 NCAA Semifinal  
16.7 vs. Tulsa (2-12), 2000 South Final

**Most Free Throws Made**

33 vs. Syracuse, 1957 East Final  
33 vs. Louisville, 1972 NCAA 3rd Place  
33 vs. Kentucky, 1977 East Final  
33 vs. Pennsylvania, 1987 East 1st  
32 vs. Princeton, 1967 East Semifinal

**Fewest Free Throws Made**

2 vs. Utah, 1998 NCAA Semifinal  
4 vs. San Francisco, 1978 West 2nd  
4 vs. Villanova, 1985 Southeast Final  
4 vs. George Mason, 2006 East 2nd  
5 vs. Notre Dame, 1987 East Semifinal  
5 vs. Syracuse, 1987 East Final

**Most Free Throws Attempted**

45 vs. Syracuse, 1957 East Final  
45 vs. Pennsylvania, 1987 East 1st  
44 vs. Louisville, 1972 NCAA 3rd Place  
43 vs. Princeton, 1967 East Semifinal  
42 vs. Long Island, 2011 East 2nd

**Fewest Free Throws Attempted**

4 vs. George Mason, 2006 East 2nd  
6 vs. San Francisco, 1978 West 2nd  
7 vs. Villanova, 1985 Southeast Final  
7 vs. Utah, 1998 NCAA Semifinal  
8 vs. Syracuse, 1987 East Final  
8 vs. Arizona, 1988 West Final

**Highest Free Throw Percentage (min. 10 attempts)**

93.8 vs. Oklahoma (15-16), 2009 South Final  
91.7 vs. Kentucky (33-36), 1977 East Final  
90.0 vs. Ohio State (18-20), 1992 Southeast Semifinal  
89.5 vs. Notre Dame (17-19), 1977 East Semifinal  
88.2 vs. Georgia (15-17), 1983 East Final

**Lowest Free Throw Percentage (min. 10 attempts)**

48.3 vs. Ohio State (14-29), 1946 East Final  
52.2 vs. James Madison (12-23), 1982 East 2nd  
52.6 vs. Oakland (10-19), 2005 East 1st  
52.9 vs. UCLA (11-19), 1968 NCAA Final  
52.9 vs. SW Missouri State (9-17), 1990 Midwest 1st

**Lowest Free Throw Percentage (min. 30 attempts)**

59.5 vs. Iowa State (22-37), 1995 Southeast 2nd  
59.5 vs. Villanova (22-37), 2009 NCAA Semifinal

**Most Rebounds**

64 vs. Princeton, 1967 East Semifinal  
63 vs. Ohio, 2012 Midwest Semifinal  
59 vs. Radford, 2009 South 1<sup>st</sup>  
57 vs. Navy, 1998 East 1st  
56 vs. Loyola Marymount, 1988 West 2nd

**Fewest Rebounds**

20 vs. James Madison, 1982 East 2nd  
21 vs. Notre Dame, 1987 East Semifinal  
25 vs. Alabama, 1982 East Semifinal  
26 vs. New Mexico State, 1975 East 1st  
26 vs. Kentucky, 1977 East Semifinal  
26 vs. Houston, 1982 NCAA Semifinal  
26 vs. Ohio State, 1983 East Semifinal

**Largest Rebound Margin**

33 vs. Ohio (63-30), 2012 Midwest Semifinal  
26 vs. Mount St. Mary's (48-22), 2008 East 1st  
25 vs. Missouri (55-30), 2000 South 1st  
24 vs. Navy (57-33), 1998 East 1st  
22 vs. Eastern Kentucky (38-16), 2007 East 1st

**Most Personal Fouls**

36 vs. Texas A&M, 1980 Midwest 2nd  
27 vs. Florida State, 1972 NCAA Semifinal  
27 vs. Indiana, 1984 East Semifinal  
27 vs. Kansas, 1991 NCAA Semifinal  
26 vs. Georgia, 1983 East Final  
26 vs. Louisville, 1986 West Semifinal

**Fewest Personal Fouls**

8 vs. Creighton, 2012 Midwest 3rd  
9 vs. Washington, 2011 East 3rd  
10 vs. Vermont, 2012 Midwest 2nd  
12 vs. San Francisco, 1978 West 1st  
12 vs. Louisville, 1997 East Final

**Most Assists**

36 vs. Boston College, 1975 East 3rd Place  
36 vs. Loyola Marymount, 1988 West 2nd  
30 vs. Penn, 1987 East 1st  
28 vs. Rhode Island, 1993 East 2nd  
28 vs. Arkansas, 2008 East 2nd

**Fewest Assists**

4 vs. Texas A&M, 1980 Midwest 2nd  
7 vs. Dayton, 1967 NCAA Semifinal  
7 vs. Kansas, 2008 NCAA Semifinal  
8 vs. Boston College, 1994 East 2nd  
9 vs. Miami (Ohio), 1992 Southeast 1st  
9 vs. Iowa State, 1995 Southeast 2nd

**Most Turnovers**

36 vs. Drake, 1969 NCAA 3rd Place  
30 vs. Louisville, 1972 NCAA 3rd Place  
27 vs. UNLV, 1977 NCAA Semifinal  
26 vs. Purdue, 1969 NCAA Semifinal  
26 vs. Florida State, 1972 NCAA Semifinal  
26 vs. Loyola Marymount, 1988 West 2nd

**Fewest Turnovers**

2 vs. Fairfield, 1997 East 2nd  
7 vs. San Francisco, 1978 West 1st  
7 vs. UCLA, 1989 Southeast 2nd  
7 vs. Temple, 1991 East Final  
7 vs. Arkansas, 2008 East 2nd  
7 vs. Michigan State, 2009 NCAA Final  
7 vs. Marquette, 2011 East Semifinal

**Most Blocked Shots**

11 vs. Georgetown, 1995 Southeast Semifinal  
10 vs. Temple, 1984 East 2nd  
10 vs. Middle Tennessee State, 1985 Southeast 1st  
10 vs. George Mason, 2006 East 2nd  
10 vs. Long Island, 2011 East 2nd

**Fewest Blocked Shots**

0 vs. Boston College, 1975 East 3rd Place  
0 vs. Alabama, 1982 East Semifinal  
0 vs. Michigan, 1987 East 2nd  
0 vs. Louisville, 2008 East Final  
0 vs. Michigan State, 2009 NCAA Final

**Most Steals**

16 vs. Alabama, 1976 Mideast 1st  
15 vs. New Mexico State, 1975 East 1st  
14 vs. Iowa State, 1995 Southeast 2nd  
14 vs. Vermont, 2012 Midwest 2nd  
13 vs. Villanova, 1991 East 2nd

**Fewest Steals**

1 vs. Loyola Marymount, 1988 West 2nd  
1 vs. Michigan State, 1998 East Semifinal

**Most Overtimes Played**

3 vs. Michigan State, 1957 NCAA Semifinal (UNC won, 74-70)  
3 vs. Kansas, 1957 NCAA Final (UNC won, 54-53)  
2 vs. Texas A&M, 1980 Midwest 2nd (Texas A&M won, 61-78)

**Largest Halftime Lead**

29 vs. Rhode Island, 1993 East 2nd (UNC led 50-21, won 112-67)  
26 vs. Oakland, 2005 East 1st (UNC led 59-33, won 96-68)  
25 vs. Loyola Marymount, 1988 West 2nd (UNC led 65-40, won, 123-97)  
25 vs. Arkansas, 2008 East 2nd (UNC led 51-26, won 108-77)  
25 vs. Marquette, 2011 East Semifinal (UNC led 40-15, won 81-63)

**Largest Halftime Deficit**

19 vs. Houston, 1967 NCAA 3rd Place (Houston led 23-42, won 62-84)  
17 vs. Kansas, 2008 NCAA Semifinal (KU led 27-44, won 66-84)  
13 vs. Florida State, 1972 NCAA 3rd Place (FSU led 32-45, won 75-79)  
13 vs. Utah, 1998 NCAA Semifinal (Utah led 22-35, won 59-65)  
12 vs. Alabama, 1976 Mideast 1st (Alabama led 28-40, won 64-79)  
12 vs. Marquette, 1977 NCAA Final (Marquette led 27-39, won 59-67)  
12 vs. Texas Tech, 1996 East 2nd (Texas Tech led 32-44, won 73-92)

**Largest Halftime Lead in a Carolina Loss**

7 vs. George Mason, 2006 East 2nd (UNC led 27-20, GMU won 60-65)  
6 vs. Georgetown, 2007 East Final (UNC led 50-44, Georgetown won 84-96)  
5 vs. Villanova, 1985 Southeast Final (UNC led 22-17, Villanova won 44-56)  
5 vs. Ohio State, 1992 Southeast Semifinal (UNC led 37-32, OSU won 73-80)  
4 vs. Arkansas, 1995 NCAA Semifinal (UNC led 38-34, Arkansas won 68-75)

**Largest Halftime Deficit in a Carolina Win**

10 vs. Notre Dame, 1977 East Semifinal (ND led 30-40, UNC won 79-77)  
9 vs. Southern California, 2007 East Semi (USC led 33-42, UNC won 74-64)  
8 vs. UCLA, 1989 Southeast Semifinal (UCLA led 44-52, UNC won 88-81)  
7 vs. Fairfield, 1997 East 1st (Fairfield led 28-35, UNC won 82-74)  
6 vs. Davidson, 1968 East Final (Davidson led 28-34, UNC won 70-66)



## NCAA TOURNAMENT SINGLE-GAME HIGHS/LOWS

### North Carolina Players

#### Points (30 or more points)

39 – Lennie Rosenbluth vs. Canisius, 1957 East Semifinal  
39 – Al Wood vs. Virginia, 1981 NCAA Semifinal  
36 – Mitch Kupchak vs. Boston College, 1975 East 3rd Place  
35 – Charles Scott vs. Drake, 1969 NCAA 3rd Place  
33 – Tyler Hansbrough vs. Michigan State, 2007 East 2nd  
32 – Charles Scott vs. Davidson, 1969 East Final  
32 – Shammond Williams vs. UNC Charlotte, 1998 East 2nd  
32 – Tyler Zeller vs. Long Island, 2011 East 2nd  
31 – George Glamack vs. Dartmouth, 1941 East Consolation  
31 – Bob Lewis vs. Boston College, 1967 East Final  
31 – Mike O’Koren vs. UNLV, 1977 NCAA Semifinal  
31 – J.R. Reid vs. Notre Dame, 1987 East Semifinal  
30 – Robert McAdoo vs. Louisville, 1972 NCAA 3rd Place

#### Field Goals Made

16 – Charles Scott vs. Drake, 1969 NCAA 3rd Place (16 of 26)  
15 – Lennie Rosenbluth vs. Canisius, 1957 East 1st (15 of 30)  
15 – J.R. Reid vs. Notre Dame, 1987 East Semifinal (15 of 18)  
14 – Charles Scott vs. Davidson, 1969 East Final (14 of 21)  
14 – Mitch Kupchak vs. Boston College, 1975 East 3rd Place (14 of 18)  
14 – Mike O’Koren vs. UNLV, 1977 NCAA Semifinal (14 of 19)  
14 – Al Wood vs. Virginia, 1981 NCAA Semifinal (14 of 19)

#### Field Goal Attempts

42 – Lennie Rosenbluth vs. Michigan State, 1957 NCAA Semifinal  
30 – Lennie Rosenbluth vs. Canisius, 1957 East 1st  
26 – Charles Scott vs. Drake, 1969 NCAA 3rd Place  
23 – Bob Lewis vs. Houston, 1969 NCAA 3rd Place  
23 – Larry Miller vs. Ohio State, 1968 NCAA Semifinal  
23 – Michael Jordan vs. Georgia, 1983 East Final  
23 – Rashad McCants vs. Texas, 2004 South 2nd

#### Three-Point Field Goals Made

6 – Shammond Williams vs. UNC Charlotte, 1998 East 2nd (6 of 9)  
5 – Kenny Smith vs. Michigan, 1987 East 2nd (5 of 8)  
5 – Jeff Lebo vs. Michigan, 1989 Southeast 2nd (5 of 9)  
5 – Rick Fox vs. Oklahoma, 1990 Midwest 2nd (5 of 7)  
5 – Hubert Davis vs. Eastern Michigan, 1991 East Semifinal (5 of 5)  
5 – Donald Williams vs. Kansas, 1993 NCAA Semifinal (5 of 7)  
5 – Donald Williams vs. Michigan, 1993 NCAA Final (5 of 7)  
5 – Jeff McInnis vs. New Orleans, 1996 East 1st (5 of 9)  
5 – Ademola Okulaja vs. Weber State, 1999 West 1st (5 of 12)  
5 – Rashad McCants vs. Texas, 2004 South 2nd (5 of 12)  
5 – Wayne Ellington vs. Villanova, 2009 NCAA Semifinal (5 of 7)  
5 – Reggie Bullock vs. Ohio, 2012 Midwest Semifinal (5 of 10)

#### Three-Point Field Goal Attempts

12 – Donald Williams vs. Arkansas, 1995 NCAA Semifinal  
12 – Ademola Okulaja vs. Weber State, 1999 West 1st  
12 – Rashad McCants vs. Texas, 2004 South 2nd  
11 – Kenny Smith vs. Syracuse, 1987 East Final  
10 – Ranzino Smith vs. Arizona, 1988 West Final  
10 – Joseph Forte vs. Florida, 2000 NCAA Semifinal  
10 – Danny Green vs. Villanova, 2009 NCAA Semifinal  
10 – Harrison Barnes vs. Long Island, 2011 East 2nd  
10 – Reggie Bullock vs. Ohio, 2012 Midwest Semifinal

#### Highest Three-Point Percentage, Min. 5 Made

1.000 – Hubert Davis vs. Eastern Michigan, 1991 East Semifinal (5 of 5)  
71.4 – Rick Fox vs. Oklahoma, 1990 Midwest 2nd (5 of 7)  
71.4 – Donald Williams vs. Kansas, 1993 NCAA Semifinal (5 of 7)  
71.4 – Donald Williams vs. Michigan, 1993 NCAA Final (5 of 7)  
71.4 – Wayne Ellington vs. Villanova, 2009 NCAA Semifinal (5 of 7)

#### Free Throws Made

15 – Ty Lawson vs. Michigan State, 2009 NCAA Final (15 of 18)  
14 – Tommy Kearns vs. Syracuse, 1957 East Final (14 of 19)  
14 – Tyler Hansbrough vs. Georgetown, 2007 East Final (14 of 16)  
14 – Tyler Zeller vs. Long Island, 2011 East 2nd (14 of 19)  
13 – Tyler Hansbrough vs. Michigan State, 2007 East 2nd (13 of 17)  
13 – John Kuester vs. Kentucky, 1977 East Final (13 of 14)

#### Free Throw Attempts

19 – Tommy Kearns vs. Syracuse, 1957 East Final  
19 – Tyler Zeller vs. Long Island, 2011 East 2nd  
18 – Ty Lawson vs. Michigan State, 2009 NCAA Final  
17 – Tyler Hansbrough vs. Michigan State, 2007 East 2nd  
17 – Ty Lawson vs. Villanova, 2009 NCAA Semifinal

#### Highest Free Throw Percentage, Min. 10 Made

1.000 – Tyler Hansbrough vs. Radford, 2009 1st (12 of 12)  
1.000 – Hubert Davis vs. Miami (Ohio), 1992 Southeast 1st (11 of 11)  
1.000 – Phil Ford vs. Syracuse, 1975 East Semifinal (10 of 10)

#### Rebounds

22 – Tyler Zeller vs. Ohio, 2012 Midwest Semifinal  
19 – Lennie Rosenbluth vs. Yale, 1957 East 1st  
19 – Robert McAdoo vs. Louisville, 1972 NCAA 3rd Place  
18 – Rusty Clark vs. Boston College, 1967 East Semifinal  
18 – Mike O’Koren vs. Texas A&M, 1980 Midwest 2nd  
17 – Pete Brennan vs. Michigan State, 1957 NCAA Semifinal  
17 – Rusty Clark vs. Davidson, 1968 East Final  
17 – Al Wood vs. Kansas State, 1981 West Final  
17 – Sean May vs. Iowa State, 2005 East 2nd

#### Assists

14 – Kendall Marshall vs. Washington, 2011 East 3rd  
12 – Kenny Smith vs. Notre Dame, 1987 East Semifinal  
11 – Kenny Smith vs. Pennsylvania, 1987 East 1st  
11 – Steve Bucknall vs. UCLA, 1989 Southeast 2nd  
11 – Jeff McInnis vs. New Orleans, 1996 East 1st  
11 – Kendall Marshall vs. Creighton, 2012 Midwest 3rd  
10 – Phil Ford vs. UNLV, 1977 NCAA Semifinal  
10 – Jimmy Black vs. Villanova, 1982 East Final  
10 – Steve Bucknall vs. Michigan, 1989 Southeast Semifinal  
10 – Ed Cota vs. Fairfield, 1997 East 1st  
10 – Ed Cota vs. Weber State, 1999 West 1st  
10 – Ed Cota vs. Missouri, 2000 South 1st  
10 – Ed Cota vs. Stanford, 2000 South 2nd  
10 – Kendall Marshall vs. Long Island, 2011 East 2nd  
10 – Kendall Marshall vs. Vermont, 2012 Midwest 2nd

#### Turnovers

11 – Eddie Fogler vs. Drake, 1969 NCAA 3rd Place  
9 – Phil Ford vs. UNLV, 1977 NCAA Semifinal  
7 – Charles Scott vs. UCLA, 1968 NCAA Final  
7 – Gerald Tuttle vs. Purdue, 1969 NCAA Semifinal  
7 – Dennis Wuycik vs. Louisville, 1972 NCAA 3rd Place  
7 – Phil Ford vs. New Mexico State, 1975 East 1st  
7 – Phil Ford vs. Boston College, 1975 East 3rd Place  
7 – Jimmy Black vs. Pittsburgh, 1981 West 2nd  
7 – King Rice vs. Oklahoma, 1990 Midwest 2nd  
7 – George Lynch vs. Alabama, 1992 Southeast 2nd  
7 – Jerry Stackhouse vs. Iowa State, 1995 Southeast 2nd  
7 – Ed Cota vs. Tulsa, 2000 South Final

### **Blocked Shots**

6 – Warren Martin vs. Middle Tennessee State, 1985 Southeast 1st  
6 – Rasheed Wallace vs. Georgetown, 1995 Southeast Semifinal  
6 – John Henson vs. Long Island, 2011 East 2nd  
5 – Brandan Wright vs. Eastern Kentucky, 2007 East 1st  
5 – John Henson vs. Marquette, 2011 East Semifinal  
4 – Sam Perkins vs. Utah, 1981 West Semifinal  
4 – Brad Daugherty vs. Temple, 1984 East 2nd  
4 – Joe Wolf vs. Utah, 1986 West 1st  
4 – Rasheed Wallace vs. Arkansas, 1995 NCAA Semifinal  
4 – Serge Zwikker vs. Fairfield, 1997 East 1st  
4 – Brendan Haywood vs. Stanford, 2000 South 2nd  
4 – Brendan Haywood vs. Tennessee, 2000 South Semifinal  
4 – Brendan Haywood vs. Penn State, 2001 South 2nd  
4 – David Noel vs. George Mason, 2006 East 2nd  
4 – Ed Davis vs. Radford, 2009 South 1st  
4 – John Henson vs. Washington, 2011 East 3rd  
4 – Tyler Zeller vs. Vermont, 2012 Midwest 2nd  
4 – John Henson vs. Creighton, 2012 Midwest 3rd  
4 – Tyler Zeller vs. Ohio, 2012 Midwest Semifinal

### **Steals**

8 – Ty Lawson vs. Michigan State, 2009 NCAA Final  
6 – George Lynch vs. Cincinnati, 1993 East Final  
5 – Dave Hanners vs. Alabama, 1976 Mideast 1st  
4 – John Kuester vs. Alabama, 1976 Mideast 1st  
4 – Phil Ford vs. San Francisco, 1978 West 2nd  
4 – Jimmy Black vs. Indiana, 1981 NCAA Final  
4 – Rick Fox vs. Southern, 1989 Southeast 1st  
4 – Rick Fox vs. Northeastern, 1991 East 1st  
4 – George Lynch vs. Miami (Ohio), 1992 Southeast 1st  
4 – Vince Carter vs. Arizona, 1997 NCAA Semifinal  
4 – Makhtar Ndiaye vs. Navy, 1998 East 1st  
4 – Ty Lawson vs. Mount St. Mary's, 2008 East 1st  
4 – Tyler Hansbrough vs. Radford, 2009 South 1st  
4 – Danny Green vs. Gonzaga, 2009 South Semifinal  
4 – Tyler Hansbrough vs. Villanova, 2009 NCAA Semifinal  
4 – Dexter Strickland vs. Marquette, 2011 East Semifinal  
4 – Kendall Marshall vs. Kentucky, 2011 East Final  
4 – James Michael McAdoo vs. Vermont, 2012 Midwest 2nd

### **Double-Doubles, Points and Rebounds, Career**

8 – Antawn Jamison  
6 – Rusty Clark, Tyler Hansbrough, Sam Perkins  
5 – Brad Daugherty, John Henson, George Lynch  
4 – Pete Brennan, Larry Miller, Rasheed Wallace  
3 – Sean May, Robert McAdoo, Eric Montross, Mike O'Koren, J.R. Reid, Joe Wolf, Tyler Zeller  
2 – Jason Capel, Brendan Haywood, Bob Lewis, Lennie Rosenbluth, Jerry Stackhouse, Al Wood  
1 – Harrison Barnes, Bill Bunting, Vince Carter, Pete Chilcutt, Lee Dedmon, Vasco Evtimov, Joseph Forte, Danny Green, Mitch Kupchak, Tommy LaGarde, Kendall Marshall, Ademola Okulaja, Julius Peppers, Kenny Smith, Marvin Williams, James Worthy, Serge Zwikker

### **Double-Doubles, Points and Rebounds, One Tournament**

5 – Antawn Jamison (1998 vs. Navy, UNC Charlotte, Michigan State, Connecticut and Utah)  
4 – Pete Brennan (1957 vs. Yale, Canisius, Michigan State and Kansas)  
4 – George Lynch (1993 vs. Arkansas, Cincinnati, Kansas and Michigan)  
3 – Robert McAdoo (1972 vs. South Carolina, Florida State and Louisville)  
3 – Rusty Clark (1968 vs. St. Bonaventure, Davidson and Ohio State)  
3 – Larry Miller (1967 vs. Princeton, Dayton and Houston)  
3 – Brad Daugherty (1985 vs. Middle Tennessee State, Notre Dame and Villanova)  
3 – Sean May (2005 vs. Iowa State, Wisconsin and Illinois)  
3 – John Henson (2011 vs. Long Island, Washington and Marquette)

### **Double-Doubles, Points and Assists, Career**

3 – Kendall Marshall (*one in 2011, in consecutive games in 2012*)  
2 – Steve Bucknall (*in consecutive games vs. Southern and UCLA, 1989*)  
1 – Phil Ford  
1 – Jimmy Black  
1 – Kenny Smith  
1 – Ed Cota





# NCAA TOURNAMENT CAREER RECORDS

## Most Games

19 – Pat Sullivan (5 in 1991, 3 in 1992, 6 in 1993 and 5 in 1995)  
17 – George Lynch (1990-93)  
17 – Quentin Thomas (2005-08)  
17 – Danny Green (2006-09)  
17 – Tyler Hansbrough (2006-09)

## Most Wins

16 – Pat Sullivan (4 in 1991, 2 in 1992, 6 in 1993 and 4 in 1995)  
14 – George Lynch (1990-93)  
14 – Quentin Thomas (2005-08)  
14 – Danny Green (2006-09)  
14 – Tyler Hansbrough (2006-09)

## Most Points

325 – Tyler Hansbrough (2006-09)  
229 – Wayne Ellington (2007-09)  
227 – Sam Perkins (1981-84)  
222 – Eric Montross (1991-94)  
218 – Donald Williams (1992-95)

## Most Field Goals

110 – Tyler Hansbrough (2006-09)  
88 – Wayne Ellington (2007-09)  
87 – Eric Montross (1991-94)  
86 – Sam Perkins (1981-84)  
84 – George Lynch (1990-93)

## Most Field Goal Attempts

216 – Tyler Hansbrough (2006-09)  
189 – Wayne Ellington (2007-09)  
179 – Antawn Jamison (1996-98)  
173 – Donald Williams (1992-95)  
157 – Sam Perkins (1981-84)

## Most Three-Point Field Goals

38 – Donald Williams (1992-95)  
28 – Wayne Ellington (2007-09)  
28 – Shammond Williams (1995-98)  
25 – Danny Green (2006-09)  
22 – Ty Lawson (2007-09)  
22 – Jeff Lebo (1986-89)

## Most Three-Point Field Goal Attempts

90 – Donald Williams (1992-95)  
85 – Shammond Williams (1995-98)  
73 – Wayne Ellington (2007-09)  
70 – Danny Green (2006-09)  
59 – Jeff Lebo (1986-89)

## Most Free Throws

105 – Tyler Hansbrough (2006-09)  
65 – Ty Lawson (2007-09)  
65 – Sam Perkins (1981-84)  
50 – Tyler Zeller (2009-present)  
49 – Matt Doherty (1981-84)

## Most Free Throw Attempts

138 – Tyler Hansbrough (2006-09)  
86 – Sam Perkins (1981-84)  
82 – Ty Lawson (2007-09)  
68 – Eric Montross (1991-94)  
67 – Antawn Jamison (1996-98)

## Most Rebounds

146 – Tyler Hansbrough (2006-09)  
138 – George Lynch (1990-94)  
129 – Sam Perkins (1981-84)  
129 – Rusty Clark (1967-79)  
126 – Antawn Jamison (1996-98)

## Most Assists

118 – Ed Cota (1997-2000)  
86 – Kenny Smith (1984-87)  
81 – Ty Lawson (2007-09)  
70 – King Rice (1988-91)  
66 – Jeff Lebo (1986-89)

## Most Turnovers

55 – Ed Cota (1997-2000)  
45 – Kenny Smith (1984-87)  
43 – George Lynch (1990-93)  
39 – King Rice (1988-91)  
39 – Tyler Hansbrough (2006-09)

## Most Blocks

26 – Brendan Haywood (1998-2001)  
25 – Eric Montross (1991-94)  
24 – Sam Perkins (1981-84)  
21 – John Henson (2010-present)  
18 – Tyler Zeller (2009-present)

## Most Steals

27 – Ty Lawson (2007-09)  
26 – Tyler Hansbrough (2006-09)  
25 – George Lynch (1990-93)  
24 – Derrick Phelps (1991-94)  
23 – Ed Cota (1997-2000)



## NCAA TOURNAMENT RECORDS

### Best Multi-Game, One Season Averages

#### SIX-GAME NCAA TOURNAMENT HIGHS (played six games in 1993, 2005 and 2009)

##### Most Points/Highest Average

134 – Sean May, 2005 (22.3 ppg)  
119 – Donald Williams, 1993 (19.8)  
115 – Wayne Ellington, 2009 (19.2)  
105 – Tyler Hansbrough, 2009 (17.5)  
102 – Rashad McCants, 2005 (17.0)

##### Most Rebounds/Highest Average

64 – Sean May, 2005 (10.7 rpg)  
59 – George Lynch, 1993 (9.8)  
47 – Tyler Hansbrough, 2009 (7.8)  
44 – Marvin Williams, 2005 (7.3)  
42 – Eric Montross, 1993 (7.0)

##### Most Assists/Highest Average

41 – Raymond Felton, 2005 (6.8 apg)  
28 – Derrick Phelps, 1993 (4.7)  
27 – Brian Reese, 1993 (4.5)

##### Most Three-Point Field Goals

19 – Donald Williams, 1993  
17 – Wayne Ellington, 2009  
15 – Raymond Felton, 2005  
15 – Rashad McCants, 2005

#### FIVE-GAME NCAA TOURNAMENT HIGHS (played five games in 1957, 1977, 1981, 1982, 1991, 1995, 1997, 1998, 2000 and 2008)

##### Most Points/Highest Average

142 – Lennie Rosenbluth, 1957 (28.4 ppg)  
109 – Al Wood, 1981 (21.8)  
104 – Ty Lawson, 2009 (20.8) missed one game due to injury  
101 – Tyler Hansbrough, 2008 (20.2)  
96 – Hubert Davis, 1991 (19.2)

##### Most Rebounds/Highest Average

63 – Antawn Jamison, 1998 (12.6 rpg)  
48 – Al Wood, 1981 (9.6)  
48 – Brendan Haywood, 2000 (9.6)  
47 – Tyler Hansbrough, 2008 (9.4)  
45 – Antawn Jamison, 1997 (9.0)

##### Most Assists/Highest Average

37 – Ed Cota, 2000 (7.4 apg)  
36 – Ed Cota, 1997 (7.2)  
35 – Ed Cota, 1998 (7.0)  
34 – Phil Ford, 1977 (6.8)  
34 – Ty Lawson, 2009 (6.8) missed one game due to injury

##### Most Three-Point Field Goals

15 – Donald Williams, 1995  
13 – Hubert Davis, 1991  
13 – Shammond Williams, 1997  
11 – Shammond Williams, 1998  
9 – Joseph Forte, 2000  
9 – Danny Green, 2008

#### FOUR-GAME NCAA TOURNAMENT HIGHS (played four games in 1967, 1968, 1969, 1972, 1985, 1987, 1988, 2007 and 2011)

##### Most Points/Highest Average

105 – Charles Scott, 1969 (26.3 ppg)  
103 – Tyler Zeller, 2011 (25.8)  
85 – Tyler Hansbrough, 2007 (21.3)  
84 – J.R. Reid, 1987 (21.0)  
84 – Harrison Barnes, 2011 (21.0)

##### Most Rebounds/Highest Average

56 – Robert McAdoo, 1972 (14.0 rpg)  
48 – Rusty Clark, 1967 (12.0)  
46 – Rusty Clark, 1968 (11.5)  
43 – Brad Daugherty, 1985 (10.8)  
42 – John Henson, 2011 (10.5)

##### Most Assists/Highest Average

39 – Kendall Marshall, 2011 (9.8 apg)  
36 – Kenny Smith, 1987 (9.0)  
25 – Ty Lawson, 2007 (6.3)  
23 – Steve Previs, 1972 (5.8)  
23 – Kenny Smith, 1985 (5.8)

##### Most Three-Point Field Goals

12 – Kenny Smith, 1987  
11 – Harrison Barnes, 2011  
10 – Ranzino Smith, 1988  
8 – Jeff Lebo, 1988  
7 – Reyshawn Terry, 2007

#### THREE-GAME NCAA TOURNAMENT HIGHS (played three games in 1946, 1975, 1983, 1986, 1989, 1990 and 1992)

##### Most Points/Highest Average

66 – Mitch Kupchak, 1975 (22.0 ppg)  
59 – Michael Jordan, 1983 (19.7)  
59 – Brad Daugherty, 1986 (19.7)  
55 – Phil Ford, 1975 (18.3)  
54 – Kevin Madden, 1989 (18.0)

##### Most Rebounds/Highest Average

33 – Brad Daugherty, 1986 (11.0 rpg)  
31 – Eric Montross, 1992 (10.3)  
29 – Mitch Kupchak, 1975 (9.7)  
27 – Joe Wolf, 1986 (9.0)  
24 – Scott Williams, 1989 (8.0)

##### Most Assists/Highest Average

28 – Steve Bucknall, 1989 (9.3)  
23 – Phil Ford, 1975 (7.7)  
19 – Walter Davis, 1975 (6.3)  
19 – King Rice, 1990 (6.3)  
17 – Jim Braddock, 1983 (5.7)

##### Most Three-Point Field Goals

8 – Jeff Lebo, 1989  
8 – Rick Fox, 1990  
7 – Steve Bucknall, 1989



## LAST TIME IT HAPPENED ... IN NCAA TOURNAMENT PLAY by North Carolina

### SCORING

**Scored 30 points:** Tyler Zeller (32) vs. Long Island, 2011 East 2nd  
**Scored 35 points:** Al Wood (39) vs. Virginia, 1981 NCAA Semifinal  
**Scored 20 points/half:** Tyler Zeller (25 in 2nd) and John Henson (20 in 1st) vs. Long Island, 2011 East 2nd  
**Two players scored 25 points:** Tyler Zeller (32) and John Henson (28) vs. Long Island, 2011 East 2nd  
**Non-starter scored 20 or more points:** 20 by Marvin Williams vs. Iowa State, 2005 East 2nd  
**Scored 20 or more points in four consecutive games:** Tyler Zeller (32 vs. LIU, 23 vs. Washington, 27 vs. Marquette and 21 vs. Kentucky) 2011 East Region  
**Scored 20 or more points in his first three games:** Harrison Barnes (24 vs. LIU, 22 vs. Washington, 20 vs. Marquette), 2011, East Region  
**Scored 25 or more points in his first game:** John Henson (28) vs. Long Island, 2011 East 2nd  
**Five players in double figures:** Kendall Marshall (18), Harrison Barnes (17), Reggie Bullock (13), John Henson (13) and Tyler Zeller (11) vs. Creighton, 2012 Midwest 3rd  
**Six players in double figures:** Shammond Williams (22), Vince Carter (18), Antawn Jamison (15), Serge Zwikker (13), Ed Cota (13) and Ademola Okulaja (11) vs. Louisville, 1997 East Final  
**One player in double figures:** Joseph Forte (28) vs. Tulsa, 2000 South Final  
**UNC scored 50 points/half:** 53 vs. Long Island (1st), 2011 East 2nd  
**UNC scored 60 points/half:** 60 vs. Mount St. Mary's (1st), 2008 East 1st  
**UNC scored 100 points:** 102 vs. Long Island, 2011 East 2nd  
**UNC scored 100 points/consecutive games:** 113 vs. Mount St. Mary's (2008 East 1st) and 108 vs. Arkansas (2008 East 2nd)  
**UNC scored less than 20 points/half:** 17 vs. Kansas (2nd half), 1957 NCAA Final  
**UNC scored less than 25 points/half:** 23 vs. Air Force (1st half), 2004 South 1st  
**UNC scored less than 50 pts/game:** 44 vs. Villanova, 1985 Southeast Final

### FIELD GOAL SHOOTING

**UNC shot 60 percent/half:** 61.9 (13-21), 2nd half vs. Oklahoma, 2009 South Final  
**UNC shot 70 percent/half:** 73.5 (25-34) 2nd half vs. Arkansas, 2008 East 2nd  
**UNC shot 60 percent/both halves:** 61.3 (19-31) and 73.5 (25-34) vs. Arkansas, 2008 East 2nd  
**UNC shot 60 percent/game:** 67.7 (44-65) vs. Arkansas, 2008 East 2nd  
**UNC shot 60 percent/consecutive games:** 60.6 (43-71) vs. Mount St. Mary's, 2008 East 1st, and 67.7 (44-65) vs. Arkansas, 2008 East 2nd  
**UNC shot 70 percent/game:** 79.0 (49-62) vs. Loyola Marymount, 1988 West 2nd  
**UNC shot under 25 percent/half:** 24.4 (10-41) vs. Houston, 1967 NCAA 3rd Place  
**UNC shot under 30 percent/half:** 29.0 (9-31) vs. Kansas, 2008 NCAA Semifinal  
**UNC shot under 30 percent/game:** 28.2 (24-85) vs. Houston, 1967 NCAA 3rd Place  
**UNC shot under 40 percent/game and won:** 39.0 (30-77) vs. Southern California, 2007 East Semifinal

### THREE-POINTERS

**Made 5 three-pointers:** 5 by Reggie Bullock vs. Ohio, 2012 Midwest Semifinal  
**Attempted 10 three-pointers:** 10 by Reggie Bullock vs. Ohio, 2012 Midwest Semifinal  
**UNC made 10 three-pointers:** 11 vs. Villanova, 2009 NCAA Semifinal  
**UNC did not make a three-pointer:** 0 vs. Alabama, 1992 Southeast 2nd  
**UNC attempted 30 three-pointers:** 30 vs. George Mason, 2006 East 2nd  
**UNC shot 70 percent 3FG (min. 10 att.):** 70.0 (7-10) vs. Oklahoma, 1990 Midwest 2nd

### CAROLINA FREE THROWS

**Made 10 for 10 or better:** 12-12 by Tyler Hansbrough vs. Radford, 2009 South 1st  
**Made 15 free throws:** 15 by Ty Lawson vs. Michigan State, 2009 NCAA Final  
**Attempted 15 free throws:** 19 by Tyler Zeller vs. Long Island, 2011 East 2nd  
**UNC shot 90 percent: (min. 10 att.):** 93.8 (15-16) vs. Oklahoma, 2009 South Final  
**UNC shot under 50 percent:** 48.3 (14-29) vs. Ohio State, 1946 East Final  
**UNC made 30 free throws:** 31 vs. Long Island, 2011 East 2nd  
**UNC made less than five FTs:** 4 vs. George Mason, 2006 East 2nd  
**UNC attempted 40 free throws:** 42 vs. Long Island, 2011 East 2nd  
**UNC attempted less than five FTs:** 4 vs. George Mason, 2006 East 2nd

### REBOUNDS

**Had 15 rebounds:** 22 by Tyler Zeller vs. Ohio, 2012 Midwest Semifinal  
**Two players had 15 or more rebounds:** 17 by Sean May and 15 by Marvin Williams vs. Iowa State, 2005 East 2nd  
**Three players had double-figure rebounds:** 22 by Tyler Zeller, 10 by John Henson and 10 by Reggie Bullock vs. Ohio, 2012 Midwest Semifinal  
**UNC had 20 offensive rebounds:** 22 vs. Ohio, 2012 Midwest Semifinal  
**UNC had 60 rebounds:** 63 vs. Ohio, 2012 Midwest Semifinal

### DOUBLE-DOUBLES

**Double-double by a non-starter:** Marvin Williams (20 points, 15 rebounds) vs. Iowa State, 2005 East 2nd  
**Three players had double-doubles:** Tyler Zeller (20 pts/22 reb), Reggie Bullock (17 pts/10 reb) and John Henson (14 pts/10 reb) vs. Ohio, 2012 Midwest Semifinal  
**Points & rebounds in 5 consecutive games:** Antawn Jamison vs. Navy, UNC Charlotte, Michigan State, Connecticut and Utah, 1998  
**Points & assists:** Kendall Marshall (18 points, 11 assists) vs. Creighton, 2012 Midwest 3rd  
**Points & assists/consecutive games:** Kendall Marshall (11 points, 10 assists) vs. Vermont, 2012 Midwest 2nd, and (18 points, 11 assists) vs. Creighton, 2012 Midwest 3rd  
**Points & rebounds by a guard:** Reggie Bullock (17 pts/10 reb) vs. Ohio, 2012 Midwest Semifinal

### ASSISTS

**Had 10 assists in two consecutive games:** Kendall Marshall – 10 vs. Vermont, 2012 Midwest 2nd; and 11 vs. Creighton, 2012 Midwest 3rd  
**Had 10 assists in three consecutive games:** Ed Cota in three consecutive – 10 vs. Weber State, 1999 West 1st; 10 vs. Missouri, 2000 South 1st; and 10 vs. Stanford, 2000 South 2nd  
**UNC had 30 assists:** 36 vs. Loyola Marymount, 1988 West 2nd  
**UNC had less than 10 assists:** 7 vs. Kansas, 2008 NCAA Semifinal  
**UNC had 5 or fewer assists:** 4 vs. Texas A&M, 1980 Midwest 2nd

### TURNOVERS

**Had more than 5:** 6 by Reyshawn Terry vs. Eastern Kentucky, 2007 East 1st  
**UNC committed 20 or more and won:** 24 vs. Ohio, 2012 Midwest Semifinal  
**UNC committed 25 or more:** 26 vs. Loyola Marymount, 1988 West 2nd  
**UNC committed less than 5:** 2 vs. Fairfield in Winston-Salem, 3/13/97  
**UNC committed less than 10 in consecutive games:** 9 vs. Washington, 2011 East 3rd and 7 vs. Marquette, 2011 East Semifinal

### BLOCKED SHOTS

**Blocked 5 or more shots:** 5 by John Henson vs. Marquette, 2011 East Semifinal  
**UNC blocked 0 shots:** 0 vs. Michigan State, 2009 NCAA Final  
**UNC blocked 10 shots:** 10 vs. Long Island, 2011 East 2nd

### STEALS

**Had 5 or more steals:** 8 by Ty Lawson vs. Michigan State, 2009 NCAA Final

### MISCELLANEOUS

**Led UNC in points, rebounds and assists:** Jerry Stackhouse (18 points, 12 rebounds and six assists) vs. Kentucky, 1995 Southeast Final  
**Played every minute:** Jason Capel and Ed Cota (40 minutes) vs. Tulsa, 2000 South Final  
**Carolina rallied from 10 points down in the second half to win:** trailed Southern California by 16 points (33-49) with 17:42 to play and won, 74-64, 2007 East Semifinal  
**Led by 10 or more points in the second half and lost:** 2007 East Final vs. Georgetown (led 69-58 with 12:22 to play in regulation, lost 84-96 in overtime)  
**Led by 20 or more points at halftime:** 25 – Carolina 40, Marquette 15, 2011 East Semifinal  
**Scored 15 or more consecutive points:** 19-0 run vs. Marquette, 2011 East Semifinal

### OVERTIME

**Played an overtime game:** 2012 Midwest Semifinal vs. Ohio (won, 73-65)  
**Won an overtime game:** 1998 East 2nd vs. UNC Charlotte (won, 93-83)  
**Played two overtimes:** 1980 Midwest 2nd vs. Texas A&M (lost, 61-78)  
**Played three overtimes:** 1957 NCAA Final vs. Kansas (won, 54-43)

**Won by 20 or more points:** 21 – UNC 98, Gonzaga 77, 2009 South Semifinal  
**Won by 30 or more points:** 43 – UNC 101, Radford 58, 2009 South 1st  
**Lost by 10 or more points:** 18 – Kansas 84, UNC 66, 2008 NCAA Semifinal  
**Lost by 20 or more points:** 23 – Arkansas 96, UNC 73, 1990 Midwest Semifinal



## 5 – KENDALL MARSHALL

### Sophomore, Guard, 6-3, 186, Dumfries, Va.



**Bob Cousy Award finalist**  
**CBSSports.com 1st team All-America**  
**2nd-team All-ACC**  
**All-ACC Tournament**

**Career:** Carolina's all-time leader in assist average with 7.96 per game and the ACC's career leader in assist-error ratio at 3.01 • Has 581 assists and 193 turnovers • Second in ACC history in assists per game behind NC State's Chris Corchiani

(8.37) • Became the second-fastest in ACC history to 500 assists when he passed that mark at NC State in his 65th game • Is eighth in UNC history with 581 assists • Has 15 or more assists five times • Is the only Tar Heel with 15 or more assists in multiple games (Raymond Felton, Jeff Lebo and Ed Cota each did it once) • Has 10 or more assists 23 times, including a career-high 16 against Florida State on 2/6/11, Long Beach State on 12/10/11 and at Maryland on 2/4/12 • Has the second-most 10-assist games in UNC history and the sixth-most in ACC history • Holds or shares the record for most assists by a Tar Heel against six ACC opponents (Boston College, Clemson, Florida State, Georgia Tech, Maryland and Virginia Tech) • Carolina is 48-8 (.857) since he moved into the starting lineup • Has more assists than turnovers in 65 of 73 games • Has five of UNC's top eight all-time single-game assist totals • Scored in double figures 16 times with a high of 22 at NC State on Feb. 21, 2012.

**2011-12:** Earned first-team All-America honors from CBSSports.com • Second-team All-ACC selection (earned the sixth-most votes for All-ACC) • First-team All-ACC Tournament • One of five finalists for the Bob Cousy Award as the top point guard in the nation • Second-team NABC all-district selection.

Suffered a fracture bone in his right (non-shooting) hand with 10:56 to play in the second half of the win over Creighton • Underwent surgery on March 19 • Doctors put a screw in his wrist to stabilize the fracture • Did not play against Ohio, the first time he has missed game as a Tar Heel.

Broke the ACC single-season UNC record for assists against Maryland in the ACC quarterfinals • That broke the record held by Georgia Tech's Craig Neal, who handed out 303 assists in 1987-88 • He broke Ed Cota's UNC mark of 284 in UNC's final home game, also against the Terps • Set the ACC Tournament record for assists in one year with 31 • Is on pace to set ACC single-season record for the highest single-season average and second-best assist-error ratio • Leads the nation in assist-error ratio (3.5) and is second in assists per game (9.8) • His assist average is the eighth-highest in NCAA history • His 351 assists are the fourth-most in NCAA history • Setting the NCAA record for highest assist average by a sophomore • Has 10 or more assists in 17 games, which is an ACC record • Helps Carolina rank second in the nation in scoring and second in the ACC in field goal percentage • Has 351 assists, 101 turnovers and 105 field goals • Has two 16-, two 15-, one 14- and three 13-assist performances • Has eight of the nine highest assist games in the ACC • Has more assists than

#### 2011-12

Game	FG	3FG	FT	REB	PF	PTS	A	TO	B	S	MP
vs. Michigan State*	2-6	0-3	2-2	0-4-4	3	6	5	5	0	1	33
at UNC Asheville*	2-5	1-3	1-2	0-1-1	1	6	15	1	0	0	34
Miss. Valley State*	0-4	0-1	1-2	0-1-1	0	1	8	2	0	1	25
Tennessee State*	1-2	1-1	2-2	0-4-4	0	5	15	4	1	0	29
vs. South Carolina*	2-3	0-0	0-0	0-2-2	1	4	14	1	0	6	32
vs. UNLV*	3-8	1-2	0-0	0-4-4	0	7	8	2	0	0	31
Wisconsin*	0-3	0-1	4-6	0-4-4	3	4	7	4	0	0	38
at Kentucky*	3-6	2-4	0-0	1-1-2	3	8	8	3	1	1	35
Evansville*	3-5	1-3	0-1	0-1-1	3	7	6	3	0	0	25
Long Beach State*	1-6	0-3	0-0	0-3-3	0	2	16	2	0	2	36
Appalachian State*	2-6	0-1	0-0	0-2-2	1	4	13	2	0	0	29
Nicholls*	4-5	0-1	0-3	0-3-3	1	8	7	1	0	3	25
Texas*	1-3	0-0	2-3	0-3-3	1	4	9	2	0	2	36
Elon*	3-3	2-2	0-0	0-3-3	0	8	8	1	0	3	22
Monmouth*	1-2	0-1	4-6	0-4-4	0	6	11	3	0	0	26
Boston College*	2-6	0-1	2-2	0-1-1	0	6	11	3	0	1	35
Miami*	5-7	0-2	2-2	0-2-2	2	12	8	4	0	2	32
at Florida State*	2-8	1-5	1-2	1-2-3	5	6	4	7	1	3	33
at Virginia Tech*	4-7	0-1	1-1	0-4-4	3	9	8	5	0	0	37
NC State*	3-7	1-2	0-0	0-4-4	0	7	11	3	1	0	34
Georgia Tech*	2-3	1-2	2-2	0-3-3	1	7	12	1	0	3	31
at Wake Forest*	5-11	2-5	2-2	0-1-1	2	14	6	1	1	3	35
at Maryland*	3-7	1-1	2-3	0-3-3	4	9	16	6	0	2	38
Duke*	5-9	0-0	4-5	0-1-1	3	14	8	3	0	0	38
Virginia*	1-4	0-1	3-4	0-2-2	2	5	6	2	0	1	32
at Miami*	0-6	0-4	5-6	2-0-2	0	5	9	2	0	1	38
Clemson*	2-4	0-1	0-0	0-1-1	3	4	13	3	0	1	35
at NC State*	7-8	4-5	4-4	0-2-2	1	22	13	0	0	1	38
at Virginia*	0-6	0-2	1-2	0-3-3	2	1	6	2	0	1	37
Maryland	1-5	1-3	0-2	0-2-2	2	3	8	1	0	1	31
Duke*	7-15	1-3	5-6	0-4-4	1	20	10	4	0	1	38
vs. Maryland (ACC)*	5-9	3-4	0-0	0-3-3	2	13	12	6	0	2	32
vs. NC State (ACC)*	5-8	2-4	0-0	0-4-4	2	12	10	3	0	0	33
vs. Fla State (ACC)*	6-13	1-4	2-2	0-2-2	2	15	9	2	0	0	38
vs. Vermont (NCAA)*	5-7	1-1	0-1	0-2-2	1	11	10	3	0	1	31
vs. Creighton (NCAA)*	7-8	1-2	3-6	2-2-4	1	18	11	4	1	0	36
vs. Ohio (NCAA)											

DNP – fractured right wrist

#### Marshall's Career Highs

**Points:** 22 at NC State (2/21/12); **Field Goals:** 7 at NC State (2/21/12), at Duke (3/3/12), vs. Creighton (3/18/12); **Three-Pointers:** 4 at NC State (2/21/12); **Free Throws:** 10 at Clemson (2/12/11); **Rebounds:** 6 vs. Maryland (2/27/11); **Assists:** 16 vs. Florida State (2/6/11), Long Beach State (12/10/11), at Maryland (2/4/12); **Turnovers:** 7 at Florida State (1/14/12); **Steals:** 6 vs. South Carolina (11/25/11)

turnovers in 34 of 36 games • Committed one or fewer turnovers eight times • Has set or tied the UNC record for assists vs. four ACC opponents • Playing a team-high 33.0 minutes per game • Leads the team with 43 steals • Scored in double figures 10 times, including each of the last six games and seven of the last nine games • Is averaging 14.8 points and 10.3 assists in the last six games • Had scored in double figures four times in the first 30 games, now has done it in each of the last six games • Previous longest streak scoring in double figures was two games last year • Is 35 for 60 from the floor (.583) in the last six games • Has the second-most point/assist double-doubles in a season by a Tar Heel with six (Phil Ford had nine in 1976) • UNC's fourth-leading scorer in ACC play (9.0).

**2012 NCAA Tournament:** Posted his second double-double in a row and fifth in six games with a team-high 18 points and 11 assists against Creighton • Scored 13 points in the first half to help the Tar Heels build a 10-point lead • Was knocked to the ground as he drove to the basket with 10:56 to play • Continued to play,

#### MARSHALL'S STATISTICS

Year	GP-GS	Min	AVG	FGM-A	Pct	3FGM-A	Pct	FTM-A	Pct	Off	Def	Reb	Avg	A	TO	B	S	Pts	Avg
2010-11	37-20	912	24.6	76-182	.418	20-53	.377	58-84	.690	6	71	77	2.1	230	92	3	40	230	6.2
2011-12	36-35	1188	33.0	105-225	.467	28-79	.354	55-79	.696	6	88	94	2.6	351	101	6	43	293	8.1
Totals	73-55	2100	28.8	181-407	.445	48-132	.364	113-163	.693	12	159	171	2.3	581	193	9	83	523	7.2



## Kendall Marshall, continued

but came out of the game for good with 1:54 left • X-rays taken at the Greensboro Coliseum immediately after the game showed a fracture in the scaphoid bone in his right wrist • Posted his fifth double-double of the season with 11 points and 10 assists vs. Vermont • Made 12 of 15 shots from the floor (.800) and had 21 assists and seven turnovers in the two games in Greensboro • Was UNC's second-leading scorer at 14.5 points per game.

**2012 ACC Tournament:** Earned first-team All-Tournament honors after setting the record with 31 assists in three games • Had double-doubles in each of the first two games and came within one assist of another in the championship game • Averaged 13.3 points and 10.3 assists and shot 53.3 percent from the floor (16 of 30) • Had five of his 12 assists against Maryland in the first five minutes and went 3 for 4 from three-point range • Had 12 points and 10 assists against NC State and became the first Tar Heel to record a double-double in points and assists in three consecutive games (at Duke, Maryland and NC State) • Hit the game-winning shot against the Wolfpack in the semifinals, a bank shot from 10 feet with 10 seconds to play • Also became the first Tar Heel to have 10 or more assists in three straight games since 1998 • Had 15 points and nine assists in the championship game against Florida State, hitting an off-balance three-pointer with 31 seconds to play that cut FSU's lead to 83-82.

**2011-12 Regular-Season Highlights:** Was sensational in the win at Duke to win the ACC title, scoring a game-high 20 points and handing out 10 assists – it was his second 20-point/10-assist performance in his last four games • Tied his career best with seven field goals at Duke (attempted a career-high 15 shots) and helped Carolina shoot 54.5 percent from the floor for the game • Score 10 points in both halves, but maybe none bigger than a 15-foot jumper with 4:04 to play after Duke cut a 24-point lead to just 11 • Broke UNC's single-season assists record with his fourth assist in home win over Maryland • Played one of the finest games by a point guard in recent ACC history when he scored a career-high 22 points and had 13 assists and no turnovers in UNC's 86-74 win at NC State • Made a career-high seven field goals in eight attempts, including a career-high four three-pointers in five attempts, and was 4 for 4 from the foul line • Scored 13 of his 22 in the first half as he made three from beyond the arc • It was the fifth time in UNC history a player had at least 20 points and 13 assists but the only time the player did not have a turnover • Was the fourth time in UNC history a player had 13 assists and no turnovers • Was the first time in his career he led the Tar Heels in scoring • Helped Carolina shoot 50.9 percent from the floor.

Tied the UNC record for most assists vs. Clemson (Steve Hale, 1985) when he handed out 13 in the win over the Tigers • Had five second-half assists and no turnovers and was UNC's defensive player of the game in win at Miami • Had 16 assists and nine points in win at Maryland • Also committed six turnovers, but had only one in the final 28 minutes • Played the final 7:19 with four fouls • The 16 assists tied his own school record for most assists in an ACC game, set a Comcast Center record, were the most ever by UNC vs. Maryland and were the most ever by a Tar Heel in an away game • Posted consecutive double-figure assist games for the first time in ACC play when he had 11 against NC State on Jan. 26 and 12 against Georgia Tech on Jan. 29 • Only had one turnover against the Yellow Jackets • Had 11 assists in 74-55 win over NC State • Struggled at Florida State with a season-low four assists and a career-high seven turnovers • Scored in double figures for the first time this year with 12 points on 5 of 7 shooting from the floor in home win against Miami • Added eight assists and played stellar defense, helping to limit the Canes' backcourt

starters to six field goals • Opened ACC play with 11 assists against Boston College, most ever by a Tar Heel against BC. Had 29 assists in games against Long Beach (16) and Appalachian State (13) to tie his own school record for consecutive games (set the mark earlier this year) • Established UNC records for most assists in consecutive games for two (29), four (52) and five games (60) • Also had 15 assists (10 in the first half) of 102-69 win over Tennessee State • Had 14 assists and a career-high six steals against South Carolina (a 15th assist was wiped out by an official's inadvertent whistle).

Scored eight points, hit two three-pointers and had eight assists at Kentucky • Had assists on seven of UNC's 19 field goals against Wisconsin, but it was his defense that led the Tar Heels past the Badgers • Graded out as his finest defensive performance of his college career (won UNC's defensive award) as helped limit the Badgers to 35.9 percent shooting from the floor, including 6 of 20 by standout point guard Jordan Taylor • Also made four key free throws in the final minute • Had 15 assists in 91-75 win at UNC Asheville • The 15 assists were the most by a Tar Heel in a road game (a mark he later broke at Maryland).

Marshall's 2011 NCAA Tournament Stats

	FG	3FG	FT	O-D-R	F	PTS	A	TO	B	S	MP
vs. LIU*	1-2	1-1	0-0	0-2-2	3	3	10	2	0	0	31
vs. Washington*	3-6	1-2	6-7	1-4-5	0	13	14	4	0	0	37
vs. Marquette*	3-5	1-2	0-0	0-4-4	3	7	7	2	1	2	35
vs. Kentucky*	2-10	1-5	2-2	0-3-3	1	7	8	3	0	4	36

**MOST ASSISTS — UNC SINGLE SEASON**

351	Kendall Marshall, 2011-12
284	Ed Cota, 1999-2000
274	Ed Cota, 1997-98
249	Raymond Felton, 2004-05
238	Ed Cota, 1998-99

**MOST ASSISTS — ACC SINGLE SEASON**

351	Kendall Marshall, 2011-12
303	Craig Neal, Georgia Tech, 1987-88
299	Chris Corchiani, NC State, 1990-91
289	Bobby Hurley, Duke, 1990-91
288	Bobby Hurley, Duke, 1989-90

**MOST ASSISTS — UNC CAREER**

1,030	Ed Cota, 1996-2000
768	Kenny Smith, 1983-87
753	Phil Ford, 1974-78
698	Raymond Felton, 2002-05
637	Derrick Phelps, 1990-94
629	King Rice, 1987-91
608	Ty Lawson, 2006-09
581	Kendall Marshall, 2010-active
580	Jeff Lebo, 1985-89

**HIGHEST ASSIST AVERAGE — UNC SINGLE SEASON**

9.75	Kendall Marshall, 2011-12 (351 assists in 36 games)
8.11	Ed Cota, 1999-2000 (284 assists in 35 games)
7.44	Ed Cota, 1998-99
7.41	Ed Cota, 1997-98
7.1	Raymond Felton, 2003-04

**HIGHEST ASSIST AVERAGE — ACC SINGLE SEASON**

9.75	Kendall Marshall, 2011-12 (351 assists in 36 games)
9.65	Chris Corchiani, NC State, 1990-91 (299 assists in 31 games)
9.51	Tyrone Bagues, Wake Forest, 1986-87
9.46	Craig Neal, Georgia Tech, 1987-88
8.6	Chris Corchiani, NC State, 1988-89

**HIGHEST ASSIST AVERAGE — UNC CAREER**

7.96	Kendall Marshall, 2010-active (581 assists in 73 games)
7.46	Ed Cota, 1996-2000 (1,030 assists in 138 games)
6.9	Raymond Felton, 2002-05
6.1	Phil Ford, 1974-78
6.1	Kenny Smith, 1983-87

**HIGHEST ASSIST AVERAGE — ACC CAREER**

8.37	Chris Corchiani, NC State, 1987-91 (1038 assists in 124 games)
7.96	Kendall Marshall, 2010-active (581 assists in 73 games)
7.68	Bobby Hurley, Duke, 1989-93 (1076 assists in 140 games)
7.46	Ed Cota, North Carolina, 1996-2000 (1030 assists in 138 games)
7.04	Steve Blake, Maryland, 1999-2003 (972 assists in 138 games)

**MOST GAMES WITH 10 OR MORE ASSISTS — UNC SEASON**

17	Kendall Marshall, 2011-12
12	Ed Cota, 1999-2000
9	Phil Ford, 1975-76

**MOST GAMES WITH 10 OR MORE ASSISTS — ACC SEASON**

17	Kendall Marshall, 2011-12
15	Chris Corchiani, NC State, 1990-91
13	Chris Corchiani, NC State, 1989-90
13	Chris Corchiani, NC State, 1988-89
12	Ed Cota, 1999-2000

**MOST GAMES WITH 10 OR MORE ASSISTS — UNC CAREER**

32	Ed Cota, 1996-00
23	Kendall Marshall, 2010-active
18	Raymond Felton, 2002-05
16	Phil Ford, 1974-78
13	Kenny Smith, 1983-87

**MOST GAMES WITH 10 OR MORE ASSISTS — ACC CAREER**

51	Chris Corchiani, NC State, 1987-91
33	Bobby Hurley, Duke, 1989-93
32	Ed Cota, 1996-00
28	Tyrone Bagues, Wake Forest, 1983-87
25	Grayson Marshall, Clemson, 1984-88
23	Kendall Marshall, 2010-active
23	Steve Blake, Maryland, 1999-2003

**MOST ASSISTS — NCAA SEASON**

406	Mark Wade, UNLV, 1986-87
399	Avery Johnson, Southern, 1987-88
373	Anthony Manuel, Bradley, 1987-88
351	Kendall Marshall, 2011-12
333	Avery Johnson, Southern, 1986-87

**HIGHEST ASSIST AVERAGE — NCAA SEASON**

13.30	Avery Johnson, Southern, 1987-88 (399 assists in 30 games)
12.03	Anthony Manuel, Bradley, 1987-88
10.74	Avery Johnson, Southern, 1986-87
10.68	Mark Wade, UNLV, 1986-87
10.14	Nelson Haggerty, Baylor, 1994-95
9.93	Glenn Williams, Holy Cross, 1988-89
9.91	Scott Machado, Iona, 2011-12
9.75	Kendall Marshall, 2011-12

**HIGHEST ASSIST-TURNOVER RATIO — UNC SEASON**

3.489	Ty Lawson, 2008-09 (230 assists, 66 turnovers) ( <i>ACC record</i> )
3.475	Kendall Marshall, 2011-12 (351 assists, 101 turnovers)
2.72	King Rice, 1990-91 (207 assists, 76 turnovers)
2.57	Ty Lawson, 2006-07 (213 assists, 83 turnovers)
2.50	Kendall Marshall, 2010-11 (230 assists, 92 turnovers)

**HIGHEST ASSIST-TURNOVER RATIO — ACC SEASON**

3.489	Ty Lawson, North Carolina, 2008-09 (230 assists, 66 turnovers)
3.475	Kendall Marshall, 2011-12 (351 assists, 101 turnovers)
3.35	Sidney Lowe, NC State, 1982-83
3.34	Tyrone Bagues, Wake Forest, 1984-85
3.23	Ervin Murray, Wake Forest, 2000-01

**HIGHEST ASSIST-TURNOVER RATIO — UNC CAREER**

3.01	Kendall Marshall, 2010-active (581 assists, 193 turnovers)
2.78	Ty Lawson, 2006-09 (608 assists, 219 turnovers)
2.36	King Rice, 1987-91 (629 assists, 287 turnovers)
2.26	Matt Doherty, 1980-84 (446 assists, 197 turnovers)
2.21	Jeff Lebo, 1985-89 (580 assists, 263 turnovers)

**HIGHEST ASSIST-TURNOVER RATIO — ACC CAREER**

3.01	Kendall Marshall, 2010-active (581 assists, 193 turnovers)
2.94	Sidney Lowe, NC State, 1979-83 (762 assists, 259 turnovers)
2.78	Ty Lawson, 2006-09 (608 assists, 219 turnovers)
2.64	Keith Gatlin, Maryland, 1983-87 (649 assists, 246 assists)
2.62	Tyrone Bagues, Wake Forest, 1983-87 (781 assists, 297 turnovers)



# 11 – STILMAN WHITE Freshman, Guard, 6-0, 160, Wilmington, N.C.



Made his first college start in the NCAA Sweet 16 against Ohio and played 32 minutes with a season-high six assists and zero turnovers • Played more minutes in the first half (12) than he did in any previous game this year • Had dished out six assists in his previous 16 games • Was the only Tar Heel not to commit a turnover.

Has played in 33 games, including every game since December 17th • Scored a season-high three points against Michigan State, South Carolina, Evansville, NC State and Georgia Tech • Handed out six assists against Ohio in the Sweet 16 • Previous high was three assists against Mississippi Valley State • Has 25 assists and five turnovers • Played five or more minutes in 13 games • Hit a three-pointer and had an assist in ACC wins over NC State (h) and Georgia Tech • Played eight solid minutes in the home win over Virginia – had an assist and steal and the team was plus-16 with him on the floor.

**Prep:** Hoggard High School • Earned first-team Associated Press and North Carolina Basketball Coaches all-state honors and was the Mideastern Conference and District 2 Player of the Year in 2011 • Two-time team captain, MVP and all-district honoree • Played for Coach Brett Queen • Scored 1,078 points and had 231 assists in 76 career games • Averaged a career-high 20.5 points and 3.0 assists per game as a senior • Hoggard's all-time leader in made free throws (280) and three-point field goal percentage (.381) • Led Hoggard to the conference tournament championship in 2011 • One of three players in school history to score 1,000 or more points.

**Personal:** Stilman Shannon White is the son of Erin and Shannon White • Born on July 27, 1992, in Orange, Calif. • His youngest sister was adopted from Ethiopia • Has yet to declare a major.

## 2011-12


Game	FG	3FG	FT	REB	PF	PTS	A	TO	B	S	MP
vs. Michigan State	0-0	0-0	3-4	0-0-0	0	3	0	0	0	0	1
at UNC Asheville	0-0	0-0	1-2	0-0-0	0	1	0	0	0	0	0+
Miss. Valley State	0-0	0-0	0-3	0-3-3	2	0	3	0	0	0	9
Tennessee State	0-0	0-0	0-2	0-0-0	2	0	1	0	0	0	4
vs. South Carolina	1-1	1-1	0-0	0-0-0	0	3	1	0	0	0	3
vs. UNLV				DNP							
Wisconsin				DNP							
at Kentucky				DNP							
Evansville	0-2	0-1	3-4	0-2-2	2	3	2	1	0	0	9
Long Beach State				DNP							
Appalachian State	1-2	0-0	0-1	0-0-0	1	2	0	0	0	0	4
Nicholls	0-1	0-1	0-0	0-0-0	3	0	2	1	0	0	11
Texas	0-0	0-0	0-0	0-0-0	0	0	0	0	0	0	1
Elon	0-1	0-1	0-0	0-1-1	0	0	1	0	0	1	8
Monmouth	0-1	0-1	1-2	1-2-3	0	1	2	0	0	0	6
Boston College	0-0	0-0	0-0	0-0-0	0	0	0	0	0	0	2
Miami	0-0	0-0	0-0	0-0-0	0	0	0	0	0	0	2
at Florida State	0-3	0-1	0-0	0-0-0	1	0	0	0	0	0	4
at Virginia Tech	0-1	0-1	0-0	0-0-0	0	0	0	1	0	0	1
NC State	1-2	1-2	0-0	0-0-0	1	3	1	0	0	0	5
Georgia Tech	1-1	1-1	0-0	0-0-0	0	3	1	0	0	1	6
at Wake Forest	0-0	0-0	0-0	0-0-0	1	0	0	0	0	0	3
at Maryland	0-0	0-0	0-0	0-0-0	1	0	0	0	0	0	2
Duke	0-0	0-0	0-0	0-0-0	0	0	0	0	0	0	2
Virginia	0-1	0-1	0-0	0-1-1	1	0	1	0	0	1	8
at Miami	0-0	0-0	0-0	0-0-0	1	0	0	0	0	0	2
Clemson	0-0	0-0	0-0	0-0-0	2	0	1	0	0	0	4
at NC State	0-0	0-0	0-0	0-0-0	1	0	1	0	0	0	2
at Virginia	0-1	0-1	0-0	0-0-0	2	0	0	0	0	0	2
Maryland	0-1	0-1	0-0	0-0-0	2	0	0	0	0	0	7
Duke	0-0	0-0	0-0	0-0-0	0	0	1	0	0	0	3
vs. Maryland (ACC)	1-2	0-1	0-0	0-0-0	0	2	0	1	0	1	8
vs. NC State (ACC)	0-1	0-1	0-0	0-0-0	0	0	0	0	0	1	3
vs. Fla State (ACC)	0-0	0-0	0-0	0-0-0	0	0	0	0	0	1	1
vs. Vermont (NCAA)	0-0	0-0	0-0	0-0-0	1	0	0	0	0	0	8
vs. Creighton (NCAA)	0-0	0-0	2-2	0-0-0	0	2	1	1	0	0	5
vs. Ohio (NCAA)*	0-4	0-1	2-2	0-0-0	3	2	6	0	0	1	32

## WHITE'S STATISTICS

Year	GP-GS	Min	AVG	FGM-A	Pct	3FGM-A	Pct	FTM-A	Pct	Off	Def	Reb	Avg	A	TO	B	S	Pts	Avg
2011-12	33-1	168	5.1	5-25	.200	3-16	.188	12-22	.545	1	9	10	0.3	25	5	0	7	25	0.8



# **15 – P.J. HAIRSTON** **Freshman, Guard, 6-5 1/2, 220, Greensboro, N.C.**



**2011-12:** Carolina's seventh-leading scorer at 5.8 points per game • Earned all-tournament honors at the Las Vegas Invitational, the first UNC non-starter to accomplish that since Danny Green in Vegas in 2007 • Did not play on Feb. 11 against Virginia due to a sore left foot.

Scored 13 points vs. Florida State in the ACC Tournament championship game, his top output in ACC play • Other top scoring

games in conference play include nine vs. Maryland in the ACC Tournament, eight against Georgia Tech and six vs. Virginia Tech and NC State (h) • Has scored in double figures in seven games (twice in his last 22 games) • Shooting 38 of 148 from three-point range • Third on the team in threes • Made three-pointers in 20 of his 36 games • Has hit multiple three-pointers in nine games • Is 12 for 68 from three in his last 20 games • Is 51 for 60 (.850) from the free throw line • Leads the Tar Heels in free throw percentage • Averaged 3.1 points in ACC regular-season play and 8.0 in the ACC Tournament.

**2011-12 Highlights:** Scored all 13 of his points in the second half of the ACC Tournament championship game vs. Florida State • Hit three three-pointers and went 4 for 4 from the free throw line • Was his first game in double figures and his most three-pointers since New Year's Day against Monmouth • First time with multiple threes since Jan. 29 against Georgia Tech • Scored nine points against Maryland in the quarterfinals, his highest scoring output in 16 games.

Had an impressive rebound dunk in the win at Duke • Scored five of UNC's 28 second-half points in the win at Virginia – scored on an offensive rebound putback to cut Virginia's lead to two, then nailed a three-pointer with 11:14 to play to give Carolina its first lead of the second half • First-half three-pointer at NC State ended a five-game streak without a three • Offensive rebound basket at Miami gave Carolina its first second-half lead • Had a key offensive rebound and putback basket in the win at Maryland • Had eight points, two assists and two steals against Georgia Tech, the first time he had made multiple three-pointers since the ACC opener against Boston College.

Scored 16 points against Monmouth, making 4 of 9 from three-point range • Grabbed a season-high six rebounds against Elon • Made 10 of 12 free throws against Appalachian State • Sprained his right ankle and was limited to nine minutes against Evansville • Also played just nine minutes in the following game against Long Beach State, scoring two points • Suffered a sprained left wrist and bone contusion early in the second half of the Wisconsin game when he attempted to draw a charge and braced himself with his left hand • Played with his left wrist taped at Kentucky and responded with 11 points in 14 minutes on 3 of 4 shooting from three-point range • Scored eight first-half points against the Cats as UNC built a 43-38 lead at the break.

Tied for team scoring honors with 15 points in the loss to UNLV • Made 9 of 14 shots from the floor (8 of 13 from 3FG) in the two

## **2011-12**

Game	FG	3FG	FT	REB	PF	PTS	A	TO	B	S	MP
vs. Michigan State	1-1	1-1	0-0	0-3-3	1	3	0	0	0	0	9
at UNC Asheville	2-3	1-2	0-0	1-0-1	3	5	0	2	0	0	11
Miss. Valley State	3-9	2-7	0-0	0-2-2	2	8	2	0	0	0	14
Tennessee State	2-8	2-6	2-2	0-3-3	3	8	3	0	0	0	13
vs. South Carolina	5-8	5-8	4-6	1-1-2	1	19	0	0	0	1	15
vs. UNLV	4-6	3-5	4-4	0-0-0	3	15	0	0	1	0	14
Wisconsin	0-4	0-2	0-0	0-1-1	2	0	0	1	1	0	9
at Kentucky	3-4	3-4	2-2	0-0-0	1	11	0	1	0	0	14
Evansville	1-5	1-4	2-2	0-2-2	0	5	1	1	0	0	9
Long Beach State	0-3	0-3	2-2	0-1-1	2	2	1	0	0	0	9
Appalachian State	0-2	0-2	10-12	1-2-3	4	10	0	0	0	0	13
Nicholls	3-11	1-5	6-8	3-1-4	0	13	2	0	0	1	14
Texas	1-2	0-1	3-4	2-0-2	1	5	0	1	0	1	13
Elon	2-11	1-5	0-0	3-3-6	2	5	1	4	0	1	19
Monmouth	6-11	4-9	0-0	1-3-4	1	16	1	0	0	0	18
Boston College	2-5	2-5	0-0	0-1-1	3	6	0	1	0	0	12
Miami	1-6	1-5	0-0	0-1-1	1	3	1	1	0	1	15
at Florida State	0-8	0-7	2-2	0-0-0	1	2	3	2	1	0	15
at Virginia Tech	1-2	1-2	3-3	2-1-3	0	6	1	0	0	0	15
NC State	3-8	0-5	0-0	1-3-4	1	6	0	3	1	2	19
Georgia Tech	2-6	2-4	2-2	1-1-2	0	8	2	1	1	2	17
at Wake Forest	0-3	0-3	0-0	1-2-3	4	0	0	0	0	0	14
at Maryland	1-5	0-2	0-0	1-3-4	2	2	2	0	0	1	15
Duke	0-3	0-2	0-0	1-1-2	2	0	1	0	0	0	10
Virginia	DNP – sore left foot										
at Miami	1-3	0-2	2-2	2-2-4	1	4	1	1	0	1	8
Clemson	0-3	0-2	0-0	0-2-2	1	0	0	1	0	0	6
at NC State	1-5	1-3	0-0	0-0-0	1	3	0	1	0	0	6
at Virginia	2-4	1-3	0-0	1-4-5	1	5	0	0	1	0	11
Maryland	0-5	0-4	0-0	0-1-1	1	0	1	0	0	1	10
Duke	1-3	0-1	0-0	1-3-4	2	2	1	1	0	0	15
vs. Maryland (ACC)	3-6	1-3	2-3	1-1-2	0	9	1	1	0	0	15
vs. NC State (ACC)	1-5	0-2	0-0	0-0-0	2	2	0	1	0	0	13
vs. Fla State (ACC)	3-9	3-7	4-4	1-0-1	2	13	1	0	0	0	18
vs. Vermont (NCAA)	3-9	1-6	0-0	0-0-0	0	7	0	0	0	1	15
vs. Creighton (NCAA)	1-3	1-3	1-2	1-3-4	0	4	0	0	0	0	16
vs. Ohio (NCAA)	1-4	0-2	0-0	1-0-1	2	2	0	2	0	1	8

## **Hairston's Season Highs**

**Points:** 19 vs. South Carolina (11/25/11)  
**Field Goals:** 6 vs. Monmouth (1/1/12)  
**Three-Pointers:** 5 vs. South Carolina (11/25/11)  
**Free Throws:** 10 vs. Appalachian State (12/17/11)  
**Rebounds:** 6 vs. Elon (12/29/11)  
**Assists:** 3 vs. Tennessee State (11/22/11), at Florida State (1/14/12)  
**Turnovers:** 4 vs. Elon (12/29/11)  
**Blocks:** 1 several times  
**Steals:** 2 vs. NC State (1/26/12), Georgia Tech (1/29/12)

games in Las Vegas • Was Carolina's top defender against the Runnin' Rebels • Scored a season-high 19 points and was 5 for 8 from three-point range against South Carolina • Had a season-high three assists vs. Tennessee State • Three-pointer gave Carolina a 17-point lead over Michigan State in the aircraft carrier game.

## **HAIRSTON'S STATISTICS**

Year	GP-GS	Min	AVG	FGM-A	Pct	3FGM-A	Pct	FTM-A	Pct	Off	Def	Reb	Avg	A	TO	B	S	Pts	Avg
2011-12	36-0	467	13.0	60-193	.311	38-137	.277	51-60	.850	27	51	78	2.2	26	26	6	14	209	5.8





## 24 – JUSTIN WATTS

### Senior, Forward, 6-4, 210, Durham, N.C.



Senior co-captain played a key role in Carolina's ACC Tournament semifinal win over NC State, playing 18 minutes (tying his season high) at point guard and power forward • Had two points, four rebounds and a career-high three steals, including one with seconds to play that prevented a game-tying basket • Carolina's defensive player of the game in the ACC Tournament semifinals and finals • Has played point guard in three games this season

(Georgia Tech, NC State in the ACC Tournament and Ohio).

Has played in more games, 121, than any active Tar Heel • Played at the two-guard in his first two seasons, but played almost exclusively as an under-sized power forward in 2011 and multiple positions this season • Good offensive rebounder for his size and has earned playing time with his leadership and defensive prowess • Has scored 165 points • Scored the final two points for the Tar Heels in the 2009 NCAA title game against Michigan State.

#### Watts's Previous NCAA Tournament Stats

2009	FG	3FG	FT	O-D-R	F	PTS	A	To	B	S	MP
Radford	0-1	0-0	0-0	0-2-2	0	0	2	2	0	0	9
Gonzaga	0-0	0-0	0-0	0-1-1	0	0	0	0	0	0	3
Oklahoma	0-0	0-0	0-0	0-0-0	0	0	0	0	0	0	4
Michigan State	1-2	0-0	0-0	1-0-1	0	2	0	0	0	0	1

2011	FG	3FG	FT	O-D-R	F	PTS	A	To	B	S	MP
vs. LIU	1-1	0-0	0-0	1-2-3	0	2	0	1	0	0	7
vs. Washington	0-1	0-0	0-0	1-0-1	0	0	0	0	0	0	4
vs. Marquette	0-0	0-0	0-0	0-0-0	0	0	0	0	0	0	1
vs. Kentucky	0-0	0-0	0-0	0-0-0	0	0	0	0	0	0	6

#### Watts's Career Highs

**Points:** 13 vs. Hofstra (11/18/10)

**Field Goals:** 4 vs. Chaminade (11/24/08), Presbyterian (12/12/09)

**Three-Pointers:** 2 vs. Rutgers (12/28/10)

**Free Throws:** 3 vs. Rutgers (12/28/09), Minnesota (11/19/10), Nicholls (12/19/11)

**Offensive Rebounds:** 4 vs. Nicholls (12/19/11)

**Rebounds:** 7 vs. William & Mary (12/21/10)

**Assists:** 4 vs. Valparaiso (11/15/09)

**Turnovers:** 3 vs. Ohio (3/23/12)

**Blocks:** 2 vs. Evansville (12/18/08)

**Steals:** 3 vs. NC State (3/10/12)

#### 2011-12

Game	FG	3FG	FT	REB	PF	PTS	A	TO	B	S	MP
vs. Michigan State	0-0	0-0	0-0	0-0-0	1	0	0	0	0	0	1
at UNC Asheville	0-1	0-0	0-0	0-2-2	1	0	0	0	0	0	7
Miss. Valley State	2-2	0-0	0-0	0-0-0	1	4	0	0	0	0	5
Tennessee State	1-1	0-0	0-0	0-1-1	0	2	0	0	0	0	7
vs. South Carolina	1-4	0-1	0-0	0-1-1	1	2	0	0	0	1	8
vs. UNLV	0-0	0-0	0-0	0-1-1	2	0	0	0	0	0	2
Wisconsin	0-0	0-0	0-0	0-0-0	0	0	0	0	0	0	2
at Kentucky	0-1	0-0	0-0	0-1-1	2	0	0	0	0	0	4
Evansville	0-0	0-0	0-1	3-2-5	0	0	0	0	0	0	9
Long Beach State	0-0	0-0	0-0	0-0-0	0	0	0	0	0	0	3
Appalachian State	0-1	0-0	0-0	0-0-0	0	0	0	0	0	0	5
Nicholls	3-6	0-0	3-5	4-1-5	0	9	1	0	0	1	13
Texas	0-1	0-0	0-0	0-0-0	0	0	0	1	0	0	6
Elon	2-3	0-0	1-2	1-4-5	0	5	1	0	1	0	10
Monmouth	0-0	0-0	0-0	0-1-1	0	0	0	0	0	0	7
Boston College	0-1	0-0	2-2	1-0-1	0	2	0	0	0	0	7
Miami	1-2	0-0	0-3	0-2-2	0	2	0	0	0	1	6
at Florida State	0-0	0-0	0-0	0-0-0	1	0	0	0	0	0	2
at Virginia Tech	1-1	0-0	0-0	1-1-2	0	2	0	0	0	0	3
NC State	0-0	0-0	0-0	0-0-0	1	0	0	0	0	0	6
Georgia Tech	0-0	0-0	0-0	1-1-2	1	0	0	0	0	0	7
at Wake Forest	0-1	0-1	0-0	0-0-0	1	0	0	0	0	0	4
at Maryland	0-0	0-0	0-0	0-1-1	0	0	0	0	0	0	3
Duke	0-0	0-0	0-0	0-0-0	0	0	0	0	0	0	1
Virginia	1-1	0-0	0-0	2-0-2	1	2	1	0	0	0	18
at Miami	2-2	0-0	0-0	1-0-1	0	4	0	1	1	1	9
Clemson	1-2	0-0	0-0	0-0-0	2	2	0	0	1	0	13
at NC State	0-1	0-0	0-2	2-0-2	0	0	0	0	0	0	6
at Virginia	0-0	0-0	0-0	0-0-0	0	0	0	0	0	0	3
Maryland*	0-3	0-0	0-0	1-1-2	2	0	0	1	0	0	11
Duke	0-0	0-0	0-0	0-0-0	1	0	0	0	0	0	4
vs. Maryland (ACC)	0-2	0-0	0-0	0-1-1	1	0	0	0	1	0	7
vs. NC State (ACC)	1-4	0-1	0-0	0-4-4	3	2	1	2	0	3	18
vs. Fla State (ACC)	0-0	0-0	1-2	0-0-0	1	1	1	0	0	1	12
vs. Vermont (NCAA)	1-2	0-1	0-2	3-1-4	0	2	0	1	0	1	15
vs. Creighton (NCAA)	0-0	0-0	0-0	0-1-1	0	0	0	0	0	0	2
vs. Ohio (NCAA)	0-0	0-0	0-0	1-3-4	1	0	1	3	1	0	15

#### WATTS'S STATISTICS

Year	GP-GS	Min	AVG	FGM-A	Pct	3FGM-A	Pct	FTM-A	Pct	Off	Def	Reb	Avg	A	TO	B	S	Pts	Avg
2008-09	27-0	85	3.1	8-33	.242	0-6	.000	3-7	.429	7	13	20	0.7	5	9	3	2	19	0.7
2009-10	23-2	143	6.2	15-37	.405	4-9	.444	6-14	.429	8	11	19	0.8	18	15	4	5	40	1.7
2010-11	34-0	314	9.2	21-56	.375	7-21	.333	16-30	.533	22	42	64	1.9	18	15	4	2	65	1.9
2011-12	37-1	261	7.1	17-42	.405	0-4	.000	7-19	.368	21	30	51	1.4	6	10	5	8	41	1.1
Totals	121-3	762	6.3	60-147	.408	11-40	.275	32-70	.457	58	96	154	1.3	47	49	16	17	163	1.3



## 31 – JOHN HENSON

### Junior, Forward, 6-10, 210, Tampa, Fla.



**2011 and 2012  
ACC Defensive Player of the Year**

**2012 First-Team All-ACC  
2011 and 2012 ACC All-Defensive Team**

**CBSSports.com 3rd team All-America**

Carolina's all-time leader in blocked shots per game • Has blocked 278 in 108 games (2.57 per game) • Second in UNC history

behind Brendan Haywood (304) • Is 12th in ACC history in blocks per game and 11th in blocks • Clemson's Sharone Wright is 10th with 288 • Had a career-high nine blocks on the aircraft carrier against Michigan State, tying the second-most by a Tar Heel • Has blocked five or more shots 17 times and seven or more five times • Leading active shot blocker and second-leading active rebounder in the ACC • Scored his 1,000th point at Miami (the 67th Tar Heel to score 1,000) • Also became the 18th Tar Heel to grab 800 rebounds • Has double-doubles in 27 of his last 44 games and grabbed 10 or more rebounds in 36 of his last 50 contests • Has scored in double figures 64 times, grabbed 10 or more rebounds 47 times and posted 37 double-doubles • Is tied for eighth at UNC in point/rebound double-doubles.

**2011-12:** ACC Defensive Player of the Year, first-team All-ACC and All-Defensive Team selection • Joins Jackie Manuel (2004, 2005) as the only Tar Heel to repeat on league's all-defensive team • Joins Duke's Shelden Williams (2005, 2006) as repeat winners as ACC Defensive Player of the Year • Earned third-team All-America honors from CBSSports.com • Second-team NABC all-district selection • Three-time ACC Player of the Week • Averaging 13.8 points, 10.1 rebounds and 2.9 blocks and shooting 50.3 percent from the floor • Only player in the ACC averaging a double-double in all games and ACC games • On pace to become the first Tar Heel to average a double-double in consecutive seasons since Mitch Kupchak in 1974-75 and 1975-76 • Began the week ninth nationally in blocks, 13th in double-doubles and 18th in rebounding • Had eight double-doubles in the last 10 ACC regular-season games • Helps UNC lead the country in rebound margin • Leads the ACC in rebounding, blocked shots and double-doubles (18), is fourth in field goal percentage and 11th in scoring • Scored in double figures in 30 games • Has blocked three or more shots 19 times • Shooting 51.1 percent from the free throw line (is 26 for 38, .684, in his last 11 games) • Averaged 13.4 points and 10.6 rebounds and shot 45.9 percent from the floor in conference action • Has blocked 100 shots, the third-most in UNC single-season history • Averaging 2.9 blocks, the third-highest in UNC single-season history.

**2012 NCAA Tournament:** Missed three games, including the Vermont game, due to a sprained left wrist • Returned to the lineup against Creighton and 13 points, 10 rebounds, four blocked shots and two assists • Posted his fifth double-double in six career NCAA Tournament games with 14 points and 10 rebounds against Ohio • Hit a key jumper with 2:36 to play to tie game at 59 • Has

#### 2011-12

Game	FG	3FG	FT	REB	PF	PTS	A	TO	B	S	MP
vs. Michigan State*	6-10	0-0	0-1	2-5-7	3	12	2	2	9	0	31
at UNC Asheville*	8-11	0-0	4-6	4-8-12	2	20	0	1	2	0	31
Miss. Valley State*	7-14	0-0	4-6	4-10-14	1	18	3	1	1	0	23
Tennessee State*	8-11	0-0	0-0	2-8-10	1	16	6	1	4	0	25
vs. South Carolina*	8-15	0-0	2-6	2-6-8	2	18	1	2	1	0	29
vs. UNLV*	4-12	0-0	3-7	2-6-8	4	11	0	2	1	0	32
Wisconsin*	4-9	0-0	0-2	4-13-17	1	8	2	2	5	1	34
at Kentucky*	4-11	0-0	2-2	3-5-8	1	10	1	2	3	0	33
Evansville*	5-6	0-0	3-8	3-9-12	0	13	1	1	3	0	21
Long Beach State*	12-17	0-0	0-2	1-9-10	2	24	2	1	4	1	34
Appalachian State*	7-10	0-0	3-5	1-5-6	1	17	0	2	1	0	26
Nicholls*	2-9	0-0	3-4	3-8-11	2	7	1	1	7	1	21
Texas*	6-13	0-0	2-4	5-3-8	2	14	3	3	2	1	32
Elon*	8-15	0-0	0-1	4-7-11	1	16	0	0	2	2	16
Monmouth*	9-12	0-0	3-6	2-6-8	1	21	1	1	3	0	25
Boston College*	5-9	0-0	4-6	2-6-8	2	14	3	0	3	0	28
Miami*	5-13	0-0	1-2	3-11-14	2	11	1	0	0	2	31
at Florida State*	5-10	0-0	0-7	0-3-3	3	10	0	2	3	2	26
at Virginia Tech*	8-17	0-0	0-1	4-12-16	1	16	0	1	6	0	34
NC State*	4-9	0-0	1-4	2-8-10	2	9	1	2	5	1	28
Georgia Tech*	4-10	0-0	5-8	0-6-6	1	13	3	1	4	1	31
at Wake Forest*	6-16	0-0	2-3	5-7-12	2	14	1	2	4	2	32
at Maryland*	8-17	0-0	1-6	4-8-12	3	17	1	2	1	0	36
Duke*	5-11	0-0	2-2	6-11-17	2	12	2	1	1	0	35
Virginia*	4-11	0-0	2-3	5-5-10	3	10	1	2	4	0	30
at Miami*	6-14	0-0	2-2	4-7-11	0	14	2	1	3	1	36
Clemson*	6-14	0-0	1-2	1-7-8	1	13	1	0	3	2	31
at NC State*	6-11	0-0	2-4	2-11-13	2	14	1	2	2	0	33
at Virginia*	4-10	0-0	7-8	3-8-11	1	15	1	2	2	0	36
Maryland	9-15	0-0	1-2	1-8-9	1	19	0	0	3	2	29
Duke*	5-9	0-0	3-4	0-10-10	2	13	0	0	1	0	32
vs. Maryland (ACC)*	1-2	0-0	1-2	0-4-4	0	3	0	0	1	0	7
vs. NC State (ACC)											DNP – sprained left wrist
vs. Florida State (ACC)											DNP – sprained left wrist
vs. Vermont (NCAA)											DNP – sprained left wrist
vs. Creighton (NCAA)*	5-13	0-0	3-3	1-9-10	1	13	2	1	4	1	28
vs. Ohio (NCAA)*	6-12	0-0	2-6	3-7-10	0	14	1	3	2	0	38

#### Henson's Career Highs

**Points:** 28 vs. LIU (3/18/11); **Field Goals:** 12 vs. Long Beach State (12/10/11); **Three-Pointers:** 2 vs. Presbyterian (12/12/09); **Free Throws:** 8 vs. LIU (3/18/11); **Offensive Rebounds:** 7 vs. Hofstra (11/18/10), vs. Duke (3/13/11); **Rebounds:** 18 vs. Duke (3/13/11); **Assists:** 6 vs. Tennessee State (11/22/11); **Turnovers:** 6 vs. Vanderbilt (11/21/10); **Blocks:** 9 vs. Michigan State (11/11/11); **Steals:** 3 at Coll. of Charleston (1/4/10), NC State (2/13/10)

21 career blocks in NCAA Tournament play, fourth-most in UNC history • Averaging 13.8 points and 10.3 rebounds in six career NCAA Tournament games.

**2012 ACC Tournament:** Played only seven minutes in the Tournament after suffering a hard fall on a drive to the basket in the first half of the quarterfinal game against Maryland • Suffered a sprained left wrist • Left the game after playing just over a minute more, returned a short time later but was removed for good after playing 30 seconds and did not play again in the Tournament.

**2011-12 Game Highlights:** Scored nine of his second-half points in the win at Duke and finished with 13 points and 10 rebounds, his 10th double-double in 16 ACC games • Matched his ACC scoring high with 19 points and added nine rebounds, three blocks and two steals in home win over Maryland • ACC Player of the Week (third time this year) for his play in wins at Virginia and NC State • Had 15 points and 11 rebounds in the win at Virginia •

#### HENSON'S STATISTICS

Year	GP-GS	Min	AVG	FGM-A	Pct	3FGM-A	Pct	FTM-A	Pct	Off	Def	Reb	Avg	A	TO	B	S	Pts	Avg
2009-10	37-12	586	15.8	88-181	.486	4-18	.222	32-73	.438	60	103	163	4.4	34	45	60	26	212	5.7
2010-11	37-36	989	26.7	182-364	.500	1-6	.167	68-142	.479	120	254	374	10.1	30	76	118	22	433	11.7
2011-12	34-33	994	29.2	200-398	.503	0-0	–	69-135	.511	88	256	344	10.1	44	44	100	20	469	13.8
Totals	108-81	2569	23.8	470-943	.498	5-24	.208	169-350	.483	268	613	881	8.2	108	165	278	68	1114	10.3

## John Henson, continued

Scored 11 of his 15 in the second half including a dunk with 5:42 to play that gave Carolina the lead for good and an acrobatic, one-hand slam off an out-of-bounds play that was one of the most memorable plays of the season • Made a season-best 7 of 8 free throws at UVa and was UNC's defensive player of the game • Another active game against NC State as he helped UNC to a 12-point road win with 14 points, 13 rebounds, two blocks and made 6 of 11 shots from the floor • Keyed a defensive stand against Clemson as he blocked three shots, had two steals and helped limit the Tigers to 52 points • Posted his fifth consecutive double-double (his longest double-double streak this season) with 14 points, 11 rebounds, three blocks and two assists in win at Miami • Tied his season high with 17 rebounds in home loss against Duke • Big second half (12 points) led UNC to win at Maryland – finished with 17 points and 12 rebounds • Had 10 rebounds and blocked five shots against NC State, helping limit the Pack to season lows in points and field goal percentage • Was sensational in the win at Virginia Tech as he had 16 points, 16 rebounds and six blocked shots • Won his second defensive player of the game award as he graded out with 44 good defensive plays • Led both teams with 14 rebounds against Miami, but did not register a block for the only time this season • Had 14 points, eight rebounds, three assists and three blocks in win over Boston College.

Scored 21 points on 9 of 12 shooting against Monmouth • Was his third career 20-point game • Had 14 points and 11 rebounds in 11 minutes in the first half against Elon • Blocked seven shots and grabbed 11 rebounds against Nicholls • Named ACC Player of the Week for his play in wins over Evansville and Long Beach State • Shot 12 for 17 with 24 points, 10 rebounds and four blocks against Long Beach State, setting a career high in field goals • Had 21 points, 12 boards and three blocks in just 21 minutes against Evansville.

Grabbed a season-high 17 rebounds and had five blocked shots against Wisconsin, anchoring a defense that held the Badgers under 40 percent shooting in both halves • Had 20 points, 12 rebounds at UNC Asheville, 18 points, 14 rebounds against Mississippi Valley State and 16 points, 10 boards vs. Tennessee State • Added a career-high six assists and four blocks vs. Tennessee State • Named ACC Player of the Week for his play in wins over Michigan State and UNC Asheville • Had a career-high nine blocks on the aircraft carrier against Michigan State, the second-most in any game by a Tar Heel.

**2011 NCAA Tournament Highlights:** Averaged 14.0 points, 10.5 rebounds and 3.8 blocks in the four NCAA Tournament games • Made 23 of 48 shots from the floor (.479) and 10 of 18 free throws (.556).

Early foul trouble against Kentucky in the regional final limited him to four points, nine boards and no blocks • Fouled out late in the game – was the only time last season he had more than three fouls • Picked up his third foul with 6:39 to play in the first half and his fourth with 16:03 to play in the game • Had only four field goal attempts, fewest since the fourth game of the season, and did not have a block for the first time since the first ACC game on Jan. 8th.

Posted his ninth consecutive double-double and 15th straight double-figure rebounding game with 14 points, 12 rebounds and five blocks against Marquette.

Scored 12 of his 14 points in the first half as UNC built a 40-15 lead • Stole the ball on an inbounds pass with 5.4 seconds to play

and UNC holding an 84-83 lead in the NCAA Tournament win over Washington • Dexter Strickland followed the steal with two free throws for the final winning margin.

Scored a career-high 28 points and had 11 rebounds and five blocked shots in NCAA second round win over LIU • Became the first Tar Heel to score at least 25 points, grab at least 10 rebounds and block at least five shots in an NCAA Tournament game • The 28 points are the most by a Tar Heel in his NCAA Tournament debut since Lennie Rosenbluth had 29 against Yale in 1957 • Posted a career-high 20 points in the first half when he made 7 of 12 shots and went 6 for 6 from the line • Became third Tar Heel to block six shots in an NCAA Tournament game (Warren Martin vs. Middle Tennessee State in 1985 and Rasheed Wallace vs. Georgetown in 1995).

Henson's 2011 NCAA Tournament Stats

	FG	3FG	FT	O-D-R	F	PTS	A	TO	B	S	MP
vs. <u>LIU</u> *	10-16	0-0	8-10	4-7-11	3	28	1	3	6	0	28
vs. <u>Washington</u> *	4-12	0-0	2-5	4-6-10	1	10	0	1	4	2	36
vs. <u>Marquette</u> *	7-16	0-1	0-3	3-9-12	1	14	0	0	5	1	32
vs. <u>Kentucky</u> *	2-4	0-0	0-0	1-8-9	5	4	0	2	0	1	23





## 35 – REGGIE BULLOCK

### Sophomore, Guard/Forward, 6-7, 190, Kinston, N.C.



**2011-12:** Leads the Tar Heels in three-pointers made with 70 and three-point percentage at .387 (making 70 for 181) • Is the fourth-leading scorer (8.9 ppg) on the team.

Moved into the starting lineup on Jan. 26th after the season-ending injury to Dexter Strickland • Tar Heels are 16-2 since • Averaged 8.4 points coming off the bench in the first 19 games and 9.5 points since moving into the starting lineup • Averaging more than 32 minutes over the last 18 games – had not played more than 24 minutes in a college game until Strickland's

injury • Has scored in double figures 19 times including eighth of the last 12 games and 11 of 18 since becoming a starter • Has connected on multiple three-pointers in 22 games • Has made 70 of UNC's 192 three-point baskets (36.5 percent) • Is second on the team with seven defensive player of the game awards (Michigan State, Monmouth, Miami, NC State, Georgia Tech, Duke and at NC State) • Has been to the free throw line in 11 games • Made a career-high five free throws in six attempts against Florida State in the ACC Tournament championship game • Has five or more rebounds in 22 games (twice in the first 10 games and 20 times in the last 27 games) • Has 79 rebounds (6.1) in the last 13 games.

**2012 NCAA Tournament:** Played his finest game as a Tar Heel with 17 points, 10 rebounds and five assists in a career-high 41 minutes against Ohio in the Sweet 16 • Hit 5 of 10 three-pointers, including four in the final 25 minutes • Hit a three with 40 seconds to play in regulation to give UNC a 63-61 lead, then opened the scoring in overtime with another three • The 17 points and five threes were the most since he hit six threes and scored 23 points against Tennessee State on Nov. 22nd • The five three-pointers tie the second-most in an NCAA Tournament game by a Tar Heel and are the most since Wayne Ellington hit five against Villanova in 2009 Final Four • Scored 13 points on 3 of 5 shooting from long range and grabbed eight rebounds against Creighton • Tied his career high with three steals vs. Vermont • Is averaging 12.3 points and 7.0 rebounds and is 10 of 21 from three-point range in the NCAA Tournament.

**2012 ACC Tournament:** Averaged 9.0 points and 5.0 rebounds • Made 9 of 26 shots from the floor (.346), including 4 of 15 from three • Was 6 for 10 from the floor for 15 points and had three assists vs. Maryland • Had a career-high six assists and seven rebounds against NC State and again played outstanding defense.

**2011-12 Regular-Season Highlights:** Played well on both ends of the floor in the win at Duke as he had 12 points and six rebounds and helped limit Austin Rivers to 5 of 12 shooting from the floor (1 of 6 from three-point range) • Grabbed four offensive rebounds at Duke, which led to a pair of baskets • Made multiple threes for the fifth time in the last six games • Had 12 points and a career-high four assists in home win over Maryland • Scored eight of his 11 points in the first half, helped limit Scott Wood to 1 of 5 shooting, was UNC's defensive player of the game and did not have a turnover in the 86-74 win at NC State • Connected on three three-pointers (most in six games) and had 11 points, six rebounds and two assists in win over Clemson • Scored all 10 of his points at Miami in the second half, connecting on a pair of three-pointers, his first multi-three game in five games • Hit a three with 6:27 to play to give UNC a 63-55 lead and added a game-clinching three with 1:42 to play to up the lead to nine • It was his first game making at least two three-pointers since the Georgia Tech game • Added seven rebounds against the Canes to tie his ACC best on the boards.

Scored 11 points and played solid defense in the win at Maryland, helping limit the Terrell Stoglin, the ACC's top scorer, to just 8 of 21 shooting and one of nine from three-point range • Made his first start in the win over

#### 2011-12

Game	FG	3FG	FT	REB	PF	PTS	A	TO	B	S	MP
vs. Michigan State	1-3	1-3	0-0	0-1-1	0	3	0	0	0	1	12
at UNC Asheville	1-2	0-1	0-0	0-0-0	3	2	0	0	0	2	10
Miss. Valley State	4-12	3-8	0-1	3-1-4	2	11	0	2	1	1	20
Tennessee State	8-10	6-7	1-2	0-4-4	0	23	2	0	0	1	18
vs. South Carolina	0-4	0-2	0-0	3-2-5	0	0	3	0	0	0	13
vs. UNLV	4-5	0-1	0-0	1-3-4	1	8	1	2	0	1	19
Wisconsin	1-3	1-3	2-2	0-1-1	0	5	0	1	0	0	18
at Kentucky	3-8	2-5	0-0	2-3-5	1	8	1	0	0	0	19
Evansville	5-9	4-7	1-1	0-3-3	0	15	1	0	0	1	17
Long Beach State	6-10	3-7	0-0	0-4-4	2	15	2	2	0	3	24
Appalachian State	4-8	2-5	0-0	1-5-6	2	10	0	1	0	1	23
Nicholls	4-10	2-8	0-0	4-6-10	0	10	1	1	0	1	19
Texas	4-7	2-4	2-2	2-4-6	3	12	1	1	1	0	22
Elon	3-6	1-3	0-0	1-5-6	0	7	1	0	0	1	19
Monmouth	4-8	2-6	1-1	0-3-3	1	11	1	2	0	0	19
Boston College	1-7	0-3	0-0	2-5-7	1	2	2	2	0	0	19
Miami	2-6	1-4	0-0	3-3-6	0	5	0	1	0	0	18
at Florida State	2-5	2-4	0-0	3-3-6	0	6	0	0	0	0	23
at Virginia Tech	2-10	2-7	0-0	3-0-3	1	6	1	1	0	0	26
NC State*	4-9	3-5	0-0	1-4-5	3	11	3	1	0	0	33
Georgia Tech*	4-7	3-6	0-0	2-2-4	0	11	1	1	1	0	30
at Wake Forest*	2-11	1-5	1-1	3-2-5	3	6	1	1	1	1	33
at Maryland*	5-10	1-3	0-0	4-1-5	1	11	1	1	0	1	34
Duke*	2-3	0-1	0-0	0-4-4	3	4	1	1	0	1	34
Virginia*	2-11	1-6	0-0	2-4-6	0	5	0	1	0	0	34
at Miami*	4-10	2-5	0-0	3-4-7	2	10	0	2	1	0	31
Clemson*	4-7	3-5	0-0	3-3-6	1	11	2	1	0	0	28
at NC State*	4-7	3-6	0-0	3-5-8	0	11	2	0	1	1	32
at Virginia*	1-3	1-3	0-0	0-6-6	0	3	0	3	0	1	32
Maryland	4-9	2-6	2-2	1-3-4	2	12	4	2	0	1	29
Duke*	5-9	2-6	0-0	4-2-6	3	12	1	1	0	1	29
vs. Maryland (ACC)*	6-10	3-5	0-0	0-1-1	1	15	3	0	0	0	31
vs. NC State (ACC)*	2-7	1-5	0-0	2-5-7	1	5	6	2	0	0	36
vs. Fla State (ACC)*	1-9	0-5	5-6	2-5-7	3	7	1	0	0	1	29
vs. Vermont (NCAA)*	2-9	2-6	1-2	0-3-3	2	7	0	0	1	3	28
vs. Creighton (NCAA)*	5-7	3-5	0-2	1-7-8	1	13	2	1	0	0	32
vs. Ohio (NCAA)*	6-13	5-10	0-0	3-7-10	1	17	5	2	1	1	41

#### Bullock's Career Highs

**Points:** 23 vs. Tennessee State (11/22/11); **Field Goals:** 8 vs. Tennessee State (11/22/11); **Three-Pointers:** 6 vs. Tennessee State (11/22/11); **Free Throws:** 5 vs. Florida State (3/11/12); **Rebounds:** 10 vs. Nicholls (12/19/11), vs. Ohio (3/23/12); **Assists:** 6 vs. NC State (3/10/12); **Turnovers:** 3 at Illinois (11/30/10), at Virginia (2/25/12); **Steals:** 3 vs. Long Beach State (12/10/11), vs. Vermont (3/16/12)

NC State and had 11 points (first double-figure ACC game this year), five rebounds and three assists • Three-pointer off the break gave Carolina a five-point lead in the win at Virginia Tech.

Had 12 points and six rebounds in the win over Texas • Posted his first collegiate double-double with 10 points and a career-high 10 rebounds against Nicholls (was the second straight game in which he set a rebounding career best) • Scored 11 points in a 17-8 UNC run in the second half against Long Beach State that took Carolina from down by six points to a lead it would not relinquish the rest of the way • Also set a career high with three steals against the 49ers • Hit four three-pointers and had 15 points against Evansville.

Had eight points and five rebounds at Kentucky • Hit a three-pointer from the corner with 49 seconds to play to pull UNC within one • Made a key three-pointer with 2:38 to play that gave UNC a 52-44 lead in the win over Wisconsin • Made 4 of 4 from three-point range in the first half • Gave the Tar Heels a second-half spark against UNLV and finished with eight points, four rebounds • Scored a career-high 23 points on 8 of 10 shooting from the floor and 6 of 7 from three-point range against Tennessee State • Carolina's defensive player of the game in the win over Michigan State on the aircraft carrier USS Carl Vinson.

#### BULLOCK'S STATISTICS

Year	GP-GS	Min	AVG	FGM-A	Pct	3FGM-A	Pct	FTM-A	Pct	Off	Def	Reb	Avg	A	TO	B	S	Pts	Avg
2010-11	27-0	392	14.5	62-169	.367	29-98	.296	13-23	.565	22	54	76	2.8	16	13	3	18	166	6.1
2011-12	37-17	934	25.2	122-284	.430	70-181	.387	16-22	.727	62	124	186	5.0	50	36	8	25	330	8.9
Totals	64-17	1326	20.7	184-453	.406	99-279	.355	29-45	.644	84	178	262	4.1	66	49	11	43	496	7.8





## 40 – HARRISON BARNES

### Sophomore, Forward, 6-8, 210, Ames, Iowa



**First-Team All-ACC**  
**NABC 2nd-team All-America**  
**Sporting News 3rd-Team All-America**

**Career:** Has scored 1,215 points, an average of 16.4 per game • Has the 16th-highest scoring average in UNC history • One of 11 Tar Heels to reach 1,000 points as a sophomore and one of 16 to reach 1,000 in his first two seasons • First sophomore to reach 1,000 points since Wayne

Ellington • One of six Tar Heels to average at least 15 points as both a freshman and sophomore (Barnes, Phil Ford, Antawn Jamison, Joseph Forte, Rashad McCants and Tyler Hansbrough) • Scored in double figures in 63 of 74 games • Has scored 20 or more points 21 times (13 times this year) with a high of 40 against Clemson in the 2011 ACC Tournament.

**2011-12:** First-team All-ACC selection • Earned second-team All-America honors from the NABC and third-team All-America honors by The Sporting News • NABC all-district selection • Earned ACC Player of the Week honors for his play in wins at Miami and against Clemson (his first career player of the week honor).

Leads the team in scoring with 17.2 points per game • Has led the Tar Heels in scoring 17 times • Has scored in double figures in 19 of the last 20 games • Shooting 44.2 percent from the floor • Is third in the ACC in scoring • Scored 20 or more points 13 times with a high of 27 against Virginia Tech • Is 49 for 132 (.371) from three-point range with a high of four at Kentucky • Second on the team in three-point percentage • Has made multiple three-pointers 14 times • Is 12 for 46 from long range in the last 10 games.

**2012 NCAA Tournament:** Scored five of his 12 points against Ohio in overtime • Made 3 of 16 shots from the floor and had five turnovers against the Bobcats, but hit a huge three-pointer with 3:22 to play that tied the game at 57 • Led UNC in scoring in Greensboro with 15.5 points per game • Scored 14 against Vermont and 17 vs. Creighton • Hit three three-pointers against the Jays, including back-to-back threes that clinched the win • Averaging 14.3 points in the three games • Is 15 for 47 from the floor (.319) and 6 of 18 from three-point range (.333).

**2012 ACC Tournament:** Earned second-team All-Tournament honors • Averaged 18.0 points and 6.0 rebounds • Shot 41.9 percent from the floor (18 for 43), 23.1 percent from 3FG (3 of 13) and 68.2 percent from the free throw line (15 of 22) • Shot 9 of 18 from the floor and scored a game-high 23 points in the championship game vs. Florida State.

**2011-12 Game Highlights:** Scored 11 first-half points at Duke, helping UNC build a 48-24 lead • Three-pointer with 2:04 to play sealed the win • Had 20 points in the win at NC State – it was his third 20-point outing in a row • Led all scorers for the second straight game with 24 against Clemson – second game in a row he hit three three-pointers • Scored 14 of his game-high 23 points in the second half at Miami – hit three three-pointers in the

2011-12	FG	3FG	FT	REB	PF	PTS	A	TO	B	S	MP
vs. Michigan State*	5-11	2-5	5-7	2-3-5	0	17	2	1	1	0	31
at UNC Asheville*	6-10	0-1	5-8	1-4-5	2	17	0	6	0	1	30
Miss. Valley State*	8-16	0-3	2-5	6-1-7	1	18	1	3	0	1	24
Tennessee State*	6-13	1-2	3-3	2-0-2	0	16	2	1	0	1	26
vs. South Carolina*	6-10	2-3	7-10	2-3-5	2	21	0	3	0	1	24
vs. UNLV*	6-16	0-1	3-5	3-2-5	3	15	1	2	0	1	30
Wisconsin*	6-12	2-3	6-7	0-3-3	0	20	0	3	0	1	33
at Kentucky*	5-12	4-5	0-0	1-1-2	3	14	0	1	1	0	24
Evansville*	5-9	1-3	6-7	1-3-4	2	17	1	2	0	1	22
Long Beach State*	8-16	3-3	1-1	1-2-3	2	20	2	2	1	1	32
Appalachian State*	4-12	0-1	1-2	3-1-4	0	9	1	0	0	1	26
Nicholls*	4-12	1-3	0-3	3-5-8	1	9	1	2	1	2	21
Texas*	9-15	1-2	7-8	4-6-10	3	26	1	0	1	2	25
Elon*	7-12	1-2	3-3	0-5-5	1	18	5	0	1	1	20
Monmouth*	8-14	1-2	3-3	2-2-4	0	20	1	1	0	1	22
Boston College*	10-15	3-4	2-3	1-4-5	2	25	0	1	0	4	27
Miami*	2-12	0-5	2-2	1-3-4	1	6	1	1	1	0	24
at Florida State*	5-13	1-4	4-5	2-3-5	3	15	0	5	0	0	27
at Virginia Tech*	8-14	1-3	10-12	2-4-6	1	27	0	2	1	3	32
NC State*	7-13	0-2	1-2	1-0-1	2	15	0	2	0	3	22
Georgia Tech*	8-14	3-3	4-6	0-3-3	0	23	1	1	0	1	30
at Wake Forest*	4-12	1-5	4-8	2-5-7	3	13	2	1	1	1	27
at Maryland*	5-15	2-3	6-8	4-4-8	3	18	0	2	0	1	35
Duke*	8-16	1-3	8-12	2-1-3	4	25	1	2	0	2	35
Virginia*	4-15	0-2	6-6	4-7-11	1	14	1	1	1	0	30
at Miami*	9-19	3-7	2-3	4-2-6	2	23	2	0	0	0	32
Clemson*	9-18	3-6	3-4	2-5-7	1	24	2	3	0	2	31
at NC State*	7-14	2-5	4-5	2-1-3	2	20	1	1	1	0	36
at Virginia*	3-15	0-5	1-3	2-7-9	2	7	0	2	0	0	36
Maryland	3-8	0-2	4-4	2-2-4	3	10	3	2	0	1	25
Duke*	6-14	1-3	3-4	2-2-4	4	16	0	3	0	0	32
vs. Maryland (ACC)*	6-13	0-2	3-6	0-7-7	0	15	2	0	1	3	32
vs. NC State (ACC)*	3-12	2-7	8-12	1-3-4	2	16	1	4	0	0	33
vs. Fla State (ACC)*	9-18	1-4	4-4	3-4-7	3	23	0	3	0	1	35
vs. Vermont (NCAA)*	5-12	1-3	3-3	1-5-6	2	14	0	2	1	3	33
vs. Creighton (NCAA)*	7-19	3-6	0-0	3-2-5	1	17	0	1	0	1	31
vs. Ohio (NCAA)*	3-16	2-9	4-6	1-6-7	2	12	4	5	0	0	40

#### Barnes's Career Highs

**Points:** 40 vs. Clemson (3/12/11); **Field Goals:** 12 vs. Clemson (3/12/11); **Three-Pointers:** 6 vs. Clemson (3/12/11); **Free Throws:** 10 vs. Clemson (3/12/11), at Virginia Tech (1/19/12); **Rebounds:** 16 vs. LIU (3/18/11); **Assists:** 5 vs. Elon (12/29/11); **Turnovers:** 6 vs. Virginia Tech (1/13/11), Clemson (1/18/11), at UNC Asheville (11/13/11); **Blocks:** 2 at Virginia (1/8/11), at Duke (2/9/11), vs. Marquette (3/25/11); **Steals:** 4 vs. Boston College (1/7/12)

second half, as many as he made in the previous three games • Grabbed a season-high 11 rebounds against Virginia for his second double-double of the season (Texas) • Scored 19 of his team-high 25 points in the second half against Duke • Scored 12 of his 18 points at Maryland in the second half – three-pointer gave UNC its first lead of the second half (a lead it kept the rest of the game) and his contested 17-footer with 1:02 to play gave UNC a 76-70 lead • Sprained his left ankle in the first half at Wake Forest – missed several minutes but returned to play 15 minutes in the second half • Led all scorers with 23 points and was 3 for 3 from three-point range against Georgia Tech • Scored 21 of his season-high and game-high 27 points in the second half of the win at Virginia Tech • Went 8 of 14 from the floor (six for six in the second half) and 10 of 12 from the line and added six rebounds, three steals and a blocked shot • He out-scored the Hokies, 18-14, in the first 14:58 of the second half as UNC went from trailing by five at the break to a 71-53 lead • Led all scorers with 25 points and added five rebounds and a career-high four steals against Boston College • Was 10 for 15 from the floor and 3 of 4 from 3FG

#### BARNES' STATISTICS

Year	GP-GS	Min	AVG	FGM-A	Pct	3FGM-A	Pct	FTM-A	Pct	Off	Def	Reb	Avg	A	TO	B	S	Pts	Avg
2010-11	37-36	1087	29.4	210-497	.423	67-195	.344	93-124	.750	75	141	216	5.8	53	72	16	27	580	15.7
2011-12	37-36	1075	29.1	224-507	.442	49-132	.371	138-190	.726	73	121	194	5.2	39	71	13	41	635	17.2
Totals	74-72	2162	29.2	434-1004	.432	116-327	.355	231-314	.736	148	262	410	5.5	92	143	29	68	1215	16.4

## ***Harrison Barnes, continued***

against the Eagles.

Posted his first double-double of the season with 26 points and 10 rebounds against Texas • Made 9 of 15 from the floor after making 8 of 24 from the floor in his previous two games • Scored seven quick points as UNC built a 22-9 lead, then scored 19 of his 26 in the second half as the Tar Heels pulled away from the Longhorns • Had 18 points and a career-high five assists against Elon • Scored 20 points against Long Beach • Shared team scoring honors with 14 points on a season-high four three-pointers at Kentucky • Made 4 of 5 from three-point range • Played just 24 minutes (only nine in the first half) due to foul trouble • Picked up his third foul with 6:18 to play in the opening half • Hit a three-pointer with 3:27 to play to pull UNC within two • Hit a pair of three-pointers and scored 14 of his game-high 20 points in the second half in the 60-57 win over Wisconsin • First three came with Wisconsin holding a five-point lead (its largest of the game) – the second gave the Tar Heels a 47-41 lead with 6:34 to play • Trailing the Badgers 36-31, Barnes scored 10 of UNC's next 13 points as the Tar Heels built an eight-point lead • Led all scorers with 17 points in the win over Michigan State on the aircraft carrier USS Carl Vinson.

**2011 NCAA Tournament Highlights:** Scored 84 points in NCAA Tournament play (21.0), the most points and highest average by a UNC freshman in an NCAA Tournament • Was the fifth-highest scoring output by a Tar Heel in a four-game NCAA Tournament • Had 24 points against LIU, tying the school record for the most by a freshman in his first NCAA game (Tyler Hansbrough also had 24, against Murray State in 2006) • Became the first UNC freshman to score 20 or more points in his first three NCAA Tournament games • The only other Tar Heel, regardless of class, to score 20 or more points in each of his first three NCAA Tournament games was senior forward Lennie Rosenbluth, who scored 29, 39, 23, 31 and 20 in five games en route to the national title in 1957 • Joined Zeller as the first Tar Heels to score 20 or more points in three straight NCAA games since Sean May in 2005.

Scored eight of his 18 points in a one minute span late in the game to cut an eight-point deficit to two in the regional final vs. Kentucky • Was the ninth time in the last 10 games he scored 18 or more points.

Had 20 points and nine rebounds with a season-high seven on the offensive glass against Marquette.

Hit the go-ahead three-pointer with 4:45 to play in the 86-83 win over Washington • Had 22 points, hit four three-pointers and had a season-high three steals against the Huskies • Had a key steal with 2:02 to play that led to a Dexter Strickland layup and 84-78 lead.

Scored 24 points and grabbed a season-high 16 rebounds in his first NCAA Tournament game, a 102-87 win over LIU • After LIU tied the game at 33-33, Barnes scored 12 of UNC's 20 points to give UNC a 53-39 lead at the half • Was his third double-double • Most rebounds by a Tar Heel in NCAA play since Sean May had 17 against Iowa State in 2005.

### **Barnes's 2011 NCAA Tournament Stats**

	FG	3FG	FT	O-D-R	F	PTS	A	TO	B	S	MP
vs. LIU*	9-19	2-10	4-6	3-13-16	2	24	3	4	0	2	35
vs. Washington*	9-19	4-7	0-0	0-2-2	2	22	2	3	0	3	36
vs. Marquette*	7-18	3-7	3-4	7-2-9	4	20	1	0	2	1	30
vs. Kentucky*	7-19	2-9	2-3	1-5-6	3	18	2	4	1	1	34



## 43 –JAMES MICHAEL MCADOO

### Freshman, Forward, 6-9, 220, Norfolk, Va.



**2011-12:** Averaging 5.8 points and 3.9 rebounds • Has scored in double figures five times with a season-high 17 against Vermont in the NCAA Tournament and 14 against Nicholls and Maryland • Is 28 for 57 from the floor in the last eight games • Has at least four rebounds in 20 games, including seven of the last nine • Made his first two collegiate starts in the ACC Tournament • Averaging 9.8 points and 5.0 rebounds in the last six games.

**2012 NCAA Tournament:** Is 12 of 24 from the floor in the three games • Had six points against Ohio, including a steal and slam dunk midway through the second half • Another active game against Creighton as he had nine points, four boards, three blocks and two steals • It was his first game in which he had multiple blocks and steals • Started against Vermont for the third consecutive game and had a season-high 17 points, six rebounds and four steals • Missed his first four shots from the floor, then made 6 of 10 • Also was 5 for 6 from the line and had a highlight-reel slam dunk that gave the Tar Heels a big spark in the first half.

**2012 ACC Tournament:** Played extended minutes and made two starts after John Henson suffered a Tournament-ending injury in the first half of the quarterfinal • Played a season-high 29 minutes in relief against Maryland and produced 14 points and eight rebounds – it was his top ACC output in both categories • Was Carolina's defensive player of the game vs. the Terps • Made his first start in the semifinal against NC State and scored nine points • Also started in the championship game vs. Florida State and had four points, eight rebounds and a season-high four steals • Averaged 9.0 points and 6.0 rebounds in 28.0 minutes per game in the three games.

**2011-12 Regular-Season Highlights:** Had six points and four rebounds and was UNC's defensive player of the game in win at Duke • Scored two key baskets – the first on an offensive rebound slam that gave Carolina a 20-5 lead and another offensive rebound and bucket that gave UNC a 15-point lead with 3:02 to play • Played his finest game in conference action in the home win against Virginia as he had nine points, seven rebounds, two steals and an assist in 18 minutes (scored eight of his nine points in the first half, helping UNC overcome a pair of seven-point deficits to lead by three at halftime) • Played well in the loss to Duke, scoring six points and grabbing three rebounds • Played well in the win at Maryland, scoring four points and grabbing four rebounds, with Tyler Zeller in foul trouble in the second half • Scored nine points and grabbed 10 rebounds in the first five ACC games, then had nine points and six boards in the Jan. 29 win over Georgia Tech • Had seven rebounds in 11 minutes against Boston College.

Grabbed a season-high nine rebounds against Monmouth • Posted a season-high 14 points and added seven rebounds against Nicholls • Had 10 points and added five rebounds and two steals against Evansville • Played a solid game in the loss to UNLV, with six points, four rebounds and three steals in 18 minutes • Scored in double figures for the first time with 10 points and grabbed a

#### 2011-12

Game	FG	3FG	FT	REB	PF	PTS	A	TO	B	S	MP
vs. Michigan State	2-4	0-0	0-0	0-3-3	4	4	0	2	1	0	17
at UNC Asheville	3-4	0-0	0-1	0-4-4	0	6	0	1	0	0	9
Miss. Valley State	3-7	0-0	4-6	4-1-5	1	10	1	2	0	3	16
Tennessee State	3-4	0-0	1-2	1-3-4	0	7	0	1	0	1	12
vs. South Carolina	3-6	0-0	0-2	0-1-1	2	6	0	0	1	0	19
vs. UNLV	1-4	0-0	4-7	1-3-4	4	6	2	0	0	3	18
Wisconsin	1-3	0-0	0-0	3-1-4	1	2	0	1	0	0	7
at Kentucky	1-3	0-0	0-2	0-4-4	3	2	0	0	0	0	15
Evansville	2-7	0-0	6-9	1-4-5	1	10	0	2	0	2	16
Long Beach State	0-3	0-0	0-0	2-1-3	0	0	0	0	0	1	10
Appalachian State	3-4	0-0	0-2	0-3-3	1	6	0	0	1	1	14
Nicholls	5-9	0-0	4-6	4-3-7	2	14	0	1	1	1	17
Texas	2-5	0-0	4-4	0-0-0	0	8	0	2	0	1	13
Elon	3-8	0-0	2-3	1-2-3	1	8	1	1	0	0	17
Monmouth	1-6	0-0	4-4	3-6-9	1	6	1	3	1	0	17
Boston College	1-5	0-0	1-2	3-4-7	0	3	0	1	0	0	11
Miami	1-2	0-0	0-1	1-0-1	2	2	0	0	0	1	12
at Florida State	0-1	0-0	0-0	0-0-0	1	0	0	0	0	0	10
at Virginia Tech	1-2	0-0	0-0	0-1-1	0	2	0	1	0	0	10
NC State	1-4	0-0	0-0	1-0-1	3	2	1	0	0	0	9
Georgia Tech	4-9	0-0	1-1	1-5-6	2	9	0	2	0	0	17
at Wake Forest	0-3	0-0	3-4	1-2-3	1	3	0	0	2	0	15
at Maryland	2-4	0-0	0-0	2-2-4	0	4	0	0	0	0	15
Duke	3-6	0-0	0-0	1-2-3	4	6	0	0	0	0	12
Virginia	3-9	0-0	3-6	1-6-7	0	9	1	0	0	2	18
at Miami	0-1	0-0	4-6	0-3-3	2	4	1	0	0	1	15
Clemson	1-3	0-0	0-0	0-3-3	1	2	0	0	1	0	11
at NC State	1-4	0-0	0-1	0-2-2	0	0	0	1	0	1	16
at Virginia	0-1	0-0	3-4	1-3-4	1	3	0	0	0	0	12
Maryland	2-4	0-0	0-0	2-3-5	2	4	0	0	0	0	12
Duke	3-5	0-0	0-0	3-1-4	3	6	0	1	0	0	21
vs. Maryland (ACC)	5-8	0-0	4-6	3-5-8	0	14	1	0	0	1	29
vs. NC State (ACC)*	4-6	0-0	1-2	1-1-2	4	9	0	2	0	1	27
vs. Fla State (ACC)*	2-10	0-0	0-0	4-4-8	1	4	0	0	1	4	28
vs. Vermont (NCAA)*	6-14	0-0	5-6	5-1-6	0	17	1	2	0	4	23
vs. Creighton (NCAA)	4-8	0-0	1-1	2-2-4	1	9	0	0	3	2	24
vs. Ohio (NCAA)	2-2	0-0	2-3	0-2-2	0	6	1	3	0	1	11

#### McAdoo's Season Highs

**Points:** 17 vs. Vermont (3/16/12)  
**Field Goals:** 6 vs. Vermont (3/16/12)  
**Free Throws:** 6 vs. Evansville (12/6/11)  
**Offensive Rebounds:** 5 vs. Vermont (3/16/12)  
**Rebounds:** 9 vs. Monmouth (1/1/12)  
**Assists:** 2 vs. UNLV (11/26/11)  
**Turnovers:** 3 vs. Monmouth (1/1/12), vs. Ohio (3/23/12)  
**Blocks:** 2 at Wake Forest (1/31/12)  
**Steals:** 4 vs. Florida State (3/11/12), vs. Vermont (3/16/12)

season-high five rebounds against Mississippi Valley State • Had four points and three rebounds in his collegiate debut against Michigan State and scored six points in nine minutes at UNC Asheville.

#### MCADOO'S STATISTICS


Year	GP-GS	Min	AVG	FGM-A	Pct	3FGM-A	Pct	FTM-A	Pct	Off	Def	Reb	Avg	A	TO	B	S	Pts	Avg
2011-12	37-3	575	15.5	79-188	.420	0-0	-	57-91	.626	52	91	143	3.9	11	29	12	31	215	5.8





## 44 – TYLER ZELLER

### Senior, Forward, 7-0, 250, Washington, Ind.



**2012 Capital One Men's Basketball  
Academic All-America of the Year**

**2012 ACC Player of the Year  
1st-Team All-ACC  
All-ACC Tournament**

**2012 NABC, USBWA and  
Sporting News  
2nd-Team All-America  
CBSSports.com 3rd team All-America**

**Averaging 21.6 points and 11.1 rebounds in his last seven  
NCAA Tournament games and has scored 20 or more points  
in five of the seven games.**

**Career:** The 13th Tar Heel to earn ACC Player of the Year honors and the first UNC senior to win the award since Phil Ford in 1978 • First Tar Heel to earn first-team All-ACC honors for the first time in his career as a senior since Ademola Okulaja in 1999 • Joins Duke's Shane Battier (2001) as the only players to win ACC Player of the Year and Academic All-America of the Year in the same season.

#### **Carolina's ACC Players of the Year**

Lennie Rosenbluth, 1957; Pete Brennan, 1958; Lee Shaffer, 1960; Billy Cunningham, 1965; Larry Miller, 1967 and 1968; Mitch Kupchak, 1976; Phil Ford, 1978; Michael Jordan, 1984; Antawn Jamison, 1998; Joseph Forte, co-winner 2001; Tyler Hansbrough, 2008; Ty Lawson, 2009; Tyler Zeller, 2012

Is the first Tar Heel men's basketball player to win Academic All-America of the Year honors and the first to earn first-team All-America honors in two seasons • Carolina's leading active scorer and the second-leading active scorer in the ACC with 1,489 points (12.8 ppg) • Is 28th in UNC history in scoring (18th among four-year players) • Averaging 16.1 points as a junior/senior • Shooting 54.2 percent from the floor and 77.7 from the line • Has scored in double figures 76 times with a career-high 32 against Long Island University in the 2011 NCAA Tournament • Scored 30 or more points three times and 20 or more points 20 times • Has 19 double-doubles • Played on the 2009 national championship team • Won the Skip Prosser Award in 2011 and 2012 as the ACC's top scholar-athlete in men's basketball • Four-time Academic All-ACC selection (second Tar Heel to receive that honor four times, Henrik Rodl, 1990-93).

**2011-12:** ACC Player of the Year • Second-team All-America by the NABC, The Sporting News and the USBWA and third team by CBS Sports.com • USBWA's District Player of the Year • NABC all-district selection • Finalist for the John R. Wooden Award • Recipient of an ACC Post-Graduate Scholarship (honorary as he is intending to play professional basketball) • One of 10 national finalists for the Lowe's Senior CLASS Award • Is the third ACC player to win Academic All-America of the Year honors with Battier in 2001 and NC State's Todd Fuller in 1996.

#### **2011-12**

Game	FG	3FG	FT	REB	PF	PTS	A	TO	B	S	MP
vs. Michigan State*	3-8	0-0	3-6	1-5-6	1	9	0	3	0	2	31
at UNC Asheville*	8-13	0-0	11-13	1-7-8	3	27	0	4	1	0	30
Miss. Valley State*	8-15	0-0	0-2	6-4-10	1	16	1	1	3	2	23
Tennessee State*	6-9	0-0	0-0	3-4-7	2	12	0	0	1	2	27
vs. South Carolina*	4-12	0-0	4-6	4-1-5	4	12	1	1	1	2	20
vs. UNLV*	1-6	0-0	3-5	0-7-7	4	5	0	1	0	0	24
Wisconsin*	3-5	0-0	6-6	1-6-7	1	12	0	0	0	0	35
at Kentucky*	4-9	0-0	6-6	5-3-8	1	14	2	4	1	1	28
Evansville*	5-9	0-0	2-2	5-5-10	2	12	4	1	1	1	22
Long Beach State*	7-9	0-0	3-3	3-6-9	4	17	4	4	1	1	32
Appalachian State*	11-15	0-0	9-10	5-5-10	1	31	1	0	0	1	26
Nicholls*	3-7	0-0	1-2	6-5-11	1	7	2	2	1	2	20
Texas*	3-11	0-0	2-2	3-8-11	4	8	1	0	2	0	24
Elon*	6-12	0-0	7-8	9-4-13	1	19	0	2	1	1	22
Monmouth*	4-5	0-0	0-4	4-7-11	2	8	3	2	1	1	22
Boston College*	8-12	0-0	4-5	2-6-8	3	20	0	2	2	1	30
Miami*	6-11	0-0	4-4	6-4-10	2	16	1	3	1	1	25
at Florida State*	6-8	0-0	2-4	7-7-14	4	14	0	3	4	1	33
at Virginia Tech*	5-11	0-0	4-4	4-7-11	2	14	1	2	2	1	31
NC State*	8-11	0-0	5-5	6-11-17	0	21	1	2	1	2	27
Georgia Tech*	7-9	0-0	3-6	0-3-3	4	17	1	2	2	2	23
at Wake Forest*	5-13	0-0	8-8	9-9-18	3	18	0	0	3	0	31
at Maryland*	7-12	0-0	8-9	3-4-7	4	22	0	3	2	0	22
Duke*	8-15	0-0	7-11	4-7-11	4	23	0	2	2	0	33
Virginia*	9-16	0-0	7-8	5-4-9	3	25	3	2	1	3	30
at Miami*	4-13	0-0	1-4	4-4-8	4	9	2	0	1	3	29
Clemson*	6-9	0-0	2-2	2-5-7	2	14	0	3	1	1	30
at NC State*	3-7	0-0	8-8	1-7-8	4	14	1	4	4	0	31
at Virginia*	7-11	0-0	6-6	2-4-6	2	20	1	2	1	0	31
Maryland*	5-12	0-0	20-23	6-2-8	3	30	0	1	3	2	27
Duke*	9-11	0-0	1-1	3-7-10	5	19	0	2	0	0	26
vs. Maryland (ACC)*	4-8	0-0	6-7	3-4-7	4	14	2	2	1	0	29
vs. NC State (ACC)*	8-11	0-0	7-8	0-9-9	5	23	1	1	0	0	32
vs. Fla State (ACC)*	7-12	0-0	5-6	7-5-12	2	19	0	1	0	0	36
vs. Vermont (NCAA)*	4-9	0-0	9-10	6-9-15	1	17	2	3	4	1	29
vs. Creighton (NCAA)*	4-7	0-0	3-3	0-6-6	3	11	0	0	1	0	25
vs. Ohio (NCAA)*	8-14	0-0	4-7	8-14-22	4	20	0	6	4	0	40

#### **Zeller's Career Highs**

**Points:** 32 vs. LIU (3/18/11); **Field Goals:** 11 vs. Appalachian State (12/17/11); **Free Throws:** 20 vs. Maryland (2/29/12); **Offensive Rebounds:** 9 vs. Elon (12/29/11), at Wake Forest (1/31/12); **Rebounds:** 22 vs. Ohio (3/23/12); **Assists:** 4 vs. Marquette (3/25/11), Evansville (12/6/11), Long Beach State (12/10/11); **Turnovers:** 6 vs. Ohio (3/23/12); **Blocks:** 5 at UAB (3/23/10), vs. Kentucky (12/4/10); **Steals:** 3 several times (latest: 2/15/12 at Miami)

Leads the Tar Heels in field goal percentage (.553) and is second in scoring (16.5), rebounds (9.7), free throw percentage (.808) and blocks (54) • **In ACC play**, he led the league in field goal percentage (.569) and offensive boards (4.0), was second in rebounds (9.7), third in scoring (18.5) and sixth in free throw percentage (.833) • **In all games**, he is first in the ACC in offensive rebounds, second in field goal percentage and rebounding, fifth in scoring and sixth in free throw accuracy • Helps UNC lead the country in rebound margin • ACC Player of the Week for his play in home games against Duke and Virginia (averaged 24 points and 10 boards) – his first career player of the week award • Has 14 double-doubles, second-most in the ACC.

Averaged 19.8 points and 10.7 rebounds and shot 63.7 percent from the floor (65 for 102) in nine games against Duke, Florida State, Virginia and NC State, the other ACC teams who made the 2012 NCAA Tournament field.

#### **ZELLER'S STATISTICS**

Year	GP-GS	Min	AVG	FGM-A	Pct	3FGM-A	Pct	FTM-A	Pct	Off	Def	Reb	Avg	A	TO	B	S	Pts	Avg
2008-09	15-2	117	7.8	17-36	.472	0-0	–	13-17	.765	11	19	30	2.0	3	8	3	3	47	3.1
2009-10	27-0	469	17.4	100-192	.521	0-2	.000	52-72	.722	52	73	125	4.6	7	34	24	14	252	9.3
2010-11	37-36	1041	28.1	210-384	.547	0-0	–	161-211	.763	107	161	268	7.2	23	50	45	27	581	15.7
2011-12	37-37	1036	28.0	214-387	.553	0-0	–	181-224	.808	144	215	359	9.7	35	71	54	34	609	16.5
<b>Totals</b>	<b>116-75</b>	<b>2663</b>	<b>23.0</b>	<b>541-999</b>	<b>.542</b>	<b>0-2</b>	<b>.000</b>	<b>407-524</b>	<b>.777</b>	<b>314</b>	<b>468</b>	<b>782</b>	<b>6.7</b>	<b>68</b>	<b>163</b>	<b>126</b>	<b>78</b>	<b>1489</b>	<b>12.8</b>



## Tyler Zeller continued

Scored 20 or more points 11 times with highs of 31 against Appalachian State and 30 against Maryland (h) • Scored in double figures 31 times • Grabbed 10 or more rebounds in 17 games (had seven double-figure rebound games in his first three seasons).

Graded out as UNC's defensive player of the game a team-high 12 times (UNC Asheville, Mississippi Valley, Tennessee State, South Carolina, Kentucky, Long Beach State, Texas, Florida State, Wake Forest, at Maryland, Clemson and Creighton) • Leads the team in charges drawn with 25.

**2012 NCAA Tournament:** Averaging a team-leading 16.0 points and 14.3 rebounds in three games • Became the first player in UNC's NCAA Tournament history to record a 20-point/20-rebound game as he had 20 points and 22 rebounds in the Sweet 16 win over Ohio • Set the UNC record for most rebounds in an NCAA Tournament game (breaking the record of 19 by Lennie Rosenbluth vs. Yale in 1957 and Robert McAdoo vs. Louisville on 1972) • Also had four blocks and a career-high six turnovers against the Bobcats • Is the fourth player in the last 30 years to have a 20-20 game in the NCAA Tournament (with Houston's Hakeem Olajuwon, Maryland's Joe Smith and Wake Forest's Tim Duncan) • Scored 12 of his 17 points against Vermont in the first half, leading the Tar Heels to a 37-25 lead at the break.

**2012 ACC Tournament:** Earned first-team All-Tournament honors for the second year in a row • Averaged a team-high 18.7 points and team-leading 9.3 rebounds per game and shot 61.3 percent from the floor (19 of 31) and 85.7 percent from the free throw line (18 of 21) • Led all players with 23 points and added nine rebounds in semifinal win over NC State and had 19 points and 12 rebounds in the championship game loss to Florida State.

**2011-12 Game Highlights:** Made 9 of 11 shots from the floor (best field goal percentage, .818, by a Tar Heel in any game this year) and had 19 points and 10 rebounds in the win at Duke • Established his ACC personal best with 30 points and set a Smith Center record with 20 made free throws in senior night win over Maryland • Added eight boards, three blocks and two steals • Made 20 of 23 free throws • The 20 free throws are the second-most in a game in UNC history and the eighth time in ACC history a player made 20 free throws (one off the ACC and UNC records) • The 23 attempts were the third-most in UNC history • Scored 15 points in each half • After Maryland pulled with six, he scored UNC's next 10 points to ignite a 31-10 run to put the game away.

Led all scorers with 20 points in the win at Virginia, including a game-clinching dunk with 13.3 seconds to play • Scored UNC's first 10 points in Charlottesville, had 14 at the half and assisted on John Henson's go-ahead basket that gave UNC the lead for good • Had a game-high 25 points, nine rebounds, three assists, three steals and a block in leading UNC to a 70-52 win over Virginia • It was the 10th time in his career he missed a double-double by a single rebound • Scored 19 of his 23 points against Duke in the opening half, but for the second straight game was limited in the second half because of foul trouble • Led all scorers with 22 points in the win at Maryland – had 14 first-half points to help keep UNC within striking distance • Grabbed a career-high 18 rebounds to go along with 18 points, three blocks, 8 for 8 from the line and defensive player of the game honors in the win at Wake Forest • It was the third time in his last five games he tied or set his career high in rebounds • The 18 rebounds equal the most in a game by any ACC player this season • Outstanding in the 74-55 win over NC State as he led all players with 21 points and a career-high 17 rebounds for his fourth straight double-double • Had 13 points and

12 rebounds in the first half as UNC built a 14-point lead • Had 14 points, 14 rebounds and four blocks at Florida State • Led all scorers against Miami with 16 points and added 10 boards.

Scored a game-high 19 points and grabbed 13 rebounds against Elon (including a career-high nine offensive rebounds) • Scored a season-high 31 points and added 10 rebounds at Appalachian State • Just missed a double-double with 17 points (on 7 of 9 shooting) with nine rebounds and a career-high-tying four assists against Long Beach State • Had 14 points and eight rebounds at Kentucky but tied his career-high with four turnovers • One of only two Tar Heels in double figures (12) against Wisconsin and made 6 of 6 free throws in the second half • Scored 27 points on 8 of 13 shooting from the floor and 11 of 13 from the line at UNC Asheville.

**2010-11 NCAA Tournament Highlights:** Scored 103 points, the second-highest scoring output by a Tar Heel in a four-game NCAA Tournament behind only Charles Scott, who totaled 105 points in 1969 • First Tar Heel to score 20 or more points in four straight NCAA games since Donald Williams in 1993 • Averaged 25.8 points and 8.8 rebounds and had six assists, eight blocks and five steals • Made 35 for 59 (.593) from the floor and 33 for 39 (.846) from the line • First time in his career he scored 20 or more points in four consecutive games • Led UNC in scoring in each of the four NCAA games • Selected to the East Regional all-tournament team.

Led Carolina in scoring for the fourth straight game with 21 points and added nine rebounds and four blocks in regional final vs. Kentucky • Scored UNC's last four points, including both ends of a one-and-one to tie the game at 67 and a tip-in with 1:52 to play to pull within a point.

Led all scorers for the third game in a row with 27 points and added 12 rebounds, four assists and three steals in Sweet 16 win over Marquette • The four assists were a career high and he tied his career best with seven offensive boards and the three thefts.

Led all scorers with 23 points and was UNC's top defender in win over Washington.

Scored a career-high 32 points and added nine rebounds and three blocks against LIU • Tied the sixth-most points by a Tar Heel in an NCAA Tournament game (most since Tyler Hansbrough's 33 against Michigan State in 2007) • Went 9 of 14 from the floor and 14 of 19 from the line • The 14 free throws equal the second-most by a Tar Heel in an NCAA Tournament game (with Tommy Kearns in 1957 and Tyler Hansbrough in 2007) and the 19 attempts equal the most in UNC's NCAA history (with Kearns) • Scored 25 of his 32 points in the second half (from 15:18 to 7:39, he scored 14 of UNC's 18 points).

### Zeller's NCAA Tournament Stats

2009	FG	3FG	FT	O-D-R	F	PTS	A	TO	B	S	MP
Radford	2-3	0-0	0-1	1-7-8	2	4	0	0	1	0	13
LSU	0-0	0-0	0-0	0-1-1	0	0	0	0	0	0	4
Gonzaga	2-4	0-0	0-0	2-0-2	0	4	0	0	0	0	5
Oklahoma	1-1	0-0	0-0	1-1-2	2	2	1	1	0	0	6
Villanova	0-1	0-0	0-0	0-0-0	1	0	0	1	0	0	3
Michigan State	0-0	0-0	1-2	0-1-1	1	1	0	0	0	0	1
2011	FG	3FG	FT	O-D-R	F	PTS	A	TO	B	S	MP
vs. <u>LIU</u> *	9-14	0-0	14-19	3-6-9	3	32	1	2	3	0	34
vs. <u>Washington</u> *	8-14	0-0	7-7	3-2-5	3	23	0	1	1	2	33
vs. <u>Marquette</u> *	9-19	0-0	9-10	7-5-12	3	27	4	1	0	3	27
vs. <u>Kentucky</u> *	9-12	0-0	3-3	2-7-9	2	21	1	2	4	0	36



## ROY WILLIAMS

### Ninth Season as UNC's Head Coach



- Inducted into the Naismith Memorial Basketball Hall of Fame in 2007
- Named the Coach of the Decade for 2000-2009 by ESPN, Sports Illustrated, The Sporting News and FoxSports
- No. 1 in the country in win percentage among active coaches (.801, 675-168)
- Fourth all-time in win percentage at .801 and tied for 21st with Denny Crum with 675 wins
- Has passed five coaches this year in all-time wins (Gene Bartow 647, Tom Penders 649, Ralph Miller 657, John Wooden 664 and Gary Williams 668)

- Second-winningest coach in UNC (257) and Kansas (418) history
- Eighth all-time with 257 wins at an ACC school
- Home record of 331-33 (201-17 at Allen Fieldhouse, 1-0 at Carmichael Arena and 129-16 Dean E. Smith Center), a win rate of 90.9 percent (unbeaten home record eight times – twice at UNC)
- Tied for the highest winning percentage ever in ACC road games (48-24, .667 – with Duke's Vic Bubas)
- Won 15 regular-season conference titles, including 2005, 2007, 2008, 2009, 2011 and 2012 at Carolina
- In his 24th year as a college head coach, including nine at Carolina

- One of 13 coaches (four active) to win multiple NCAA championships
- Led Carolina to NCAA championships in 2005 and 2009 and another Final Four in 2008
- Fourth all-time in Final Four appearances with seven, including five in the last 10 years (1991, 1993, 2002, 2003, 2005, 2008, 2009)
- Third all-time in NCAA Tournament wins with 61, third in NCAA Tournament games with 80, eighth in appearances (22) and 10th in winning percentage (.763)

- Only coach to win an NCAA Tournament game in 20 consecutive seasons
- Second among active coaches in NCAA Tourney win percentage (.763)
- Has reached 11 regional finals (five at KU, six at UNC)
- Third coach to lead two schools to the NCAA championship game
- Second coach to lead two different teams to multiple Final Fours
- No. 1 seed in the NCAA Tournament 10 times, 2nd-most ever by any coach (only four schools have been No. 1 seeds 10 times)

- Won 600 games in fewer seasons than any coach in history
- Won more games than any coach after nine, 10, 11, 12, 13, 14, 15, 16, 17, 18, 19, 20, 21, 22, 23 and 24 seasons (Jerry Tarkanian second with 625 wins in his first 24 seasons)
- Has 10 30-win seasons, second-most all-time (five at UNC)
- Won 20 or more games 22 times (and 19 or more in all 24 years)
- Averaged 80 points or more per game 18 times
- One of eight coaches to win 200 games at two schools
- National Coach of the Year 1990, 1991, 1992, 1997, 2005, 2006, 2009 and Conference Coach of the Year 1990, 1992, 1995, 1996, 1997, 2002, 2003, 2006, 2011
- Received the John Wooden Legends of Coaching Award in 2003
- Teams have been ranked No. 1 in the nation in 11 different seasons and at least No. 2 in the country in 16 of 24 seasons
- Has coached four National Players of the Year, 12 first-team All-Americans, nine conference player or athletes of the year, 28 first-team all-conference players, 36 academic all-conference selections and two Academic All-Americans of the Year
- Coached Tyler Hansbrough, who was named college basketball's player of the decade (2000s), by Sports Illustrated and The Sporting News
- Has coached 20 first-round NBA Draft picks, including 2008 NBA Finals MVP Paul Pierce

Year	School	Overall			Big 8/12		Big 8/12 Finish	NCAA Tournament	NCAA Tournament	AP Poll	Coaches Poll
		W	L	Pct.	W	L					
1988-89	Kansas	19	12	.613	6	8	6th	1st Round	—	NR	NR
1989-90	Kansas	30	5	.857	11	3	T-2nd	Semifinals	2nd Round	5	5
1990-91	Kansas	27	8	.771	10	4	T-1st	Semifinals	Final Four, 2nd	12	12
1991-92	Kansas	27	5	.844	11	3	1st	Champions	2nd Round	2	2
1992-93	Kansas	29	7	.806	11	3	1st	Semifinals	Final Four, T-3rd	9	8
1993-94	Kansas	27	8	.771	9	5	3rd	Semifinals	Sweet 16	13	12
1994-95	Kansas	25	6	.808	11	3	1st	Semifinals	Sweet 16	5	10
1995-96	Kansas	29	5	.853	12	2	1st	Finals	Final Eight	4	5
1996-97	Kansas	34	2	.944	15	1	1st	Champions	Sweet 16	1	5
1997-98	Kansas	35	4	.897	15	1	1st	Champions	2nd Round	2	8
1998-99	Kansas	23	10	.697	11	5	T-2nd	Champions	2nd Round	22	23
1999-00	Kansas	24	10	.706	11	5	5th	Semifinals	2nd Round	NR	NR
2000-01	Kansas	26	7	.788	12	4	T-2nd	Semifinals	Sweet 16	12	7
2001-02	Kansas	33	4	.892	16	0	1st	Finals	Final Four, T-3rd	2	2
2002-03	Kansas	30	8	.789	14	2	1st	Semifinals	Final Four, 2nd	6	2
<b>at Kansas</b>	<b>15 yrs</b>	<b>418</b>	<b>101</b>	<b>.805</b>	<b>175</b>	<b>49</b>	<b>9 1sts</b>	<b>4 titles</b>	<b>34-14</b>	<b>9 Top 10s</b>	<b>10 Top 10s</b>

Year	School	Overall			ACC		ACC Finish	ACC Tournament	NCAA Tournament	AP Poll	Coaches Poll
		W	L	Pct.	W	L					
2003-04	UNC	19	11	.633	8	8	5th	0-1, Quarterfinals	1-1, 2nd Round	18	22
2004-05	UNC	33	4	.892	14	2	1st	1-1, Semifinals	6-0, Champions	2	1
2005-06	UNC	23	8	.742	12	4	2nd	1-1, Semifinals	1-1, 2nd Round	10	14
2006-07	UNC	31	7	.816	11	5	T-1st	3-0, Champions	3-1, Final Eight	4	T-5
2007-08	UNC	36	3	.923	14	2	1st	3-0, Champions	4-1, Final Four, T-3rd	1	3
2008-09	UNC	34	4	.895	13	3	1st	1-1, Semifinals	6-0, Champions	2	1
2009-10	UNC	20	17	.541	5	11	T-9th	0-1, First Round	4-1, (NIT finalists)	NR	NR
2010-11	UNC	29	8	.784	14	2	1st	2-1, Finals	3-1, Final Eight	7	8
2011-12	UNC	32	5	.865	14	2	1st	2-1, Finals	3-0	5	
<b>at UNC</b>	<b>9 yrs</b>	<b>257</b>	<b>67</b>	<b>.793</b>	<b>105</b>	<b>39</b>	<b>6 1sts</b>	<b>13-7, 2 titles</b>	<b>27-5, 2 titles</b>	<b>7 Top 10s</b>	<b>5 Top 10s</b>

<b>Career</b>	<b>24 yrs</b>	<b>675</b>	<b>168</b>	<b>.801</b>			<b>15 1sts</b>	<b>6 titles</b>	<b>61-19, 2 NCAA titles</b>	<b>16 Top 10s</b>	<b>15 Top 10s</b>
									<b>7 Final Fours</b>	<b>12 Top 5s</b>	<b>10 Top 5s</b>

# 2011-12 TEAM GAME-BY-GAME STATISTICS

	PTS	FG	FG%	1st	2nd	3FG	3FG%	FT	FT%	O-D-REB	PF	A	TO	B	ST
Carolina, W	67	24-51	.471	.500	.440	4-12	.333	15-23	.652	8-26-34	14	14	14	11	6
vs. Michigan State	55	22-72	.306	.278	.333	2-20	.100	9-13	.692	24-25-49	25	8	15	3	7
<b>Carolina, W</b>	<b>91</b>	<b>32-54</b>	<b>.593</b>	<b>.576</b>	<b>.619</b>	<b>2-7</b>	<b>.286</b>	<b>25-35</b>	<b>.714</b>	<b>8-33-41</b>	<b>18</b>	<b>16</b>	<b>17</b>	<b>3</b>	<b>5</b>
<b>at UNC Asheville</b>	<b>75</b>	<b>25-63</b>	<b>.397</b>	<b>.382</b>	<b>.414</b>	<b>8-28</b>	<b>.286</b>	<b>17-24</b>	<b>.708</b>	<b>8-19-27</b>	<b>26</b>	<b>8</b>	<b>10</b>	<b>0</b>	<b>10</b>
Carolina, W	101	40-87	.460	.421	.490	5-19	.263	16-31	.516	30-32-62	13	27	15	5	10
Mississippi Valley State	75	29-76	.382	.308	.459	8-27	.296	9-11	.818	15-24-39	26	13	21	5	11
<b>Carolina, W</b>	<b>102</b>	<b>41-66</b>	<b>.621</b>	<b>.639</b>	<b>.600</b>	<b>11-18</b>	<b>.611</b>	<b>9-16</b>	<b>.562</b>	<b>11-32-43</b>	<b>10</b>	<b>32</b>	<b>11</b>	<b>6</b>	<b>9</b>
<b>Tennessee State</b>	<b>69</b>	<b>28-71</b>	<b>.394</b>	<b>.447</b>	<b>.333</b>	<b>11-31</b>	<b>.355</b>	<b>2-5</b>	<b>.400</b>	<b>12-17-29</b>	<b>16</b>	<b>19</b>	<b>12</b>	<b>3</b>	<b>6</b>
Carolina, W	87	31-67	.463	.457	.469	8-16	.500	17-30	.567	15-20-35	15	22	10	3	11
vs. South Carolina	62	23-55	.418	.480	.367	9-23	.391	7-12	.583	14-29-43	25	12	25	7	5
<b>Carolina, L</b>	<b>80</b>	<b>28-66</b>	<b>.424</b>	<b>.567</b>	<b>.306</b>	<b>4-9</b>	<b>.444</b>	<b>20-33</b>	<b>.606</b>	<b>11-28-39</b>	<b>22</b>	<b>14</b>	<b>10</b>	<b>2</b>	<b>6</b>
<b>vs. UNLV</b>	<b>90</b>	<b>31-71</b>	<b>.437</b>	<b>.394</b>	<b>.474</b>	<b>13-32</b>	<b>.833</b>	<b>15-18</b>	<b>.833</b>	<b>14-34-48</b>	<b>26</b>	<b>22</b>	<b>13</b>	<b>3</b>	<b>3</b>
Carolina, W	60	19-45	.422	.478	.364	3-9	.333	19-24	.792	10-32-42	12	9	14	6	2
Wisconsin	57	23-64	.359	.323	.394	8-28	.286	3-6	.500	10-19-29	21	6	4	4	9
<b>Carolina, L</b>	<b>72</b>	<b>25-60</b>	<b>.417</b>	<b>.484</b>	<b>.345</b>	<b>11-18</b>	<b>.611</b>	<b>11-14</b>	<b>.786</b>	<b>15-21-36</b>	<b>16</b>	<b>17</b>	<b>13</b>	<b>6</b>	<b>2</b>
<b>at Kentucky</b>	<b>73</b>	<b>28-63</b>	<b>.444</b>	<b>.368</b>	<b>.560</b>	<b>4-17</b>	<b>.235</b>	<b>13-18</b>	<b>.722</b>	<b>16-22-38</b>	<b>12</b>	<b>9</b>	<b>9</b>	<b>7</b>	<b>7</b>
Carolina, W	97	32-66	.485	.600	.389	7-19	.368	26-43	.605	21-41-62	15	19	13	7	9
Evansville	48	17-66	.258	.233	.278	6-27	.222	8-11	.727	10-20-30	32	10	17	0	3
<b>Carolina, W</b>	<b>84</b>	<b>35-68</b>	<b>.515</b>	<b>.485</b>	<b>.543</b>	<b>6-16</b>	<b>.375</b>	<b>8-10</b>	<b>.800</b>	<b>8-26-34</b>	<b>13</b>	<b>28</b>	<b>13</b>	<b>6</b>	<b>9</b>
<b>Long Beach State</b>	<b>78</b>	<b>33-70</b>	<b>.471</b>	<b>.514</b>	<b>.429</b>	<b>7-21</b>	<b>.333</b>	<b>5-8</b>	<b>.625</b>	<b>12-24-36</b>	<b>14</b>	<b>16</b>	<b>15</b>	<b>1</b>	<b>7</b>
Carolina, W	97	36-66	.545	.526	.571	2-9	.222	23-33	.697	14-25-39	15	17	7	4	5
Appalachian State	82	29-68	.426	.412	.441	9-20	.450	15-17	.882	13-19-32	26	13	10	4	4
<b>Carolina, W</b>	<b>99</b>	<b>37-85</b>	<b>.435</b>	<b>.404</b>	<b>.474</b>	<b>4-19</b>	<b>.211</b>	<b>21-41</b>	<b>.512</b>	<b>31-41-72</b>	<b>13</b>	<b>19</b>	<b>13</b>	<b>13</b>	<b>13</b>
<b>Nicholls</b>	<b>49</b>	<b>22-70</b>	<b>.314</b>	<b>.333</b>	<b>.300</b>	<b>2-22</b>	<b>.091</b>	<b>3-6</b>	<b>.500</b>	<b>9-26-35</b>	<b>26</b>	<b>11</b>	<b>23</b>	<b>2</b>	<b>7</b>
Carolina, W	82	28-63	.444	.424	.467	3-7	.429	23-31	.742	22-27-49	15	15	13	6	9
Texas	63	24-69	.348	.250	.455	9-25	.360	6-9	.667	17-17-34	19	10	13	6	9
<b>Carolina, W</b>	<b>100</b>	<b>39-83</b>	<b>.470</b>	<b>.462</b>	<b>.484</b>	<b>5-14</b>	<b>.357</b>	<b>17-25</b>	<b>.680</b>	<b>24-40-64</b>	<b>8</b>	<b>21</b>	<b>12</b>	<b>6</b>	<b>12</b>
<b>Elon</b>	<b>62</b>	<b>26-78</b>	<b>.333</b>	<b>.205</b>	<b>.462</b>	<b>7-28</b>	<b>.250</b>	<b>3-5</b>	<b>.600</b>	<b>10-25-35</b>	<b>21</b>	<b>12</b>	<b>14</b>	<b>7</b>	<b>4</b>
Carolina, W	102	37-68	.544	.618	.471	8-21	.381	20-33	.606	15-40-55	9	26	13	5	4
Monmouth	65	25-67	.373	.344	.400	11-27	.407	4-8	.500	4-22-26	28	18	12	0	4
<b>Carolina, W</b>	<b>83</b>	<b>31-66</b>	<b>.470</b>	<b>.484</b>	<b>.457</b>	<b>5-14</b>	<b>.357</b>	<b>16-21</b>	<b>.762</b>	<b>12-30-42</b>	<b>13</b>	<b>18</b>	<b>11</b>	<b>6</b>	<b>9</b>
<b>Boston College</b>	<b>60</b>	<b>24-57</b>	<b>.421</b>	<b>.440</b>	<b>.406</b>	<b>9-27</b>	<b>.333</b>	<b>3-9</b>	<b>.333</b>	<b>7-24-31</b>	<b>16</b>	<b>12</b>	<b>20</b>	<b>2</b>	<b>4</b>
Carolina, W	73	31-69	.449	.417	.485	2-16	.125	9-14	.643	16-29-45	11	15	12	2	10
Miami	56	23-55	.418	.345	.500	3-16	.188	7-10	.700	5-24-29	17	10	17	1	8
<b>Carolina, L</b>	<b>57</b>	<b>22-59</b>	<b>.373</b>	<b>.414</b>	<b>.333</b>	<b>4-21</b>	<b>.190</b>	<b>9-20</b>	<b>.450</b>	<b>14-21-35</b>	<b>21</b>	<b>8</b>	<b>22</b>	<b>9</b>	<b>6</b>
<b>at Florida State</b>	<b>90</b>	<b>30-62</b>	<b>.484</b>	<b>.500</b>	<b>.471</b>	<b>12-27</b>	<b>.444</b>	<b>18-24</b>	<b>.750</b>	<b>15-28-43</b>	<b>23</b>	<b>16</b>	<b>17</b>	<b>1</b>	<b>12</b>
Carolina, W	82	30-66	.455	.405	.517	4-14	.286	18-21	.857	19-32-51	11	12	14	9	4
at Virginia Tech	68	25-68	.368	.400	.333	13-31	.419	5-6	.833	11-17-28	17	14	8	3	6
<b>Carolina, W</b>	<b>74</b>	<b>31-64</b>	<b>.484</b>	<b>.472</b>	<b>.500</b>	<b>5-16</b>	<b>.312</b>	<b>7-13</b>	<b>.538</b>	<b>15-33-48</b>	<b>15</b>	<b>18</b>	<b>15</b>	<b>8</b>	<b>9</b>
<b>NC State</b>	<b>55</b>	<b>21-57</b>	<b>.368</b>	<b>.250</b>	<b>.520</b>	<b>9-20</b>	<b>.450</b>	<b>4-9</b>	<b>.444</b>	<b>6-20-26</b>	<b>14</b>	<b>16</b>	<b>17</b>	<b>0</b>	<b>10</b>
Carolina, W	93	33-61	.541	.600	.484	10-16	.625	17-25	.680	10-25-35	11	22	10	8	10
Georgia Tech	81	31-68	.456	.378	.548	9-20	.450	10-11	.909	12-19-31	17	9	15	5	8
<b>Carolina, W</b>	<b>68</b>	<b>22-71</b>	<b>.310</b>	<b>.343</b>	<b>.278</b>	<b>4-19</b>	<b>.211</b>	<b>20-26</b>	<b>.769</b>	<b>22-33-55</b>	<b>21</b>	<b>10</b>	<b>6</b>	<b>12</b>	<b>7</b>
<b>at Wake Forest</b>	<b>53</b>	<b>16-54</b>	<b>.296</b>	<b>.281</b>	<b>.318</b>	<b>2-18</b>	<b>.111</b>	<b>19-26</b>	<b>.731</b>	<b>10-30-40</b>	<b>20</b>	<b>8</b>	<b>11</b>	<b>6</b>	<b>2</b>
Carolina, W	83	31-70	.443	.424	.459	4-9	.444	17-26	.654	19-27-46	18	20	14	3	5
at Maryland	74	25-61	.410	.433	.387	4-17	.235	20-27	.741	13-26-39	23	7	13	7	5
<b>Carolina, L</b>	<b>84</b>	<b>31-63</b>	<b>.492</b>	<b>.417</b>	<b>.593</b>	<b>1-6</b>	<b>.167</b>	<b>21-30</b>	<b>.700</b>	<b>15-27-42</b>	<b>22</b>	<b>14</b>	<b>9</b>	<b>3</b>	<b>3</b>
<b>Duke</b>	<b>85</b>	<b>27-62</b>	<b>.435</b>	<b>.448</b>	<b>.424</b>	<b>14-36</b>	<b>.389</b>	<b>17-26</b>	<b>.654</b>	<b>12-23-35</b>	<b>25</b>	<b>8</b>	<b>10</b>	<b>2</b>	<b>5</b>
Carolina, W	70	24-68	.353	.323	.378	1-10	.100	21-27	.778	23-29-52	11	14	8	6	7
Virginia	52	20-55	.364	.414	.308	3-16	.188	9-13	.692	8-24-32	19	9	12	4	3
<b>Carolina, W</b>	<b>73</b>	<b>26-68</b>	<b>.382</b>	<b>.375</b>	<b>.389</b>	<b>5-18</b>	<b>.278</b>	<b>16-23</b>	<b>.696</b>	<b>24-22-46</b>	<b>12</b>	<b>17</b>	<b>8</b>	<b>6</b>	<b>8</b>
<b>at Miami</b>	<b>64</b>	<b>25-64</b>	<b>.391</b>	<b>.424</b>	<b>.355</b>	<b>8-23</b>	<b>.348</b>	<b>6-8</b>	<b>.750</b>	<b>18-22-40</b>	<b>21</b>	<b>10</b>	<b>14</b>	<b>2</b>	<b>4</b>
Carolina, W	74	31-63	.492	.412	.586	6-14	.429	6-8	.750	11-28-39	15	19	12	7	7
Clemson	52	18-48	.375	.321	.450	6-17	.353	10-16	.625	5-21-26	12	10	15	3	7
<b>Carolina, W</b>	<b>86</b>	<b>29-57</b>	<b>.509</b>	<b>.486</b>	<b>.545</b>	<b>10-19</b>	<b>.526</b>	<b>18-24</b>	<b>.750</b>	<b>11-29-40</b>	<b>14</b>	<b>19</b>	<b>9</b>	<b>8</b>	<b>3</b>
<b>at NC State</b>	<b>74</b>	<b>29-70</b>	<b>.414</b>	<b>.471</b>	<b>.361</b>	<b>3-13</b>	<b>.231</b>	<b>13-23</b>	<b>.565</b>	<b>18-22-40</b>	<b>20</b>	<b>11</b>	<b>4</b>	<b>3</b>	<b>6</b>
Carolina, W	54	17-51	.333	.320	.346	2-14	.143	18-23	.783	12-36-48	11	8	11	4	2
at Virginia	51	21-60	.350	.387	.310	6-23	.261	3-6	.500	5-24-29	17	7	4	7	3
<b>Carolina, W</b>	<b>88</b>	<b>28-71</b>	<b>.394</b>	<b>.382</b>	<b>.405</b>	<b>5-19</b>	<b>.405</b>	<b>27-33</b>	<b>.818</b>	<b>17-25-42</b>	<b>20</b>	<b>18</b>	<b>7</b>	<b>6</b>	<b>8</b>
<b>Maryland</b>	<b>64</b>	<b>23-63</b>	<b>.365</b>	<b>.323</b>	<b>.406</b>	<b>5-20</b>	<b>.250</b>	<b>13-21</b>	<b>.619</b>	<b>14-27-41</b>	<b>25</b>	<b>8</b>	<b>17</b>	<b>5</b>	<b>1</b>
Carolina, W	88	36-66	.545	.526	.571	4-13	.308	12-15	.800	14-31-45	21	13	12	1	2
at Duke	70	26-63	.413	.265	.586	6-21	.286	12-21	.571	10-18-28	19	12	6	2	7
<b>Carolina, W</b>	<b>85</b>	<b>31-61</b>	<b>.508</b>	<b>.429</b>	<b>.615</b>	<b>7-15</b>	<b>.467</b>	<b>16-26</b>	<b>.615</b>	<b>11-30-41</b>	<b>14</b>	<b>21</b>	<b>10</b>	<b>4</b>	<b>8</b>
<b>vs. Maryland (ACC)</b>	<b>69</b>	<b>24-62</b>	<b>.387</b>	<b>.308</b>	<b>.444</b>	<b>8-24</b>	<b>.333</b>	<b>13-21</b>	<b>.619</b>	<b>11-23-34</b>	<b>18</b>	<b>10</b>	<b>13</b>	<b>6</b>	<b>5</b>
Carolina, W	69	24-54	.444	.429	.462	5-20	.250	16-22	.727	6-28-34	19	19	15	0	5
vs. NC State (ACC)	67	26-58	.448	.469	.423	3-11	.273	12-18	.667	8-25-33	23	10	16	1	7
<b>Carolina, L</b>	<b>82</b>	<b>28-71</b>	<b>.394</b>	<b>.441</b>	<b>.351</b>	<b>5-20</b>	<b>.250</b>	<b>21-24</b>	<b>.875</b>	<b>19-20-39</b>	<b>14</b>	<b>12</b>	<b>7</b>	<b>1</b>	<b>7</b>
<b>vs. Florida State (ACC)</b>	<b>85</b>	<b>33-56</b>	<b>.589</b>	<b>.625</b>	<b>.542</b>	<b>11-22</b>	<b>.500</b>	<b>8-11</b>	<b>.727</b>	<b>6-24-30</b>	<b>19</b>	<b>21</b>	<b>15</b>	<b>6</b>	<b>4</b>
Carolina, W	77	27-65	.415	.414	.417	5-18	.278	18-24	.750	15-22-37	10	14	11	6	14
vs. Vermont (NCAA)	58	25-63	.397	.379	.412	3-18	.167	5-8	.625	16-26-42	19	8	20	2	6
<b>Carolina, W</b>	<b>87</b>	<b>33-65</b>	<b>.508</b>	<b>.545</b>	<b>.469</b>	<b>8-16</b>	<b>.500</b>	<b>13-19</b>	<b>.684</b>	<b>11-33-44</b>	<b>8</b>	<b>16</b>	<b>9</b>	<b>9</b>	<b>4</b>
<b>vs. Creighton (NCAA)</b>	<b>73</b>	<b>28-68</b>	<b>.412</b>	<b>.375</b>	<b>.464</b>	<b>8-20</b>	<b>.400</b>	<b>9-12</b>	<b>.750</b>	<b>9-26-35</b>	<b>18</b>	<b>11</b>	<b>9</b>	<b>3</b>	<b>7</b>
Carolina, W	73	26-65	.400	.400	.387	7-22	.318	14-24	.583	22-41-63	13	18	24	8	4

# 2011-12 Highs and Lows

<b>CAROLINA</b>	<b>High</b>	<b>Low</b>
Field Goals	41 vs. Tennessee State	17 at Virginia
Field Goal Attempts	87 vs. Mississippi Valley State	45 vs. Wisconsin
FG Percentage	.621 (41x66) vs. Tennessee State	.310 (22x71) at Wake Forest
FG Percentage in a Half	.639 (23x36), 1st half vs. Tennessee State	.278 (10x36), 2nd half at Wake Forest
3-Point Field Goals	11 vs. Tennessee State, at Kentucky	1 vs. Duke (h), Virginia (h)
3-Point Attempts	22 vs. Ohio	6 vs. Duke (h)
3-Point Percentage (min. 10 att.)	.625 (10x16) vs. Georgia Tech	.100 (1x10) vs. Virginia (h)
Free Throws Made	27 vs. Maryland (h)	6 vs. Clemson
Free Throw Attempts	43 vs. Evansville	8 vs. Clemson
FT Pct. (min. 10 att.)	.875 (21x24) vs. Florida State (ACC)	.450 (9x20) at Florida State
Offensive Rebounds	31 vs. Nicholls	6 vs. NC State (ACC)
Defensive Rebounds	41 vs. Evansville, Nicholls, Ohio	20 vs. South Carolina, Florida State (ACC)
Total Rebounds	72 vs. Nicholls	34 vs. Michigan State, Long Beach, NC State (ACC)
Rebound Margin	plus 37 (72-35) vs. Nicholls	minus 15 vs. Michigan State (34-49)
Assists	32 vs. Tennessee State	8 at Florida State, at Virginia
Turnovers	24 vs. Ohio	6 at Wake Forest
Blocked Shots	13 vs. Nicholls	0 vs. NC State (ACC)
Steals	14 vs. Vermont	2 vs. Wisconsin, at Kentucky, at Virginia, at Duke
Points	102 vs. Tennessee State, Monmouth	54 at Virginia
Points in a Half	60, 2nd half vs. Mississippi Valley State	25, 1st half vs. Wisconsin
Scoring Margin	plus 50 vs. Nicholls (99-49)	minus 33 at Florida State (57-90)
<b>OPPONENTS</b>	<b>High</b>	<b>Low</b>
Field Goals	33 by Long Beach, Florida State (ACC)	16 at Wake Forest
Field Goal Attempts	78 by Elon	48 by Clemson
FG Percentage	.589 (33x56) by Florida State (ACC)	.258 by Evansville (17x66)
FG Percentage in a Half	.625 (20x32), 1st half by Florida State (ACC)	.205 (8x39), 1st half by Elon
3-Point Field Goals	14 by Duke (h)	2 by Michigan State, Nicholls, at Wake Forest
3-Point Attempts	36 by Duke (h)	11 by NC State (ACC)
3-Point Percentage (min. 10 att.)	.500 (11x22) by Florida State (ACC)	.091 by Nicholls (2x22)
Free Throws Made	20 at Maryland	2 by Tennessee State
Free Throw Attempts	27 at Maryland	5 by Tennessee State, Elon
FT Pct. (min. 10 att.)	.909 (10x11) by Georgia Tech	.571 (12x21) at Duke
Offensive Rebounds	24 by Michigan State	4 by Monmouth
Defensive Rebounds	34 by UNLV	17 by Tennessee State, Texas, at Virginia Tech
Total Rebounds	49 by Michigan State	26 by Monmouth, NC State (h), Clemson
Assists	22 by UNLV	6 by Wisconsin
Turnovers	25 by South Carolina	4 by Wisconsin, at NC State, at Virginia
Blocked Shots	7 by South Carolina, Kentucky, Elon, at Maryland, at Virginia	0 at UNC Asheville, by Evansville, Monmouth, NC State
Steals	13 by Ohio	1 by Marylandf (h)
Points	90 by UNLV, at Florida State	48 by Evansville
Points in a Half	54, 2nd half at Florida State	19, 1st half by Elon
<b>INDIVIDUAL BESTS</b>	<b>NORTH CAROLINA</b>	<b>OPPONENTS</b>
Points	31 by Tyler Zeller vs. Appalachian State	33 by Brent Arrington, Mississippi Valley State
Field Goals	12 by John Henson vs. Long Beach	12 by Brent Arrington, Mississippi Valley State
		12 by Casper Ware, Long Beach
		12 by Deividas Dulkys at Florida State
Field Goal Attempts	19 by Harrison Barnes at Miami, vs. Creighton	24 by Casper Ware, Long Beach
Field Goal Percentage (min. 10 att.)	.818 (9x11) by Tyler Zeller at Duke	.857 (12x14) by Deividas Dulkys at Florida State
3-Point Field Goals	6 by Reggie Bullock vs. Tennessee State	8 by Deividas Dulkys at Florida State
3-Field Goal Attempts	10 by Reggie Bullock vs. Ohio	12 by Sebastian Koch, Elon
3-Point Field Goal Pct (min. 5 made)	.857 (6x7) by Reggie Bullock vs. Tennessee State	.800 (8x10) by Deividas Dulkys at Florida State
Free Throws Made	20 by Tyler Zeller vs. Maryland	8 by C.J. Harris at Wake Forest
Free Throw Attempts	23 by Tyler Zeller vs. Maryland	9 by C.J. Leslie at NC State
Free Throw Percentage (min. 5 made)	1.000 by Tyler Zeller (8x8) at Wake Forest, at NC State	1.000 (8x8) C.J. Harris at Wake Forest
Offensive Rebounds	9 by Tyler Zeller vs. Elon, at Wake Forest	7 by Draymond Green, Michigan State
Defensive Rebounds	14 by Tyler Zeller vs. Ohio	13 by Mike Moser, UNLV
Total Rebounds	22 by Tyler Zeller vs. Ohio	18 by Draymond Green, Michigan State
		18 by Mike Moser, UNLV
Assists	16 by Kendall Marshall vs. Long Beach, at Maryland	13 by Luke Loucks, Florida State (ACC)
Turnovers	7 by Kendall Marshall at Florida State	7 by Shane Rillieux, Nicholls
		7 by Patrick Heckmann, Boston College
Blocked Shots	9 by John Henson vs. Michigan State	5 by Bernard James, Florida State (ACC)
Steals	6 by Kendall Marshall vs. South Carolina	6 by Shane Larkin, Miami (h)
Minutes Played	41 by Reggie Bullock vs. Ohio	42 by D.J. Cooper, Ohio



# MISCELLANEOUS STATS

## Games as Leading Scorer

	Season/Career
Harrison Barnes.....	17/30
Tyler Zeller.....	14/31
John Henson.....	3/11
Dexter Strickland.....	1/6
Kendall Marshall.....	3/3
Reggie Bullock.....	2/3
James Michael McAdoo.....	2/2
Leslie McDonald.....	0/2
P.J. Hairston.....	1/1

## Games as Leading Rebounder

	Season/Career
John Henson.....	24/54
Tyler Zeller.....	15/26
Harrison Barnes.....	1/4
Dexter Strickland.....	0/3
James Michael McAdoo.....	2/2

## Games as Leading in Assists

	Season/Career
Kendall Marshall.....	36/66
Dexter Strickland.....	1/5
Stilman White.....	1/1
Harrison Barnes.....	0/1
John Henson.....	0/1
Tyler Zeller.....	0/1

## Double-Doubles

	Season/Career
John Henson.....	18/37
Tyler Zeller.....	14/19
Kendall Marshall.....	6/8
Harrison Barnes.....	2/5
Reggie Bullock.....	2/2

## Double-Figure Scoring Games

	Season/Career
Tyler Zeller.....	31/76
John Henson.....	30/64
Harrison Barnes.....	33/63
Reggie Bullock.....	19/26
Dexter Strickland.....	6/22
Kendall Marshall.....	10/16
Leslie McDonald.....	0/12
P.J. Hairston.....	7/7
James Michael McAdoo.....	5/5
Justin Watts.....	0/2

## 40-Point Games

	Season/Career
Harrison Barnes.....	0/1

## 30-Point Games

Tyler Zeller.....	2/3
Harrison Barnes.....	0/1

## 20-Point Games

	Season/Career
Harrison Barnes.....	12/20
Tyler Zeller.....	11/20
John Henson.....	2/3
Kendall Marshall.....	2/2
Reggie Bullock.....	1/1

## 20-Rebound Games

Tyler Zeller.....	1/1
-------------------	-----

## 15-Rebound Games

	Season/Career
John Henson.....	3/8
Tyler Zeller.....	4/4

## 10-Rebound Games

	Season/Career
John Henson.....	21/47
Tyler Zeller.....	17/24
Harrison Barnes.....	2/5
Reggie Bullock.....	2/2

## 15-Assist Games

	Season/Career
Kendall Marshall.....	4/5

## 10-Assist Games

	Season/Career
Kendall Marshall.....	17/23

**Carolina's Largest Lead in a Win:** 52 vs. Nicholls (won 99-49)

**Carolina's Largest Lead in a Loss:** 13 vs. Duke (led 57-44 with 14:58 to play, lost 84-85)

**Carolina's Largest Deficit Overcome to Win:** 9 (trailed at Maryland, 39-48, won 83-74) and at Miami (trailed 22-31, won 73-64)

**Carolina's Largest Deficit:** 33 at Florida State (lost 57-90)

**Carolina's Largest Halftime Lead:** 34 vs. Elon (led 53-19, won 100-62)

**Carolina's Largest Halftime Deficit:** 9 vs. Florida State in ACC Tournament championship game (trailed 40-49, lost 82-85)

**Carolina's Largest Halftime Deficit Overcome to Win:** 5 vs. Long Beach (trailed 40-45, won 84-78), at Virginia Tech (trailed, 34-39, and won, 82-68) and at Miami (trailed 30-35, won 73-64)

**Carolina's Largest Halftime Lead in a Loss:** 5 at Kentucky (led 43-38, lost 72-73)

# CAROLINA'S RECORD WHEN ...

Home	17-1
Away	8-2
Neutral Site	7-2
UNC Leads at the Half	26-3
UNC Trails at the Half	6-2
Tied at the Half	
Overtime	
UNC Shoots 50 Percent or Better from the Floor	10-0
UNC Shoots 40-49.9 Percent from the Floor	17-3
UNC Shoots Less Than 40 Percent from the Floor	5-2
Opponents Shoots 50 Percent or Better from the Floor	0-1
Opponents Shoots 40-49.9 Percent from the Floor	11-4
Opponents Shoots Less Than 40 Percent from the Floor	21-0
UNC Has More Rebounds	27-2
Opponents Have More Rebounds	4-3
UNC Has More Offensive Rebounds	22-2
Opponents Have More Offensive Rebounds	7-3
UNC Commits More Turnovers	9-2
Opponents Commit More Turnovers	21-3
UNC Scores 80 or More Points	20-3
UNC Scores Less Than 80 Points	12-2
Opponent Scores 80 or More Points	2-4
Opponent Scores Less Than 80 Points	30-1

## Miscellaneous Stats

### 2nd Chance Points

UNC	OPPT
7	24
9	5
29	12
17	13
16	16
6	20
9	7
14	14
22	8
7	10
19	13
36	10
17	13
27	9
20	5
13	4
15	11
11	15
21	7
11	8
14	14
20	9
18	12
12	17
23	9
23	16
16	9
8	16
9	4
18	11
14	2
7	9
8	17
17	10
13	14
8	9
14	4

vs. Michigan State
at UNC Asheville
Mississippi Valley State
Tennessee State
vs. South Carolina
vs. UNLV
Wisconsin
at Kentucky
Evansville
Long Beach
Appalachian State
Nicholls
Texas
Elon
Monmouth
Boston College
Miami
at Florida State
at Virginia Tech
NC State
Georgia Tech
at Wake Forest
at Maryland
Duke
Virginia
at Miami
Clemson
at NC State
at Virginia
Maryland
at Duke
vs. Maryland (ACC)
vs. NC State (ACC)
vs. Florida State (ACC)
vs. Vermont (NCAA)
vs. Creighton (NCAA)
vs. Ohio (NCAA)

### Points Off Turnovers

UNC	OPPT
19	11
14	10
17	16
14	12
28	8
12	14
4	7
17	13
18	10
19	10
17	9
31	11
17	15
24	9
16	14
19	8
14	9
19	21
10	13
14	12
18	4
11	0
18	11
8	12
11	10
14	6
15	14
5	12
1	7
21	2
3	13
18	8
18	11
22	9
24	8
16	9
11	26

# The Last Time Carolina...

## SCORING

**Scored 40 points:** Harrison Barnes (40) vs. Clemson, 3/12/11 in Greensboro  
**Scored 30 points:** Tyler Zeller (30) vs. Maryland, 2/29/12  
**Scored 20 points/half:** Harrison Barnes, 21 in 2nd half at Virginia Tech, 1/19/12  
**Scored 10 points in OT:** 14 by Harrison Barnes vs. Clemson, 3/12/11 in Greensboro  
**Two players scored 25 points:** Tyler Zeller (32), John Henson (28) vs. LIU, 3/18/11 in Charlotte  
**Three players scored 20 points:** Tyler Zeller (32), John Henson (28), Harrison Barnes (24) vs. LIU, 3/18/11 in Charlotte  
**Scored 25 points/two straight games:** Harrison Barnes (25 vs. NC State, 1/29/11; 26 at Boston College, 2/1/11)  
**Scored 25 points/three straight games:** Tyler Hansbrough (32 at NC State, 2/20/08; 29 vs. Wake Forest, 2/24/08; 25 at Boston College, 3/1/08)  
**Back-to-back 30-point games:** Antawn Jamison (35 vs. Duke, 2/5/98; 31 at Georgia Tech, 2/8/98)  
**No starters in double figures:** vs. Rutgers, 12/28/10  
**One player in double figures:** Tyler Zeller (12) at Virginia, 1/8/11  
**Eight in double figures:** John Henson (13), Dexter Strickland (13), Reggie Bullock (12), Leslie McDonald (12), Tyler Zeller (11), Harrison Barnes (10), Larry Drew II (10) and Justin Knox (10) vs. Saint Francis, 1/2/11  
**Nine in double figures:** Kevin Madden (17), Ranzino Smith (17), Warren Martin (15), Steve Bucknall (12), Joe Wolf (10), Steve Hale (10), Brad Daugherty (10), Jeff Lebo (10) & Kenny Smith (10) vs. Manhattan, 12/27/85, in Miami, Fla.  
**UNC scored 100 points on the road:** 106 at Boston College, 2/1/11  
**UNC scored 100 points/consecutive ACC games:** 114 vs. Wake Forest, 12/20/03 and 103 vs. Georgia Tech, 1/11/04  
**UNC scored 100 points/3 consecutive games:** 107 vs. Cleveland State, 12/30/04; 105 vs. William & Mary, 1/2/05; 109 vs. Maryland, 1/8/05  
**UNC scored less than 50 pts/game:** 48 vs. Boston College, 2/19/11 (won, 48-46)  
**UNC scored 60 points/half:** 60 (2nd half) vs. Mississippi Valley State, 11/20/11  
**UNC scored 70 points/half:** 77 (1st half) vs. VMI, 12/17/94  
**UNC scored less than 20 points/half:** 19 (1st half) vs. Purdue, 11/25/98, in New York, N.Y. (UNC won, 54-47)  
**UNC scores less than 30 points/both halves:** 26 in 1st and 28 in 2nd at Virginia, 2/25/12 (won, 54-51)

## FIELD GOAL SHOOTING

**Made every FG attempt (min. 10):** Jeff McInnis, 10 for 10 vs. Cincinnati, 12/3/94, in Charlotte  
**Missed every FG attempt (min. 10):** Harrison Barnes, 0 for 12 vs. Minnesota, 11/19/10, in San Juan, P.R.  
**UNC shot 60 percent/half:** 61.5 (16x26), 2nd vs. Maryland, 3/9/12 in Atlanta  
**UNC shot 70 percent/half:** 73.5 (25x34), 2nd vs. Arkansas, 3/23/08 in Raleigh  
**UNC shot 80 percent/half:** 85.7 (24x28), 2nd vs. Old Dominion, 12/1/92  
**UNC shot 60 percent/both halves:** 63.9 (23x36) and 60.0 (18x30) vs. Tennessee State, 11/22/11  
**UNC shot 60 percent/game:** 62.1 (41x66) vs. Tennessee State, 11/22/11  
**UNC shot 60 percent/consecutive games:** 60.6 (43x71) vs. Mount St. Mary's, 3/21/08, and 67.7 (44x65) vs. Arkansas, 3/23/08, both in Raleigh  
**UNC shot 70 percent/game:** 70.9 (39x55) vs. Old Dominion, 11/23/07 in Las Vegas  
**UNC shot under 25 percent/half:** 20.0 (5x25), 2nd half at Georgia Tech, 1/16/11  
**UNC shot under 30 percent/game:** 27.6 (16x58) at Georgia Tech, 1/16/11  
**UNC shot under 30 percent/half and won:** 27.8 (10x36), 2nd at Wake Forest, 1/31/12  
**UNC shot under 40 percent/both halves and won:** 32.0 (8x25) and 34.6 (9x26) at Virginia, 2/25/12

## THREE-POINTERS

**Made 5 three-pointers in a half:** Leslie McDonald vs. Long Beach, 12/11/10  
**Made 7 three-pointers:** Will Graves vs. Dayton, 4/1/10 in New York (NIT final)  
**Made 8 three-pointers:** Rashad McCants vs. Clemson, 3/2/04  
**Attempted 10 three-pointers:** 10 by Reggie Bullock vs. Ohio, 3/23/12 in St. Louis  
**UNC made 15 three-pointers:** 16 vs. Maryland, 2/3/09  
**UNC did not make a three-pointer:** 0 vs. Princeton, 12/13/97  
**UNC attempted 30 three-pointers:** 30 vs. George Mason, 3/19/06, in Dayton, Ohio  
**UNC shot 70 percent (min. 10 att.):** 70.6 vs. Hofstra (12x17), 11/18/10 in San Juan, P.R.

## CAROLINA FREE THROWS

**Made 20 or more:** 20 by Tyler Zeller vs. Maryland, 2/29/12  
**Attempted 20 or more:** 23 by Tyler Zeller vs. Maryland, 2/29/12  
**Made 10 for 10 or better:** 12x12 by Tyler Hansbrough vs. Radford, 3/19/09 in Greensboro  
**Made 25 or more in a row:** 28 by Tyler Hansbrough, 11/25/08-12/13/08  
**Missed every attempt (min. 5):** John Henson, 0x7, at Florida State, 1/14/12  
**UNC shot 90 percent (min. 10 att):** 93.8 (15x16) vs. Oklahoma, 3/29/09 in Memphis, Tenn.  
**UNC shot under 50 percent:** 45.0 (9x20) at Florida State, 1/14/12  
**UNC made 40 free throws:** 41 (attempted 59) vs. Clemson, 1/28/98  
**UNC made less than five FTs:** 4 vs. Boston College, 2/19/11  
**UNC attempted 50 free throws:** 50 (made 36) vs. Maryland, 2/15/04  
**UNC attempted less than five FTs:** 4 vs. George Mason, 3/19/06, in Dayton, Ohio  
**Did not attempt a free throw in a half:** 1st half vs. Clemson, 2/18/12

## REBOUNDS

**Had 15 or more rebounds in consecutive games:** John Henson (15) at NC State, 2/23/11, and (15) vs. Maryland, 2/27/11  
**Had 20 rebounds:** 22 by Tyler Zeller vs. Ohio, 3/23/12 in St. Louis  
**Had 30 rebounds:** Rusty Clark (30) vs. Maryland, 2/21/68  
**Three players had double-figure rebounds:** Tyler Zeller (22), John Henson (10) and Reggie Bullock (10) vs. Ohio, 3/23/12 in St. Louis  
**Had 10 or more rebounds in 15 straight games:** John Henson, 2011  
**UNC had 70 rebounds:** 72 vs. Nicholls, 12/19/11  
**UNC had 30 offensive rebounds:** 31 vs. Nicholls, 12/19/11  
**UNC had 20 or more offensive rebounds in three straight games:** 31 vs. Nicholls, 12/19/11; 22 vs. Texas, 12/21/11; 24 vs. Elon, 12/29/11

## DOUBLE-DOUBLES

**Double-double in a half:** John Henson, 1st half vs. Elon (14 pts/11 reb), 12/29/11 (finished game with 16 pts/11 reb)  
**Three players had double-doubles:** Tyler Zeller (20 pts/22 reb), Reggie Bullock (17 pts/10 reb) and John Henson (14 pts/10 reb) vs. Ohio, 3/23/12 in St. Louis  
**Points & rebounds/in 9 consecutive games:** John Henson vs. Maryland, at Florida State, Duke, Miami, Clemson, Duke, LIU and Marquette, 2011  
**20 points/20 rebounds:** Tyler Zeller (20 pts/22 reb) vs. Ohio, 3/23/12 in St. Louis  
**Points & assists:** Kendall Marshall (18 pts/11 assists) vs. Creighton, 3/18/12 in Greensboro  
**Points & assists/2 consecutive games:** Kendall Marshall (11 pts/10 assists) vs. Vermont, 3/16/12, and (18 pts/11 assists) vs. Creighton, 3/18/12, in Greensboro  
**Points & assists/3consecutive games:** Kendall Marshall (20 pts/10 assists) at Duke, 3/3/12; (13 pts/12 assists) vs. Maryland, 3/9/12; and (12 pts/ 10 assists) vs. NC State, 3/10/12 in Atlanta

## TRIPLE DOUBLE

**Pts, rebs, assists:** Jason Capel (16 pts/11 reb/10 assists) vs. Buffalo, 12/17/00  
**Pts, rebs, blocks:** Brendan Haywood (18 pts/14 reb/10 blk) vs. Miami, 12/4/00

## ASSISTS

**Had 10 assists in three consecutive games:** by Kendall Marshall, 10 at Duke, 3/3/12; 12 vs. Maryland, 3/9/12 in Atlanta; 10 vs. NC State, 3/10/12 in Atlanta  
**Had 15 assists:** 16 by Kendall Marshall at Maryland, 2/4/12  
**UNC had 30 assists:** 32 vs. Tennessee State, 11/22/11  
**UNC had 5 or fewer assists:** 5 at Maryland, 2/21/09

## TURNOVERS

**Committed more than 5:** 6 by Kendall Marshall vs. Maryland, 3/9/12 in Atlanta  
**UNC committed 15 or more/half:** 15 (1st) at Georgia Tech, 2/16/10  
**UNC committed 20 or more/game and won:** 24 vs. Ohio, 3/23/12 in St. Louis  
**UNC committed 25 or more/game:** 26 at Clemson, 1/13/10  
**UNC committed less than 5/game:** 2 vs. Fairfield in Winston-Salem, 3/13/97  
**Allowed 0 points off UNC turnovers:** at Wake Forest, 1/31/12 (UNC had 6 turnovers)

## BLOCKED SHOTS

**Blocked 10 shots:** 10 by Brendan Haywood vs. Miami (Fla.), 12/4/00  
**UNC blocked 0 shots:** vs. NC State, 3/10/12  
**UNC blocked 10 shots:** 12 at Wake Forest, 1/31/12  
**UNC blocked 15 shots:** 15 at Duke, 3/8/08

## STEALS

**Had 5 steals:** 6 by Kendall Marshall vs. South Carolina, 11/25/11 in Las Vegas  
**Had 8 steals:** Ty Lawson vs. Michigan State, 4/6/09 in Detroit  
**UNC had 20 steals:** 20 vs. UNC Asheville, 12/28/05

## MISCELLANEOUS

**Led UNC in points, rebounds and assists:** John Henson (14 points, 8 rebounds, 2 assists) at Duke, 3/6/10  
**Led UNC in points, rebounds, assists and steals:** Joseph Forte (24 points, 16 rebounds, 6 assists, 3 steals) vs. Duke, 2/1/01  
**Hit a shot with 0.00 on the clock to win a game:** Tyler Zeller vs. Miami, 3/11/11 in Greensboro (UNC won 61-59)  
**Played every minute:** Raymond Felton at Virginia, 1/11/03  
**Played 50 minutes:** Jawad Williams (50) vs. Wake Forest, 12/20/03  
**Carolina rallied from 10 points down in the second half to win:** trailed Clemson 30-41 (-11) with 17:23 to play and won, 92-87, in overtime, 3/12/11 in Greensboro  
**Carolina rallied from 10 points down in the second half to win in consecutive games:** trailed Miami 34-53 (-19) with 9:51 to play and won, 61-59, 3/11/11 in Greensboro; trailed Clemson 30-41 (-11) with 17:23 to play and won, 92-87, in overtime, 3/12/11 in Greensboro  
**Carolina rallied from 20 points down to win:** trailed Georgia Tech, 30-50 with four minutes left in the first half and won, 82-75, 2/15/06  
**Carolina rallied from 20 points down to lead:** trailed Georgia Tech, 9-29, with 8:04 to play in first half and took the lead four times in second half, but lost 71-73, 1/16/10  
**Four-point play:** Ty Lawson (three-point field goal & free throw) vs. Iona, 11/18/07  
**Scored 25 straight points:** 25-0 run vs. NC State, 1/12/08 (first half)  
**Scored 20 straight points:** 23-0 run vs. Elon, 12/29/11 (first half)  
**Scored 15 straight points:** 16-0 run vs. Maryland, 2/29/12 (second half)

# The Last Time the Opponents...

## SCORING

**Player scored 30 points:** 30 by Terrell Stoglin, Maryland, 3/9/12 in Atlanta  
**Player scored 30 points in two games in one season:** Nolan Smith, Duke, 34 in Durham, 2/9/11, and 30 in Chapel Hill, 3/5/11  
**Player scored 35 points:** 35 by Greivis Vasquez at Maryland, 2/21/09  
**Player scored 40 points:** 46 by Tyrese Rice at Boston College, 3/1/08  
**Three players with 20 points:** 25 by Kyle Singler (25), Nolan Smith (20) and Jon Scheyer (20) at Duke, 3/6/10  
**Four players with 20 points:** Damion James (25), Dexter Pittman (23), J'Covan Brown (21) and Avery Bradley (20), Texas, 12/19/09 in Arlington, Texas  
**Player scored 20 points in a half:** 21 in 1st half by Casper Ware, Long Beach, 12/10/11  
**Non-starter scored 20 or more points:** 33 by Brent Arrington, Mississippi Valley State, 11/20/11  
**No players in double figures:** at Evansville, 12/8/10  
**Six players in double-figures:** Greg Paulus (18), Jon Scheyer (17), Kyle Singler (14), DeMarcus Nelson (13), Gerald Henderson (12), Lance Thomas (10), Duke, 2/6/08  
Seven players in double-figures: Eric Williams (24), Justin Gray (20), Taron Downey (19), Chris Paul (18), Trent Strickland (15), Kyle Visser (13) and Jamaal Levy (10), Wake Forest, 12/20/03  
**Scored 100 points:** 103 by Texas, 12/19/09 in Arlington, Texas  
**Scored less than 50 points:** 48 by Evansville, 12/6/11  
**Scored 50 points in a half:** 54 in 2nd half at Florida State, 1/14/12  
**Scored less than 20 points in a half:** 19 by Elon (1st half), 12/29/11  
**Scored less than 15 points in a half:** 13 by NC State (1st half), 1/12/08

## FIELD GOAL SHOOTING

**Shot 50 percent/both halves:** 62.5 (20x32) and 54.2 (13x24) by Florida State, 3/11/12 in Atlanta  
**Shot 60 percent/half:** 62.5 (20x32) in first by Florida State, 3/11/12 in Atlanta  
**Shot 60 percent/game:** 60.5 (26x43) at NC State, 2/3/07  
**Shot 70 percent/game:** 71.7 (33x46) by Duke, 2/29/80, in Greensboro, N.C.  
**Shot 70 percent/half:** 76.5 (13x17), 2nd half at NC State, 2/3/07  
**Shot under 20 percent/half:** 18.8 (6x32), 2nd half by NC Central, 11/11/09  
**Shot under 25 percent/half:** 22.9 (8x35), 1st half by Ohio, 3/23/12 in St. Louis  
**Shot under 30 percent/both halves:** 23.3 (7x30) and 27.8 (10x36) by Evansville, 12/6/11  
**Shot under 30 percent/game:** 29.6 (16x54) at Wake Forest, 1/31/12  
**Shot under 40 percent/game and won:** 31.9 (22x69) by Duke, 2/10/10  
**Shot under 30 percent in first half and better than 50 percent in second half:** 26.5 (9x34) and 58.6 (17x29) at Duke, 3/3/12

## THREE-POINTERS

**Player made 8 three-pointers:** 8 by Deividas Dulkys at Florida State, 1/14/12  
**Two players made at least 5 three-pointers:** 7 by David Schneider and 5 by JohnMark Ludwick, William and Mary, 3/16/10  
**Player made 10 three-pointers:** 10 by Kyle McAlarney, Notre Dame, 11/26/08 in Maui  
**Player attempted 15 three-pointers:** 15 by Andrew Goudelock, College of Charleston, 11/28/10  
**Did not make a three-pointer:** 0 by Jacksonville (in 5 attempts), 11/27/90  
**Made 10 three-pointers:** 12 by Ohio, 3/23/12 in St. Louis  
**Made 15 three-pointers:** 16 by William and Mary, 3/16/10  
**Attempted 30 three-pointers:** 32 by Ohio, 3/23/12 in St. Louis  
**Attempted 40 three-pointers:** 43 by William and Mary, 3/16/10  
**Shot 60 percent 3FGs (min. 10 attempts):** 66.7 (8x12) at Illinois, 11/30/10  
**Shot less than 10 percent 3FGs (min. 10 attempts):** 9.1 (2x22) by Nicholls, 12/19/11  
**Made less than five three-pointers and won:** 4 at Kentucky, 12/3/11

## FREE THROWS

**Player made 10 free throws:** 12 by Nolan Smith, Duke, 3/5/11  
**Player made 15 free throws:** 17 by Zabian Dowdell, Virginia Tech, 2/13/07  
**Player attempted 15 free throws:** 15 by Jeff Teague at Wake Forest, 1/11/09  
**Player made 10 for 10 or better:** Malcolm Delaney (10x10) at Virginia Tech, 3/4/09  
**Shot 100 percent free throws (min. 10):** 100.0 (10x10) by Wake Forest, 2/15/11  
**Shot under 50 percent free throws:** 40.0 (4x10) at NC State, 2/23/11  
**Made fewer than five free throws:** 3 at Virginia, 2/25/12  
**Attempted fewer than five free throws:** 4 by William and Mary, 3/16/10  
**Only one player attempted free throws:** Jordan Taylor, Wisconsin (3x6), 11/30/11

## REBOUNDS

**15 rebounds:** 18 by Mike Moser, UNLV, 11/26/11  
**20 rebounds:** 20 by Jared Homan, Iowa State, 3/20/05, in Charlotte, N.C.  
**Two players with double-figure rebounds:** 12 by CJ Leslie and 10 by Richard Howell at NC State, 2/21/12  
**Two players with 15 or more rebounds:** 15 by Damion James and 15 by Dexter Pittman, Texas, 12/19/09 in Arlington, Texas  
**Three players with double-figure rebounds:** Albert Burditt (19), Michael Richardson (10) and Gerald Houston (10), Texas, 12/5/92, in Charlotte, N.C.  
**Had 50 rebounds:** 50 at Wake Forest, 2/26/10  
**Had 60 rebounds:** 60 by Texas, 12/19/09 in Arlington, Texas  
**Outrebounded UNC by 10 or more:** 15 (34-49) by Michigan State, 11/11/11 in San Diego, Calif.

**Outrebounded UNC by 15 or more:** 19 (41-60) by Texas, 12/19/09 in Arlington, Texas

## DOUBLE-DOUBLES

**Double-double, points & assists:** Nolan Smith, Duke (20 points/10 assists), 3/13/11 in Greensboro  
**Two players with double-doubles:** Mike Moser (16 points/18 rebounds) and Chace Stanback (28 points, 10 rebounds), UNLV, 11/26/11  
**Three players with double-doubles:** Hank Gathers (17 pts/12 reb), Corey Gaines (16 pts/10 assists) and Mike Yost (10 pts/12 reb), Loyola-Marymount, 3/19/88, in Salt Lake City, Utah

## TRIPLE DOUBLE

**Pts, rebs, assists:** Greivis Vasquez at Maryland, 2/21/09 (35 pts/11 reb/10 assists) (first against UNC in an ACC game)

## ASSISTS

**Player had 10 assists:** 13 by Luke Loucks, Florida State, 3/11/12 in Atlanta  
**Player had 15 assists:** 17 by Kenny Anderson at Georgia Tech, 2/1/90  
**Had 25 assists:** 26 at Maryland, 2/7/10  
**Had 30 assists:** 30 at Maryland, 1/9/02

## TURNOVERS

**Player had 10 turnovers:** 10 by Evan Turner, Ohio State, 11/19/09 in New York, N.Y.  
**Committed 20 or more turnovers and won:** 21 by Vanderbilt, 11/21/10 in San Juan  
**Committed 25 turnovers:** 25 by South Carolina, 11/25/11 in Las Vegas  
**Committed 30 turnovers:** 32 by South Carolina State, 11/20/07  
**Committed less than 5 turnovers:** 4 at Virginia, 2/25/12

## BLOCKS

**Player blocked 5 shots:** by Bernard James, Florida State, 3/11/12 in Atlanta  
**Blocked 10 shots:** 10 at College of Charleston, 1/4/10  
**Had 0 blocks:** by NC State, 1/26/12

## STEALS

**Player had 5 steals:** 6 by Shane Larkin, Miami, 1/10/12  
**Player had 7 steals:** 7 by Andy Rautins, Syracuse, 11/20/09 in New York  
**Had 20 steals:** 20 at Clemson, 1/17/07

## MISCELLANEOUS

**Led the team in scoring, rebounds and assists:** Demontez Stitt, Clemson (11 points, seven rebounds, five assists), 1/18/11  
**Scored a four-point play:** Seth Curry, Duke, 2/8/12  
**Hit a game-winning shot at the buzzer:** Austin Rivers, Duke, hit a three-pointer to beat UNC, 84-85, 2/8/12  
**Trailed by 10 or more points at halftime and won:** at Duke, 2/9/11 (Carolina led 43-29 at the half, but Duke won, 73-79)  
**Trailed by 10 or more points with less than 10 minutes to play and won:** Duke, 2/8/12 (UNC led 82-72 with 2:10 to play, Duke won 84-85)  
**Led Carolina by 15 or more at halftime:** 27 at Duke (26-53), 3/6/10  
**Led Carolina by 30 or more points:** 33 at Florida State (57-90), 1/14/12  
**Led Carolina by 35 or more points:** 36 at Duke (37-73), 3/6/10  
**Scored 15 or more straight points vs. UNC:** 16-0 run at Miami, 1/26/11

## SCORING MARGINS – The Last Time...

**UNC won by 30-39 points on the road:** 32 – UNC 106, Boston College 74, 2/1/11  
**UNC won by 40-plus points:** 49 – UNC 97, Evansville 48, 12/6/11  
**UNC won by 50-plus points:** 50 – UNC 99, Nicholls 49, 12/19/11  
**UNC won by 60-plus points:** 68 – UNC 116, UNC Asheville 68, 11/30/08

**UNC lost by 10-19 points in Chapel Hill:** 10 – Florida State 77, UNC 64, 2/24/10  
**UNC lost by 20-29 points in Chapel Hill:** 29– Duke 87, UNC 58, 1/31/02  
**UNC lost by 30-plus points:** 33– Florida State 90, UNC 57, 1/14/12  
**UNC lost by 30-39 points in Chapel Hill:** 35– Duke 104, UNC 69, 2/29/63

## OVERTIME – The Last Time...

**UNC played an overtime game:** vs. Ohio (73-65), 3/23/12  
**UNC played two overtimes:** vs. Clemson (103-93), 2/10/08  
**UNC played three overtimes:** vs. Wake Forest (114-119), 12/20/03  
**UNC played four overtimes:** at Tulane (113-106), 2/14/76

**North Carolina Basketball**  
**North Carolina Combined Team Statistics (as of Mar 24, 2012)**  
**All games**

Overall record: 32-5 Conf: 14-2 Home: 17-1 Away: 8-2 Neutral: 7-2

#	Player	gp-gs	min	avg	Total		3-Point		F-Throw		Rebounds				pf	dq	a	to	blk	stl	pts	avg
					fg-fga	fg%	3fg-fga	3fg%	ft-fa	ft%	off	def	tot	avg								
40	Harrison Barnes	37-36	1075	29.1	224-507	.442	49-132	.371	138-190	.726	73	121	194	5.2	64	0	39	71	13	41	635	17.2
44	Tyler Zeller	37-37	1036	28.0	214-387	.553	0-0	.000	181-224	.808	144	215	359	9.7	100	2	35	71	54	34	609	16.5
31	John Henson	34-33	994	29.2	200-398	.503	0-0	.000	69-135	.511	88	256	344	10.1	53	0	44	44	100	20	469	13.8
35	Reggie Bullock	37-17	934	25.2	122-284	.430	70-181	.387	16-22	.727	62	124	186	5.0	44	0	50	36	8	25	330	8.9
05	Kendall Marshall	36-35	1188	33.0	105-225	.467	28-79	.354	55-79	.696	6	88	94	2.6	56	1	351	101	6	43	293	8.1
01	Dexter Strickland	19-19	461	24.3	57-100	.570	0-1	.000	28-42	.667	10	29	39	2.1	29	0	39	26	3	25	142	7.5
43	James Michael McAdo	37-3	575	15.5	79-188	.420	0-0	.000	57-91	.626	52	91	143	3.9	52	0	11	29	12	31	215	5.8
15	P.J. Hairston	36-0	467	13.0	60-193	.311	38-137	.277	51-60	.850	27	51	78	2.2	53	0	26	26	6	14	209	5.8
24	Justin Watts	37-1	261	7.1	17-42	.405	0-4	.000	7-19	.368	21	30	51	1.4	24	0	6	10	5	8	41	1.1
11	Stillman White	33-1	168	5.1	5-25	.200	3-16	.188	12-22	.545	1	9	10	0.3	29	0	25	5	0	7	25	0.8
14	Desmond Hubert	25-0	123	4.9	8-18	.444	0-0	.000	1-13	.077	21	16	37	1.5	18	0	6	8	7	3	17	0.7
21	Jackson Simmons	23-0	42	1.8	7-17	.412	0-0	.000	1-4	.250	6	11	17	0.7	1	0	1	2	1	1	15	0.7
22	David Dupont	21-1	31	1.5	3-10	.300	3-6	.500	1-2	.500	1	2	3	0.1	3	0	2	0	0	0	10	0.5
30	Patrick Crouch	23-1	38	1.7	3-11	.273	1-6	.167	2-4	.500	0	6	6	0.3	3	0	6	9	0	1	9	0.4
34	Stewart Cooper	21-1	32	1.5	2-4	.500	0-0	.000	1-3	.333	1	0	1	0.0	4	0	0	3	0	1	5	0.2
Team											68	46	114		1		3					
Total.....		37	7425		1106-2409	.459	192-562	.342	620-910	.681	581	1095	1676	45.3	534	3	641	444	215	254	3024	81.7
Opponents.....		37	7425		928-2368	.392	271-848	.320	342-505	.677	414	858	1272	34.4	768	30	431	499	126	229	2469	66.7

TEAM STATISTICS	NC	OPP
SCORING	3024	2469
Points per game	81.7	66.7
Scoring margin	+15.0	-
FIELD GOALS-ATT	1106-2409	928-2368
Field goal pct	.459	.392
3 POINT FG-ATT	192-562	271-848
3-point FG pct	.342	.320
3-pt FG made per game	5.2	7.3
FREE THROWS-ATT	620-910	342-505
Free throw pct	.681	.677
F-Throws made per game	16.8	9.2
REBOUNDS	1676	1272
Rebounds per game	45.3	34.4
Rebounding margin	+10.9	-
ASSISTS	641	431
Assists per game	17.3	11.6
TURNOVERS	444	499
Turnovers per game	12.0	13.5
Turnover margin	+1.5	-
Assist/turnover ratio	1.4	0.9
STEALS	254	229
Steals per game	6.9	6.2
BLOCKS	215	126
Blocks per game	5.8	3.4
ATTENDANCE	362867	221424
Home games-Avg/Game	18-20159	10-13081
Neutral site-Avg/Game	-	9-10068

Score by Periods	1st	2nd	OT	Totals
North Carolina	1487	1527	10	3024
Opponents	1140	1327	2	2469

Date	Opponent		Score	Att.
11/11/11	vs Michigan State	w	67-55	8111
11-13-11	at UNC Asheville	w	91-75	3280
11/20/11	MISSISSIPPI VALLEY STATE	w	101-75	18160
11/22/11	TENNESSEE STATE	w	102-69	17509
11/25/11	vs South Carolina	w	87-62	0
11/26/11	vs UNLV	L	80-90	7523
11/30/11	WISCONSIN	w	60-57	21750
12/3/11	at Kentucky	L	72-73	24398
12/06/11	EVANSVILLE	w	97-48	15623
12/10/11	LONG BEACH STATE	w	84-78	20426
12/17/11	APPALACHIAN STATE	w	97-82	20892
12/19/11	NICHOLLS	w	99-49	18072
12/21/11	TEXAS	w	82-63	21750
12/29/11	ELON	w	100-62	20880
01/01/12	MONMOUTH	w	102-65	18614
* 01/07/12	BOSTON COLLEGE	w	83-60	20582
* 01/10/12	MIAMI	w	73-56	20096
* 01/14/12	at Florida State	L	57-90	12100
* 01/19/12	at Virginia Tech	w	82-68	9847
* 01/26/12	NORTH CAROLINA STATE	w	74-55	21750
* 01/29/12	GEORGIA TECH	w	93-81	21017
* 01/31/12	at Wake Forest	w	68-53	12865
* 02/04/12	at Maryland	w	83-74	17950
* 02/08/12	DUKE	L	84-85	21750
* 02/11/12	VIRGINIA	w	70-52	20496
* 02-15-12	at Miami	w	73-64	7071
* 02/18/12	CLEMSON	w	74-52	21750
* 02/21/12	at North Carolina State	w	86-74	19710
* 02/25/12	at Virginia	w	54-51	14273
* 02/29/12	MARYLAND	w	88-64	21750
* 03-03-12	at Duke	w	88-70	9314
03/09/12	vs Maryland	w	85-69	19520
03/10/12	vs North Carolina State	w	69-67	19520
03/11/12	vs Florida State	L	82-85	19520
03/16/12	vs Vermont	w	77-58	16422
03/18/12	vs #8 Creighton	w	87-73	0
03/23/12	vs Ohio	Wot	73-65	0

\* - Conference game



**North Carolina Basketball**  
**North Carolina Combined Team Statistics (as of Mar 24, 2012)**  
**NCAA Tournament**

<b>RECORD:</b>	<b>OVERALL</b>	<b>HOME</b>	<b>AWAY</b>	<b>NEUTRAL</b>
ALL GAMES	3-0	0-0	0-0	3-0
CONFERENCE	0-0	0-0	0-0	0-0
NON-CONFERENCE	3-0	0-0	0-0	3-0

##	Player	gp-gs	min	avg	Total	3-Point	F-Throw	Rebounds				pf	dq	a	to	blk	stl	pts	avg
					fg-fga	fg%	3fg-fga	3fg%	ft-fa	ft%	off	def	tot	avg					
44	Tyler Zeller	3-3	94	31.3	16-30	.533	0-0	.000	16-20	.800	14	29	43	14.3	8	0	2	9	16.0
05	Kendall Marshall	2-2	67	33.5	12-15	.800	2-3	.667	3-7	.429	2	4	6	3.0	2	0	21	7	14.5
40	Harrison Barnes	3-3	104	34.7	15-47	.319	6-18	.333	7-9	.778	5	13	18	6.0	5	0	4	8	14.3
31	John Henson	2-2	66	33.0	11-25	.440	0-0	.000	5-9	.556	4	16	20	10.0	1	0	3	4	13.5
35	Reggie Bullock	3-3	101	33.7	13-29	.448	10-21	.476	1-4	.250	4	17	21	7.0	4	0	7	3	12.3
43	James Michael McAdo	3-1	58	19.3	12-24	.500	0-0	.000	8-10	.800	7	5	12	4.0	1	0	2	5	10.7
15	P.J. Hairston	3-0	39	13.0	5-16	.313	2-11	.182	1-2	.500	2	3	5	1.7	2	0	0	2	4.3
11	Stillman White	3-1	45	15.0	0-4	.000	0-1	.000	4-4	1.000	0	0	0	0.0	4	0	7	1	1.3
21	Jackson Simmons	2-0	3	1.5	1-1	1.000	0-0	.000	0-0	.000	0	0	0	0.0	0	0	0	0	1.0
24	Justin Watts	3-0	32	10.7	1-2	.500	0-1	.000	0-2	.000	4	5	9	3.0	1	0	1	4	0.7
14	Desmond Hubert	2-0	10	5.0	0-1	.000	0-0	.000	0-0	.000	1	0	1	0.5	2	0	0	1	0.0
22	David Dupont	1-0	2	2.0	0-0	.000	0-0	.000	0-0	.000	0	0	0	0.0	1	0	1	0	0.0
30	Patrick Crouch	2-0	2	1.0	0-1	.000	0-1	.000	0-0	.000	0	0	0	0.0	0	0	0	0	0.0
34	Stewart Cooper	1-0	2	2.0	0-0	.000	0-0	.000	0-0	.000	0	0	0	0.0	0	0	0	0	0.0
Team											5	4	9						
Total.....		3	625		86-195	.441	20-56	.357	45-67	.672	48	96	144	48.0	31	0	48	44	79.0
Opponents.....		3	625		76-202	.376	23-70	.329	21-28	.750	32	75	107	35.7	59	1	36	42	65.3

<b>TEAM STATISTICS</b>	<b>NC</b>	<b>OPP</b>	<b>Date</b>	<b>Opponent</b>	<b>Score</b>	<b>Att.</b>
SCORING	237	196	03/16/12	vs Vermont	w 77-58	16422
Points per game	79.0	65.3	03/18/12	vs #8 Creighton	w 87-73	0
Scoring margin	+13.7	-	03/23/12	vs Ohio	Wot 73-65	0
FIELD GOALS-ATT	86-195	76-202	* - Conference game			
Field goal pct	.441	.376				
3 POINT FG-ATT	20-56	23-70				
3-point FG pct	.357	.329				
3-pt FG made per game	6.7	7.7				
FREE THROWS-ATT	45-67	21-28				
Free throw pct	.672	.750				
F-Throws made per game	15.0	7.0				
REBOUNDS	144	107				
Rebounds per game	48.0	35.7				
Rebounding margin	+12.3	-				
ASSISTS	48	36				
Assists per game	16.0	12.0				
TURNOVERS	44	42				
Turnovers per game	14.7	14.0				
Turnover margin	-0.7	-				
Assist/turnover ratio	1.1	0.9				
STEALS	22	26				
Steals per game	7.3	8.7				
BLOCKS	23	8				
Blocks per game	7.7	2.7				
ATTENDANCE	0	16422				
Home games-Avg/Game	0-0	0-0				
Neutral site-Avg/Game	-	3-5474				

<b>Score by Periods</b>	<b>1st</b>	<b>2nd</b>	<b>OT</b>	<b>Totals</b>
North Carolina	109	118	10	237
Opponents	82	112	2	196