



MIAMI BASEBALL GAME NOTES

Miami Athletic Communications • 5821 San Amaro Drive • Coral Gables, FL 33146

Web: TheUBaseball.com • Facebook: Facebook.com/TheUBaseball • Twitter: @CanesBaseball

Home to four National Championships in the last 30 years (1982, 1985, 1991, 2001)

REGIONAL INFORMATION

Regional Schedule: May 31 - June 3, 2013

Site: Louisville, Ky. | Jim Patterson Stadium (4,000)

Radio: WQAM 560 (all games) | WVUM 90.5 FM (all games)

TV: ESPN3 (all games) | ESPN2, ESPNU (select games)

Game Dates:

May 31: #2 Miami vs. #3 Oklahoma State (2 p.m.) (Game 1)
#1 Louisville vs. #4 Bowling Green (6 p.m.) (Game 2)

June 1: Game 1 Loser vs. Game 2 Loser (Noon) (Game 3)
Game 1 Winner vs. Game 2 Winner (5 p.m.) (Game 4)

June 2: Game 3 Winner vs. Game 4 Loser (Noon) (Game 5)
Game 4 Winner vs. Game 5 Winner (4 p.m.) (Game 6)

June 3 (if necessary): Game 6 winner vs. Game 6 loser (7 p.m.)

#2 MIAMI 36-23, 14-16 ACC

Last Game: May 25, 2013 (Durham, N.C.)
•7-0 win, #18 Clemson

Head Coach: Jim Morris (Elon, 1973)
D1 Career: 1,390-611-4 (32nd season)
at UM: 886-344-3 (20th season)

Twitter: @CanesBaseball / @Coach3Morris
Facebook: /TheUBaseball
Blog: TheUBaseball.com

#3 OKLAHOMA STATE 39-17, 13-10 B12

Head Coach: Josh Holliday (Oklahoma State, 1999)
Last Game: 5-6 loss, West Virginia (Big 12 Tourney)
All-Time Series: Miami leads, 4-3
Last Meeting: Miami lost, 3-9 (February 11, 2001)
Series Streak: Oklahoma State, one win
Last Five: Miami leads, 3-2

#1 LOUISVILLE 46-12, 20-4 BIG EAST

Head Coach: Dan McDonnell (The Citadel, 1992)
Last Game: 1-9 loss, Rutgers (BIG EAST Tourney)
All-Time Series: Louisville leads, 2-1
Last Meeting: Miami lost, 7-8 (June 3, 2007)
Streak: Louisville, two wins

#4 BOWLING GREEN 24-29, 13-14 MAC

Head Coach: Danny Schmitz (Eastern Michigan, 1979)
Last Game: 7-0 win, Ball State (MAC Championship)
All-Time Series: Miami leads, 13-0
Last Meeting: Miami won, 21-6 (May 21, 1998)
Series Streak: Miami, 13 wins
Last Ten: Miami, 10-0

GAMES 60-63 2013 NCAA BASEBALL CHAMPIONSHIP | LOUISVILLE REGIONAL



#2 MIAMI HURRICANES (36-23, 14-16 ACC)

Head Coach: Jim Morris (Elon, 1973)

Career Division I Record: 1,390-611-4 (32nd season) | **at Miami:** 886-344-3 (20th season)



#3 OKLAHOMA STATE COWBOYS (39-17, 13-10 Big 12)

Head Coach: Josh Holliday (Oklahoma State, 1999)

Career Division I Record: 39-17 (first season) | **at OSU:** 39-17 (first season)



#1 LOUISVILLE CARDINALS (46-12, 20-4 BIG EAST)

Head Coach: Dan McDonnell (The Citadel, 1992)

Career Division I Record: 304-140 (seventh season) | **at UL:** 304-140 (seventh season)



#4 BOWLING GREEN STATE FALCONS (24-29, 13-14 MAC)

Head Coach: Danny Schmitz (Eastern Michigan, 1979)

Career Division I Record: 582-579-5 (22nd season) | **at BGSU:** 582-579-5 (22nd season)

GAME ONE: STARTING PITCHERS



Miami: LHP Chris Diaz
6-5, 1.75 ERA

VS.



OSU: RHP Jason Hursh
6-4, 2.65 ERA



POTENTIAL STARTERS

Pos.	#	Player	AVG.	AB	R	H	2B	3B	HR	RBI	SB
1B	27	Brad Fieger	.287	167	14	48	13	0	0	32	2-4
2B	7	Alex Hernandez	.277	213	40	59	16	0	1	31	4-11
SS	51	Brandon Lopez	.251	171	17	43	1	0	1	14	5-7
3B	19	David Thompson	.285	172	21	49	14	0	6	43	2-4
LF	9	Tyler Palmer	.252	131	19	33	2	0	0	6	11-15
CF	36	Dale Carey	.206	136	22	28	5	2	1	12	12-16
RF	2	Chantz Mack	.297	195	42	58	10	3	0	27	14-17
C	40	Garrett Kennedy	.272	114	15	31	3	0	2	13	0-2
DH	10	Alex San Juan	.279	183	16	51	5	1	1	18	5-6

MIAMI RESERVES

Pos.	#	Player	AVG.	AB	R	H	2B	3B	HR	RBI	SB
OF	41	Ricky Eusebio	.223	94	14	21	3	0	0	8	8-9
OF	8	Michael Broad	.255	98	12	25	4	0	1	15	2-4
OF	24	Grant Heyman	.175	40	2	7	1	1	0	5	2-2
1B	17	Christopher Barr	.222	108	27	24	1	1	0	6	7-10
C	0	Roger Gonzalez	.316	38	2	12	2	0	0	5	0-0



/TheUBaseball
/MiamiHurricanes



@CanesBaseball
@HurricaneSports



TheUBaseball.com



MiamiHurricanes

2013 SCHEDULE (36-23, 14-16 ACC)

DATE	OPPONENT	TIME/RESULT
2/15	Rutgers	W, 5-4
2/16	Rutgers	W, 4-1 (7 inn.)
2/17	Rutgers	W, 7-0
2/20	at Florida Atlantic	W, 5-4 (11 inn.)
2/22	Milwaukee	W, 6-1
2/23	Milwaukee	W, 6-1
2/24	Milwaukee	W, 7-6
2/26	Saint Thomas	W, 5-4
2/27	Barry	W, 5-1
3/1	at Florida	W, 3-2
3/2	at Florida	L, 4-6
3/3	at Florida	L, 3-6
3/5	Maine	W, 6-2
3/6	Central Florida	W, 5-0
3/8	Duke*	L, 2-4
3/9	Duke*	L, 2-9
3/10	Duke*	W, 5-3
3/12	Illinois State	L, 17-6
3/13	Illinois State	W, 9-2
3/15	at North Carolina*	W, 4-1
3/16	at North Carolina*	L, 2-14
3/17	at North Carolina*	L, 1-4
3/19	Columbia	W, 9-6
3/20	Columbia	W, 6-4
3/22	Virginia Tech*	W, 11-9
3/23	Virginia Tech*	W, 2-0
3/24	Virginia Tech*	L, 5-8 (10 inn.)
3/27	Florida Atlantic	L, 1-6
3/29	at Virginia*	L, 4-15
3/30	at Virginia*	L, 1-8
3/31	at Virginia*	W, 4-3
4/3	Bethune-Cookman	L, 3-5
4/5	Florida State*	L, 2-4
4/6	Florida State*	W, 6-0
4/7	Florida State*	L, 1-5
4/10	Stetson	W, 8-2
4/12	at Maryland*	W, 1-0 (13 inn.)
4/13	at Maryland*	W, 5-3
4/14	at Maryland*	L, 2-7
4/17	Bethune-Cookman	W, 6-1
4/19	Clemson*	L, 0-1
4/20	Clemson*	W, 2-1
4/21	Clemson*	W, 7-0
4/24	Florida Atlantic	W, 6-4
4/26	at Boston College*	L, 0-1
4/27	at Boston College*	W, 5-0
4/28	at Boston College*	L, 2-3 (11 inn.)
5/3	St. John's	W, 12-3
5/4	St. John's	W, 4-2
5/5	St. John's	W, 6-4
5/10	at Wake Forest*	W, 8-3
5/11	at Wake Forest*	L, 4-5
5/12	at Wake Forest*	L, 3-9
5/16	Georgia Tech*	W, 8-3
5/17	Georgia Tech*	W, 11-7
5/18	Georgia Tech*	L, 1-10
5/23	North Carolina &	L, 10-0
5/24	NC State &	L, 1-7
5/25	Clemson &	W, 7-0

* indicates Atlantic Coast Conference game
& indicates 2013 ACC Championship contest in Durham, N.C.

2013 ROSTER

#	Name	Yr.	Pos.	B/T.
0	Roger Gonzalez Miami, Fla. Florida Christian	Fr.	C	S/R
2	Chantz Mack Homestead, Fla. Archbishop Carroll	Sr.	OF	L/L
4	Alexander Fernandez Southwest Ranches, Fla. Archbishop McCarthy	Jr.	SS	R/R
7	Alexander Hernandez West Palm Beach, Fla. Palm Beach Central	Jr.	SS	R/R
8	Michael Broad Fort Lauderdale, Fla. Nova	Sr.	OF	R/R
9	Tyler Palmer Pembroke Pines, Fla. University	Jr.	INF	R/R
10	Alex San Juan Miami, Fla. Christopher Columbus	Sr.	C	R/R
14	Esteban Tresgallo Guaynabo, Puerto Rico Colegio Marista	Soph.	INF	R/R
16	AJ Salcines Miami, Fla. Florida Christian	Jr.	LHP	L/L
17	Christopher Barr Royal Palm Beach, Fla. Royal Palm Beach	Fr.	1B/OF	L/L
18	Chris Diaz Florida City, Fla. Gulliver Prep	Soph.	LHP	L/L
19	David Thompson Miami, Fla. Westminster Christian	Fr.	1B/OF	R/R
22	Javi Salas Coral Gables, Fla. Christopher Columbus	Jr.	RHP	R/R
24	Grant Heyman Pittsford, N.Y. Pittsford-Sutherland	Fr.	OF	L/R
27	Brad Fieger Naples, Fla. Naples	Jr.	INF	R/R
28	Jace Herrera Apopka, Fla. Wekiva	R-Fr.	RHP	R/R
30	Andrew Suarez Miami, Fla. Christopher Columbus	R-Fr.	LHP	L/L
31	Sam Abrams Miami, Fla. Killian	R-Soph.	RHP	R/R
32	Adam Sargent Miami, Fla. Palmetto Senior	Jr.	RHP	R/R
34	Ryan Otero Coral Gables, Fla. Ransom Everglades	R-Fr.	RHP	R/R
36	Dale Carey Marietta, Ga. Wheeler	Jr.	OF	R/R
37	Eric Nedeljkovic Folsom, Calif. Sierra College	Sr.	RHP	R/R
40	Garrett Kennedy Davie, Fla. Archbishop McCarthy	Soph.	C	L/R
41	Ricky Eusebio Homestead, Fla. Gulliver Prep	Fr.	OF	R/R
42	Edgard Michelangeli Miami, Fla. Florida Christian	Fr.	INF	R/R
43	Thomas Woodrey Lighthouse Point, Fla. Cardinal Gibbons	Fr.	LHP	L/L
45	Vince Kossak Lake Worth, Fla. Trinity Christian	Sr.	RHP	R/R
46	John Lawroski Ocala, Fla. Birmingham Southern	R-Soph.	INF	R/R
47	Enrique Sosa Panama City, Panama Academia Interamericana de Panama	Fr.	RHP	R/R
51	Brandon Lopez Miramar, Fla. American Heritage	Fr.	SS	R/R
52	Eric Whaley Pompano Beach, Fla. Cardinal Gibbons	Sr.	RHP	R/R
55	Frank Grandinette Orlando, Fla. Boone	Fr.	RHP	R/R
77	Bryan Radziewski Miami, Fla. Florida Christian	Jr.	LHP	L/L

QUICK FACTS

THE UNIVERSITY

Name of School	University of Miami
City, State, Zip	Coral Gables, FL, 33146
Founded	1925
Enrollment	15,629
Nickname	Hurricanes
School Colors	Orange (1665), Green (3435) & White
Mascot	Sebastian the Ibis
Ballpark	Alex Rodriguez Park at Mark Light Field
Capacity	4,999
Affiliation	NCAA Division I
Conference	Atlantic Coast
President	Dr. Donna E. Shalala
Director of Athletics	Blake James
Ticket Office	(305) 284-2263
Athletics Website	HurricaneSports.com

PROGRAM HISTORY

First Year of Baseball	1940
All-Time Record	2,397-977-18 (.707)
Years in College World Series/Last	23/2008
College World Series Record	47-38 (.553)
National Championships	4
*1982, 1985, 1999, 2001	
Years in NCAA Regional/Last	41/2012
NCAA Regional Record	116-41 (.739)
Years in NCAA Super Regional/Last	10/2010
NCAA Super Regional Record	14-10
Last Postseason Opponent	Missouri State/2012 Coral Gables Regional
Result	Lost, 12-2

TEAM INFORMATION

2012 Overall Record	36-23
2012 Home Record	25-10
ACC Home Record	10-5
2012 Away Record	9-9
ACC Away Record	6-9
2012 Neutral Site Record	2-4
ACC Record/Finish	16-14/3rd (Coastal)
2012 Postseason Record	2-4
ACC Tournament	2-2
NCAA Coral Gables Regional	0-2

COACHING STAFF

Head Coach	Jim Morris Alma Mater Elon, '73
Overall Record (Yrs.)	1,390-611-4 (32)
Record at UM (Yrs.)	886-344-3 (20)
Assistant Coach/Hitting	Gino DiMare Alma Mater Miami, '98
Assistant Coach/Pitching	J.D. Arteaga Alma Mater Miami, '02
Volunteer Coach	Lou Palmisano Alma Mater Broward College, '03

Director of Operations	Robert "G.M." McDaniel
Associate Athletic Trainer	Kenny Johnson

ATHLETIC COMMUNICATIONS

Assistant Director of Communications / Baseball	Camron Ghorbi Office Cell
	c.ghorbi@miami.edu (305) 284-3230 786) 877-7329

3 JIM MORRIS 2001, 1999 & 1994 COACH OF THE YEAR • 2008 ACC COACH OF THE YEAR



In his 20th season at Miami, no other program nor head coach, has qualified for the College World Series as much as Morris and his Hurricanes. Miami, which has qualified for the NCAA Tournament an NCAA-record 41 consecutive years, has made it to Omaha in 11 of Morris' 19 seasons in Coral Gables. Morris set an NCAA record for guiding a program to the CWS in each of his first six years at UM. In addition, Morris won a record 13 consecutive NCAA Regionals from 1994-2006.

- Morris has directed the Hurricanes to a 886-344-3 (.720) mark since arriving in 1994. Including his 12 seasons at Georgia Tech (1982-93), Morris has forged a 1,390-611-4 (.694) Division I record in 31+ years as a head coach. Overall, Morris has been the head coach at the collegiate level for 34 seasons, spending the first four at DeKalb (Ga.) C.C. (now Georgia Perimeter College) from 1976-79, and has recorded a 1,520-650-4 (.700) mark
- In addition to carrying on Miami's great baseball reputation in the last 19 years, Morris personally led the charge in the construction of Alex Rodriguez Park, and logged hundreds of hours raising funds for the stadium project.

MORRIS IS A REGIONAL REGULAR

- Jim Morris earned his 29th consecutive NCAA regional bid in 2013 when he guided the Canes to a No. 2 seed in the Louisville Regional at Jim Patterson Stadium. He has led Miami to a regional in each of his 20 seasons (1994-2013), winning 15 of his last 19 appearances. The 13 consecutive regional championships (94-06) was an NCAA record. He also went to nine straight regionals from 1985-93 with Georgia Tech. Additionally, Miami has advanced to nine Super Regionals under Morris.
- Affectionately known as "3" by those surrounding the UM program, Morris led the 2012 Hurricanes to their 40th-straight NCAA Tournament. Five players from the 2012 team were selected in last year's Major League Baseball Draft: E.J. Encinosa, Eric Erickson, Steven Ewing, Peter O'Brien and Stephen Perez.

MORRIS IN 35th SEASON AS A COLLEGE COACH

- Morris currently has a 1,390-611-4 (.694) record at the Division I level. As a head coach overall, he has compiled a 1,520-650-4 (.700) record over 30-plus years.
- Jim Morris notched his milestone 1,000th win against his former school, Georgia Tech, with a 16-13 win on April 4, 2004. Thirteen days later, he notched win No. 500 at Miami with a 7-3 win against Florida State on April 17. Morris' 1,000th win as a head coach, including four years at DeKalb Junior College, came in a 5-3 win over Northeastern on March 23, 2001.
- Morris entered 2013 as the fifth-winningest active coach in Division I baseball history with 1,354 wins. His impressive win total ranks him No. 12 all-time for any coach, regardless of division.
- Including his time at DeKalb C.C., Morris won his 1,500th game as a head coach in Miami's 4-1 upset of No. 1 North Carolina on March 15, 2013 in Chapel Hill, N.C.



JIM MORRIS MAKING HISTORY

- The only coach in NCAA history to take a school to the College World Series in each of his first six years at a program. Morris has gone to Omaha with Miami in 11 of 19 seasons and led the Canes to 13 straight NCAA Regional Championships, an NCAA record.
- Named National Coach of the Year five times while at Miami by Baseball America in 1994 and by the ABCA and Collegiate Baseball in 1999 and 2001.

HONORS AND AWARDS

- 2008 Atlantic Coast Conference Coach of the Year
- 2006 Federal Bureau of Investigation (FBI) Citizens Academy
- 2005 Recipient of the Iron Arrow - The highest honor bestowed upon a person by the University of Miami
- 2005 Elected to Orange Bowl Committee Board
- 2004 Golden Key Honor Society
- 2003 Inducted into the University of Miami Athletics Hall of Fame
- 2001 College World Series Champion
- 2001 Collegiate Baseball National Coach of the Year
- 2001 ABCA National and Regional Coach of the Year
- 1999 College World Series Champion
- 1999 Collegiate Baseball National Coach of the Year
- 1999 ABCA National and Regional Coach of the Year
- 1999 Inducted into Georgia Tech Athletics Hall of Fame
- 1998 ABCA Atlantic Region Coach of the Year
- 1997 ABCA Atlantic Region Coach of the Year
- 1996-2001 NCAA Rules Committee Member



TOURNAMENT TIME...

- With their selection to the Louisville Regional, the Miami Hurricanes extended their college baseball record to **41 consecutive years** with an appearance in the postseason. Miami, who earned a No. 2 seed in the 64-team field, **has not missed the NCAA Division I Baseball Championship since 1972.**

- The Hurricanes own an **all-time record of 116-41 (.739)** in the Regional round, including an 0-2 finish in the Coral Gables Regional in 2012. Miami's **all-time mark in the postseason** stands at an impressive **177-89 (.665).**

- Miami will be **entering unfamiliar territory at Jim Patterson Stadium** for the the first round of the postseason. The Hurricanes **have not faced any of their Regional foes since 2007** (Louisville), and have never played a game in Louisville, Ky.

- The Hurricanes boast an **18-5 all-time advantage against opponents in their Regional**, including a flawless 13-0 series record over fourth-seeded Bowling Green. Miami leads third-seeded Oklahoma State by a narrow 4-3 margin in the all-time series, while host Louisville (1-2) has taken two of three head-to-head contests.

IN THE BOOKS...

- The Miami Hurricanes wrapped up the 2013 regular season with a **series victory over visiting Georgia Tech**, winning two of three games against the Yellow Jackets at Alex Rodriguez Park.

- With two wins against the Jackets, the Hurricanes **surpassed their win total from the 2012 regular season (34)** and clinched their ninth straight berth in the ACC Championship.

- Entering 'Selection Monday,' the Hurricanes' **schedule was ranked the toughest in the nation** by *WarrenNolan.com* - a key factor in their **No. 19** mark in Rating Percentage Index (RPI).

- The Hurricanes went **1-2 in their three Pool A games at the 2013 ACC Championship.** Miami dropped matchups with first-seeded North Carolina and fourth-seeded NC State, but **won its finale against No. 18 Clemson** by a commanding 7-0 final score.

- With their win over the fifth-seeded Tigers at Durham Bulls Athletic Park, the **Hurricanes equaled their overall win total** from the 2012 season (36).

PRACTICE FOR THE POSTSEASON...

- A number of current Hurricanes have extensive postseason experience entering their weekend trip to Louisville, Ky. **Michael Broad leads the team** with seven career NCAA tournament starts, while **Brad Fieger** and **Dale Carey** are tied for second-most (six).

- As a freshman in the 2011 Gainesville Regional, **Bryan Radziewski delivered a quality start** in a 6-3 win over Jacksonville. His final line: 6.2 IP, 7 H, 3 ER, 5 BB, 7 K's. The start marks his **only NCAA Championship appearance** to date.

- Senior RHP Eric Whaley, who delivered a win in his final regular season home start against Georgia Tech (May 16), **has three career starts and four NCAA postseason appearances** since 2010. He has logged 14.1 innings across those four outings, allowing eight earned runs (5.02 ERA) with 11 combined strikeouts and one walk.

- Friday's projected starter LHP **Chris Diaz** has only **one career postseason appearance** - a 2012 relief outing in a 10-2 loss to **Stony Brook** in the **Coral Gables Regional.** Diaz surrendered four hits and two runs (one earned) and struck out two batters in 1.1 innings.

The Hurricanes in 2013

Overall	36-23
ACC Record	14-16
Home	27-10
Away	8-11
Neutral	1-2
Day	10-11
Night	26-12
vs. Left-hander	12-10
vs. Right-hander	24-13
In February	9-0
In March	11-11
In April	9-7
In May	7-5
In June	0-0
On Monday	0-0
On Tuesday	3-1
On Wednesday	8-2
On Thursday	1-1
On Friday	8-6
On Saturday	10-6
On Sunday	6-7
1-Run games	8-4
2-Run games	8-4
3-Run games	3-3
4-Run games	3-1
5+ Run games	14-11
In Extra Innings	2-2
Shutouts	8-3
Game 1 of a series	9-5
Game 2 of a series	9-5
Game 3 of a series	6-9
Scoring 0-2 runs	3-14
Scoring 3-5 runs	13-7
Scoring 6-9 runs	1-1
Scoring 10+ runs	3-0



2013 FINAL ACC REGULAR SEASON STANDINGS...

ATLANTIC	Record	Conf	Winning %
Florida State	44-11-0	20-10	.800
N.C. State	42-13-0	19-10	.764
Clemson	39-17-0	18-12	.696
Maryland	30-25-0	11-19	.545
Wake Forest	28-27-0	9-20	.509
Boston College	12-40-0	4-25	.231

COASTAL	Record	Conf	Winning %
North Carolina	47-8-0	21-7	.855
Virginia	45-9-0	22-8	.833
Virginia Tech	35-19-0	15-14	.648
Georgia Tech	33-23-0	15-15	.589
Miami	35-21-0	14-16	.625
Duke	26-29-0	9-21	.473

LAST TEN QUALITY STARTS...

Name	Opponent	Date	Decision
Bryan Radziewski	Boston College	4/27	W
Andrew Suarez	Boston College	4/28	ND
Chris Diaz	St. John's	5/3	W
Bryan Radziewski	St. John's	5/4	W
Andrew Suarez	St. John's	5/5	ND
Chris Diaz	Wake Forest	5/10	W
Bryan Radziewski	Wake Forest	5/11	ND
Chris Diaz	Georgia Tech	5/17	W
Chris Diaz	N.C. State	5/24	L
Bryan Radziewski	Clemson	5/25	W

GAMEWINNING HITS/RBI...

Date	Opponent	Player	Hit	Inn.	Final
2/16	Rutgers	Kennedy	1B	B-9	5-4
2/16	Rutgers	Carey	3B	B-1	4-1
2/17	Rutgers	Mack	G/O	B-3	7-0
2/20	FAU	Fieger	1B	T-11	5-4
2/22	Milwaukee	Thompson	2B	B-1	6-1
2/23	Milwaukee	Thompson	2B	B-1	6-1
2/24	Milwaukee	Carey	HR	B-6	7-6
2/26	St. Thomas	Hernandez	1B	B-9	5-4
2/27	Barry	Kennedy	1B	B-2	5-1
3/1	Florida	Thompson	1B	T-9	3-2
3/5	Maine	Lopez	1B	B-2	6-2
3/6	UCF	Thompson	HR	B-1	5-0
3/10	Duke	Mack	1B	B-3	5-3
3/13	Illinois State	San Juan	1B	B-1	9-2
3/15	North Carolina	Hernandez	1B	T-5	4-1
3/19	Columbia	Mack	1B	B-1	9-6
3/20	Columbia	Lopez	G/O	B-8	6-4
3/22	Virginia Tech	Mack	3B	B-3	11-9
3/23	Virginia Tech	Barr	3B	B-5	2-0
3/30	Virginia	Fieger	1B	T-1	4-3
4/6	Florida State	Mack	1B	B-1	6-0
4/10	Stetson	Mack	1B	B-3	8-2
4/12	Maryland	Lopez	1B	T-13	1-0
4/13	Maryland	Thompson	HR	T-2	5-3
4/18	B-CU	Palmer	SF	B-4	6-1
4/20	Clemson	Hernandez	1B	B-5	2-1
4/21	Clemson	Mack	2B	B-1	7-0
4/24	FAU	Lopez	1B	B-7	6-4
4/27	Boston College	Carey	2B	T-2	5-0
5/3	St. John's	Carey	E5	B-2	12-3
5/4	St. John's	Mack	3B	B-5	4-2
5/5	St. John's	Palmer	1B	B-7	6-4
5/10	Wake Forest	Fieger	G/O	T-1	8-3
5/16	Georgia Tech	Thompson	2B	B-1	8-3
5/17	Georgia Tech	Thompson	1B	B-1	11-7
5/25	Clemson	Fieger	2B	T-1	7-0



STARTING OFF STRONG...

• Sophomore **Chris Diaz** impressed in his first season in the weekend rotation, **delivering a team-best 13 quality starts in 15 chances** this season. The Florida City, Fla., ended the regular season ranked second in the ACC in ERA (1.58) and innings pitched (96.2).

• Over his **last eight starts** dating back to an April 5 outing against Florida State, **Diaz has allowed just eight earned runs over 57.1 innings**, good for a dominant **1.26 ERA** over that stretch.

• **Bryan Radziewski** and **Andrew Suarez** have each been recognized with ACC Pitcher of the Week honors for complete game-shutout performances. Last time out, Radziewski rebounded with **eight shutout innings** against **No. 18 Clemson** in Durham, N.C.

• Entering the first round of the NCAA Championship, Radziewski (1.49, second), Diaz (1.75, fourth) and Suarez (3.71, No. 25) **all rank in the top 25 in ERA** among all qualifying conference pitchers.

PITCHER PERFECT...

• Junior **Bryan Radziewski** was added to the 60-man midseason watch list for the 2013 Golden Spikes Award, annually honoring the top college baseball player in the nation. He was also named to the **2013 All-ACC First Team**, his first career All-ACC selection.

• Senior closer **Eric Nedeljkovic** was added to the midseason watch list for the **NCBWA Stopper of the Year Award**. The Folsom, Calif., native ended the regular season ranked first in the Atlantic Coast Conference with 13 saves.

• Sophomore Chris Diaz was named a semifinalist for the inaugural **Gregg Olson Award**, honoring college baseball's "Breakout Player of the Year."

GETTING DEFENSIVE...

• Boosted by its 2013 recruiting class, Miami's infield defense has been one of the brightest spots of the season. The Hurricanes finished the regular season **ranked sixth in the ACC at .970%**.

• The Hurricanes' 2013 infield features four newcomers: freshmen David Thompson & Christopher Barr on the corners, junior second baseman Alex Hernandez and freshman shortstop Brandon Lopez. Junior Brad Fieger completes the cast of regulars.

• The impressive play of the Hurricanes infield has been the catalyst for a majority of the team's **57 double plays - the second-most** turned by any team in the conference.

• Boosted by a strong season from sophomore catcher Garrett Kennedy, Miami has **allowed just 32 stolen bases this season - the second-fewest** of any team in the conference.

HEATING UP...

• No Hurricane enters the first round of the postseason hotter than **David Thompson**, who is hitting **.389 over his last ten games**. Over that span, the freshman leads the team with **14 hits, 13 runs, five doubles, three homeruns, 11 RBI and 28 total bases**. He has **reached base in 25 consecutive games**.

• Freshman shortstop **Brandon Lopez** has reached base in **nine consecutive games** (one short of his career high), while junior first baseman **Brad Fieger** has reached in **12 straight games**.

• Every Miami starter **had at least one hit against No. 18 Clemson last time out** at Durham Bulls Athletic Park in the team's 2013 ACC Championship finale.

Miami in the NCAA Championship Single-Game Highs

Most Runs	22 (May 24, 1985 vs. Princeton)
Most Hits	24 (May 24, 1985 vs. Princeton)
Most Homeruns	8, twice
Most Total Bases	46 (May 21, 1998 vs. BGSU)
Margin of Victory	16, twice

Remembering "The Wizard of College Baseball"


The Hurricanes dedicated the 2013 season in memory of former head coach Ron Fraser, who passed away before the season after a battle with Alzheimer's Disease.

Miami has taken special steps to remember "The Wizard of College Baseball," who helped guide the Hurricanes to over 1,200 wins and two national championships in his storied 30-year tenure as head coach.

During a special tribute night against Milwaukee on Feb. 23, head coach Jim Morris called for the "Grand Illusion," a trick play for which Fraser became instantly famous after the 1982 College World Series. A new outfield banner portraying the legendary coach was also unveiled by Fraser's wife Karen, his three daughters and five grandchildren during the game.

The Hurricanes are wearing patches in remembrance of Fraser; #1 patches adorn the right breast of each and every jersey, while #1 decals have been placed on the back of each player's batting helmet.

A commemorative home plate painted on the field with the number 1, Fraser's retired jersey number, remained all season. Fraser is one of 11 former Hurricanes players and coaches to have had their numbers immortalized.



HOMERUN TRACKER ...

Player	Number	Date	Opponent
Thompson	#1	Feb. 20	@ Florida Atlantic
Carey	#1	Feb. 24	Milwaukee
San Juan	#1	March 1	@ Florida
Kennedy	#1	March 3	@ Florida
Thompson	#2	March 6	UCF
Broad	#1	April 3	Bethune-Cookman
Hernandez	#1	April 6	Florida State
Thompson	#3	April 13	@ Maryland
Thompson	#4	May 10	@ Wake Forest
Lopez	#1	May 10	@ Wake Forest
Thompson	#5	May 12	@ Wake Forest
Kennedy	#2	May 12	@ Wake Forest
Thompson	#6	May 17	Georgia Tech







HITTING / OFFENSIVE LEADERS ...

Category	Player	Average/Total
<i>Batting Average</i>	Chantz Mack	.297
<i>Slugging Percent.</i>	David Thompson	.471
<i>On Base Percent.</i>	Chantz Mack	.433
<i>Runs Scored</i>	Chantz Mack	42
<i>Hits</i>	Alex Hernandez	59
<i>At Bats</i>	Alex Hernandez	213
<i>Doubles</i>	Alex Hernandez	16
<i>Triples</i>	Chantz Mack	3
<i>Homeruns</i>	David Thompson	6
<i>Runs Batted In</i>	David Thompson	43
<i>Total Bases</i>	David Thompson	81
<i>Walks</i>	Chantz Mack	37
<i>Hit By Pitch</i>	Chantz Mack	11
<i>Stolen Bases</i>	Chantz Mack	14
<i>Games Played</i>	C. Mack/A. Hernandez	59
<i>Games Started</i>	C. Mack/A. Hernandez	59

PITCHING LEADERS ...

Category	Player	Average/Total
<i>ERA (starter)</i>	Bryan Radziewski	1.49
<i>ERA (reliever)</i>	Eric Nedeljkovic	1.37
<i>Wins</i>	Bryan Radziewski	9
<i>Appearances</i>	AJ Salcines	27
<i>Innings Pitched</i>	Chris Diaz	102.2
<i>Games Started</i>	Chris Diaz	15
<i>Complete Games</i>	Bryan Radziewski	2
<i>Saves</i>	Eric Nedeljkovic	13
<i>Hits Allowed</i>	Chris Diaz	98
<i>Earned Runs All.</i>	Andrew Suarez	33
<i>Walks Allowed</i>	Bryan Radziewski	29
<i>Strikeouts</i>	Bryan Radziewski	101
<i>Homeruns Allowed</i>	Andrew Suarez	4

LOUISVILLE REGIONAL - SERIES HISTORY...

 	 	 
<p>#2 miami HURRICANES (36-23, 14-16 ACC) vs. #3 oklahoma state COWBOYS (39-17, 13-10 BIG 12)</p> <p>Friday, May 31, 2013 Game One: 2 p.m. Jim Patterson Stadium Louisville, Ky.</p> <p>All-Time Series:..... Miami leads, 4-3 Last Time vs. OSU:..... Miami lost, 3-9 February 11, 2011 (Coral Gables, Fla.) UM vs. OSU in NCAA Tourney:Miami leads, 2-1 Last Time vs. OSU in NCAA's:..... Miami won, 6-2 May 31, 1986 (Omaha, Neb.)</p>	<p>#2 miami HURRICANES (36-23, 14-16 ACC) vs. #1 louisville CARDINALS (46-12, 20-4 BIG EAST)</p> <p>Louisville (Ky.) Regional Jim Patterson Stadium Louisville, Ky.</p> <p>All-Time Series:..... Louisville leads, 2-1 Last Time vs. UL:..... Miami lost, 7-8 June 3, 2007 (Columbia, Mo.) UM vs. UL in NCAA Tourney: Louisville leads, 2-0 Last Time vs. UL in NCAA's:..... Miami lost, 7-8 June 3, 2007 (Columbia, Mo.)</p>	<p>#2 miami HURRICANES (36-23, 14-16 ACC) vs. #4 bowling green state FALCONS (24-29, 13-14 MAC)</p> <p>Louisville (Ky.) Regional Jim Patterson Stadium Louisville, Ky.</p> <p>All-Time Series:..... Miami leads, 13-0 Last Time vs. BGSU: Miami won, 21-6 May 21, 1998 (Coral Gables, Fla.) UM vs. BGSU in NCAA Tourney:Miami leads, 1-0 Last Time vs. BGSU in NCAA's:..... Miami won, 21-6 May 21, 1998 (Coral Gables, Fla.)</p>

POSTSEASON NUMBERS - CAREER ACC CHAMPIONSHIP/NCAA CHAMPIONSHIP STATISTICS...

Pos.	#	Player	GP-GS	AVG.	AB	R	H	2B	3B	HR	RBI	BB	SB
1B	27	Brad Fieger	16-16	.241	58	6	14	6	0	1	13	7	1-1
		NCAA Championship	6-6	.318	22	4	7	3	0	1	5	3	0-0
		ACC Championship	10-10	.194	36	2	7	3	0	0	8	4	1-1
2B	7	Alex Hernandez	3-3	.100	10	1	1	0	0	0	1	1	0-0
		ACC Championship	3-3	.100	10	1	1	0	0	0	1	1	0-0
SS	51	Brandon Lopez	3-3	.182	11	0	2	0	0	0	0	1	0-0
		ACC Championship	3-3	.182	11	0	2	0	0	0	0	1	0-0
3B	19	David Thompson	3-3	.300	10	2	3	1	0	0	1	1	0-0
		ACC Championship	3-3	.300	10	2	3	1	0	0	1	1	0-0
LF	9	Tyler Palmer	3-3	.214	14	0	3	0	0	0	0	0	1-2
		ACC Championship	3-3	.214	14	0	3	0	0	0	0	0	1-2
CF	36	Dale Carey	16-16	.264	53	11	14	4	0	1	5	7	2-3
		NCAA Championship	6-6	.159	19	4	3	1	0	0	2	3	0-0
		ACC Championship	10-10	.324	34	7	11	3	0	1	3	4	2-3
RF	2	Chantz Mack	18-10	.308	39	10	12	3	1	2	9	7	4-5
		NCAA Championship	8-3	.200	15	2	3	0	0	1	3	1	0-1
		ACC Championship	10-7	.375	24	8	9	3	1	1	6	6	4-4
C	40	Garrett Kennedy	9-9	.207	29	1	6	0	0	0	1	4	0-0
		NCAA Championship	2-2	.000	6	0	0	0	0	0	0	0	0-0
		ACC Championship	7-7	.261	23	1	6	0	0	0	1	4	0-0
DH	10	Alex San Juan	1-1	.333	3	0	1	0	0	0	0	0	0-0
		ACC Championship	1-1	.333	3	0	1	0	0	0	0	0	0-0
OF	8	Michael Broad	14-14	.300	50	8	15	2	0	5	9	4	2-2
		NCAA Championship	7-7	.375	24	5	9	2	0	2	5	3	1-1
		ACC Championship	7-7	.231	26	3	6	0	0	3	4	1	1-1

PITCHER PROFILES

31 • SAM ABRAMS RHP

- R/R • 5-9 • 160 • So. • Miami, Fla.
- Returned to the team in 2013 after a one-year hiatus
- Provides a different look out of the pen with sidearm delivery
- Local product, who carried a perfect 4.0 GPA at nearby Killian

CAREER STATISTICS

YEAR	ERA	W-L	APP	IP	H	R	ER	BB	SO	B/AVG
2013	10.80	0-0	3	1.2	1	2	2	2	2	.200
2011	3.72	0-0	7	9.2	9	5	4	4	5	.243

CAREER 4.76 0-0 10 11.1 10 7 6 6 7

CAREER HIGHS

Innings: 3.2 (March 4, 2011 vs. Florida)
 Hits: 2, four times
 Earned Runs: 4 (March 26, 2011 vs. Georgia Tech)
 Strikeouts: 2, twice

4 • ALEX FERNANDEZ RHP

- R/R • 5-9 • 180 • So. • Southwest Ranches, Fla.
- Made the permanent move to the mound after serving as both a pitcher and infielder as a freshman in 2012
- Registered nine appearances on the hill in 2012, finishing with a 2-0 record and a 2.84 ERA
- Struck out four batters across 6.1 combined innings of relief, allowing two earned runs in 2012

CAREER STATISTICS

YEAR	ERA	W-L	APP	IP	H	R	ER	BB	SO	B/AVG
2013	9.00	0-0	9	10.0	9	11	10	7	8	.237
2012	2.84	2-0	9	6.1	7	2	2	5	4	.318

CAREER 6.71 2-0 18 16.1 16 13 12 12 12

CAREER HIGHS

Innings: 3.0, twice
 Hits: 3 (March 12, 2013 vs. Illinois State)
 Earned Runs: 5 (March 16, 2013 vs. North Carolina)
 Strikeouts: 3 (Feb. 27, 2013 vs. Barry)

28 • JACE HERRERA RHP

- R/R • 6-4 • 210 • R-Fr. • Apopka, Fla.
- Five-year letterman at Wekiva High (2007-2011)
- Selected by the Red Sox in the 36th round of the 2011 Draft
- Missed 2012 while recovering from Tommy John surgery

CAREER STATISTICS

YEAR	ERA	W-L	APP	IP	H	R	ER	BB	SO	B/AVG
2013	1.59	0-0	5	5.2	9	3	1	2	2	.346

CAREER HIGHS

Innings: 2.0 (March 16, 2013 vs. North Carolina)
 Hits: 3 (March 16, 2013 vs. North Carolina)
 Earned Runs: 1 (May 18, 2013 vs. Georgia Tech)
 Strikeouts: 1, twice

45 • VINCE KOSSAK RHP

- R/R • 6-0 • 186 • Sr. • Lake Worth, Fla.
- Transferred to Miami in 2012 from Palm Beach State College
- Served as a primary long relievers in his first season at Miami
- Factors as one of the team's key right-handed relievers in 2013

YEAR-BY-YEAR STATISTICS

YEAR	ERA	W-L	APP	IP	H	R	ER	BB	SO	B/AVG
2013	8.80	0-0	10	15.1	24	15	15	8	13	.364
2012	7.71	0-0	8	11.2	12	10	10	5	7	.255

CAREER 8.33 0-0 18 27.0 36 25 25 13 20

CAREER HIGHS

Innings: 3.0, twice
 Hits: 4, three times
 Earned Runs: 5 (March 12, 2013 vs. Illinois State)
 Strikeouts: 3, three times

37 • ERIC NEDELJKOVIC RHP

- R/R • 6-0 • 175 • Sr. • Folsom, Calif.
- Has allowed just four runs in 25 appearances this season
- Allowed only five runs in 2012, the fewest among bullpen regulars
- Finished the 2013 regular season leading the ACC in saves (13)
- Named to 2013 NCBWA Stopper of the Year Watch List

YEAR-BY-YEAR STATISTICS

YEAR	ERA	W-L	APP	IP	H	R	ER	BB	SO	B/AVG
2013	1.42	2-2	25	26.1	18	4	4	4	30	.188
2012	1.78	0-1	29	25.1	27	10	5	6	18	.284

CAREER 1.57 2-3 54 51.2 45 14 9 10 48

CAREER HIGHS

Innings: 2.1 (Feb. 20, 2013 vs. FAU)
 Hits: 3, twice
 Earned Runs: 2, twice
 Strikeouts: 4 (Feb. 24, 2013 vs. Milwaukee)

34 • RYAN OTERO RHP

- R/R • 6-3 • 185 • R-Fr. • Coral Gables, Fla.
- Attended Ransom Everglades School in nearby Coconut Grove
- During his senior season, batted .426 with four HR's & 31 RBI

YEAR-BY-YEAR STATISTICS

YEAR	ERA	W-L	APP	IP	H	R	ER	BB	SO	B/AVG
2013	13.50	0-0	4	3.1	4	7	5	5	2	.267

CAREER HIGHS

Innings: 1.0, three times
 Hits: 3 (March 29, 2013 vs. Virginia)
 Earned Runs: 3 (March 12, 2013 vs. Illinois State)
 Strikeouts: 1, twice

16 • AJ SALCINES LHP

- L/L • 6-0 • 202 • Jr. • Miami, Fla.
- 2013 Preseason All-America Third Team (NCBWA)
- 2013 NCBWA Stopper of the Year Preseason Watch List
- Named 2012 Team MVP after a dominant sophomore season
- Ranked second on the team with seven saves in 2012
- Tied for the Atlantic Coast Conference lead in appearances (39)
- Registered the lowest ERA on the entire pitching staff (1.40)

CAREER STATISTICS

YEAR	ERA	W-L	APP	IP	H	R	ER	BB	SO	B/AVG
2013	7.36	3-3	27	29.1	35	27	24	14	30	.294
2012	1.40	3-0	39	38.2	26	10	6	11	44	.193
2011	5.27	1-0	18	27.1	33	18	16	13	27	.306

CAREER 4.34 7-3 84 95.1 94 55 46 38 101

CAREER HIGHS

Innings: 4.0 (March 23, 2011 vs. Florida Gulf Coast)
 Hits: 5 (March 30, 2013 vs. Virginia)
 Earned Runs: 4 (March 30, 2013 vs. Virginia)
 Strikeouts: 4, twice

32 • ADAM SARGENT RHP

- R/R • 5-11 • 180 • Jr. • Miami, Fla.
- Served as one of the team's top arms out of the bullpen in 2012, finishing with a 2.81 ERA in 27 appearances.
- Was slowed by tightness for most of this season, but played in Miami's game one win over St. John's (May 3)

CAREER STATISTICS

YEAR	ERA	W-L	APP	IP	H	R	ER	BB	SO	B/AVG
2013	4.50	0-0	4	2.0	2	4	1	4	2	.250
2012	2.81	0-2	27	25.2	28	11	8	13	24	.267
2011	4.40	2-2	29	30.2	25	16	15	15	25	.227

CAREER 3.70 2-4 60 58.1 55 31 24 32 51

CAREER HIGHS

Innings: 3.0 (February 24, 2011 vs. Appalachian State)
 Hits: 5 (April 30, 2012 vs. Virginia)
 Earned Runs: 4 (April 13, 2011 vs. Barry)
 Strikeouts: 3, four times

47 • ENRIQUE SOSA RHP

- 5-9 • 180 • Fr. • Panama City, Panama
- Enrolled as a freshman before the start of the spring semester
- Attended Academia Interamericana de Panama in his native Panama City

CAREER STATISTICS

YEAR	ERA	W-L	APP	IP	H	R	ER	BB	SO	B/AVG
2013	6.43	0-0	5	7.0	8	5	5	6	3	.296

CAREER HIGHS

Innings: 2.2 (March 12, 2013 vs. Illinois State)
 Hits: 3 (March 9, 2013 vs. Duke)
 Earned Runs: 2, twice
 Strikeouts: 2 (March 12, 2013 vs. Illinois State)

52 • ERIC WHALEY RHP

- 6-3 • 190 • Sr. • Pompano Beach, Fla.
- 2012 All-ACC Championship Team
- 2012 Preseason All-America Third Team (Louisville Slugger)
- Served as a starter in the weekend rotation for the second consecutive season in 2012
- Led all starters with a 2.68 ERA, the third-lowest figure of any member of the pitching staff
- Delivered 12 quality starts on the year in 14 chances in 2012

CAREER STATISTICS

YEAR	ERA	W-L	GS	APP	IP	H	R	ER	BB	SO	B/AVG
2013	4.50	3-1	3	35.2	42	21	18	11	26	.288	
2012	2.68	4-4	14	90.2	95	37	27	20	63	.270	
2011	2.70	7-5	16	93.1	81	36	28	22	82	.233	
2010	4.28	5-1	4	48.1	46	27	23	17	51	.258	

CAREER 3.20 19-11 37 270.0 264 121 96 70 222

43 • THOMAS WOODREY LHP

- 6-3 • 190 • Fr. • Lighthouse Point, Fla.
- Has served as one of the team's primary long relievers in 2013
- Four-year letterman at nearby Cardinal Gibbons
- Earned First-Team All-Broward recognition as a senior in 2012
- Totaled 22 wins over his four seasons of high school

CAREER STATISTICS

YEAR	ERA	W-L	APP	IP	H	R	ER	BB	SO	B/AVG
2013	2.82	4-0	17	38.1	30	16	12	14	26	.213

CAREER HIGHS

Innings: 8.0 (March 5, 2013 vs. Maine)
 Hits: 7 (Feb. 20, 2013 vs. FAU)
 Earned Runs: 3 (Feb. 20, 2013 vs. FAU)
 Strikeouts: 5 (Feb. 20, 2013 vs. FAU)



HITTER PROFILES

17 • CHRISTOPHER BARR 1B

- L/R • 6-1 • 180 • Fr. • Royal Palm Beach, Fla.
- Earned his first career start in the finale against Duke (March 10)
- Hit .405 with 30 stolen bases his senior year of high school
- Well-known for his glove and defensive prowess, he earned First Team All-Area distinction from the *Palm Beach Post* in 2012

CAREER STATISTICS

YEAR	AVG	GP-GS	AB	H	R	2B	3B	HR	RBI
2013	.222	52-26	108	24	27	1	1	0	6

INDIVIDUAL GAME HIGHS

At-bats: 5, three times
 Runs: 2, three times
 Hits: 3 (March 13, 2013 vs. Illinois State)
 RBI: 2 (April 10, 2013 vs. Stetson)

8 • MICHAEL BROAD OF

- R/R • 5-10 • 196 • Sr. • Fort Lauderdale, Fla.
- Moved from the infield to the outfield for his senior season
- Belted four homeruns in 2012, including two grand slams, while adding 30 RBI's, good for fourth-most on the team

CAREER STATISTICS

YEAR	AVG	GP-GS	AB	H	R	2B	3B	HR	RBI
2013	.255	34-28	98	25	12	4	0	1	15
2012	.243	54-48	173	42	28	10	1	4	30
2011	.248	39-32	125	31	20	8	2	3	21
2010	.343	51-39	143	49	33	7	3	7	28

CAREER .272 177-147 539 147 93 29 6 15 94

INDIVIDUAL GAME HIGHS

At-bats: 7 (April 3, 2011 vs. Boston College)
 Runs: 3, two times
 Hits: 3, five times
 RBI: 5, two times

36 • DALE CAREY OF

- R/R • 6-2 • 184 • Jr. • Marietta, Ga.
- Saw action in every game but one as a sophomore in 2012, recording 58 starts during his sophomore season
- Well-known for defensive range and prowess in centerfield
- Recorded 214 at-bats and 58 hits as a sophomore, good for second-most on the team in both categories

CAREER STATISTICS

YEAR	AVG	GP-GS	AB	H	R	2B	3B	HR	RBI
2013	.206	54-46	136	28	22	5	2	1	12
2012	.271	58-58	214	58	42	11	2	2	20
2011	.271	58-44	155	42	30	8	0	1	24

CAREER .253 170-148 505 128 94 24 4 4 56

INDIVIDUAL GAME HIGHS

At-bats: 6, twice
 Runs: 3, four times
 Hits: 3, five times
 RBI: 3, three times

41 • RICKY EUSEBIO OF

- R/R • 5-10 • 175 • Fr. • Homestead, Fla.
- Serves as one of the team's fastest and best defensive outfielders
- Earned *Rawlings All-American* Honorable Mention recognition as a senior in 2012
- Hit .430 with 4 homeruns, 20 RBI, and 20 stolen bases his senior season at Gulliver Prep

CAREER STATISTICS

YEAR	AVG	GP-GS	AB	H	R	2B	3B	HR	RBI
2013	.223	46-23	94	21	14	3	0	0	8

INDIVIDUAL HIGHS

At-bats: 5, twice
 Runs: 2, twice
 Hits: 2, twice
 RBI: 3 (March 22, 2013 vs. Virginia Tech)

27 • BRAD FIEGER 1B

- R/R • 6-1 • 193 • Jr. • Naples, Fla.
- Made the switch across the diamond from third to first midseason
- Finished as the only player to start every game of the season in 2012, ranking first on the team with 59 starts
- Hit .295 as a soph., recording the second-highest average in 2012
- Led team w/66 H, 224 ABs, 14 2B's and 92 total bases in 2012

CAREER STATISTICS

YEAR	AVG	GP-GS	AB	H	R	2B	3B	HR	RBI
2013	.287	53-52	167	48	14	13	0	0	32
2012	.295	59-59	224	66	29	14	0	4	39
2011	.280	61-60	225	63	28	14	0	2	29

CAREER .288 173-171 616 177 71 41 0 6 100

INDIVIDUAL GAME HIGHS

At-bats: 7, twice
 Runs: 3 (April 29, 2011 vs. Florida Gulf Coast)
 Hits: 4, twice
 RBI: 5 (March 13, 2013 vs. Illinois State)

0 • ROGER GONZALEZ C

- S/R • 5-9 • 195 • Fr. • Miami, Fla.
- Three year letterman at Florida Christian, where he helped lead the team to three district titles
- First Team All-Dade selection as a senior, batting .457 with 5 homers and 31 RBI
- Batted .456 with 5 homeruns and 35 RBI as a junior

CAREER STATISTICS

YEAR	AVG	GP-GS	AB	H	R	2B	3B	HR	RBI
2013	.316	27-4	38	12	2	2	0	0	5

INDIVIDUAL GAME HIGHS

At-bats: 4, three times
 Runs: 1 (March 12, 2013 vs. Illinois State)
 Hits: 2 (March 12, 2013 vs. Illinois State)
 RBI: 2 (May 17, 2013 vs. Georgia Tech)

7 • ALEXANDER HERNANDEZ 2B

- R/R • 5-8 • 170 • Jr. • West Palm Beach, Fla.
- One of two Hurricanes to play in all 59 games (Chantz Mack)
- Transferred to Miami after two seasons at Palm Beach State
- Has locked down second base, having impressed both defensively and offensively this fall and spring
- Four year letterman at Palm Beach Central, where the team was district champions in three of his four years there

CAREER STATISTICS

YEAR	AVG	GP-GS	AB	H	R	2B	3B	HR	RBI
2013	.277	59-59	213	59	40	16	0	1	31

INDIVIDUAL GAME HIGHS

At-bats: 5, seven times
 Runs: 3, twice
 Hits: 3, twice
 RBI: 3 (May 5, 2013 vs. St. John's)

24 • GRANT HEYMAN OF

- L/R • 6-4 • 200 • Fr. • Pittsford, N.Y.
- Recorded his first career hit and RBI in the team's 7-0 shutout over Rutgers in the opening series finale
- Selected in the 11th round of the 2012 Draft by Toronto
- Four-year letterman in baseball, basketball and football
- *Rawlings* National High School Gold Glove Award recipient

CAREER STATISTICS

YEAR	AVG	GP-GS	AB	H	R	2B	3B	HR	RBI
2013	.175	24-8	40	7	2	1	1	0	5

INDIVIDUAL GAME HIGHS

At-bats: 4, three times
 Runs: 1, twice
 Hits: 2 (March 9, 2013 vs. Duke)
 RBI: 1, five times

40 • GARRETT KENNEDY C

- L/R • 6-1 • 200 • So. • Davie, Fla.
- Paced the team with three hits in the 2013 ACC Championship
- Recorded a two-run walk-off single on Opening Day bottom nine
- Belted his second career homerun Sunday against Wake (5/12)
- Saw increased action late in 2012 due to a midseason hand injury suffered by fellow backstop Peter O'Brien

CAREER STATISTICS

YEAR	AVG	GP-GS	AB	H	R	2B	3B	HR	RBI
2013	.272	42-36	114	31	15	3	0	2	13
2012	.165	40-31	85	14	6	0	0	0	4

CAREER .214 82-67 199 55 21 3 0 2 17

INDIVIDUAL GAME HIGHS

At-bats: 5 (March 28, 2012 vs. St. Thomas)
 Runs: 2 (April 21, 2013 vs. Clemson)
 Hits: 2, seven times
 RBI: 2, three times

51 • BRANDON LOPEZ SS

- R/R • 6-1 • 170 • Fr. • Miramar, Fla.
- Drafted in the 34th round by Toronto in the 2012 MLB Draft after a standout career at nearby American Heritage
- Has started 55 of 59 games this season at shortstop, missing just four due to injury suffered in pregame batting practice vs. UVA
- Was rated the nation's 12th-best freshman by *Baseball America*

CAREER STATISTICS

YEAR	AVG	GP-GS	AB	H	R	2B	3B	HR	RBI
2013	.251	56-55	171	43	17	1	0	1	14

INDIVIDUAL GAME HIGHS

At-bats: 5 (May 5, 2013 vs. St. John's)
 Runs: 2 (March 10, 2013 vs. Duke)
 Hits: 3, four times
 RBI: 4 (May 11, 2013 vs. Wake Forest)

2 • CHANTZ MACK OF

- L/L • 6-0 • 205 • Sr. • Homestead, Fla.
- 2012 All-ACC Championship Team
- Leads the team in most statistical hitting categories
- Saw his role dramatically increase as a junior in 2012
- Finished the year 3rd with a .289 AVG and 2nd with .399 OBP

CAREER STATISTICS

YEAR	AVG	GP-GS	AB	H	R	2B	3B	HR	RBI
2013	.297	59-59	195	58	42	10	3	0	27
2012	.289	55-45	166	48	24	5	2	1	33
2011	.232	58-36	138	32	21	6	0	3	16
2010	.192	19-3	26	5	5	1	0	0	0

CAREER .272 191-143 525 143 92 22 5 4 76

INDIVIDUAL GAME HIGHS

At-bats: 5, 11 times
 Runs: 3, three times
 Hits: 3, five times
 RBI: 3, six times

9 • TYLER PALMER OF

- R/R • 5-11 • 189 • Jr. • Pembroke Pines, Fla.
- Started at four different positions in his first season at Miami, including first base, third base, right field and designated hitter
- Transferred to Miami after spending his freshman season at UF

CAREER STATISTICS

YEAR	AVG	GP-GS	AB	H	R	2B	3B	HR	RBI
2013	.252	45-33	131	33	19	2	0	0	6
2012	.250	46-44	152	38	30	8	0	4	20

CAREER .251 91-77 283 71 49 10 0 4 26

INDIVIDUAL GAME HIGHS

At-bats: 6 (April 7, 2012 vs. North Carolina)
 Runs: 3, twice
 Hits: 3, twice
 RBI: 3 (Feb. 26, 2012 vs. Albany)

HITTER PROFILES

10 • ALEX SAN JUAN

C

• R/R • 5-11 • 200 • Sr. • Miami, Fla.

- Has served as one of the team's most important hitters in 2013
- Notched his first career RBI and multihit game vs. Rutgers (2/17)
- Cranked his first career homerun, a two-run no doubter, in Miami's 3-2 win over in-state rival Florida March 1
- Transferred to Miami after two seasons at Miami-Dade College

CAREER STATISTICS

YEAR	AVG	GP-GS	AB	H	R	2B	3B	HR	RBI
2013	.279	54-52	183	51	16	5	1	1	18
2012	.167	9-6	24	4	1	1	0	0	0

CAREER	.266	63-58	207	55	17	6	1	1	18
---------------	------	-------	-----	----	----	---	---	---	----

INDIVIDUAL GAME HIGHS

At-bats: 5 (Feb. 20, 2013 vs. FAU)

Runs: 2, twice

Hits: 4 (April 17, 2013 vs. Bethune-Cookman)

RBI: 2, three times

19 • DAVID THOMPSON

3B

• R/R • 6-2 • 207 • Fr. • Miami, Fla.

- Has reached base in 25 straight games, the longest of any player
- Dual sport athlete at Miami, where he is a QB on football roster
- Homered twice in the team's series with Wake Forest
- Has made the switch to third base, where he played in high school
- Entering postseason, leads the team in HR's (six) and RBI's (43)
- Four year letterman in baseball and football at nearby Westminster Christian - also a quarterback on the Hurricanes' football team

CAREER STATISTICS

YEAR	AVG	GP-GS	AB	H	R	2B	3B	HR	RBI
2013	.285	49-48	172	49	21	14	0	6	43

INDIVIDUAL GAME HIGHS

At-bats: 5, five times

Runs: 3 (May 17, 2013 vs. Georgia Tech)

Hits: 2, 14 times

RBI: 5 (May 17, 2013 vs. Georgia Tech)



HOME FIELD: ALEX RODRIGUEZ PARK at MARK LIGHT FIELD

Renovations to Alex Rodriguez Park were thanks in large part to a \$3.9 million contribution by the New York Yankees' third baseman. The official announcement of his gift was made on Oct. 10, 2002.

Alex Rodriguez Park took form in a three-phase process:

- Phase I called for seating modifications, new dugouts, new stadium lighting and utility infrastructure and new restrooms.
- Phase II entailed renovating below the grandstand area and adding new concession areas.
- The final phase included adding a new clubhouse, weight room, training room, meeting room, video room and academic area. In addition, a new press box – along with four VIP suites – have been built atop the grandstand. This past offseason, addition seating was added down both lines while a new scoreboard was constructed in left field.




MAJOR DONOR LIST

Alex Rodriguez
 Paul & Swanee DiMare and Family
 Huizenga Family Foundation
 Nelson and Tillie Lancione
 Judi and Robert Newman
 Thomas Adams
 James Klotz
 Frank Russo
 Lois Kerr
 Henry Burnett
 Mr. & Mrs. Gino DiMare
 The Herald Family
 Jeronimo Esteve

ROOM NAMING RIGHTS

The Huizenga Family Ticket Tower and Box Office
 Tillie and Nelson Lancione Press Box
 Judi and Robert Newman Computer/Academic Room
 Tommy Adams Baseball Coaches Locker Room
 FMS Bonds, Inc. UM Players Locker Room
 Frank M. Russo Weight Room
 Lois Kerr Home Team Dugout



STARTING PITCHER NOTES...



18 CHRIS DIAZ

- Soph. • LHP • L/L • 6-0, 195 lbs. • Florida City, Fla.
- Combines a good fastball with arguably the best breaking ball of any pitcher on staff
 - Fastball sits in upper 80's to low 90's, and also boasts an impressive knuckle-curve, change-up, and pickoff move
 - Will be making his 18th career start for the Hurricanes against Oklahoma State

YEAR-BY-YEAR STATISTICS

YEAR	ERA	W-L	GS	IP	H	R	ER	BB	SO	B/AVG
2013	1.75	6-5	15	102.2	98	29	20	22	68	.258
2012	4.18	2-1	2	32.1	35	17	15	13	20	.287
CAREER	2.33	8-6	17	135.0	133	46	35	35	88	

Sophomore (2013)...

- Ended regular season ranked among conference leaders in a number of key pitching categories, including ERA (1.58, second) and innings pitched (96.2, second)...
- Has delivered 13 quality starts in 15 chances this season...
- Guided Hurricanes to a series-clinching win over Georgia Tech (May 17) in his final regular season start, scattering eight hits and three earned runs over seven innings...
- Fell in back-to-back 1-0 decisions against Clemson (April 19) and Boston College (April 26), matching a career-long with eight innings in each loss...
- Made his first start of the season against Rutgers (Feb. 16), going six innings and allowing five hits and allowing one unearned run, striking out five batters...
- Went a then-career high seven innings against Florida, allowing zero runs but finishing with a no decision...
- Got tagged for a career-high 11 hits against Duke (March 8)...
- Matched a then-career best performance against No. 1 UNC, going seven innings and allowing just one earned run in delivering the Tar Heels their first loss of 2013...

Freshman (2012)...

- Served as one of the team's key arms out of the bullpen in his first year as a Hurricane, registering 23 appearances...
- Made two starts on the year, finishing with a 4.18 ERA and a 2-1 record...
- Struck out 20 batters in 32.1 innings of work while walking 13 batters...

High School/Prep...

- Played for Javi Rodriguez at Gulliver Prep...
- Earned Miami Herald All-Dade First Team honors after going 7-2 on the mound with a 1.82 ERA and 63 strikeouts in his sophomore year...
- Went 8-2 with 2.45 era and 66 strikeouts in his senior year, leading his team to the regional finals and earning Miami Herald All-Dade First Team...

Personal...

Son of Domitila Diaz... Majoring in Criminology with a minor in Sports Management... Has one sister (Jazmine) and one brother (Robert)..

CAREER HIGHS

Innings: 8.0, four times
Hits: 11, March (8, 2013 vs. Duke)
Earned Runs: 4 (March 13, 2012 vs. Illinois State)
Strikeouts: 7, three times



77 BRYAN RADZIEWSKI

- Jr. • LHP • L/L • 5-10, 195 lbs. • Miami, Fla.
- Named to 2013 All-ACC First Team
 - Earned Baseball America Freshman All-American honors in 2011 after serving as team's No. 1 starter
 - Missed nearly all of 2012 after season-ending shoulder surgery

CAREER STATISTICS

YEAR	ERA	W-L	GS	IP	H	R	ER	BB	SO	B/AVG
2013	1.49	9-2	13	84.2	49	19	14	29	101	.174
2012	3.08	2-0	5	26.1	24	10	9	14	21	.250
2011	3.35	9-2	16	91.1	87	48	34	37	92	.252
CAREER	2.47	20-5	34	204.1	160	77	57	80	215	

Junior (2013)...

- Earned First-Team All-ACC honors after stellar regular season campaign...
- Named to Golden Spikes Award midseason watch list by USA Baseball on May 2...
- Delivered eight shutout innings of No. 18 Clemson last time out in Durham, N.C...
- Ranks near the top of nearly every statistical category in the conference, including ERA (1.49, second), strikeouts (101, third) and opp. batting average (.174, first)...
- Recorded his third double-digit strikeout game against Wake (May 11)
- Struck out a then-career high 11 batters in a March 6 win over UCF...
- Earned ACC Pitcher of the Week honors for a historic start against Virginia Tech (March 23), where he struck out 16 batters in a complete game shutout...
- His 96 punchouts are the third-most in the conference, and he has held opponents to a measly .175 batting average, the best mark of any pitcher in the ACC.

Sophomore (2012)...

- Recorded five starts before missing the rest of the year to season-ending surgery...
- Finished with a 2-0 record and a 3.08 ERA in his limited action...

Freshman (2011)...

- Named to the 2011 Baseball America Freshman All-America Second Team...
- Finished the 2011 campaign with a team-leading nine wins, amassing a 9-2 record with a team third-lowest 3.35 earned run average...
- Started a team-high matching 16 games for the Hurricanes, including becoming the first freshman in more than 20 years to start a season-opener on the hill...
- Led the Atlantic Coast Conference in runners picked off (10), tied for fifth in starts (16), tied for eighth in wins (9) and was 10th in batters struck out (92)..

High School/Prep...

- Played under head coach Ernie Padron at Florida Christian School...
- Finished his prep career with a record of 28-6 on the mound...
- On the mound, finished the year with 107 strikeouts and an 8-2 record, holding an ERA of 0.87...

Personal...

- Parents are Lilly and Paul Radziewski...Has an older brother, Kyle...

CAREER HIGHS

Innings: 9.0 (March 23, 2013 vs. Virginia Tech)
Hits: 9, twice
Earned Runs: 5, twice
Strikeouts: 16 (March 23, 2013 vs. Virginia Tech)

STARTING PITCHER NOTES...



30 ANDREW SUAREZ

Soph. • LHP • L/L • 6-0, 205 lbs. • Miami, Fla.

• Ranks as the Hurricanes' highest-drafted player, having been selected in the ninth round of the 2011 MLB Draft by the Toronto Blue Jays...

• Freshman campaign was cut short by season-ending shoulder surgery...

• Named ACC Pitcher of the Week on April 22...

CAREER STATISTICS

YEAR	ERA	W-L	APP	IP	H	R	ER	BB	SO	B/AVG
2013	3.71	3-5	14	80.0	88	42	33	19	53	.285
2012	19.29	0-0	2	2.1	6	5	5	1	1	.462

CAREER 3.47 3-5 16 82.1 94 47 38 20 54

Sophomore (2013)...

- Named ACC Pitcher of the Week for a series-clinching complete game shutout of then-No. 12 Clemson (April 21)...
- Made his first career start against Rutgers (Feb. 17), pitching five strong innings to help the team clinch a three-game sweep...
- Struck out three Scarlet Knights batters in the win, scattering five hits while allowing zero runs...
- Earned his first collegiate victory against Milwaukee (Feb. 24), striking out a career-high five batters while allowing five hits and two earned runs...
- Picked up his first loss of the season at Florida (March 3), going a season-low 2.2 innings while getting tagged for five runs...
- Delivered three consecutive quality starts against Duke, UNC and Virginia Tech, including 6.2 innings against the Hokies (March 24)...

Freshman (2012)...

- Missed nearly the entire season rehabbing from surgery...
- Started and pitched three impressive innings against the Miami Marlins in the team's stadium-opening exhibition at Marlins Park...

High School/Prep...

- Played at Christopher Columbus High School under head coach Joe Weber...
- Played club league for the Florida Legends and coaches Angel Herrera and Carlos Marts...
- As a senior, helped Columbus to an 18-7 record...
- Tossed 34 complete innings, striking out 58 and collecting an ERA of 1.65 and a record of 5-3 on the campaign...
- Named All-Dade County First Team...
- First Team All-Dade and FHSAA Class 6-A Pitcher of the Year...

Personal...

Majoring in Criminology... Parents are Yoaris and Jose Suarez... Has three siblings - Jose, Kevin and Unisis...

CAREER HIGHS

Innings: 9.0 (April 21, 2013 vs. Clemson)

Hits: 11 (May 23, 2013 vs. North Carolina)

Earned Runs: 7 (May 23, 2013 vs. North Carolina)

Strikeouts: 7, twice

2013 SCHEDULE (36-23, 14-16 ACC)

DATE	OPPONENT	TIME/RESULT
2/15	Rutgers	W, 5-4
2/16	Rutgers	W, 4-1 (7 inn.)
2/17	Rutgers	W, 7-0
2/20	at Florida Atlantic	W, 5-4 (11 inn.)
2/22	Milwaukee	W, 6-1
2/23	Milwaukee	W, 6-1
2/24	Milwaukee	W, 7-6
2/26	Saint Thomas	W, 5-4
2/27	Barry	W, 5-1
3/1	at Florida	W, 3-2
3/2	at Florida	L, 4-6
3/3	at Florida	L, 3-6
3/5	Maine	W, 6-2
3/6	Central Florida	W, 5-0
3/8	Duke*	L, 2-4
3/9	Duke*	L, 2-9
3/10	Duke*	W, 5-3
3/12	Illinois State	L, 17-6
3/13	Illinois State	W, 9-2
3/15	at North Carolina*	W, 4-1
3/16	at North Carolina*	L, 2-14
3/17	at North Carolina*	L, 1-4
3/19	Columbia	W, 9-6
3/20	Columbia	W, 6-4
3/22	Virginia Tech*	W, 11-9
3/23	Virginia Tech*	W, 2-0
3/24	Virginia Tech*	L, 5-8 (10 inn.)
3/27	Florida Atlantic	L, 1-6
3/29	at Virginia*	L, 4-15
3/30	at Virginia*	L, 1-8
3/31	at Virginia*	W, 4-3
4/3	Bethune-Cookman	L, 3-5
4/5	Florida State*	L, 2-4
4/6	Florida State*	W, 6-0
4/7	Florida State*	L, 1-5
4/10	Stetson	W, 8-2
4/12	at Maryland*	W, 1-0 (13 inn.)
4/13	at Maryland*	W, 5-3
4/14	at Maryland*	L, 2-7
4/17	Bethune-Cookman	W, 6-1
4/19	Clemson*	L, 0-1
4/20	Clemson*	W, 2-1
4/21	Clemson*	W, 7-0
4/24	Florida Atlantic	W, 6-4
4/26	at Boston College*	L, 0-1
4/27	at Boston College*	W, 5-0
4/28	at Boston College*	L, 2-3 (11 inn.)
5/3	St. John's	W, 12-3
5/4	St. John's	W, 4-2
5/5	St. John's	W, 6-4
5/10	at Wake Forest*	W, 8-3
5/11	at Wake Forest*	L, 4-5
5/12	at Wake Forest*	L, 3-9
5/16	Georgia Tech*	W, 8-3
5/17	Georgia Tech*	W, 11-7
5/18	Georgia Tech*	L, 1-10
5/23	North Carolina &	L, 10-0
5/24	NC State &	L, 1-7
5/25	Clemson &	W, 7-0



**2013 University of Miami Baseball
Game Results for Miami Hurricanes (as of May 29, 2013)
(All games)**



Date	Opponent	Score	Inns	Overall	ACC	Pitcher of record	Attend	Time
Feb 16, 2013	RUTGERS UNIVERSITY-1	w 5-4	9	1-0-0	0-0-0	A Salcines (W 1-0)	2787	2:52
Feb 16, 2013	RUTGERS UNIVERSITY-2	w 4-1	7	2-0-0	0-0-0	J Salas (W 1-0)	2981	2:07
Feb 17, 2013	RUTGERS UNIVERSITY	w 7-0	9	3-0-0	0-0-0	A Suarez (W 1-0)	2795	2:28
Feb 20, 2013	at Florida Atlantic	w 5-4 (11)	9	4-0-0	0-0-0	Nedeljkovic (W 1-0)	1074	3:53
Feb 22, 2013	MILWAUKEE PANTHERS	w 6-1	9	5-0-0	0-0-0	C Diaz (W 1-0)	2777	2:26
Feb 23, 2013	MILWAUKEE PANTHERS	w 6-1	9	6-0-0	0-0-0	J Salas (W 2-0)	2980	2:51
Feb 24, 2013	MILWAUKEE PANTHERS	w 7-6	9	7-0-0	0-0-0	Gradinette (W 1-0)	2507	2:49
Feb 26, 2013	ST. THOMAS BOBCATS	w 5-4	9	8-0-0	0-0-0	A Salcines (W 2-0)	2391	9:18
Feb 27, 2013	BARRY UNIVERSITY	w 5-1	9	9-0-0	0-0-0	T Woodrey (W 1-0)	2422	2:35
Mar 01, 2013	at Florida Gators	w 3-2	9	10-0-0	0-0-0	Nedeljkovic (W 2-0)	3412	3:08
Mar 02, 2013	at Florida Gators	L 4-6	9	10-1-0	0-0-0	A Salcines (L 2-1)	3899	3:16
Mar 03, 2013	at Florida Gators	L 3-6	9	10-2-0	0-0-0	A Suarez (L 1-1)	3786	3:01
Mar 05, 2013	MAINE BLACK BEARS	w 6-2	9	11-2-0	0-0-0	T Woodrey (W 2-0)	2294	2:45
Mar 06, 2013	UCF KNIGHTS	w 5-0	9	12-2-0	0-0-0	Radziewski (W 1-0)	2232	2:39
* Mar 08, 2013	DUKE BLUE DEVILS	L 2-4	9	12-3-0	0-1-0	C Diaz (L 1-1)	3026	3:05
* Mar 09, 2013	DUKE BLUE DEVILS	L 2-9	9	12-4-0	0-2-0	J Salas (L 2-1)	3030	3:23
* Mar 10, 2013	DUKE BLUE DEVILS	w 5-3	9	13-4-0	1-2-0	A Suarez (W 2-1)	3019	2:55
Mar 12, 2013	ILLINOIS STATE	L 6-17	9	13-5-0	1-2-0	E Whaley (L 0-1)	2242	3:48
Mar 13, 2013	ILLINOIS STATE	w 9-2	9	14-5-0	1-2-0	Radziewski (W 2-0)	2326	2:57
* Mar 15, 2013	at #1 North Carolina	w 4-1	9	15-5-0	2-2-0	C Diaz (W 2-1)	1435	2:46
* Mar 16, 2013	at #1 North Carolina	L 2-14	9	15-6-0	2-3-0	J Salas (L 2-2)	2405	3:17
* Mar 17, 2013	at #1 North Carolina	L 1-4	9	15-7-0	2-4-0	A Salcines (L 2-2)	1225	2:37
Mar 19, 2013	COLUMBIA LIONS	w 9-6	9	16-7-0	2-4-0	E Whaley (W 1-1)	2350	2:52
Mar 20, 2013	COLUMBIA LIONS	w 6-4	9	17-7-0	2-4-0	T Woodrey (W 3-0)	2300	3:05
* Mar 22, 2013	#24 VIRGINIA TECH HOKIES	w 11-9	9	18-7-0	3-4-0	C Diaz (W 3-1)	2428	2:59
* Mar 23, 2013	#24 VIRGINIA TECH HOKIES	w 2-0	9	19-7-0	4-4-0	Radziewski (W 3-0)	3315	2:24
* Mar 24, 2013	#24 VIRGINIA TECH HOKIES	L 5-8 (10)	9	19-8-0	4-5-0	A Salcines (L 2-3)	2576	3:26
Mar 27, 2013	FLORIDA ATLANTIC	L 1-6	9	19-9-0	4-5-0	J Salas (L 2-3)	2603	2:50
* Mar 29, 2013	at #5 Virginia Cavaliers	L 4-15	9	19-10-0	4-6-0	C Diaz (L 3-2)	3299	3:44
* Mar 30, 2013	at #5 Virginia Cavaliers	L 1-8	9	19-11-0	4-7-0	Radziewski (L 3-1)	4258	2:52
* Mar 31, 2013	at #5 Virginia Cavaliers	w 4-3	9	20-11-0	5-7-0	T Woodrey (W 4-0)	2760	3:17
Apr 03, 2013	BETHUNE-COOKMAN	L 3-5	9	20-12-0	5-7-0	J Salas (L 2-4)	2419	2:30
* Apr 05, 2013	#5 FLORIDA STATE	L 2-4	9	20-13-0	5-8-0	Nedeljkovic (L 2-1)	2739	3:08
* Apr 06, 2013	#5 FLORIDA STATE	w 6-0	9	21-13-0	6-8-0	Radziewski (W 4-1)	3642	2:55
* Apr 07, 2013	#5 FLORIDA STATE	L 1-5	9	21-14-0	6-9-0	A Suarez (L 2-2)	2567	2:32
Apr 10, 2013	STETSON HATTERS	w 8-2	9	22-14-0	6-9-0	J Salas (W 3-4)	2367	2:45
* Apr 12, 2013	at Maryland Terrapins	w 1-0 (13)	9	23-14-0	7-9-0	A Salcines (W 3-3)	2015	3:47
* Apr 13, 2013	at Maryland Terrapins	w 5-3	9	24-14-0	8-9-0	Radziewski (W 5-1)	705	3:16
* Apr 14, 2013	at Maryland Terrapins	L 2-7	9	24-15-0	8-10-0	A Suarez (L 2-3)	459	2:45
Apr 17, 2013	BETHUNE-COOKMAN	w 6-1	9	25-15-0	8-10-0	J Salas (W 4-4)	2266	2:47
* Apr 19, 2013	#12 CLEMSON TIGERS	L 0-1	9	25-16-0	8-11-0	C Diaz (L 3-3)	2871	2:21
* Apr 20, 2013	#12 CLEMSON TIGERS	w 2-1	9	26-16-0	9-11-0	Radziewski (W 6-1)	2588	2:38
* Apr 21, 2013	#12 CLEMSON TIGERS	w 7-0	9	27-16-0	10-11-0	A Suarez (W 3-3)	2793	2:22
Apr 24, 2013	FLORIDA ATLANTIC	w 6-4	9	28-16-0	10-11-0	J Salas (W 5-4)	2380	2:45
* Apr 26, 2013	at Boston College	L 0-1	9	28-17-0	10-12-0	C Diaz (L 3-4)	824	2:12
* Apr 27, 2013	at Boston College	w 5-0	9	29-17-0	11-12-0	Radziewski (W 7-1)	1776	2:14
* Apr 28, 2013	at Boston College	L 2-3 (11)	9	29-18-0	11-13-0	A Suarez (L 3-4)	1356	2:54
May 03, 2013	ST. JOHN'S RED STORM	w 12-3	9	30-18-0	11-13-0	C Diaz (W 4-4)	2313	2:58
May 04, 2013	ST. JOHN'S RED STORM	w 4-2	9	31-18-0	11-13-0	Radziewski (W 8-1)	2722	2:45
May 05, 2013	ST. JOHN'S RED STORM	w 6-4	9	32-18-0	11-13-0	E Whaley (W 2-1)	2366	3:09
* May 10, 2013	at Wake Forest	w 8-3	9	33-18-0	12-13-0	C Diaz (W 5-4)	518	2:32
* May 11, 2013	at Wake Forest	L 4-5	9	33-19-0	12-14-0	Nedeljkovic (L 2-2)	846	2:47
* May 12, 2013	at Wake Forest	L 3-9	9	33-20-0	12-15-0	J Salas (L 5-5)	562	2:50
* May 16, 2013	GEORGIA TECH	w 8-3	9	34-20-0	13-15-0	E Whaley (W 3-1)	2487	2:32
* May 17, 2013	GEORGIA TECH	w 11-7	9	35-20-0	14-15-0	C Diaz (W 6-4)	2783	3:12
* May 18, 2013	GEORGIA TECH	L 1-10	9	35-21-0	14-16-0	Radziewski (L 8-2)	2831	2:48
May 23, 2013	vs #3 North Carolina	L 0-10	8	35-22-0	14-16-0	A Suarez (L 3-5)	3492	2:12
May 24, 2013	vs #9 NC State	L 1-7	9	35-23-0	14-16-0	C Diaz (L 6-5)	3372	3:03
May 25, 2013	vs #14 Clemson Tigers	w 7-0	9	36-23-0	14-16-0	Radziewski (W 9-2)	3206	2:51

* = Conference game
() extra inning game



TheUBaseball
MiamiHurricanes



@CanesBaseball
@HurricaneSports



TheUBaseball.com



MiamiHurricanes



2013 University of Miami Baseball
Overall Statistics for Miami Hurricanes (as of May 29, 2013)
(All games Sorted by Batting avg)



Record: 36-23 Home: 27-10 Away: 8-11 Neutral: 1-2 ACC: 14-16

Player	avg	gp-gs	ab	r	h	2b	3b	hr	rbi	tb	slg%	bb	hp	so	gdp	ob%	sf	sh	sb-att	po	a	e	fld%
2 Chantz Mack	.297	59-59	195	42	58	10	3	0	27	74	.379	37	11	33	2	.433	2	5	14-17	111	0	2	.982
27 Brad Fieger	.287	53-52	167	14	48	13	0	0	32	61	.365	16	3	27	3	.349	6	2	2-4	147	60	9	.958
19 David Thompson	.285	49-48	172	21	49	14	0	6	43	81	.471	20	5	29	7	.372	2	2	2-4	171	73	12	.953
10 Alex San Juan	.279	54-52	183	16	51	5	1	1	18	61	.333	15	2	38	6	.338	1	5	5-6	158	16	2	.989
7 Alex Hernandez	.277	59-59	213	40	59	16	0	1	31	78	.366	26	7	27	3	.371	2	8	4-11	107	182	11	.963
51 Brandon Lopez	.251	56-55	171	17	43	1	0	1	14	47	.275	18	2	35	4	.330	0	9	5-7	73	160	12	.951

0 Roger Gonzalez	.316	27-4	38	2	12	2	0	0	5	14	.368	3	1	11	0	.372	1	0	0-0	4	0	0	1.000
40 Garrett Kennedy	.272	42-36	114	15	31	3	0	2	13	40	.351	26	3	23	1	.414	2	0	0-2	252	30	0	1.000
8 Michael Broad	.255	34-28	98	12	25	4	0	1	15	32	.327	11	5	19	1	.360	0	1	2-4	19	0	0	1.000
9 Tyler Palmer	.252	45-33	131	19	33	2	0	0	6	35	.267	10	2	20	2	.313	1	10	11-15	55	12	3	.957
41 Ricky Eusebio	.223	46-23	94	14	21	3	0	0	8	24	.255	12	2	25	2	.318	2	8	8-9	52	2	3	.947
17 Chris Barr	.222	52-26	108	27	24	1	1	0	6	27	.250	22	2	20	1	.364	0	2	7-10	282	24	3	.990
36 Dale Carey	.206	54-46	136	22	28	5	2	1	12	40	.294	14	4	26	2	.297	1	12	12-16	96	3	2	.980
24 Grant Heyman	.175	24-8	40	2	7	1	1	0	5	10	.250	5	4	13	1	.327	0	0	2-2	9	0	0	1.000
46 John Lawroski	.000	15-2	12	2	0	0	0	0	0	0	.000	0	0	6	0	.000	0	1	4-4	8	9	0	1.000
14 Esteban Tresgallo	.000	9-0	7	1	0	0	0	0	2	0	.000	1	2	4	0	.273	1	1	0-0	0	4	1	.800
4 Alexander Fernandez	.000	1-0	0	0	0	0	0	0	0	0	.000	0	0	0	0	.000	0	0	0-0	0	6	0	1.000
Totals	.260	59	1879	266	489	80	8	13	237	624	.332	236	55	356	35	.356	21	66	78-111	1580	692	71	.970
Opponents	.254	59	1975	251	501	91	10	22	225	678	.343	171	37	418	49	.322	22	29	33-65	1529	658	82	.964

LOB - Team (463), Opp (403). DPs turned - Team (57), Opp (52). CI - Team (0), Opp (3). IBB - Team (8), D Thompson 2, B Fieger 2, C Mack 2, A San Juan 1, G Kennedy 1, Opp (5). Picked off - T Palmer 2, B Lopez 2, C Mack 1, A San Juan 1, D Carey 1, C Barr 1, J Lawroski 1, A Hernandez 1, D Thompson 1.

(All games Sorted by Earned run avg)

Player	era	w-l	app	gs	cg	sho	sv	ip	h	r	er	bb	so	2b	3b	hr	b/avg	wp	hp	bk	sfa	sha	
77 Bryan Radziewski	1.49	9-2	14	13	2	2/3	0	84.2	49	19	14	29	101	8	0	1	.174	3	8	0	1	6	
18 Chris Diaz	1.75	6-5	15	15	1	0/1	0	102.2	98	29	20	22	68	11	1	1	.258	3	3	0	2	4	
22 Javi Salas	3.10	5-5	15	11	1	0/0	0	69.2	66	35	24	17	43	12	1	2	.253	0	7	0	4	4	
30 Andrew Suarez	3.71	3-5	14	14	1	1/1	0	80.0	88	42	33	19	53	19	3	4	.285	4	3	0	8	5	

37 Eric Nedeljkovic	1.37	2-2	25	0	0	0/3	13	26.1	18	4	4	4	30	4	0	0	.188	0	2	0	0	0	
28 Jace Herrera	1.59	0-0	5	0	0	0/0	0	5.2	9	3	1	2	2	4	0	1	.346	0	0	0	0	0	
43 Thomas Woodrey	2.82	4-0	17	3	0	0/0	1	38.1	30	16	12	14	26	5	1	2	.213	4	1	1	1	3	
32 Adam Sargent	4.50	0-0	4	0	0	0/0	0	2.0	2	4	1	4	2	1	0	0	.250	2	1	0	0	1	
52 Eric Whaley	4.54	3-1	19	3	0	0/3	0	35.2	42	21	18	11	26	9	3	3	.288	1	2	0	0	2	
55 Frank Gradinette	6.00	1-0	14	0	0	0/1	0	15.0	18	11	10	7	9	2	0	0	.321	0	1	0	1	2	
47 Enrique Sosa	6.43	0-0	5	0	0	0/0	0	7.0	8	5	5	6	3	0	0	0	.296	3	0	0	0	0	
16 Aj Salcines	7.36	3-3	27	0	0	0/2	2	29.1	35	27	24	14	30	10	0	3	.294	1	4	0	1	0	
45 Vince Kossak	8.80	0-0	10	0	0	0/1	0	15.1	24	15	15	8	13	3	1	3	.364	1	1	1	3	0	
4 Alexander Fernandez	9.00	0-0	9	0	0	0/1	0	10.0	9	11	10	7	8	1	0	1	.237	1	3	0	0	2	
31 Sam Abrams	10.80	0-0	3	0	0	0/0	0	1.2	1	2	2	2	2	0	0	0	.200	1	1	0	1	0	
34 Ryan Otero	13.50	0-0	4	0	0	0/0	0	3.1	4	7	5	5	2	2	0	1	.267	1	0	0	0	0	
Totals	3.33	36-23	59	59	5	8/5	16	526.2	501	251	195	171	418	91	10	22	.254	25	37	2	22	29	
Opponents	3.84	23-36	59	59	1	3/2	5	510.1	489	266	218	236	356	80	8	13	.260	44	55	6	21	66	

PB - Team (8), G Kennedy 5, A San Juan 3, Opp (7). Pickoffs - Team (22), Radziewski 8, C Diaz 5, T Woodrey 2, G Kennedy 2, E Whaley 1, J Salas 1, A Fernandez 1, Nedeljkovic 1, A Salcines 1, Opp (11). SBA/ATT - G Kennedy (21-33), A San Juan (10-18), Radziewski (7-13), A Suarez (5-11), J Salas (7-10), C Diaz (0-9), A Salcines (4-6), E Whaley (1-4), T Woodrey (2-4), A Fernandez (3-3), V Kossak (2-2), Gradinette (0-1), Nedeljkovic (1-1).



2013 University of Miami Baseball
Conference statistics for Miami Hurricanes (as of May 29, 2013)
(ACC games only Sorted by Batting avg)



Record: 14-16 Home: 8-7 Away: 6-9 ACC: 14-16

Player	avg	gp-gs	ab	r	h	2b	3b	hr	rbi	tb	slg%	bb	hp	so	gdp	ob%	sf	sh	sb-att	po	a	e	fld%	
19 David Thompson	.272	23-22	81	12	22	5	0	4	18	39	.481	8	3	14	4	.359	0	1	1-1	37	40	7	.917	
7 Alex Hernandez	.265	30-30	113	16	30	8	0	1	15	41	.363	7	2	20	1	.317	1	5	3-3	58	91	6	.961	
2 Chantz Mack	.247	30-30	97	15	24	4	2	0	14	32	.330	20	4	18	1	.393	1	5	9-12	63	0	2	.969	
10 Alex San Juan	.234	29-27	94	5	22	0	0	0	4	22	.234	8	1	24	3	.301	0	1	3-3	86	7	2	.979	
51 Brandon Lopez	.220	28-28	82	8	18	0	0	1	6	21	.256	8	1	16	2	.297	0	8	4-5	30	73	5	.954	
17 Chris Barr	.218	28-19	78	13	17	0	1	0	3	19	.244	11	1	15	0	.322	0	1	4-7	186	16	2	.990	

9 Tyler Palmer	.274	22-16	62	10	17	0	0	0	3	17	.274	5	1	9	1	.338	0	4	6-6	26	4	2	.938	
24 Grant Heyman	.250	10-4	20	0	5	1	1	0	2	8	.400	0	2	6	0	.318	0	0	2-2	3	0	0	1.000	
0 Roger Gonzalez	.240	17-3	25	1	6	1	0	0	5	7	.280	1	1	8	0	.286	1	0	0-0	0	0	0	.000	
40 Garrett Kennedy	.230	21-19	61	7	14	3	0	1	6	20	.328	9	1	14	0	.329	2	0	0-1	143	19	0	1.000	
36 Dale Carey	.224	28-22	67	8	15	2	0	0	7	17	.254	6	2	11	2	.307	0	8	6-10	44	1	0	1.000	
27 Brad Fieger	.219	25-24	73	3	16	3	0	0	9	19	.260	7	1	10	2	.286	3	1	1-1	72	20	6	.939	
8 Michael Broad	.195	15-12	41	5	8	0	0	0	4	8	.195	4	3	10	0	.313	0	0	0-0	12	0	0	1.000	
41 Ricky Eusebio	.156	23-12	45	6	7	2	0	0	4	9	.200	6	1	15	2	.264	1	4	4-4	20	0	0	1.000	
46 John Lawroski	.000	10-2	7	1	0	0	0	0	0	0	.000	0	0	3	0	.000	0	1	4-4	4	4	0	1.000	
14 Esteban Tresgallo	.000	3-0	3	1	0	0	0	0	1	0	.000	1	0	3	0	.200	1	1	0-0	0	2	1	.667	
Totals	.233	30	949	111	221	29	4	7	101	279	.294	101	24	196	18	.319	10	40	47-59	808	329	33	.972	
Opponents	.254	30	1022	140	260	54	5	16	129	372	.364	99	22	229	18	.331	9	14	22-39	807	344	38	.968	

LOB - Team (209), Opp (218). DPs turned - Team (21), Opp (28). CI - Team (0), Opp (3). IBB - Team (4), D Thompson 2, B Fieger 1, A San Juan 1, Opp (5). Picked off - A San Juan 1, B Lopez 1, C Barr 1, C Mack 1, J Lawroski 1, T Palmer 1.

(ACC games only Sorted by Earned run avg)

Player	era	w-l	app	gs	cg	sho	sv	ip	h	r	er	bb	so	2b	3b	hr	b/avg	wp	hp	bk	sfa	sha
77 Bryan Radziewski	1.93	5-2	8	8	2	2/1	0	56.0	34	14	12	22	68	5	0	1	.179	3	7	0	1	4
18 Chris Diaz	2.01	4-4	10	10	1	0/1	0	71.2	70	21	16	11	49	10	1	1	.261	3	3	0	1	2
30 Andrew Suarez	3.09	2-3	9	9	1	1/0	0	55.1	56	24	19	14	37	12	2	4	.263	3	2	0	3	2

52 Eric Whaley	1.80	1-0	8	1	0	0/2	0	15.0	9	3	3	7	7	2	1	0	.167	0	2	0	0	0
28 Jace Herrera	2.45	0-0	3	0	0	0/0	0	3.2	6	1	1	2	0	2	0	1	.375	0	0	0	0	0
37 Eric Nedeljkovic	3.09	0-2	12	0	0	0/1	8	11.2	8	4	4	3	15	3	0	0	.182	0	2	0	0	0
43 Thomas Woodrey	4.50	1-0	8	0	0	0/0	0	14.0	15	11	7	6	10	5	0	1	.273	2	0	1	1	2
34 Ryan Otero	6.00	0-0	3	0	0	0/0	0	3.0	3	4	2	3	2	1	0	1	.231	1	0	0	0	0
16 Aj Salcines	8.15	1-2	15	0	0	0/1	0	17.2	22	17	16	7	18	6	0	3	.297	1	0	0	0	0
22 Javi Salas	11.57	0-3	5	2	0	0/0	0	9.1	17	15	12	5	10	5	1	1	.405	0	1	0	1	1
45 Vince Kossak	12.46	0-0	3	0	0	0/0	0	4.1	8	6	6	4	5	1	0	3	.400	0	1	1	1	0
32 Adam Sargent	13.50	0-0	2	0	0	0/0	0	0.2	1	3	1	2	2	1	0	0	.250	0	1	0	0	0
47 Enrique Sosa	16.20	0-0	2	0	0	0/0	0	1.2	4	3	3	3	1	0	0	0	.500	1	0	0	0	0
55 Frank Grandinette	19.29	0-0	3	0	0	0/0	0	2.1	4	5	5	5	3	0	0	0	.444	0	0	0	0	2
4 Alexander Fernandez	23.14	0-0	5	0	0	0/0	0	2.1	3	7	6	4	2	1	0	0	.273	1	2	0	0	1
31 Sam Abrams	27.00	0-0	1	0	0	0/0	0	0.2	0	2	2	1	0	0	0	0	.000	1	1	0	1	0
Totals	3.74	14-16	30	30	4	5/2	8	269.1	260	140	112	99	229	54	5	16	.254	16	22	2	9	14
Opponents	3.01	16-14	30	30	0	2/2	4	269.0	221	111	90	101	196	29	4	7	.233	13	24	1	10	40

PB - Team (5), G Kennedy 3, A San Juan 2, Opp (2). Pickoffs - Team (11), Radziewski 5, G Kennedy 2, C Diaz 2, T Woodrey 1, A Salcines 1, Opp (6). SBA/ATT - G Kennedy (15-24), A San Juan (6-11), A Suarez (5-10), Radziewski (7-10), C Diaz (0-6), V Kossak (2-2), T Woodrey (1-2), A Salcines (2-2), J Salas (1-2), A Fernandez (2-2), E Whaley (0-1), Nedeljkovic (1-1).



2013 University of Miami Baseball
Miscellaneous Stats for Miami Hurricanes (as of May 29, 2013)
(All games)



Multiple Hit Games	2	3	4	5+	Total
19 David Thompson	17	-	-	-	17
2 Chantz Mack	14	3	-	-	17
7 Alex Hernandez	14	2	-	-	16
27 Brad Fieger	8	3	-	-	11
51 Brandon Lopez	6	4	-	-	10
10 Alex San Juan	8	1	1	-	10
17 Chris Barr	5	1	-	-	6
9 Tyler Palmer	5	1	-	-	6
40 Garrett Kennedy	5	-	-	-	5
36 Dale Carey	5	-	-	-	5
8 Michael Broad	3	1	-	-	4
41 Ricky Eusebio	3	-	-	-	3
0 Roger Gonzalez	1	-	-	-	1
24 Grant Heyman	1	-	-	-	1
TEAM	95	16	1	0	112

Multiple RBI Games	2	3	4	5+	Total
19 David Thompson	8	4	-	1	13
2 Chantz Mack	5	2	-	-	7
27 Brad Fieger	4	1	-	1	6
8 Michael Broad	5	-	-	-	5
51 Brandon Lopez	2	1	1	-	4
7 Alex Hernandez	2	1	-	-	3
36 Dale Carey	1	2	-	-	3
10 Alex San Juan	3	-	-	-	3
40 Garrett Kennedy	1	-	-	-	1
17 Chris Barr	1	-	-	-	1
0 Roger Gonzalez	1	-	-	-	1
41 Ricky Eusebio	-	1	-	-	1
TEAM	33	12	1	2	48

Hitting Streaks	Longest	Current
27 Brad Fieger	14	1
19 David Thompson	9	2
7 Alex Hernandez	9	1
10 Alex San Juan	9	1
8 Michael Broad	7	1
51 Brandon Lopez	7	1
9 Tyler Palmer	5	2
41 Ricky Eusebio	5	-
2 Chantz Mack	5	2
40 Garrett Kennedy	4	1
17 Chris Barr	4	1
0 Roger Gonzalez	4	-
36 Dale Carey	3	1
24 Grant Heyman	2	-

Reached Base Streaks	Longest	Current
19 David Thompson	25	25
27 Brad Fieger	15	12
10 Alex San Juan	14	1
2 Chantz Mack	14	2
7 Alex Hernandez	13	2
9 Tyler Palmer	13	2
17 Chris Barr	13	1
40 Garrett Kennedy	11	1
41 Ricky Eusebio	10	-
36 Dale Carey	10	1
51 Brandon Lopez	10	9
8 Michael Broad	8	1
0 Roger Gonzalez	4	-
24 Grant Heyman	3	-



2013 University of Miami Baseball
 Individual Season/Career Summary for Miami Hurricanes (as of May 29, 2013)
 (All games Sorted by Batting avg)



Record: 36-23 Home: 27-10 Away: 8-11 Neutral: 1-2 ACC: 14-16

Player	SEASON													CAREER												
	Avg	G-GS	AB	R	H	2B	3B	HR	RBI	BB	Hbp	SO	Sb-Att	Avg	G-GS	AB	R	H	2B	3B	HR	RBI	BB	Hbp	SO	Sb-Att
2 Chantz Mack	.297	59-59	195	42	58	10	3	0	27	37	11	33	14-17	.272	191-143	525	92	143	22	5	4	76	96	17	95	28-37
27 Brad Fieger	.287	53-52	167	14	48	13	0	0	32	16	3	27	2-4	.287	173-171	616	71	177	41	0	6	100	51	5	87	6-9
19 David Thompson	.285	49-48	172	21	49	14	0	6	43	20	5	29	2-4	.285	49-48	172	21	49	14	0	6	43	20	5	29	2-4
10 Alex San Juan	.279	54-52	183	16	51	5	1	1	18	15	2	38	5-6	.266	63-58	207	17	55	6	1	1	18	15	2	44	6-8
7 Alex Hernandez	.277	59-59	213	40	59	16	0	1	31	26	7	27	4-11	.277	59-59	213	40	59	16	0	1	31	26	7	27	4-11
51 Brandon Lopez	.251	56-55	171	17	43	1	0	1	14	18	2	35	5-7	.251	56-55	171	17	43	1	0	1	14	18	2	35	5-7

0 Roger Gonzalez	.316	27-4	38	2	12	2	0	0	5	3	1	11	0-0	.316	27-4	38	2	12	2	0	0	5	3	1	11	0-0
40 Garrett Kennedy	.272	42-36	114	15	31	3	0	2	13	26	3	23	0-2	.226	82-67	199	21	45	3	0	2	17	44	3	46	0-3
8 Michael Broad	.255	34-28	98	12	25	4	0	1	15	11	5	19	2-4	.273	178-147	539	93	147	29	6	15	94	67	19	126	19-31
9 Tyler Palmer	.252	45-33	131	19	33	2	0	0	6	10	2	20	11-15	.251	91-77	283	49	71	10	0	4	26	33	9	65	21-28
41 Ricky Eusebio	.223	46-23	94	14	21	3	0	0	8	12	2	25	8-9	.223	46-23	94	14	21	3	0	0	8	12	2	25	8-9
17 Chris Barr	.222	52-26	108	27	24	1	1	0	6	22	2	20	7-10	.222	52-26	108	27	24	1	1	0	6	22	2	20	7-10
36 Dale Carey	.206	54-46	136	22	28	5	2	1	12	14	4	26	12-16	.253	170-148	505	94	128	24	4	4	56	63	17	117	26-37
24 Grant Heyman	.175	24-8	40	2	7	1	1	0	5	5	4	13	2-2	.175	24-8	40	2	7	1	1	0	5	5	4	13	2-2
46 John Lawroski	.000	15-2	12	2	0	0	0	0	0	0	0	6	4-4	.000	15-2	12	2	0	0	0	0	0	0	0	6	4-4
14 Esteban Tresgallo	.000	9-0	7	1	0	0	0	0	2	1	2	4	0-0	.231	58-42	147	23	34	8	1	3	10	21	6	50	3-4
4 Alexander Fernandez	.000	1-0	0	0	0	0	0	0	0	0	0	0	0-0	.000	12-1	10	1	0	0	0	0	2	3	0	6	0-0
Totals	.260	59-59	1879	266	489	80	8	13	237	236	55	356	78-111													
Opponents	.254	59-59	1975	251	501	91	10	22	225	171	37	418	33-65													

Player	SEASON													CAREER												
	ERA	W-L	App	GS	CG	Sho	IP	H	R	ER	BB	SO	SO	ERA	W-L	App	GS	CG	Sho	Sv	IP	H	R	ER	BB	SO
77 Bryan Radziewski	1.49	9-2	14	13	2	2	84.2	49	19	14	29	101		2.54	20-4	35	34	2	2	0	202.1	160	77	57	80	214
18 Chris Diaz	1.75	6-5	15	15	1	0	102.2	98	29	20	22	68		2.33	8-6	38	17	1	0	0	135.0	133	46	35	35	88
22 Javi Salas	3.10	5-5	15	11	1	0	69.2	66	35	24	17	43		3.63	11-10	55	16	1	0	0	146.1	145	83	59	41	104
30 Andrew Suarez	3.71	3-5	14	14	1	1	80.0	88	42	33	19	53		4.15	3-5	17	15	1	1	0	82.1	94	47	38	20	54

37 Eric Nedeljkovic	1.37	2-2	25	0	0	0	13	26.1	18	4	4	30		1.57	2-3	54	0	0	0	17	51.2	45	14	9	10	48
28 Jace Herrera	1.59	0-0	5	0	0	0	5.2	9	3	1	2	2		1.59	0-0	5	0	0	0	0	5.2	9	3	1	2	2
43 Thomas Woodrey	2.82	4-0	17	3	0	0	38.1	30	16	12	14	26		2.82	4-0	17	3	0	0	1	38.1	30	16	12	14	26
32 Adam Sargent	4.50	0-0	4	0	0	0	2.0	2	4	1	4	2		3.70	2-4	60	0	0	0	0	58.1	55	31	24	32	51
52 Eric Whaley	4.54	3-1	19	3	0	0	35.2	42	21	18	11	26		3.22	19-11	79	37	0	0	0	268.0	264	121	96	70	222
55 Frank Grandinette	6.00	1-0	14	0	0	0	15.0	18	11	10	7	9		6.00	1-0	14	0	0	0	0	15.0	18	11	10	7	9
17 Enrique Sosa	6.43	0-0	5	0	0	0	7.0	8	5	5	6	3		6.43	0-0	5	0	0	0	0	7.0	8	5	5	6	3
16 Aj Salcines	7.36	3-3	27	0	0	0	29.1	35	27	24	14	30		3.97	6-3	66	0	0	0	9	68.0	61	37	30	25	74
45 Vince Kossak	8.80	0-0	10	0	0	0	15.1	24	15	15	8	13		7.67	0-0	18	0	0	0	0	27.0	35	25	23	13	20
4 Alexander Fernandez	9.00	0-0	9	0	0	0	10.0	9	11	10	7	8		6.61	2-0	18	0	0	0	0	16.1	16	13	12	12	12
31 Sam Abrams	10.80	0-0	3	0	0	0	1.2	1	2	2	2	2		4.76	0-0	10	0	0	0	0	11.1	10	7	6	6	7
34 Ryan Otero	13.50	0-0	4	0	0	0	3.1	4	7	5	5	2		13.50	0-0	4	0	0	0	0	3.1	4	7	5	5	2
Totals	3.33	36-23	59	59	5	8	16	526.2	501	251	195	418														
Opponents	3.84	23-36	59	59	1	3	5	510.1	489	266	218	236	356													

(All games Sorted by Earned run avg)

