



CONTACT: Amy Woodruff, Assistant Communications Director
 O: (305) 284-3241 | C: (813) 410-1194
 A.Woodruff@miami.edu | @CanesHoops

2012-13 SCHEDULE

DATE	OPPONENT	TV	TIME/SCORE
Nov. 2	St. Leo (Ex.)	Canes All Access	L, 67-69
Nov. 9	Stetson	ESPN3	W, 87-79
Nov. 13	at FGCU	A-Sun TV	L, 51-63
Nov. 16	Jacksonville	FOX Sports South	W, 73-57
Nov. 24	Detroit	ESPN3	W, 77-62
Nov. 28	#13/14 Michigan State!	ESPN	W, 67-59
Dec. 1	at UMass	CBS Sports Network	W, 75-62
Dec. 14	Charlotte	FOX Sports South	W, 77-46
Dec. 18	at UCF	CBS Sports Network	W, 72-50
Diamond Head Classic, Honolulu, Hawai'i			
Dec. 23	Hawai'i	ESPNU	W, 73-58
Dec. 23	#4/5 Arizona	ESPN2	L, 69-50
Dec. 25	Indiana St.	ESPN2	L, 55-57 (OT)
Jan. 2	La Salle	FOX Sports South	W, 76-59
Jan. 5	at Georgia Tech *	ACCN / ESPN3	W, 62-49
Jan. 10	at RV/RV UNC *	ESPN / WatchESPN	W, 68-59
Jan. 13	RV/RV Maryland *	ESPNU / WatchESPN	W, 54-47
Jan. 16	at Boston College *	FOX Sports South / E3	W, 60-59
Jan. 23	No. 1/1 Duke *	ESPN / WatchESPN	W, 90-63
Jan. 27	Florida State *	ESPNU / WatchESPN	W, 71-47
Jan. 30	at Virginia Tech *	FOX Sports South / E3	W, 73-64
Feb. 2	at No. 19/19 NC State *	CBS	W, 79-78
Feb. 5	Boston College *	FOX Sports South / E3	W, 72-50
Feb. 9	North Carolina *	ESPN/WatchESPN	W, 87-61
Feb. 13	at Florida State *	ESPN2/WatchESPN	W, 74-68
Feb. 17	at Clemson *	ESPNU/WatchESPN	W, 45-43
Feb. 19	Virginia *	ESPNU/WatchESPN	W, 54-50
Feb. 23	at Wake Forest *	FOX Sports South/E3	L, 65-80
Feb. 27	Virginia Tech *	FOX Sports South/E3	W, 76-58
March 2	at No. 3/3 Duke *	ESPN/WatchESPN	L, 79-76
March 6	Georgia Tech *	ACCN/ESPN3	L, 69-71
March 9	Clemson *	ACCN/ESPN3	W, 62-49
ACC Tournament, Greensboro, N.C.			
M 15	#8 BC/ #9 GT	ESPN2/ACCN	Noon
M 16	ACC Semifinal	ESPN / ACCN	1 p.m.
M 17	ACC Championship	ESPN / ACCN	1 p.m.

All home games are played at the BankUnited Center
 Game times are ET and subject to change
 * ACC game ! Big Ten/ACC Challenge
 All games can be heard on WQAM 560 and Canes All Access on HurricaneSports.com

UM RADIO - WQAM 560
 Joe Zagacki, play-by-play Josh Darrow, analyst

SOCIAL MEDIA
 Website: HurricaneSports.com
 Twitter: @CanesHoops | @CanesCoachL
 Facebook: /MiamiHurricanes | /MiamiBasketball

MIAMI DIGITAL GUIDE
 Miami is not printing media guides this season. Instead, find the online version at the link below:
<http://theusports.com/mbbguide/pc/>

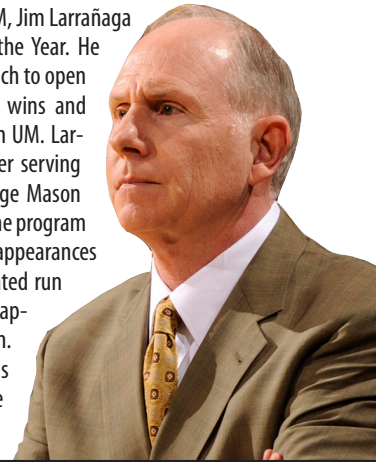
 #1 MIAMI HURRICANES (24-6, 15-3)	 2012-13	 #8 BOSTON COLLEGE EAGLES (15-16, 7-11)*
NATIONAL RANKING 9 / 10		HEAD COACH Steve Donahue Overall: 191-189 At BC: 45-51 (3)
LAST TIME OUT W, 62-49 vs. Clemson		 #9 GEORGIA TECH YELLOW JACKETS (16-14, 6-12)*
LEADERS Scoring per Game Shane Larkin - 13.7 Kenny Kadji - 13.6 Rebounds per Game Reggie Johnson - 7.4 Assists per Game Shane Larkin - 4.4		HEAD COACH Brian Gregory Overall: 199-128 (10) At GT: 27-33 (2) <small>*as of March 13</small>
HEAD COACH Jim Larrañaga Overall: 514-353 (29) At UM: 44-19 (2)		

SETTING THE SCENE

March 15, 2013 | 12 p.m.
 Greensboro, N.C. | Greensboro Coliseum
 TV: ESPN2 | ACC Network | ESPN 3
 Radio: 560 WQAM
 Webcast: WQAM.com

Miami in the ACC Tournament: 7-8

In just his second year at UM, Jim Larrañaga has earned ACC Coach of the Year. He was the first Hurricanes coach to open his Miami career with 20 wins and now has 40+ victories with UM. Larrañaga came to Miami after serving as the head coach at George Mason for 14 seasons. He guided the program to five NCAA tournament appearances – including an unprecedented run to the 2006 Final Four that captured the nation's attention. Following that run, he was selected the 2006 Clair Bee Coach of the Year.



THE GAME

The regular season champion Miami Hurricanes will open the ACC Tournament on Friday, March 15 at noon, facing the winner of Thursday's No. 8 Boston College vs. No. 9 Georgia Tech first round matchup.

THE SERIES VS. BOSTON COLLEGE

Miami is 17-24 all-time against Boston College, with the series dating back to the 1962-63 campaign. The Canes are 9-11 against the Eagles at home, 0-2 at neutral sites and 8-11 on the road. Miami has won the last six matchups.

THE SERIES VS. GEORGIA TECH

Miami is 10-7 all-time against Georgia Tech, with the series dating back to the 1952-53 campaign. The Canes are 5-3 against the Yellow Jackets at home and 5-4 on the road. Miami has won nine of the last 12 meetings after starting the series 1-4.

THE BROADCASTS

Catch the game on ESPN2 with Dave O'Brien, Doris Burke and Allison Williams on the call. Also check out the game on the ACC Network with Tim Brant and Mike Gminski. Florida affiliates for the game are: Jacksonville - FOX 30; Orlando, Daytona Beach, Melbourne - My 65; Panama City - This Panama City (13.2); Tallahassee, Thomasville - FOX 49; West Palm Beach, Ft. Pierce - My 15. Listen to the ACC Tournament games on 560 WQAM Radio with Joe Zagacki (play-by-play) and Josh Darrow (analyst).

THE COACH

Head coach Jim Larrañaga is in his 29th season as a head coach and second at Miami. He has a 514-353 overall record and is 44-19 in his second season at Miami.

THE RANKINGS - RPI/SOS

As of March 11, 2013 Warren Nolan: 4 / 5 Sagarin: 14 / 20 Realtime: 4 / 5 KenPom: 14

2012-13 ROSTER

#	Name	Pos.	Ht.	Wt.	Yr.	Hometown Previous School (s)
0	Shane Larkin	G	5-11	176	So.	Orlando, Fla. Dr. Phillips (Fla.) Cousy, Naismith & Wooden award finalist ... First Team All-ACC ... All-ACC Defensive Team ... Leads ACC in stls, 4th in assists, 14th in scoring.
1	Durand Scott	G	6-5	203	Sr.	The Bronx, N.Y. Rice ACC Defensive PoY ... HM All-ACC ... 25 points, 6 reb, 4 ast vs. No. 1 Duke ... At least 4 assists in 9 outings ... 3rd in ACC in steals, 24th in scoring.
3	Steve Sorenson	G	6-0	151	Fr.	Dallas, Texas Mark's School of Texas Named all-state by Texas Association of Basketball Coaches as a senior ... TABC academic all-state.
4	Trey McKinney Jones	G	6-5	220	Sr.	Milwaukee, Wis. South Milwaukee UMKC Hit multiple 3-pointers in 14 games ... 85.2 FT pct leads UM ... 10 3-pointers in past five outings ... 7 assists vs. MD.
10	Raphael Akpejori	F	6-10	236	Jr.	Lagos, Nigeria Sunrise Christian Academy (Kan.) ACC All-Academic Team ... 11 reb. and six points in 4.8 minutes in ACC games ... Played 13 min. at GT, with two points and four rebounds.
12	Justin Heller	G	6-2	180	Jr.	Boca Raton, Fla. West Boca Raton Community Scored first career points vs. Charlotte on a 17-foot jumper ... Played in seven games in 2011-12, including four ACC matchups.
15	Rion Brown	G	6-6	200	Jr.	Hinesville, Ga. Liberty County Career-best 22 points vs. BC and in home state at GT, where his father was an All-American ... Hit multiple 3s six times.
21	Erik Swoope	F	6-6	233	Jr.	Lake Elsinore, Calif. Harvard-Westlake 26 minutes in past five games after 33 total in other 8 ACC games ... Season-high 23 minutes vs. La Salle: 4 points, 4 rebounds.
23	Tonye Jekiri	C	7-0	227	Fr.	Hialeah, Fla. Champagnat Catholic School 1.7 rebounds and 1.7 points per game in ACC play, 0.9 reb and 0.4 points in non-conference ... At least 2 pts & 2 reb in 10 ACC games.
25	Garrus Adams	G	6-6	195	Sr.	Apex, N.C. Middle Creek Out with right knee injury ... In 19 games last year, averaged 4.5 points, 2.1 rebounds, 0.9 assists and 0.6 steals in 16.9 minutes per game.
35	Kenny Kadji	F/C	6-11	242	Sr.	Douala, Cameroon Pendleton IMG Academy Florida Second Team All-ACC ... Multiple blocked shots in 13 games ... 19.5 ppg and 9.8 rpg in past four games.
42	Reggie Johnson	C	6-10	292	Sr.	Winston-Salem, N.C. Winston-Salem Prep Returned from left thumb fracture Jan. 23 vs. No. 1 Duke ... 5-of-5 FG at FSU ... 15 points at NC State, including tip-in at buzzer for win.
45	Julian Gamble	F/C	6-10	250	Sr.	Durham, N.C. Southern Durham 4 blocks in six games this season ... 16 pts, 4 reb, 2 stl, 1 ast, 4-4 FT at NC State ... 8.9 pts, 7.5 reb, 27.0 min. during R. Johnson injury.

LARRAÑAGA BY THE NUMBERS

1 - Coach Jim Larrañaga is the only ACC coach not at UNC or Duke with a Final Four appearance to his credit.
 4 - In 2006, Coach Jim Larrañaga became the first coach at a mid-major school to take his team to the NCAA Final Four in 27 years.
 7 - Larrañaga is no stranger to the ACC. In his seven seasons as an assistant coach at Virginia, the Cavaliers participated in the NCAA Final Four in 1981 and 1984, won three ACC Championships and finished in the Top 5 of the AP rankings.
 13 - Larrañaga has made 13 postseason appearances in the past 23 years, including five NCAA tournaments.
 29 - Larrañaga is in his 29th year as a head coach and has successfully transitioned two institutions into successful programs: Bowling Green and George Mason.

LARRAÑAGA - WHY MIAMI?

Along with returning to the best basketball conference in the country, Coach L had a few personal reasons for accepting the head coaching job at Miami. Coach's grandfather was from Cuba, where he produced the Larrañaga [lare-en-YAH-ga] cigar. Coach's father was raised in Key West before moving to The Bronx, N.Y., getting married and raising six children. Coach L was raised in The Bronx, but vacationed to Florida as a boy. He also has owned a house in Sarasota - which he bought from Dick Vitale's daughter - for eight years, and three of his siblings have retired to Florida.

COACH L'S FIRST SEASON AT MIAMI

- Most ACC wins since joining the conference (9)
- Tied for fourth in ACC, the highest ACC finish in school history
- Defeated eventual No. 2 & No. 3 NCAA tournament seeds Duke & FSU
- Notched Miami's first win at Cameron Indoor Stadium

COACH L'S SECOND SEASON AT MIAMI

- ACC Regular Season Championship; No. 1 seed at ACCT
- 15-3 record in ACC play
- Ranked No. 2/2 on Feb. 18, 2013
- Defeated No. 1 Duke, 90-63, in Coral Gables
- Defeated No. 13/14 Michigan State in ACC/Big Ten Challenge
- Defeated RV/RV North Carolina at the Dean Smith Center

AWARDS IN 2012-13

Raphael Akpejori

All-ACC Academic Team

Kenny Kadji

ACC Second Team (ASCMA)
All-ACC Second Team - ESPN (Jason King)

Shane Larkin

Bob Cousy Award finalist (top 5)
Naismith Player of the Year candidate (top 30)
Wooden Award finalist (top 15)
Third Team All-American - The Sporting News
USBWA All-District IV Team
ACC First Team (ASCMA)
ACC Defensive Team (ASCMA)
ACC Player of the Year - Sports Illustrated (Seth Davis)
Second Team All-American - ESPN (Jason King)
ACC Player of the Year - ESPN (Jason King)
All-ACC First Team - ESPN (Jason King)
Oscar Robertson National Player of the Week - Feb. 4
ACC Player of the Week - Feb. 4

Durand Scott

ACC Defensive Player of the Year (ASCMA)
ACC Honorable Mention (ASCMA)
ACC Defensive Team (ASCMA)
ACC Player of the Week - Dec. 17
ACC Player of the Week - Jan. 28

Coach Jim Larrañaga

Skip Prosser Man of the Year award finalist
USBWA Coach of the Year - District IV
ACC Coach of the Year (ASCMA)
ACC Coach of the Year - Sports Illustrated (Seth Davis)
ACC Coach of the Year - ESPN (Jason King)
All-Coaches Teams - First Team - ESPN (Jason King)
Dick Vitale Coach of the Week - Jan. 28

PRONUNCIATIONS

Players

1 Durand	dur-RAND
10 Akpejori	AHK-peh-jour-ee
15 Rion	Ryan
23 Tonye Jekiri	Tone-yay Jah-kEEr-EE
25 Garrus	GARY-us
21 Swoope	Swope
35 Kadji	KAHD-gee

Coaches

Larrañaga	LARE-uh-NAY-guh
Huger	HUE-gur
Caputo	Ca-poo-too
Summey	Some-EE

CLASS BREAKDOWN

Seniors

Garrus Adams, Julian Gamble, Reggie Johnson, Kenny Kadji, Trey McKinney Jones, Durand Scott

Juniors

Raphael Akpejori, Rion Brown, Justin Heller, Erik Swoope

Sophomore

Shane Larkin

Freshmen

Tonye Jekiri, Steve Sorenson

GEOGRAPHIC BREAKDOWN

CAMEROON

Douala Kenny Kadji

NIGERIA

Lagos Raphael Akpejori

UNITED STATES

California Erik Swoope

Florida

Justin Heller, Shane Larkin, Tonye Jekiri

Georgia Rion Brown

New York Durand Scott

North Carolina Garrus Adams, Julian Gamble, Reggie Johnson

Texas Steve Sorenson

Wisconsin Trey McKinney Jones

2012-13 ACC STANDINGS

As of March 11, 2013

Miami	15-3	.833	24-6	.800
Duke	14-4	.778	27-4	.871
North Carolina	12-6	.667	22-9	.710
NC State	11-7	.611	22-9	.710
Virginia	11-7	.611	21-10	.677
Florida State	9-9	.500	17-14	.548
Maryland	8-10	.444	20-11	.645
Boston College	7-11	.389	15-16	.484
Georgia Tech	6-12	.333	16-14	.533
Wake Forest	6-12	.333	13-17	.433
Clemson	5-13	.278	13-17	.433
Virginia Tech	4-14	.222	13-18	.419

DID YOU KNOW

The Hurricanes have made at least one trey in 830 of 834 games since the NCAA adopted the 3-point shot in 1986.

Miami has held 687 of its last 688 opponents to less than 100 points. UNC was the last team to score 100+, defeating UM 105-64 on Jan. 31, 2007.

Miami boasts five players 6-foot-10 or taller, and five players at 6-6 or 6-5.

27 of 28 Miami Hurricane basketball players have graduated from UM during the last eight years.

Miami basketball ranks 80th-90th percentile in NCAA men's basketball with a 980 APR (academic progress rate).

In 2008 & 2009, Jack McClinton was named first team All-ACC & named to the ACC's All-Academic Team.

Six-time NBA All Star Amar'e Stoudemire recently enrolled at UM and is taking classes to earn his bachelor's degree.

Shane Larkin was named to the ACC All-Freshman Team in 2011-12.

Coach L led the George Mason Patriots to the Final Four with big wins over some of basketball's elite teams such as Michigan State, UNC, and UConn. He was the first coach to take a mid-major to a Final Four in 27 years when his team advanced in 2006.

Miami is one of only three schools in the country sponsored by Nike's Lebron brand.

The Canes have averaged 20+ wins in each of the last five seasons.

Coach L became the first Miami Coach to win 20 games in his first season at The U.

Over 90 percent of Miami Hurricane basketball games were televised last season, including every ACC contest.

Five of the last 12 National Championship teams have been from the ACC.

Three Canes earned all-ACC honors last season, Shane Larkin (freshman), Kenny Kadji, (third) Durand Scott (H.M.).

Summer at the U includes competitive pickup games and workouts alongside such players as Carlos Boozer, Chris Bosh, Kevin Durant, Kyrie Irving, Joe Johnson, Chris Paul, and Lebron James.

Former Cane Rick Barry was named one of the Greatest Players in NBA History.

Miami native and former Cane James Jones won the 2010-2011 NBA All-Star Weekend 3-Point Contest and the NBA Championship in the 2011-2012 season.

UM is in its ninth season in the ACC.

UM has played in the postseason 13 of the past 18 years, five of which were in the NCAA Tournament.

The Hurricanes have advanced to the post-season six times in eight seasons, with five NIT appearances and one NCAA appearance.

In 14 years at George Mason, Larrañaga led the Patriots to five NCAA Tournament appearances (2011, 2008, 2006, 2001, 1999), including the 2006 Final Four.

REGULAR SEASON ACC CHAMPIONS

With a 15-3 ACC record, Miami earned its first outright regular season conference championship in program history in Coach L's second year with the team. Of current league coaches, Roy Williams also won the ACC regular season in his second year in the ACC, taking over UNC in 2003-04, and winning in 2004-05.

With a 13-3 mark in the league in 1999-2000, Miami tied Syracuse for the BIG EAST regular season title, the Canes' only other conference championship in school history. In 1999-2000, Leonard Hamilton led Miami to a 23-11 mark and an appearance in the NCAA tournament.

24-WIN SEASON FOR MIAMI

With the win over Clemson, Miami has tied the school record for most wins in a season, which was 24 in 2001-02 under Perry Clark.

With a 24-6 record, Miami has posted its 14th 20-win season, and Coach Larrañaga's second-straight with the Hurricanes. UM's best record was the 24-8 season in 2001-02 under Perry Clark, when the Canes were 10-6 in the BIG EAST and went to the NCAA tournament. Last year the Canes were 20-13 overall, 9-7 in the ACC and played in the NIT. *A complete list of 20-win seasons is on page 4 of the notes.*

DOUBLE-DIGIT ROAD VICTORIES FOR THE CANES

According to research by the AP, Miami (1998-99, 2012-13) is now the third Power 6 school in the last 15 years to have at least two seasons of double-digit road victories, joining Duke (98-99, 99-00, 2000-01 and 05-06) and Stanford (1998-99, 99-00, 2000-01 and 03-04). No other BCS school in that span has done it more than once.

Only eight Power 6 teams in the last 15 years have more road wins in a season than Miami's 10 so far in 2012-13.

Most road wins, last 15 years, Power 6 schools

1. North Carolina, 2007-08, 13-0
2. Mississippi State, 2003-04, 12-0
3. Arizona, 2002-03, 11-1
Connecticut, 1998-99, 11-0
Kansas, 2001-02, 11-1
Michigan State, 1998-99, 11-3
Stanford, 1998-99, 11-3
Stanford, 2000-01, 11-0
9. 15 teams have won 10, including Miami this season

FOUR 20+ POINT WINS IN ACC PLAY

According to @STATS_CBK: The @CanesHoops team has 4 conference wins this year by at least 20 pts. In its previous 8 seasons in the ACC, they had 5 such wins combined. This season Miami has defeated Duke (+27), North Carolina (+26), Florida State (+24) and Boston College (+22) at home. The Canes also downed Virginia Tech by 18.

CANES CONTINUE TOP 10 RANKING

At No. 9/10 the Canes have now been ranked in the top 10 for six-straight weeks, topping out at No. 2/2 on Feb. 18, 2013. Prior to this season, Miami had never been ranked in the top 10 more than two-straight weeks (1999 and 1960).

UM was ranked in the top 25 for 12 straight weeks in 2001-02, starting at No. 24/23 on Dec. 24, 2001, peaking at No. 12/11 Feb. 4, 2002, and ending No. 21/21 on March 10, 2002.

In 2008-09, Miami was No. 17/16 in the preseason poll and held a top 25 ranking four weeks, until dropping out on Dec. 8, 2008. In 1998-99, Miami was in the top 25 for nine-straight weeks from Jan. 18, 1999 to the final poll.

On Jan. 28, Miami made a historic climb in the national polls jumping 11 spots in the AP Poll and entering the USA TODAY poll for the first time since December 2008, posting a No. 14/15 ranking. According to the Associated Press, Miami's climb in the AP Poll was tied for the second-largest since the poll expanded to 25 teams in 1989-90. Arizona holds the record for the biggest rise, jumping 15 spots in November 1995. Miami's late-January rise is the second-latest behind UConn's +12 jump in March of 2011 after winning the BIG EAST Tournament.

Miami was No. 2/2 on Feb. 18, marking the school's highest rank in both the AP and USA TODAY. Miami's highest AP rank was No. 8, on March 1, 1960 and highest USA TODAY rank was No. 10 on March 1, 1999.

COACH L IN THE TOP 10

Miami coach Jim Larrañaga is the 10th coach in the last 10 years to lead two top-10 programs, according to research by the AP. Miami was No. 2 on Feb. 18, and following the 2006 season, George Mason was listed as the No. 8 team in the nation in the USA TODAY Coaches Poll on March 28.

The other nine coaches: John Calipari - Memphis, Kentucky; Mark Gottfried - Alabama, North Carolina State; Tubby Smith - Kentucky, Minnesota; Kelvin Sampson - Oklahoma, Indiana; Bob Huggins - Cincinnati, West Virginia; John Beilein - West Virginia, Michigan; Mark Turgeon - Wichita State, Texas A&M; Tom Crean - Marquette, Indiana; Sean Miller - Xavier, Arizona.

LARKIN A COUSY, NAISMITH AND WOODEN FINALIST

Shane Larkin has been named a Bob Cousy Award finalist, listing the sophomore as one of the top five point guards in the nation. Larkin joins ACC peer Lorenzo Brown (NC State) and 2012-13 opponent Keith Appling (Michigan State) on the list.

Larkin was added to the Naismith watch list in late February, placing him in the top 30 players in the country and is on the John R. Wooden Award Ballot, made up of 15 student-athletes who are eligible for college basketball's most prestigious honor.

FIVE CANES ON ALL-CONFERENCE LISTS

Jim Larrañaga was selected as the ACC Coach of the Year and Durand Scott earned the ACC's Defensive Player of the Year, according to the ASCMA, both firsts in program history. Shane Larkin is a first team player, Kenny Kadji is on the second team and Scott is honorable mention All-ACC. Larkin's first-team honor is Miami's first since Jack McClinton (2008 & 09). Scott and Larkin were both picked for the ACC Defensive team as well. Raphael Akpejori, who is majoring in mechanical engineering, is on the All-ACC Academic Team.

CANES IN THE TOP 10

WEEK	AP POLL	USA TODAY/ESPN (1997-2013)	UPI POLL (1960-97)
2/18/13	2nd (20 first place votes)	2nd (7 first place)	2nd (7 first place)
2/11/13	3rd (17 first place votes)	4th (5 first place)	—
2/25/13	5th (1,317 pts)	7th (581 pts)	—
3/4/13	6th (1,245 pts)	7th (568 pts)	—
2/4/13	8th (1,132 pts)	11th (485 pts)	—
3/1/60	8th (7 first place votes)	—	—
3/11/13	9th (1,082 pts)	10th (502 pts)	—
2/24/60	9th (2 first place votes)	—	—
3/1/99	9th (1230 pts)	10th (473 pts)	—
3/8/99	10th (1089 pts)	12th (444 pts)	—
2/10/60	10th	—	—
2/16/60	10th (3 first place votes)	—	—
1960 Final	10th	—	—

CANES IN THE TOP 25 SINCE JOINING ACC (2004-05)

Week	AP	USA TODAY/ESPN
2007-08		
12/17/07	22 (274 pts)	22 (98 pts)
12/24/07	19 (443 pts)	19 (188 pts)
1/7/08	25 (85 pts)	RV (21pts-27)
1/14/08	21 (286 pts)	24 (84 pts)
2008-09		
Preseason	17 (570 pts)	16 (233 pts)
11/17/08	17 (591 pts)	16 (238 pts)
11/24/08	22 (272 pts)	21 (146 pts)
12/1/08	21 (309 pts)	22 (158 pts)
12/8/08	RV (63 pts-29th)	25 (69 pts)
2009-10		
1/11/10	23 (189 pts)	RV (8 pts-35th)
2012-13		
1/21/13	25 (93 pts)	RV (49 pts)
1/28/13	14 (894 pts)	15 (326 pts)
2/4/13	8 (1,132 pts)	11 (485 pts)
2/12/13	3 (17 first place votes)	4 (5 first place)
2/18/13	2 (20 first place votes)	2 (7 first place)
2/25/13	5 (1,317 pts)	7th (581 pts)
3/4/13	6 (1,245 pts)	7th (568 pts)
3/11/13	9th (1,082 pts)	10th (502 pts)

FIRSTS IN MIAMI BASKETBALL HISTORY

- Miami basketball has encountered many "firsts" under Coach L.
- 2012-13**
- ACC Regular Season Champions.
 - Ranked No. 2/2 - Miami's program high.
 - No. 1 seed at ACC Tournament.
 - Defeated a No. 1 team (Duke).
 - ACC Coach of the Year - Jim Larrañaga
 - ACC Defensive Player of the Year - Durand Scott
 - Three players on All-ACC Teams: Larkin 1st, Kadji 2nd, Scott H.M.
 - Two players on All-ACC Defensive Team: Larkin, Scott
 - Miami is the first team to beat Duke and UNC by 20+ points in the same season since Maryland in '74-75 season.
 - Miami is the first team to beat Duke and UNC by 25+ points since the start of ACC play in 1953.
 - Defeated all three teams in The Triangle in the same season: UNC, Duke and NC State.
 - Defeated three teams in the Top 20 since joining the ACC. The last time was in 1999-00.
 - Won at NC State in Raleigh.
 - Defeated Duke twice within 12 months.
 - 13-0 start in conference play.
 - Ranked in top-15 since joining the ACC.
 - Topped school-best nine ACC victories, which was set last season.
 - Five capacity home crowds: vs. Duke, FSU, UNC, UVA. and Clemson.
 - Students camped out for a game (Duke) more than four hours before tipoff. Then did it again for game vs. Florida State.
 - Set a record for the most games with 1,200 or more students (7).
 - Set record student average attendance at 808. The past average attendance was 641 per game.
 - Set the record for cumulative season student attendance at 12,008. The previous record was 10,269.

MIAMI QUICK HITS

- Miami was the first ACC school not named Duke or North Carolina to start 13-0 in conference play since Virginia in 1981, when Coach L was an assistant with the Cavaliers. UVA. started that year 12-0.
- The Canes have won four ACC games in which they trailed at the half.
- Coach L is 24-10 overall in ACC play at Miami, including 14-3 at home and 10-7 on the road. He is 1-1 in the ACC Tournament and 1-1 in the NIT. His head coaching career also includes a 14 years at George Mason (1997-2011), an 11-year stint at Bowling Green (1987-97) and two seasons at American International (1977-79).
- The Canes defense is holding opponents to 59.7 points per game in ACC play. Overall, Miami has held 17 teams to less than 60 points this season, including 13 of the last 21 opponents (UNC recorded 61, Duke scored 63 and VT notched 64). In Larrañaga's two-year tenure, UM has held 28 teams to less than 60 points, including 11 in ACC play.
- Miami has trailed in 18 of its 24 wins, including a 12-point deficit at Virginia Tech late in the first half.
- Miami has made more 3-pointers than its opponent in 16 of 30 games this season. In 2011-12, UM tied or hit more than its opponent from distance in 26 of 33 games.
- Miami has shot better than 45 percent from the floor in 32 halves this season and overall in 19 games.
- Only 18 opponents - seven this season - have shot 45 percent or better from the floor against UM since Jim Larrañaga became head coach.
- The Canes have held 46 opponents to less than 41 percent from the field under Coach L, including 19 of 30 this season. This season five opponents have not shot 31 percent, including No. 1 Duke.
- Miami is 0-2 in neutral site games this season.

MIAMI DURING THE 14-GAME WINNING STREAK

- UM posted a 14-game winning streak from Jan. 2 - Feb. 23.
- Miami's last 14-game winning streak was in 2001-02, when the Canes started the season 14-0. UM went on to a 24-8 record and an appearance in the NCAA tournament. UM also posted a 14-game winning streak in the 1946-47 season.
- The Canes won seven road games, all against ACC opponents.
- Miami outrebounded nine of 14 opponents, posting a +4.1 margin. UM recorded +12 against FSU and Boston College, and +8 against Duke.
- UM trailed at the half in five games, including being down by six points vs. La Salle and at NC State, three at VT and by two points at UNC & BC.
- Miami outshot its opponents 46.7 percent to 37.9 percent from the field.
- UM made 1.7 more 3-pointers (7.0-5.3) per game.
- The Canes posted 6.4 steals and 5.4 blocks per game, compared to 5.8 spg and 2.9 bpg by the opponents.
- Miami outscored its opponents 528-427 (7.2 ppg) in the second half.
- Three players averaged at least 10 points and three Canes had at least 6.3 rebounds per night.
- Kenny Kadji lead the way with 13.6 points. Reggie Johnson had 6.8 rebounds in his nine of 14 outings during the streak.

RION BROWN

- Scored in double digits five times this year, including two-straight games against BC and UNC.
- Shot better than 43 percent from the field eight times, including 81.8 percent (9-11) at Georgia Tech.
- Hit multiple 3-pointers six times.

JULIAN GAMBLE

- Recorded one double-double this season and missed his second with 11 points and nine rebounds against Indiana State.
- Made at least 40 percent of his shots from the field in 22 games.
- Grabbed at least five rebounds in 16 games and in 15 of the last 22 outings.
- Has more or equal offensive rebounds than defensive rebounds in 13 games.
- Blocked a shot in 17 of last 20 games and 22 total games. He has recorded multiple blocks 18 times and at least four blocks six times.
- One of six Hurricanes to pull down double-digit rebounds in a game.

REGGIE JOHNSON

- Recorded four double-doubles in 21 games played this season.
- Scored in double digits six times, including 22 points in the season opener against Stetson.
- Grabbed at least nine rebounds in eight games.
- Dished out an assist in 15 of 21 games.
- Blocked a shot in 13 games, and recorded at least three blocked shots in three outings.
- One of six Hurricanes to pull down double-digit rebounds in a game.

TONYE JEKIRI

- Played at least six minutes in 21 of his 28 games.
- Pulled down a rebound in 19 games, including 14 of 18 appearances.
- Grabbed at least two rebounds in 11 of 18 ACC outings.
- Scored at least two points in 13 of 18 ACC outings.

KENNY KADJI

- All-ACC Second Team
- Recorded seven double-doubles this season and missed a double-double by either one or two rebounds in four outings.
- Scored in double digits in 14 straight games and in 25 games total.
- Shot better than 43 percent from the field in 19 outings, and better than 40 percent from distance 14 times.
- Hit multiple 3-pointers in 14 games. He has hit a three in all but six games.
- Grabbed at least five rebounds in 23 games. He has recorded more or equal offensive rebounds than defensive rebounds in six games.
- Blocked a shot in all but six games. He has multiple blocks in 13 games and at least three in three outings.
- One of six Hurricanes to pull down double-digit rebounds in a game.

SHANE LARKIN

- All-ACC First Team, ACC All-Defensive Team
- Has a steal in all but four games, and has multiple steals in 17 games. Has three or more steals in nine games.
- Dished out three or more assists in 26 games, five or more 15 times and nine once.
- Even as a 5-11 point guard, Shane Larkin has grabbed at least four rebounds in 16 games.
- Recorded a 3-pointer in all but four games and multiple threes in 17 games.
- Shot 50 percent or better from the field in 17 games and at least 55 percent in nine of last 13 outings.

TREY MCKINNEY JONES

- Scored in double digits in 16 total games, including four of last five.
- Shot better than 45 percent from the field in 14 games and better than 32 percent from distance in 18 outings.
- Hit multiple 3-pointers in 14 games.
- Leads the team with his 85.2 percent clip at the free throw line. He has been perfect from the line in 14 outings, topped with 7-of-7 at Hawaii and 6-of-6 vs. Jacksonville.
- Dished out an assist in all but five games, multiple assists in 15 games and set a career high mark of seven against Maryland.
- One of six Hurricanes to pull down double-digit rebounds in a game.

DURAND SCOTT

- ACC Defensive Player of the Year, ACC All-Defensive Team, All-ACC H.M.
- Has scored 10 or more points in 81 of his last 99 games and his 1,566 career points are among the top active ACC players.
- Shot 50 percent or better from the field in 12 games.
- Has drained multiple 3-pointers in nine games.
- At least three assists in 14 games and at least four in nine outings.
- Recorded multiple steals in 15 games.
- One of six Hurricanes to pull down double-digit rebounds in a game.

CANES IN THE NCAA TOURNAMENT

Season	Coach	Overall	Conf.	Record
1959-60	Bruce Hale	23-4		0-1
1997-98	Leonard Hamilton	18-10	11-7	0-1
1998-99	Leonard Hamilton	23-7	15-3	1-1
1999-00	Leonard Hamilton	23-11	13-3	2-1
2001-02	Perry Clark	24-8	10-6	0-1
2007-08	Frank Haith	23-11	8-8	1-1

20-WIN SEASONS AT MIAMI

Season	Coach	Overall	Conf.	W-L	Postseason
1946-47	Hart Morris	20-7			
1959-60	Bruce Hale	23-4			NCAA
1960-61	Bruce Hale	20-7			NIT
1962-63	Bruce Hale	23-5			NIT
1963-64	Bruce Hale	20-7			NIT
1964-65	Bruce Hale	22-4			
1998-99	Leonard Hamilton	23-7	BIG EAST	15-3	NCAA
1999-00	Leonard Hamilton	23-11	BIG EAST	13-3	NCAA
2001-02	Perry Clark	24-8	BIG EAST	10-6	NCAA
2007-08	Frank Haith	23-11	ACC	8-8	NCAA
2009-10	Frank Haith	20-13	ACC	4-12	
2010-11	Frank Haith	21-15	ACC	6-10	NIT
2011-12	Jim Larrañaga	20-13	ACC	9-7	NIT
2012-13	Jim Larrañaga	24-6	ACC	15-3	

FIRSTS UNDER JIM LARRAÑAGA

- First game: Nov. 11, 2011 vs. Tennessee Tech. W, 69-58.
- First starting lineup: Malcolm Grant, Durand Scott, Garrius Adams, Erik Swoope, Kenny Kadji.
- First opening tip: Miami - Kenny Kadji.
- First UM FG: 18:38, Durand Scott, 3-pointer.
- First lead: 18:38, 3-0.
- First halftime score: Tennessee Tech 32, Miami 27.
- First win: Nov. 11, 2011. Miami 69, Tennessee Tech 58.
- Attendance at first game: 3,600.
- First loss: Nov. 25, 2011 at Ole Miss, 64-61 (OT).
- First road win: Dec. 22, 2011 at Charlotte, 76-61.
- First ACC game: Jan. 7, 2012 at Virginia, L, 52-51.
- First ACC win: Jan. 18, 2012 vs. Clemson, 76-73.
- First ACC regular season title: 2012-13

**JIM LARRAÑAGA = PROGRAM CHANGER
In Coach L's 14 Seasons at George Mason ...**

- .626 winning percentage
- 13 straight winning seasons
- A Final Four appearance
- 5 trips to the NCAA tournament
- 9 postseason appearances
- First national ranking
- First appearance in Top 10
- First wins over Top 10 teams
- Winningest coach in league history

Seven Seasons before Coach L at GMU...

- .340 winning percentage
- 7 straight losing seasons
- 0 postseason appearances
- Worst team in the CAA

WEIGHT ROOM GAINS

UM has made great strides in the weight room since the arrival of Coach Jim Larrañaga and former strength & conditioning coach Jim Krumpas (left Miami in February 2013). When Krumpas first arrived at Miami in the spring of 2011, the team bench pressed an average of 231 pounds. By the fall of 2011, that number jumped to 257 lbs, and in the fall of 2012, the Canes are benching 270. In the vertical jump, the players averaged 32.4 inches in the spring of 2011, 34.4 inches in the fall of 2011 and are now at 35 inches. The team also averages 270 lbs. in the front squat. Some impressive individual numbers include: Bishop Daniels gained six inches on his vertical jump; Kenny Kadji lost 20 pounds and gained strength; Erik Swoope benches 340 pounds.

MIAMI'S 2012-13 RECORD WHEN...

Record	Overall	ACC
All games	24-6	15-3
Home	14-1	8-1
Away	10-3	7-2
Neutral	0-2	

November	4-1	
December	4-2	
January	8-0	7-0
February	7-1	7-1
March	1-2	1-2
April		

Vs. Top 10 opponents	1-2
Vs. Top 25 opponents	3-2
Vs. RV opponents	2-0
Vs. teams over .500 on game day	19-4
Vs. teams under .500 on game day	3-2
Vs. teams at .500 on game day	2-0
While UM is in the top 25	11-3
While UM is RV (only)	6-2
In overtime games	0-1

Leading at halftime	16-3
Trailing at halftime	6-3
Tied at halftime	2-0
Single overtime	0-1
Double overtime	--
Leading with 2:00 left in regulation	21-1
Trailing with 2:00 left in regulation	3-4
Tied with 2:00 left in regulation	0-1

UM shoots 50% or better from field	7-0
UM shoots 40-49% from field	15-2
UM shoots under 40% from field	2-4
Opp. shoots 50% or better from field	1-3
Opp. shoots 40-49% from field	8-2
Opp. shoots under 40% from field	14-1
UM shoots 70% or better from the line	11-2
UM shoots less than 70% from the line	13-4

UM hits more 3-point FGs	13-2
UM hits fewer 3-point FGs	11-4
3-point FGs are even	--

Four or more Canes in double figures	13-3
Three Canes score in double figures	8-2
Two or less Canes score in double figures	3-1

UM outrebounds opponent	17-2
Opp. outrebounds UM	6-4
Tied in rebounds	1-0
UM records 10 or more steals	4-1
UM records 15 or more assists	7-0
UM commits less than 15 turnovers	20-5
UM commits 15 or more turnovers	4-1
UM commits less turnovers than opp.	10-4
UM commits more turnovers than opp.	10-1
Tied in turnovers	4-1

UM scores 59 points or less	3-3
UM scores between 60-69 points	5-2
UM scores between 70-79 points	13-1
UM scores between 80-89 points	2-0
UM scores between 90-99 points	1-0
UM scores 100 or more points	--

Playing during the afternoon	6-2
Playing in the evening (5 p.m. or later)	18-4
Games decided by three points or less	3-3
Games decided by four to 10 points	7-0
Games decided by 11-20 points	8-3
Games decided by more than 20 points	6-0

MIAMI VS. THE ACC IN THE COACH L ERA

After defeating NC State on Feb. 2 and Virginia on Feb. 19, Miami has now defeated all 11 ACC opponents at least once in the Coach L era. In his first season at UM, Coach Larrañaga and the Canes defeated eight of their 11 ACC opponents at least once. Coach L added three more teams this season, downing both UNC and NC State on their home courts and Virginia in Coral Gables.

CANES ON THE ROAD IN THE ACC

This season Miami was 7-2 in ACC road games and 8-1 at home. Prior to this season, the Canes had totalled 16 ACC road wins, topping out at three - which UM accomplished in Larrañaga's first season - and in both 2005-06 and 2004-05. The seven road wins also tie the number of ACC regular-season road wins UM has had in the previous four years combined. Miami's seven home wins top last season and the 2007-08 season for most home ACC wins.

Year Home ACC Road ACC

2012-13	8-1	7-2
2011-12	6-2	3-5
2010-11	4-4	2-6
2009-10	4-4	0-8
2008-09	5-3	2-6
2007-08	6-2	2-6
2006-07	3-5	1-7
2005-06	4-5	3-4
2004-05	4-4	3-5

METEORIC RISE IN NATIONAL POLLS

According to research by The AP, Miami is the sixth school to ascend from unranked to the top five in four weeks or less since the AP Top 25 began in 1989-90. Connecticut was the last school to make the leap, doing so in 2010-11. Syracuse (2009-10), Georgia Tech (2003-04), Arizona (1995-96) and Kansas (1989-90) have also gone from unranked to the top five in four weeks or less.

MIAMI DEFEATS THE NORTH CAROLINA TRIANGLE

For the first time in history, Miami has defeated all three teams in The Triangle - North Carolina, Duke and North Carolina State - in the same season. In 2008, Miami downed both Duke and NC State, but couldn't topple UNC. The Canes have defeated the three teams (4x) by a total of 63 points, this season. In Miami's nine previous wins over teams in The Triangle, the Canes outscored those teams by a total of 58 points.

MIAMI STARTS 13-0 IN ACC

Thanks to the ACC and AP for the following notes:

- Miami was the first ACC school not named Duke or North Carolina to start 13-0 in conference play since Virginia in 1981, when Coach L was an assistant with the Cavaliers. UVA. started that year 12-0. NC State went 12-0 in 1972-73.
- The last ACC team to go 13-0 was Duke in 2005-06.
- Prior to Miami's 13-0 start, no team besides Duke or UNC had started 13-0.

RECORD STUDENT ATTENDANCE AT THE BUC

Miami set student attendance records for the most games with 1,200 or more students (7), cumulative season student attendance (12,008), and student average attendance (808). The past cumulative student attendance record was 10,269 and previous average attendance was 641 per game.

SELLING OUT THE BANKUNITED CENTER

Miami posted capacity crowds of 7,972 fans in wins over Florida State (1/27), No. 1 Duke (1/23), North Carolina (2/9), Virginia (2/19) and Clemson (3/9). This year is the first time in program history that there have been back-to-back sellouts at the BankUnited Center and five games in the same season.

CANES DEFEND HOME COURT

The Hurricanes were 14-1 at the BankUnited Center in 2012-13 and are now 121-48 overall in the BUC. The Canes tied the most home wins in a season, set in 2007-08, when Miami was 14-2. The Hurricanes have notched double-digit home wins at the BankUnited in six-straight seasons and nine times in 10 full seasons calling the arena home.

MIAMI'S LARGEST IN 2012-13

Lead	34 vs. Duke, 1/23
Deficit	26 vs. Arizona, 12/23
Margin of Victory	31 vs. Charlotte, 12/14
Margin of Defeat	19 vs. Arizona, 12/23
Halftime Lead	23 vs. Duke, 1/23
Halftime Deficit	13 at Wake Forest, 2/23
Deficit in Win	12 at Virginia Tech, 1/30
Halftime Deficit in Win	6 vs. La Salle, 1/2
Lead in Loss	13 vs. Georgia Tech, 3/6
Halftime Lead in Loss	11, vs. Georgia Tech, 3/6

DOUBLE-DOUBLES in 2012-13

Julian Gamble			
12/22/12	vs. Hawai'i	16 p	13 r
Reggie Johnson			
11/09/12	vs. Stetson	22 p	11 r
11/28/12	vs. Michigan St.	10 p	11 r
12/01/12	at UMass	19 p	13 r
12/18/12	at UCF	16 p	13 r
Kenny Kadji			
11/09/12	vs. Stetson	12 p	12 r
11/24/12	vs. Detroit	14 p	11 r
01/02/13	vs. La Salle	14 p	11 r
01/05/13	at Georgia Tech	11 p	14 r
03/02/13	at Duke	17 p	10 r
03/06/13	vs. Georgia Tech	18 p	11 r
03/09/13	vs. Clemson	23 p	12 r
Shane Larkin			
1/23/13	vs. Duke	18 p	10 r
Durand Scott			
12/14/12	vs. Charlotte	16 p	12 r

20-POINT GAMES IN 2012-13

27	Shane Larkin	11/16/12	vs. Jacksonville
25	Shane Larkin	03/02/13	at Duke
25	Shane Larkin	01/30/13	at Virginia Tech
25	Durand Scott	01/23/13	vs. Duke
23	Kenny Kadji	03/09/13	vs. Clemson
22	Shane Larkin	02/27/13	vs. Virginia Tech
22	Shane Larkin	02/13/13	at Florida State
22	Kenny Kadji	01/23/13	vs. Duke
22	Reggie Johnson	11/09/12	vs. Stetson
22	Rion Brown	02/05/13	vs. Boston College
22	Rion Brown	01/05/13	at Georgia Tech
20	Kenny Kadji	02/27/13	vs. Virginia Tech
20	Durand Scott	12/22/12	at Hawai'i

AT THE BANKUNITED CENTER (BUC)

Year	Season	Cumulative
2002-03*	4-5	
2003-04	10-8	14-13
2004-05	11-5	25-18
2005-06	11-5	36-23
2006-07	8-7	44-30
2007-08	14-2	58-32
2008-09	12-4	70-36
2009-10	12-4	82-40
2010-11	13-4	95-44
2011-12	12-3	107-47
2012-13	14-1	121-48

*Opening Day at the BankUnited Center

Jan. 4, 2003 vs. North Carolina, W,OT 64-61

LED (TIED) THE TEAM IN....

	Points	Rebounds	Assists	Steals	Blocks
Akpejori	-	-	-	(1)	-
Daniels	-	-	-	1 (1)	-
Brown	2	1 (1)	-	(1)	(1)
Gamble	-	2 (3)	-	(1)	10 (6)
Jekiri	-	-	-	(1)	1 (1)
Johnson	2	9 (1)	-	(1)	3 (1)
Kadji	8	7 (4)	-	1 (1)	5 (9)
Larkin	8 (2)	2 (1)	22 (3)	8 (10)	-
McKinney Jones	2	1	2	3 (4)	-
Scott	6 (2)	2 (2)	3 (2)	5 (7)	(1)
Swoope	-	-	-	-	(1)

CANES DOMINATE AT HOME

With the Feb. 10 win over UNC, Miami won four-straight home games by at least 22 points: No. 1 Duke +27, FSU +24, BC +22, UNC +26. The Canes also defeated Virginia Tech by 18, Maryland by 7 and Virginia by 4. Overall, Miami outscored its ACC opponents by +15.6 at home.

LARKIN IMPROVES IN YEAR TWO

Sophomore Shane Larkin has drastically improved his stat line in his second year with the Canes, averaging 13.7 ppg, 4.4 assists, 3.8 rpg and 2.0 steals through 30 games.

Category	2011-12 (32g)	'12-13 (30g)
Points	7.4	13.7
FG Percent	36.0	48.2
3-Point Field Goals	32	54
Assists	81	131
Steals	50	59
Rebounds	2.5	3.8
Minutes	25.6	36.2

LARKIN'S STATS VS. NO. 1 DUKE ON JAN. 23

Shane Larkin notched his first career double-double with 18 points (8-of-14) and 10 rebounds against Duke on Jan. 23. He added five assists and a steal in 36 minutes. Larkin is the first player with 18+ pts, 10+ reb, 5+ ast in win vs. No. 1 team since Dwyane Wade in 2003 regional final vs. Kentucky. Larkin earned ACC Player of the Week for his efforts against Duke that week.

COACHING COORDINATORS FOR UM

Miami's assistant coaching staff is set up in a coordinator system, with Eric Konkol as the offensive coordinator, Michael Huger manning the defense and Chris Caputo handling the scout for every opponent.

CANES & COACH L MAKE COMMITMENT

The University of Miami and Coach Jim Larrañaga have agreed to terms on a three-year contract extension that will run through April 30, 2019. Larrañaga's extension adds three years to his existing five-year contract which began in April 2011.

GAMBLE HOSTS A 3.6-SECOND BLOCK PARTY

From the AP's @TimReynolds: Over one stretch of his Miami career, Julian Gamble played 73 minutes without a blocked shot. He blocked three in 3.6 seconds against Virginia.

DOWNING DUKE AND UNC BY 20+

This season the Hurricanes defeated Duke 90-63 and UNC 87-61. Miami is the first team to beat Duke and UNC by 20+ points in the same season since Maryland in '74-75 season and the first team to beat Duke and UNC by 25+ points since the start of ACC play in 1953.

WHO SCORED FIRST?

Miami is 8-1 when Kenny Kadji is the first Cane to score, and 5-2 when Durand Scott scores Miami's first points in the game. UM is 4-0 when Larkin scores first and 3-2 with Julian Gamble, 2-0 after Rion Brown does, 1-1 with Trey McKinney Jones and 1-0 with Reggie Johnson.

SCORING FROM EVERYONE

In Miami's 30 games, seven players have notched at least 15 points in a game. Durand Scott leads the way with 14 times, followed by 11 from Kenny Kadji and 10 times by Shane Larkin.

- Durand Scott: 15 (5x), 16, 17 (4x), 18 (2x), 20, 25
- Shane Larkin: 15 (2x), 18 (3x), 22 (2x), 25 (2x), 27
- Kenny Kadji: 16, 17 (3x), 18 (3x), 19, 20, 22, 23
- Reggie Johnson: 15, 16, 19, 22
- Julian Gamble: 16 (2x)
- Rion Brown: 22 (2x)
- Trey McKinney Jones: 15, 18

GAMBLE STEPS UP IN ABSENCE OF JOHNSON

Julian Gamble moved into the starting lineup in the absence of Reggie Johnson and took full advantage of the opportunity. In nine games without Johnson, Gamble more than doubled his point production and increased his rebounds from less than two per game to 7.6 each night.

A year ago, Gamble didn't know if he'd be granted a sixth year of eligibility with the Canes. In his senior campaign, the native of Durham is posting career numbers, topping his junior year stats.

	First 8 games	W/out Reggie	Jr. Year
Minutes	13.0	27.0	15.2
Points	4.3	8.9	4.0
Rebounds	1.8	7.5	3.4
Blocks	0.6	2.3	0.8

HOLDING OPPONENTS TO LESS THAN 50 PERCENT

Miami has allowed only four opponents to shoot better than 50.0 percent from the field this season - NC State (53.8%), Wake Forest (54.2%), Duke (52.0%) and Georgia Tech (51.7%). Miami has hit more than half of their shots six times, including 59.0 percent vs. Jacksonville and 56.9 percent vs. No. 1 Duke.

UNDEFEATED IN JANUARY

Miami was a perfect 8-0 in January, posting a 7-0 ACC record. The last time UM was undefeated for an entire month was November 2009, when Miami was 7-0 in non-conference play. In conference action, Miami was 8-0 in February 1999.

LARRAÑAGA EARNS 500TH WIN

Head coach Jim Larrañaga is in his 29th season as a head coach, posted his 500th win at Georgia Tech on Jan. 5 in Atlanta. Entering the 2012-13 season, Coach L was tied for 20th on the list of winningest active Division-I head coaches. Currently 17 active D-I coaches have 500 wins.

LARRAÑAGA AND OBAMA

In his three visits to the UM campus in the past year, President Barack Obama was greeted by Coach Larrañaga and attended each event. Larrañaga has met the President a dozen times, dating back to Coach L's tenure in Fairfax, Va., at George Mason. Larrañaga's son, John, also plays basketball with the President.

JONES STARTS FOR ORLANDO

Former Miami Hurricane DeQuan Jones was signed as a free agent on Sept. 29, 2012, making the Orlando Magic's 15-man opening night roster. He started the first two games of the season, and since then has played in 46 total games, starting 13, missing some time due to a groin and then a foot injury. He is averaging 3.3 ppg, 1.9 rpg, 0.3 bpg while shooting 42.3 percent in 12.3 mpg. As a senior in 2011-12, he averaged 5.9 points, 3.6 rebounds and 17.3 minutes in 23 games for UM. He participated in the 24th annual State Farm College Slam Dunk & 3-Point Championships at the Final Four, advancing to the semifinals of the slam dunk contest.

2012-13 Career Record Chasers

POINTS SCORED (FG-FT), CAREER

1. Rick Barry, 1962-65 (816-666)	2,298
9. Durand Scott, 2009-p	1,566

REBOUNDS, CAREER

1. Rick Barry, 1962-65	1,274
8. Reggie Johnson, 2009-p	815

BLOCKED SHOTS, CAREER

1. Constantin Popa, 1991-95	263
6. Julian Gamble, 2008-p	123
9. Reggie Johnson, 2009-p	113
12. Kenny Kadji, 2010-p	92

ASSISTS, CAREER

1. Vernon Jennings, 1996-00	520
5. Durand Scott, 2009-p	389

GAMES STARTED, CAREER

1. Durand Scott, 2009-p	119
-------------------------	-----

GAMES PLAYED, CAREER

1. Brian Asbury, 2005-09	130
2. Durand Scott, 2009-p	126
5. Julian Gamble, 2008-p	123

STEALS, CAREER

1. Kevin Norris, 1994-98	208
7. Durand Scott, 2009-p	159

FIELD GOALS MADE, CAREER

1. Rick Barry, 1962-65	816
9. Durand Scott, 2009-p	552

FREE THROWS MADE, CAREER

1. Rick Barry, 1962-65	666
6. Durand Scott, 2009-p	375

MINUTES PLAYED, CAREER

1. Durand Scott, 2009-p	4,031
-------------------------	-------

STARTERS BY GAME

SU	Larkin	Brown	McKinney Jones	Kadji	Johnson
FGCU	Larkin	Brown	McKinney Jones	Kadji	Johnson
JU	Larkin	Brown	McKinney Jones	Kadji	Gamble
Detroit	Larkin	Scott	McKinney Jones	Kadji	Gamble
MSU	Larkin	Scott	McKinney Jones	Kadji	Johnson
UMass	Larkin	Scott	McKinney Jones	Kadji	Johnson
Charlotte	Larkin	Scott	McKinney Jones	Kadji	Johnson
UCF	Larkin	Scott	McKinney Jones	Kadji	Johnson
Hawai'i	Larkin	Scott	Brown	Kadji	Gamble
Arizona	Larkin	Scott	Brown	Kadji	Gamble
Ind. St.	Larkin	Scott	McKinney Jones	Kadji	Gamble
LaSalle	Larkin	Scott	McKinney Jones	Kadji	Gamble
Ga. Tech	Larkin	Scott	McKinney Jones	Kadji	Gamble
UNC	Larkin	Scott	McKinney Jones	Kadji	Gamble
MD	Larkin	Scott	McKinney Jones	Kadji	Gamble
BC	Larkin	Scott	McKinney Jones	Kadji	Gamble
Duke	Larkin	Scott	McKinney Jones	Kadji	Gamble
FSU	Larkin	Scott	McKinney Jones	Kadji	Gamble
VT	Larkin	Scott	McKinney Jones	Kadji	Gamble
NC State	Larkin	Scott	McKinney Jones	Kadji	Gamble
BC	Larkin	Scott	McKinney Jones	Kadji	Gamble
UNC	Larkin	Scott	McKinney Jones	Kadji	Gamble
FSU	Larkin	Scott	McKinney Jones	Kadji	Gamble
Clemson	Larkin	Scott	McKinney Jones	Kadji	Gamble
Virginia	Larkin	Scott	McKinney Jones	Kadji	Gamble
WF	Larkin	Scott	McKinney Jones	Kadji	Gamble
VT	Larkin	Brown	McKinney Jones	Kadji	Gamble
Duke	Larkin	Scott	McKinney Jones	Kadji	Johnson
GT	Larkin	Scott	McKinney Jones	Kadji	Johnson
Clemson	Gamble	Scott	McKinney Jones	Kadji	Johnson

RECORD BY STARTING LINEUP

Larkin, Scott, McKinney Jones, Kadji, Gamble	15-2
Larkin, Scott, McKinney Jones, Kadji, Johnson	4-2
Larkin, Brown, McKinney Jones, Kadji, Johnson	1-1
Larkin, Brown, McKinney Jones, Kadji, Gamble	2-0
Larkin, Scott, Brown, Kadji, Gamble	1-1
Scott, McKinney Jones, Kadji, Gamble, Johnson	1-0

CANES IN ACC STATS

SCORING	Cl	G	FG	3FG	FT	Pts	Avg/G
1. Erick Green-VT	Sr	18	154	39	122	469	26.1
8. Kenny Kadji	Sr	18	96	32	40	264	14.7
14. Shane Larkin	So	18	89	32	38	248	13.8
24. Durand Scott	Sr	18	77	15	37	206	11.4

REBOUNDING	Cl	G	O	DT	Avg/G	
1. Richard Howell-ST	Sr	18	75	130	205	11.4
13. Kenny Kadji-UM	Sr	18	23	99	122	6.8
18. Reggie Johnson-UM	Sr	14	24	60	84	6.0
19. Julian Gamble-UM	Sr	18	42	59	101	5.6

FIELD GOAL PCT	Cl	G	FGM	FGA	Pct.
1. Mason Plumlee-DU	Sr	18	104	187	.556
3. Kenny Kadji-UM	Sr	18	96	183	.525

ASSISTS PER GAME	Cl	G	No.	Avg/G
1. Lorenzo Brown-ST	Jr	16	122	7.6
4. Shane Larkin-UM	So	18	87	4.8

STEALS PER GAME	Cl	G	No.	Avg/G
1. Shane Larkin-UM	So	18	32	1.8
3. Durand Scott-UM	Sr	18	28	1.6

3-POINT FG MADE	Cl	G	3FG	Avg/G
1. Seth Curry-DU	Sr	18	55	3.1
10. Shane Larkin-UM	So	18	32	1.8
10. Kenny Kadji-UM	Sr	18	32	1.8

BLOCKED SHOTS/G	Cl	G	No.	Avg/G
1. Julian Gamble-UM	Sr	18	41	2.3
9. Kenny Kadji-UM	Sr	18	23	1.3

ASSIST/TO RATIO	Cl	G	Asst.	T/O Ratio	
1. Dexter Strickland-NC	Sr	18	65	17	3.8
3. Shane Larkin-UM	So	18	87	40	2.2

DEFENSIVE REB/G	Cl	G	No.	Avg/G
1. Richard Howell-ST	Sr	18	130	7.2
6. Kenny Kadji-UM	Sr	18	99	5.5

MINUTES PLAYED/G	Cl	G	No.	Avg/G
1. Erick Green-VT	Sr	18	678	37.7
2. Shane Larkin-UM	So	18	654	36.3

MBB INKS BURNETT AND REED TO NLI

Jim Larrañaga announced the signing of Deandre Burnett and Davon Reed to National Letters of Intent, on Nov. 20.

Burnett is a 2012 Parade All-American, one of only two players from the state of Florida and one of five Atlantic Coast Conference recruits to earn the honor. Originally from Florida, Burnett is currently attending Massanutten Military Academy (Va.).

At 6-1, 190 pounds, the shooting guard averaged 36.2 points, six rebounds and four assists per game as a senior at Carol City High School in Miami Gardens, Fla. The fourth leading scorer in the nation notched 45 points three times in his final prep season, earning first team Miami-Dade County honors as a junior while leading the Chiefs to an 18-4 record. He has averaged more than 20 points per game since his sophomore campaign.

Burnett played AAU ball for Team U and is touted for his ability to attack the basket in transition, score through contact and pressure the ball full court.

Burnett chose Miami over offers from Virginia, Mississippi, South Carolina, La Salle, FAU, Georgia Southern, FIU and Stetson. He is Larrañaga's third signee from the state of Florida, joining current Hurricanes sophomore Shane Larkin (Dr. Phillips) and freshman Tonye Jekiri (Champagnat).

Reed, a native of Princeton, N.J., is a four-star swingman listed as a Top 100 player (No. 97) by Rivals.com and No. 78 in the Class of 2013 by ESPN. He is the third-best talent in New Jersey and 18th best nationally at the shooting guard position, according to ESPN.com and Rivals ranks him as 24th among shooting guards.

He is a 6-6, 195-pound guard who averaged 27 points and nine rebounds per game for Princeton Day School (N.J.) last season. He enters his senior season with 1,473 points in 78 career games, an 18.9 ppg clip.

He is a multidimensional, athletic player who can handle the ball, has a solid shot and can defend the perimeter. He can play the 2 or the 3, and can defend the 1, 2 or 3 positions.

This summer, Reed participated in the Kevin Durant Skills Academy and played the AAU circuit with Team Final from New Jersey.

Reed chose Miami over offers from Wake Forest, Cincinnati, Xavier and Memphis, among others.

MIAMI'S ACC LEGEND - MIKE WITTMAN

Mike Wittman (1964-67), as a sophomore, played on the 1964-65 Miami team which established a then-NCAA record scoring average of 98.4 points per game. Playing for legendary Miami head coach Bruce Hale and teaming with All-America Rick Barry, that Miami team topped the 100-point mark 10 times that year including tallying a school-record 148 points against Rollins College. A year later, Wittman, with Barry playing in the NBA, took over the leadership of the team, averaging 21.8 points a contest as a junior and 22.3 points per game as a senior, and being named team MVP both years. In his senior season of 1966-67, he shot 80 percent from the foul line and 48 percent from the field. In his three seasons at UM, Wittman helped the Hurricanes compile a 52-26 record. He still ranks 15th in career scoring with 1,319 career points and he has recorded two of the top 11 scoring seasons in school history with 567 points as a junior in 1966 and 585 points in 1967. His career field goal percentage of .473 still ranks 10th-best in Miami history and his 335 career free throws ranks 8th. He ranks 6th all-time for the "U" with 33 games of 20 or more points, including four 30-point contests. He saved his best performance for last, leading the Hurricanes to a win over arch-rival FSU with a 20-point and 20-rebound effort in his final collegiate game. A fifth-round draft choice by the St. Louis Hawks in the 1967 NBA Draft, he opted instead to play for the Phillips 66ers and Akron Wingfoots in the National Industrial Basketball League, where he was first-team All-League in 1968. Wittman retired from basketball and spent the next 40 years broadcasting TV sports. He is recognized as the "father of aerial sports broadcasting with Goodyear" and has covered over 2,500 live sports events from the Goodyear blimp, including six Olympics, 30 World Series, 26 Super Bowls and dozens of college football games, including three of Miami's national championship games. As Director of Aerial Sports Broadcasting, he introduced the first gyro-stabilized camera. He currently lives in St. Joseph, Mich.

COACH I COACHING TREE

- Jamie Angeli - assistant - Stetson women
- Joe Barer - head coach in high school
- Scott Cherry - head coach - High Point
- Bill Courtney - head coach - Cornell
- Kent Dernbach - assistant - University of Wisconsin Stephens Point
- Brian Ellerbe - former head coach - Michigan. Now assistant - DePaul
- Jerry Francis - former head coach - Prairie View.
- Mike Gillian - head coach - Longwood
- Stan Heath - head coach - University of South Florida
- Marc Iavaroni - former head coach - Memphis Grizzlies. Now assistant - LA Clippers
- James Johnson - head coach - Va. Tech
- Derek Kellogg - head coach - UMass
- Scott Lombardi - assistant - George Mason
- Steve Merfeld - former head coach - Evansville. Now assistant - Creighton
- Keith Noftz - former assistant - Central Michigan. Now head coach - high school
- Jeff Schneider - former head coach - Cal Poly San Luis Obispo
- Anthony Solomon - former head coach - St. Bonaventure. Now assistant - Notre Dame
- Ricky Stokes - former head coach - Va. Tech
- Jeff Westlund - assistant - Bethel
- Ricky Yahn - assistant - Longwood

CANES IN THE PROS

DeQuan Jones	Orlando Magic
James Jones	Miami Heat
John Salmons	Sacramento Kings
Jack McClinton	Fort Wayne Mad Ants (D-League)
Adrian Thomas	Bakersfield Jam (D-League)
Brian Asbury	Cajasol Banca Civica Sevilla (Spain)
Malcolm Grant	Wollongong Hawks (Australia)
Lance Hurdle	Wollongong Hawks (Australia)
Anthony King	Artland Dragons (Germany)

UM Communications

Assoc. AD for Communications Chris Freet
 c.freet@miami.edu
MBB Contact Amy Woodruff
Assistant Director of Communications
Work/Cell (305) 284-3241 / (813) 410-1194
Email a.woodruff@miami.edu
Website www.HurricaneSports.com

2012-13 UM Quick Facts

Location	Coral Gables, Fla.
Stadium	BankUnited Center
Press Row	305-284-2111
Capacity	7,200
Enrollment	15,524
Founded	1925
Colors	Orange, Green, White
Nickname	Hurricanes
Mascot	Sebastian the Ibis
Conference	Atlantic Coast
President	Dr. Donna E. Shalala
Director of Athletics	Blake James
Address	5821 San Amaro Drive Coral Gables, Fla. 33146

2011-12 Overall Record	20-13
Home/Away/Neutral	14-4/5-8/1-1
2011-12 ACC Record	9-7
2011-12 ACC Finish	T-4
Starters Returning / Lost	4/1
Lettermen Returning / Lost	10/2

Head Coach	Jim Larrañaga
Alma Mater	Providence, 1971
Record at UM	44-19 / second season
Overall Record	514-353 / 29th season

STAFF

Eric Konkol	Wisconsin-Eau Claire, '00
Michael Huger	Bowling Green, '94
Chris Caputo	Westfield (Mass.) State, '02
Director of Operations	Mike Summey
Assoc. Director of Operations	Jaime Vathielil
Athletic Trainer	Wes Brown
Strength & Conditioning Coach	TBA

HISTORY

First Season of Basketball	1926
Overall All-Time Record	912-686
Year UM Joined ACC	2004-05
NCAA Appearances	Six
	1960, 1998, 1999, 2000, 2002, 2008
Last NCAA Appearance	L, 75-72
	Second Round vs. Texas, 2008
NIT Appearances	10
	1961, 1963, 1964, 1995, 1997, 2001, 2005, 2006, 2009, 2011
Last NIT Appearance	L, 79-64
	Quarterfinals vs. Alabama, 2011

COMMUNICATIONS POLICIES

All interview requests for assistant coaches or athletics department staff members must also be approved and cleared by the UM Communications office and/or basketball contact Amy Woodruff. Credential requests are taken via e-mail to Amy Woodruff (A.Woodruff@miami.edu). Any misuse of credentials will result in removal from the BankUnited Center and the permanent voiding of the credential. The UM locker room is closed at all times. For home games, Coach Larrañaga and a handful of Hurricane players will report to the media room for interviews following the opposing team's postgame press conference.

MIAMI RECORDS IN ACC TOURNAMENT

POINTS SCORED

22	Reggie Johnson vs. Wake Forest, 2010
22	Guillermo Diaz vs. Clemson, 2006

FIELD GOALS MADE

10	Durand Scott vs. Duke, 2010
----	-----------------------------

FIELD GOAL ATTEMPTS

19	Guillermo Diaz vs. Duke, 2006
----	-------------------------------

FIELD GOAL PERCENTAGE

(Min. 5 Made)

1.000 (6-6)	Reggie Johnson vs. Wake Forest, 2010
-------------	--------------------------------------

3-POINT FIELD GOALS MADE

5	Malcolm Grant vs. Florida State, 2012
---	---------------------------------------

3-POINT FIELD GOALS ATTEMPTED

11	Adrian Thomas vs. North Carolina, 2011
11	Malcolm Grant vs. Virginia, 2011
11	Jack McClinton vs. Virginia Tech, 2008

3-POINT FIELD GOAL PERCENTAGE

(Min. 4 Made)

.625 (5-8)	Malcolm Grant vs. Florida State, 2012
------------	---------------------------------------

FREE-THROWS MADE

10	Anthony King vs. Duke, 2006
10	Guillermo Diaz vs. Virginia, 2005

FREE-THROWS ATTEMPTED

12	Anthony King vs. Duke, 2006
12	Guillermo Diaz vs. Virginia, 2005

FREE-THROW PERCENTAGE

1.000 (8-8)	James Dewes vs. NC State, 2008
1.000 (6-6)	Malcolm Grant vs. Duke, 2010
1.000 (6-6)	Reggie Johnson vs. Wake Forest, 2010

REBOUNDS

14	Anthony King vs. Virginia, 2005
----	---------------------------------

ASSISTS

7	Malcolm Grant vs. Virginia, 2011
7	Lance Hurdle vs. Virginia Tech, 2009

STEALS

5	Jack McClinton v. NC State, 2008
---	----------------------------------

BLOCKED SHOTS

5	Jimmy Graham vs. Maryland, 2007
---	---------------------------------

OPPONENT RECORDS IN ACC TOURNAMENT

POINTS SCORED

32	Tyrese Rice (Boston College), 2007
32	J.R. Reynolds (Virginia), 2005

FIELD GOALS MADE

10	J.R. Reynolds (Virginia), 2005
----	--------------------------------

FIELD GOAL ATTEMPTS

17	J.J. Redick (Duke), 2006
----	--------------------------

FIELD GOAL PERCENTAGE

.714 (10-14)	J.R. Reynolds (Virginia), 2005
.714 (5-7)	Michael Snaer (Florida State), 2012

3-POINT FIELD GOALS MADE

6	Tyrese Rice (Boston College), 2007
---	------------------------------------

3-POINT FIELD GOALS ATTEMPTED

11	J.J. Redick (Duke), 2006
----	--------------------------

3-POINT FIELD GOAL PERCENTAGE

.714 (5-7)	J.R. Reynolds (Virginia), 2005
------------	--------------------------------

FREE-THROWS MADE

14	Malcolm Delaney (Virginia Tech), 2009
----	---------------------------------------

FREE-THROWS ATTEMPTED

15	Malcolm Delaney (Virginia Tech), 2009
15	J.J. Hickson (NC State), 2008

FREE-THROW PERCENTAGE

1.000 (8-8)	Luke Loucks (Florida State), 2012
1.000 (6-6)	Kyle Singler (Duke), 2010

REBOUNDS

14	J.J. Hickson (NC State), 2008
14	Akin Akingbala (Clemson), 2006

ASSISTS

10	Kendall Marshall (North Carolina), 2011
----	---

STEALS

4	Joe Harris (Virginia), 2011
4	Malcolm Delaney (Virginia Tech), 2010

BLOCKED SHOTS

5	Daniel Miller (Georgia Tech), 2012
5	John Henson (North Carolina), 2011
5	Shelden Williams (Duke), 2006

TEAM RECORDS IN ACC TOURNAMENT

POINTS SCORED

UM	83	vs. Wake Forest	3/11/10
Opp.	82	Florida State	3/09/12

FIELD GOALS MADE

UM	30	vs. Wake Forest	3/11/10
Opp	26	Duke	3/13/10
	26	Virginia Tech	3/14/08

FIELD GOAL ATTEMPTS

UM	64	vs. Florida State	3/09/12
UM	64	vs. Virginia	3/10/11
UM	64	vs. Virginia	3/10/05
Opp	68	Clemson	3/09/06

FIELD GOAL PERCENTAGE

UM	.527 (29-55)	vs. Boston College	3/09/07
Opp	.500 (21-42)	Virginia Tech	3/12/09

3-POINT FIELD GOALS MADE

UM	10	vs. Florida State	3/09/12
UM	10	vs. Virginia	3/10/11
Opp	12	Duke	3/10/06

3-POINT FIELD GOALS ATTEMPTED

UM	29	vs. Virginia	3/10/11
Opp	32	Duke	3/10/06

3-POINT FIELD GOAL PERCENTAGE

UM	.533 (8-15)	vs. Duke	3/13/10
Opp	.563 (9-16)	Florida State	3/09/12

FREE-THROWS MADE

UM	26	vs. NC State	3/13/08
Opp	25	Florida State	3/09/12

FREE-THROWS ATTEMPTED

UM	30	vs. NC State	3/13/08
Opp	32	Florida State	3/09/12

FREE-THROW PERCENTAGE

UM	1.000 (6-6)	vs. Boston College	3/09/07
UM	.867 (26-30)	vs. NC State	3/13/08
Opp	.826 (19-23)	Virginia Tech	3/12/09

REBOUNDS

UM	47	vs. Virginia	3/10/05
Opp	51	Virginia Tech	3/14/08

ASSISTS

UM	14	vs. Wake Forest	3/11/10
UM	14	vs. Duke	3/10/06
Opp	17	North Carolina	3/11/11

STEALS

UM	12	vs. North Carolina	3/11/11
Opp	13	Virginia Tech	3/12/10

BLOCKED SHOTS

UM	7	vs. Maryland	3/08/07
Opp	8	Florida State	3/09/12

ACC TOURNAMENT RECORD BY OPPONENT

Opponent	W	L
Boston College	0	1
Clemson	1	0
Duke	0	2
Florida State	0	1
Georgia Tech	1	0
Maryland	1	0
North Carolina	0	1
NC State	1	0
Virginia	1	1
Virginia Tech	1	2
Wake Forest	1	0

ACC TOURNAMENT RECORD VS. SEED

Seed	W	L
No. 1	0	2
No. 4	1	0
No. 5	2	1
No. 6	1	2
No. 8	2	1
No. 9	0	1
No. 12	1	1

Game 1: Jan. 16, 2013 | Miami 60, Boston College 59

Durand Scott hit four free throws in the closing 30 seconds and drew an offensive foul to help Miami extend its best conference start ever by beating pesky Boston College 60-59 on Wednesday night. Scott finished with 15 points, Kenny Kadji had 14 and Trey McKinney Jones 11 for the Hurricanes (13-3, 4-0 Atlantic Coast Conference). It's Miami's best conference start since it went 5-0 to open its Big East season 5-0 in 1997-98. Olivier Hanlan, who led Boston College (9-8, 1-3) with 17 points, was fouled shooting a 3-pointer with a half-second left. The first two free throws rolled in but Hanlan front-rimmed the last one. The ball was tipped in the lane and the horn sounded. Lonnie Jackson added 16 points for the Eagles and Ryan Anderson had 11. Scott's two free throws had given the Hurricanes a 58-57 edge with 25 seconds to play. After the Eagles called timeout to set up a play, Scott drew an offensive foul near midcourt from Joe Rahon, appearing to take an elbow up high. With Boston College clinging to a one-point lead, the teams traded misses before Scott stole Hanlan's pass in front of the Eagles' bench and drove to the basket for a miss, but Kadji had the put-back to push Miami ahead 56-55 with 1:36 to play. After a timeout, Hanlan was fouled and hit both ends of a 1-and-1, moving the Eagles back in front with 67 seconds left. Miami's Rion Brown then missed a jumper from the left wing, but Hanlan missed the front end of a 1-and-1 before Scott was fouled and nailed his two from the line. Julian Gamble had six points during the Hurricanes' spree to start the second half. BC seemed to dictate the pace for much of the opening half, running the shot clock down into single digits on most possessions. Neither team held more than a two-possession lead in the slowly paced half that featured relatively few fastbreak chances. Both schools had zero fast-break points in the opening 20 minutes.

Notes: Miami shot 41.5 percent in the game against Boston College, the 12th time Miami has shot better than 40 percent in a game this season ... The Hurricanes have hit seven or more 3-pointers in nine games this season, including seven at Boston College ... Shane Larkin recorded five assists against the Eagles, the ninth game this season he has had four or more assists ... Kenny Kadji, who finished the game with 14 points, has had double digit scoring in 13 of the 16 games this season, including seven straight games ... Durand Scott scored nine points in the first half and 15 points for the game. Tonight's game was his best outing since his 18-point performance against La Salle on Jan. 2.

Game 2: Feb. 5, 2013 | Miami 72, Boston College 50

Kenny Kadji scored 10 points during a span of four possessions to start a second-half surge Tuesday night, and No. 8 Miami remained unbeaten in the Atlantic Coast Conference with a 72-50 victory over Boston College. Reserve junior Rion Brown tied a career high with 22 points, and Kadji had 16 points and eight rebounds in 21 minutes for the Hurricanes, who went 11 for 22 from 3-point range. They held an ACC opponent to 50 points or less for the fourth time. The Hurricanes (18-3, 9-0 Atlantic Coast Conference) have won 10 consecutive games and are 10-0 in their on-campus arena, winning each of the past three home games by at least 22 points. Nine victories in the ACC matches their highest total ever and they are the last unbeaten team in league play among the major conferences. Boston College (10-12, 2-7) lost to Miami for the second time in three weeks, and for the sixth straight time. Durand Scott had 11 points and seven rebounds for Miami while Shane Larkin added 10 points and five assists. Olivier Hanlan scored 16 points for the Eagles and Ryan Anderson had 14 points and 11 rebounds, but Miami outrebounded Boston College 42-30. The Eagles shot only 37 percent, including 5 for 23 from 3-point range. Joe Rahon, averaging 10.8 points per game, did not score. When Boston College reduced its deficit to six points early in the second half, Miami responded with a 17-4 run to put the game away. The spurt started with the 6-foot-11 Kadji. He sank a runner, hit a 3-pointer, converted a four-point play and then made one of two free throws for a 43-29 lead. Miami's bench outscored the Eagles' 28-6. The Hurricanes never trailed, racing to leads of 8-2 and 25-10. The margin was 33-23 at halftime.

Notes: Miami hit a season high 11 3-pointers against Boston College ... Kenny Kadji scored 16 points and grabbed eight rebounds. Julian Gamble finished the night with two blocks. UM held BC to 50 points, the sixth time this season that the Hurricanes have held a team to 50 or fewer points ... Rion Brown (22 points) tied his career-high and set his BankUnited Center all-time high. Brown scored a season-high five three-pointers and had multiple threes for the fifth time in the 2012-13 season ... Miami leads the ACC with a 9-0 mark in the league, the best start for an ACC team in conference play since Duke was 10-0 to begin the 2007-08 campaign.

Complete box scores on page 17 and 18 of the notes.



SERIES INFORMATION

Overall vs. Boston College	17-24
Games at Miami	9-11
Games at Chestnut Hill	9-11
Games on neutral courts	0-2
Current streak	Miami won 6
Last meeting	2/5/13 - UM won, 72-50
Larrañaga at UM vs. Boston College	4-0

**BOSTON COLLEGE (17-24)
(9-8 Since joining the ACC)**

1/21/06	L	65-61	(h)
2/16/06	L	65-54	(a)
1/16/07	L	82-63	(a)
2/7/07	L	75-68	(h)
3/9/07 (OT)	L	74-71	(n)
1/15/08	L	76-66	(a)
3/5/08	W	74-61	(h)
1/10/09	W	77-71	(a)
2/21/09	W	69-58	(h)
12/6/09	L	60-61	(a)
1/19/10	L	75-79	(h)
1/15/11	W	72-71	(h)
2/23/11	W	73-64	(a)
1/29/12	W	76-54	(a)
3/3/12	W	77-56	(h)
1/16/13	W	60-59	(a)
2/5/13	W	72-50	(h)

Game 1: Jan. 5, 2013 | Miami 62, Georgia Tech 49

Rion Brown came off the bench to score a career-high 22 points, and Miami's overall size gave Georgia Tech fits Saturday as the Hurricanes whipped the Yellow Jackets 62-49 in the Atlantic Coast Conference opener for both teams. Georgia Tech (10-3) had won six straight against a soft schedule in which the Yellow Jackets never faced height like the Hurricanes (10-3) offered. The Jackets were outscored 28-16 in the paint while losing for the first time in nine games in their new arena, McCamish Pavilion. Miami outrebounded Georgia Tech 40-29, with Hurricanes forward Kenny Kadji grabbing a season-high 14 to go with 11 points. Brown, son of former Georgia Tech player Tico Brown, scored 11 points to lead Miami to a 33-23 lead at halftime. Mfon Udofia and Kammeon Holsley led the Yellow Jackets with 10 points each. Georgia Tech, however, made just 17 of 52 shots.

Notes: Miami coach Jim Larrañaga earned his 500th career victory with UM's 62-49 win over Georgia Tech at McCamish Pavilion ... The Canes are 3-6 in ACC openers since joining the league for the 2004-05 season. UM is 1-5 on the road and 2-1 at home in ACC opening games. Miami has faced Georgia Tech four times in the first ACC game of the year, posting a 3-1 record, 1-1 on the road and 2-0 at home ... Rion Brown knocked down four 3-pointers on his way to a career-high 22 points ... Kenny Kadji recorded 11 points and a career-high 14 rebounds against the Yellow Jackets for his eighth-career double-double, and fourth of the season ... Julian Gamble notched seven points and seven rebounds against Georgia Tech. He has had seven or more rebounds in four of the last five games ... All eight Canes who played more than seven minutes in the game scored at least two points ... Georgia Tech entered the game against Miami unbeaten (8-0) in the new McCamish Pavilion. Miami scored 62 points against GT after Tech had held its last four opponents to an average of 47 ppg ... Miami shot 41.5 percent from the field and 36.8 percent from 3-point range against the Yellow Jackets. Tech's last four opponents had shot 29.4 percent from the floor and 21.1 percent on threes collectively.

Game 2: March 6, 2013 | Georgia Tech 71, Miami 69

Marcus Georges-Hunt followed his own miss for the winning tip-in at the buzzer Wednesday night, and Georgia Tech rallied past Miami 71-69 to prevent the Hurricanes from clinching the outright Atlantic Coast Conference title. The Hurricanes (23-6, 14-3 ACC), who squandered a 13-point lead in the second half, lost for the third time in four games and fell to 13-1 at home. They were already assured of a share of the title and can still clinch the championship outright by winning their regular season finale at home against Clemson on Saturday. Georgia Tech (16-13, 6-11) beat a Top 25 team for the first time since March 2010. After a basket by Tech's Daniel Miller's made it 69-all with 2:14 left, each team misfired. Robert Carter Jr. intercepted a pass by Durand Scott to set up the final possession with 35 seconds left. Georges-Hunt drove into the lane and threw up a one-hander over Kenny Kadji that bounced off the rim. Georges-Hunt and Carter both appeared to get a hand on the rebound, and the tip-in was credited to Georges-Hunt for only his second basket of the game. Bolden scored 21 points for Tech and went 4 for 8 from 3-point range. Miller added 17 points and five rebounds. Kadji had 18 points and 11 rebounds for the Hurricanes while Scott had 17 points. Offense was the bigger problem. Miami went 5 minutes without a field goal down the stretch and shot 36 percent in the second half.

Notes: Miami, who shot 73.7 percent from the free throw line, recorded its third straight game shooting better than season average of 66.5 percent overall and 64.9 percent in the ACC ... With 18 points and 11 rebounds, Kenny Kadji recorded his sixth double-double of the season ... With seven assists vs. Georgia Tech, Shane Larkin has now dishd out three or more assists in 25 games, five or more 15 times and nine once ... Trey McKinney Jones knocked down a pair of three pointers against GT, now hitting multiple threes in 13 games ... Durand Scott notched 17 points against GT, his 20th game this season in double-digits ... Julian Gamble recorded 11 points, five rebounds and two blocks against the Yellow Jackets.

Complete box scores on page 17 and 19 of the notes.



SERIES INFORMATION

Overall vs. Georgia Tech	10-7
Games at Miami	5-3
Games in Atlanta	5-4
Games on neutral courts	0-0
Current streak	GT won 1
Last meeting	3/6/13 - GT won, 71-69
Larrañaga at UM vs. Georgia Tech	3-1

GEORGIA TECH (10-7)

1/3/53	W	82-60	(h)
2/27/67	L	90-84	(a)
12/27/97	L	89-61	(h)
1/06/05	L	80-69	(a)
2/26/05	L	76-72	(h)
2/4/06	W	70-53	(a)
12/3/06	W	90-82	(h)
1/12/08	W	78-68	(h)
2/17/08	W	64-63	(a)
3/4/09	L	78-68	(a)
2/10/10	W	64-62	(h)
2/3/11	W	59-57	(h)
3/6/11	L	66-57	(a)
1/24/12	W	64-49	(a)
3/8/12	W	54-36	(a)
1/5/13	W	62-49	(a)
3/6/13	L	69-71	(h)

MIAMI VS. BOSTON COLLEGE THIS SEASON (2-0)

#	Player	gp-gs	min	avg	Total		3-Point		F-Throw		Rebounds					pts	avg						
					fg-fga	fg%	3fg-fga	3fg%	ft-fa	ft%	off	def	tot	avg	pf			dq	a	to	blk	stl	
35	Kenny Kadji	2-2	53	26.5	12-21	.571	4-8	.500	2-5	.400	5	8	13	6.5	4	0	2	4	2	0	30	15.0	
01	Durand Scott	2-2	64	32.0	10-23	.435	2-7	.286	4-4	1.000	2	8	10	5.0	5	1	4	0	0	3	26	13.0	
15	Rion Brown	2-0	56	28.0	8-17	.471	6-12	.500	3-5	.600	2	1	3	1.5	3	0	2	0	0	3	25	12.5	
00	Shane Larkin	2-2	67	33.5	6-14	.429	3-5	.600	2-2	1.000	1	8	9	4.5	4	0	10	2	0	3	17	8.5	
04	Trey McKinney Jones	2-2	55	27.5	4-13	.308	3-8	.375	5-8	.625	0	3	3	1.5	2	0	3	1	0	2	16	8.0	
45	Julian Gamble	2-2	35	17.5	4-9	.444	0-0	.000	0-0	.000	5	4	9	4.5	6	0	1	2	3	0	8	4.0	
42	Reggie Johnson	1-0	22	22.0	2-6	.333	0-0	.000	0-2	.000	3	6	9	9.0	3	0	2	4	0	0	4	4.0	
10	Raphael Akpejori	2-0	14	7.0	2-4	.500	0-0	.000	0-0	.000	0	2	2	1.0	0	0	0	0	0	0	4	2.0	
23	Tonye Jekiri	2-0	17	8.5	1-2	.500	0-0	.000	0-2	.000	3	2	5	2.5	2	0	1	1	1	2	2	1.0	
12	Justin Heller	1-0	2	2.0	0-0	.000	0-0	.000	0-0	.000	0	0	0	0.0	0	0	0	1	0	0	0	0.0	
03	Steve Sorenson	1-0	1	1.0	0-0	.000	0-0	.000	0-0	.000	0	0	0	0.0	0	0	0	1	0	0	0	0.0	
21	Erik Swoope	2-0	14	7.0	0-1	.000	0-0	.000	0-0	.000	1	4	5	2.5	2	0	0	1	0	0	0	0.0	
Team											2	2	4										
Total.....		2	400		49-110	.445	18-40	.450	16-28	.571	24	48	72	36.0	31	1	25	17	6	13	132	66.0	
Opponents.....		2	400		40-100	.400	13-45	.289	16-28	.571	17	44	61	30.5	33	0	18	21	4	11	109	54.5	

MIAMI VS. GEORGIA TECH THIS SEASON (1-1)

#	Player	gp-gs	min	avg	Total		3-Point		F-Throw		Rebounds					pts	avg						
					fg-fga	fg%	3fg-fga	3fg%	ft-fa	ft%	off	def	tot	avg	pf			dq	a	to	blk	stl	
35	Kenny Kadji	2-2	64	32.0	9-22	.409	3-11	.273	8-10	.800	4	21	25	12.5	2	0	1	3	4	1	29	14.5	
15	Rion Brown	2-0	32	16.0	9-13	.692	4-7	.571	0-0	.000	1	1	2	1.0	2	0	1	1	0	1	22	11.0	
01	Durand Scott	2-2	71	35.5	9-19	.474	2-5	.400	1-2	.500	2	3	5	2.5	6	0	5	7	1	3	21	10.5	
45	Julian Gamble	2-1	51	25.5	5-11	.455	0-0	.000	8-11	.727	3	8	11	5.5	6	0	1	1	4	0	18	9.0	
04	Trey McKinney Jones	2-2	64	32.0	6-16	.375	3-8	.375	3-5	.600	1	6	7	3.5	0	0	2	2	0	1	18	9.0	
00	Shane Larkin	2-2	74	37.0	6-14	.429	1-6	.167	4-5	.800	1	4	5	2.5	1	0	13	2	0	4	17	8.5	
10	Raphael Akpejori	1-0	13	13.0	1-3	.333	0-0	.000	0-0	.000	1	3	4	4.0	4	0	0	1	0	1	2	2.0	
42	Reggie Johnson	1-1	15	15.0	1-4	.250	0-0	.000	0-1	.000	0	1	1	1.0	2	0	0	3	0	0	2	2.0	
23	Tonye Jekiri	2-0	14	7.0	0-1	.000	0-0	.000	2-2	1.000	2	0	2	1.0	1	0	0	1	1	1	2	1.0	
21	Erik Swoope	1-0	2	2.0	0-0	.000	0-0	.000	0-2	.000	0	1	1	1.0	0	0	0	0	0	0	0	0.0	
Team											0	5	5										
Total.....		2	400		46-103	.447	13-37	.351	26-38	.684	15	53	68	34.0	24	0	23	21	10	12	131	65.5	
Opponents.....		2	400		47-110	.427	13-36	.361	13-21	.619	14	47	61	30.5	32	0	27	21	6	9	120	60.0	

CONFERENCE HONOR ROLL

FIRST TEAM ALL-ACC

Jack McClinton	2007-08
Jack McClinton	2008-09
Shane Larkin	2012-13

SECOND TEAM ALL-ACC

Guillermo Diaz	2004-05
Guillermo Diaz	2005-06
Kenny Kadji	2012-13

THIRD TEAM ALL-ACC

Robert Hite	2005-06
Jack McClinton	2006-07
Malcolm Grant	2010-11
Kenny Kadji	2011-12

HONORABLE MENTION ALL-ACC

Robert Hite	2004-05
Reggie Johnson	2010-11
Durand Scott	2011-12
Durand Scott	2012-13

ACC ALL-ROOKIE TEAM

Durand Scott	2009-10
Shane Larkin	2011-12

ACC ALL-DEFENSIVE TEAM

Anthony King	2004-05
Durand Scott	2012-13
Shane Larkin	2012-13

ACC ALL-ACADEMIC TEAM

Brian Asbury	2005-06
Jimmy Graham	2005-06
Adrian Thomas	2005-06
Jimmy Graham	2006-07
Jack McClinton	2006-07
Jack McClinton	2007-08
Jack McClinton	2008-09
Antoine Allen	2009-10
Erik Swoope	2010-11
Adrian Thomas	2010-11
Raphael Akpejori	2012-13

ACC COACH OF THE YEAR

Jim Larrañaga	2012-13
----------------------	----------------

ACC DEFENSIVE PLAYER OF THE YEAR

Durand Scott	2012-13
---------------------	----------------

ACC PLAYER OF THE WEEK

Robert Hite	Dec. 13, 2004
Guillermo Diaz	Jan. 10, 2005
Jack McClinton	Dec. 4, 2006
Jack McClinton	Dec. 17, 2007
Jack McClinton	Feb. 9, 2009
Reggie Johnson	Feb. 6, 2012
Durand Scott	Dec. 17, 2012
Durand Scott	Jan. 28, 2013
Shane Larkin	Feb. 4, 2013

PRESEASON ALL-ACC TEAM

Jack McClinton	2008-09
Malcolm Grant	2011-12

NATIONAL HONORS

ALL-AMERICANS

Dick Hickox	1960
AP Second Team, UPI Second Team	
Rick Barry	1965
Consensus First Team	
Don Churnutt	1970
AP Second Team, UPI Second Team	
Tim James	1999
AP Third Team, NABC Third Team	
Shane Larkin	2013
Sporting News Third Team	

OSCAR ROBERTSON PLAYER OF THE WEEK

Shane Larkin	Feb. 4, 2013
---------------------	---------------------

MIAMI IN NCAA STATS *As of March 11*

Category	Rank	Actual	National Leader	Actual
Won-Lost Percentage (345 ranked)	18	80.0	Gonzaga	93.8
Final Points (345 ranked)	172	2070.0	Iona	2603.0
Scoring Offense (345 ranked)	135	69.0	Northwestern St.	82.4
Scoring Defense (345 ranked)	34	59.9	Stephen F. Austin	50.2
Scoring Margin (345 ranked)	45	9.1	Florida	18.8
Field-Goal Percentage (345 ranked)	57	45.8	Weber St.	50.8
Field-Goal Percentage Defense (345 ranked)	36	39.4	Kansas	35.8
Three-Point Field Goals Per Game (345 ranked)	118	6.6	Iowa St.	10.0
Three-Point Field-Goal Percentage (345 ranked)	89	35.4	Weber St.	43.3
Three Pt FG Defense (345 ranked)	66	31.5	Weber St.	28.0
Free-Throw Percentage (345 ranked)	246	67.1	Davidson	80.5
Rebound Margin (345 ranked)	99	2.7	Colorado St.	12.4
Assists Per Game (345 ranked)	285	11.3	Ohio	17.9
Assist Turnover Ratio (345 ranked)	131	1.02	Notre Dame	1.57
Blocked Shots Per Game (345 ranked)	44	4.7	St. John's (NY)	7.5
Steals Per Game (345 ranked)	222	6.3	VCU	11.9
Final Opp Points (345 ranked)	321	1796.0	Longwood	2687.0
Turnovers Per Game (345 ranked)	24	11.1	Michigan	9.3
Turnover Margin (345 ranked)	131	0.9	VCU	8.0
Personal Fouls Per Game (345 ranked)	11	14.5	Western Ill.	12.6

HURRICANES IN NCAA STATS *As of March 11*

Category	Player	Rank	Actual	National Leader	Actual
Rebounds Per Game (250 ranked)	Kenny Kadji	214	6.9	Andre Roberson, Colo	11.5
Assists Per Game (250 ranked)	Shane Larkin	105	4.4	Jason Brickman, LIU	8.5
Blocked Shots Per Game (250 ranked)	Julian Gamble	83	1.8	Nerlens Noel, Ky	4.42
	Kenny Kadji	146	1.37		
Steals Per Game (250 ranked)	Shane Larkin	55	1.97	Anthony Hickey, LSU	3.07
	Durand Scott	160	1.63		
Assist Turnover Ratio (250 ranked)	Shane Larkin	91	1.96	Trey Burke, Mich.	3.48
Double Doubles (250 ranked)	Kenny Kadji	107	7.0	Mike Muscala, Bcknll	21.0

UNIVERSITY OF MIAMI

Academic Prestige

- No. 1 University in the state of Florida: Ranked No. 44 in Nation by US News & World Report
- Miami ranks No. 17 among BCS schools by US News & World Report
- UM, Northwestern and Duke are the only three BCS schools to record an APR score of 980 or better in football, men's basketball and baseball.
- University of Miami student-athletes have recorded a Graduation Success Rate (GSR) of 93 percent, the highest mark ever achieved for the school's athletics department. Miami basketball scored a 980 academic progress rate (APR), ranking in the 80-90th percentile nationally among men's basketball teams.

Graduation Rates

- Miami basketball has graduated 27 of 28 players over the last eight years
- 25 of 25 of Coach L's players have graduated since 2006

Small, Private School Environment

- 75% of UM classes have 25 or fewer students; 50% of classes have 15 or fewer students
- 11:1 student-to-faculty ratio
- Less than 10,000 undergraduate students enrolled

Diversity

- Miami ranks fifth among BCS schools in diversity (behind Cal, Stanford, UCLA, and USC) – 49% of UM students are minorities.

- Miami is rated No. 3 in race and class interaction by Princeton Review

Competitive Admissions

- 2,000 incoming freshmen out of a pool of 27,700 applications received
- 50% of new freshmen graduated in the top 5% of their class
- Average weighted GPA is 4.2

NCAA TOURNAMENT HISTORY

NCAA Tournament Results (4-6)

1959-60 (Mideast Region)

3/8/60 vs. Western Kentucky L 107-84 Lexington, Ky.

1997-98 (No. 11 seed — South Region)

3/13/98 vs. No. 6 UCLA L 65-62 Atlanta, Ga.

1998-99 (No. 2 seed — East Region)

3/12/99 vs. No. 15 Lafayette W 75-54 Boston, Mass.

3/14/99 vs. No. 10 Purdue L 73-63 Boston, Mass.

1999-2000 (No. 6 seed — South Region)

3/17/00 vs. No. 11 Arkansas W 75-71 Nashville, Tenn.

3/19/00 vs. No. 3 Ohio State W 75-62 Nashville, Tenn.

3/24/00 vs. No. 7 Tulsa L 80-71 Austin, Texas

2001-02 (No. 5 seed — West Region)

3/14/02 vs. No. 12 Missouri L 93-80 Albuquerque, N.M.

2007-08 (No. 7 seed — South Region)

3/21/08 vs. No. 10 St. Mary's W 78-64 Little Rock, Ark.

3/23/08 vs. No. 2 Texas L 75-72 Little Rock, Ark.

No seedings in 1959-60

NCAA Tournament

NCAA Appearances 6
 Overall Record 4-6
 Sweet 16 Appearances 1

1959-60 First Round
 1997-98 First Round
 1998-99 Second Round
 1999-2000 Sweet 16
 2001-02 First Round
 2007-08 Second Round

NCAA Tournament Record

... by Opponent

Opponent	W	L
Arkansas	1	0
UCLA	0	1
Lafayette	1	0
Missouri	0	1
Ohio State	1	0
Purdue	0	1
St. Mary's	1	0
Texas	0	1
Tulsa	0	1
Western Kentucky	0	1

... by seed

Seed	W	L
No. 2	1	1
No. 5	0	1
No. 6	2	1
No. 7	1	1
No. 11	0	1

LAST 5 GAMES (2-3)

#	Player	gp-gs	min	avg	fg-fga	fg%	3fg-fga	3fg%	ft-fa	ft%	off	def	tot	avg	pf	dq	a	to	blk	stl	pts	avg
35	Kenny Kadji	5-5	158	31.6	29-56	.518	13-28	.464	17-21	.810	8	37	45	9.0	10	0	1	8	7	1	88	17.6
00	Shane Larkin	5-4	186	37.2	28-57	.491	8-25	.320	19-25	.760	3	9	12	2.4	14	0	23	11	0	8	83	16.6
01	Durand Scott	5-4	177	35.4	22-53	.415	4-12	.333	13-18	.722	6	8	14	2.8	10	0	8	12	2	5	61	12.2
04	Trey McKinney Jones	5-5	149	29.8	19-36	.528	10-22	.455	5-6	.833	2	12	14	2.8	9	0	5	5	0	4	53	10.6
45	Julian Gamble	5-3	98	19.6	9-17	.529	0-0	.000	8-12	.667	8	11	19	3.8	13	0	2	2	4	0	26	5.2
42	Reggie Johnson	5-3	87	17.4	4-20	.200	0-0	.000	4-7	.571	8	15	23	4.6	10	0	5	9	2	1	12	2.4
15	Rion Brown	5-1	94	18.8	3-23	.130	2-15	.133	3-4	.750	1	12	13	2.6	9	0	1	6	0	0	11	2.2
23	Tonye Jekiri	5-0	32	6.4	3-4	.750	0-0	.000	4-6	.667	4	4	8	1.6	7	0	0	1	2	1	10	2.0
21	Erik Swoope	4-0	17	4.3	2-3	.667	0-0	.000	0-1	.000	3	2	5	1.3	6	0	1	0	0	0	4	1.0
10	Raphael Akpejori	2-0	2	1.0	0-0	.000	0-0	.000	0-0	.000	0	0	0	0.0	0	0	0	0	0	0	0	0.0
Team											9	7	16					1				
Total.....		5	1000		119-269	.442	37-102	.363	73-100	.730	52	117	169	33.8	88	0	46	55	17	20	348	69.6
Opponents.....		5	1000		121-254	.476	32-82	.390	63-99	.636	36	110	146	29.2	88	3	52	51	24	28	337	67.4

DURING THE STREAK (14-0)

#	Player	gp-gs	min	avg	fg-fga	fg%	3fg-fga	3fg%	ft-fa	ft%	off	def	tot	avg	pf	dq	a	to	blk	stl	pts	avg
35	Kenny Kadji	14-14	390	27.9	71-136	.522	20-49	.408	28-48	.583	17	71	88	6.3	34	1	10	26	19	7	190	13.6
00	Shane Larkin	14-14	504	36.0	67-140	.479	27-65	.415	22-34	.647	5	59	64	4.6	17	0	67	30	3	25	183	13.1
01	Durand Scott	14-14	473	33.8	60-137	.438	11-41	.268	32-41	.780	9	42	51	3.6	35	2	39	30	0	23	163	11.6
04	Trey McKinney Jones	14-14	409	29.2	39-104	.375	21-59	.356	18-23	.783	4	39	43	3.1	17	0	27	14	1	10	117	8.4
45	Julian Gamble	14-14	331	23.6	47-83	.566	0-0	.000	13-29	.448	36	54	90	6.4	36	1	4	11	39	8	107	7.6
15	Rion Brown	14-0	285	20.4	36-79	.456	19-49	.388	14-17	.824	8	11	19	1.4	15	0	10	6	0	6	105	7.5
42	Reggie Johnson	9-0	189	21.0	23-55	.418	0-4	.000	16-25	.640	16	45	61	6.8	22	0	6	21	9	4	62	6.9
23	Tonye Jekiri	14-0	95	6.8	9-16	.563	0-0	.000	2-5	.400	13	11	24	1.7	10	0	2	7	4	3	20	1.4
21	Erik Swoope	10-0	65	6.5	4-8	.500	0-0	.000	3-9	.333	5	10	15	1.5	6	0	1	2	0	0	11	1.1
10	Raphael Akpejori	9-0	49	5.4	3-9	.333	0-0	.000	0-0	.000	3	8	11	1.2	6	0	1	1	1	3	6	0.7
03	Steve Sorenson	4-0	5	1.3	0-0	.000	0-0	.000	1-2	.500	0	0	0	0.0	0	0	0	3	0	0	1	0.3
12	Justin Heller	4-0	5	1.3	0-2	.000	0-1	.000	0-0	.000	0	1	1	0.3	1	0	1	2	0	0	0	0.0
Team											19	33	52					1				
Total.....		14	2800		359-769	.467	98-268	.366	149-233	.639	135	384	519	37.1	199	4	168	154	76	89	965	68.9
Opponents.....		14	2800		298-787	.379	74-250	.296	127-198	.641	138	323	461	32.9	230	4	140	161	41	81	797	56.9

NON-CONFERENCE ONLY (9-3)

#	Player	gp-gs	min	avg	fg-fga	fg%	3fg-fga	3fg%	ft-fa	ft%	off	def	tot	avg	pf	dq	a	to	blk	stl	pts	avg
01	Durand Scott	9-9	324	36.0	51-100	.510	10-27	.370	31-44	.705	9	40	49	5.4	13	0	24	18	1	16	143	15.9
00	Shane Larkin	12-12	433	36.1	60-127	.472	22-50	.440	20-24	.833	4	39	43	3.6	17	0	44	27	1	27	162	13.5
42	Reggie Johnson	7-6	198	28.3	26-61	.426	1-6	.167	35-49	.714	22	49	71	10.1	15	0	8	17	13	3	88	12.6
35	Kenny Kadji	12-12	365	30.4	52-119	.437	12-41	.293	28-39	.718	21	63	84	7.0	33	0	16	25	18	8	144	12.0
04	Trey McKinney Jones	12-10	385	32.1	36-83	.434	18-43	.419	29-32	.906	7	40	47	3.9	25	0	17	13	1	11	119	9.9
45	Julian Gamble	12-6	212	17.7	28-51	.549	0-0	.000	14-29	.483	20	27	47	3.9	18	1	1	10	13	5	70	5.8
15	Rion Brown	12-5	291	24.3	23-73	.315	5-38	.132	12-20	.600	8	16	24	2.0	14	0	14	8	2	6	63	5.3
02	Bishop Daniels	3-0	50	16.7	5-11	.455	3-3	1.000	2-2	1.000	1	2	3	1.0	5	0	3	4	0	6	15	5.0
21	Erik Swoope	9-0	70	7.8	7-9	.778	1-1	1.000	3-10	.300	6	5	11	1.2	5	0	2	2	1	3	18	2.0
10	Raphael Akpejori	6-0	25	4.2	2-4	.500	0-0	.000	1-3	.333	3	4	7	1.2	1	0	0	1	2	0	5	0.8
12	Justin Heller	4-0	5	1.3	1-1	1.000	0-0	.000	0-2	.000	0	3	3	0.8	0	0	1	0	0	0	2	0.5
23	Tonye Jekiri	10-0	63	6.3	1-4	.250	0-0	.000	2-5	.400	4	5	9	0.9	13	0	1	2	3	2	4	0.4
03	Steve Sorenson	3-0	4	1.3	0-0	.000	0-0	.000	0-1	.000	0	0	0	0.0	0	0	0	0	0	0	0	0.0
Team											12	17	29					6				
Total.....		12	2425		292-643	.454	72-209	.344	177-260	.681	117	310	427	35.6	159	1	131	133	55	87	833	69.4
Opponents.....		12	2425		260-688	.378	81-261	.310	120-180	.667	141	279	420	35.0	224	6	136	156	30	64	721	60.1



HEAD COACH JIM LARRAÑAGA

Second Season | Providence, 1971

Hometown: The Bronx, N.Y. | Head Coach: American International, 1977-79 | Bowling Green, 1986-97 | George Mason, 1997-2011 | Miami, 2011-present

LARRAÑAGA'S CAREER

Head Coach

2011-pres. Miami
1997-2011 George Mason
1986-97 Bowling Green
1977-79 American International

Assistant

1979-86 Virginia
1971-76 Davidson

Player / Coach

1977 Geronemo Basketball Club (Belgium)

EDUCATION

Providence College, 1971, B.A. Economics
Archbishop Malloy High School, 1967

NCAA APPEARANCES

1999 - George Mason
2001 - George Mason
2006 - George Mason (Final Four)
2008 - George Mason
2011 - George Mason

NIT APPEARANCES

1990 - Bowling Green
1991 - Bowling Green
1997 - Bowling Green
2002 - George Mason
2004 - George Mason
2009 - George Mason
2012 - Miami

PLAYING CAREER

Geronemo Basketball Club (Belgium) 1976-77
Providence College, 1967-71
Archbishop Molloy, 1963-67

MISCELLANEOUS

Clair Bee Coach of the Year, 2006
CAA Coach of the Year, 2011
CAA Coach of the Year, 1999

PERSONAL

Born: Oct. 2, 1949 Hometown: Bronx, N.Y.
Wife: Liz Sons: Jay and Jon

Jim Larrañaga was named the 12th head coach of the University of Miami men's basketball program on April 22, 2011. In Year One at The U, the Canes posted a 20-13 record, making Larrañaga the first Miami head coach to record 20 wins in his inaugural season in Coral Gables. Under the new coaching staff, UM won nine games in conference play, the first time Miami has posted a winning record in ACC play since joining the conference for the 2004-05 season. The Canes ended the season tied for fourth in the ACC, another program-best accomplishment. On Feb. 5, 2012, Coach L & Co. did what no other hoops coach at Miami had done when he took the Canes into Cameron Indoor Stadium and defeated No. 7/5 Duke. Teetering on the edge of The Dance bubble, the Canes went 1-1 in the ACC Tournament and ended up in the NIT, defeating Valparaiso, but falling to Minnesota, the eventual NIT Championship runner-up.

Larrañaga came to Miami after serving as the head coach at George Mason for 14 seasons. He guided that program to five NCAA Tournament appearances (1999, 2001, 2006, 2008, 2011) - including an unprecedented run to the 2006 Final Four that captured the nation's attention, defeating Michigan State, North Carolina, Wichita State and UConn along the way. Following that run, he was selected the 2006 Clair Bee Coach of the Year. Larrañaga built the GMU Patriots' program into a perennial contender in the highly-regarded Colonial Athletic Association, winning more games than any other coach in program and conference history (273) en route to three conference titles (1999, 2001, 2008). A two-time CAA Coach of the Year honoree, Larrañaga earned the accolade in 2011, leading the Patriots to a 27-7 overall record and 16-2 conference mark en route to the CAA regular-season title and their fifth NCAA Tournament appearance under his leadership. Seeded a program-best eighth in the NCAA Tournament, George Mason rallied from a double-digit deficit to defeat ninth-seeded Villanova, 61-57, before falling to overall No. 1 seed Ohio State in the third

LARRAÑAGA'S CAREER RECORDS

School	Years	Overall	Conference
American International	1977-1979	27-26	none
Bowling Green	1986-1997	170-144	101-85
George Mason	1997-2011	273-164	165-79
Miami	2011-pres.	44-19	24-10
Overall	29	514-353	290-174

COACH JIM LARRAÑAGA AT A GLANCE

2006 Clair Bee Coach of the Year Five NCAA tournament appearances
2001 CAA Coach of the Year 2011, 2008, 2006, 2001, 1999
1999 CAA Coach of the Year Seven postseason NIT appearances
1997 MAC Coach of the Year 2012, 2009, 2004, 2002, 1997,
Seven 20-win seasons 1991, 1990

28 All-Colonial Athletic Conference selections
Coached George Evans, who was a three-time CAA Player of the Year, the CAA Rookie of the Year, a three-time CAA Defensive Player of the Year and on the CAA All-Defensive Team three times.
Two AP All-America (honorable mention) players
Nine CAA All-Defensive Team selections
Eight CAA All-Rookie Team selections
Three Dean Ehlers Award winners - given to the CAA player who best meets the criteria of academic achievement, leadership and community service.
12 All-MAC Conference selections
Coached Antonio Daniels - MAC Player of the Year and MAC Freshman of the Year
Two MAC Freshman of the Year selections
Four MAC All-Freshman Team selections

LARRAÑAGA YEAR-BY-YEAR

Year	School	Overall W-L	Conference W-L	Finish	Post-Season
1977-78	American International	14-13			
1978-79	American International	13-13			
1986-87	Bowling Green	15-14	10-6	3	
1987-88	Bowling Green	12-16	7-9	t-5	
1988-89	Bowling Green	13-15	6-10	t-6	
1989-90	Bowling Green	18-11	9-7	t-3	NIT 0-1
1990-91	Bowling Green	17-13	9-7	t-4	NIT 0-1
1991-92	Bowling Green	14-15	8-8	5	
1992-93	Bowling Green	11-16	8-10	t-6	
1993-94	Bowling Green	18-10	12-6	t-2	
1994-95	Bowling Green	16-11	10-8	t-5	
1995-96	Bowling Green	14-13	9-9	t-6	
1996-97	Bowling Green	22-10	13-5	t-1	NIT 0-1
1997-98	George Mason	9-18	6-10	6	
1998-99	George Mason	19-11	13-3	1	NCAA 0-1
1999-00	George Mason	19-11	12-4	t-1	
2000-01	George Mason	18-12	11-5	3	NCAA 0-1
2001-02	George Mason	19-10	13-5	2	NIT 0-1
2002-03	George Mason	16-12	11-7	4	
2003-04	George Mason	23-10	12-6	3	NIT 2-1
2004-05	George Mason	16-13	10-8	6	
2005-06	George Mason	27-8	15-3	t-1	NCAA 4-1
2006-07	George Mason	18-15	9-9	5	
2007-08	George Mason	23-11	12-6	2	NCAA 0-1
2008-09	George Mason	22-11	13-5	2	NIT 0-1
2009-10	George Mason	17-15	12-6	4	CIT 0-1
2010-11	George Mason	27-7	16-2	1	NCAA 1-1
2011-12	Miami	20-13	9-7	t-4	NIT 1-1
2012-13	Miami	24-6	15-3	1	
Overall		514-353	290-174		

round. In 2006, Larrañaga became the first coach at a mid-major school to take his team to the Final Four in 27 years and earned an at-large berth for a CAA team for the first time in 20 years. Along the way, he led Mason to a school record in wins, the school's first national ranking, George Mason's first appearance in the Top 10 and the school's first wins over Top 10 teams.

With 29 years of head coaching experience, the native of Bronx, N.Y., previously served as the head coach at Bowling Green for 11 seasons (1986-1997) and at Division II American International for two seasons (1977-79).

His first coaching opportunity came at Davidson College, where he served as an assistant coach to Terry Holland. Davidson captured three Southern Conference regular-season championships and an NIT berth in his five years there, and he compiled a 47-12 record doubling as the freshman team coach. In 1976, he left Davidson and spent one season as player-coach for the Geronemo Basketball Club in Belgium.

A 1971 graduate of Providence College with a degree in economics, Larrañaga was a four-year letterman for the Friars. As the team captain in his senior season, he led Providence to a 20-8 record and an NIT appearance. He graduated as the school's fifth all-time leading scorer with 1,258 points and was selected in the sixth round of the draft by the Detroit Pistons of the National Basketball Association. He was the team's top scorer as a sophomore and junior and was named New England's Division I Sophomore of the Year in 1969. He was inducted into the Providence College Hall of Fame in 1991.

Larrañaga, 63, and his wife, Liz, have two sons - Jay, who played for his father at Bowling Green and is an assistant coach with the Boston Celtics, and Jon, who was a member of his father's George Mason teams from 1999-2003 - and four grandchildren.

THE LAST TIME A ...**Player Scored 30 Points**

Miami Kenny Kadji (30), UNC Greensboro, 1/2/12
 Opponent Ryan Kelly (36), at Duke, 3/2/13

Player Scored 35 Points

Miami Jack McClinton (35) vs. North Carolina, 3/15/09
 Opponent Ryan Kelly (36), at Duke, 3/2/13

Player Scored 40 Points

Miami Darius Rice (43) vs. Connecticut, 1/20/03
 Opponent Sean Singletary (41), Virginia, 3/1/08

Two Players Scored 20 Points

Miami Shane Larkin (22), Kenny Kadji (20) vs. Virginia Tech, 2/27/13
 Opponent Omari Grier (27), Raymond Taylor (20) FAU, 12/17/11

Three Players Scored 20 Points

Miami Dwayne Collins (23), Brian Asbury (21), Jack McClinton (20) vs. Virginia Tech, 1/25/09
 Opponent Travis Mays (40), Alvin Heggs (22), Lance Blanks (21), Texas, 2/22/89

Five Players Scored in Double Figures

Miami Durand Scott (18), Julian Gamble (16), Reggie Johnson (15), Shane Larkin (13), Kenny Kadji (13), at NC State, 2/2/13
 Opponent Jon Scheyer (27), DeMarcus Nelson (19), Kyle Singler (12), Greg Paulus (12), Lance Thomas (10) Duke, 2/20/08

Six Players Scored in Double Figures

Miami Durand Scott (17), Rion Brown (15), Reggie Johnson (11), Shane Larkin (11), Trey McKinney Jones (11), DeQuan Jones (11) vs. Appalachian State, 12/30/11

Player Grabbed 15 Rebounds

Miami Reggie Johnson (20) vs. Florida Atlantic, 3/16/11
 Opponent Gani Lawal (18), Georgia Tech, 2/10/10

Two Players Grabbed 10 Rebounds

Miami Kenny Kadji (12) and Reggie Johnson (11) vs. Stetson, 11/9/12
 Opponent Marcus Ginyard (12), John Henson (12), North Carolina, 3/2/10

Three Players Grabbed 10 Rebounds

Miami Mark Richardson (11), Eric Brown (10), Joe Wylie (10) vs. FIU, 3/6/89
 Opponent Matt Harpring (12), Dion Glover (10), Michael Maddox (10), Georgia Tech, 12/2/79

Player Had 10 Assists

Miami Durand Scott (10) vs. North Carolina Central, 11/14/09
 Opponent Kendall Marshall (10), North Carolina, 3/11/11

Player Had 10 Blocks

Miami Anthony King (10) vs. Florida Atlantic, 11/29/04
 Opponent Jarvis Varnado (10), Mississippi State, 12/13/07

Player Had a Double-Double

Miami Kenny Kadji (23 pts, 12 rebs) vs. Clemson, 3/11/13
 Opponent CJ Leslie (18 pts, 12 rebs) at NC State, 2/2/13

Player Had a Triple-Double

Miami Anthony King (11 pts, 10 reb, 13 blks) vs. Florida Atlantic, 11/29/04
 Opponent Brendan Haywood (18 pts, 14 reb, 10 blks), North Carolina, 12/4/00

Two Players Had Double-Doubles

Miami Reggie Johnson (22 pts, 11 rebs) & Kenny Kadji (12 pts, 12 rebs), vs. Stetson, 11/9/12
 Opponent Hasheem Thabeet (19 pts, 14 reb), A.J. Price (13 pts, 11 reb), Connecticut, 11/23/08

Team Scored 100 Points

Miami 108 vs. Nova Southeastern, 11/16/09
 Opponent 105, North Carolina, 1/31/07

Team Scored 50 Points in a Half

Miami 51, (2nd half) at Hawaii, 12/22/12
 Opponent 51 (2nd half), UCF, 12/18/10

Team Shot 50 Percent in Both Halves

Miami .739 (17-23) / .542 (13-24) at Florida State, 2/13/13
 Opponent .538 (14-26) / .500 (16-32) vs. Georgia Tech, 3/6/13

Team Shot 60 Percent in a Half

Miami .739 (17-23), first half, at Florida State, 2/13/13
 Opponent .650 (13-20), second half, at NC State, 2/2/13

Team Shot 70 Percent in a Half

.739 (17-23), first half at Florida State, 2/13/13

Team Shot 60 Percent in a Game

Miami .638 (30-47), at Florida State, 2/13/13
 Opponent .622 (23-37), Clemson, 12/21/08

Team Shot Less Than 30 Percent in a Game

Miami .291 (16-55), FGCU, 11/13/12
 Opponent .297 (22-74), Duke, 1/23/13

Miami 87, Stetson 79 Game 1 BankUnited Center 11/09/12

Stetson 0-1 Player fg fga fg3 fga3 ft fta of de tot pf tp a to b s min

TOTAL FG% 1st Half: 12-29 41.4% 2nd Half: 16-34 47.1% Game: 44.4%

Miami 1-0 Player fg fga fg3 fga3 ft fta of de tot pf tp a to b s min

TOTAL FG% 1st Half: 11-28 39.3% 2nd Half: 21-33 63.6% Game: 52.5%

Officials: Jerry Heater, JB Caldwell, Brian Shey Technical fouls: Stetson-None. University of Miami-None.

Miami 77, Detroit 62 Game 4 BankUnited Center 11/24/12

DETROIT 2-2 Player fg fga fg3 fga3 ft fta of de tot pf tp a to b s min

TOTAL FG% 1st Half: 11-32 34.4% 2nd Half: 10-27 37.0% Game: 35.6%

Miami 3-1 Player fg fga fg3 fga3 ft fta of de tot pf tp a to b s min

TOTAL FG% 1st Half: 14-27 51.9% 2nd Half: 14-27 51.9% Game: 51.9%

Officials: Mike Eades, Ray Natili, Earl Walton Technical fouls: DETROIT-None. University of Miami-None.

FGCU 63, Miami 51 Game 2 Alico Arena 11/13/12

Miami 1-1 Player fg fga fg3 fga3 ft fta of de tot pf tp a to b s min

TOTAL FG% 1st Half: 8-30 26.7% 2nd Half: 8-25 32.0% Game: 29.1%

FGCU 1-1 Player fg fga fg3 fga3 ft fta of de tot pf tp a to b s min

TOTAL FG% 1st Half: 14-26 53.8% 2nd Half: 11-25 44.0% Game: 49.0%

Officials: Brian Shey, Frank Raposo and Jerry Heater Technical fouls: University of Miami-None. Florida Gulf Coast-None.

Miami 67, #13/14 Michigan State 59 Game 5 BankUnited Center 11/28/12

Michigan State 5-2 Player fg fga fg3 fga3 ft fta of de tot pf tp a to b s min

TOTAL FG% 1st Half: 13-29 44.8% 2nd Half: 11-30 36.7% Game: 40.7%

Miami 4-1 Player fg fga fg3 fga3 ft fta of de tot pf tp a to b s min

TOTAL FG% 1st Half: 11-24 45.8% 2nd Half: 10-20 50.0% Game: 47.7%

Officials: Roger Ayers, Les Jones, Ed Corbett Technical fouls: Michigan State-None. University of Miami-None.

Miami 73, Jacksonville 57 Game 3 BankUnited Center 11/16/12

Jacksonville Player fg fga fg3 fga3 ft fta of de tot pf tp a to b s min

TOTAL FG% 1st Half: 8-23 34.8% 2nd Half: 12-27 44.4% Game: 40.0%

Miami Player fg fga fg3 fga3 ft fta of de tot pf tp a to b s min

TOTAL FG% 1st Half: 8-15 53.3% 2nd Half: 15-24 62.5% Game: 59.0%

Officials: Patrick Adams, Doug Sirmons, Ron Grover Technical fouls: University of Miami-None. Jacksonville-None.

Miami 75, UMass 62 Game 6 Mullins Center 12/01/12

Miami 5-1 Player fg fga fg3 fga3 ft fta of de tot pf tp a to b s min

TOTAL FG% 1st Half: 11-27 40.7% 2nd Half: 14-25 56.0% Game: 48.1%

Massachusetts 3-3 Player fg fga fg3 fga3 ft fta of de tot pf tp a to b s min

TOTAL FG% 1st Half: 9-35 25.7% 2nd Half: 9-28 32.1% Game: 28.6%

Officials: Sean Hull, Tim Kelly, Chuck Jones Technical fouls: University of Miami-None. Massachusetts-None.

Miami 77, Charlotte 46 Game 7 BankUnited Center

Table with columns: Player, tot-fg, 3-pt, rebounds, of, de, tot, pf, tp, a, to, b, s, min. Includes player stats for Charlotte 9-1 and team totals.

Table with columns: Player, tot-fg, 3-pt, rebounds, of, de, tot, pf, tp, a, to, b, s, min. Includes player stats for Miami 6-1 and team totals.

Officials: Brian Dorsey, Brian O'Connell, Ray Perone. Technical fouls: Charlotte-None. University of Miami-None. Attendance: 3275.

Points in the paint-CHA 30,UM 40. Points off turnovers-CHA 6,UM 20. 2nd chance points-CHA 9,UM 7. Fast break points-CHA 0,UM 5.

Miami 72, UCF 50 Game 8 UCF Arena

Table with columns: Player, tot-fg, 3-pt, rebounds, of, de, tot, pf, tp, a, to, b, s, min. Includes player stats for Miami 7-1 and team totals.

Table with columns: Player, tot-fg, 3-pt, rebounds, of, de, tot, pf, tp, a, to, b, s, min. Includes player stats for UCF 6-3 and team totals.

Officials: Rick Crawford, Rickartzell, Zelton Sted. Technical fouls: University of Miami-None. UCF-None. Attendance: 5189.

Points in the paint-UM 34,UCF 22. Points off turnovers-UM 11,UCF 9. 2nd chance points-UM 19,UCF 7. Fast break points-UM 6,UCF 2.

Miami 73, Hawai'i 58 Game 9 Stan Sheriff Center

Table with columns: Player, tot-fg, 3-pt, rebounds, of, de, tot, pf, tp, a, to, b, s, min. Includes player stats for Miami 8-1 and team totals.

Table with columns: Player, tot-fg, 3-pt, rebounds, of, de, tot, pf, tp, a, to, b, s, min. Includes player stats for Hawai'i 5-4 and team totals.

Officials: Larry Spaulding, Mike Thibodeaux, Jason Baker. Technical fouls: University of Miami-None. Hawai'i-None. Attendance: 8120.

Points in the paint-UM 34,UH 28. Points off turnovers-UM 22,UH 10. 2nd chance points-UM 14,UH 12. Fast break points-UM 4,UH 0.

No. 4/5 Arizona 69, Miami 50 Game 10 Stan Sheriff Center

Table with columns: Player, tot-fg, 3-pt, rebounds, of, de, tot, pf, tp, a, to, b, s, min. Includes player stats for Arizona 11-0 and team totals.

Table with columns: Player, tot-fg, 3-pt, rebounds, of, de, tot, pf, tp, a, to, b, s, min. Includes player stats for Miami 8-2 and team totals.

Officials: JB Caldwell, Greg Nixon, Terry Moore. Technical fouls: Arizona-None. University of Miami-None. Attendance: 6564.

Points in the paint-ARIZ 30,UM 20. Points off turnovers-ARIZ 12,UM 5. 2nd chance points-ARIZ 13,UM 7. Fast break points-ARIZ 8,UM 0.

Indiana State 57, Miami 55 (OT) Game 11 Stan Sheriff Center

Table with columns: Player, tot-fg, 3-pt, rebounds, of, de, tot, pf, tp, a, to, b, s, min. Includes player stats for Indiana State 7-4 and team totals.

Table with columns: Player, tot-fg, 3-pt, rebounds, of, de, tot, pf, tp, a, to, b, s, min. Includes player stats for Miami 8-3 and team totals.

Officials: Larry Spaulding, Greg Nixon, Ryan Wells. Technical fouls: Indiana State-None. University of Miami-None. Attendance: 6514.

Points in the paint-INS 18,UM 38. Points off turnovers-INS 2,UM 11. 2nd chance points-INS 7,UM 18. Fast break points-INS 2,UM 2.

Miami 76, La Salle 59 Game 12 BankUnited Center

Table with columns: Player, tot-fg, 3-pt, rebounds, of, de, tot, pf, tp, a, to, b, s, min. Includes player stats for La Salle 9-3 and team totals.

Table with columns: Player, tot-fg, 3-pt, rebounds, of, de, tot, pf, tp, a, to, b, s, min. Includes player stats for Miami 9-3 and team totals.

Officials: Bernard Clinton, Joe Lindsay, Jeff Clark. Technical fouls: La Salle-None. University of Miami-None. Attendance: 3259.

Points in the paint-LAS 30,UM 28. Points off turnovers-LAS 5,UM 10. 2nd chance points-LAS 4,UM 12. Fast break points-LAS 3,UM 2.

#14/15 Miami 73, Va. Tech 64 Game 19 Cassell Stadium

Summary table for Game 19 showing player stats: total fg, 3-pt, rebounds, etc.

TOTAL FG% 1st Half: 13-28 46.4% 2nd Half: 13-26 50.0% Game: 48.1%

Summary table for Virginia Tech 11-9, 2-5 showing player stats.

TOTAL FG% 1st Half: 13-24 54.2% 2nd Half: 11-29 37.9% Game: 45.3%

Officials: Karl Hess, Bryan Kersey, Brian Dorsey

Score by Periods table for Game 19.

Points in the paint-UM 26,VT 16. Points off turnovers-UM 16,VT 12.

#8/11 Miami 87, North Carolina 61 Game 22 BankUnited Center

Summary table for Game 22 showing player stats.

TOTAL FG% 1st Half: 11-30 36.7% 2nd Half: 14-35 40.0% Game: 38.5%

Summary table for Miami 19-3 (10-0 ACC) showing player stats.

TOTAL FG% 1st Half: 17-30 56.7% 2nd Half: 14-27 51.9% Game: 54.4%

Points in the paint-NC 18,UM 22. Points off turnovers-NC 9,UM 16.

#14/15 Miami 79, #19 NC State 78 Game 20 PNC Arena

Summary table for Game 20 showing player stats.

TOTAL FG% 1st Half: 14-32 43.8% 2nd Half: 16-29 55.2% Game: 49.2%

Summary table for NC State 16-6 (5-4 ACC) showing player stats.

TOTAL FG% 1st Half: 15-32 46.9% 2nd Half: 13-20 65.0% Game: 53.8%

Officials: James Luckie, Tim Kelly, Bernard Clinton

Score by Periods table for Game 20.

Points in the paint-UM 50,ST 44. Points off turnovers-UM 22,ST 8.

#8/11 Miami 72, Boston College 50 Game 21 BankUnited Center

Summary table for Game 21 showing player stats.

TOTAL FG% 1st Half: 8-21 38.1% 2nd Half: 12-33 36.4% Game: 37.0%

Summary table for Miami 18-3, 9-0 ACC showing player stats.

TOTAL FG% 1st Half: 15-34 44.1% 2nd Half: 12-23 52.2% Game: 47.4%

Officials: Karl Hess, Mike Eades, Ray Natili

Score by Periods table for Game 21.

Points in the paint-BC 16,UM 26. Points off turnovers-BC 16,UM 9.

#3/4 Miami 74, Florida State 68 Game 23 Tucker Center

Summary table for Game 23 showing player stats.

TOTAL FG% 1st Half: 17-23 73.9% 2nd Half: 13-24 54.2% Game: 63.8%

Summary table for FSU 13-11 (5-6 ACC) showing player stats.

TOTAL FG% 1st Half: 10-24 41.7% 2nd Half: 14-28 50.0% Game: 46.2%

Points in the paint-UM 36,FS 30. Points off turnovers-UM 21,FS 21.

#3/4 Miami at Clemson Game 24 Littlejohn Coliseum

Summary table for Game 24 showing player stats.

TOTAL FG% 1st Half: 7-27 25.9% 2nd Half: 11-25 44.0% Game: 34.6%

Summary table for Clemson 13-12, 5-8 ACC showing player stats.


TOTAL FG% 1st Half: 7-30 23.3% 2nd Half: 10-26 38.5% Game: 30.4%

Officials: Karl Hess, Tim Nestor, John Cahill

Score by Periods table for Game 24.

Points in the paint-UM 24,CU 16. Points off turnovers-UM 4,CU 11.

2012-13 Photo Roster



25
Garrius Adams
Sr. | G | 6-6 | 195
Apex, N.C.
Middle Creek




10
Raphael Akpejori
Jr. | F | 6-10 | 236
Lagos, Nigeria
Sunrise Christian Academy (Kan.)




15
Rion Brown
Jr. | G | 6-6 | 200
Hinesville, Ga.
Liberty County



45
Julian Gamble
Sr. | F/C | 6-10 | 250
Durham, N.C.
Southern Durham




12
Justin Heller
Jr. | G | 6-2 | 180
Boca Raton, Fla.
West Boca Raton Community




Tonye Jekiri
Fr. | C | 7-0 | 227
Hialeah, Fla.
Champagnat Catholic School




42
Reggie Johnson
Sr. | C | 6-10 | 292
Winston-Salem, N.C.
Winston-Salem Prep




35
Kenny Kadji
Sr. | F/C | 6-11 | 242
Douala, Cameroon
Pendleton/IMG/Florida



0
Shane Larkin
So. | G | 5-11 | 176
Orlando, Fla.
Dr. Phillips (Fla.)



4
Trey McKinney Jones
Sr. | G | 6-5 | 220
Milwaukee, Wis.
South Milwaukee/UMKC



1
Durand Scott
Sr. | G | 6-5 | 203
The Bronx, N.Y.
Rice High



3
Steve Sorenson
Fr. | G | 6-0 | 151
Dallas, Texas
Mark's School of Texas



21
Erik Swoope
Jr. | F | 6-6 | 233
Lake Elsinore, Calif.
Harvard-Westlake



Jim Larranaga
Head Coach



Eric Konkol
Assistant Coach



Michael Huger
Assistant Coach



Chris Caputo
Assistant Coach



Mike Summey
Director of Operations



GARRIUS ADAMS

Senior | Guard | 6-6 | 195

Apex, N.C. | Middle Creek

#25

Adams Season / Career Highs

Points

Season: --
Career: 16, at UNGC 02/15/11

Rebounds

Season: --
Career: 9, vs. Virginia 2/5/11

Assists

Season: --
Career: 6, vs. McNeese State 11/24/10

Steals

Season: --
Career: 3, (4x) last at Ole Miss 11/25/11

Blocked Shots

Season: --
Career: 2, (2x) last vs. Boston College 1/19/10

Field Goals

Season: --
Career: 6, at UNGC 2/15/11

Field Goal Attempts

Season: --
Career: 11, at UNGC 2/15/11

Free Throws

Season: --
Career: 7, vs. UCF 12/18/10

Free Throw Attempts

Season: --
Career: 12, vs. UCF 12/18/10

3-Point Field Goals

Season: --
Career: 4 (2x) last at West Virginia 12/10/11

3-Point Field Goal Attempts

Season: --
Career: 7 (4x) last vs. FGCU 11/22/11

Foul Disqualifications

Season: --
Career: 1, vs. Tennessee Tech 11/11/11

Minutes

Season: --
Career: 40, vs. Virginia 2/5/11

As a Junior (2011-12): In 19 games, averaged 4.5 points, 2.1 rebounds, 0.9 assists and 0.6 steals in 16.9 minutes per game ... Shot 39.7 percent from field, 34.0 from distance and 55.0 at the line ... Started first six games of season ... Sat out 14 games in January and February with lower extremity injury. Had surgery on Jan. 19 and returned to court Feb. 18 ... Posted 2.4 points, 0.6 rebounds in five ACC games ... Scored 6.5 ppg in two NIT games, playing 25.5 mpg ... Led (or tied) for team game highs in steals four times and in scoring, rebounding, assists and blocks once apiece ... Season highs include 15 points at West Virginia, eight rebounds vs. Tennessee Tech, three assists vs. Valparaiso, trio of steals at Ole Miss, four three-pointers made at West Virginia and 32 minutes at West Virginia and against Florida Gulf Coast.

As a Sophomore (2010-11): Played in all 36 games, with 24 starts - including stretch of 15 straight during ACC play (1/15-3/6) ... Averaged 7.3 points, 3.7 rebounds, 1.8 assists and 1.0 steal in 28.2 minutes per game ... Played at least 20 minutes in 33-of-36 games this season, with 1,014 minutes on hardwood, ranking 17th in program history ... Scored in double-figures 12 times, including seven times versus ACC opponents ... Grabbed five-plus boards 11 times, including season-high nine in overtime win against Virginia (2/5).

As a Freshman (2009-10): Averaged 3.8 points and 2.1 rebounds per game, playing in 32 games as true freshman -- tying Reggie Johnson for second-most appearances among UM freshmen in 2009-10 ... Started seven-straight games in ACC play -- also second most among UM freshmen, posting 3.9 points and 1.7 boards per outing versus conference opponents ... Knocked down three-pointer in seven of last 12 games ... Scored in double figures twice, including season- and game-high 13 points at Wake Forest (2/2) on season-best 4-of-8 shooting from field -- including season-best 3-for-5 from beyond the -- with three rebounds and steal.

High School: Ranked among the top 20 shooting guards by ESPN and among top 30 by Scout ... Averaged 21.8 points per game as a senior en route to setting Middle Creek High School scoring record in career points ... In 2009, named to N.C. Basketball Coaches Association District 5 All-District first team and NCPreds.com All-State Boys Basketball Team ... Competed in North Carolina/South Carolina All-Star Classic ... As a junior, averaged 18.2 points and 7.8 rebounds per game en route to NCHSAA 4-A All-State honors ... Coached by David Kushner ... Averaged 20.1 points per game with AAU team -- Garner Road, and was named to all-tournament team at Bob Gibbons Tournament of Champions in May 2008 ... Also recruited by Wake Forest, NC State, Virginia Tech and South Carolina.

Personal: First name is pronounced GARY-us ... Born Nov. 15, 1990 ... Son of Valerie and Gary Adams ... Brother to Deion, Ashley and Destiny ... Will graduate in June 2013 with a degree in sports administration ... Aspirations of becoming general manager of NBA team ... Off the court, enjoys music.

2009-10			
Opposition	P	R	A
NC Central	3	4	0
Nova Southeastern	10	2	0
Tulane	4	2	1
UNC Wilmington	0	0	0
South Carolina	3	2	0
FGCU	6	3	2
USC Upstate	1	3	1
Minnesota	2	1	1
at Boston College	4	1	1
SC State	5	4	1
at Stetson	4	5	0
FAU	9	2	1
NC A&T	1	8	1
Bethune-Cookman	6	2	0
at Pepperdine	5	1	2
Wake Forest	0	1	0
at Virginia Tech	6	2	1
at Virginia	0	1	0
Boston College	2	2	3
at Maryland	4	1	1
Virginia Tech	3	1	0
at Wake Forest	13	3	0
at Florida St.	5	3	1
Georgia Tech	6	3	0
at Clemson	5	0	2
Duke	2	2	0
Virginia	3	3	0
NC State	9	1	0
at North Carolina	0	1	0
Florida St.	0	2	0
Wake Forest	0	0	0
Duke	0	0	0

2010-11			
Opposition	P	R	A
Jacksonville	3	1	3
at Memphis	5	7	0
N.C. Central	10	3	2
at Rutgers	0	0	0
McNeese St.	11	4	6
at FGCU	13	5	1
Ole Miss	6	3	2
West Virginia	9	3	2
Stetson	4	2	5
UCF	7	5	0
Oral Roberts	10	2	0
Rice	9	4	3
Akron	4	1	1
Pepperdine	6	0	2
at Duke	0	3	0
at Clemson	14	5	3
BC	12	2	2
Florida St.	2	8	2
at NC State	2	2	2
UNC	12	3	1
at Virginia Tech	11	2	1
Georgia Tech	11	3	1
Virginia	8	9	2
at Wake Forest	8	4	1
Duke	9	6	2
at UNGC	16	4	2
Clemson	4	5	3
at BC	12	6	4
at Florida St.	7	8	3
Maryland	4	4	3
at Georgia Tech	7	1	1
Virginia Tech	10	5	2
UNC	0	3	1
FAU	4	2	1
Missouri St.	8	3	1
at Alabama	4	4	1

2011-12			
Opposition	P	R	A
TENNESSEE TECH	3	8	0
RUTGERS	9	3	2
UNF	14	5	2
FLA. GULF COAST	7	4	1
at Ole Miss	4	7	1
at Purdue	2	1	1
Memphis	0	0	0
at West Virginia	15	3	2
APPALACHIAN ST.	3	1	1
UNCG	0	1	1
WAKE FOREST	6	2	1
at Maryland	0	0	0
FLORIDA STATE	1	0	0
at NC State	5	1	0
BOSTON COLLEGE	0	0	1
at Georgia Tech	0	0	0
vs. Florida State	3	1	1
VALPARAISO	8	2	3
MINNESOTA	5	1	0

ADAMS CAREER STATISTICS																									
Season	GP	GS	Min.	Avg.	Total			3-Point			Free Throws			Rebounds				Scoring							
					FGA	Pct.	FT	FTA	Pct.	Off.	Def.	Tot.	Avg.	PF	FO	Ast.	TO	Blk	Stl	Pts.	Avg.				
2009-10	32	7	540	16.9	38	118	.322	26	89	.292	19	29	.655	19	47	66	2.1	20	0	19	25	6	23	121	3.8
2010-11	36	24	1014	28.2	88	227	.388	35	114	.307	51	75	.680	37	95	132	3.7	68	0	66	60	6	37	262	7.3
2011-12	19	6	319	16.8	29	73	.397	16	47	.340	11	20	.550	11	29	40	2.1	21	1	17	14	2	11	85	4.5
TOTAL	87	37	1873	21.5	155	418	.371	77	250	.308	81	124	.653	67	171	238	2.7	109	1	102	99	14	71	468	5.4



RAPHAEL AKPEJIORI #10

Junior | Forward | 6-10 | 236

Lagos, Nigeria | Sunrise Christian Academy (Kan.)

Akpejori Season / Career Highs

Points
 Season: 4, at Boston College, 1/16/13
 Career: 8, vs. NC Central 11/19/10
 ACC: 4 (2x) last at Boston College, 1/16/13

Rebounds
 Season: 4 (2x) last vs. Maryland, 1/13/13
 Career: 7, at Purdue 11/29/11
 ACC: 4 (3x) last vs. Maryland, 1/13/13

Assists
 Season: 1, vs. Florida State, 1/27/13
 Career: 1 (3x), last vs. Florida State, 1/27/13
 ACC: 1, vs. Florida State, 1/27/13

Steals
 Season: 1 (3x), last vs. Florida State, 1/27/13
 Career: 1, (8x), last vs. Florida State, 1/27/13
 ACC: 1 (5x), last vs. Florida State, 1/27/13

Blocked Shots
 Season: 2, vs. Charlotte, 12/14/12
 Career: 4 (2x), last vs. UNF 11/19/11
 ACC: 2, vs. Florida State, 1/19/11

Field Goals
 Season: 2, at Boston College, 1/16/13
 Career: 3(2x) last vs. Tennessee Tech 11/11/11
 ACC: 2 (2x) last at Boston College, 1/16/13

Field Goal Attempts
 Season: 3 (2x) last at Boston College, 1/16/13
 Career: 4, UNF 11/19/11
 ACC: 3 (3x) last at Boston College, 1/16/13

Free Throws
 Season: 1, vs. Arizona, 12/23/12
 Career: 4, at Rutgers 11/21/10
 ACC: 2, vs. Florida State, 1/19/11

Free Throw Attempts
 Season: 2, vs. Arizona, 12/23/12
 Career: 4 (4x), last vs. Memphis 12/06/11
 ACC: 3, at Duke, 1/2/11

3-Point Field Goals
 Season: --
 Career: --
 ACC: --

3-Point Field Goal Attempts
 Season: --
 Career: --
 ACC: --

Foul Disqualifications
 Season: --
 Career: --

Minutes
 Season: 13, at Georgia Tech, 1/5/13
 Career: 22, vs. UNF 11/19/11
 ACC: 13, at Georgia Tech, 1/5/13

- Very strong and physical player who loves contact and has no regard for his own body
- Sets hard screens and rebounds at a good rate
- Majoring in mechanical engineering, taking classes such as applied thermodynamics and design of fluid & thermal systems. Three siblings are studying in Nigeria to be a civil engineer, chemical engineer and cell biology & genetics engineer.
- 185 test: 16 reps | Front squat: 330 | 1-step vertical: 33.5 | Bench max: 270
- Improved bench max from 215 to 270 and 185 test from 9-16 in 15 months under strength coach Jim Krumpus
- Full name is Ethasor Raphael Akpejori ... Goes by Raphael ... First name is pronounced A-tha-saur ... Last name is pronounced AHK-peh-jour-ee
- Born Oct. 10, 1990
- Also recruited by Texas A&M, Colorado, USF and UCF

As a Sophomore (2011-12):

- Averaged 3.1 points and 2.6 rebounds in first nine games of season
- Led (or tied) for team game highs in blocked shots three times and in rebounds once
- Averaged 11.9 minutes per game until return of Reggie Johnson
- Book Buster (3.0 GPA), Athletics Director Honor Roll (3.2 GPA), Dean's List (3.5 GPA)

As a Freshman (2010-11):

- UM's second-most active player on glass, pulling down 18.5 percent of rebounds when in game - including 20.8 percent of defensive boards.

High School

Kansas All-State Class 1-A honorable mention selection ... Rated as No. 64 power forward by ESPN ... Played AAU basketball for Baltimore Elite ... Played in international game during 2008 Jordan Brand Basketball Classic in New York City.

2010-11				2011-12			
Opposition	P	R	A	Opposition	P	R	A
Jacksonville	0	1	0	TENNESSEE TECH	7	3	0
at Memphis	2	1	0	RUTGERS	3	1	1
N.C. Central	8	5	0	UNF	5	4	0
at Rutgers	4	2	0	FLA. GULF COAST	0	0	0
McNeese St.	2	4	0	at Ole Miss	0	1	0
at FGCU	1	2	0	at Purdue	2	7	1
West Virginia	0	0	0	UMASS	6	3	0
Stetson	2	0	0	Memphis	2	2	0
UCF	1	1	0	at West Virginia	3	2	0
Oral Roberts	2	4	0	at Charlotte	0	0	0
Rice	0	2	0	APPALACHIAN ST.	0	0	0
Pepperdine	3	2	0	at North Carolina	2	1	0
at Duke	1	3	0	at Boston College	0	0	0
at Clemson	0	0	0	MARYLAND	4	1	0
Florida St.	2	0	0	VIRGINIA TECH	0	0	0
UNC	1	1	0	NORTH CAROLINA	0	0	0
at Virginia Tech	0	0	0	WAKE FOREST	0	0	0
at UNC	2	2	0	at Maryland	2	2	0
Maryland	0	0	0	FLORIDA STATE	0	4	0
at Alabama	0	1	0	at Georgia Tech	0	0	0
				vs. Florida State	0	1	0
				MINNESOTA	0	1	0

CAREER STATISTICS

Season	GP	GS	Min.	Avg.	Total			3-Point			Free Throws			Rebounds				Scoring							
					FG	FGA	Pct.	FG	FGA	Pct.	FT	FTA	Pct.	Off.	Def.	Tot.	Avg.	PF	FO	Ast.	TO	Blk	Stl	Pts.	Avg.
2010-11	20	0	98	4.9	5	10	.500	0	0	.000	21	32	.656	13	18	31	1.6	16	0	0	5	12	2	31	1.6
2011-12	22	3	147	6.7	13	27	.481	0	0	.000	10	17	.588	21	12	33	1.5	27	0	2	7	11	4	36	1.6
2012-13	16	0	73	4.6	5	13	.385	0	0	.000	1	3	.333	6	12	18	1.1	7	0	1	2	3	3	11	0.7
TOTAL	58	3	318	5.5	23	50	.460	0	0	.000	32	52	.615	40	42	82	1.4	50	0	3	14	26	9	78	1.3

AKPEJIORI 2012-13

Opponent	Date	GS	Min	TOTAL			3-PTS			FREE THROWS			REBOUNDS				PF	FO	A	TO	Blk	Stl	Pts	Avg
				FG	FGA	Pct	3FG	FGA	Pct	FT	FTA	Pct	Off	Def	Tot	Avg								
CHARLOTTE	12-14-12	3	1	2	.500	0	0	.000	0	1	.000	0	0	0	0.0	0	0	0	2	0	2	2.0		
at UCF	12-18-12	1	0	0	.000	0	0	.000	0	0	.000	0	1	0	0.5	0	0	0	0	0	0	1.0		
at Hawai'i	12-22-12	4	0	0	.000	0	0	.000	0	0	.000	1	1	2	1.0	0	0	0	0	0	0	0.7		
vs Arizona	12-23-12	3	0	0	.000	0	0	.000	1	2	.500	0	1	1	1.0	0	0	0	0	0	1	0.8		
vs Indiana State	12-25-12	11	1	2	.500	0	0	.000	0	0	.000	2	1	3	1.4	1	0	0	1	0	2	1.0		
LA SALLE	01-02-13	3	0	0	.000	0	0	.000	0	0	.000	0	0	0	1.2	0	0	0	0	0	0	0.8		
at Georgia Tech	01-05-13	13	1	3	.333	0	0	.000	0	0	.000	1	3	4	1.6	4	0	0	1	0	1	2	1.0	
at North Carolina	01-10-13	7	0	0	.000	0	0	.000	0	0	.000	0	0	0	1.4	0	0	0	0	1	0	0.9		
MARYLAND	01-13-13	7	0	2	.000	0	0	.000	0	0	.000	2	2	4	1.7	1	0	0	0	0	1	0.8		
at Boston College	01-16-13	12	2	3	.667	0	0	.000	0	0	.000	0	2	2	1.7	0	0	0	0	0	4	1.1		
DUKE	01-23-13	2	0	0	.000	0	0	.000	0	0	.000	0	1	1	1.6	0	0	0	0	0	0	1.0		
FLORIDA STATE	01-27-13	2	0	0	.000	0	0	.000	0	0	.000	0	0	0	1.5	1	0	1	0	0	1	0.9		
BOSTON COLLEGE	02-05-13	2	0	1	.000	0	0	.000	0	0	.000	0	0	0	1.4	0	0	0	0	0	0	0.8		
NORTH CAROLINA	02-09-13	1	0	0	.000	0	0	.000	0	0	.000	0	0	0	1.3	0	0	0	0	0	0	0.8		
VIRGINIA TECH	02-27-13	2	0	0	.000	0	0	.000	0	0	.000	0	0	0	1.2	0	0	0	0	0	0	0.7		
CLEMSON	03-09-13	0	0	0	.000	0	0	.000	0	0	.000	0	0	0	1.1	0	0	0	0	0	0	0.7		



TONYE JEKIRI

Freshman | Center | 7-0 | 227

#23

Hialeah, Fla. | Champaign Catholic School

- Only played basketball for three years after moving to South Florida in September 2010 to begin hoops career
- Terrific learner who picks up concepts quickly
- Good passer for his size
- Developing his offensive game
- Can play with back to basket or step out for a 10-12-foot shot
- Runs the floor like a guard and has unstoppable motor
- Only scholarship freshman on the team, second Florida recruit in Larranaga era
- Acclimated himself well from Nigeria to US culture
- Chose jersey number 23 because July 23 is birthday
- 185 test: 9 reps | front squat: 245 | 1-step vertical: 31.5 | Bench max: 235
- Majoring in sports administration
- Born July 23, 1994 in Nigeria ... Given name is Tonye Frank Jekiri (TAHN-yay Ja-KEER-EE) ... Brother to Tammie, Omiebi and Boma
- Originally from Nigeria, Jekiri moved to South Florida in September 2010 to begin basketball career ... Previously played soccer
- Chose Miami over considerations from Virginia Tech, Clemson, Florida State, Auburn, Vanderbilt and Alabama
- Larranaga's second recruit from state of Florida, joining current Canes sophomore Shane Larkin from Orlando, Fla.

High School

Rated 17th-best center in country by *ESPN.com* and No. 13 by *Scout.com* ... Averaged 20 points, 12 rebounds and 5 blocks per game as a senior ... Notched 45 points and 20 rebounds in regional semifinals and 18 points, 14 rebounds and six blocks in regional finals ... Led team to 2A state title game ... First team 2011-12 Boys Class 2A All-State team ... First team All-FHSAA Tournament at state championships ... *Orlando Sentinel's* 2011-12 All-Florida boys basketball team ... Averaged 14 points and 10 rebounds per game as a junior with Champaign, first year of organized hoops ... Team MVP ... Team captain ... On AAU circuit, played for Team Breakdown ... Dominated at Source Hoops Elite Camp and led Team Breakdown to championships in Breakdown Hoops Festival and Big Shots Myrtle Beach I.

Jekiri Career Highs


Points	Career: 4 (2x) last vs. Virginia Tech, 2/28/13 ACC: 4 (2x) last vs. Virginia Tech, 2/28/13
Rebounds	Career: 4 (2x) last vs. Boston College 2/5/13 ACC: 4 (2x) last vs. Boston College 2/5/13
Assists	Career: 1 (2x), last at Boston College, 1/16/13 ACC: 1, at Boston College, 1/16/13
Steals	Career: 1 (6x), last vs. Georgia Tech 3/6/13 ACC: 1 (4x), last vs. Georgia Tech 3/6/13
Blocked Shots	Career: 2 (2x) last vs. Virginia Tech, 2/28/13 ACC: 2, vs. Virginia Tech, 2/28/13
Field Goals	Career: 2, vs. Florida State, 1/27/13 ACC: 2, vs. Florida State, 1/27/13
Field Goal Attempts	Career: 3 (3x), last vs. Florida State, 1/27/13 ACC: 3 (2x), last vs. Florida State, 1/27/13
Free Throws	Career: 4, vs. Virginia Tech, 2/28/13 ACC: 4, vs. Virginia Tech, 2/28/13
Free Throw Attempts	Career: 6, vs. Virginia Tech, 2/28/13 ACC: 6, vs. Virginia Tech, 2/28/13
3-Point Field Goals	Career: -- ACC: --
3-Point Field Goal Attempts	Career: -- ACC: --
Foul Disqualifications	Career: --
Minutes	Career: 12 (2x) last vs. Florida State, 1/27/13 ACC: 12 (2x) last vs. Florida State, 1/27/13

CAREER STATISTICS

Season	GP	GS	Min.	Avg.	Total			3-Point			Free Throws			Rebounds				Scoring							
					FG	FGA	Pct.	FG	FGA	Pct.	FT	FTA	Pct.	Off.	Def.	Tot.	Avg.	PF	FO	Ast.	TO	Blk	Stl	Pts.	Avg.
2012-13	28	0	187	6.7	13	24	.542	0	0	.000	8	16	.500	21	19	40	1.4	30	0	3	10	9	6	34	1.2

JEKIRI 2012-13

Opponent	Date	GS	Min	TOTAL			3-PTS			FREE THROWS			REBOUNDS				PF	FO	A	TO	Blk	Stl	Pts	Avg	
				FG	FGA	Pct	3FG	FGA	Pct	FT	FTA	Pct	Off	Def	Tot	Avg									
at FGCU	11-13-12	9	0	0	.000	0	0	.000	1	2	.500	1	1	2	2.0	2	0	0	1	0	0	1	0	1	1.0
JACKSONVILLE	11-16-12	6	0	0	.000	0	0	.000	0	1	.000	0	0	0	1.0	1	0	0	1	0	1	0	1	0	0.5
MICHIGAN STATE	11-28-12	8	0	0	.000	0	0	.000	0	0	.000	0	2	2	1.3	1	0	0	0	0	0	0	0	0	0.3
at Massachusetts	12-01-12	2	0	0	.000	0	0	.000	0	0	.000	0	0	0	1.0	0	0	0	0	0	0	0	0	0	0.3
CHARLOTTE	12-14-12	11	0	0	.000	0	0	.000	0	0	.000	0	0	0	0.8	1	0	0	0	2	0	0	0	0	0.2
at UCF	12-18-12	8	1	3	.333	0	0	.000	1	2	.500	2	0	2	1.0	4	0	0	0	0	0	0	0	3	0.7
at Hawai'i	12-22-12	9	0	0	.000	0	0	.000	0	0	.000	0	0	0	0.9	1	0	1	0	0	0	1	0	0	0.6
vs Arizona	12-23-12	7	0	1	.000	0	0	.000	0	0	.000	1	1	2	1.0	3	0	0	0	1	0	0	0	0	0.5
vs Indiana State	12-25-12	0	0	0	.000	0	0	.000	0	0	.000	0	0	0	0.9	0	0	0	0	0	0	0	0	0	0.4
LA SALLE	01-02-13	3	0	0	.000	0	0	.000	0	0	.000	0	1	1	0.9	0	0	0	0	0	0	0	0	0	0.4
at Georgia Tech	01-05-13	7	0	0	.000	0	0	.000	2	2	1.000	2	0	2	1.0	0	0	0	1	1	0	0	2	0.5	
at North Carolina	01-10-13	2	0	0	.000	0	0	.000	0	0	.000	1	0	1	1.0	0	0	0	0	0	0	0	0	0	0.5
MARYLAND	01-13-13	7	1	2	.500	0	0	.000	0	0	.000	2	2	4	1.2	1	0	0	0	0	0	0	2	0.6	
at Boston College	01-16-13	7	0	0	.000	0	0	.000	0	0	.000	0	1	1	1.2	1	0	1	1	0	1	0	1	0	0.6
DUKE	01-23-13	12	1	3	.333	0	0	.000	0	1	.000	1	1	2	1.3	0	0	0	0	1	1	0	1	2	0.7
FLORIDA STATE	01-27-13	12	2	3	.667	0	0	.000	0	0	.000	1	1	2	1.3	3	0	0	2	1	0	4	0	0.9	
at Virginia Tech	01-30-13	6	1	1	1.000	0	0	.000	0	0	.000	0	1	1	1.3	1	0	0	0	0	0	0	2	0.9	
at NC State	02-02-13	6	0	0	.000	0	0	.000	0	0	.000	2	0	2	1.3	0	0	1	2	0	0	0	0	0	0.9
BOSTON COLLEGE	02-05-13	10	1	2	.500	0	0	.000	0	2	.000	3	1	4	1.5	1	0	0	0	1	1	1	2	0.9	
NORTH CAROLINA	02-09-13	9	1	1	1.000	0	0	.000	0	0	.000	1	1	2	1.5	1	0	0	1	0	0	0	2	1.0	
at Florida State	02-13-13	7	1	2	.500	0	0	.000	0	0	.000	0	2	2	1.5	1	0	0	0	0	0	0	2	1.0	
at Clemson	02-17-13	2	0	0	.000	0	0	.000	0	0	.000	0	0	0	1.5	1	0	0	0	0	0	0	0	1.0	
VIRGINIA	02-19-13	5	1	2	.500	0	0	.000	0	0	.000	0	0	0	1.4	0	0	0	0	0	0	0	2	1.0	
at Wake Forest	02-23-13	7	1	1	1.000	0	0	.000	0	0	.000	2	1	3	1.5	2	0	0	0	0	0	0	2	1.1	
VIRGINIA TECH	02-27-13	7	0	0	.000	0	0	.000	4	6	.667	1	1	2	1.5	1	0	0	0	2	0	4	0	1.2	
at Duke	03-02-13	5	1	1	1.000	0	0	.000	0	0	.000	0	0	0	1.4	1	0	0	1	0	0	0	2	1.2	
GEORGIA TECH	03-06-13	7	0	1	.000	0	0	.000	0	0	.000	0	0	0	1.4	1	0	0	0	0	1	0	0	1.2	
CLEMSON	03-09-13	6	1	1	1.000	0	0	.000	0	0	.000	1	2	3	1.4	2	0	0	0	0	0	0	2	1.2	



JUSTIN HELLER

Junior | Guard | 6-2 | 180

Boca Raton, Fla. | West Boca Raton Community

#12

Heller Career Highs

Points	Career: 2, vs. Charlotte, 12/14/12
Rebounds	Career: 3, vs. Charlotte, 12/14/12
Assists	Career: 1 (2x) last vs. Florida State, 1/27/13
Steals	Career: --
Blocked Shots	Career: --
Field Goals	Career: 1, vs. Charlotte, 12/14/12
Field Goal Attempts	Career: 1 (5x), last vs. Florida State, 1/27/13
Free Throws	Career: --
Free Throw Attempts	Career: 2, vs. Charlotte, 12/14/12
3-Point Field Goals	Career: --
3-Point Field Goal Attempts	Career: 1 (2x) last vs. Florida State, 1/27/13
Minutes	Career: 3, vs. Charlotte, 12/14/12

2011-12			
Opposition	P	R	A
at Charlotte	0	0	0
APPALACHIAN ST.	0	2	0
at Boston College	0	0	0
VIRGINIA TECH	0	0	0
WAKE FOREST	0	0	0
BOSTON COLLEGE	0	0	0
MINNESOTA	0	0	0

As a Sophomore (2011-12): Played in seven games, including four ACC matchups ... Attempted two shots, including one three pointer ... Grabbed a pair of defensive rebounds ... Season highs include one field goal attempt against Boston College and Wake Forest, one three-point attempt vs. Boston College, two rebounds against Appalachian State and two minutes vs. Appalachian State ... Book Buster (3.0 GPA) ... Athletics Director Honor Roll (3.2 GPA).

As a Freshman (2010-11): Walked onto team ... Practiced, but did not see any game time.

High School: After transferring to West Boca, played one year of varsity basketball for the Bulls ... Among top 30 three-point scorers in Palm Beach County in 2009-10 ... Bulls were only team to beat powerhouse Dwyer, the top-ranked high school in county, with 82-73 victory.

Personal: Born on Dec. 26, 1991 ... Son of Neal Heller and Liz Heller ... Brother to Anthony Anderson ... Majoring in finance, with aspirations of becoming a CEO ... Recruited by American and North Florida ... Nickname is J-Hell.

CAREER STATISTICS

Season	GP	GS	Min.	Avg.	Total			3-Point			Free Throws			Rebounds				Scoring						
					FG	FGA	Pct.	FG	FGA	Pct.	FT	FTA	Pct.	Off.	Def.	Tot.	Avg.	PF	FO	Ast.	TO	Blk	Stl	Pts.
2011-12	7	0	4	0.6	0	2	.000	0	1	.000	0	0	.000	0	2	2	0.3	0	0	0	1	0	0	0.0
2012-13	8	0	10	1.3	1	3	.333	0	1	.000	0	2	.000	0	4	4	0.5	1	0	2	2	0	0	0.3
TOTAL	15	0	14	0.9	1	5	.200	0	2	.000	0	2	.000	0	6	6	0.4	1	0	2	3	0	0	0.1

HELLER 2012-13

Opponent	Date	GS	Min	TOTAL			3-PTS			FREE THROWS			REBOUNDS				PF	FO	A	TO	Blk	Stl	Pts	Avg
				FG	FGA	Pct	3FG	FGA	Pct	FT	FTA	Pct	Off	Def	Tot	Avg								
JACKSONVILLE	11-16-12	0	0	0	0	.000	0	0	.000	0	0	.000	0	0	0	0.0	0	0	0	0	0	0	0.0	
CHARLOTTE	12-14-12	3	1	1	1.000	0	0	.000	0	2	.000	0	3	3	1.5	0	0	0	0	0	2	1.0		
at UCF	12-18-12	1	0	0	.000	0	0	.000	0	0	.000	0	0	0	1.0	0	0	1	0	0	0	0.7		
at Hawai'i	12-22-12	1	0	0	.000	0	0	.000	0	0	.000	0	0	0	0.8	0	0	0	0	0	0	0.5		
DUKE	01-23-13	1	0	1	.000	0	0	.000	0	0	.000	0	0	0	0.6	1	0	0	1	0	0	0.4		
FLORIDA STATE	01-27-13	1	0	1	.000	0	1	.000	0	0	.000	0	1	1	0.7	0	0	1	0	0	0	0.3		
BOSTON COLLEGE	02-05-13	2	0	0	.000	0	0	.000	0	0	.000	0	0	0	0.6	0	0	0	1	0	0	0.3		
NORTH CAROLINA	02-09-13	1	0	0	.000	0	0	.000	0	0	.000	0	0	0	0.5	0	0	0	0	0	0	0.3		



STEVE SORENSON

Freshman | Guard | 6-0 | 151

Dallas, Texas | Mark's School of Texas

#3

Sorenson Career Highs

Points	Career: 1, vs. Duke 1/23/13
Rebounds	Career: --
Assists	Career: --
Steals	Career: --
Blocked Shots	Career: --
Field Goals	Career: --
Field Goal Attempts	Career: --
Free Throws	Career: 1, vs. Duke 1/23/13
Free Throw Attempts	Career: 1 (2x) last vs. Duke 1/23/13
3-Point Field Goals	Career: --
3-Point Field Goal Attempts	Career: --
Minutes	Career: 3, vs. Charlotte, 12/14/12

High School: Named all-state by Texas Association of Basketball Coaches as a senior ... TABC academic all-state ... Two-time All-Southwest Preparatory Conference ... Trinity Valley Christian all-tournament team twice ... Team captain both junior and senior seasons ... Averaged 18 points, six assists, three rebounds, two steals in senior campaign ... Shot 50 percent from both field and distance in final season ... Team leadership award ... Invited to TABC all-star game and 2012 Showboat Classic ... Team MVP ... Notched 12 points, five assists, four rebounds and two steals per game sophomore season ... Shot 50 percent from field and 49 percent from three ... Most improved player sophomore season ... Three-year letterwinner ... Honor roll all four years.

Personal: Full name is Steven Lewis Sorenson, goes by Steve ... Born Dec. 30, 1993 in St. Louis, Mo. ... Son of Skip and Yvonne ... Brother to Erik, who was a walk-on with Virginia Tech basketball team from 2010-12 ... Played AAU ball for Dallas Heroes ... Majoring in business.

CAREER STATISTICS

Season	GP	GS	Min.	Avg.	Total			3-Point			Free Throws			Rebounds				Scoring							
					FG	FGA	Pct.	FG	FGA	Pct.	FT	FTA	Pct.	Off.	Def.	Tot.	Avg.	PF	FO	Ast.	TO	Blk	Stl	Pts.	Avg.
2012-13	7	0	9	1.3	0	0	.000	0	0	.000	1	3	.333	0	0	0	0.0	0	0	0	3	0	0	1	0.1

SORENSON 2012-13

Opponent	Date	GS	Min	TOTAL			3-PTS			FREE THROWS			REBOUNDS				PF	FO	A	TO	Blk	Stl	Pts	Avg
				FG	FGA	Pct	3FG	FGA	Pct	FT	FTA	Pct	Off	Def	Tot	Avg								
JACKSONVILLE	11-16-12	0	0	0	0	.000	0	0	.000	0	0	.000	0	0	0	0.0	0	0	0	0	0	0	0.0	
CHARLOTTE	12-14-12	3	0	0	.000	0	0	.000	0	0	.000	0	0	0	0.0	0	0	0	0	0	0	0.0		
at Hawai'i	12-22-12	1	0	0	.000	0	0	.000	0	1	.000	0	0	0	0.0	0	0	0	0	0	0	0.0		
DUKE	01-23-13	2	0	0	.000	0	0	.000	1	2	.500	0	0	0	0.0	0	0	0	1	0	0	1	0.3	
FLORIDA STATE	01-27-13	1	0	0	.000	0	0	.000	0	0	.000	0	0	0	0.0	0	0	0	0	0	0	0.2		
BOSTON COLLEGE	02-05-13	1	0	0	.000	0	0	.000	0	0	.000	0	0	0	0.0	0	0	0	1	0	0	0	0.2	
NORTH CAROLINA	02-09-13	1	0	0	.000	0	0	.000	0	0	.000	0	0	0	0.0	0	0	0	1	0	0	0	0.1	



2012-13 Miami Men's Basketball
University of Miami Combined Team Statistics (as of Mar 10, 2013)
All games

RECORD:	OVERALL	HOME	AWAY	NEUTRAL
ALL GAMES	24-6	14-1	10-3	0-2
CONFERENCE	15-3	8-1	7-2	0-0
NON-CONFERENCE	9-3	6-0	3-1	0-2

#	Player	gp-gs	min	avg	Total		3-Point		F-Throw		Rebounds			pf	dq	a	to	blk	stl	pts	avg	
					fg-fga	fg%	3fg-fga	3fg%	ft-fa	ft%	off	def	tot									avg
00	Shane Larkin	30-29	1087	36.2	149-309	.482	54-134	.403	58-79	.734	12	102	114	3.8	48	0	131	67	4	59	410	13.7
35	Kenny Kadji	30-30	887	29.6	148-302	.490	44-114	.386	68-101	.673	44	162	206	6.9	74	1	25	57	41	12	408	13.6
01	Durand Scott	27-26	935	34.6	128-280	.457	25-78	.321	68-94	.723	24	86	110	4.1	57	2	71	55	3	44	349	12.9
04	Trey McKinney Jones	30-28	908	30.3	89-214	.416	45-119	.378	52-61	.852	12	88	100	3.3	50	0	49	32	1	24	275	9.2
42	Reggie Johnson	21-9	474	22.6	53-136	.390	1-10	.100	55-81	.679	46	109	155	7.4	47	0	19	47	24	8	162	7.7
45	Julian Gamble	30-22	620	20.7	82-148	.554	0-0	.000	33-66	.500	62	86	148	4.9	66	2	7	23	54	13	197	6.6
15	Rion Brown	30-6	656	21.9	61-171	.357	26-102	.255	29-41	.707	17	39	56	1.9	36	0	24	20	2	12	177	5.9
02	Bishop Daniels	3-0	50	16.7	5-11	.455	3-3	1.000	2-2	1.000	1	2	3	1.0	5	0	3	4	0	6	15	5.0
21	Erik Swoope	22-0	129	5.9	12-19	.632	1-1	1.000	4-16	.250	12	15	27	1.2	15	0	3	3	1	3	29	1.3
23	Tonye Jekiri	28-0	187	6.7	13-24	.542	0-0	.000	8-16	.500	21	19	40	1.4	30	0	3	10	9	6	34	1.2
10	Raphael Akpejori	16-0	73	4.6	5-13	.385	0-0	.000	1-3	.333	6	12	18	1.1	7	0	1	2	3	3	11	0.7
12	Justin Heller	8-0	10	1.3	1-3	.333	0-1	.000	0-2	.000	0	4	4	0.5	1	0	2	2	0	0	2	0.3
03	Steve Sorenson	7-0	9	1.3	0-0	.000	0-0	.000	1-3	.333	0	0	0	0.0	0	0	0	3	0	0	1	0.1
Team											39	55	94				7					
Total.....		30	6025		746-1630	.458	199-562	.354	379-565	.671	296	779	1075	35.8	436	5	338	332	142	190	2070	69.0
Opponents.....		30	6025		656-1667	.394	180-572	.315	304-468	.650	306	688	994	33.1	522	12	318	358	93	168	1796	59.9

TEAM STATISTICS	UM	OPP	Date	Opponent	Score	Att.
SCORING	2070	1796	11-09-12	STETSON	w 87-79	3160
Points per game	69.0	59.9	11-13-12	at Florida Gulf Coast	L 51-63	4552
Scoring margin	+9.1	-	11-16-12	JACKSONVILLE	w 73-57	3135
FIELD GOALS-ATT	746-1630	656-1667	11-24-12	DETROIT	w 77-62	2946
Field goal pct	.458	.394	! 11-28-12	MICHIGAN STATE	w 67-59	5791
3 POINT FG-ATT	199-562	180-572	12-01-12	at Massachusetts	w 75-62	7004
3-point FG pct	.354	.315	12-14-12	CHARLOTTE	w 77-46	3275
3-pt FG made per game	6.6	6.0	12-18-12	at UCF	w 72-50	5189
FREE THROWS-ATT	379-565	304-468	& 12-22-12	at Hawai i	w 73-58	8120
Free throw pct	.671	.650	& 12-23-12	vs Arizona	L 50-69	6564
F-Throws made per game	12.6	10.1	& 12-25-12	vs Indiana State	Lot 55-57	6514
REBOUNDS	1075	994	01-02-13	LA SALLE	w 76-59	3259
Rebounds per game	35.8	33.1	* 01-05-13	at Georgia Tech	w 62-49	7614
Rebounding margin	+2.7	-	* 01-10-13	at North Carolina	w 68-59	20516
ASSISTS	338	318	* 01-13-13	MARYLAND	w 54-47	5809
Assists per game	11.3	10.6	* 01-16-13	at Boston College	w 60-59	3624
TURNOVERS	332	358	* 01-23-13	DUKE	w 90-63	7972
Turnovers per game	11.1	11.9	* 01-27-13	FLORIDA STATE	w 71-47	7972
Turnover margin	+0.9	-	* 01-30-13	at Virginia Tech	w 73-64	5436
Assist/turnover ratio	1.0	0.9	* 02-02-13	at NC State	w 79-78	19557
STEALS	190	168	* 02-05-13	BOSTON COLLEGE	w 72-50	5149
Steals per game	6.3	5.6	* 02-09-13	NORTH CAROLINA	w 87-61	7972
BLOCKS	142	93	* 02-13-13	at Florida State	w 74-68	9007
Blocks per game	4.7	3.1	* 02-17-03	at Clemson	w 45-43	8998
ATTENDANCE	87212	134046	* 02-19-13	VIRGINIA	w 54-50	7972
Home games-Avg/Game	15-5814	13-9305	* 02-23-13	at Wake Forest	L 65-80	12037
Neutral site-Avg/Game	-	2-6539	* 02-27-13	VIRGINIA TECH	w 76-58	7434
Score by Periods	1st	2nd	OT	Totals		
University of Miami	926	1138	6	2070		
Opponents	820	968	8	1796		
* 03-02-13					L 76-79	9314
* 03-06-13					L 69-71	7394
* 03-09-13					w 62-49	7972

! = ACC / Big Ten Challenge
 & = Hawaiian Airlines Diamond Head Classic | Honolulu, Hawaii
 * = Conference game



2012-13 Miami Men's Basketball
University of Miami Combined Team Statistics (as of Mar 10, 2013)
Conference games

RECORD:	OVERALL	HOME	AWAY	NEUTRAL
ALL GAMES	15-3	8-1	7-2	0-0
CONFERENCE	15-3	8-1	7-2	0-0
NON-CONFERENCE	0-0	0-0	0-0	0-0

#	Player	gp-gs	min	avg	Total		3-Point		F-Throw		Rebounds				pf	dq	a	to	blk	stl	pts	avg
					fg-fga	fg%	3fg-fga	3fg%	ft-fa	ft%	off	def	tot	avg								
35	Kenny Kadji	18-18	522	29.0	96-183	.525	32-73	.438	40-62	.645	23	99	122	6.8	41	1	9	32	23	4	264	14.7
00	Shane Larkin	18-17	654	36.3	89-182	.489	32-84	.381	38-55	.691	8	63	71	3.9	31	0	87	40	3	32	248	13.8
01	Durand Scott	18-17	611	33.9	77-180	.428	15-51	.294	37-50	.740	15	46	61	3.4	44	2	47	37	2	28	206	11.4
04	Trey McKinney Jones	18-18	523	29.1	53-131	.405	27-76	.355	23-29	.793	5	48	53	2.9	25	0	32	19	0	13	156	8.7
45	Julian Gamble	18-16	408	22.7	54-97	.557	0-0	.000	19-37	.514	42	59	101	5.6	48	1	6	13	41	8	127	7.1
15	Rion Brown	18-1	365	20.3	38-98	.388	21-64	.328	17-21	.810	9	23	32	1.8	22	0	10	12	0	6	114	6.3
42	Reggie Johnson	14-3	276	19.7	27-75	.360	0-4	.000	20-32	.625	24	60	84	6.0	32	0	11	30	11	5	74	5.3
23	Tonye Jekiri	18-0	124	6.9	12-20	.600	0-0	.000	6-11	.545	17	14	31	1.7	17	0	2	8	6	4	30	1.7
21	Erik Swoope	13-0	59	4.5	5-10	.500	0-0	.000	1-6	.167	6	10	16	1.2	10	0	1	1	0	0	11	0.8
10	Raphael Akpejori	10-0	48	4.8	3-9	.333	0-0	.000	0-0	.000	3	8	11	1.1	6	0	1	1	1	3	6	0.6
03	Steve Sorenson	4-0	5	1.3	0-0	.000	0-0	.000	1-2	.500	0	0	0	0.0	0	0	0	3	0	0	1	0.3
12	Justin Heller	4-0	5	1.3	0-2	.000	0-1	.000	0-0	.000	0	1	1	0.3	1	0	1	2	0	0	0	0.0
Team											27	38	65				1					
Total.....		18	3600		454-987	.460	127-353	.360	202-305	.662	179	469	648	36.0	277	4	207	199	87	103	1237	68.7
Opponents.....		18	3600		396-979	.404	99-311	.318	184-288	.639	165	409	574	31.9	298	6	182	202	63	104	1075	59.7

TEAM STATISTICS	UM	OPP	Date	Opponent	Score	Att.
SCORING	1237	1075	* 01-05-13	at Georgia Tech	w 62-49	7614
Points per game	68.7	59.7	* 01-10-13	at North Carolina	w 68-59	20516
Scoring margin	+9.0	-	* 01-13-13	MARYLAND	w 54-47	5809
FIELD GOALS-ATT	454-987	396-979	* 01-16-13	at Boston College	w 60-59	3624
Field goal pct	.460	.404	* 01-23-13	DUKE	w 90-63	7972
3 POINT FG-ATT	127-353	99-311	* 01-27-13	FLORIDA STATE	w 71-47	7972
3-point FG pct	.360	.318	* 01-30-13	at Virginia Tech	w 73-64	5436
3-pt FG made per game	7.1	5.5	* 02-02-13	at NC State	w 79-78	19557
FREE THROWS-ATT	202-305	184-288	* 02-05-13	BOSTON COLLEGE	w 72-50	5149
Free throw pct	.662	.639	* 02-09-13	NORTH CAROLINA	w 87-61	7972
F-Throws made per game	11.2	10.2	* 02-13-13	at Florida State	w 74-68	9007
REBOUNDS	648	574	* 02-17-03	at Clemson	w 45-43	8998
Rebounds per game	36.0	31.9	* 02-19-13	VIRGINIA	w 54-50	7972
Rebounding margin	+4.1	-	* 02-23-13	at Wake Forest	L 65-80	12037
ASSISTS	207	182	* 02-27-13	VIRGINIA TECH	w 76-58	7434
Assists per game	11.5	10.1	* 03-02-13	at Duke	L 76-79	9314
TURNOVERS	199	202	* 03-06-13	GEORGIA TECH	L 69-71	7394
Turnovers per game	11.1	11.2	* 03-09-13	CLEMSON	w 62-49	7972
Turnover margin	+0.2	-				
Assist/turnover ratio	1.0	0.9				
STEALS	103	104				
Steals per game	5.7	5.8				
BLOCKS	87	63				
Blocks per game	4.8	3.5				
ATTENDANCE	65646	96103				
Home games-Avg/Game	9-7294	9-10678				
Neutral site-Avg/Game	-	0-0				

! = ACC / Big Ten Challenge
 & = Hawaiian Airlines Diamond Head Classic | Honolulu, Hawaii
 * = Conference game

Score by Periods	1st	2nd	Totals
University of Miami	578	659	1237
Opponents	486	589	1075