



CONTACT: Amy Woodruff, Assistant Communications Director  
O: (305) 284-3241 | C: (813) 410-1194  
A.Woodruff@miami.edu | @CanesHoops

### PRINTED GUIDES ARE IN THE PAST FOR UM

The University of Miami Athletics Web Services department has developed a first-of-a-kind Digital Guide on the Canes athletic programs. Built for web browsers, as well as iPad and Xoom tablets, the digital guide is a living preview of the UM basketball program. Filled with vivid photography, exclusive videos and a ton of historical perspective, it will quickly become a valuable resource for die-hard Hurricanes fans.

UM MEN'S BASKETBALL DIGITAL GUIDE  
<http://mbbguide.theusports.com/mbb1.html>

## 2011-12 SCHEDULE

DATE	OPPONENT	TV	TIME/SCORE
11/03	Florida Southern (exhibition)		W, 88-78
11/11	Tennessee Tech	TheACC.com	W, 69-58
11/15	Rutgers	ESPN3	W, 72-57
11/19	North Florida	TheACC.com	W, 75-62
11/22	Florida Gulf Coast	RSN	W, 60-50
11/25	at Ole Miss	FSN	L, 64-61 (OT)
11/29	at Purdue I	ESPN2	L, 76-65
12/03	Massachusetts	ESPNU	W, 83-75
12/06	No. 21/20 Memphis	ESPN2	L, 71-54
12/10	at West Virginia	ESPN2	L, 77-66
12/17	vs. Florida Atlantic +	FSN	W, 93-90 (2OT)
12/22	at Charlotte		W, 76-61
12/30	Appalachian State	TheACC.com	W, 84-54
01/02	UNC Greensboro	RSN	W, 99-89
01/07	at No. 21/23 Virginia *	ESPNU/ESPN3	L, 52-51
01/10	at No. 3/3 North Carolina *	Raycom/ESPN3	L, 73-56
01/18	Clemson *	RSN/ESPN3	W, 73-70
01/22	NC State *	ACCN/ESPN3	L, 78-73
01/24	at Georgia Tech *	ESPNU	W, 64-49
01/29	at Boston College *	Raycom/ESPN3	W, 76-54
02/01	Maryland *	Raycom/ESPN3	W, 90-86 (2OT)
02/05	at No. 7/5 Duke *	ESPNU	W, 78-74 (OT)
02/09	Virginia Tech	ESPN2/ESPN3	W, 65-49
02/11	at No. 15/17 FSU *	Raycom/ESPN3	L, 64-59
02/15	No. 8/7 UNC	ESPN	L, 73-64
02/18	Wake Forest *	RSN	W, 74-56
02/21	at Maryland *	Raycom/ESPN3	L, 75-70
02/26	No. 15/16 FSU *	ESPNU	W, 78-62
02/29	at NC State *	RSN/ESPN3	L, 77-73
03/03	Boston College	Raycom/ESPN3	W, 77-56
<b>ACC Tournament - Philips Arena - Atlanta, Ga.</b>			
03/08	Georgia Tech	ESPNU	W, 54-36
03/09	No. 17/17 FSU	ESPN2	L, 71-82
<b>National Invitation Tournament</b>			
3/14	Valparaíso	ESPNU	7:30 p.m.

+MetroPCS Orange Bowl Basketball Classic, Sunrise, Fla.  
! Big Ten/ACC Challenge \* ACC game

### UM RADIO - WQAM 560

Joe Zagacki, play-by-play Josh Darrow, analyst

### SOCIAL MEDIA

Website: HurricaneSports.com

Twitter: @CanesHoops | @CanesCoachL

Facebook: /MiamiHurricanes | /MiamiBasketball



2011-12



### MIAMI

HURRICANES (19-12, 9-7)

#### NATIONAL RANKING

--/--

#### LAST TIME OUT

L, 82-71 vs. No. 17 FSU

#### LEADERS

##### Scoring per Game

Durand Scott - 12.9

Kenny Kadji - 12.3

##### Rebounds per Game

Reggie Johnson - 7.2

##### Assists per Game

Durand Scott - 3.1

#### HEAD COACH

Jim Larranaga

Overall: 489-346 (28th)

Division I: 462-320 (26th)

At UM: 19-12 (1st)

### VALPARAISO

CRUSADERS (22-11, 14-4)

#### NATIONAL RANKING

--/--

#### LAST TIME OUT

L, 70-50 vs. Detroit

#### LEADERS

##### Scoring per Game

Ryan Broekhoff - 14.8

Kevin Van Wijk - 14.4

##### Rebounds per Game

Ryan Broekhoff - 8.6

##### Assists per Game

Erik Buggs - 3.1

#### HEAD COACH

Bryce Drew

Overall: 22-11 (1st)

At Valpo: 22-11 (1st)

## SETTING THE SCENE

March 14, 2012 | BankUnited Center | Coral Gables | 7:30 p.m.

TV: ESPNU

Radio: 560 WQAM

Webcast: WQAM.com


Series: Miami trails the series 0-1

Last Meeting: Dec. 28, 1956

Valpo won, 81-76, in Miami

## COACH LARRANAGA

Jim Larranaga came to Miami after serving as the head coach at George Mason for 14 seasons. He guided the program to five NCAA Tournament appearances (2011, 2008, 2006, 2001, 1999) — including an unprecedented run to the 2006 Final Four that captured the nation's attention. Following that run, he was selected the 2006 Clair Bee Coach of the Year.



## THE GAME

Miami will face Valparaíso in the First Round of the NIT on March 14 at 7:30 p.m. in the BankUnited Center.

## THE SERIES

Miami is 0-1 against Valpo overall, with the only meeting on Dec. 28, 1956, when Valparaíso won 81-76.

## THE BROADCASTS

Catch the game on ESPNU with Tim Welsh and Mark Jones making the call. The game will also be carried live by 560 WQAM Radio with Joe Zagacki (play-by-play) and Josh Darrow (analyst).

## THE COACH

Head coach Jim Larranaga is in his 28th season as a head coach and first at Miami. He has a 489-346 overall record and holds a 462-320 record in D-I games. Coach L was also the head coach of D-II American International (27-26) for two years.

## THE WEATHER

Projected high and low temperatures on game day: Coral Gables - 81/69 | Valparaíso - 76/59

## QUICK HITS

UM and Valpo are both 3-2 their last five games.

UM is 13-3 at home and 6-9 away from the BankUnited Center this season. In ACC play, Miami was 6-2 in Coral Gables and 3-5 on the road.

Miami is 16-5 when shooting better than 40 percent from the field, 5-0 when recording 15 or more assists, 14-4 when scoring more than 70 points, 15-4 when leading at halftime and 11-3 when four or more Canes score in double figures.

## WITH A WIN

Miami would improve to 20-13 overall, 13-4 at the BankUnited Center this season, 1-1 all-time versus Valpo, 7-10 in NIT games in program history and 4-0 in NIT home games.

## 2011-12 ROSTER

#	Name	Yr.	Pos.	Ht.	Wt.	Hometown   Previous School (s)
0	Shane Larkin	Fr.	G	5-11	160	Orlando, Fla.   Dr. Phillips (Fla.)
2012 ACC Freshman Team						
Led the Canes in the ACC Tournament with 14.0 ppg, eight assists and four steals ... Notched 16 points and five steals vs. No. 17 FSU.						
1	Durand Scott	Jr.	G	6-5	202	The Bronx, N.Y.   Rice
2012 ACC Honorable Mention						
Declared ineligible before UM vs. FSU ... Awaiting reinstatement ... Has scored in double digits in 11 of last 12 games.						
3	Malcolm Grant	Sr.	G	6-1	188	Brooklyn, N.Y.   Robeson   Winchendon (Mass.)   Villanova
Drained five treys and was 4-of-4 at the line against No. 17 FSU ... His 19 points tied his third-highest scoring night of the season.						
4	Trey McKinney Jones	R-Jr.	G	6-5	216	Milwaukee, Wis.   South Milwaukee   UMKC
Has hit a three in eight of last 10 games ... Back-to-back double-digit scoring nights at Maryland and vs. FSU in the regular season.						
5	DeQuan Jones	Sr.	G/F	6-8	221	Stone Mountain, Ga.   Wheeler
Has grabbed 24 rebounds in past six games ... Nine points and two blocks in his second start of the season against Boston College.						
10	Raphael Akpejori	So.	F	6-10	230	Lagos, Nigeria   Sunrise Christian Academy (Kan.)
Started in place of Johnson vs. FSU ... Has only played 36 minutes since the Dec. 17 return of Johnson ... Averaged 11.9 min. in first 9 games.						
11	Ryan Quigtar	Sr.	G	5-11	180	Skyway, Wash.   Renton
Started and played 8 min. on senior night ... Scored Miami's last point of the regular season, a free throw with 11 seconds remaining vs. BC.						
12	Justin Heller	So.	G	6-2	185	Boca Raton, Fla.   West Boca Raton Community
Played 1 min. at BC and 2 min. vs. ASU ... Walked onto the team last season ... Among top 30 three-point scorers in Palm Beach Co.						
15	Rion Brown	So.	G	6-6	194	Hinesville, Ga.   Liberty County
Scored 23 points in two games of the ACC Tournament, hitting five from distance ... Also grabbed 10 total rebounds.						
21	Erik Swoope	So.	F	6-6	230	Lake Elsinore, Calif.   Harvard-Westlake
Averaged 22.9 minutes per game through Dec. 17 ... Has played 42 minutes since Dec. 22 ... Has scored 52 points - only scored 40 last season.						
25	Garrius Adams	Jr.	G	6-6	200	Apex, N.C.   Middle Creek
Knee surgery on Jan. 19, returned Feb. 18 with 6 points ... Knocked down 4-of-6 threes at WVU on his way to 15 pts, 3 rebounds, 2 assists.						
35	Kenny Kadji	Jr.	F/C	6-11	251	Douala, Cameroon   Pendleton   IMG Academy   Florida
2012 All-ACC Third Team						
Four double-doubles this season ... Averaged 14.9 pts / 5.9 reb in ACC play ... Had 14-straight double-digit scoring games until Feb. 29.						
42	Reggie Johnson	Jr.	C	6-10	284	Winston-Salem, N.C.   Winston-Salem Prep
Grabbed 19 total rebounds in two ACC Tournament games ... Named ACC Player of the Week after 27 points, 12 rebounds at No. 7/5 Duke.						
2	Bishop Daniels	Fr.	G	6-3	175	Raleigh, N.C.   Word of God Christian Academy
Will redshirt this season ... Rated the No. 4 dunker in the 2011 class by Rivals ... As a senior, averaged 18 ppg, 5 rpg, 4 apg.						
45	Julian Gamble	Sr.	F/C	6-10	265	Durham, N.C.   Southern Durham
NCAA granted Gamble a sixth season allowing him to play in 2012-13 ... Will not play in the 2011-12 season due to a torn left ACL in August.						

## LARRANAGA BY THE NUMBERS

1 - Coach Jim Larranaga is the only ACC coach not at UNC or Duke with a Final Four appearance to his credit.

4 - In 2006, Coach Jim Larranaga became the first coach at a mid-major school to take his team to the NCAA Final Four in 27 years.

7 - Larranaga is no stranger to the ACC. In his seven seasons as an assistant coach at Virginia, the Cavaliers participated in the NCAA Final Four in 1981 and 1984, won three ACC Championships and finished in the Top 5 of the AP rankings.

8 - In all there are eight ACC coaches with three or fewer years' experience in the league, including Larranaga.

12 - Larranaga has made 13 postseason appearances in the past 23 years, including five NCAA Tournaments.

28 - Larranaga is in his 28th year as a head coach and has successfully transitioned two institutions into successful programs: Bowling Green and George Mason.

## LARRANAGA - WHY MIAMI?

Along with returning to the best basketball conference in the country, Coach L had a few personal reasons for accepting the head coaching job at Miami. Coach's grandfather was from Cuba, where he produced the Larraña [lare-en-YAH-ga] cigar. Coach's father was raised in Key West before moving to The Bronx, N.Y., getting married and raising six children. Coach L was raised in The Bronx, but vacationed to Florida as a boy. He also has owned a house in Sarasota - which he bought from Dick Vitale's daughter - for eight years and three of his siblings have retired to Florida.

## THINGS TO KNOW ABOUT CANES HOOPS

UM is in its eighth season in the ACC.

UM has played in the postseason 13 of the past 18 years, five of which were in the NCAA Tournament.

The Hurricanes have advanced to the postseason six times in eight seasons, with five NIT appearances and one NCAA appearance.

In 14 years at George Mason, Larranaga led the Patriots to five NCAA Tournament appearances (2011, 2008, 2006, 2001, 1999), including the 2006 Final Four.

A Hurricane has led the ACC in three-point field goal percentage in four of the last six seasons — Malcolm Grant in 2011 (.428), Adrian Thomas in 2010 (.421) and Jack McClinton in 2009 (.453, with an ACC-high 3.2 threes per game) and 2007 (.440, with an ACC-high 2.9 threes per game).

The Hurricanes have made a three-point basket in 342-straight games and have made at least one trey in 799 of 802 games since the NCAA adopted the three-point shot in 1986.

Miami has held 656 of its last 657 opponents to less than 100 points. UNC was the last team to score 100+, defeating UM 105-64 on Jan. 31, 2007.

## PRONUNCIATIONS

## Players

1	Durand	dur-RAND
10	Akpejori	AHK-peh-jour-ee
11	Quigtar	KWIG-tar
15	Rion	Ryan
25	Garrius	GARY-us
31	DeQuan	duh-KWAN
21	Swoope	Swope
35	Kadji	KAHD-gee

## Coaches

Larranaga	LARE-uh-NAY-guh
Huger	HUE-gur

## CLASS BREAKDOWN

## Seniors

Julian Gamble, Malcolm Grant  
DeQuan Jones, Ryan Quigtar

## Juniors

Garrius Adams, Reggie Johnson  
Kenny Kadji, Trey McKinney Jones, Durand Scott

## Sophomores

Raphael Akpejori, Rion Brown  
Justin Heller, Erik Swoope

## Freshmen

Bishop Daniels, Shane Larkin

## GEOGRAPHIC BREAKDOWN

## CAMEROON

Douala Kenny Kadji

## NIGERIA

Lagos Raphael Akpejori

## UNITED STATES

California Erik Swoope

Florida Justin Heller, Shane Larkin

Georgia Rion Brown, DeQuan Jones

New York Malcolm Grant, Durand Scott

North Carolina Garrius Adams,

Julian Gamble, Bishop Daniels, Reggie Johnson

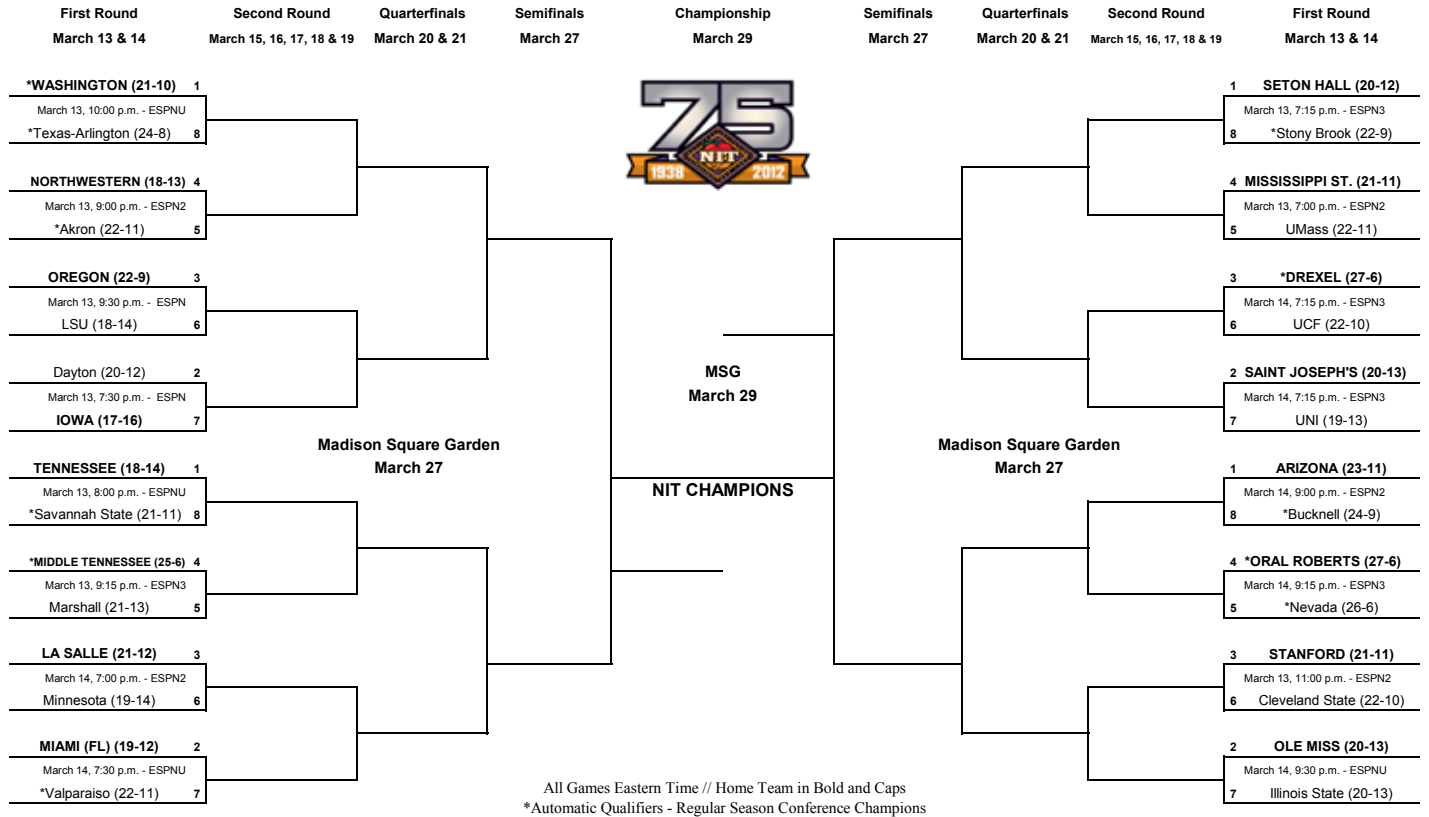
Washington Ryan Quigtar

Wisconsin Trey McKinney Jones

## 2011-12 ACC STANDINGS

Regular season final standings

North Carolina	14-2.875	27-4 .871
Duke	13-3.812	26-5 .839
Florida State	12-4.750	21-9 .700
Virginia	9-7 .562	22-8 .733
NC State	9-7 .562	20-11.645
Miami	9-7 .562	18-11.621
Clemson	8-8 .500	16-14.533
Maryland	6-10.375	16-14.533
Virginia Tech	4-12.250	15-16.484
Wake Forest	4-12.250	13-17.433
Georgia Tech	4-12.250	11-19.367
Boston College	4-12.250	9-21 .300



© Copyright 2012 NIT, L.L.C.

### NIT Appearances 11th

### Overall Record 6-10

**1960-61**

3/16 vs. St. Louis L, 58-56 New York, N.Y.

**1962-63**

3/16 vs. St. Francis (NY) W, 71-70 New York, N.Y.

3/19 vs. Providence L, 106-96 New York, N.Y.

**1963-64**

3/12 vs. St. Joseph's (PA) L, 86-76 New York, N.Y.

**1994-95**

3/15 at Penn State L, 62-56 University Park, Pa.

**1996-97**

3/13 at Michigan L, 76-63 Ann Arbor, Mich.

**2000-01**

3/14 at Auburn L, 60-58 Auburn, Ala.

**2004-05**

3/15 at South Carolina L, 69-67 Columbia, S.C.

**2005-06**

3/15 Oklahoma State W, 62-59 Coral Gables, Fla.

3/20 at Creighton W, 53-52 Omaha, Neb.

3/22 at Michigan L, 71-65 Ann Arbor, Mich.

**2008-09**

3/18 at Providence W, 78-66 Providence, R.I.

3/20 at Florida L, 74-60 Gainesville, Fla.

**2010-11**

3/16 #7 Florida Atlantic W 85-62 Coral Gables, Fla.

3/21 #3 Missouri State W 81-72 Coral Gables, Fla.

3/23 at #1 Alabama L 79-64 Tuscaloosa, Ala.

**CURRENT CANES IN THE NIT**

Garrius Adams		TOTAL					3-PTS			REBOUNDS													
Opponent	Date	GS	Min	FG	A	Pct	3	A	Pct	FT	A	Pct	O	D	Tot	Avg	PF	FO	A	TO	Bk	Stl	Pts
FAU	3/16/11	*	14	2	4	.500	0	2	.000	0	0	.000	0	2	2	2.0	0	0	1	0	1	0	4
MISSOURI ST.	3/21/11		23	2	6	.333	1	4	.250	3	3	1.000	1	2	3	2.5	3	0	1	1	0	1	8
at Alabama	03/23/11		31	1	7	.143	0	2	.000	2	2	1.000	1	3	4	3.0	3	0	1	2	0	1	4
Totals		1	68	5	17	.294	1	8	.125	5	5	1.000	2	7	9	3.0	6	0	3	3	1	2	5.3

Rion Brown		TOTAL				3-PTS			REBOUNDS			PF			FO			TO			Bk			Stl			Pts		
Opponent	Date	GS	Min	FG	A	Pct	3	A	Pct	FT	A	Pct	O	D	Tot	Avg													
FAU	3/16/11	*	27	3	5	.600	0	1	.000	0	0	.000	1	0	1	1.0	4	0	0	1	0	0	0	0	0	0	0	6	
MISSOURI ST.	3/21/11	*	27	2	5	.400	1	3	.333	2	2	1.000	0	3	3	2.0	2	0	2	0	0	0	0	0	0	0	0	7	
at Alabama	03/23/11	*	22	1	4	.250	0	2	.000	0	1	.000	1	4	5	3.0	1	0	1	0	0	0	0	0	0	0	0	2	
Totals		3	76	6	14	.429	1	6	.167	2	3	.667	2	7	9	3.0	7	0	3	1	0	0	0	0	0	0	0	5.0	

Malcolm Grant		TOTAL				3-PTS				REBOUNDS								Pts					
Opponent	Date	GS	Min	FG	A	Pct	3	A	Pct	FT	A	Pct	O	D	Tot	Avg	PF	FO	A	TO	Bk	Stl	Pts
FAU	3/16/11	*	37	7	12	.583	1	5	.200	8	11	.727	0	0	0	0.0	4	0	3	2	0	0	23
MISSOURI ST.	3/21/11	*	26	3	7	.429	2	4	.500	2	2	1.000	0	3	3	1.5	0	0	2	3	0	1	10
at Alabama	03/23/11	*	26	2	8	.250	2	7	.286	0	0	.000	1	0	1	1.3	1	0	1	4	0	0	6
Totals		3	89	12	27	.444	5	16	.313	10	13	.769	1	3	4	1.3	5	0	6	9	0	1	13.0

Reggie Johnson		TOTAL				3-PTS			REBOUNDS				PF		FO		TO		Bk		Stl		Pts	
Opponent	Date	GS	Min	FG	A	Pct	3	A	Pct	FT	A	Pct	O	D	Tot	Avg								
FAU	3/16/11	*	29	7	10	.700	0	0	.000	0	0	.000	6	14	20	20.0	4	0	1	3	0	0	14	
MISSOURI ST.	3/21/11	*	25	4	6	.667	0	0	.000	1	1	1.000	2	7	9	14.5	1	0	3	0	2	0	9	
at Alabama	03/23/11	*	26	6	8	.750	0	0	.000	2	2	1.000	3	4	7	12.0	3	0	0	4	0	0	14	
Totals		3	80	17	24	.708	0	0	.000	3	3	1.000	11	25	36	12.0	8	0	4	7	2	0	12.3	

DeQuan Jones		TOTAL				3-PTS			REBOUNDS				PF			FO			TO			Bk			Stl			Pts		
Opponent	Date	GS	Min	FG	A	Pct	3	A	Pct	FT	A	Pct	O	D	Tot	Avg														
at Providence	3/18/09		2	1	1	1.000	0	0	.000	0	0	.000	1	0	1	1.0	0	0	0	1	0	0	0	0	0	0	0	0	2	
at Florida	3/20/09		3	0	0	.000	0	0	.000	0	2	.000	0	0	0	0.5	0	0	2	0	0	0	0	0	0	0	0	0	0	
FAU	3/16/11		10	1	2	.500	0	0	.000	0	0	.000	0	0	0	0.0	1	0	0	0	0	1	0	0	0	0	0	0	2	
MISSOURI ST.	3/21/11		15	1	2	.500	0	1	.000	2	2	1.000	1	2	3	1.5	2	0	0	0	0	3	2	0	0	0	0	0	4	
at Alabama	03/23/11		30	4	8	.500	0	0	.000	4	6	.667	3	2	5	2.7	2	0	0	1	0	3	2	0	0	0	0	0	12	
Totals			60	7	13	.538	0	1	.000	6	10	.600	5	4	9	1.8	5	0	2	2	2	4	5	4	0	0	0	0	4.0	

Durand Scott		TOTAL					3-PTS			REBOUNDS													
Opponent	Date	GS	Min	FG	A	Pct	3	A	Pct	FT	A	Pct	O	D	Tot	Avg	PF	FO	A	TO	Bk	Stl	Pts
FAU	3/16/11		28	4	6	.667	1	1	1.000	10	10	1.000	0	2	2	2.0	4	0	4	1	0	0	19
MISSOURI ST.	3/21/11	*	36	7	12	.583	0	1	.000	6	8	.750	2	3	5	3.5	1	0	4	2	0	0	20
at Alabama	03/23/11	*	26	6	16	.375	0	1	.000	7	8	.875	2	1	3	3.3	4	0	2	4	0	1	19
Totals		2	90	17	34	.500	1	3	.333	23	26	.885	4	6	10	3.3	9	0	10	7	0	1	19.3



## UM NIT TOURNAMENT RECORDS \*

## POINTS

Rick Barry vs. St Joseph's (Pa.) (3/12/64)	35
Mike McCoy vs. St Francis (NY) (3/19/63)	29
Clifton Clark vs. Michigan (3/13/97)	25
Jack McClinton vs. Providence (3/18/09)	25

## REBOUNDS

Jack Spisak vs. St Francis (NY) (3/19/63)	20
Reggie Johnson vs. FAU (3/16/11)	20
Rick Barry vs. St Joseph's (Pa.) (3/12/64)	20
James Jones vs. Auburn (3/14/01)	15
Jack Spisak vs. St Francis (NY) (3/19/63)	13

## ASSISTS \*\*

Michael Simmons vs. Auburn (3/14/01)	5
Jennings vs. Michigan (3/13/97)	5
James Dews vs. Providence (3/18/09)	5
Guillermo Diaz vs. South Carolina (3/15/05)	5
Guillermo Diaz vs. Creighton (3/20/06)	5
Denis Clemente vs. Oklahoma St. (3/15/06)	5
Michael Simmons vs. Auburn (3/14/01)	5

## BLOCKS \*\*\*

Anthony King vs. Michigan (3/22/06)	4
DeQuan Jones vs. Missouri State (3/21/11)	3
Anthony King vs. South Carolina (3/15/05)	3

## STEALS \*\*\*

John Salmons vs. Auburn (3/14/01)	6
Robert Hite vs. Oklahoma State (3/15/06)	4
Dequan Jones vs. Alabama (3/23/11)	3
Adrian Thomas vs. Florida (3/20/09)	3
Norris vs. Michigan (3/13/97)	3

## FIELD GOALS

Mike McCoy vs. St Francis (NY) (3/19/63)	13
Clark vs. Michigan (3/13/97)	11
Jack McClinton vs. Providence (3/18/09)	9

## THREE-POINT FIELD GOALS\*\*\*

Jack McClinton vs. Providence (3/18/09)	7
Robert Hite vs. South Carolina (3/15/05)	5
Guillermo Diaz vs. South Carolina (3/15/05)	4
Robert Hite vs. Creighton (3/20/06)	4
Adrian Thomas vs. Missouri State (3/21/11)	4

## FREE THROWS MADE

Rick Barry vs. St Joseph's (Pa.) (3/12/64)	19
Durand Scott vs. Florida Atlantic (3/16/11)	10
Malcolm Grant vs. Florida Atlantic (3/16/11)	8
Guillermo Diaz vs. Oklahoma State (3/15/06)	8

## FREE THROWS ATTEMPTED

Rick Barry vs. St Joseph's (Pa.) (3/12/64)	22
Malcolm Grant vs. FAU (3/16/11)	11
Durand Scott vs. Florida Atlantic (3/16/11)	10
Guillermo Diaz vs. Oklahoma State (3/15/06)	10

## FREE THROW PERCENTAGE

Miami vs. Missouri State (3/21/11)	87.5%
Miami vs. Providence (3/18/09)	85.7%
Miami vs. Michigan (3/22/06)	83.3%

\*\*\*does not include statistics from the 1962-1964 NIT tournament appearances

\*\* does not include statistics from the 1962-1963 NIT tournament

\*statistics were not available for comparison from the game against St. Louis on 3/16/61

## Miami 2011-12 Stats Valparaiso

71.2	Points Per Game	68.9
43.2	Field Goal Percentage	47.1
35.4	3-Point Percentage	34.7
7.6	3-Point made per game	6.8
72.4	FT Percentage	71.4
14.1	FT made per game	15.6

## Miami 2011-12 Stats Valparaiso

35.1	Rebounds per game	33.1
11.9	Assists per game	13.8
11.8	Turnovers per game	14.3
1.0	Assist/turnover ratio	1.0
6.3	Steals per game	6.0
3.7	Blocks per game	3.0

## MIAMI IN THE NIT

The Hurricanes have gone 6-10 in the program's previous 10 National Invitation Tournament appearances, with its best performances last season and in 2006, when the Hurricanes won their first two NIT games to advance to the quarterfinals.

Miami has advanced past the NIT's first round four times (1963, 2006, 2009, 2011) and has advanced past the first round in each of its last three postseason appearances.

Miami's No. 2 seed ties the highest seed the Hurricanes have earned since the NCAA took over the NIT in 2005-06. Last year, UM was also a No. 2 seed.

Overall, this is the 16th postseason appearance for UM.

In 2012, the Hurricanes are now 1-1 versus teams in the NIT field — defeating No. 5 seed Massachusetts (83-75) in December and coming up short in overtime (64-61) at Ole Miss in November

Wednesday's winner will advance to the second round of the NIT to take on the winner of the contest between third-seeded La Salle (21-12) and sixth-seeded Minnesota (19-14). Those two teams play on Wednesday at 7 p.m. at Tom Gola Arena.

## HOME SWEET HOME

The Hurricanes are 13-3 at the BankUnited Center in 2011-12 and 108-47 overall in the BUC. The Hurricanes have now notched double-digit home wins at the BankUnited in five-straight seasons and eight times in nine full seasons calling the arena home.

The Canes are 4-3 in NIT games at home.

In 2005-06, the Hurricanes hosted their first postseason game in program history, a 62-59 home win over Oklahoma State in the first round. Then, Miami picked up its first NIT road win with a 53-52 victory at Creighton before falling at Michigan, 71-65, in the quarterfinals.

Last season Miami hosted a pair of games, defeating Florida Atlantic and Missouri State at the BankUnited Center before traveling to Alabama for the Quarterfinals.

## TWO HIGH SCHOOL SENIORS SIGN NLI WITH CANES

High school seniors Melvin Johnson and Tonye Jekiri have each signed a National Letter of Intent with the University of Miami men's basketball program, head coach Jim Larranaga announced. Jekiri, a 6-11, 220-pound center from Nigeria, is a local product from Hialeah's Champagnat Catholic School. Johnson is a 6-3, 188-pound guard from the Bronx, N.Y., who plays high school ball at St. Benedict's Prep (N.J.).

Jekiri is rated the 17th-best center in the country by ESPN.com and No. 13 by Scout.com. The big man can play with his back to the basket or step out for a 10-12-foot shot, and he can run the floor like a guard. A native of Nigeria, Jekiri moved to South Florida in September 2010 to begin his basketball career. He averaged 14 points and 10 rebounds per game last season with Champagnat, his first year of organized hoops. On the AAU circuit, he played with Team Breakdown over the summer, where he dominated at the Source Hoops Elite Camp and led Team Breakdown to championships in the Breakdown Hoops Festival and the Big Shots Myrtle Beach I. Jekiri chose Miami over considerations from Virginia Tech, Clemson, Florida State, Auburn, Vanderbilt and Alabama.

Also complementing Miami for the 2012-13 season will be Melvin Johnson, a senior guard at St. Benedict's Prep in Newark, N.J. Johnson is rated by ESPN.com as the 44th-best shooting guard in the country in 2012 and ESPNU ranks him No. 51 nationally, and ninth in New York, at the point guard position. He is a deadly spot-up shooter who can stretch opposing defenses and will contribute to Miami's uptempo offensive attack as a combo guard. Johnson traveled the AAU circuit with the Long Island Lightning, earning the MVP of the Hoop Group Elite Camp Session I. Johnson began his prep career with current Cane Durand Scott at Rice High in Harlem, but when the school closed last year, Johnson moved to St. Benedict's. Johnson chose Miami over Virginia Tech, Georgetown, South Florida, Dayton and College of Charleston.

## MIAMI IN THE NIT

1960-61	First Round
1962-63	Second Round
1963-64	First Round
1994-95	First Round
1996-97	First Round
2000-01	First Round
2004-05	First Round
2005-06	Quarterfinals (No. 3 seed)
2008-09	Second Round (No. 4 seed)
2010-11	Quarterfinals (No. 2 seed)
2011-12	(No. 2 seed)

## DOUBLE-DOUBLES in 2011-12

<b>Kenny Kadji</b>		
12/22/11	at Charlotte	18 p 10 r
01/02/12	vs. UNCG	30 p 12 r
01/07/12	at Virginia	14 p 10 r
01/22/12	vs. NC State	20 p 11 r

## Reggie Johnson

02/05/12	at Duke	27 p 12 r
----------	---------	-----------

## Durand Scott

02/29/12	at NC State	10 p 11 r
----------	-------------	-----------

## 30-POINT GAMES

<b>Kenny Kadji</b>		
30	01/02/12	vs. UNC Greensboro

## 20-POINT GAMES

<b>Malcolm Grant</b>		
26	12/04/10	vs. West Virginia
25	12/22/10	vs. Rice
23	03/16/11	vs. FAU
23	01/23/11	at NC State
23	11/12/10	vs. Jacksonville
22	12/30/10	vs. Pepperdine
22	11/25/11	at Ole Miss
21	11/22/11	vs. FGCU
20	01/19/11	vs. Florida State
20	11/27/10	at FGCU

## Reggie Johnson

27	02/05/12	at Duke
25	02/09/11	at Wake Forest
22	03/11/10	vs. Wake Forest
22	01/02/11	at Duke
21	12/23/10	vs. Akron
20	01/23/11	at NC State

## Kenny Kadji

30	01/02/12	vs. UNC Greensboro
21	01/24/12	at Georgia Tech
21	12/17/11	vs. FAU
20	01/22/12	vs. NC State

## Durand Scott

29	03/02/10	at North Carolina
27	11/30/10	vs. Ole Miss
24	02/01/12	vs. Maryland
24	01/08/11	at Clemson
21	01/30/11	at Virginia Tech
21	03/13/10	vs. Duke
20	03/21/11	vs. Missouri State
20	11/15/10	at Memphis
20	11/12/10	vs. Jacksonville
20	12/02/09	vs. Minnesota

## AT THE BANKUNITED CENTER

Year	Season	Cumulative
2002-03	4-5	
2003-04	10-8	14-13
2004-05	11-5	25-18
2005-06	11-5	36-23
2006-07	8-7	44-30
2007-08	14-2	58-32
2008-09	12-4	70-36
2009-10	12-4	82-40
2010-11	13-4	95-44
2011-12	13-3	108-47

**UPROOTING THE RANKED**

Miami is 35-59 versus ranked opponents since 1996-97. The Hurricanes have defeated at least one ranked team in 15 of the last 16 seasons, including four in 2006-07 which tied a program best. Miami is 45-121 all-time against ranked teams, including a 41-108 record since the rebirth of the program in 1985. The Hurricanes are 11-16 all-time versus ranked opponents in the BankUnited Center.

**MIAMI WINS OVER RANKED OPPONENTS (AP/USA TODAY)**

2/26/12	FLORIDA STATE (15/16)	78-62
2/5/12	at Duke (7/5)	78-74 (ot)
2/10/10	GEORGIA TECH (20/20)	64-62
2/4/09	Wake Forest (7/6)	79-52
1/10/09	at Boston College (17/24)	77-71
2/20/08	Duke (5/4)	96-95
1/27/08	Clemson (—/25)	75-72
3/8/07	vs. Maryland (17/20)	67-62
2/21/07	Virginia (24/19)	68-60
1/10/07	at Maryland (—/25)	63-58
12/3/06	Georgia Tech (20/20)	90-82
1/14/06	at North Carolina (20/20)	81-70
1/7/06	Maryland (14/22)	84-70
2/6/05	Maryland (22/24)	75-73 (OT)
1/9/05	NC State (RV/24)	67-66
12/4/04	at Florida (19/18)	72-65
1/20/03	Connecticut (11/8)	77-76
2/2/02	Connecticut (17/22)	68-66
1/2/02	at Georgetown (24/23)	79-71
12/15/01	Indiana (21/24)	58-53
2/13/01	at Syracuse (10/7)	68-57
2/1/01	Seton Hall (22/25)	72-66
1/20/01	Connecticut (15/15)	77-74
3/19/00	vs. Ohio State (8/8)	75-62
3/5/00	St. John's (18/21)	74-70
2/19/00	at Connecticut (18/18)	63-57
2/20/99	at Connecticut (2/2)	73-71
2/8/99	at Syracuse (18/17)	76-63
2/3/99	at St. John's (9/10)	73-70
1/6/99	St. John's (10/9)	84-79
2/28/98	West Virginia (19/19)	70-66
1/6/98	Connecticut (8/8)	76-67
11/21/97	Charlotte (17/17)	89-72
1/11/97	at Villanova (8/7)	61-59
12/7/96	Syracuse (19/17)	67-63
1/3/96	Syracuse (11/12)	75-66
2/4/95	Georgetown (13/13)	67-61
2/20/93	St. John's (25 AP)	82-77
1/2/93	Georgetown (10 AP)	80-69
1/14/92	St. John's (17 AP)	45-42
1/12/89	Kansas (12 AP)	87-86
2/2/65	Miami, OH (20 UPI)	100-85
12/21/62	Duke (2 UPI)	71-69
1/30/61	Louisville (7 AP)	71-69

**LARKIN AND BROWN STEP UP IN ACC TOURNAMENT**

Freshman Shane Larkin led Miami in scoring in its ACC tournament games, combining for 28 points on 9-of-22 shooting in the win over Georgia Tech (12 points) and the loss to Florida State (16). He also handed out eight assists and had four steals to lead the Hurricanes in those categories as well. Larkin was 8-of-9 at the stripe in the two games and against FSU hit a pair of threes and grabbed eight rebounds.

Sophomore Rion Brown knocked down five threes and shot 47.4 percent (9-19) from the field on his way to 23 points in the ACC Tournament. Brown also grabbed 10 rebounds and had a steal for the Canes.

**GRANT FINDS HIS RHYTHM**

Senior Malcolm Grant knocked down five three pointers in Miami's loss to Florida State in the ACC Tournament. In the last to games of the regular season, he drained four shots from distance in two straight games, notching 14 points at NC State and 12 against Boston College. Prior to Feb. 29, his last double-digit scoring night was on Feb. 1 against Maryland when he notched 14 points. Grant has now hit at least four treys in eight games this season.

**JOHNSON ON THE BOARDS**

Junior Reggie Johnson grabbed 19 rebounds in the ACC Tournament, 10 of which were offensive. Johnson added 12 points, two assists, a pair of blocks and a steal.

**SCOTT OUT INDEFINITELY**

Prior to the game against FSU in the ACC Tournament, the University of Miami declared junior guard Durand Scott ineligible for receiving impermissible benefits and is immediately seeking his reinstatement from the NCAA.

**CANES SET MARK FOR MOST ACC WINS**

The Hurricanes ended the season 9-7 in the league and have set the UM record for the most Atlantic Coast Conference wins in a season.

Miami also ended their regular season tied for fourth in the ACC, the best finish since landing fifth during the 2007-08 campaign.

Miami ended the 2007-08 season 8-8 and played in the NCAA Tournament that season. The last time Miami won more than eight league games was under Coach Perry Clark in 2001-02, when UM was 10-6 in the BIG EAST and 24-8 overall. That team also played in the NCAA Tournament.

**THREE CANES ON ALL-ACC TEAMS**

Three Miami players — Kenny Kadji, Durand Scott and Shane Larkin — earned 2011-12 All-Atlantic Coast Conference honors, as announced by the ACC, following a vote of 62 members of the Atlantic Coast Sports Media Association (ACSMA).

Kadji was selected to the All-ACC Third Team, Durand Scott was voted an honorable mention performer and Larkin earned a spot on the ACC All-Freshman Team.

**LARRANAGA REUNITED WITH PRESIDENT OBAMA**

On February 23, President Barack Obama was on the University of Miami campus speaking with students about gas prices and the energy policy. Coach Larranaga was invited by UM President Donna Shalala to attend the event. Coach L asked Obama about his hoops game, and the President asked Larranaga about living in Miami and the Canes' season.

Larranaga has met the President a handful of times, dating back to Coach L's tenure in Fairfax, Va., at George Mason. Larranaga's son, John, also plays basketball with the President.

**LINSANITY ASSOCIATED WITH LARRANAGA FAMILY**

Coach Jim Larranaga's son, Jay, is the head coach of the Erie Bayhawks, the Knicks' Developmental League team where Jeremy Lin played one game before being sent to New York City. In that one game, Lin delivered the single-best performance by an Erie player this season notching the team's only triple-double thus far, scoring 28 points, dishing out 12 assists and grabbing 11 rebounds in the BayHawks' 122-113 win over Maine.

**Miami's RPI (NCAA.com)**

Jan. 2	74
Jan. 9	60
Jan. 16	60
Jan. 23	67
Jan. 30	52
Feb. 6	38
Feb. 13	35
Feb. 20	47
Feb. 27	48
March 5	55
March 12	60

**MIAMI'S LARGEST IN 2011-12**

<b>Lead</b>	34, vs. Appalachian State, 12/30
<b>Deficit</b>	23, at UNC, 1/10
<b>Margin of Victory</b>	30, App. State, 12/30
<b>Margin of Defeat</b>	17, vs. Memphis, 12/6
	17, at UNC, 1/10
<b>Halftime Lead</b>	21, vs. Boston College, 3/3
<b>Halftime Deficit</b>	15, at UNC, 1/10
<b>Deficit in Win</b>	9, vs. Tenn. Tech, 11/11
<b>Halftime Deficit in Win</b>	5, vs. TTU, 11/11
<b>Lead in Loss</b>	9, vs. UNC, 2/15
<b>Halftime Lead in Loss</b>	5, vs. UNC, 2/15

**STATS BY HALF****MOST POINTS**

<b>UM 1st</b>	49 vs. UNGC, 1/2
<b>Opp 1st</b>	49 UNGC, 1/2
<b>UM 2nd</b>	54 vs. Florida State, 2/26
<b>Opp 2nd</b>	46 Maryland, 2/1
	46 Florida State, 3/9

**LEAST POINTS**

<b>UM 1st</b>	17 at Virginia, 1/7
<b>Opp 1st</b>	20 Florida State, 1/26
	20 Georgia Tech, 3/8
<b>UM 2nd</b>	18 vs. FGCU, 11/22
<b>Opp 2nd</b>	16 Georgia Tech, 3/8

**MOST REBOUNDS**

<b>UM 1st</b>	26 vs. Memphis, 12/6
<b>Opp 1st</b>	27 Memphis, 12/6
<b>UM 2nd</b>	22 at Charlotte, 12/22
<b>Opp 2nd</b>	26 UNC, 2/15

**LEAST REBOUNDS**

<b>UM 1st</b>	13 vs. FAU, 12/17
<b>Opp 1st</b>	11 Clemson, 1/18/
<b>UM 2nd</b>	6 vs. FAU, 12/17
<b>Opp 2nd</b>	10 Wake Forest, 2/18

**FG SHOOTING (BEST)**

<b>UM 1st</b>	60.7 (17-28) Boston College, 3/3
<b>Opp 1st</b>	55.2 (16-29) UNGC, 1/2
<b>UM 2nd</b>	70.6 (12-17) vs. FAU, 12/17
<b>Opp 2nd</b>	69.6 (16-23) Memphis, 12/6

**FG SHOOTING (WORST)**

<b>UM 1st</b>	24.0 (6-25) at Virginia, 1/7
	24.0 (6-25) vs. Georgia Tech, 3/8
<b>Opp 1st</b>	26.9 (7-26) Charlotte, 12/22
<b>UM 2nd</b>	16.7 (4-24) vs. FGCU, 11/22
<b>Opp 2nd</b>	30.4 (7-23) Wake Forest, 2/18

**FT SHOOTING (BEST)**

<b>UM 1st</b>	100.0 (6-6) vs. Clemson, 1/18
<b>Opp 1st</b>	100.0 (4-4) Boston College, 1/29
<b>UM 2nd</b>	92.9 (13-14) at BC, 1/29
<b>Opp 2nd</b>	100.0 (2-2) FAU, 12/17

**FT SHOOTING (WORST)**

<b>UM 1st</b>	0.0 (0-2) vs. Rutgers, 11/15
<b>Opp 1st</b>	0.0 (0-4) Rutgers, 11/15
<b>UM 2nd</b>	45.5 (5-11) vs. Memphis, 12/6
<b>Opp 2nd</b>	0.0 (0-3) UNC, 1/10

**3-POINT SHOOTING (BEST)**

<b>UM 1st</b>	66.7 (6-9) vs. FAU, 12/17
<b>Opp 1st</b>	66.7 (9-12) UNGC, 1/2
<b>UM 2nd</b>	83.3 (5-6) vs. FAU, 12/17
<b>Opp 2nd</b>	61.5 (8-13) FAU, 12/17

**3-POINT SHOOTING (WORST)**

<b>UM 1st</b>	11.1 (1-9) vs. NC State, 1/22
	11.1 (1-9) vs. Georgia Tech, 3/8
<b>Opp 1st</b>	0.0 (0-8) Maryland, 2/1
<b>UM 2nd</b>	9.1 (1-11) vs. NC State, 1/22
<b>Opp 2nd</b>	0.0 (0-8) Clemson, 1/18

## 2011-12 BREAKDOWN

Record	Overall	ACC
All Games	19-12	9-7
Home	13-3	6-2
Away	5-8	3-5
Neutral	1-1	

## RECORD BY MONTH

	Overall	ACC
November	4-2	
December	4-2	
January	4-3	3-3
February	5-4	5-4
March	2-1	1-0

## MIAMI'S RECORD WHEN

Leading at halftime:	15-4
Trailing at halftime:	2-8
Tied at halftime:	2-0
Single Overtime:	1-1
Double Overtime:	2-0
Leading with 2:00 left in regulation:	19-1
Trailing with 2:00 left in regulation:	0-10
Tied with 2:00 left in regulation:	--
UM shoots 50% or better from field:	6-0
UM shoots 40-49% from field:	10-5
UM shoots under 40% from field:	3-7
Opp. shoots 50% or better from field:	0-3
Opp. shoots 40-49% from field:	10-6
Opp. shoots under 40% from field:	9-3
UM outrebounds opponent:	9-6
Opp. outrebounds UM:	10-6
Tied in rebounds:	--
UM records 10 or more steals:	4-2
UM records 15 or more assists:	5-0
UM commits less than 15 turnovers:	16-8
UM commits 15 or more turnovers:	3-4
UM commits less turnovers than opp.:	14-2
UM commits more turnovers than opp.:	5-6
Tied in turnovers:	0-4
UM shoots 70% or better from the line:	12-7
UM shoots less than 70% from the line:	7-5
UM scores 59 points or less:	1-4
UM scores between 60-69 points:	4-4
UM scores between 70-79 points:	9-4
UM scores between 80-89 points:	2-0
UM scores between 90-99 points:	3-0
UM scores 100 or more points:	--
Two or less Canes score in double figures:	2-2
Three Canes score in double figures:	6-7
Four or more Canes in double figures:	11-3
Playing on Saturday:	5-3
Playing on Sunday:	3-1
Playing on Monday:	1-0
Playing on Tuesday:	3-4
Playing on Wednesday:	3-2
Playing on Thursday:	2-1
Playing on Friday:	2-1
Playing during the afternoon:	6-3
Playing in the evening (5 p.m. or later):	12-8
Games decided by three points or less:	2-2
Games decided by four to 10 points:	5-5
Games decided by 11-20 points:	9-5
Games decided by more than 20 points:	3-0

## KEY BENCH POINTS ADDING UP

Miami's bench continues to be productive, scoring 20 points or more in six of the past eight games -- 184 points (23.0 ppg) in eight outings. In 17 of 31 games this season, Miami's bench has scored 20+ points.

The reserves notched 31 against Boston College, 28 at NC State, 27 against Florida State, 26 at Maryland, 20 vs. Wake Forest and 22 against North Carolina.

In those eight games, Rion Brown leads the bench scorers averaging 9.0 ppg, followed by Trey McKinney Jones at 7.3 and DeQuan Jones with 5.3 ppg.

## MIAMI DEFEATS TWO RANKED TEAMS IN SEVEN GAMES

Miami defeated two of the four ranked teams it faced in seven games from Feb. 5 to Feb. 26. The Canes downed No. 7/5 Duke on Feb. 5, matched up with No. 15/17 Florida State Feb. 11 and No. 8/7 UNC on Feb. 15, and beat No. 15/16 FSU on Feb. 26.

## TWELVE PLAYERS WITH STARTS; 11 LINEUPS

Twelve Miami players have earned at least one start this season, with no Cane on the court at tip off in all 31 games.

Coach Jim Larranaga has used 11 starting lineups in 31 games so far this season. See all of the lineups at the bottom of page eight of the notes.

## SHARING THE SCORING LOAD

Seven Canes have led the team in scoring in a game, and in 12 games, four or more players have scored in double digits. In 11 other games, at least three players notched at least 10 points. Four Canes are currently averaging at least 10 points per game overall and three are in league play.

## THE BIG REGG EFFECT

Center Reggie Johnson adds a 6-10, 284-lb presence in the paint, but also has given the Canes an offensive boost in 22 games (since Dec. 17). With defenses focusing on Big Regg inside, the perimeter has opened up for UM.

In the first nine games, UM shot 39.9 from the field, but since Johnson's return, the team has hit 44.5 percent.

In 22 games since the Dec. 17 return of the big man, junior Kenny Kadji has improved from 7.3 points and 4.7 rebounds to 14.5 points and 5.9 rebounds per game. Durand Scott has improved from 30.2 percent shooting to 51.4 percent and Rion Brown improved from 3.3 points at 20.0 percent to 7.5 ppg to 46.3 percent. For a complete comparison of the Reggie Johnson Effect, see page 10 of the notes.

## GRANT AND SCOTT TOP MILESTONES

Senior Malcolm Grant notched his 200th career three-pointer in the game at Florida State on Feb. 11.

Junior Durand Scott notched his 400th rebound against UNC on Feb. 15, his 400th field goal against Wake Forest, and his 300th made freethrows at NC State.

Grant and Scott have topped the 1,100 and 1,200-point plateaus, respectively, after each joining the 1,000-point club earlier this season.

## STREAKING CANES

Prior to the game at FSU on Feb. 11, the Canes were on their first five-game ACC winning streak in school history and won three consecutive ACC road games for the first time ever, after starting 1-3 in the league in 2011-12.

**"Miami made a great decision by giving coach Jim Larranaga a three-year extension. Larranaga is an excellent leader who will make a difference in ACC country."** - Dick Vitale

This season is the first time Miami has won three ACC road games in a season since the 2005-06 campaign when UM won at UNC, FSU and GT.

From Jan. 18- Feb. 9, Miami won six of eight league games for the first time since Feb. 9-23, 2008.

Since joining the ACC in 2004-05, Miami has won 15+ total games in seven of eight seasons, has 6+ league wins in six of those eight years and has 10+ wins at home in seven campaigns.

## CANES IN THE POLLS

Following the Feb. 5 overtime upset of No. 7/5 Duke, the Miami Hurricanes received a vote in the Feb. 6 AP Poll. The last time Miami was in the polls was Jan. 11, 2010 when the Canes were ranked No. 23 in the AP Poll and were receiving votes in the USA Today/ESPN Poll.

## CANES &amp; COACH L MAKE COMMITMENT

The University of Miami and Coach Jim Larranaga have agreed to terms on a three-year contract extension that will run through April 30, 2019. Larranaga's extension adds three years to his existing five-year contract which began in April 2011.

## CANES LOCK DOWN ON DEFENSE

The Canes' goal is to hold each of their opponents to less than 40 percent shooting from the field and 30 percent from distance and Miami did just that in its 78-74 overtime win at Duke. The Blue Devils shot 38.2 percent from the field and 29.0 percent from long range, along with 59.1 percent at the stripe. Duke entered the game shooting 48.8 FG percentage, 40.0 3FG and 70.5 FT.

## CANES IN THE ACC STATS - Final regular season stats

<b>Malcolm Grant</b>	3pt FG Made/Game	3rd	2.3
	Points	19th	11.3
	3pt FG Percent	6th	32.6
<b>Durand Scott</b>	Points	14th	13.0
	Rebounds	18th	5.3
	Assists	6th	3.2
	Free Throw Percentage	10th	79.7
	Assist/Turnover Ratio	6th	1.8
	Minutes Played	6th	33.4
<b>Shane Larkin</b>	Steals	5th	1.6
<b>Kenny Kadji</b>	Rebounds	16th	5.6
	Blocks	t-5th	1.7
	Points	15th	12.9

## LED (TIED) THE TEAM IN....

	Points	Rebounds	Assists	Steals	Blocks
<b>Adams</b>	1	1	(1)	(3)	-
<b>Akpejori</b>	-	1	-	-	2 (1)
<b>Brown</b>	1	-	-	(1)	-
<b>Grant</b>	5 (2)	-	1 (6)	1 (5)	-
<b>Johnson</b>	2	10 (2)	1 (2)	-	3 (5)
<b>Jones</b>	-	(1)	(1)	2	1 (4)
<b>Kadji</b>	10 (2)	8 (2)	1 (1)	2 (4)	13 (7)
<b>Larkin</b>	1 (1)	1	9 (4)	7 (7)	-
<b>McKinney Jones</b>	-	2 (1)	1 (1)	3 (4)	(1)
<b>Scott</b>	6 (3)	3 (1)	9 (6)	5 (2)	-
<b>Swoope</b>	-	1	(1)	1 (2)	1 (1)



## PLAYERS ON A ROLL

**Malcom Grant** has made multiple threes in 19 games, including seven-straight games to start the season. Until the game at UNC, he had hit a three in 35-straight games, which is 11th in the ACC and ties UM's school record for consecutive games making a trey.

**Durand Scott** has shot 51.4 percent from the field in the past 21 games after starting the year 26-of-86 (30.2%) in the first nine games. He has scored double-digit points in 25-of-30 games and has at least three assists in 18 games.

**Kenny Kadji** has scored more than 11 points 20 times. He has two or more blocks in 15 games this season. Since Johnson's return, Kadji has averaged 14.5 points, 5.9 rebounds, 1.8 blocks, 50.2 field goal percent and 41.0 three-point percent.

**Reggie Johnson** has scored in double digits in 12 of 21 games and pulled down at least seven rebounds in 15 of 21 games. He has 17 assists in the past eight games.

**Shane Larkin** has a steal in 22 of his 30 games, including nine in his last four outings. He was fifth in the ACC in steals as a freshman. He has 29 assists in the past 12 games.

**Rion Brown** has shot 46.3 percent from the field and 42.1 percent from three in his past 21 games. He shot 20 percent FG (5-25) and 21.4 percent 3FG (3-14) in his first seven games. He has hit 31 threes in the past 22 games after only knocking down three in the first seven games.

**Trey McKinney Jones** is shooting 48.6 percent from the field in the past 22 games. He has hit at least two threes in 13 games.

**DeQuan Jones** has scored more than four points in 15 of his 20 outings and grabbed more than three rebounds 12 times, despite only averaging 17.9 minutes per game.

## JOHNSON OUT VS. FSU, RETURNS AT NC STATE

Junior Reggie Johnson was declared ineligible prior to the game against Florida State, but prior to the game at NC State, was reinstated by the NCAA with the following conditions: he must repay the value of benefits that were unknowingly received from a member of the former coaching staff and serve a one-game withholding penalty (Florida State).

In the process of the ongoing joint NCAA-UM inquiry, it was discovered that members of Johnson's family received impermissible travel benefits from a member of the former basketball coaching staff. Johnson was unaware of the benefits and his family was told they were permissible by that member of the former basketball coaching staff.

## GAMBLE GRANTED SIXTH YEAR

Forward Julian Gamble has been granted a clock extension by the NCAA, allowing the senior to play basketball next season. Gamble is sidelined this season after tearing the ACL in his left leg in August. A team leader, Gamble started 13 games in 2010-11 and averaged 3.8 points, 4.0 rebounds and 0.8 blocks per game. In his three-season career, Gamble has played in 93 games, averaging 3.4 points, 3.0 rebounds and 0.7 blocks per game.

## JOHNSON ACC PLAYER OF THE WEEK

Reggie Johnson was named the ACC Player of the Week (Feb. 6) after leading Miami to a pair of overtime victories that week, including the Canes' first-ever win over No. 7/5 Duke at Cameron Indoor, and a double-overtime victory against Maryland. Johnson averaged 20 points, shooting 56.7 percent from the field, and averaged 8.5 rebounds, 10 of which were offensive. He also had a pair of steals, a block and an

## AP POLL - 3/12

1	Kentucky (61)	32-2	1,621
2	Syracuse (1)	31-2	1,545
3	Missouri (2)	30-4	1,459
4	North Carolina (1)	29-5	1,403
5	Michigan State	27-7	1,386
6	Kansas	27-6	1,330
7	Ohio State	27-7	1,229
8	Duke	27-6	1,158
9	Baylor	27-7	1,064
10	Florida State	24-9	972
11	Marquette	25-7	912
12	Murray State	30-1	871
13	Michigan	24-9	808
14	Wisconsin	24-9	766
15	Georgetown	23-8	726
16	Indiana	25-8	576
17	Louisville	26-9	558
18	Wichita State	27-5	517
19	Creighton	28-5	373
20	Vanderbilt	24-10	334
21	New Mexico	27-6	318
22	San Diego State	26-7	223
23	UNLV	26-8	201
24	Saint Mary's	27-5	187
25	Florida	23-10	146

Others receiving votes: Temple 103, Cincinnati 89, Notre Dame 85, Memphis 59, Gonzaga 47, Iowa State 13, Virginia Commonwealth 12, Drexel 11, Virginia 9, Long Beach State 5, Harvard 4, Kansas State 3, St. Bonaventure 1

## ESPN/USA TODAY - 3/12

1	Kentucky (30)	32-2	774
2	Syracuse	31-2	730
3	Missouri (1)	30-4	715
4	Michigan State	27-7	660
5	North Carolina	29-5	652
6	Kansas	27-6	586
7	Ohio State	27-7	578
8	Duke	27-6	557
9	Murray State	30-1	502
10	Baylor	27-7	481
11	Marquette	25-7	452
12	Florida State	24-9	442
13	Wisconsin	24-9	348
14	Michigan	24-9	319
15	Georgetown	23-8	307
16	Saint Mary's	27-5	268
17	Indiana	25-8	252
18	Louisville	26-9	245
19	Wichita State	27-5	231
20	Creighton	28-5	199
21	Florida	23-10	189
22	New Mexico	27-6	125
23	San Diego State	26-7	99
24	Vanderbilt	24-10	94
25	UNLV	26-8	79

Others receiving votes: Notre Dame 48, Memphis 40, Temple 24, Cincinnati 22, Gonzaga 20, Virginia Commonwealth 13, Kansas State 6, Virginia 5, Long Beach State 3, Harvard 3, Iowa State 2, Saint Louis 2, North Carolina State 2, Montana 1

assist in 30 minutes per game. Johnson notched 27 points, 12 rebounds and a steal in 35 minutes against No. 7/5 Duke on Sunday. He was 11-of-17 from the field (56.7%) and eight of his 12 boards were offensive. Against Maryland, Johnson scored 13 points and grabbed five boards. He drained his first-career three-point attempt, a shot from the top of the key, and had an assist, a block and a steal against the Terps.

## CANES FIRE UP THE NETS

Since the return of Reggie Johnson, the Canes have averaged a 43.2 percent clip from the field. In those 22 games, UM has averaged 71.2 ppg, up from the 67.2 average in their first nine outings. Against FAU, the first game with Reggie Johnson back in the lineup, Miami hit 31-of-50 (62%) from the field and 14-of-20 (70%) from beyond the arc.

## NEW LINEUP SPARKS REBOUNDING NUMBERS

With the addition of big men Reggie Johnson and DeQuan Jones, the Canes have outrebounded 13 of their past 21 opponents after coming up short in the rebounding battle in eight of the first 10 games. Miami outrebounded Charlotte 38-30, the first time the Canes outrebounded an opponent since the game at Purdue. The +15 against Wake Forest was the second-highest differential of the season, behind UM's +16 (42-26) against Tennessee Tech in the season opener.

## GRANT TIES RECORD IN THREES; 11TH IN ACC

Malcom Grant made a three-pointer in 35-straight games from the Dec. 30, 2009 outing against Pepperdine until the Jan. 7, 2012 game at Virginia. His 35 tied the Miami school record with former Cane Jack McClinton. The 35 makes are the 11th-best in ACC history, tying Grant with J.J. Redick (Duke) and McClinton.

## CANES INCOMPLETE ROSTER

Prior to the game against UNC, Miami had a complete roster of uninjured players for only five practices to that point in the season. The Canes were without center Reggie Johnson for the first nine games this season, then DeQuan Jones joined

## 2011-12 Record Chasers

## CAREER 3-POINT LEADERS

1.	Jack McClinton	(2006-09)	286
2.	Steven Edwards	(1992-96)	265
3.	Darius Rice	(2000-04)	260
4.	Robert Hite	(2002-06)	228
5.	<b>Malcolm Grant</b>	<b>(2009-pres.)</b>	<b>221</b>
6.	Adrian Thomas	(2005-11)	204

Note: 3-point FGs were adopted in 1986-87

## CAREER ASSISTS

1.	Vernon Jennings, 1996-00	520
2.	Kevin Norris, 1994-98	493
3.	John Salmons, 1998-02	429
4.	Kevin Presto, 1985-89	412
5.	Thomas Hocker, 1987-90	384
6.	Anthony Harris, 2002-07	330
7.	Michael Gardner, 1991-94	319
8.	<b>Durand Scott, 2009-pres.</b>	<b>318</b>
9.	Steven Edwards, 1992-96	312
10.	<b>Malcolm Grant, 2009-pres.</b>	<b>288</b>

## MIAMI SINGLE-GAME RECORDS

## POINTS SCORED

Rick Barry vs. Rollins, 1965	59
------------------------------	----

## FIELD GOALS MADE

Rick Barry vs. Houston, 1965	21
------------------------------	----

## FIELD GOALS ATTEMPTS (Since 1985-86)

Johnny Hemsley vs. North Carolina, 1999	30
---	----

## FIELD GOAL PERCENTAGE (Since 1985-86)

Raymond Hicks vs. NC A&T, 2008 (7-7)	1.000
--------------------------------------	-------

## 3-POINT FIELD GOALS MADE

Johnny Hemsley vs. Lafayette, 1999	9
------------------------------------	---

## 3-POINT FG ATTEMPTED

Darius Rice vs. Virginia Tech, 2001	15
-------------------------------------	----

## 3-POINT FG PERCENTAGE (Min. 4 Att.)

Five players, last was...	
Malcolm Grant vs. NC State, 2011 (5-5)	1.000

## FREE THROWS MADE

Rick Barry vs. Florida Southern, 1965	22
Ron Godfrey vs. Oklahoma City, 1960	22

## FREE THROWS ATTEMPTED (Since 1985-86)

Eric Brown vs. Brigham Young, 1989	19
------------------------------------	----

## FREE THROW PERCENTAGE (Since 1985-86)

Jack McClinton vs. NC State, 2009 (16-16)	1.000
---	-------

## REBOUNDS

Rick Barry vs. Oklahoma City, 1965	29
------------------------------------	----

## ASSISTS

Michael Gardner vs. Pittsburgh, 1993	14
--------------------------------------	----

## STEALS

Jerome Scott vs. FIU, 1991	9
----------------------------	---

## BLOCKED SHOTS

Anthony King vs. Florida Atlantic, 2004	13
---	----

**UM Communications**

**Assoc. AD for Communications** Chris Freet  
c.freet@miami.edu

**MBB Contact** **Amy Woodruff**  
**Assistant Director of Communications**

**Work/Cell** (305) 284-3241 / (813) 410-1194

**Email** a.woodruff@miami.edu

**Website** www.HurricaneSports.com

**2011-12 UM Quick Facts**

**Location** Coral Gables, Fla.  
**Stadium** BankUnited Center  
**Press Row** 305-284-2111  
**Capacity** 7,200  
**Enrollment** 14,078  
**Founded** 1925  
**Colors** Orange, Green, White  
**Nickname** Hurricanes  
**Mascot** Sebastian the Ibis  
**Conference** Atlantic Coast  
**President** Dr. Donna E. Shalala  
**Director of Athletics** Shawn Eichorst  
**Address** 5821 San Amaro Drive  
Coral Gables, Fla. 33146

**Head Coach** Jim Larranaga  
**Alma Mater** Providence, 1971  
**Record at UM** 19-12 / First season  
**Overall Record** 489-346 / 28th season

**UM 2010-11 Overall Record** 21-15  
**UM 2010-11 ACC Record** 6-10  
**UM 2010-11 ACC Finish** 9th

**STAFF**

Eric Konkol (Wisconsin-Eau Claire, '00)  
Michael Huger (Bowling Green, '94)  
Chris Caputo (Westfield (Mass.) State, '02)  
Director of Operations: Mike Summey  
Assoc. Director of Operations: Jaime Vathielil  
Athletic Trainer: Wes Brown  
Strength & Conditioning Coach: Jim Krumpas

**HISTORY**

**First Season of Basketball** 1926  
**Overall All-Time Record** 891-682  
**Year UM Joined ACC** 2004-05  
**NCAA Appearances** Six  
1960, 1998, 1999, 2000, 2002, 2008  
**Last NCAA Appearance** L, 75-72  
Second Round vs. Texas, 2008  
**NIT Appearances** 10  
1961, 1963, 1964, 1995, 1997,  
2001, 2005, 2006, 2009, 2011  
**Last NIT Appearance** L, 79-64  
Quarterfinals vs. Alabama, 2011

**COMMUNICATIONS POLICIES**

All interview requests for assistant coaches or athletics department staff members must also be approved and cleared by the UM Communications office and/or basketball contact Amy Woodruff.

Credential requests are taken via e-mail to Amy Woodruff (A.Woodruff@miami.edu). Any misuse of credentials will result in removal from the BankUnited Center and the permanent voiding of the credential.

The UM locker room is closed at all times. For home games, Coach Larranaga and a handful of Hurricane players will report to the media room for interviews following the opposing team's postgame press conference.

the team for the 11th game of the year, but Malcolm Grant missed two games due to a death in the family. Since Dec. 17, Garrius Adams missed five games due to a lower extremity injury, had surgery on Jan. 19 and returned for the Feb. 18 game. Julian Gamble is out for the season with a knee injury and Bishop Daniels will redshirt this season.

Games Missed	Reason
DeQuan Jones 10	Ineligible
Reggie Johnson 9	Knee surgery
1	Ineligible
Garrius Adams 14	Surgery on Jan. 19, 2012
Malcolm Grant 2	Death in the family
Rion Brown 2	Illness
Shane Larkin 1	Ineligible
Kenny Kadji 1	Head injury
Durand Scott 0	Wrist injury 1/7
0	Groin injury 1/18
1	Ineligible
Shane Larkin 0	Hip injury 1/7
Julian Gamble all	Knee surgery
Bishop Daniels all	Toe injury - redshirt

**SCOTT JOINS GRANT IN 1,000 POINT CLUB**

With 17 points against UNCG, junior Durand Scott joined teammate Malcolm Grant in the 1,000 Point Club, the 33rd player in Canes history to top the mark. Scott entered the game needing 15 points to reach the milestone. Malcolm Grant scored nine points against FAU to become the Canes' 32nd player to top the mark. Grant entered that game with 992 points in three seasons with the Hurricanes. In his first season, Grant notched 318 points in 33 games (8 starts), then drained 532 points last season in 36 games.

**LEARNING THE SYSTEM**

Along with understanding the expectations of the new coaching staff, the Canes are learning an entirely new system under Coach Larranaga. Miami is playing man-to-man a majority of this season's possessions after playing 2-3 zone primarily in the 2009-10 season. Larranaga has also added his Scramble defense to the Canes' playbook, which has been used multiple times this season. With injuries to the big men early in the season, the team also worked without a true back-to-the-basket center, and has played many possessions with a smaller, four-guard lineup.

**CANE HOOPER NAMED TO PRO BOWL**

Former Cane hooper Jimmy Graham (2005-09) was one of five New Orleans Saints to be named to the 2012 NFL Pro Bowl.

Graham, a tight end, had 12 receptions for 158 yards and three touchdowns in the postseason for the Saints. In two years with New Orleans, Graham has 142 receptions for 1,824 yards and 19 touchdowns.

With 1,310 regular season receiving yards, Graham broke Kellen Winslow's 31-year-old NFL record of 1,290 receiving yards in a season by a tight end. But New England Patriots tight end Rob Gronkowski, notched 1,327 yards this season to put his name atop the record listing.

At Miami, Graham played basketball from 2005-2009, graduated with a double major in marketing and management, then joined the 2009 football team while taking graduate classes. That season he totaled 17 receptions for 213 yards and five touchdowns. Graham averaged 4.2

ppg, shooting 49.5 percent from the field, and 4.2 rpg in 120 games in his four years with the Miami men's basketball team.

**MIAMI IS A TOP ACADEMIC INSTITUTION**

Already the top academic institution in the state of Florida and a world-renowned research institution, the University of Miami and its Department of Athletics are building upon its reputation for developing world-class students. In the 2012 edition of the U.S. News & World Report's annual issue, the University of Miami rose to number 38 - up from 47 last year, a nine-point rise. UM remains the highest ranked school in the state of Florida.

**CANES WEARING LEBRON COLORWAYS**

The University of Miami was one of three university basketball teams to hit the court on October 14 in their own colorways of the new Nike LEBRON 9. The Hurricanes are playing in white/white/gorge green/total orange this season. Light yet powerful, like its namesake, LeBron James -- and designed in conjunction with his insight -- the LEBRON 9 is the first shoe to integrate Flywire technology and Hyperfuse construction in the upper for superior support. The shoe also combines Max Air 180 and a Nike Zoom unit for comfort and responsiveness.

**STARTERS BY GAME**

TTU	Grant	Scott	Adams	Swoope	Kadji
RU	Grant	Scott	Adams	Swoope	Kadji
UNF	Grant	Scott	Adams	Swoope	Kadji
FGCU	Grant	Scott	Adams	Swoope	Kadji
Ole Miss	Grant	Scott	Adams	Swoope	Kadji
Purdue	Grant	Scott	Adams	McKinney Jones	Swoope
UMass	Grant	Scott	Larkin	McKinney Jones	Akpejori
Memphis	Grant	Scott	Larkin	McKinney Jones	Akpejori
WVU	Grant	Scott	McKinney Jones	Swoope	Kadji
FAU	Grant	Scott	McKinney Jones	Swoope	Kadji
UNC-C	Larkin	Scott	McKinney Jones	Kadji	Johnson
ASU	Larkin	Scott	McKinney Jones	Kadji	Johnson
UNC-G	Grant	Scott	McKinney Jones	Kadji	Johnson
Virginia	Grant	Scott	McKinney Jones	Kadji	Johnson
UNC	Grant	Scott	McKinney Jones	Kadji	Johnson
Clemson	Grant	Scott	McKinney Jones	Kadji	Johnson
NC State	Grant	Scott	McKinney Jones	Kadji	Johnson
Ga. Tech	Grant	Scott	Larkin	Kadji	Johnson
BC	Grant	Scott	Larkin	Kadji	Johnson
MD	Grant	Scott	Larkin	Jones	Johnson
Duke	Grant	Scott	Larkin	Kadji	Johnson
VT	Grant	Scott	Larkin	Kadji	Johnson
FSU	Grant	Scott	Larkin	Kadji	Johnson
UNC	Grant	Scott	Larkin	Kadji	Johnson
WF	Grant	Scott	Larkin	Kadji	Johnson
MD	Grant	Scott	Larkin	Kadji	Johnson
FSU	Grant	Scott	Larkin	Kadji	Akpejori
NC State	Grant	Scott	Larkin	Kadji	Johnson
BC	Grant	Scott	Quigtar	Jones	Johnson
GT	Grant	Scott	Larkin	Kadji	Johnson
FSU	Grant	Brown	Larkin	Kadji	Johnson

**RECORD BY STARTING LINEUP**

Grant, Scott, Adams, Swoope, Kadji	4-1
Grant, Scott, Adams, McKinney Jones, Swoope	0-1
Larkin, Grant, Scott, McKinney Jones, Akpejori	1-1
Grant, Scott, McKinney Jones, Swoope, Kadji	1-1
Larkin, Scott, McKinney Jones, Kadji, Johnson	2-0
Grant, Scott, McKinney Jones, Kadji, Johnson	2-3
Larkin, Grant, Scott, Kadji, Johnson	6-4
Larkin, Grant, Scott, Jones, Johnson	1-0
Larkin, Grant, Scott, Kadji, Akpejori	1-0
Grant, Scott, Quigtar, Jones, Johnson	1-0
Grant, Brown, Larkin, Kadji, Johnson	0-1



## BANKUNITED CENTER

Opened in 2003, the BankUnited Center, which seats 7,200 fans for basketball games, is located on the University of Miami's beautiful Coral Gables campus. The venue also hosts concerts, trade shows, lecture series and sporting events, in addition to serving as the home to the Hurricanes' men's and women's basketball teams.

Over the last three seasons, the Hurricanes have established home court dominance, winning 51 games at the "BUC" — including a school-record 14-2 mark in 2007-08 and memorable victories over No. 4/5 Duke, No. 6/7 Wake Forest and No. 20/20 Georgia Tech.

With its grand opening in January of 2003 — a 64-61 overtime win over North Carolina, the BankUnited Center became the University's first on-campus venue with seating to accommodate large events offering an ideal capacity for concerts, conferences, lecture series, banquets and more. It significantly increases the University of Miami's collegiate experience for its students by allowing on-campus events such as commencements, sports, convocations and pep rallies. The community also benefits from the venue's utilization as a showcase for a host of family shows and other special activities.

The BankUnited Center has 25 suites. Each suite is equipped with 12 box seats with three additional bar stools, a lounge area, television and phones, along with a kitchen area with a bar and refrigerator.

The BankUnited Center is managed by Global Spectrum. The Philadelphia-based company is part of one of the world's largest sports and entertainment companies, Comcast-Spectacor, which also owns the Philadelphia 76ers (NBA) and the Philadelphia Flyers (NHL).

## THE FIELDHOUSE

The newest addition to Miami athletics opened in March of 2009, with the debut of the Hurricanes' on-campus practice facility. The 29,000-square foot facility is conveniently located immediately adjacent to the BankUnited Center, alongside the Hurricanes 100 Room north of the arena. The new facility houses several full-size practice courts, as well as a multi-purpose room to host a variety of events — including the Miami Heat's 2010 Media Day.

Miami basketball players have access to the secure facility 24 hours a day, allowing the Hurricanes court time at any time all-year round. UM players use the facility for both conditioning and practice sessions, as well as for individual workouts and pick-up games.

The Fieldhouse was also honored for its sustainability components, earning the LEED® Gold designation established by the U.S. Green Building Council and verified by the Green Building Certification Institute (GBCI). The facility achieved the certification specifically for its energy use, lighting, water and material use as well as incorporating a variety of other sustainable strategies. By using less energy and water, LEED certified buildings save money for businesses and taxpayers; reduce greenhouse gas emissions; and contribute to a healthier environment for residents, workers and the larger community.

## IN THE NEWS

### LARRANAGA INDUCTED INTO NYC HALL OF FAME

Coach Jim Larranaga was inducted into the New York City Basketball Hall of Fame on Sept. 22, 2011, in a ceremony held at the New York Athletic Club on Central Park South at 59th Street. Born in the Bronx, N.Y., Larranaga built the George Mason Patriots' program into a perennial contender in the highly-regarded Colonial Athletic Association, winning more games than any other coach in program and conference history (273) en route to three conference titles (2008, 2001, 1999). Larranaga was joined at the 2011 induction ceremony by Donnie Walsh, former New York Knicks President; longtime Knicks trainer Mike Saunders; former Knick John Warren; a member of the Knicks 1969-70 NBA championship team, the late Lloyd "Sonny" Dove; Debbie Mason, the former All-America from Queens College known as "Lady Pearl"; Tom Henderson, an all-city performer from DeWitt Clinton H.S. in the Bronx; and former Fordham All-America Kenny Charles.

### CANES VISIT LORRAINE MOTEL WHERE MLK WAS ASSASSINATED

On Nov. 26, the University of Miami men's basketball team visited the Lorraine Motel in Memphis, Tenn., where Martin Luther King, Jr. was assassinated on April 4, 1968. The building is now attached to the National Civil Rights Museum.

Miami stayed in Memphis after Friday's game at Ole Miss. The players and staff made an early pit stop to visit the motel on their way to the airport, receiving a quick history lesson on its way to West Lafayette, Ind., for a Tuesday matchup with Purdue.

### GRAHAM RECIPIENT OF THE 2011 ED BLOCK COURAGE AWARD

The New Orleans Saints announced that second-year tight end Jimmy Graham has been voted by his teammates as the 2011 recipient of the Ed Block Courage Award. Graham, a 6-6, 260 pound native of Goldsboro, N.C., graduated from the University of Miami with degrees in both marketing and management in 2009. He was selected by the Saints in the third round of the 2010 NFL Draft after playing just one year of college football. Prior to that, Graham was a four-year letterman for the Hurricanes in basketball. Graham spent portions of his childhood living in a group home before being taken in by a legal guardian, Rebecca Vinson. Despite putting herself through nursing school and overcoming financial struggles of her own, Vinson helped mentor and stress the importance of education to Graham while providing him with a caring home. The Ed Block Courage Award Foundation is dedicated to improving the lives of neglected children and ending the cycle of abuse. The purpose is to raise Awareness and Prevention of child abuse.

### UM ALUM WILL ALLEN RECEIVES NCAA'S HIGHEST HONOR

Former University of Miami basketball player Will Allen has been recognized as a Theodore Roosevelt Award winner by the NCAA. Allen graduated from the University of Miami with a B.A. in physical education and went on to be drafted No. 60 overall in the fourth round of the 1971 NBA Draft by the Baltimore Bullets. After a short career in the ABA and playing professionally in Belgium, Allen started a career in marketing with Proctor and Gamble. In 1993, he left Proctor and Gamble and purchased Growing Power, a plant nursery on the north side of Milwaukee, Wis. The Rockville, Md., native has since been recognized as a leader in the industry of urban farming and sustainable food production. The "Teddy" award is the highest honor the NCAA bestows upon individuals.

Named after President Theodore Roosevelt, whose concern for the conduct of intercollegiate athletics led to the formation of the NCAA in 1906, this annual award is given to an individual "for whom competitive athletics in college and attention to physical well-being thereafter have been important factors in a distinguished career of national significance and achievement."

### CANES IMPROVE STRENGTH AND SPEED

Miami adapted to many changes in the past few months with the addition of coaches and new philosophies. Now the team is learning how basketball is not just about playing defense and shooting a basketball, it's also about the weight room. Since Strength and Conditioning Coach Jim Krumpos joined the staff in the spring, the men's basketball team has increased its strength and speed exponentially. The players were first tested in various strength and agility tests in late May, then were checked again the first week of October. Within those five months, the Canes tremendously improved their team averages on the one-step vertical jump (two inches), the bench press average maximum (26 pounds), the 185 test (3.7 reps) and the mile run (90 seconds). Individually, Malcolm Grant and DeQuan Jones each added four inches to their one-step vertical jump, closely followed by a 3.5-inch increase by Garrius Adams. Four players - Raphael Akpejori, Rion Brown, DeQuan Jones and Trey McKinney Jones - increased their leg press weight by 180 pounds and three players - Akpejori, Reggie Johnson and Jones - added 50 pounds to their bench press maximums. In the 185 test, bench pressing 185 pounds as many times as possible, Johnson upped his mark by eight reps and Adams added seven more up-and-downs. Adams and Jones also had major improvements in the chin up (body weight plus weight attached to a belt), notching 69 more pounds per pull up than their previous mark. In the mile run, Justin Heller and Durand Scott each knocked off at least three minutes from their original time, while Jones took two fewer minutes on his second testing. Akpejori ran a team-best mile with a time of 5:22, closely followed by Rion Brown at 5:23.

### GODFREY SELECTED FOR THE 2012 ACC TOURNAMENT LEGENDS CLASS

Miami's Ron Godfrey, who played basketball for the Canes from 1958-61 and coached the squad through four seasons, has been selected to the 2012 class of Atlantic Coast Conference Men's Basketball Tournament Legends Godfrey (1958-61), one of the finest forwards to play at Miami, was an honorable mention All-America as a senior in 1961. He finished his career ranked in the Top Ten in seven career categories in the Miami record book including 7th in points (1,384), 7th in field goals made (518), 6th in free throws made (384) and 7th in rebounds (767). Godfrey's totals of 159 free throws made and 207 free throws attempted in 1960 still rank 5th and 6th in the Hurricane career lists. His total of 22 made free throws against Oklahoma City in 1960 is still tied with Rick Barry for the most made in a game by a Miami player. For his career, he averaged 17.5 points a game. Playing alongside former Miami All-America Dick Hickox, Godfrey helped lead the Hurricanes to their first-ever NCAA tournament bid in 1960 as the Canes finished with a sparkling 23-4 record. In his senior year, Godfrey led Miami to a 20-7 mark and a berth in the National Invitation Tournament. In his three varsity seasons, Godfrey helped the Hurricanes to a 61-18 record. As a coach, he guided Miami for four seasons, leading the Hurricanes to championships in the 1967 Hurricane Classic and the 1968 Marshall Tournament and was inducted into the Miami Sports Hall of Fame in 1988. A native of Martins Ferry, Ohio, he now resides in Coral Springs, Fla.

**CONSECUTIVE WINS TO START CAREER  
AS ACC HEAD COACH***(Current Coaches Only)***Wins Starting**

In Row	Head Coach	School	Season
6	Roy Williams	UNC	2004
<b>4</b>	<b>Jim Larranaga</b>	<b>Miami</b>	<b>2012</b>
3	Brad Brownell	Clem	2011
3	Leonard Hamilton	FSU	2003
3	Mark Gottfried	NCS	2012
2	Steve Donahue	BC	2011
2	Mike Krzyzewski	D	1981
2	Brian Gregory	GT	2012
2	Seth Greenberg	VT	2004
1	Mark Turgeon	Md	2012
1	Tony Bennett	UVa	2010
0	Jeff Bzdelik	WF	2011

\$ Year prior to school joining ACC.

**MOST CONSECUTIVE WINS  
TO START ACC COACHING CAREER***(School ACC Member At Time Of Debut)*

Starting Wins	Coach, School	Starting Season
17	Bill Guthridge, NC	1998
10	Rick Barnes, C	1995
6	Roy Williams, NC	2004
6	Bucky Waters, D	1970
5	Sidney Lowe, NCS	2007
5	Herb Sendek, NCS	1997
<b>4</b>	<b>Jim Larranaga, Miami</b>	<b>2011</b>
4	Steve Robinson, FSU	1998
4	Dino Gaudio, WF	2008
4	Skip Prosser, WF	2002

**WINNINGEST ACTIVE  
DIVISION I HEAD COACHES\***

	Name	Wins
1.	Mike Krzyzewski	900-284
2.	Jim Boeheim	856-301
3.	Jim Calhoun	855-367
4.	Roy Williams	643-163
5.	Bob Huggins	620-227
6.	Cliff Ellis	614-384
7.	Mike Montgomery	611-281
8.	Rick Pitino	597-220
9.	Bobby Cremins	567-367
10.	Stew Morrill	542-241
11.	Rick Barnes	524-257
12.	Rick Majerus	491-208
13.	Lon Kruger	479-304
14.	John Calipari	467-150
15.	Tubby Smith	467-198
16.	Bill Self	444-151
<b>17.</b>	<b>Jim Larranaga</b>	<b>443-308</b>

\* Records are prior to the 2011-12 season

**The first nine games (Nov. 11-Dec. 10) without Reggie Johnson - 5-4**

		Total				3-Point		F-Throw		Rebounds												
#	Player	gp-gs	min	avg	fg-fga	fg%	3fg-fga	3fg%	ft-fa	ft%	off	def	tot	avg	pf	dq	a	to	blk	stl	pts	avg
03	Malcolm Grant	9-9	301	33.4	46-120	.383	26-71	.366	24-32	.750	1	24	25	2.8	14	0	12	13	0	7	142	15.8
01	Durand Scott	9-9	310	34.4	26-86	.302	6-19	.316	49-64	.766	11	34	45	5.0	18	0	33	13	4	5	107	11.9
00	Shane Larkin	8-2	183	22.9	22-54	.407	10-24	.417	12-13	.923	4	16	20	2.5	14	0	17	15	1	12	66	8.3
04	Trey McKinney Jones	9-4	228	25.3	27-63	.429	11-34	.324	7-8	.875	7	37	44	4.9	24	1	15	13	0	6	72	8.0
35	Kenny Kadji	9-6	187	20.8	26-54	.481	3-5	.600	11-24	.458	14	28	42	4.7	18	1	6	13	14	5	66	7.3
25	Garrius Adams	8-6	199	24.9	17-43	.395	11-29	.379	9-16	.563	8	23	31	3.9	13	1	9	10	1	8	54	6.8
21	Erik Swoope	9-7	219	24.3	21-36	.583	0-1	.000	5-12	.417	18	15	33	3.7	33	2	7	6	8	8	47	5.2
15	Rion Brown	7-0	91	13.0	5-25	.200	3-14	.214	10-12	.833	5	9	14	2.0	3	0	2	7	1	1	23	3.3
10	Raphael Akpejori	9-2	107	11.9	9-18	.500	0-0	.000	10-16	.625	16	7	23	2.6	20	0	2	6	9	2	28	3.1
Team											19	16	35					4				
Total.....		9	1825		199-499	.399	70-197	.355	137-197	.695	103	209	312	34.7	157	5	103	100	38	54	605	67.2
Opponents.....		9	1825		210-491	.428	55-169	.325	115-174	.661	105	220	325	36.1	178	5	104	118	39	41	590	65.6

**Games with Reggie Johnson - 13-8**

#	Player	gp-gs	min	avg	Total		3-Point		F-Throw		Rebounds											
					fg-fga	fg%	3fg-fga	3fg%	ft-fa	ft%	off	def	tot	avg	pf	dq	a	to	blk	stl	pts	avg
35	Kenny Kadji	20-19	628	31.4	105-211	.498	23-59	.390	56-80	.700	41	80	121	6.1	45	2	16	32	32	10	289	14.5
01	Durand Scott	20-20	654	32.7	104-203	.512	13-40	.325	43-50	.860	37	73	110	5.5	45	4	58	39	1	25	264	13.2
42	Reggie Johnson	21-20	549	26.1	82-165	.497	4-10	.400	44-64	.688	56	96	152	7.2	67	1	32	35	20	13	212	10.1
03	Malcolm Grant	19-19	532	28.0	54-173	.312	38-122	.311	33-39	.846	3	36	39	2.1	21	0	41	36	0	14	179	9.4
15	Rion Brown	21-1	443	21.1	54-117	.462	30-72	.417	19-27	.704	17	41	58	2.8	34	0	13	13	0	10	157	7.5
00	Shane Larkin	21-14	545	26.0	40-121	.331	19-64	.297	40-47	.851	13	39	52	2.5	37	1	58	43	1	36	139	6.6
04	Trey McKinney Jones	21-8	480	22.9	49-102	.480	24-61	.393	10-14	.714	12	48	60	2.9	37	0	26	26	2	14	132	6.3
05	DeQuan Jones	20-2	349	17.5	46-105	.438	2-8	.250	26-41	.634	26	49	75	3.8	34	0	5	17	10	10	120	6.0
25	Garrius Adams	8-0	60	7.5	6-14	.429	4-11	.364	1-2	.500	1	5	6	0.8	4	0	5	2	0	0	17	2.1
10	Raphael Akpejori	11-0	29	2.6	4-6	.667	0-0	.000	0-1	.000	2	3	5	0.5	5	0	0	0	1	2	8	0.7
21	Erik Swoope	13-1	42	3.2	1-9	.111	0-1	.000	3-4	.750	1	5	6	0.5	11	0	0	1	2	1	5	0.4
11	Ryan Quigtar	7-1	11	1.6	0-2	.000	0-1	.000	1-2	.500	1	0	1	0.1	0	0	1	0	0	0	1	0.1
12	Justin Heller	6-0	3	0.5	0-2	.000	0-1	.000	0-0	.000	0	2	2	0.3	0	0	0	1	0	0	0	0.0
Team											29	29	58					8				
Total.....		21	4325		545-1230	.443	157-450	.349	276-371	.744	239	506	745	35.5	340	8	255	253	69	135	1523	72.5
Opponents.....		21	4325		497-1196	.416	138-409	.337	269-391	.688	242	477	719	34.2	336	9	270	272	74	147	1401	66.7

## Last Five Games 3-2

#	Player	gp-gs	min	avg	Total		3-Point		F-Throw		Rebounds				pf	dq	a	to	blk	stl	pts	avg
					fg-fga	fg%	3fg-fga	3fg%	ft-fita	ft%	off	def	tot	avg								
01	Durand Scott	4-4	118	29.5	18-32	.563	2-7	.286	14-19	.737	13	18	31	7.8	11	1	8	7	0	3	52	13.0
03	Malcolm Grant	5-5	124	24.8	16-42	.381	15-31	.484	6-6	1.000	1	7	8	1.6	6	0	8	6	0	1	53	10.6
15	Rion Brown	5-1	109	21.8	18-40	.450	11-26	.423	5-6	.833	3	15	18	3.6	5	0	2	2	0	3	52	10.4
00	Shane Larkin	5-4	122	24.4	13-35	.371	3-13	.231	19-23	.826	3	9	12	2.4	8	0	13	7	0	9	48	9.6
35	Kenny Kadji	5-4	156	31.2	15-47	.319	5-19	.263	11-19	.579	5	15	20	4.0	13	1	7	9	10	8	46	9.2
42	Reggie Johnson	4-4	97	24.3	14-29	.483	1-4	.250	3-6	.500	16	18	34	8.5	13	0	6	7	3	2	32	8.0
04	Trey McKinney Jones	5-0	100	20.0	13-23	.565	4-12	.333	1-5	.200	2	10	12	2.4	8	0	1	4	0	2	31	6.2
05	DeQuan Jones	5-1	111	22.2	11-31	.355	0-3	.000	7-10	.700	5	15	20	4.0	9	0	5	5	3	1	29	5.8
25	Garrius Adams	5-0	39	7.8	3-7	.429	1-5	.200	2-4	.500	1	1	2	0.4	2	0	2	1	0	1	9	1.8
11	Ryan Quigtar	1-1	8	8.0	0-2	.000	0-1	.000	1-2	.500	1	0	1	1.0	0	0	1	0	0	0	1	1.0
10	Raphael Akpejori	3-1	11	3.7	0-3	.000	0-0	.000	0-0	.000	3	2	5	1.7	2	0	0	0	1	1	0	0.0
12	Justin Heller	1-0	1	1.0	0-1	.000	0-1	.000	0-0	.000	0	0	0	0.0	0	0	0	0	0	0	0	0.0
21	Erik Swoope	3-0	4	1.3	0-2	.000	0-0	.000	0-0	.000	0	2	2	0.7	2	0	0	0	0	0	0	0.0
Team											9	6	15					3				
Total.....		5	1000		121-294	.412	42-122	.344	69-100	.690	62	118	180	36.0	79	2	53	51	17	31	353	70.6
Opponents.....		5	1000		111-258	.430	33-100	.330	58-94	.617	44	122	166	33.2	94	2	61	73	24	24	313	62.6

## Home Games Only 13-3

#	Player	gp-gs	min	avg	Total		3-Point		F-Throw		Rebounds				pf	dq	a	to	blk	stl	pts	avg
					fg-fga	fg%	3fg-fga	3fg%	ft-fita	ft%	off	def	tot	avg								
01	Durand Scott	16-16	522	32.6	74-157	.471	14-35	.400	56-70	.800	24	65	89	5.6	31	2	57	27	5	18	218	13.6
35	Kenny Kadji	15-12	404	26.9	70-138	.507	9-25	.360	38-61	.623	32	52	84	5.6	34	2	10	18	30	13	187	12.5
03	Malcolm Grant	15-15	419	27.9	47-156	.301	35-111	.315	35-46	.761	2	36	38	2.5	16	0	33	29	0	12	164	10.9
42	Reggie Johnson	9-9	228	25.3	34-64	.531	4-6	.667	19-25	.760	18	39	57	6.3	32	1	16	13	9	7	91	10.1
04	Trey McKinney Jones	16-6	401	25.1	50-101	.495	21-56	.375	15-19	.789	10	55	65	4.1	33	0	21	24	0	13	136	8.5
00	Shane Larkin	15-8	363	24.2	35-84	.417	16-41	.390	39-42	.929	6	33	39	2.6	17	0	38	27	2	24	125	8.3
15	Rion Brown	14-0	289	20.6	32-79	.405	16-46	.348	19-26	.731	13	29	42	3.0	15	0	9	13	1	7	99	7.1
05	DeQuan Jones	10-2	178	17.8	25-48	.521	0-3	.000	12-22	.545	12	22	34	3.4	16	0	7	12	9	6	62	6.2
25	Garrius Adams	10-4	162	16.2	13-34	.382	10-26	.385	7-11	.636	6	18	24	2.4	11	1	9	11	1	5	43	4.3
21	Erik Swoope	13-4	174	13.4	16-34	.471	0-2	.000	8-16	.500	16	14	30	2.3	29	1	4	4	7	7	40	3.1
10	Raphael Akpejori	12-3	96	8.0	10-17	.588	0-0	.000	7-13	.538	13	5	18	1.5	20	0	1	3	10	1	27	2.3
11	Ryan Quigtar	5-1	11	2.2	0-2	.000	0-1	.000	1-2	.500	1	0	1	0.2	0	0	1	0	0	0	1	0.2
12	Justin Heller	4-0	3	0.8	0-2	.000	0-1	.000	0-0	.000	0	2	2	0.5	0	0	0	1	0	0	0	0.0
Team											26	23	49					10				
Total.....		16	3250		406-916	.443	125-353	.354	256-353	.725	179	393	572	35.8	254	7	206	192	74	113	1193	74.6
Opponents.....		16	3250		378-921	.410	102-319	.320	191-287	.666	197	362	559	34.9	313	13	199	230	57	108	1049	65.6

## Road Games Only 5-8 (Neutral not included)

#	Player	gp-gs	min	avg	Total		3-Point		F-Throw		Rebounds				pf	dq	a	to	blk	stl	pts	avg
					fg-fga	fg%	3fg-fga	3fg%	ft-fita	ft%	off	def	tot	avg								
35	Kenny Kadji	13-12	379	29.2	56-114	.491	16-35	.457	29-44	.659	23	53	76	5.8	30	2	11	26	17	4	157	12.1
01	Durand Scott	13-13	430	33.1	55-132	.417	3-21	.143	39-50	.780	27	45	72	5.5	33	2	34	23	0	13	152	11.7
03	Malcolm Grant	12-12	361	30.1	48-128	.375	24-77	.312	15-15	1.000	1	22	23	1.9	14	0	16	15	0	7	135	11.3
42	Reggie Johnson	10-10	263	26.3	42-90	.467	0-3	.000	17-27	.630	30	46	76	7.6	28	0	9	19	4	5	101	10.1
05	DeQuan Jones	10-0	177	17.7	22-52	.423	2-5	.400	16-21	.762	12	27	39	3.9	16	0	0	6	2	4	62	6.2
00	Shane Larkin	13-8	329	25.3	22-80	.275	11-43	.256	19-25	.760	8	17	25	1.9	27	1	31	25	0	22	74	5.7
15	Rion Brown	13-0	200	15.4	20-51	.392	12-31	.387	10-12	.833	9	18	27	2.1	18	0	6	6	0	4	62	4.8
04	Trey McKinney Jones	13-5	292	22.5	22-61	.361	14-41	.341	3-6	.500	8	32	40	3.1	28	1	15	13	1	7	61	4.7
25	Garrius Adams	6-2	98	16.3	9-21	.429	5-13	.385	3-7	.429	3	9	12	2.0	6	0	4	2	0	4	26	4.3
21	Erik Swoope	7-3	77	11.0	5-9	.556	0-0	.000	0-0	.000	3	5	8	1.1	13	1	3	3	2	1	10	1.4
10	Raphael Akpejori	8-0	44	5.5	3-8	.375	0-0	.000	3-4	.750	8	5	13	1.6	7	0	1	3	1	3	9	1.1
12	Justin Heller	2-0	0	0.0	0-0	.000	0-0	.000	0-0	.000	0	0	0	0.0	0	0	0	0	0	0	0	0.0
11	Ryan Quigtar	2-0	0	0.0	0-0	.000	0-0	.000	0-0	.000	0	0	0	0.0	0	0	0	0	0	0	0	0.0
Team											20	23	43					4				
Total.....		13	2650		304-746	.408	87-269	.323	154-211	.730	152	302	454	34.9	220	7	130	145	27	74	849	65.3
Opponents.....		13	2650		297-704	.422	72-237	.304	166-248	.669	139	315	454	34.9	197	2	154	151	50	69	832	64.0





# HEAD COACH JIM LARRANAGA

First Season | Providence, 1971

Hometown: Bronx, N.Y. | Head Coach: American International, 1977-79 | Bowling Green, 1986-97 | George Mason, 1997-2011 | Miami, 2011-present

## LARRANAGA'S CAREER

### Head Coach

2011-pres. University of Miami  
1997-2011 George Mason University  
1986-97 Bowling Green State University  
1977-79 American International College

### Assistant

1979-86 University of Virginia  
1971-76 Davidson College

### Player / Coach

1977 Geronimo Basketball Club  
(Belgium)

## EDUCATION

Providence College, 1971  
B.A. Economics  
Archbishop Malloy High School, 1967

## NCAA APPEARANCES

2011 - George Mason  
2008 - George Mason  
2006 - George Mason (Final Four)  
2001 - George Mason  
1999 - George Mason

## NIT APPEARANCES

2009 - George Mason  
2004 - George Mason  
2002 - George Mason  
1997 - Bowling Green  
1991 - Bowling Green  
1990 - Bowling Green

## PLAYING CAREER

Geronimo Basketball Club (Belgium) 1976-77  
Providence College, 1967-71  
Archbishop Molloy, 1963-67

## MISCELLANEOUS

Clair Bee Coach of the Year, 2006  
CAA Coach of the Year, 2011  
CAA Coach of the Year, 1999

## PERSONAL

Hometown: Bronx, N.Y.  
Born: Oct. 2, 1949  
Wife: Liz  
Sons: Jay and Jon

## LARRANAGA'S CAREER RECORDS

School	Years	Overall	Conference
American International	1977-1979	27-26	none
Bowling Green	1986-1997	170-144	101-85
George Mason	1997-2011	273-164	165-79
Miami	2011-pres.	19-12	9-7
<b>Overall</b>		<b>489-346</b>	<b>274-171</b>

## COACH JIM LARRANAGA AT A GLANCE

2006 Clair Bee Coach of the Year Five NCAA Tournament appearances  
2001 CAA Coach of the Year 2011, 2008, 2006, 2001, 1999  
1999 CAA Coach of the Year Six postseason NIT appearances  
1997 MAC Coach of the Year 2009, 2004, 2002, 1997, 1991, 1990  
Six 20-win seasons

Three ACC Selections - Third Team, Honorable Mention, Freshman Team  
28 All-Colonial Athletic Conference selections  
Coached George Evans, who was a three-time CAA Player of the Year, the CAA Rookie of the Year, a three-time CAA Defensive Player of the Year and on the CAA All-Defensive Team three times.  
Two AP All-America (honorable mention) players  
Nine CAA All-Defensive Team selections  
Eight CAA All-Rookie Team selections  
Three Dean Ehlers Award winners - given to the CAA player who best meets the criteria of academic achievement, leadership and community service.  
12 All-MAC Conference selections  
Coached Antonio Daniels - MAC Player of the Year and MAC Freshman of the Year  
Two MAC Freshman of the Year selections  
Four MAC All-Freshman Team selections

Jim Larranaga was named the 12th head coach of the University of Miami men's basketball program on April 22, 2011.

Larranaga came to Miami after serving as the head coach at George Mason for 14 seasons. He guided the program to five NCAA Tournament appearances (2011, 2008, 2006, 2001, 1999) - including an unprecedented run to the 2006 Final Four that captured the nation's attention, defeating Michigan State, North Carolina, Wichita State and Connecticut along the way. Following that run, he was selected the 2006 Clair Bee Coach of the Year.

Larranaga built the Patriots' program into a perennial contender in the highly-regarded Colonial Athletic Association, winning more games than any other coach in program and conference history (273) en route to three conference titles (2008, 2001, 1999).

A two-time CAA Coach of the Year honoree, Larranaga earned the accolade in 2011, leading the Patriots to a 27-7 overall record and 16-2 conference mark en route to the CAA regular-season title and their fifth NCAA Tournament appearance under his leadership. Seeded a program-best eighth in the NCAA Tournament, George Mason rallied from a double-digit deficit to defeat ninth-seeded Villanova, 61-57, before falling to overall No. 1 seed Ohio State in the third round.

Larranaga's teams are known for their offensive efficiency and a frenetic defense dubbed the "Scramble." Last season, his Patriots - who were ranked 24th in the final RPI - finished the season 11th in the nation in three-point field goal percentage (39.5), 18th in scoring margin (10.3), 22nd in turnovers (11.1), 26th in assist-to-turnover ratio (1.28) and 37th in scoring defense (62.5). During its 16-game win streak - which catapulted Mason to No. 25 in the ESPN/USA Today Coaches Poll on Feb. 28 - all but four victories came by a double-digit margin. That streak included the 71-51 win at VCU on Feb. 15, with Mason holding the Rams to a season-low offensive output.

He became Mason's all-time leader in men's basketball victories with his 131st win on January 22, 2005, with a 77-58 decision at James Madison. He became the CAA's all-time leader in wins on February 4, 2006, when the Patriots defeated UNC Wilmington. His Mason teams went 182-89 in CAA play.

In 2006, Larranaga became the first coach at a mid-major school to take his team to the Final Four in 27 years and earned an at-large berth for a CAA team for the first time in 20 years. Along the way, he led Mason to a school record in wins, the program's first-ever national ranking, George Mason's first-ever appearance in the Top 10 and the school's first wins over Top 10 teams.

The Patriots finished the year with a 27-8 record and a No. 8 ranking in the final USA Today/ESPN Coaches Poll. Earlier that season, Mason cracked the polls at No. 25, but NCAA tournament wins over Michigan State, No. 10 North Carolina, Wichita State and No. 2 Connecticut vaulted Mason up the poll, and into the national conscience, making Larranaga a household name.

The remarkable run at George Mason began just two years into Larranaga's tenure. After going 9-18 in his first year with the Patriots in 1997-98, Larranaga guided the 1999 Patriots' squad to a 19-11 overall record and a 13-3 CAA mark. That season, he earned his first Coach of the Year accolades in the CAA and NABC District 4 after making a 10-game improvement and leading the program to its first-ever conference regular season championship, its second CAA Tournament title and first NCAA Tournament appearance since 1989.

The Patriots followed that with another 19-11 overall mark in 1999-2000, tying for first place in the CAA at 12-4 and earning the top seed in the conference tournament. In 2000-01, the Patriots finished 18-12 overall and 11-5 in the CAA, good for a tie for second place, and they won the CAA Tournament title and advanced to the NCAA Tournament for the second time in three years. The Patriots produced another solid campaign with a 19-10 overall record (13-5 in the CAA) and a NIT berth in 2001-02. Mason's 2002-03 roster was hampered by injuries, but managed to pull together a 16-12 record (11-7 in the CAA), and a fourth-place CAA finish.

In 2003-04, Larranaga led the Patriots to a 7-2 non-conference record and to a school-record 23-win season, as Mason finished 23-10 on the year, its first 20-or-more win campaign in 14 years. Gaining an NIT berth (the Patriots fourth postseason appearance in six years), Larranaga led Mason to two consecutive postseason victories for the first time in school history, and in the process, earned his first postseason.

Under Larranaga, the Patriots won three CAA titles, including the 2008 championship when Mason went 23-11. The Patriots have appeared in the postseason each of the past four seasons for the first time in Mason history, advancing to the NCAA Tournament in 2008, the NIT in 2009, the CollegeInsider.com Postseason Tournament in 2010 and back to the NCAA Tournament in 2011.

With 28 years of head coaching experience, the native of Bronx, N.Y., previously served as the head coach at Bowling Green for 11 seasons (1986-1997) and at Division II American In-

LARRANAGA YEAR-BY-YEAR	Overall	Conference	Post-
Year School	W-L	W-L Finish	Season
1977-78 American International	14-13		
1978-79 American International	13-13		
1986-87 Bowling Green	15-14	10-6 3	
1987-88 Bowling Green	12-16	7-9 t-5	
1988-89 Bowling Green	13-15	6-10 t-6	
1989-90 Bowling Green	18-11	9-7 t-3	NIT 0-1
1990-91 Bowling Green	17-13	9-7 t-4	NIT 0-1
1991-92 Bowling Green	14-15	8-8 5	
1992-93 Bowling Green	11-16	8-10 t-6	
1993-94 Bowling Green	18-10	12-6 t-2	
1994-95 Bowling Green	16-11	10-8 t-5	
1995-96 Bowling Green	14-13	9-9 t-6	
1996-97 Bowling Green	22-10	13-5 t-1	NIT 0-1
1997-98 George Mason	9-18	6-10 6	
1998-99 George Mason	19-11	13-3 1	NCAA 0-1
1999-00 George Mason	19-11	12-4 t-1	
2000-01 George Mason	18-12	11-5 3	NCAA 0-1
2001-02 George Mason	19-10	13-5 2	NIT 0-1
2002-03 George Mason	16-12	11-7 4	
2003-04 George Mason	23-10	12-6 3	NIT 2-1
2004-05 George Mason	16-13	10-8 6	
2005-06 George Mason	27-8	15-3 t-1	NCAA 4-1
2006-07 George Mason	18-15	9-9 5	
2007-08 George Mason	23-11	12-6 2	NCAA 0-1
2008-09 George Mason	22-11	13-5 2	NIT 0-1
2009-10 George Mason	17-15	12-6 4	CIT 0-1
2010-11 George Mason	27-7	16-2 1	NCAA 1-1
2011-12 Miami	19-12	9-7 t-4	NIT
<b>Overall</b>	<b>489-346</b>	<b>272-171</b>	

ternational for two seasons (1977-79).

At Bowling Green, he made an immediate impact in his first season. In 1986-87, the Falcons were the nation's most improved team under a first-year head coach that took over a program with a losing record, posting a 15-14 record for an eight-game improvement over the previous season. Larranaga went on to record a 170-144 mark in 11 years at Bowling Green, earning the 1997 Mid-American Conference Coach of the Year honors after leading Bowling Green to a 22-10 record, a conference regular season co-championship and a berth in the National Invitation Tournament. The 22 victories were the most by a Bowling Green team in 47 years and the 13 conference wins were the second-highest total in Falcon history.

Larranaga's 170 victories at Bowling Green ranked second all-time on the Falcons' coaching list and he was only the second coach in the program to record consecutive postseason appearances. Larranaga led his squad to NIT berths in 1990 (18-11) and again in 1991 (17-13), the first time the Falcons enjoyed back-to-back postseason appearances since the early '60s. Bowling Green won better than 61 percent of its games in Larranaga's last four years, recording a 70-44 mark during that stretch. The Falcons finished fourth or better in the MAC in five of Larranaga's 11 seasons and he is among the winningest coaches in MAC history.

Larranaga received his first head coaching position in 1977 when he was named to the post at American International, a Division II program in Springfield, Mass. Taking over a team that had suffered through five consecutive losing seasons prior to his arrival, Larranaga turned AIC into a winning program in his first year and compiled a 28-25 mark in two seasons.

A 1971 graduate of Providence College with a degree in economics, Larranaga was a four-year letterman for the Friars. As the team captain in his senior season, he led Providence to a 20-8 record and an NIT appearance. He graduated as the school's fifth all-time leading scorer with 1,258 points and was selected in the sixth round of the draft by the Detroit Pistons of the National Basketball Association. He was the team's top scorer as a sophomore and junior and was named New England's Division I Sophomore of the Year in 1969. He was inducted into the Providence College Hall of Fame in 1991.

His first coaching opportunity came at Davidson College, where he served as an assistant coach to Terry Holland. Davidson captured three Southern Conference regular-season championships and an NIT berth in his five years there, and he compiled a 47-12 record doubling as the freshman team coach. In 1976, he left Davidson and spent one season as player-coach for the Geronimo Basketball Club in Belgium.

After his two-year stint at American International, Larranaga was reunited with Holland at the University of Virginia in April 1979. An assistant coach under Holland for seven seasons from 1979-86, he helped the Cavaliers reach the NCAA Final Four on two occasions (1981, 1984), finish in the top five of the AP and UPI polls and average more than 24 victories per season. The Cavaliers were 169-62, won three regular-season Atlantic Coast Conference championships and made four NCAA Tournament appearances. Virginia also made a pair of NIT appearances, winning the NIT Championship in 1980. Larranaga was on the staff during the careers of three-time National Player of the Year Ralph Sampson and NBA first-round draft choice Olden Polynice.

Larranaga, 62, and his wife, Liz, have two sons - Jay, who played for his father at Bowling Green and is the head coach of the NBDL's Erie Bayhawks, and Jon, who was a member of his father's George Mason teams from 1999-2003 - and four grandchildren.



Assistant coaches Michael Huger, Eric Konkol and Chris Caputo have aided Coach Larranaga for a combined 26 seasons.

## Michael Huger

### Defensive Coordinator

**Michael Huger** enters his first season at the University of Miami and his fifth season as an assistant coach for head coach Jim Larranaga assisting in all aspects of the program. He brings six seasons of collegiate coaching experience and nearly a dozen years of professional basketball experience to Coral Gables.

In four seasons at George Mason, Huger helped lead the Patriots to the postseason every year, including NCAA berths in 2008 and 2011. In 2011, the team defeated Villanova to advance to the third round of the NCAA Tournament, earned a regular-season CAA title and posted a school-record tying 27 wins. In 2009, he helped Mason to an NIT bid and its second-straight 20-win season. In 2008, Huger helped the Patriots to their second-highest win total in school history as they beat nationally-ranked Kansas State and won the CAA title for the first time since 2001.

Huger began his coaching career at Longwood University (Va.) under Mike Gillian, a former Mason assistant coach under Larranaga, where he spent two seasons.

Before joining the coaching ranks, Huger played professional basketball in Europe, spending two years in Holland (1994-96) and nine in Belgium (1996-2005). He was selected Dutch League MVP in 1996 after averaging 25.3 points and 5.8 assists, and went on to earn First Team All-Belgium honors in 2000 and 2004 after leading his clubs to Belgium Cup championships in both seasons.

A native of New York City, Huger is a 1994 graduate of Bowling Green State University with a bachelor's degree in education. There he played for Larranaga from 1989-93, helping the Falcons to a pair of NIT appearances. He earned Mid-American Conference honors in his final two seasons, and was a Naismith Award nominee and the runner-up for conference player of the year as a senior. As a prep player, he helped lead Stevenson High School (Bronx) to back-to-back PSAL City Championships in 1988 and 1989.

Huger and his wife, Tonya, have a son, Michael Anthony II.

## Eric Konkol

### Offensive Coordinator

**Eric Konkol** enters his first season at the University of Miami and eighth as a member of head coach Jim Larranaga's staff. He assists in all aspects of the program including recruiting, practices, individual player workouts and game preparation.

Konkol previously worked with Larranaga at George Mason from 2002-03 through 2004-05 and 2007-08 through last season, helping to develop 12 All-CAA selections, five CAA All-Rookie honorees and 16 professional players. In the interim, he spent two years coaching at national power Hopkins High School in Minnesota under Ken Novak, Jr. - who was named 2011 ESPN RISE National Boy's Basketball Coach of the Year - and had a short stint on the coaching staff at North Dakota State.

He served as Mason's scouting director from 2002-05 and helped recruit the top non-BCS recruiting class in 2009 according to ESPN.com. Additionally, he monitored the academic progress of the men's basketball student-athletes, graduating 20-of-22 student-athletes who completed their eligibility - with two more students graduating in May 2011. In both 2009 and 2010, the program was recognized by the NCAA with an Academic Progress Rate in the nation's top 10 percent.

Konkol previously worked on Buzz Peterson's staff as a student assistant for NIT champion Tulsa in 2000-01 and as a graduate administrative assistant at Tennessee in 2001-02, earning a master's degree in sport management.

A native of Amherst, Wis., Konkol is a 2000 graduate of the University of Wisconsin at Eau Claire with a bachelor's degree in kinesiology, with an emphasis in exercise management. He played three seasons of basketball for the Division III program - advancing to the national championship game in 2000. He received the team's inspiration award after his junior and senior seasons with the Bugolds, and was an honorary captain as a senior.

He spent his first two years, including one redshirt season, at the University of Wisconsin at Platteville playing for current Wisconsin head coach Bo Ryan. A 1995 graduate of Amherst High School, he was a three-sport athlete (basketball, baseball and cross country) and closed his prep career as the school's all-time leading scorer with 1,871 points.

Konkol and his wife Meagan, have two sons, Ethan and Ryan.

## The Assistants

## Chris Caputo

### Scout Team Coordinator

**Chris Caputo** enters his first season with the Hurricanes and his 10th season on head coach Jim Larranaga's staff. Entering his seventh season as an assistant coach, his primary responsibilities include recruiting and scouting the opposition.

Caputo played a major role in George Mason's run to the Final Four in 2006, putting together scouting reports to prepare the Patriots as they played nationally-ranked teams and future NBA players in nearly every round.

He has also helped lead the Patriots to the postseason for a Mason-record four-straight seasons, including NCAA berths in 2008 and 2011. In 2011, the team defeated Villanova to advance to the third round of the NCAA Tournament, earned a regular-season CAA title and posted a school-record tying 27 wins. In 2009, he helped Mason to an NIT bid and its second-straight 20-win season. In 2008, Caputo helped the Patriots to their second-highest win total in school history as they beat nationally-ranked Kansas State and won the CAA title for the first time since 2001.

As an assistant at Mason, Hoopscoop.com named him one of the Top 25 non-BCS assistant coaches in the nation. In 2010, Caputo attended the Villa 7 Consortium, an educational symposium and networking opportunity for some of the nation's top assistants. In 2011 alone, 19 alumni of Villa 7 have been hired as head coaches.

Prior to becoming an assistant coach, Caputo worked on Larranaga's staff as the video coordinator, coordinated the staff recruiting database and mailing system, as well as serving in other administrative capacities.

A native of Elmhurst, N.Y., Caputo is a 2002 graduate of Westfield (Mass.) State College with a degree in finance and economics. He was a four-year letterwinner as a point guard for the Division III Owls, and served as captain and earned the team's Outstanding Contributor Award as a senior. A 1998 graduate of Archbishop Molloy High School - Larranaga's alma mater, he too played for legendary head coach Jack Curran.

Caputo and his wife Julie married in May.

## THE LAST TIME A ...

**Player Scored 30 Points**

Miami Kenny Kadji (30), UNC Greensboro, 1/2/12  
 Opponent Terrell Stoglin (33), Maryland, 2/1/12

**Player Scored 35 Points**

Miami Jack McClinton (35) vs. North Carolina, 3/15/09  
 Opponent Sean Singletary (41), Virginia, 3/1/08

**Player Scored 40 Points**

Miami Darius Rice (43) vs. Connecticut, 1/20/03  
 Opponent Sean Singletary (41), Virginia, 3/1/08

**Two Players Scored 20 Points**

Miami Malcolm Grant (23), Reggie Johnson (20) at NC State, 1/23/11  
 Opponent Omari Grier (27), Raymond Taylor (20) FAU, 12/17/11

**Three Players Scored 20 Points**

Miami Dwayne Collins (23), Brian Asbury (21), Jack McClinton (20) vs. Virginia Tech, 1/25/09  
 Opponent Travis Mays (40), Alvin Hegggs (22), Lance Blanks (21), Texas, 2/22/89

**Five Players Scored in Double Figures**

Miami Durand Scott (24), Malcolm Grant (14), Trey McKinney Jones (13), Reggie Johnson (13), Shane Larkin (12) vs. Maryland, 2/1/12  
 Opponent Jon Scheyer (27), DeMarcus Nelson (19), Kyle Singler (12), Greg Paulus (12), Lance Thomas (10) Duke, 2/20/08

**Six Players Scored in Double Figures**

Miami Durand Scott (17), Rion Brown (15), Reggie Johnson (11), Shane Larkin (11), Trey McKinney Jones (11), DeQuan Jones (11) vs. Appalachian State, 12/30/11

**Player Grabbed 15 Rebounds**

Miami Reggie Johnson (20) vs. Florida Atlantic, 3/16/11  
 Opponent Gani Lawal (18), Georgia Tech, 2/10/10

**Two Players Grabbed 10 Rebounds**

Miami Dwayne Collins (14) and Reggie Johnson (10) vs. Florida Atlantic, 12/19/09  
 Opponent Marcus Ginyard (12), John Henson (12), North Carolina, 3/2/10

**Three Players Grabbed 10 Rebounds**

Miami Mark Richardson (11), Eric Brown (10), Joe Wylie (10) vs. FIU, 3/6/89  
 Opponent Matt Harpring (12), Dion Glover (10), Michael Maddox (10), Georgia Tech, 12/2/7/97

**Player Had 10 Assists**

Miami Durand Scott (10) vs. North Carolina Central, 11/14/09  
 Opponent Kendall Marshall (10), North Carolina, 3/11/11

**Player Had 10 Blocks**

Miami Anthony King (10) vs. Florida Atlantic, 11/29/04  
 Opponent Jarvis Varnado (10), Mississippi State, 12/13/07

**Player Had a Double-Double**

Miami Durand Scott (10 pts, 11 reb), at NC State, 2/29/12  
 Opponent CJ Leslie (21 pts, 11 rebs), at NC State, 2/29/12

**Player Had a Triple-Double**

Miami Anthony King (11 pts, 10 reb, 13 blks) vs. Florida Atlantic, 11/29/04  
 Opponent Brendan Haywood (18 pts, 14 reb, 10 blks), North Carolina, 12/4/00

**Two Players Had Double-Doubles**

Miami Brian Asbury (16 pts, 15 reb), Dwayne Collins (10 pts, 15 reb) at Georgia Tech, 3/4/09  
 Opponent Hasheem Thabeet (19 pts, 14 reb), A.J. Price (13 pts, 11 reb), Connecticut, 11/23/08

**Team Scored 100 Points**

Miami 108 vs. Nova Southeastern, 11/16/09  
 Opponent 105, North Carolina, 1/31/07

**Team Scored 50 Points in a Half**

Miami 54, (2nd half) Florida State, 2/26/12  
 Opponent 51 (2nd half), UCF, 12/18/10

**Team Shot 50 Percent in Both Halves**

Miami .500 (16-32) / .556 (15-27) vs. UNC Greensboro, 1/2/12  
 Opponent .500 (16-32) / .500 (12-24), Duke, 2/13/11

**Team Shot 60 Percent in a Half**

Miami .609 (14-23), second half, vs. Appalachian State, 12/30/11  
 Opponent .600 (15-25), second half, at NC State, 2/29/12

**Team Shot 70 Percent in a Half**

.706 (12-17), second half vs. FAU, 12/17/11

**Team Shot 60 Percent in a Game**

Miami .620 (31-50), vs. FAU, 12/17/11  
 Opponent .622 (23-37), Clemson, 12/21/08

**Team Shot Less Than 30 Percent in a Game**

Miami .292 (14-48) at Rutgers, 11/21/10  
 Opponent .274 (17-62), Georgia Tech, 2/3/11



**Florida Southern vs. Miami**  
**11-03-11**  
**at BankUnited Center**

Fla. Southern ## Player	tot		3-pt		rebounds		a	to	b	s	min
	fg	fga	fg	fga	fta	ft					
23 PUTMAN, Garrett	3	6	0	0	2	2	3	4	7	3	8
40 BAILEY, Brett	f	5	7	0	0	0	1	1	2	3	10
00 CAPERS, Kevin	g	2	7	0	1	9	12	0	2	2	5
05 LANE, Dominic	g	3	9	2	7	5	2	7	9	3	13
21 EVANS, Seth	g	2	13	2	9	0	1	0	1	4	6
01 VINES, Cameron	7	11	2	4	3	7	0	4	1	19	1
11 HUBBLE, Jay	0	0	0	0	0	0	1	0	0	0	0
14 KELLY, Tyler	1	1	1	1	0	0	1	0	1	3	0
32 HAWKINS, Andre	1	1	0	0	0	0	1	0	1	4	2
33 TAZIOLI, Kyle	1	5	0	1	0	0	3	3	0	2	0
34 BURTON, Michael	0	0	0	0	0	0	0	0	0	0	0
44 GARDNER, Jon	1	1	0	0	0	0	0	0	0	1	2
TEAM											
Totals		26	61	7	23	1926		13	21	34	29

TOTAL FG% 1st Half: 13-35 37.1% 2nd Half: 13-26 50.0% Game: 42.6%  
3-Pt. FG% 1st Half: 3-14 21.4% 2nd Half: 4-9 44.4% Game: 30.4%  
F Throw % 1st Half: 9-10 90.0% 2nd Half: 10-16 62.5% Game: 73.1%

Miami ## Player	tot		3-pt		rebounds		a	to	b	s	min
	fg	fga	fg	fga	fta	ft					
10 Raphael Akpejori	f	1	4	0	0	0	2	0	2	0	3
21 Erik Swoope	f	2	3	0	0	0	1	1	2	5	4
01 Durand Scott	g	7	10	0	1	9	11	6	7	2	23
03 Malcolm Grant	g	8	12	2	4	8	10	0	1	1	26
25 Garrus Adams	g	3	6	3	6	0	0	7	7	3	9
04 Trey McKinney Jones	4	10	4	3	4	1	5	6	3	11	1
11 Ryan Quiglar	0	0	0	0	0	0	0	0	0	0	0
12 Justin Heller	0	0	0	0	0	0	0	0	0	0	0
15 Rion Brown	3	8	0	4	7	12	1	3	4	5	13
TEAM											
Totals		28	53	5	19	2737		7	24	31	20

TOTAL FG% 1st Half: 11-28 39.3% 2nd Half: 17-25 68.0% Game: 52.8%  
3-Pt. FG% 1st Half: 2-11 18.2% 2nd Half: 3-8 37.5% Game: 26.3%  
F Throw % 1st Half: 9-13 69.2% 2nd Half: 18-24 75.0% Game: 73.0%

**Score by Periods**

	1st	2nd	Total
--	-----	-----	-------

Florida Southern 38 40 78

Miami 33 55 88

Officials: J.B. Caldwell, Sean Corbin, Frank Raposo

Points in the paint-FSM 22,UM 36. Points off turnovers-FSM 22,UM 28.

2nd chance points-FSM 12,UM 6. Fast break points-FSM 6,UM 4.

Bench points-FSM 28,UM 24. Score tied-6 times. Lead changed-8 times.

Last FG-FSM 2nd-00:57, UM 2nd-01:12.

Largest lead-FSM by 10 2nd-11:13, UM by 12 2nd-01:12.

**Tennessee Tech 58 vs. Miami 69**  
**11-11-11**  
**at BankUnited Center**

Tennessee Tech 0-1 ## Player	tot		3-pt		rebounds		a	to	b	s	min
	fg	fga	fg	fga	fta	ft					
32 INAMETI, Bassey	f	0	3	0	0	4	6	1	2	3	5
00 MCMORROW, Liam	c	0	2	0	0	1	2	1	3	4	5
02 SWANSEY, Zac	g	7	11	5	8	0	1	0	1	2	19
25 DILLARD, Jud	g	0	3	0	0	3	4	2	4	6	2
42 BAILEY, Zach	g	4	10	1	3	2	0	3	3	11	2
05 MCKAY, Javon	1	1	0	0	0	0	2	2	1	2	0
24 DUNN, Chase	2	2	1	1	0	0	1	1	2	2	5
33 OGBE, Dennis	0	0	0	0	0	0	0	0	1	0	0
55 MURPHY, Kevin	5	15	1	5	2	4	0	3	3	1	13
TEAM											
Totals		19	47	8	17	1219		5	21	26	22

TOTAL FG% 1st Half: 11-26 42.3% 2nd Half: 8-21 38.1% Game: 40.4%  
3-Pt. FG% 1st Half: 6-10 60.0% 2nd Half: 2-7 28.6% Game: 47.1%  
F Throw % 1st Half: 4-6 66.7% 2nd Half: 8-13 61.5% Game: 63.2%

Miami 1-0 ## Player	tot		3-pt		rebounds		a	to	b	s	min
	fg	fga	fg	fga	fta	ft					
21 Erik Swoope	f	5	8	0	1	1	2	3	6	3	11
35 Kenny Kadji	c	0	3	0	0	0	1	4	5	2	0
01 Durand Scott	g	3	12	2	5	7	8	1	5	6	0
03 Malcolm Grant	g	4	11	2	7	4	5	0	4	3	14
25 Garrus Adams	g	1	5	0	2	1	2	6	8	5	3
04 Trey McKinney Jones	4	6	2	3	2	0	4	4	2	12	0
10 Raphael Akpejori	3	3	0	0	1	1	3	0	3	1	7
15 Rion Brown	1	6	1	4	4	4	1	2	3	2	7
TEAM											
Totals		21	54	7	22	2025		14	28	42	18

TOTAL FG% 1st Half: 11-29 37.9% 2nd Half: 10-25 40.0% Game: 38.9%  
3-Pt. FG% 1st Half: 3-10 30.0% 2nd Half: 4-12 33.3% Game: 31.8%  
F Throw % 1st Half: 2-5 40.0% 2nd Half: 18-20 90.0% Game: 80.0%

**Score by Periods**

	1st	2nd	Total
--	-----	-----	-------

Tennessee Tech 32 26 58

Miami 27 42 69

Officials: Karl Hess, Tony Dawkins, Tim Ebersole

Technical fouls: Tennessee Tech-None. Miami-None.

Attendance: 3,600

Points in the paint-TTU 17,UM 24. Points off turnovers-TTU 13,UM 21.

2nd chance points-TTU 3,UM 13. Fast break points-TTU 9,UM 0.

Bench points-TTU 20,UM 26. Score tied-1 time. Lead changed-2 times.

Last FG-TTU 2nd-02:07, UM 2nd-00:36.

Largest lead-TTU by 9 2nd-11:49, UM by 11 2nd-00:15.

**Rutgers 57 vs. Miami 72**  
**11-13-11**  
**at BankUnited Center**

Rutgers 1-1 ## Player	tot		3-pt		rebounds		a	to	b	s	min
	fg	fga	fg	fga	fta	ft					
21 JOHNSON, Austin	1	4	0	0	0	0	2	2	4	3	2
55 BIRUTA, Gilyldas	f	9	0	0	0	4	7	4	11	3	8
04 MACK, Myles	g	3	9	2	6	0	0	2	2	1	8
05 CARTER, Eli	g	4	14	2	7	0	0	0	0	10	1
11 MILLER, Dane	g	3	9	1	2	0	2	4	7	2	7
01 SEAGEARS, Jerome	1	7	0	4	0	0	2	0	2	3	2
02 CARROLL, Austin	4	4	3	3	0	0	0	1	1	11	3
10 POOLE, Mike	2	5	1	1	0	0	0	1	1	3	5
15 RANDALL, Derrick	0	0	0	0	0	0	0	0	0	0	0
24 KONE, Malick	2	4	0	0	0	0	2	2	4	1	4
TEAM											
Totals		24	65	9	23	0	6	22	17	39	17

TOTAL FG% 1st Half: 11-28 39.3% 2nd Half: 13-37 35.1% Game: 36.9%  
3-Pt. FG% 1st Half: 3-11 27.3% 2nd Half: 6-12 50.0% Game: 39.1%  
F Throw % 1st Half: 0-0 0.0% 2nd Half: 0-2 0.0% Game: 0.0%

Miami 2-0 ## Player	tot		3-pt		rebounds		a	to	b	s	min
	fg	fga	fg	fga	fta	ft					
21 Erik Swoope	f	2	2	0	0	2	4	3	5	8	3
35 Kenny Kadji	c	6	11	0	1	1	4	2	3	5	2
01 Durand Scott	g	7	12	2	3	4	2	3	5	0	19
03 Malcolm Grant	g	5	14	1	5	6	1	1	2	1	19
25 Garrus Adams	g	3	5	3	5	0	1	1	2	3	1
00 Shane Larkin	1	1	1	1	0	0	0	1	1	0	3
04 Trey McKinney Jones	0	0	0	0	0	0	0	2	2	0	0
10 Raphael Akpejori	1	2	0	0	1	1	1	1	3	1	0
15 Rion Brown	0	4	0	2	0	0	2	2	4	1	0
TEAM											
Totals		25	51	10	23	1221		13	21	34	11

TOTAL FG% 1st Half: 14-25 56.0% 2nd Half: 11-26 42.3% Game: 49.0%  
3-Pt. FG% 1st Half: 7-13 53.8% 2nd Half: 3-10 30.0% Game: 43.5%  
F Throw % 1st Half: 0-2 0.0% 2nd Half: 12-19 63.2% Game: 57.1%

**Score by Periods**

	1st	2nd	Total
--	-----	-----	-------

Rutgers 25 32 57

Miami 35 37 72

Officials: Bryan Kersey, Roger Ayers, Brian O'Connell

Technical fouls: Rutgers-None. Miami-None.

Attendance: 3,180

Points in the paint-RUTGERS 16,UM 26. Points off turnovers-RUTGERS 4,UM 22.

2nd chance points-RUTGERS 13,UM 15. Fast break points-RUTGERS 3,UM 8.

Bench points-RUTGERS 22,UM 6. Score tied-1 time. Lead changed-0 times.

Last FG-RUTGERS 2nd-00:34, UM 2nd-00:42.

Largest lead-RUTGERS None, UM by 19 2nd-15:18.

**North Florida 62 vs. Miami 75**  
**11-19-11**  
**at BankUnited Center**

UNF 1-3 ## Player	tot		3-pt		rebounds		a	to	b	s	min
	fg	fga	fg	fga	fta	ft					
04 WILSON, Will	*	0	0	0	0	0	0	2	2	1	0
05 McROY, Charles	*	0	1	0	1	0	0	1	1	0	0
15 GRANBERRY, Jeron	*	4	8	4	7	0	0	0	0	1	2
21 DIAZ, Andy	*	5	11	0	1	3	4	5	9	4	13
24 JEUNE, David	*	1	2	0	0	0	1	2	3	5	2
01 WALLACE, Travis	7	14	0	1	2	2	6	1	7	0	16
03 SMITH, Parker	3	11	3	8	0	0	1	1	9	2	0
14 WILLIAMS, Jimmy	0	3	0	1	0	2	0	0	5	4	1
22 SAUEY, Matt	1	1	0	0	1	3	0	5	1	3	0
25 LANDERS, Fred	2	6	1	2	2	3	1	2	3	2	7
TEAM											
Totals		23	57	8	21	8	14	18	19	37	20

TOTAL FG% 1st Half: 9-23 39.1% 2nd Half: 14-34 41.2% Game: 40.4%  
3-Pt. FG% 1st Half: 5-12 41.7% 2nd Half: 3-9 33.3% Game: 38.1%  
F Throw % 1st Half: 2-4 50.0% 2nd Half: 6-10 60.0% Game: 57.1%

Miami 3-0		tot				3-pt		rebounds				a	to	b	s	min	
##	Player	fg	fga	fg	fga	fta	ft	of	d	tot	pf						tp
01	Durand Scott	*	1	10	0	1	9	10	0	3	3	4	11	1	0	1	33
03	Malcolm Grant	*	4	11	3	6	2	3	0	3	3	0	13	2	0	0	130
21	Erik Swoope	*	3	3	0	0	2	4	2	1	3	4	8	1	1	2	130
25	Garrison Adams	*	4	8	2	5	4	3	2	5	0	14	2	1	0	1	29
35	Kenny Kadij	*	4	7	0	0	1	2	4	6	10	9	3	3	3	1	222
04	Shane Larkin	*	3	5	1	3	1	0	2	2	1	8	2	2	0	1	16
00	Trey McKinney Jones	*	3	6	1	3	0	1	2	3	1	7	2	1	0	0	15
10	Raphael Akpejori	*	2	4	0	0	1	2	3	1	4	3	5	0	0	4	0
TEAM									2	2							
Totals			24	54	7	18	2026	15	20	35	15	75	13	8	8	5	200

**Miami 65 at Purdue 76**  
**Game 6**  
**at Mackey Arena**

# Player	tot		3-pt		rebounds		of de		tot pf		a to b		s min	
	fg	fga	fg	fga	ft	fta	of	de	tot	pf	tp	a	b	s min
21 Erik Swoope	f	2	2	0	0	0	0	1	1	5	4	1	1	19
01 Durand Scott	g	3	7	0	2	6	10	1	2	3	12	2	1	00
03 Malcolm Grant	g	6	15	2	6	2	0	3	3	6	2	16	1	3
04 TreyMcKinneyJones	g	3	10	2	6	2	2	5	7	2	10	4	1	00
25 Garrus Adams	g	1	5	0	2	0	0	1	1	3	2	1	0	00
00 Shane Larkin	g	5	9	4	4	2	2	0	0	0	4	16	2	1
10 Raphael Akpejori	g	2	0	0	2	2	5	2	7	3	2	1	3	01
15 Rion Brown	g	1	4	0	3	1	2	1	3	4	0	0	0	00
35 Kenny Kadij	g	0	0	0	0	0	0	0	0	0	0	1	0	00
TEAM														
Totals		21	54	8	23	15	20	19	29	22	65	12	11	4

TOTAL FG% 1st Half: 8-29 27.6% 2nd Half: 13-25 52.0% Game: 38.9%  
3-Pt. FG% 1st Half: 3-12 25.0% 2nd Half: 5-11 45.5% Game: 34.8%  
F Throw % 1st Half: 6-8 75.0% 2nd Half: 9-12 75.0% Game: 75.0%

# Player	tot		3-pt		rebounds		of de		tot pf		a to b		s min	
	fg	fga	fg	fga	ft	fta	of	de	tot	pf	tp	a	b	s min
04 Hummel, Robbie	*	5	8	1	4	6	7	0	5	5	3	17	0	1
12 Barlow, Kelsey	*	1	7	0	1	5	6	1	3	4	3	7	2	0
23 Jackson, Lewis	*	4	7	0	1	7	11	1	3	4	3	15	2	3
24 Smith, Ryne	*	2	5	2	5	0	0	1	1	6	2	2	0	00
55 Marcus, Sandi	*	1	1	0	0	2	3	0	2	1	4	0	3	00
00 Johnson, Terone	g	6	9	1	3	0	1	2	3	1	13	1	0	10
01 Johnson, Anthony	g	4	7	0	2	0	0	3	3	1	8	2	0	01
21 Byrd, D.J.	g	0	0	0	0	0	0	0	0	0	2	0	0	00
34 Lawson, Jacob	g	2	2	0	0	1	1	0	1	2	4	0	0	18
50 Carroll, Travis	g	1	1	0	0	0	0	2	1	3	0	2	1	00
TEAM														
Totals		26	47	4	16	20	29	6	22	28	17	76	10	5

TOTAL FG% 1st Half: 14-26 53.8% 2nd Half: 12-21 57.1% Game: 55.3%  
3-Pt. FG% 1st Half: 3-10 30.0% 2nd Half: 1-6 16.7% Game: 25.0%  
F Throw % 1st Half: 6-8 75.0% 2nd Half: 14-21 66.7% Game: 69.0%

Officials: Mike Sanzere, Lamont Simpson, Ed Corbett

Technical fouls: Miami-None. Purdue-None.

Attendance: 13,927

Score by Periods

	1st	2nd	Total
Miami	25	40	65
Purdue	37	39	76

Points in the paint-UM 0, PUR 0. Points off turnovers-UM 5, PUR 13.

2nd chance points-UM 10, PUR 4. Fast break points-UM 0, PUR 0.

Bench points-UM 21, PUR 27. Score tied-3 times. Lead changed-3 times.

Last FG-UM 2nd-01:00, PUR 2nd-02:26.

Largest lead-UM by 2 1st-19:12, PUR by 14 2nd-15:09.

**UMass 75 vs. Miami 83**  
**Game 7**  
**BankUnited Center**

# Player	tot		3-pt		rebounds		of de		tot pf		a to b		s min	
	fg	fga	fg	fga	ft	fta	of	de	tot	pf	tp	a	b	s min
33 VINSON, Terrell	f	1	4	0	3	3	4	0	6	3	5	1	4	00
54 CARTER, Sean	c	4	8	0	0	4	7	5	3	8	4	12	1	1
00 FARRELL, Javorn	g	1	6	1	2	2	2	1	2	3	5	2	1	01
03 WILLIAMS, Chaz	g	6	17	3	6	7	8	2	2	4	22	4	2	01
04 RILEY, Freddie	g	2	9	1	5	1	2	1	4	5	1	6	0	00
01 ESHO, Maxie	g	1	3	0	0	1	2	1	2	3	3	3	0	01
05 MORGAN, Jesse	g	4	9	2	6	0	0	1	1	2	10	2	0	00
10 LALANNE, Cady	g	2	4	0	0	0	0	2	4	6	4	4	0	00
34 PUTNEY, Raphael	g	3	6	0	2	2	2	0	4	4	8	2	1	20
TEAM														
Totals		24	66	7	24	20	27	17	28	45	27	75	12	14

TOTAL FG% 1st Half: 11-30 36.7% 2nd Half: 13-36 36.1% Game: 36.4%  
3-Pt. FG% 1st Half: 5-13 38.5% 2nd Half: 2-11 18.2% Game: 29.2%  
F Throw % 1st Half: 4-7 57.1% 2nd Half: 16-20 80.0% Game: 74.1%

# Player	tot		3-pt		rebounds		of de		tot pf		a to b		s min	
	fg	fga	fg	fga	ft	fta	of	de	tot	pf	tp	a	b	s min
04 TreyMcKinneyJones	f	4	9	2	5	0	0	0	8	4	10	3	1	03
10 Raphael Akpejori	f	2	2	0	0	2	3	2	1	3	4	6	0	01
00 Shane Larkin	g	4	9	2	3	4	4	1	3	4	14	2	3	11
01 Durand Scott	g	0	6	0	0	16	28	4	6	3	16	6	1	01
00 Malcolm Grant	g	5	14	3	7	2	4	0	2	3	15	2	2	01
15 Rion Brown	g	2	6	1	2	2	2	1	1	2	0	7	0	3
21 Erik Swoope	g	3	6	0	0	0	2	1	2	3	6	1	0	10
35 Kenny Kadij	g	4	7	0	0	1	3	2	5	7	3	9	0	1
TEAM														
Totals		24	59	8	17	27	36	10	30	40	23	83	14	11

TOTAL FG% 1st Half: 13-32 40.6% 2nd Half: 11-27 40.7% Game: 40.7%  
3-Pt. FG% 1st Half: 5-9 55.6% 2nd Half: 3-8 37.5% Game: 47.1%  
F Throw % 1st Half: 10-12 83.3% 2nd Half: 17-24 70.8% Game: 75.0%

Officials: Brian O'Connell, Tim Kelly, Sean Hull

Technical fouls: UMass-None. Miami-None.

Attendance: 4,653

Score by Periods

	1st	2nd	Total
UMass	31	44	75
Miami	41	42	83

Points in the paint-UMASS 18,UM 20. Points off turnovers-UMASS 11,UM 19.

2nd chance points-UMASS 14,UM 10. Fast break points-UMASS 7,UM 11.

Bench points-UMASS 25,UM 22. Score tied-6 times. Lead changed-3 times.

Last FG-UMASS 2nd-02:36, UM 2nd-00:23.

Largest lead-UMASS by 3 1st-08:43, UM by 13 1st-01:46.

**Memphis 71 vs. Miami 54**  
**Game 8**  
**BankUnited Center**

# Player	tot		3-pt		rebounds		of de		tot pf		a to b		s min	
	fg	fga	fg	fga	ft	fta	of	de	tot	pf	tp	a	b	s min
11 WHERSPON, Wesley	f	0	6	0	2	0	0	1	3	4	2	0	0	00
32 SIMPSON, Stan	f	3	3	0	0	2	2	0	1	1	3	8	0	01
01 JACKSON, Joe	g	1	7	1	3	5	6	0	1	1	1	8	3	01
03 CRAWFORD, Chris	g	4	6	0	1	1	1	0	1	1	4	9	5	2
05 BARTON, Will	g	12	20	0	2	3	7	5	9	14	1	27	3	1
02 BARTON, Antonio	g	2	3	0	0	0	0	0	1	1	3	4	1	01
10 BLACK, Tarik	g	3	4	0	0	3	4	3	3	6	4	9	0	1
35 THOMAS, Adonis	g	3	11	0	4	0	0	2	8	10	1	6	0	1
TEAM														
Totals		28	60	1	12	14	20	13	28	41	19	71	12	8

TOTAL FG% 1st Half: 12-37 32.4% 2nd Half: 16-23 69.6% Game: 46.7%  
3-Pt. FG% 1st Half: 0-7 0.0% 2nd Half: 1-5 20.0% Game: 8.3%  
F Throw % 1st Half: 3-5 60.0% 2nd Half: 11-15 73.3% Game: 70.0%

# Player	tot		3-pt		rebounds		of de		tot pf		a to b		s min	
	fg	fga	fg	fga	ft	fta	of	de	tot	pf	tp	a	b	s min
10 Raphael Akpejori	f	0	0	0	2	4	1	2	2	2	0	1	0	13
00 Shane Larkin	g	3	8	0	2	1	1	0	3	3	0	7	0	1
01 Durand Scott	g	4	12	1	2	1	3	5	6	1	10	5	2	00
03 Malcolm Grant	g	2	9	1	5	0	0	2	2	1	5	0	2	00
04 TreyMcKinneyJones	g	4	8	2	6	0	0	5	5	4	10	1	3	01
15 Rion Brown	g	1	4	1	2	3	4	0	1	1	0	6	0	00
21 Erik Swoope	g	1	4	0	0	0	0	3	1	4	5	2	0	00
25 Garrus Adams	g	0	0	0	0	0	0	0	0	0	0	0	0	00
35 Kenny Kadij	g	5	10	0	1	2	6	2	4	6	2	12	0	1
TEAM														
Totals		20	56	5	18	9	18	11	22	33	15	54	6	14

TOTAL FG% 1st Half: 9-30 30.0% 2nd Half: 11-26 42.3% Game: 35.7%  
3-Pt. FG% 1st Half: 4-10 40.0% 2nd Half: 1-8 12.5% Game: 27.8%  
F Throw % 1st Half: 4-7 57.1% 2nd Half: 5-11 45.5% Game: 50.0%

Officials: Randy Heimerman, Doug Simons, Zeltan Steed

Technical fouls: Memphis-None. Miami-None.

Attendance: 4,500

Score by Periods

	1st	2nd	Total
Memphis	27	44	71
Miami	26	28	54

Points in the paint-MEM 42,UM 18. Points off turnovers-MEM 17,UM 6.

2nd chance points-MEM 17,UM 9. Fast break points-MEM 12,UM 10.

Bench points-MEM 19,UM 20. Score tied-5 times. Lead changed-7 times.

Last FG-MEM 2nd-00:56, UM 2nd-01:31.

Largest lead-MEM by 17 2nd-01:46, UM by 7 1st-17:16.

**West Virginia 77, Miami 66**  
**Game 9**  
**WVU Coliseum**

Miami 5-4		tot		3-pt		rebounds											
#	Player	fg	fga	fg	fga	ft	fta	of	de	tot	pf	tp	a	b	s	min	
21	Erik Swoope	f	0	2	0	0	0	1	2	3	2	0	2	0	0	1	
35	Kenny Kadij	c	4	6	3	3	4	6	3	3	5	1	3	0	0	30	
01	Durand Scott	g	3	10	0	0	0	3	3	6	3	6	2	1	0	30	
03	Malcolm Grant	g	7	14	1	6	2	2	2	1	17	2	1	0	1	30	
04	TreyMcKinneyJones	g	1	5	0	3	0	0	1	1	4	2	0	2	1	20	
00	Shane Larkin	g	3	8	1	5	1	2	1	1	2	1	2	0	1	30	
10	Raphael Akpejori	g	1	3	0	0	1	2	1	2	3	3	0	0	0	10	
15	Rion Brown	g	0	0	0	0	0	0	0	0	0	0	0	0	0	0	
25	Garrison Adams	g	5	7	4	6	1	3	1	2	3	1	15	2	0	1	
TEAM								1		3		4		0		20	
Totals		24	55	9	23	9	15	8	18	26	20	66	10	9	0	4	200

**Miami 84, Appalachian State 54**  
**Game 12**  
**12-30-11**  
**BankUnited Center**

Appalachian St 5-7		tot		3-pt		rebounds											
# Player		f	g	a	g	f	a	of	d	of	d	p	f	t	a	b	s
21 CARTER, Omar		2	9	0	4	0	0	2	2	4	2	4	3	1	0	2	36
50 WILLIAMS, Andre f		8	11	2	3	1	3	1	4	7	19	1	0	1	0	1	27
32 BUTTS, Isaac		0	4	0	0	0	0	2	3	1	0	0	0	0	0	0	20
02 HAMILTON, Tab		2	9	1	6	3	5	2	2	4	3	8	0	1	0	0	28
23 NEAL, Mike		3	8	1	4	0	0	0	2	2	3	7	7	3	0	1	27
03 VILARINO, G.J.		1	5	0	1	0	2	1	1	2	1	2	3	1	0	1	13
11 HEALY, Nathan		1	2	0	1	0	0	0	0	0	0	1	2	0	1	0	1
13 TRICE, Jamaal		2	6	1	1	1	2	0	2	2	2	6	1	0	0	0	24
24 OKAM, Brian		0	0	0	0	0	0	0	2	2	1	0	0	0	1	0	4
33 WOODS, Mitch		1	3	1	2	3	4	0	1	1	3	6	0	1	0	1	17
TEAM																	
Totals		20	57	6	22	8	16	11	19	30	21	54	15	12	2	6	200

TOTAL FG% 1st Half: 9-31 29.0% 2nd Half: 11-26 42.3% Game: 35.1%  
3-Pt. FG% 1st Half: 3-12 25.0% 2nd Half: 3-10 30.0% Game: 27.3%  
F Throw % 1st Half: 3-7 42.9% 2nd Half: 5-9 55.6% Game: 50.0%

Miami 8-4		tot		3-pt		rebounds											
# Player		f	g	a	g	f	a	of	d	of	d	p	f	t	a	b	s
35 Kenny Kadji		1	5	0	2	1	2	1	1	2	2	3	0	0	2	0	21
42 Reggie Johnson		4	8	0	0	0	0	1	7	8	4	11	1	0	0	2	25
00 Shane Larkin		3	6	2	4	3	3	0	2	2	1	11	3	3	0	3	32
01 Durand Scott		7	9	1	2	2	2	0	2	2	1	17	4	1	0	0	25
04 Trey McKinney Jones		4	6	1	3	2	2	0	3	3	2	11	0	0	0	0	27
05 DeQuan Jones		4	8	0	0	3	7	2	6	8	1	11	0	4	0	1	21
10 Raphael Akpejori		0	1	0	0	0	0	0	0	0	0	0	0	0	0	0	2
11 Ryan Quigter		0	0	0	0	0	0	0	0	0	0	0	0	0	0	0	2
12 Justin Heller		0	0	0	0	0	0	0	2	2	0	0	0	1	0	0	2
15 Rion Brown		4	5	2	3	5	6	0	3	3	1	15	0	0	0	2	27
21 Erik Swoope		0	1	0	0	2	2	0	0	0	0	2	0	0	0	1	5
25 Garrus Adams		1	2	1	2	0	0	0	1	1	3	3	1	0	0	0	10
TEAM																	
Totals		28	51	7	16	21	27	5	29	34	15	84	12	9	3	8	200

TOTAL FG% 1st Half: 14-28 50.0% 2nd Half: 14-23 60.9% Game: 54.9%  
3-Pt. FG% 1st Half: 6-12 50.0% 2nd Half: 1-4 25.0% Game: 43.8%  
F Throw % 1st Half: 5-9 55.6% 2nd Half: 1-6 18.8% Game: 77.8%

Officials: James Luckie, Ray Natili, Jerry Heater  
Technical fouls: Appalachian State-None. Miami-None.  
Attendance: 3363

Score by Periods	1st	2nd	Total
Appalachian State	24	30	54
Miami	39	45	84

Points in the paint-ASU 16,UM 34. Points off turnovers-ASU 6,UM 15.  
2nd chance points-ASU 5,UM 7. Fast break points-ASU 2,UM 9.  
Bench points-ASU 16,UM 31. Score tied-2 times. Lead changed-3 times.  
Last FG-ASU 2nd-00:35, UM 2nd-02:26.  
Largest lead-ASU by 3 1st-14:09, UM by 34 2nd-02:26.

**Miami 99, UNCG 89**  
**Game 13**  
**01-02-12**  
**BankUnited Center**

UNCG 2-13		tot		3-pt		rebounds											
# Player		f	g	a	g	f	a	of	d	of	d	p	f	t	a	b	s
00 WILLIAMS, David f		5	7	0	0	1	3	1	1	2	2	11	1	1	0	5	24
15 SIMPSON, Trevis f		12	20	7	11	5	5	1	1	2	5	36	1	4	0	1	31
41 BRACKETT, Aaron f		1	2	0	0	1	2	0	1	1	3	3	0	0	0	0	14
01 PARKER, Drew g		2	8	1	3	0	0	2	4	6	2	5	10	2	0	1	29
11 VAN DUSSSEN, Corey g		0	3	0	0	1	2	0	1	1	1	1	3	3	0	2	18
03 ARMSTRONG, Derrell		1	4	0	1	2	2	1	1	2	2	4	4	5	0	2	23
12 RANDALL, Kyle		5	7	2	3	0	0	0	2	2	4	12	1	1	0	0	18
13 HENRY, Aloysius		3	7	0	0	2	2	3	2	5	5	8	0	3	0	0	17
31 PAULOS, Nicholas		2	5	1	3	2	2	0	4	4	1	7	0	1	0	2	14
51 HOFFER, Taylor		1	3	0	0	0	0	2	1	3	3	2	1	0	0	0	12
TEAM																	
Totals		32	66	11	21	14	18	11	18	29	28	89	21	20	0	13	201

TOTAL FG% 1st Half: 16-29 55.2% 2nd Half: 16-37 43.2% Game: 48.5%  
3-Pt. FG% 1st Half: 8-12 66.7% 2nd Half: 3-9 33.3% Game: 52.4%  
F Throw % 1st Half: 9-11 81.8% 2nd Half: 5-7 71.4% Game: 77.8%

Miami 9-4		tot		3-pt		rebounds											
#	Player	f	g	a	g	f	a	of	d	of	d	p	f	t	a	b	s
35	Kenny Kadji	10	15	0	2	10	13	5	7	12	3	30	0	3	2	0	33
42	Reggie Johnson	2	5	0	0	2	4	1	1	2	4	6	0	1	2	1	15
01	Durand Scott	5	10	0	0	7	8	3	4	7	0	17	3	5	0	3	36
03	Malcolm Grant	3	9	1	6	1	2	0	1	1	3	8	2	0	0	1	19
04	Trey McKinney Jones	7	14	2	2	1	2	1	2	3	11	2	1	0	1	0	28
00	Shane Larkin	4	6	3	4	7	7	0	6	6	1	18	3	3	0	4	28
05	DeQuan Jones	1	2	0	1	1	2	1	2	1	3	0	1	0	0	8	
15	Rion Brown	2	5	2	3	0	0	1	1	2	1	6	1	2	0	1	27
21	Erik Swoope	0	0	0	0	0	0	0	0	0	1	0	0	0	0	0	3
25	Garrus Adams	0	0	0	0	0	0	0	1	1	0	0	1	2	0	0	3
TEAM																	
Totals		31	59	7	20	30	38	13	25	38	17	99	12	18	4	11	200

TOTAL FG% 1st Half: 16-32 50.0% 2nd Half: 15-27 55.6% Game: 52.5%  
3-Pt. FG% 1st Half: 1-7 14.3% 2nd Half: 6-13 46.2% Game: 35.0%  
F Throw % 1st Half: 16-22 72.7% 2nd Half: 14-16 87.5% Game: 78.9%

Officials: William Humes, Louie Andrakakos, Sean Casady  
Technical fouls: UNCG-None. Miami-Reggie Johnson.

Attendance: 2900

Score by Periods	1st	2nd	Total
UNCG	49	40	89
Miami	49	50	99

Points in the paint-UNCG 40,UM 38. Points off turnovers-UNCG 25,UM 33.  
2nd chance points-UNCG 10,UM 13. Fast break points-UNCG 24,UM 13.  
Bench points-UNCG 33,UM 27. Score tied-7 times. Lead changed-4 times.  
Last FG-UNCG 2nd-00:09, UM 2nd-02:34.  
Largest lead-UNCG by 7 2nd-18:17, UM by 13 2nd-04:17.

**No. 21/23 Virginia 52, Miami 51**  
**Game 14**  
**01-07-12**  
**John Paul Jones Arena**

Miami 9-5, 0-1		tot		3-pt		rebounds											
# Player		f	g	a	g	f	a	of	d	of	d	p	f	t	a	b	s
35 Kenny Kadji		5	10	1	2	3	4	4	6	10	3	14	0	3	1	0	36
42 Reggie Johnson		3	9	0	0	1	2	6	3	9	3	7	1	2	0	0	33
01 Durand Scott		4	12	0	2	4	4	1	2	3	1	12	3	0	0	1	34
03 Malcolm Grant		3	12	2	8	0	0	1	4	5	3	8	1	2	0	0	35
04 Trey McKinney Jones		0	2	0	1	0	0	0	3	3	2	0	0	2	0	3	28
00 Shane Larkin		0	1	0	1	0	0	0	4	4	1	0	0	2	0	0	12
05 DeQuan Jones		2	2	1	1	1	0	0	1	1	6	0	0	0	0	0	10
15 Rion Brown		1	3	1	2	1	2	0	1	1	0	4	0	0	0	0	12
TEAM																	
Totals		18	51	5	17	10	13	24	37	14	51	5	12	1	4	200	

TOTAL FG% 1st Half: 6-25 24.0% 2nd Half: 12-26 46.2% Game: 35.3%  
3-Pt. FG% 1st Half: 2-8 25.0% 2nd Half: 3-9 33.3% Game: 29.4%  
F Throw % 1st Half: 3-5 60.0% 2nd Half: 7-8 87.5% Game: 76.9%

Virginia 14-1, 1-0		tot		3-pt		rebounds											
##	Player	f	g	a	g	f	a	of	d	of	d	p	f	t	a	b	s
23	Scott, Mike	9	20	0	1	5	7	3	5	8	2	23	1	0	0	1	33
05	Sene, Assane	1	3	0	0	1	2	1	1	2	3		0	0	0	0	24
01	Evans, Jontel	3	7	1	0	0	1	1	2	2	3	6	4	0	2	2	30
12	Harris, Joe	1	5	1	2	0	1	1	2	2	3	3	0	3	0	1	29
13	Zeglinski, Sammy	2	8	2	7	0	0	0	2	2	1	6	2	0	0	0	35
22	Jesperson, Paul	1	2	0	1	0	0	0	0	0	0	2	0	0	0	0	4
02	Brogdon, Malcolm	2	5	1	1	0	0	2	2	4	1	5	2	2	0	0	21
25	Mitchell, Al	0	3	0	0	0	0	2	5	7	1	0	1	0	0	1	15
32	Atkins, Darion	2	2	0	0	0	0	1	2	3	1	4	0	0	1	0	9
TEAM		1 2 3															
Totals		21	55	4	13	6	10	11	22	33	52	107	7	1	5	200	



Miami 64, Georgia Tech 49  
01-24-12Game 18  
Philips Arena

Miami 11-7, 2-3 ACC		tot		3-pt		rebounds											
#	Player	fg	fga	ft	fta	of	de	tot	pf	tp	a	to	b	s	min		
35	Kenny Kadji	f	8	15	2	4	3	7	6	8	2	21	2	3	10	34	
42	Reggie Johnson	c	4	11	0	0	0	0	7	7	4	8	2	1	0	24	
00	Shane Larkin	g	2	3	2	3	0	0	0	0	3	6	5	1	0	31	
01	Durand Scott	g	3	6	0	0	0	0	6	6	2	6	2	0	0	34	
03	Malcolm Grant	g	6	10	4	6	0	0	0	0	1	16	2	1	0	30	
04	Trey McKinney Jones	g	1	0	1	0	0	0	1	1	0	1	0	1	1	10	
05	DeQuan Jones	g	3	5	1	1	0	0	1	3	4	0	7	0	1	10	
15	Rion Brown	g	0	3	0	2	0	0	1	0	1	3	0	1	0	15	
TEAM						2		3		5							
Totals		26		54		17		3		3		7		25		16	
TOTAL FG%		1st Half: 14-26 53.8%		2nd Half: 12-28 42.9%												Game: 48.1%	
3-Pt. FG%		1st Half: 7-12 58.3%		2nd Half: 2-5 40.0%												Game: 52.9%	
F Throw %		1st Half: 0-0 0.0%		2nd Half: 3-3 100%												Game: 100%	

**No. 8/7 UNC 73, Miami 64      Game 24**  
**02-15-12      BankUnited Center**

UNC 22-4 (9-2 ACC)		tot	3-pt	rebounds														
#	Player	f	g	a	f	g	a	f	g	a	f	g	a	t	b	s	min	
31	Henson, John	f	6	14	0	0	2	2	4	7	11	0	14	2	1	3	1	36
40	Barnes, Harrison f	9	19	3	7	2	3	4	2	6	2	23	2	0	0	0	32	
44	Zeller, Tyler	f	4	13	0	0	1	4	4	8	4	9	2	0	0	1	39	
05	Marshall, Kendall	0	6	0	4	5	6	2	0	2	0	5	9	2	0	1	38	
35	Bullock, Reggie	g	4	10	2	5	0	0	3	4	7	2	10	0	2	1	31	
11	White, Stilman	0	0	0	0	0	0	0	0	0	1	0	0	0	0	0	2	
15	Hairston, P.J.	1	3	0	2	2	2	2	2	4	1	4	1	0	1	0	8	
24	Watts, Justin	2	2	0	0	0	0	1	0	1	0	4	0	1	1	1	9	
43	McAdoo, James	0	1	0	0	4	6	0	3	3	2	4	1	0	0	1	15	
TEAM								4	4									
Totals		26	68	5	18	16	23	24	27	46	12	73	17	6	8	200		

TOTAL FG%	1st Half: 12-32 37.5%	2nd Half: 14-36 38.9%	Game: 38.2%
3-Pt. FG%	1st Half: 0-6 0.0%	2nd Half: 5-12 41.7%	Game: 27.8%
F Throw %	1st Half: 6-10 60.0%	2nd Half: 10-13 76.9%	Game: 69.6%

Miami 15-9 (6-5 ACC)		tot 3-pt					rebounds											
#	Player	f	t	a	f	t	a	of	d	of	t	p	a	t	b	s	min	
35	Kenny Kadji	f	5	16	1	2	2	4	3	7	2	13	0	0	0	0	35	
42	Reggie Johnson	c	3	7	1	1	4	4	6	3	9	3	11	1	1	1	26	
00	Shane Larkin	g	2	0	1	0	0	0	0	0	0	2	0	1	1	0	11	
01	Durant Scott	g	7	12	1	3	0	0	1	2	3	3	15	2	2	0	1	33
03	Malcolm Grant	g	1	6	1	6	0	0	1	3	3	2	3	1	4	0	1	19
04	Trey McKinney Jones	4	9	3	5	0	0	0	1	2	3	3	11	2	4	0	3	19
05	DeQuan Jones	3	5	0	0	0	0	0	0	1	3	2	6	1	2	1	0	27
10	Raphael Akpejor	0	0	0	0	0	0	0	0	0	0	0	0	0	0	0	2	
15	Ron Brown	2	7	1	5	0	2	1	4	5	4	5	1	0	0	0	28	
TEAM						3				4								
Totals		25	64	8	73	6	8	18	27	40	21	64	10	14	2	4	200	

TOTAL FG%	1st Half: 14-33 42.4%	2nd Half: 11-31 35.5%	Game: 39.1%
3-Pt. FG%	1st Half: 5-14 35.7%	2nd Half: 3-9 33.3%	Game: 34.8%
F Throw %	1st Half: 2-2 100%	2nd Half: 4-6 66.7%	Game: 75.0%

Officials: Bryan Kersey, Brian Dorsey, Raymond Styons  
Technical fouls: North Carolina-None. Miami-None.  
Attendance: 7071

Score by Periods	1st	2nd	Total
North Carolina	30	43	73
Miami	35	29	64

Points in the paint-NC 30,UM 28. Points off turnovers-NC 14,UM 6.  
2nd chance points-NC 23,UM 16. Fast break points-NC 10,UM 6.  
Bench points-NC 12,UM 22. Score tied-3 times. Lead changed-6 times.  
Last FG-NC 2nd-00:16,UM 2nd-00:08.  
Largest lead-NC by 11 2nd-00:16,UM by 9 1st-04:48.

**Miami 74, Wake Forest 56**      **Game 25**  
**02-18-12**      **BankUnited Center**

Wake Forest 12-15, 3-10	tot	3-pt		rebounds									
## Player	fg	ft	fg	ft	fg	ft	a	t	b	s	min		
25 Meschenko, Nikita	2	4	0	2	0	2	2	4	0	2	0	25	
30 McKie, Travis	f	3	8	1	3	5	0	5	2	10	1	36	
01 Chennault, Tony	g	1	3	1	3	2	0	5	3	3	0	25	
10 Fischer, Chase	g	5	9	2	4	0	1	3	4	3	0	38	
11 Harris, C.J.	g	5	13	2	5	2	2	12	3	1	1	35	
02 Fields, Anthony	0	0	0	0	0	0	0	0	0	0	0	3	
04 Green, Daniel	0	0	0	0	2	1	1	2	2	0	1	5	
33 Desrosiers, Carson	3	9	1	4	0	0	1	2	7	0	1	16	
40 Walker, fly	1	2	0	0	0	1	3	2	0	1	2	16	
41 Godwin, Brooks	0	0	0	0	0	0	0	0	0	0	0	0+	
42 Jennings, Spencer	0	0	0	0	0	0	0	0	0	0	0	0+	
43 Ingle, Aaron	0	0	0	0	0	0	0	0	0	0	0	0+	
45 Keenan, Ryan	0	0	0	0	0	0	1	1	0	0	0	0	

[illegible][illegible]

TOTAL FG%	1st Half: 14-31 45.2%	2nd Half: 16-34 47.1%	Game: 46.2%
3-Pt. FG%	1st Half: 6-17 35.3%	2nd Half: 6-14 42.9%	Game: 38.7%
F Throw %	1st Half: 0-0 0.0%	2nd Half: 2-3 66.7%	Game: 66.7%

Officials: Sean Hull, Tim Kelly, Bernard Clinton  
Technical fouls: Wake Forest-None. Miami-None.  
Attendance: 4121

Score by Periods	1st	2nd	Total
Wake Forest	34	22	56
Miami	34	40	74

Points in the paint-WF 20, UM 24. Points off turnovers-WF 12, UM 13.  
 2nd chance points-WF 8, UM 16. Fast break points-WF 7, UM 4.  
 Bench points-WF 11, UM 20. Score tied-5 times. Lead changed-9 times.  
 Last FG-WF 2nd-04:46, 2nd-01:26.  
 Largest lead-WF by 6 1st-10:51, UM by 20 2nd-05:41.

**Miami 78, No. 15/16 FSU 62      Game 27**  
**02-26-12      BankUnited Center**

FSU 19-9 (10-4)		tot		3-pt		rebounds													
#	Player	f	a	fg	a	fg	a	ft	a	of	d	tot	pf	tp	a	to	b	s	min
01	Gibson, Xavier	f	1	2	0	0	2	2	2	2	1	3	3	4	2	1	0	0	13
05	James, Bernard	f	4	8	0	0	0	1	1	3	6	9	2	8	1	1	2	0	33
03	Loucks, Luke	g	0	4	0	0	0	0	0	3	3	4	0	4	3	0	0	0	26
04	Dulkys, Devidas	g	3	6	1	4	3	4	4	1	3	4	5	10	1	2	2	2	25
21	Snaer, Michael	g	7	13	3	5	3	8	2	5	8	12	4	4	4	0	1	1	36
10	White, Okaro	g	2	5	0	1	0	2	0	4	4	5	4	4	1	2	1	0	18
12	Peterson, Jeff	g	2	5	0	3	0	0	0	0	0	0	2	4	0	3	0	0	15
24	Space, Antwan	g	0	1	0	0	0	0	0	1	1	0	0	1	0	0	0	0	2
30	Miller, Ian	g	5	13	1	6	1	3	1	1	2	3	12	0	2	0	2	0	24
31	Whisnant, Terry	g	0	1	0	1	0	0	0	0	0	0	2	0	0	0	0	0	5
50	Kreit, Jon	g	0	1	0	0	0	0	0	0	0	0	0	0	0	0	0	0	3
TEAM		1																	
Totals		24	59	5	23	9	16	12	23	35	29	62	13	18	5	5	200		

TOTAL FG%	1st Half: 10-26 38.5%	2nd Half: 14-33 42.4%	Game: 40.7%
3-Pt. FG%	1st Half: 0-7 0.0%	2nd Half: 5-16 31.3%	Game: 21.7%
F Throw %	1st Half: 0-3 0.0%	2nd Half: 9-13 69.2%	Game: 56.3%

Miami 17-10 (8-6)		tot		3-pt		rebounds											
## Player		fg	fta	fg	fta	fta	of	de	of	tp	tp	a	to	b	min		
0	Raphael Akpejor	0	0	0	0	0	0	3	1	4	2	0	0	0	1		
35	Kenny Kadji	f	4	6	2	2	5	8	0	3	3	5	15	4	5		
00	Shane Larkin	g	2	6	1	2	8	0	2	2	0	13	3	0	28		
01	Durand Scott	g	6	11	0	2	5	8	3	4	7	4	17	2	2		
03	Malcolm Grant	g	2	6	1	2	5	0	0	1	1	0	6	1	3		
04	De'Mekyn Jones	g	4	7	2	5	1	3	6	6	6	4	11	0	22		
05	Tray Williams	g	2	3	0	0	2	3	1	3	4	1	6	3	1		
15	Ron Brown	g	3	6	2	4	1	1	0	2	2	0	9	0	0		
25	Garrison Adams	g	0	0	0	0	1	2	0	0	1	1	1	0	1		
TEAM		3 3															
Totals		23	47	9	20	23	34	7	25	32	17	78	11	3	7		

TOTAL FG%	1st Half: 9-24 37.5%	2nd Half: 14-23 60.9%	Game: 48.9%
3-Pt. FG%	1st Half: 2-7 28.6%	2nd Half: 7-13 53.8%	Game: 45.0%
F Throw %	1st Half: 4-7 57.1%	2nd Half: 19-27 70.4%	Game: 67.6%

Officials: James Luckie, Michael Stephens, Earl Walton  
Technical fouls: Florida State-None. Miami-None.  
Attendance: 7261

Score by Periods	1st	2nd	Total
Florida State	20	42	62
Miami	24	54	78

Points in the paint-FS 32,UM 20. Points off turnovers-FS 18,UM 20.  
2nd chance points-FS 12,UM 4. Fast break points-FS 6,UM 13.  
Bench points-FS 20,UM 27. Score tied-2 times. Lead changed-6 times.  
Last FG-FS 2nd-01:34, UM 2nd-00:50.  
Largest lead-FS by 7 1st-05:37, UM by 17 2nd-06:24.

NC State 77, Miami 73      Game 28  
02-29-12      RBC Center

Miami 17-11, 8-7		tot	3-pt		rebounds													
#	Player	* 1	2	fga	fg	fta	ft	of	d	tot	pf	tp	a	b	s	min		
01	Shane Larkin	*	1	5	0	3	2	2	0	1	1	1	4	2	1	0	3	18
01	Durand Scott	*	3	10	0	2	4	6	5	11	5	10	3	2	0	0	33	
03	Malcolm Grant	*	4	12	4	7	2	2	0	3	3	2	14	1	0	0	28	
35	Kenny Kadji	*	3	14	0	4	1	4	3	4	7	3	7	3	1	2	36	
42	Reggie Johnson	*	5	9	0	1	0	3	5	8	4	10	0	1	0	1	18	
04	Trey McKinney Jones	0	1	0	1	0	2	0	0	0	1	0	0	0	0	0	0	
05	DeQuan Jones	0	4	9	0	2	0	1	1	3	4	1	8	0	1	0	22	
15	Rion Brown	4	4	9	3	6	4	4	2	2	4	2	15	1	0	0	25	
25	Garrison Adams	2	4	1	3	0	0	0	1	0	1	0	5	0	0	0	0	
TEAM																		
Totals		26	73	8	29	13	19	6	22	23	45	19	73	10	6	3	200	

TOTAL FG%	1st Half: 15-41 36.6%	2nd Half: 11-32 34.4%	Game: 35.6%
3-Pt. FG%	1st Half: 3-14 21.4%	2nd Half: 5-15 33.3%	Game: 27.6%
F Throw %	1st Half: 3-5 60.0%	2nd Half: 10-14 71.4%	Game: 68.4%

NC STATE 19-11, 8-7		tot	fg		3-pt	f		fta		rebounds		a		b		s		min				
#	Player	*	f	g	a	g	a	f	r	o	d	t	p	f	t	a	t	b	s	t	min	
01	Howell, Richard	*	5	8	0	4	10	6	3	9	3	14	3	3	0	1	25					
02	Brown, Lorenzo		7	12	0	1	2	3	0	5	5	3	16	5	3	2	1	32				
05	Leslie, CJ	*	7	10	1	6	11	3	8	11	21	2	0	3	1	35						
15	Wood, Scott	*	5	12	5	10	0	0	0	5	5	3	15	0	1	0	37					
21	Williams, CJ	*	0	3	0	1	0	0	2	3	5	2	0	1	0	0	25					
00	Painter, DeShawn		3	6	0	0	0	0	3	3	3	6	0	0	1	0	18					
03	Johnson, Alex		1	5	1	3	2	2	0	1	1	1	5	8	0	0	28					
TEAM																						
Totals			28	56	7	16	14	26	11	28	39	16	77	19	7	6	3	200				
TOTAL FG%		1st Half: 13-31 41.9%				2nd Half: 15-25 60.0%				Game: 50.0%												
3-Pt. FG%		1st Half: 4-10 40.0%				2nd Half: 3-6 50.0%				Game: 43.8%												

Officials: Roger Ayers, Sean Hull, Bernard Clinton  
Technical fouls: Miami-None, NC STATE-None

Attendance: 14682			
<b>Score by Periods</b>	<b>1st</b>	<b>2nd</b>	<b>Total</b>
Miami	36	37	73

NC STATE 34 43 77  
Fouled out: Miami: #1 Scott, D. at :03.1 in 2nd half

Points in the paint-UM 22,ST 34. Points on turnovers-UM 7,ST 8.  
2nd chance points-UM 21,ST 13. Fast break points-UM 7,ST 16.  
Bench points-UM 28,ST 11. Score tied-6 times. Lead changed-4 times.  
Last FG-UM 2nd-00:30, ST 2nd-01:08.  
Largest lead-UM by 6 2nd-18:28. ST by 8 2nd-09:24.

**Maryland 75, Miami 70** **Game 26**  
**02-21-12** **BankUnited Center**

Miami 16-10 (7-6)		tot		3-pt		rebounds										
##	Player	f	g	fga	ft	fga	ft	a	de	to	pf	a	b	s	min	
35	Kenny Kadji	f	5	10	1	5	7	3	5	8	1	16	0	1	10	35
42	Reggie Johnson	c	1	5	0	0	1	2	2	2	4	3	1	2	10	45
01	Shane Larkin	c	1	1	0	0	1	2	2	2	5	1	1	2	10	25
01	Durand Scott	g	1	1	0	2	4	2	3	5	5	13	1	2	0	18
03	Malcolm Grant	g	2	5	2	5	2	2	1	1	0	8	0	2	0	18
04	Ray McKinney	j	5	6	3	4	0	0	2	2	0	13	0	1	10	28
05	DeQuan Jones	1	6	0	0	5	6	1	3	4	4	7	0	0	2	23
10	Raphael Akpejor	1	1	0	0	0	0	1	1	2	0	0	0	1	1	7
13	Rion Brown	1	4	0	2	2	2	1	0	1	2	4	0	0	0	21
25	Garrison Adams	0	0	0	0	0	0	0	0	0	0	0	0	0	0	0+
TEAM										2						
Totals			22	54	6	15	25	10	21	31		18	70	5	9	240

TOTAL FG%	1st Half: 12-32 37.5%	2nd Half: 10-22 45.5%	Game: 40.7%
3-Pt. FG%	1st Half: 5-13 38.5%	2nd Half: 1-2 50.0%	Game: 40.0%
F Throw %	1st Half: 6-7 85.7%	2nd Half: 14-19 73.7%	Game: 76.9%

Maryland 16-11 (6-7) tot		3-pt			rebounds																
#	Player	f	g	a	f	g	a	f	t	a	o	d	e	t	p	f	a	b	o	s	min
14	Sean Mosley	f	4	10	1	4	6	6	2	3	5	2	15	6	1	0	1	1	36		
30	Ashton Pankey	f	3	6	0	0	0	0	2	5	7	3	6	2	0	1	0	30			
35	James Padgett	f	6	8	0	0	4	5	3	7	3	6	3	16	0	0	0	25			
05	Nick Faust	g	2	5	0	1	4	5	2	6	8	3	8	4	3	0	1	39			
12	Terrell Stoglin	g	6	17	3	8	5	6	0	2	2	1	20	3	3	0	0	25			
10	Berend Wejks	g	2	0	0	0	0	0	0	2	2	0	0	0	0	1	1	5			
11	Mychal Parker	1	3	0	1	0	0	0	0	1	1	1	2	0	0	0	1	18			
24	Jonathan Thomas	0	1	0	1	0	0	0	0	0	0	0	0	0	1	0	1	20			
25	Alex Len	4	5	0	0	0	0	0	2	2	4	2	8	0	1	2	0	20			
	TEAM								1												
	Totals	26	57	4	15	19	22	12	24	36	15	75	15	9	4	4	200				

TOTAL FG%	1st Half: 12-26 46.2%	2nd Half: 14-31 45.2%	Game: 45.6%
3-Pt. FG%	1st Half: 2-9 22.2%	2nd Half: 2-6 33.3%	Game: 26.7%
F Throw %	1st Half: 5-6 83.3%	2nd Half: 14-16 87.5%	Game: 86.4%

Officials: Les Jones, Tim Nestor, Doug Sirmons  
Technical fouls: Miami-None. Maryland-None.  
Attendance: 12871

Score by Periods	1st	2nd	Total
Miami	35	35	70
Maryland	31	44	75

Points in the paint-UM 26,MD 30. Points off turnovers-UM 10,MD 14.  
2nd chance points-UM 13,MD 8. Fast break points-UM 4,MD 4.  
Bench points-UM 26,MD 10. Score tied-4 times. Lead changed-6 times.  
Last FG-UM 2nd-00:02,MD 2nd-00:44.  
Largest lead-UM by 8 1st-03:59, MD by 10 1st-15:32.

**Miami 77, Boston College 56**      **Game 29**  
**03-03-12**      **BankUnited Center**

BC 9-21 (4-12)		tot		3-pt		rebounds													
#	Player	*	f	g	f	g	f	g	f	g	of	d	tot	pf	tp	a	b	s	min
10	Daniels, Jordan	*	3	6	3	6	2	2	0	2	2	2	11	3	6	0	0	0	26
12	Anderson, Ryan	*	2	9	0	2	2	6	3	8	11	2	6	0	0	2	0	2	36
14	Humphrey, Matt	* 6	12	3	9	1	2	1	2	3	3	2	16	3	1	0	4	36	
20	Jackson, Lonnie	* 2	6	1	5	0	0	0	2	2	4	5	1	1	0	0	0	28	
24	Clifford, Dennis	* 5	7	1	2	0	0	1	2	3	4	11	2	5	0	1	1	29	
01	Moton, Gabe	1	4	1	3	0	0	0	1	1	3	3	0	1	0	1	0	19	
02	Visockas, Deirunas	0	0	0	0	0	0	0	0	0	0	0	0	0	0	0	0	0+	
05	Caudill, KC	0	1	0	0	0	0	0	1	1	2	0	0	0	0	0	0	13	
13	Gain Carney, John	0	0	0	0	0	0	0	1	0	1	0	0	0	0	0	0	1	
26	Cahill, John	0	1	0	1	0	0	0	0	0	0	0	0	0	0	0	0	0+	
33	Heckmann, Patrick	2	3	0	1	0	1	0	2	2	0	4	1	1	0	0	0	12	

TOTALS	21	49	9	29	5	11	8	22	30	19	56	10	17	0	7	200
TOTAL FG%	1st Half:	10-24	41.7%	2nd Half:	11-25	44.0%	Game:	42.9%								
3-Pt. FG%	1st Half:	4-15	26.7%	2nd Half:	5-14	35.7%	Game:	31.0%								
F Throw %	1st Half:	1-2	50.0%	2nd Half:	4-9	44.4%	Game:	45.5%								

Miami 18-11 (9-7)									
#	Player	tot	f	a	fg	f	a	ft	r
			f	a	fg	f	a	ft	b
01	Durand Scott	* 5	7	2	3	2	3	1	5
03	Malcolm Grant	* 4	10	4	8	0	0	0	2
05	DeQuan Jones	* 3	6	0	0	3	3	0	5
11	Ryan Quiglar	* 0	2	0	1	1	2	1	0
42	Reggie Johnson	* 4	5	1	2	1	2	3	4
00	Shane Larkin	1	2	0	1	1	3	0	0
04	Trey McKinney-Jones	4	5	1	2	0	0	2	2
12	Justin Heller	0	1	0	1	0	0	0	0
15	Rion Brown	2	6	1	4	0	1	0	2
21	Erik Swoope	0	2	0	0	0	0	2	2
25	Garrigus Adams	0	1	0	1	0	0	0	0
35	Kenny Kadji	5	9	3	7	1	1	0	1
	TEAM								

TOTAL FG%	1st Half: 17-28 60.7%	2nd Half: 11-28 39.3%	Game: 50.0%
3-Pt. FG%	1st Half: 9-17 52.9%	2nd Half: 3-13 23.1%	Game: 40.0%
FThrow %	1st Half: 3-5 60.0%	2nd Half: 6-10 60.0%	Game: 60.0%

Officials: James Luckie, Sean Corbin, Tim Kelly  
Technical fouls: Boston College-None. Miami-None.  
Attendance: 3834

<b>Score by Periods</b>	<b>1st</b>	<b>2nd</b>	<b>Total</b>
Boston College	25	31	56
Miami	46	31	77

Points in the paint-BC 20,UM 14. Points off turnovers-BC 18,UM 18.  
2nd chance points-BC 7,UM 7. Fast break points-BC 6,UM 5.  
Bench points-BC 7,UM 31. Score tied-0 times. Lead changed-0 times.  
Last Fg-BC 2nd-00:32,UM 2nd-03:43.  
Largest lead-BC None,UM by 28 2nd-03:39

Miami 54, Georgia Tech 36  
03-08-12Game 30  
Philips Arena

Georgia Tech 11-20		tot		3-pt		rebounds											
#	Player	f	g	fga	fg	fta	ft	of	de	tot	pf	tp	a	to	b	s	min
14	Morris, Jason	f	2	12	0	5	1	2	0	4	4	1	5	0	3	0	31
24	Holsey, Kammeon	f	2	5	0	0	0	2	2	5	7	3	4	1	3	0	28
05	Miller, Daniel	c	1	4	0	0	1	2	1	9	10	2	3	2	3	5	35
00	Udofia, Mfon	g	5	11	2	4	1	1	0	1	4	13	1	5	0	0	36
23	Reed, Brandon	g	4	8	1	5	2	2	0	0	0	0	11	1	2	0	1
01	Royal, Julian	g	0	3	0	2	0	0	1	2	3	4	0	1	2	0	17
02	Jordan, Pierre	g	0	1	0	0	0	0	0	0	0	1	0	0	0	0	4
04	Foreman, Nick	g	0	0	0	0	0	0	2	2	0	0	0	1	0	1	13
33	Craig, Derek	g	0	0	0	0	0	0	1	1	0	0	0	1	0	0	1
TEAM																	
Totals																	

TOTAL FG% 1st Half: 8-26 30.8% 2nd Half: 6-18 33.3% Game: 31.8%  
3-Pt. FG% 1st Half: 2-10 20.0% 2nd Half: 1-6 16.7% Game: 18.8%  
FThrow % 1st Half: 2-3 66.7% 2nd Half: 3-6 50.0% Game: 55.6%

Miami 19-11		tot		3-pt		rebounds											
#	Player	f	g	fga	fg	fta	ft	of	de	tot	pf	tp	a	to	b	s	min
35	Kenny Kadji	f	1	10	0	3	3	4	2	4	6	1	5	1	1	2	30
42	Reggie Johnson	c	3	10	0	0	1	2	4	5	9	3	7	0	3	0	1
00	Shane Larkin	g	3	8	0	3	6	7	0	1	1	2	12	3	1	0	26
01	Durand Scott	g	4	4	0	0	3	4	3	4	7	1	11	1	2	0	28
03	Malcolm Grant	g	1	4	0	3	0	0	0	1	1	0	2	0	1	0	24
04	Trey McKinney Jones	g	1	5	1	4	0	0	1	1	2	1	3	0	0	0	22
05	DeQuan Jones	g	1	5	0	1	2	2	0	1	1	0	4	0	1	0	18
10	Raphael Akpejori	g	0	0	0	0	0	0	0	0	0	0	0	0	0	1	1
15	Rion Brown	g	4	8	2	4	0	0	1	4	5	0	10	0	1	0	20
21	Erik Swoope	g	0	0	0	0	0	0	0	0	0	0	0	0	0	0	1
25	Garrius Adams	g	0	0	0	0	0	0	0	0	0	0	0	0	0	0	5
TEAM																	
Totals																	

TOTAL FG% 1st Half: 6-25 24.0% 2nd Half: 12-29 41.4% Game: 33.3%  
3-Pt. FG% 1st Half: 1-9 11.1% 2nd Half: 2-9 22.2% Game: 16.7%  
FThrow % 1st Half: 6-7 85.7% 2nd Half: 9-12 75.0% Game: 78.9%

Officials: Ray Natili, Brad Nestor, Raymie Styons  
Technical fouls: Georgia Tech-None, Miami-None.  
Attendance: 19,520

Score by Periods	1st	2nd	Total
Georgia Tech	20	16	36
Miami	19	35	54

2012 ACC Men's Basketball Tournament - Game 4

Points in the paint-GT 18,UM 24. Points off turnovers-GT 10,UM 29.  
2nd chance points-GT 5,UM 9. Fast break points-GT 4,UM 16.  
Bench points-GT 0,UM 17. Score tied-5 times. Lead changed-5 times.  
Last FG-GT 2nd-02:06, UM 2nd-03:04.  
Largest lead-GT by 3 1st-18:29, UM by 19 2nd-05:49.

No. 17 Florida State 82, Miami 71  
03-09-12Game 31  
Philips Arena

Miami 19-12		tot		3-pt		rebounds											
#	Player	f	g	fga	fg	fta	ft	of	de	tot	pf	tp	a	to	b	s	min
35	Kenny Kadji	f	2	8	0	3	1	2	0	3	3	3	5	1	3	1	32
42	Reggie Johnson	c	2	5	0	1	1	2	6	4	10	4	5	2	1	2	22
00	Shane Larkin	g	6	14	2	4	2	2	3	5	8	4	16	5	4	0	37
03	Malcolm Grant	g	5	10	5	8	4	4	1	0	1	3	19	2	1	0	28
15	Rion Brown	g	5	11	3	8	0	0	0	5	5	2	13	0	0	0	31
04	Trey McKinney Jones	g	4	5	0	0	0	0	1	2	2	8	1	2	0	0	18
05	DeQuan Jones	g	1	8	0	0	0	1	3	3	6	3	2	1	0	0	21
10	Raphael Akpejori	g	0	1	0	0	0	0	0	1	1	0	0	0	0	0	4
21	Erik Swoope	g	0	0	0	0	0	0	0	0	0	1	0	0	0	0	0
25	Garrius Adams	g	1	2	0	1	1	2	0	1	1	3	1	0	0	0	8
TEAM																	
Totals																	

TOTAL FG% 1st Half: 9-32 28.1% 2nd Half: 17-32 53.1% Game: 40.6%  
3-Pt. FG% 1st Half: 4-12 33.3% 2nd Half: 6-13 46.2% Game: 40.0%  
FThrow % 1st Half: 5-8 62.5% 2nd Half: 4-5 80.0% Game: 69.2%

Florida State 22-9		tot		3-pt		rebounds											
#	Player	f	g	fga	fg	fta	ft	of	de	tot	pf	tp	a	to	b	s	min
01	Gibson, Xavier	f	0	2	0	0	0	0	0	0	2	0	0	0	1	2	10
05	James, Bernard	f	6	12	0	0	2	4	3	4	7	1	14	0	1	1	28
03	Loucks, Luke	g	2	3	2	2	8	8	0	5	5	1	14	5	1	2	28
04	Dulkys, Deividas	g	1	6	1	4	0	0	0	2	2	4	3	3	0	0	20
21	Snaer, Michael	g	5	7	4	5	6	6	0	4	4	1	20	2	1	0	33
10	White, Okaro	g	3	5	1	1	4	6	0	3	3	3	11	0	2	1	30
12	Peterson, Jeff	g	0	1	0	0	0	0	0	1	1	0	1	0	1	0	12
30	Miller, Ian	g	6	11	1	4	5	8	0	3	3	2	18	2	2	0	1
50	Kreft, Jon	g	1	3	0	0	0	0	2	1	3	0	2	0	0	2	11
TEAM																	
Totals																	

TOTAL FG% 1st Half: 12-28 42.9% 2nd Half: 12-22 54.5% Game: 48.0%  
3-Pt. FG% 1st Half: 7-12 58.3% 2nd Half: 2-4 50.0% Game: 56.3%  
FThrow % 1st Half: 5-9 55.6% 2nd Half: 20-23 87.0% Game: 78.1%

Officials: Les Jones, Sean Corbin, Tim Kelly  
Technical fouls: Miami-None, Florida State-None.  
Attendance: 19,520

Score by Periods	1st	2nd	Total
Miami	27	44	71
Florida State	36	46	82

2012 ACC Men's Basketball Tournament - Game #8


Points in the paint-UM 24,FS 24. Points off turnovers-UM 5,FS 12.  
2nd chance points-UM 20,FS 4. Fast break points-UM 8,FS 7.  
Bench points-UM 13,FS 31. Score tied-2 times. Lead changed-3 times.  
Last FG-UM 2nd-00:06, FS 2nd-02:39.  
Largest lead-UM by 4 1st-17:41, FS by 13 1st-01:47.




# 2011-12 Photo Roster



**25**  
**Garrius Adams**  
Jr. | G | 6-6 | 193  
Apex, N.C.  
Middle Creek



**10**  
**Raphael Akpejori**  
So. | F | 6-10 | 230  
Lagos, Nigeria  
Sunrise Christian Academy (Kan.)



**15**  
**Rion Brown**  
So. | G | 6-6 | 194  
Hinesville, Ga.  
Liberty County



**2**  
**Bishop Daniels**  
Fr. | G | 6-3 | 175  
Raleigh, N.C.  
Word of God Christian Academy



**45**  
**Julian Gamble**  
Sr. | F/C | 6-10 | 265  
Durham, N.C.  
Southern Durham




**3**  
**Malcolm Grant**  
Sr. | G | 6-1 | 188  
Brooklyn, N.Y.  
Robeson/Winchendon/Villanova



**12**  
**Justin Heller**  
So. | G | 6-2 | 185  
Boca Raton, Fla.  
West Boca Raton Community




**42**  
**Reggie Johnson**  
Jr. | C | 6-10 | 284  
Winston-Salem, N.C.  
Winston-Salem Prep



**5**  
**DeQuan Jones**  
Sr. | G/F | 6-8 | 221  
Stone Mountain, Ga.  
Wheeler




**35**  
**Kenny Kadji**  
Jr. | F/C | 6-11 | 251  
Douala, Cameroon  
Pendleton/IMG/Florida



**0**  
**Shane Larkin**  
Fr. | G | 5-11 | 160  
Orlando, Fla.  
Dr. Phillips (Fla.)



**4**  
**Trey McKinney Jones**  
R-Jr. | G | 6-5 | 216  
Milwaukee, Wis.  
South Milwaukee/UMKC



**11**  
**Ryan Quigtar**  
Sr. | G | 5-11 | 180  
Skyway, Wash.  
Renton



**1**  
**Durand Scott**  
Jr. | G | 6-5 | 202  
The Bronx, N.Y.  
Rice High



**21**  
**Erik Swoope**  
So. | F | 6-6 | 230  
Lake Elsinore, Calif.  
Harvard-Westlake



**Jim Larranaga**



**Eric Konkol**



**Michael Huger**



**Chris Caputo**



**Mike Summey**



# GARRIUS ADAMS

Junior | Guard | 6-6 | 193

Apex, N.C. | Middle Creek

# #25

## Adams Season / Career Highs

### Points

Season: 15, at West Virginia 12/10/11

Career: 16, at UNGC 02/15/11

### Rebounds

Season: 8, vs. Tennessee Tech 11/11/11

Career: 9, vs. Virginia 2/5/11

### Assists

Season: 2 (3x), last at West Virginia 12/10/11

Career: 6, vs. McNeese State 11/24/10

### Steals

Season: 3, at Ole Miss 11/25/11

Career: 3, (2x) last at Ole Miss 11/25/11

### Blocked Shots

Season: 1, vs. Rutgers 11/15/11

Career: 2, (2x) last vs. Boston College 1/19/10

### Field Goals

Season: 5, at West Virginia 12/10/11

Career: 6, at UNGC 2/15/11

### Field Goal Attempts

Season: 8, (2x) last vs. FGCU 11/22/11

Career: 11, at UNGC 2/15/11

### Free Throws

Season: 4, vs. UNF 11/19/11

Career: 7, vs. UCF 12/18/10

### Free Throw Attempts

Season: 4 (2x) last at Ole Miss 11/25/11

Career: 12, vs. UCF 12/18/10

### 3-Point Field Goals

Season: 4, at West Virginia 12/10/11

Career: 4 (2x) last at West Virginia 12/10/11

### 3-Point Field Goal Attempts

Season: 7, vs. FGCU 11/22/11

Career: 7 (4x) last vs. FGCU 11/22/11

### Foul Disqualifications

Season: 1, vs. Tennessee Tech 11/11/11

Career: 1, vs. Tennessee Tech 11/11/11

### Minutes

Season: 32 (2x) last at West Virginia 12/10/11

Career: 40, vs. Virginia 2/5/11

**As a Junior (2011-12):** Sat out 14 games with a lower extremity injury ... Had surgery on Jan. 19 and returned to the court Feb. 18.

**As a Sophomore (2010-11):** Played in all 36 games, with 24 starts - including a stretch of 15 straight during ACC play (1/15-3/6)... Averaged 7.3 points, 3.7 rebounds, 1.8 assists and 1.0 steal in 28.2 minutes per game... Played at least 20 minutes in 33-of-36 games this season, with his 1,014 minutes on the hardwood ranking 17th in program history... Scored in double-figures 12 times, including seven times versus ACC opponents... Grabbed five-plus boards 11 times this season, including a season-high nine in the overtime win over Virginia (2/5).

**As a Freshman (2009-10):** Averaged 3.8 points and 2.1 rebounds per game, playing in 32 games as a true freshman -- tying Reggie Johnson for the second-most appearances among UM freshmen in 2009-10... Started seven-straight games in ACC play -- also second most among UM freshmen, posting 3.9 points and 1.7 boards per outing versus conference opponents... Knocked down a three-pointer in seven of his last 12 games... Scored in double figures twice, including season- and game-high 13 points at Wake Forest (2/2) on a season-best 4-of-8 shooting from the field -- including a season-best 3-for-5 from beyond the arc -- with three rebounds and a steal.

**High School:** Ranked among the top 20 shooting guards by ESPN and among top 30 by Scout... Averaged 21.8 points per game as a senior en route to setting a new Middle Creek High School scoring record in career points... In 2009, named to N.C. Basketball Coaches Association District 5 All-District First Team and NCPreps.com All-State Boys Basketball Team... Competed in the North Carolina/South Carolina All-Star Classic... As a junior, averaged 18.2 points and 7.8 rebounds per game en route to NCHSAA 4-A All-State honors... Coached by David Kushner... Averaged 20.1 points per game with his AAU team -- Garner Road, and was named to the all-tournament team at the Bob Gibbons Tournament of Champions in May 2008... Also recruited by Wake Forest, NC State, Virginia Tech and South Carolina.

**Personal:** First name is pronounced GARY-us ... Born Nov. 15, 1990 ... Son of Valerie and Gary Adams ... Brother to Devon, Ashley and Destiny ... A sports administration major with aspirations of becoming the general manager of an NBA team... Off the court, enjoys music.

2009-10			
Opposition	P	R	A
NC Central	3	4	0
Nova Southeastern	10	2	0
Tulane	4	2	1
UNC Wilmington	0	0	0
South Carolina	3	2	0
FGCU	6	3	2
USC Upstate	1	3	1
Minnesota	2	1	1
at Boston College	4	1	1
SC State	5	4	1
at Stetson	4	5	0
FAU	9	2	1
NC A&T	1	8	1
Bethune-Cookman	6	2	0
at Pepperdine	5	1	2
Wake Forest	0	1	0
at Virginia Tech	6	2	1
at Virginia	0	1	0
Boston College	2	2	3
at Maryland	4	1	1
Virginia Tech	3	1	0
at Wake Forest	13	3	0
at Florida St.	5	3	1
Georgia Tech	6	3	0
at Clemson	5	0	2
Duke	2	2	0
Virginia	3	3	0
NC State	9	1	0
at North Carolina	0	1	0
Florida St.	0	2	0
Wake Forest	0	0	0
Duke	0	0	0

2010-11			
Opposition	P	R	A
Jacksonville	3	1	3
at Memphis	5	7	0
N.C. Central	10	3	2
at Rutgers	0	0	0
McNeese St.	11	4	6
at FGCU	13	5	1
Ole Miss	6	3	2
West Virginia	9	3	2
Stetson	4	2	5
UCF	7	5	0
Oral Roberts	10	2	0
Rice	9	4	3
Akron	4	1	1
Pepperdine	6	0	2
at Duke	0	3	0
at Clemson	14	5	3
BC	12	2	2
Florida St.	2	8	2
at NC State	2	2	2
UNC	12	3	1
at Virginia Tech	11	2	1
Georgia Tech	11	3	1
Virginia	8	9	2
at Wake Forest	8	4	1
Duke	9	6	2
at UNGC	16	4	2
Clemson	4	5	3
at BC	12	6	4
at Florida St.	7	8	3
Maryland	4	4	3
at Georgia Tech	7	1	1
Virginia	10	5	2
UNC	0	3	1
FAU	4	2	1
Missouri St.	8	3	1
at Alabama	4	4	1

## CAREER STATISTICS

Season	GP	GS	Min.	Avg.	Total			3-Point			Free Throws			Rebounds			Scoring		
					FG	FGA	Pct.	FG	FGA	Pct.	FT	FTA	Pct.	Off.	Def.	Tot.	Avg.	PF	FO
2009-10	32	7	540	16.9	38	118	.322	26	89	.292	19	29	.655	19	47	66	2.1	20	0
2010-11	36	24	1014	28.2	88	227	.388	35	114	.307	51	75	.680	37	95	132	3.7	68	0
2011-12	17	6	268	15.8	23	57	.404	15	40	.375	11	20	.550	9	28	37	2.2	18	1
TOTAL	85	37	1822	21.4	149	402	.371	76	243	.313	81	124	.653	65	170	235	2.8	106	1

## ADAMS 2011-12

Opponent	Date	GS	Min	FG	FGA	Pct	3FG	FGA	Pct	FT	FTA	Pct	Off	Def	Tot	Avg	PF	FO	A	TO	Blk	Stl	Pts	Avg
TENNESSEE TECH	11-11-11	*	26	1	5	.200	0	2	.000	1	2	.500	2	6	8	8.0	5	1	0	1	0	1	3	3.0
RUTGERS	11-15-11	*	24	3	5	.600	3	5	.600	0	1	.000	1	2	3	5.5	1	0	2	3	1	0	9	6.0
UNF	11-19-11	*	29	4	8	.500	2	5	.400	4	4	1.000	3	2	5	5.3	0	0	2	1	0	1	14	8.7
FLORIDA GULF COAST	11-22-11	*	32	2	8	.250	2	7	.286	1	2	.500	0	4	4	5.0	1	0	1	2	0	2	7	8.3
at Ole Miss	11-25-11	*	30	1	5	.200	0	2	.000	2	4	.500	1	6	7	5.4	2	0	1	2	0	3	4	7.4
at Purdue	11-29-11	*	21	1	5	.200	0	2	.000	0	0	.000	0	1	1	4.7	3	0	1	0	0	0	2	6.5
UMASS	12-03-11	DNP -- Lower extremity injury																						
MEMPHIS	12-06-11		5	0	0	.000	0	0	.000	0	0	.000	0	0	0	4.0	0	0	0	1	0	0	0	5.6
at West Virginia	12-10-11		32	5	7	.714	4	6	.667	1	3	.333	1	2	3	3.9	1	0	2	0	0	1	15	6.8
vs FAU	12-17-11	DNP -- Lower extremity injury																						
at Charlotte	12-22-11	DNP -- Lower extremity injury																						
APPALACHIAN STATE	12-30-11		11	1	2	.500	1	2	.500	0	0	.000	0	1	1	3.6	3	0	1	0	0	0	3	6.3
UNCG	01-02-12		3	0	0	.000	0	0	.000	0	0	.000	0	1	1	3.3	0	0	1	2	0	0	0	5.7
Virginia	01-07-12	DNP -- Lower extremity injury																						
UNC	01-11-12	DNP -- Lower extremity injury																						
CLEMSON	01-18-12	DNP -- Lower extremity injury																						
NC State	01-22-12	Out until Feb. 18 due to knee surgery																						
WAKE FOREST	02-18-12		16	2	5	.400	2	4	.500	0	0	.000	0	2	2	3.2	0	0	1	0	0	0	6	5.7
at Maryland	02-21-12		0	0	0	.000	0	0	.000	0	0	.000	0	0	0	2.9	0	0	0	0	0	0	0	5.3
FLORIDA STATE	02-26-12		9	0	0	.000	0	0	.000	1	2	.500	0	0	0	2.7	1	0	0	1	0	1	1	4.9
at NC STATE	02-29-12		10	2	4	.500	1	3	.333	0	0	.000	1	0	1	2.6	0	0	0	0	0	0	5	4.9
BOSTON COLLEGE	03-03-12		7	0	1	.000	0	1	.000	0	0	.000	0	0	0	2.4	0	0	1	0	0	0	0	4.6
at Georgia Tech	03-08-12		5	0	0	.000	0	0	.000	0	0	.000	0	0	0	2.3	0	0	0	0	0	0	0	4.3
vs Florida State	03-09-12		8	1	2	.500	0	1	.000	1	2	.500	0	1	1	2.2	1	0	1	0	0	0	3	4.2
Totals		6	268	23	57	.404	15	40	.375	11	20	.550	9	28	37	2.2	18	1	14	13	1	9	72	4.2



# RAPHAEL AKPEJIORI #10

Sophomore | Forward | 6-10 | 230

Lagos, Nigeria | Sunrise Christian Academy (Kan.)

**As a Sophomore (2011-12):** Averaged 11.9 minutes per game until the return of Reggie Johnson.

**As a Freshman (2010-11):** Saw action in 20 games as a true freshman, averaging 1.6 points and 1.6 rebounds in 4.9 minutes per game ... Productive during his time on the hardwood, with his 12 blocks tying for third most on the squad... UM's second most active player on the glass, pulling down 18.5 percent of the rebounds when he's in the game - including 20.8 percent of the defensive boards... Hit both free throws at UNC Greensboro (2/15), converting five of his last six attempts from the charity stripe during the season... Registered at least one block in four-straight games - including a career-high four blocks in the win over McNeese State (11/24), for the second-most blocks in a game by a Cane in 2011.

**High School:** Kansas All-State Class 1-A Honorable Mention selection... Rated as the No. 64 power forward by ESPN... Helped his team finish with just two losses in 2009-10, with one of those to nationally-ranked power Providence School (Fla.) who won the 2-A FHSAA state title... Poured in a game-high 23 points (including three dunks) and 12 rebounds in a win over Liberal... Added another double-double with 14 points and 10 rebounds against Dodge City... Named to the Fantasy of Lights All-Tournament Team after helping his team to a championship game win over Mansfield Timberview... Sat out the 2008-09 season with an injury... Named to the Hawk Challenge All-Tournament Team following back-to-back double-digit scoring performances in the state of Florida... Played AAU basketball for Baltimore Elite... Played in the international game during the 2008 Jordan Brand Basketball Classic in New York City... Coached by Kyle Lindsted at Sunrise Christian.

**Personal:** Full name is Ethasor Raphael Akpejori ... Goes by Raphael ... First name is pronounced A-tha-saur ... Last name is pronounced AHK-peh-jour-ee ... Born Oct. 10, 1990 ... A standout in the classroom as well as on the court, majoring in mechanical engineering... Also recruited by Texas A&M, Colorado, USF and UCF.

2010-11			
Opposition	P	R	A
Jacksonville	0	1	0
at Memphis	2	1	0
N.C. Central	8	5	0
at Rutgers	4	2	0
McNeese St.	2	4	0
at FGCU	1	2	0
West Virginia	0	0	0
Stetson	2	0	0
UCF	1	1	0
Oral Roberts	2	4	0
Rice	0	2	0
Pepperdine	3	2	0
at Duke	1	3	0
at Clemson	0	0	0
Florida St.	2	0	0
UNC	1	1	0
at Virginia Tech	0	0	0
at UIC	2	2	0
Maryland	0	0	0
at Alabama	0	1	0

## Akpejori Season / Career Highs

### Points

Season: 7, vs. Tennessee Tech 11/11/11

Career: 8, vs. NC Central 11/19/10

### Rebounds

Season: 7, at Purdue 11/29/11

Career: 7, at Purdue 11/29/11

### Assists

Season: 1 (2x), last at Purdue 11/29/11

Career: 1 (2x), last at Purdue 11/29/11

### Steals

Season: 1 (2x), last at Purdue 11/29/11

Career: 1, 3x, last at Purdue 11/29/11

### Blocked Shots

Season: 4 vs. UNF 11/19/11

Career: 4 (2x), last vs. UNF 11/19/11

### Field Goals

Season: 3, vs. Tennessee Tech 11/11/11

Career: 3(2x) last vs. Tennessee Tech 11/11/11

### Field Goal Attempts

Season: 4, UNF 11/19/11

Career: 4, UNF 11/19/11

### Free Throws

Season: 2 (3x), last vs. Memphis 12/06/11

Career: 4, at Rutgers 11/21/10

### Free Throw Attempts

Season: 4, vs. Memphis 12/06/11

Career: 4 (4x), last vs. Memphis 12/06/11

### 3-Point Field Goals

Season: -

Career: -

### 3-Point Field Goal Attempts

Season: -

Career: -

### Foul Disqualifications

Season: -

Career: -

### Minutes

Season: 22, vs. UNF 11/19/11

Career: 22, vs. UNF 11/19/11

## CAREER STATISTICS

Season	GP	GS	Min.	Avg.	FG	FGA	Pct.	FG	FGA	Pct.	FT	FTA	Pct.	Off.	Def.	Tot.	Avg.	PF	FO	Ast.	TO	Blk	Stl	Pts.	Avg.
2010-11	20	0	98	4.9	5	10	.500	0	0	.000	21	32	.656	13	18	31	1.6	16	0	0	5	12	2	31	1.6
2011-12	21	3	143	6.8	13	26	.500	0	0	.000	10	17	.588	21	11	32	1.5	27	0	2	6	11	4	36	1.7
TOTAL	41	3	241	5.9	18	36	.500	0	0	.000	31	49	.633	34	29	63	1.5	43	0	2	11	23	6	67	1.6

## AKPEJIORI 2011-12

Opponent	Date	GS	Min	FG	FGA	Pct	3FG	FGA	Pct	FT	FTA	Pct	Off	Def	Tot	Avg	PF	FO	A	TO	Blk	Stl	Pts	Avg
TENNESSEE TECH	11-11-11	12	3	3	1.000	0	0	.000	1	1	1.000	3	0	3	3.0	1	0	0	0	2	1	7	7.0	
RUTGERS	11-15-11	7	1	2	.500	0	0	.000	1	2	.500	0	1	1	2.0	3	0	1	0	0	0	3	5.0	
UNF	11-19-11	22	2	4	.500	0	0	.000	1	2	.500	3	1	4	2.7	3	0	0	0	4	0	5	5.0	
FLORIDA GULF COAST	11-22-11	6	0	0	.000	0	0	.000	0	0	.000	0	0	0	2.0	1	0	0	0	1	0	0	3.8	
at Ole Miss	11-25-11	2	0	1	.000	0	0	.000	0	0	.000	1	0	1	1.8	0	0	0	0	0	0	0	3.0	
at Purdue	11-29-11	14	0	2	.000	0	0	.000	2	2	1.000	5	2	7	2.7	3	0	1	3	0	1	2	2.8	
UMASS	12-03-11	* 15	2	2	1.000	0	0	.000	2	3	.667	2	1	3	2.7	4	0	0	0	1	0	6	3.3	
MEMPHIS	12-06-11	* 13	0	1	.000	0	0	.000	2	4	.500	1	1	2	2.6	2	0	0	3	1	0	2	3.1	
at West Virginia	12-10-11	16	1	3	.333	0	0	.000	1	2	.500	1	1	2	2.6	3	0	0	0	0	0	3	3.1	
vs FAU	12-17-11	DNP																						
at Charlotte	12-22-11	1	0	0	.000	0	0	.000	0	0	.000	0	0	0	2.3	0	0	0	0	0	0	0	2.8	
APPALACHIAN STATE	12-30-11	2	0	1	.000	0	0	.000	0	0	.000	0	0	0	2.1	0	0	0	0	0	0	0	2.5	
UNCG	01-02-12	DNP																						
at Virginia	01-07-12	DNP																						
at North Carolina	01-10-12	2	1	1	1.000	0	0	.000	0	0	.000	0	1	1	2.0	1	0	0	0	0	0	2	2.5	
CLEMSON	01-18-12	DNP																						
at Georgia Tech	01-24-12	DNP																						
at Boston College	01-29-12	1	0	0	.000	0	0	.000	0	0	.000	0	0	0	1.8	0	0	0	0	0	0	0	2.3	
MARYLAND	02-01-12	10	2	2	1.000	0	0	.000	0	1	.000	1	0	1	1.8	5	1	0	0	0	0	4	2.4	
at Duke	02-05-12	DNP																						
VIRGINIA TECH	02-09-12	0	0	0	.000	0	0	.000	0	0	.000	0	0	0	1.7	0	0	0	0	0	0	0	2.3	
at Florida State	02-11-12	DNP																						
NORTH CAROLINA	02-15-12	2	0	0	.000	0	0	.000	0	0	.000	0	0	0	1.6	0	0	0	0	0	0	0	2.1	
WAKE FOREST	02-18-12	0	0	0	.000	0	0	.000	0	0	.000	0	0	0	1.5	0	0	0	0	0	0	0	2.0	
at Maryland	02-21-12	7	1	1	1.000	0	0	.000	0	0	.000	1	1	2	1.5	0	0	0	0	1	1	2	2.0	
FLORIDA STATE	02-26-12	* 7	0	2	.000	0	0	.000	0	0	.000	3	1	4	1.6	2	0	0	0	1	0	0	1.9	
at Georgia Tech	03-08-12	1	0	0	.000	0	0	.000	0	0	.000	0	0	0	1.6	0	0	0	0	0	1	0	1.8	
vs Florida State	03-09-12	3	0	1	.000	0	0	.000	0	0	.000	0	1	1	1.5	0	0	0	0	0	0	0	1.7	
Totals		3	143	13	26	.500	0	0	.000	10	17	.588	21	11	32	1.5	27	0	2	6	11	4	36	1.7





# RION BROWN

Sophomore | Guard | 6-6 | 194

Hinesville, Ga. | Liberty County

# #15

## Brown Season / Career Highs

### Points

Season: 15 (3x) last at NC State 2/29/12

Career: 19, vs. Maryland 3/2/11

### Rebounds

Season: 6, last vs. Wake Forest, 2/18/12

Career: 8, vs. Georgia Tech 2/3/11

### Assists

Season: 3 (2x), last vs. Wake Forest, 2/18/12

Career: 3 (4x), last vs. Wake Forest, 2/18/12

### Steals

Season: 2 (2x) last, at BC, 1/29/12

Career: 3, vs. NC Central 11/19/10

### Blocked Shots

Season: 1, vs. UMass 12/3/11

Career: 1, (4x) last vs. UMass 12/3/11

### Field Goals

Season: 5 (3x), last vs. Florida St. 3/9/12

Career: 6, vs. Maryland 3/2/11

### Field Goal Attempts

Season: 11, vs. Florida St. 3/9/12

Career: 11, vs. Florida St. 3/9/12

### Free Throws

Season: 5, vs. Appalachian State 12/30/11

Career: 5 (2x) last vs. App State 12/30/11

### Free Throw Attempts

Season: 6, vs. Appalachian State 12/30/11

Career: 6 (2x) last vs. App State 12/30/11

### 3-Point Field Goals

Season: 4, vs. FAU 12/17/11

Career: 6, vs. Maryland 3/2/11

### 3-Point Field Goal Attempts

Season: 8, vs. Florida St. 3/9/12

Career: 8, vs. Florida St. 3/9/12

### Foul Disqualifications

Season: -

Career: -

### Minutes

Season: 31, vs. Florida St. 3/9/12

Career: 31 (2x), last vs. Florida St. 3/9/12

2010-11			
Opposition	P	R	A
Jacksonville	3	2	1
at Memphis	0	2	0
N.C. Central	17	2	2
at Rutgers	5	2	0
McNeese St.	16	4	0
at FGCU	5	0	1
Ole Miss	3	2	1
West Virginia	0	1	0
Stetson	3	0	1
UCF	0	0	0
Oral Roberts	1	1	0
Rice	0	1	0
Akron	0	1	0
Pepperdine	9	1	0
at Duke	0	0	0
at Clemson	1	0	0
BC	0	0	1
Florida St.	0	1	0
at NC State	3	0	1
UNC	0	1	0
at Virginia Tech	7	3	0
Georgia Tech	5	8	1
Virginia	8	3	0
at Wake Forest	0	2	2
Duke	8	3	0
at UNC	0	1	0
Clemson	5	2	0
at BC	4	1	0
at Florida St.	3	7	1
Maryland	19	3	3
at Georgia Tech	3	3	3
Virginia	9	3	0
UNC	5	3	1
FAU	6	1	0
Missouri St.	7	3	2
at Alabama	2	5	1

**As a Sophomore (2011-12):** Did not play against UNF or Florida Gulf Coast due to illness.

**As a Freshman (2010-11):** Played in all 36 games, starting all five contests in the postseason - two in ACC Tournament play and three in the NIT... Averaged 4.4 points and 2.0 rebounds in 16.9 minutes per game... Saw 15-plus minutes on the hardwood in each of the final 18 games, including a personal ACC-high 30 minutes in a breakout game versus Maryland (3/2)... Versus the Terps, registered career highs in points (19), field goals made (6), three-pointers made (6) and assists (3)... Finished 6-of-7 from long range, becoming the third Cane to convert six threes in a single game this season (Adrian Thomas and Malcolm Grant each did it twice)... His six three-pointers are the most by a Miami freshman in a decade -- since Darius Rice went 7-for-15 from downtown versus Virginia Tech on Jan. 10, 2001... Also had a big game versus Virginia (2/5) - with the Canes trailing five points with 30 seconds remaining in regulation, sank a deep three-pointer from the U logo, and then with Miami down by three, converted all three free throws with just 13 seconds on the clock to send the game into overtime... Finished with eight points -- with those five in the final 30 seconds of regulation, three rebounds and a block in 24 minutes.

**High School:** Selected the Class 3-A South Player of the Year by the Georgia Athletic Coaches Association... Listed as a four-star recruit by Rivals and Scout.com... Rated as the No. 15 shooting guard by Scout, No. 47 shooting guard by ESPN and No. 61 nationally by Rivals... Selected as a GHSA State Senior All-Star... As a senior, averaged 22.8 points per game, while shooting 55 percent from the field and 38 percent from beyond the arc... Set school records with a single-game high of 42 points and the single-season record of 660 points... Selected as the WTOC-TV Player of the Week (1/11/10) after that career-high 42-point performance in a win over Burke County... Helped lead his team to the second round of the Georgia 3-A High School State Playoffs... Scored a game-high 28 points (including 10 in the fourth quarter) in a win over West Laurens... Dropped in 28 points for Liberty County in a win over Metter and added 26 points against Bradwell as part of the Gentlemen's Classic Tournament in Statesboro, Ga... Finished with 25 points in Liberty County's win over Thomson... Teammate of Tennessee signee Jordan McRae... Coached by Willie Graham... Played AAU basketball for the Worldwide Renegades.


**Personal:** First name is pronounced Ryan ... Born Sept. 3, 1991 ... Son of Lisa Brown and Tico Brown, who played basketball at Georgia Tech, in the Continental Basketball Association and overseas. When he retired, Tico was the CBA's all-time leading scorer (8,538 points) and was voted to the All-Time CBA Team ... Brother to Tico Brown II ... Majoring in sports administration... Also recruited by Georgia, Alabama and Virginia.

## CAREER STATISTICS

Season	GP	GS	Min.	Avg.	FG	Total FGA	Pct.	3-Point FG	3-Point Pct.	FT	Free Throws FTA	Pct.	Off.	Def.	Total Rebounds	Avg.	PF	FO	Ast.	TO	Blk	Stl	Pts.	Avg.
2010-11	36	5	607	16.9	51	141	.362	32	90	33	697	.697	13	59	72	2.0	54	0	22	33	3	10	157	4.4
2011-12	29	1	547	18.9	62	148	.419	35	90	40	750	.750	22	52	74	2.6	37	0	15	20	1	12	189	6.5
TOTAL	65	6	1154	17.8	113	289	.391	67	180	73	1447	.726	35	111	146	2.2	91	0	37	53	4	22	346	5.3

## BROWN 2011-12

Opponent	Date	GS	Min	FG	FGA	Pct	3FG	FGA	Pct	FT	FTA	Pct	Off	Def	Tot	Avg	PF	FO	A	TO	Blk	Stl	Pts	Avg	
TENNESSEE TECH	11-11-11		17	1	6	.167	1	4	.250	4	4	1.000	1	2	3	3.0	2	0	1	2	0	0	7	7.0	
RUTGERS	11-15-11		8	0	4	.000	0	2	.000	0	0	.000	2	2	4	3.5	1	0	1	1	0	0	0	3.5	
UNF	11-19-11		DNP - Illness																						
FLORIDA GULF COAST	11-22-11		DNP - Illness																						
at Ole Miss	11-25-11		2	0	1	.000	0	1	.000	0	0	.000	0	0	0	2.3	0	0	0	1	0	1	0	2.3	
at Purdue	11-29-11		24	1	4	.250	0	3	.000	1	2	.500	1	3	4	2.8	0	0	0	0	0	0	3	2.5	
UMASS	12-03-11		19	2	6	.333	1	2	.500	2	2	1.000	1	1	2	2.6	0	0	0	3	1	0	7	3.4	
MEMPHIS	12-06-11		19	1	4	.250	1	2	.500	3	4	.750	0	1	1	2.3	0	0	0	0	0	0	6	3.8	
at West Virginia	12-10-11		2	0	0	.000	0	0	.000	0	0	.000	0	0	0	2.0	0	0	0	0	0	0	0	3.3	
vs FAU	12-17-11		27	5	7	.714	4	5	.800	1	2	.500	0	0	0	1.8	2	0	0	1	0	0	15	4.8	
at Charlotte	12-22-11		17	3	5	.600	3	5	.600	2	2	1.000	0	2	2	1.8	3	0	0	2	0	0	11	5.4	
APPALACHIAN STATE	12-30-11		27	4	5	.800	2	3	.667	5	6	.833	0	3	3	1.9	1	0	0	0	0	2	15	6.4	
UNCG	01-02-12		27	2	5	.400	2	3	.667	0	0	.000	1	1	2	1.9	1	0	1	2	0	1	6	6.4	
at Virginia	01-07-12		12	1	3	.333	1	2	.500	1	2	.500	0	1	1	1.8	0	0	0	0	0	0	4	6.2	
at North Carolina	01-10-12		15	1	1	1.000	1	1	1.000	0	0	.000	0	2	2	1.8	2	0	0	1	0	0	3	5.9	
CLEMSON	01-18-12		24	2	5	.400	1	3	.333	0	0	.000	1	1	2	1.9	1	0	0	2	0	0	5	5.9	
NC STATE	01-22-12		23	4	9	.444	1	6	.167	1	2	.500	1	3	4	2.0	1	0	0	0	0	0	10	6.1	
at Georgia Tech	01-24-12		15	0	3	.000	0	2	.000	0	0	.000	1	0	1	1.9	3	0	1	0	0	0	0	5.8	
MARYLAND	02-01-12		20	1	4	.250	1	3	.333	2	2	1.000	1	2	3	2.1	1	0	1	1	0	0	5	5.5	
at Duke	02-05-12		16	2	4	.500	1	2	.500	0	0	.000	1	0	1	2.0	2	0	1	0	0	1	5	5.5	
VIRGINIA TECH	02-09-12		18	3	3	1.000	1	1	1.000	1	2	.500	2	1	3	2.1	0	0	0	1	0	1	8	5.6	
at Florida State	02-11-12		16	2	5	.400	1	2	.500	0	0	.000	1	2	3	2.1	2	0	0	1	0	0	5	5.6	
NORTH CAROLINA	02-15-12		28	2	7	.286	1	5	.200	0	2	.000	1	4	5	2.2	4	0	1	0	0	0	5	5.5	
WAKE FOREST	02-18-12		26	5	9	.556	1	4	.250	0	0	.000	2	4	6	2.4	2	0	3	0	0	1	11	5.8	
at Maryland	02-21-12		21	1	4	.250	0	2	.000	2	2	1.000	1	0	1	2.3	2	0	0	0	0	0	4	5.7	
FLORIDA STATE	02-26-12		13	3	6	.500	2	4	.500	1	1	1.000	0	2	2	2.3	0	0	0	0	0	1	9	5.8	
at NC STATE	02-29-12		25	4	9	.444	3	6	.500	4	4	1.000	2	2	4	2.4	2	0	1	0	0	0	15	6.2	
BOSTON COLLEGE	03-03-12		20	2	6	.333	1	4	.250	0	1	.000	0	2	2	2.4	1	0	1	1	0	1	5	6.1	
at Georgia Tech	03-08-12		20	4	8	.500	2	4	.500	0	0	.000	1	4	5	2.5	0	0	0	1	0	0	10	6.3	
vs Florida State	03-09-12	*	31	5	11	.455	3	8	.375	0	0	.000	0	5	5	2.6	2	0	0	0	0	1	13	6.5	
Totals			1	547	62	148	.419	35	90	.389	30	40	.750	22	52	74	2.6	37	0	15	20	1	12	189	6.5



# BISHOP DANIELS

Freshman | Guard | 6-3 | 175

# #2

Raleigh, N.C. | Word of God Christian Academy

**As a Freshman (2011-12):** Will redshirt after missing most of the fall semester with a foot injury.

**High School:** A speedy combo guard, known for his high-flying dunks... Has shown improved range after working on his three-point shot... Rated the No. 4 dunker in the 2011 class by Rivals... Also ranked among the nation's top shooting guards - at No. 29 by Scout and No. 46 by ESPN... As a senior, averaged 18 points, 5 rebounds and 4 assists per game en route to a state semifinals appearance and a 23-3 record... Averaged 13 points, 5 assists and 4 rebounds per game as a junior... Played for the same high school as John Wall, the No. 1 draft pick in 2010 by the Washington Wizards.... Played AAU ball for the CP3 All-Stars... Reconfirmed his commitment to the University of Miami after meeting with Coaches Larranaga and Huger.... Also recruited by Purdue, Tennessee, NC State, Rutgers, Colorado, DePaul and Charlotte.

**Personal:** Born Nov. 2, 1992 ... Given name is DeLante Bishop Daniels ... Son of Bonnie and Eugene Daniels ... The fourth North Carolina native on the roster, joining Reggie Johnson, Garrius Adams and Julian Gamble.



# JULIAN GAMBLE

Senior | Forward/Center | 6-10 | 265

# #45

Durham, N.C. | Southern Durham

**As a Senior (2011-12):** Granted a clock extension by the NCAA, allowing the forward to play basketball next season ... Sitting out this year after injuring his left ACL in the summer.

**As a Junior (2010-11):** Played in all 36 games this season, with 13 starts - including six in ACC play... Averaged 4.0 points, 3.4 rebounds and 0.8 blocks per game, converting 59.8 percent of his field goals... Scored in 33-of-36 games, averaging 7.0 points and 4.8 rebounds over the last six outings, converting 73.9 percent of his field goals... In three NIT games, averaged 7.3 points and 5.7 rebounds while shooting 88.9 percent from the field (8-9).

2008-09			
Opposition	P	R	A
Florida Southern	4	6	0
Southern Miss	0	0	0
Connecticut	0	1	0
San Diego	0	5	3
Stetson	1	2	0
at Kentucky	0	3	1
FIU	6	3	1
Robert Morris	0	0	0
Clemson	0	3	0
at St. John's	10	3	1
UNF	13	13	1
NC Central	6	7	0
FAU	0	0	0
Maryland	0	0	0
at North Carolina	0	0	0
at NC State	2	3	0
at Maryland	1	0	0
North Carolina	4	5	0
at Florida State	1	2	1
at Virginia	0	1	0
NC State	0	2	0
Virginia Tech	7	0	0
at Providence	2	1	0
at Florida	0	1	0

2009-10			
Opposition	P	R	A
NC Central	10	3	1
Nova Southeastern	5	4	0
Tulane	2	1	0
UNC Wilmington	2	0	0
South Carolina	0	0	0
FGCU	0	1	0
USC Upstate	4	5	4
Minnesota	0	1	0
at Boston College	0	0	0
SC State	0	4	3
at Stetson	4	2	0
FAU	2	1	0
NC A&T	2	4	3
Bethune-Cookman	0	1	1
at Pepperdine	4	3	0
Wake Forest	5	2	0
at Virginia Tech	0	0	0
at Virginia	0	0	0
Boston College	4	1	0
at Maryland	0	1	0
Virginia Tech	2	0	0
at Wake Forest	3	3	0
at Florida St.	9	3	1
Georgia Tech	4	7	2
at Clemson	3	5	1
Duke	4	1	1
Virginia	13	12	3
NC State	6	4	0
at North Carolina	8	7	2
Florida St.	5	1	0
Wake Forest	8	13	1
Virginia Tech	2	5	1
Duke	4	2	0

2010-11			
Opposition	P	R	A
Jacksonville	10	5	0
at Memphis	4	3	0
N.C. Central	2	4	1
at Rutgers	0	1	0
McNeese St.	2	5	0
at FGCU	2	0	0
Ole Miss	4	4	1
West Virginia	2	3	0
Stetson	6	7	1
UCF	4	1	0
Oral Roberts	2	0	0
Rice	4	3	1
Akron	3	3	0
Pepperdine	2	0	0
at Duke	7	3	0
at Clemson	2	0	1
BC	4	7	0
Florida St.	2	4	0
at NC State	4	6	2
UNC	0	2	0
at Virginia Tech	4	5	0
Georgia Tech	5	6	0
Virginia	0	1	0
at Wake Forest	4	7	1
Duke	4	2	2
at UNCG	8	5	2
Clemson	5	4	0
at BC	2	3	0
at Florida St.	1	0	0
Maryland	2	1	1
at Georgia Tech	7	4	2
Virginia	11	5	0
UNC	2	3	1
FAU	8	8	2
Missouri St.	7	3	0
at Alabama	7	6	0

## Gamble Season / Career Highs

### Points

Career: 13, (2x) last vs. Virginia 2/23/10

### Rebounds

Career: 13, (2x) vs. Wake Forest 3/11/10

### Assists

Career: 4, vs. USC Upstate 11/28/09

### Steals

Career: 2 (7x), last at Clemson 1/8/11

### Blocked Shots

Career: 4, at North Carolina 3/2/10

### Field Goals

Career: 6, vs. Virginia 2/23/10

### Field Goal Attempts

Career: 10, at North Carolina 3/2/10

### Free Throws

Career: 7, vs. UNF 12/31/08

### Free Throw Attempts

Career: 10, vs. UNF 12/31/08

### 3-Point Field Goals

Career: 1, at North Carolina 3/2/10

### 3-Point Field Goal Attempts

Career: 2, at North Carolina 3/2/10

### Foul Disqualifications

Career: 5x, last at Wake Forest 2/9/11

### Minutes

Career: 28 vs. Wake Forest 3/11/10

## GAMBLE CAREER STATISTICS

Season	GP	GS	Min.	Avg.	FG	Total FGA	Pct.	3-Point FG	3-Point FGA	Pct.	Free Throws FT	Free Throws FTA	Pct.	Off.	Rebounds Def.	Total	Avg.	PF	FO	Ast.	TO	Blk	Stl	Scoring Pts.	Avg.
2008-09	24	0	179	7.5	20	46	.435	0	0	.000	17	29	.586	22	39	61	2.5	23	0	8	4	14	3	57	2.4
2009-10	33	11	440	13.3	45	94	.479	1	4	.250	24	34	.706	39	57	96	2.9	59	2	24	37	25	17	115	3.5
2010-11	36	13	546	15.2	61	102	.598	0	1	.000	21	49	.429	41	83	124	3.4	92	3	18	33	30	14	143	4.0
TOTAL	93	24	1165	12.5	126	242	.521	1	5	.200	62	112	.554	102	179	281	3.0	174	5	50	74	69	34	315	3.4

**As a Sophomore (2009-10):** Among five Hurricanes to play in all 33 games, including 11-straight starts to close the season... Averaged 6.6 points on 52.6 percent shooting from the field and 6.3 rebounds over his last seven starts... For the season, posted 3.5 points, 2.9 rebounds and 0.8 blocks per game, while converting 70.6 percent from the line... Posted multiple blocks in four games, including a career-high four at North Carolina (3/2)... Versus the Tar Heels, added eight points -- including his first career three-pointer to beat the halftime buzzer, seven boards, a career-high tying two steals and two assists in 26 minutes... Grabbed double-figure rebounds twice and five-plus boards seven times, including six times versus conference opponents... Honored with team's "Outstanding Student-Athlete Award" at the 2010 postseason banquet for his efforts on the court and in the classroom.

**As a Redshirt Freshman (2008-09):** Saw action in 24 games in his first campaign as a Hurricane, including 10 games versus ACC opponents... Among just six ACC freshmen to record a double-double during the season, posting a career-high 13 points and a career-high 13 rebounds in the win over North Florida (12/31), converting 3-of-5 field goals and a season-high 7-of-10 free throws... Also scored in double figures in the win at St. John's (12/27), finishing with 10 points on perfect 4-of-4 shooting from the field and 2-of-2 shooting from the line in 12 minutes... Grabbed five-or-more rebounds five times, including a four-point, five-board effort in 15 minutes versus then- No. 3/3 North Carolina (2/15).

**High School:** Three-year letterwinner at Southern Durham High School, the same high school as former UM teammate Anthony King... Averaged 18 points, 10 rebounds and five blocks per game as a senior... A two-time all-conference selection... Rated the No. 27 center in the class of 2007 by Scout.com and the No. 4 overall player in the state of North Carolina by Rivals.com... Coached by David Pyper.

**Personal:** Born Sept. 15, 1989 ... Son of Sarah Gamble ... Brother to Talonny, Javon, William and Raquel ... A sports administration major with a minor in business administration... Off the court, enjoys playing video games... Traveled to Africa during the summer of 2008 with Athletes in Action, getting the opportunity to play basketball with other collegians from across the country, as well as hold basketball clinics for local children... Big body... Great inside game-- team's best post passer... Strong basketball IQ and good skill level... Has shown tremendous growth through his redshirt season in 2007-08 up until the present... Nicknames include "Jules" and "JG".





# MALCOLM GRANT

Senior | Guard | 6-1 | 188

Brooklyn, N.Y. | Paul Robeson High | Winchendon Academy (Mass.) | Villanova

# #3

## Grant Season / Career Highs

### Points

Season: 22, at Ole Miss 11/25/11

Career: 26, vs. West Virginia 12/4/10

### Rebounds

Season: 6, vs. Maryland 2/1/12

Career: 7, at Memphis 11/15/10

### Assists

Season: 6, vs. Wake Forest, 2/18/12

Career: 9, vs. McNeese State 11/24/10

### Steals

Season: 2 (7x), last vs. Virginia Tech 2/9/12

Career: 4, vs. North Carolina 3/11/11

### Blocked Shots

Season: -

Career: 1 (3x), last at Memphis 11/15/10

### Field Goals

Season: 8, at Ole Miss 11/25/11

Career: 9, at NC State 1/23/11

### Field Goal Attempts

Season: 18, at Ole Miss 11/25/11

Career: 18, at Ole Miss 11/25/11

### Free Throws

Season: 7, vs. FGCU 11/22/11

Career: 13, vs. West Virginia 12/4/10

### Free Throw Attempts

Season: 10, vs. FGCU 11/22/11

Career: 14, vs. West Virginia 12/4/10

### 3-Point Field Goals

Season: 6, at Ole Miss 11/25/11

Career: 6 (3x), last at Ole Miss 11/25/11

### 3-Point Field Goal Attempts

Season: 12(2x), last vs. Maryland 2/1/12

Career: 12(2x), last vs. Maryland 2/1/12

### Foul Disqualifications

Season: -

Career: -

### Minutes

Season: 42, vs. FAU 12/17/11

Career: 42, vs. FAU 12/17/11

## Preseason All-ACC, 2011-12 | All-ACC Third Team, 2010-11

**As a Senior (2011-12):** Missed the game at Charlotte and vs. Appalachian State due to a death in the family. As a Junior (2010-11): Only Hurricane to start all 36 games, setting a UM record, while his 1,165 minutes on the hardwood are third most by a Miami player in a single season... Averaged a team-high 14.8 points, team-high 3.2 assists and 1.8 rebounds per game, converting 41.8 percent from the field, 42.3 percent from long range - ninth-best in UM history and 85.3 percent from the line... Named to the All-ACC Third Team... One of just two players to lead the ACC in as many as three different statistical categories, closing 2011 as the ACC's leader in three-point field goal percentage (19th in the nation), free throw percentage (12th in program history, 51st in the nation) and three-point field goals per game (49th in the nation), while ranking ninth in both scoring and minutes... The third Hurricane to lead the ACC in three-point field goal percentage in the last four seasons... Has hit 41.9 percent from long range over his career to rank third-best in program history, while his 81.9 percent career free throw percentage is ninth best... Tallied 100 assists for the second-straight season alongside Durand Scott, becoming the first teammates to notch consecutive 100-assists seasons since Thomas Hocker and Kevin Presto achieved the feat in both 1987-88 and 1988-89... His 232 career assists rank 14th in program history... Earned his first ACC Player of the Week honors (12/27/10) and named Las Vegas Holiday Hoops Classic MVP after averaging 19.0 points and 2.3 assists per game in leading UM to a 3-0 mark, while shooting 52 percent from the field (13-25), 50 percent from beyond the arc (6-12) and 92.6 percent from the line (25-27)... Scored in double figures 29 times with his eighth 20-point game of the season in the NIT-opening win over FAU (3/16), knocking down 7-of-12 shots from the field and 8-of-11 from the line en route to 23 points -- his highest scoring performance of the season when hitting just one three, with three assists... Hit a three in 33 of 36 games this season -- taking an ACC-long 23-game three-point streak into next season, the fifth-longest stretch in UM history... Hit three-plus threes 19 times, including a career-high six twice - versus Rice (12/22) and at Florida Gulf Coast (11/27)... His 94 triples tie for the second most in UM single-season history and his 155 career threes are 10th, while his 222 season attempts rank fourth and his 370 career attempts tie for 12th at UM... Shot 50 percent or better from beyond the arc 15 times - including a 5-for-5 performance at NC State (1/23) to tie a school record with 100 percent shooting from long range... Among the league's most improved scorers with his average increasing 5.2 points per game -- from 9.6 points per game as a redshirt sophomore in 2010 to a team-leading 14.8 points this season.

**As a Redshirt Sophomore (2009-10):** Among five Hurricanes to play in all 33 games, making eight starts... Led the team in assists with 3.5 per game and was fourth in scoring with 9.6 points an outing... Converted 40.0 percent of his three-pointers against ACC opponents... Hit a three-pointer in the first 14 games this season -- tying for the 10th longest streak in UM history -- and in 28-of-33 games as a Hurricane... His 61 three-pointers ranked second-most on the team, as he hit multiple threes in 21 games -- including eight outings with three-or-more from long range... 21 games with four-plus assists... Sixth in the ACC in assist-to-turnover ratio (1.77:1)... Versus ACC opponents, ranked fourth in the league in assist-to-turnover ratio (1.97:1), tied for seventh in three-pointers made per game (1.8) and 10th in assists per game (3.6)... Over the ACC Tournament, registered a 2.6-to-1 assist-to-turnover ratio and shot 45.5 percent from beyond the arc... Dished out four-plus assists in eight of the last 10 games... Second most efficient free throw shooter on the squad, converting 75.6 percent for the season and 87.5 percent (21-24) over the last seven games, including making his last 13-straight free throws for the season... Scored in double figures 14 times -- second most among returning players in 2010.

**At Villanova (2007-08):** Played in 29 games, including four starts in BIG EAST play, as a freshman with Villanova... Averaged 5.6 points and 1.4 assists in 12.7 minutes per game... Converted a team-best 46.6 percent from three-point range (37-44), 84.1 percent from the line (37-44) and 39.0 percent from the field (46-118)... Posted seven double-figure scoring efforts, including a season-high 23 points (6-7 3FG) versus Rutgers (1/23) and a 22-point performance in an upset win over then-No. 13 Pittsburgh (1/6)... Also pivotal in Villanova's 21-point comeback win over LSU (12/6), scoring all 18 of his points in the final seven minutes -- including 14 points in the last 2:55... Including his season-high six three-pointers versus Rutgers, hit three-or-more threes six times... Converted 4-of-5 threes in his collegiate debut versus Stony Brook (11/19) and hit a perfect 3-of-3 against George Mason (11/23).

**High School:** Prepped for one season at Winchendon Academy in Massachusetts... Graduated from Paul Robeson High School in his native Brooklyn in 2006... At Robeson, selected PSAL Player of the Year and named to the all-city second team... As a senior in 2005-06, averaged 23.3 points, 2.6 rebounds and 2.0 assists per game... Scored more than 1,500 career points... Coached by Todd Myles at Robeson and Michael Byrnes at Winchendon.

**Personal:** Born June 21, 1988... Son of William Duncan and Mary Grant... Brother to Unique LeVar, and the late Sayeed... Sports administration major with a minor in English literature... Nicknames include MG and Malky.

## CAREER STATISTICS

Season	GP	GS	Min.	Avg.	FG	Total FGA	Pct.	3-Point FG	3-Point FGA	Pct.	FT	FTA	Pct.	Off.	Def.	Tot.	Avg.	PF	FO	Ast.	TO	Blk	Stl	Pts.	Avg.
2009-10	33	8	813	24.6	99	252	.393	61	148	.412	59	78	.756	5	57	62	1.9	43	0	117	66	2	20	318	9.6
2010-11	36	36	1165	32.4	158	378	.418	94	222	.423	122	143	.853	12	53	65	1.8	49	0	115	92	1	31	532	14.8
2011-12	29	29	850	29.3	102	299	.341	66	198	.333	57	71	.803	4	61	65	2.2	35	0	56	50	0	21	327	11.3
<b>TOTAL</b>	<b>98</b>	<b>73</b>	<b>2828</b>	<b>28.9</b>	<b>359</b>	<b>929</b>	<b>.386</b>	<b>221</b>	<b>568</b>	<b>.389</b>	<b>238</b>	<b>292</b>	<b>.815</b>	<b>21</b>	<b>171</b>	<b>192</b>	<b>2.0</b>	<b>127</b>	<b>0</b>	<b>288</b>	<b>208</b>	<b>3</b>	<b>72</b>	<b>1177</b>	<b>12.0</b>

## GRANT 2011-12

Opponent	Date	GS	Min	TOTAL FG	FGA	Pct	3-PTS FGA	FGA	Pct	FREE THROWS FT	FTA	Pct	REBOUNDS Off	Def	Tot	Avg	PF	FO	A	TO	Blk	Stl	Pts	Avg
TENNESSEE TECH	11-11-11	*	36	4	11	.364	2	7	.286	4	5	.800	0	4	4	4.0	3	0	2	5	0	0	14	14.0
RUTGERS	11-15-11	*	27	5	14	.357	4	11	.364	5	6	.833	1	1	2	3.0	1	0	2	0	0	0	19	16.5
UNF	11-19-11	*	30	4	11	.364	3	6	.500	2	3	.667	0	3	3	3.0	0	0	2	0	0	1	13	15.3
FLORIDA GULF COAST	11-22-11	*	32	5	14	.357	4	11	.364	7	10	.700	0	4	4	3.3	1	0	0	0	0	2	21	16.8
at Ole Miss	11-25-11	*	41	8	18	.444	6	12	.500	0	0	.000	0	3	3	3.2	2	0	1	0	0	0	22	17.8
at Purdue	11-29-11	*	35	6	15	.400	2	6	.333	2	2	1.000	0	3	3	3.2	2	0	1	3	0	2	16	17.5
UMASS	12-03-11	*	34	5	14	.357	3	7	.429	2	4	.500	0	2	2	3.0	3	0	2	2	0	1	15	17.1
MEMPHIS	12-06-11	*	29	2	9	.222	1	5	.200	0	0	.000	0	2	2	2.9	1	0	0	2	0	0	5	15.6
at West Virginia	12-10-11	*	37	7	14	.500	1	6	.167	2	2	1.000	0	2	2	2.8	1	0	2	1	0	1	17	15.8
vs FAU	12-17-11	*	42	2	5	.400	2	2	1.000	3	6	.500	0	3	3	2.8	2	0	5	5	0	2	9	15.1
at Charlotte	12-22-11																							
at Appalachian State	12-30-11																							
UNCG	01-02-12	*	19	3	9	.333	1	6	.167	1	2	.500	0	1	1	2.6	3	0	2	0	0	1	8	14.5
at Virginia	01-07-12	*	35	3	12	.250	2	8	.250	0	0	.000	1	4	5	2.8	3	0	1	2	0	0	8	13.9
at North Carolina	01-10-12	*	27	2	8	.250	0	5	.000	1	1	1.000	0	1	1	2.7	0	0	1	1	0	0	5	13.2
CLEMSON	01-18-12	*	34	5	12	.417	4	7	.571	2	2	1.000	0	3	3	2.7	0	0	4	2	0	2	16	13.4
NC STATE	01-22-12	*	21	0	7	.000	0	5	.000	5	6	.833	0	0	0	2.5	0	0	0	1	0	0	5	12.9
at Georgia Tech	01-24-12	*	30	6	10	.600	4	6	.667	0	0	.000	0	0	0	2.4	1	0	2	1	0	0	16	13.1
at Boston College	01-29-12	*	29	5	12	.417	2	8	.250	4	4	1.000	0	1	1	2.3	1	0	2	1	0	2	16	13.2
MARYLAND	02-01-12	*	39	3	13	.231	3	12	.250	5	6	.833	0	6	6	2.5	1	0	3	4	0	2	14	13.3
at Duke	02-05-12	*	30	1	9	.111	0	5	.000	0	0	.000	0	3	3	2.5	1	0	2	1	0	0	2	12.7
VIRGINIA TECH	02-09-12	*	28	1	9	.111	0	5	.000	2	2	1.000	0	2	2	2.5	0	0	4	2	0	2	4	12.3
at Florida State	02-11-12	*	27	3	9	.333	1	6	.167	2	2	1.000	0	0	0	2.4	1	0	3	2	0	1	9	12.1
NORTH CAROLINA	02-15-12	*	19	1	6	.167	1	6	.167	0	0	.000	0	3	3	2.4	2	0	1	4	0	0	3	11.7
WAKE FOREST	02-18-12	*	27	3	11	.273	3	10	.300	0	0	.000	1	2	3	2.4	0	0	6	3	0	0	9	11.6
at Maryland	02-21-12	*	18	2	5	.400	2	5	.400	2	2	1.000	0	1	1	2.4	0	0	0	2	0	1	8	11.4
FLORIDA STATE	02-26-12	*	17	2	6	.333	2	5	.400	0	0	.000	0	1	1	2.3	0	0	3	1	0	0	6	11.2
at NC STATE	02-29-12	*	28	4	12	.333	4	7	.571	2	2	1.000	0	3	3	2.3	2	0	1	0	0	0	14	11.3
BOSTON COLLEGE	03-03-12	*	27	4	10	.400	4	8	.500	0	0	.000	0	2	2	2.3	1	0	2	3	0	1	12	11.3
at Georgia Tech	03-08-12	*	24	1	4	.250	0	3	.000	0	0	.000	0	1	1	2.3	0	0	0	1	0	0	2	11.0
vs Florida State	03-09-12	*	28	5	10	.500	5	8	.625	4	4	1.000	1	0	1	2.2	3	0	2	1	0	0	19	11.3

Totals	29	850	102	299	.341	66	198	.333	57	71	.803	4	61	65	2.2	35	0	56	50	0	21	327	11.3
--------	----	-----	-----	-----	------	----	-----	------	----	----	------	---	----	----	-----	----	---	----	----	---	----	-----	------



# JUSTIN HELLER

Sophomore | Guard | 6-2 | 185

Boca Raton, Fla. | West Boca Raton Community

# #12

## Heller Season / Career Highs

### Points

Career:

### Rebounds

Career: 2, vs. Appalachian State 12/30/11

### Assists

Career:

### Steals

Career:

### Blocked Shots

Career:

### Field Goals

Career:

### Field Goal Attempts

Career: 1, vs. Wake Forest, 2/18/12

### Free Throws

Career:

### Free Throw Attempts

Career:

### 3-Point Field Goals

Career:

### 3-Point Field Goal Attempts

Career:

### Foul Disqualifications

Career:

### Minutes

Career: 2, vs. Appalachian State 12/30/11

**As a Sophomore (2011-12):** Saw first-career playing time at Charlotte.

**As a Freshman (2010-11):** Walked onto the team... Practiced, but did not see any game time.

**High School:** After transferring to West Boca, played one year of varsity basketball for the Bulls... Among top 30 three-point scorers in Palm Beach County in 2009-10... The Bulls were the only team to beat powerhouse Dwyer, the top-ranked high school in the county, with an 82-73 victory.

**Personal:** Born on Dec. 26, 1991 ... Son of Neal Heller and Liz Heller ... Brother to Anthony Anderson ... Majoring in business, with aspirations of becoming a CEO... Recruited by American and North Florida ... Nickname is J-Hell.

## CAREER STATISTICS

Season	GP	GS	Min.	Avg.	FG	Total FGA	Pct.	3-Point FG	3-Point FGA	3-Point Pct.	FT	FTA	Pct.	Off.	Def.	Tot.	Avg.	PF	FO	Ass.	TO	Blk	Stl	Scoring Pts.	Avg.
2011-12	6	0	3	0.5	0	2	.000	0	1	.000	0	0	.000	0	2	2	0.3	0	0	0	1	0	0	0	0.0

## HELLER 2011-12

Opponent	Date	TOTAL			3-PTS			FREE THROWS			REBOUNDS			PF	FO	A	TO	Blk	Stl	Pts	Avg.
		GS	Min	FG	FGA	Pct	3FG	FGA	Pct	FT	FTA	Pct	Off	Def	Tot	Avg					
at Charlotte	12-22-11	0	0	0	0	.000	0	0	.000	0	0	.000	0	0	0	0.0	0	0	0	0	0.0
APPALACHIAN STATE	12-30-11	2	0	0	0	.000	0	0	.000	0	0	.000	0	2	2	1.0	0	0	0	1	0.0
at Boston College	01-29-12	0	0	0	0	.000	0	0	.000	0	0	.000	0	0	0	0.7	0	0	0	0	0.0
VIRGINIA TECH	02-09-12	0	0	0	0	.000	0	0	.000	0	0	.000	0	0	0	0.5	0	0	0	0	0.0
WAKE FOREST	02-18-12	0	0	1	1	.000	0	0	.000	0	0	.000	0	0	0	0.4	0	0	0	0	0.0
BOSTON COLLEGE	03-03-12	1	0	1	1	.000	0	1	.000	0	0	.000	0	0	0	0.3	0	0	0	0	0.0
Totals		0	3	0	2	.000	0	1	.000	0	0	.000	0	2	2	0.3	0	0	0	1	0.0



# REGGIE JOHNSON

Junior | Center | 6-10 | 284

Winston-Salem, N.C. | Winston-Salem Prep

# #42

## Johnson Season / Career Highs

### Points

Season: 27, at Duke 2/5/12

Career: 27, at Duke 2/5/12

### Rebounds

Season: 12, at Duke 2/5/12

Career: 20, vs. FAU 3/16/11

### Assists

Season: 5, vs. FAU 12/17/11

Career: 5, vs. FAU 12/17/11

### Steals

Season: 2, vs. Appalachian State 12/30/11

Career: 2 (4x), last vs. Georgia Tech 2/3/11

### Blocked Shots

Season: 5, vs. FAU 12/17/11

Career: 5 (2x) last vs. FAU 12/17/11

### Field Goals

Season: 11, at Duke 2/5/12

Career: 11, at Duke 2/5/12

### Field Goal Attempts

Season: 17, at Duke 2/5/12

Career: 17 (2x), last at Duke 2/5/12

### Free Throws

Season: 7, vs. FAU 12/17/11

Career: 9, at Wake Forest 2/9/11

### Free Throw Attempts

Season: 10 (2x), last at Duke 2/5/12

Career: 12, at Wake Forest 2/9/11

### 3-Point Field Goals

Season: 1 (3x), last vs. UNC 2/16/12

Career: 1 (3x), last vs. UNC 2/16/12

### 3-Point Field Goal Attempts

Season: 2, vs. Virginia Tech 2/9/12

Career: 2, vs. Virginia Tech 2/9/12

### Foul Disqualifications

Season: 1, last vs. Maryland, 2/1/12

Career: 6x, last vs. Maryland, 2/1/12

### Minutes

Season: 36, vs. FAU 12/17/11

Career: 36, vs. FAU 12/17/11

## 2011 All-ACC Honorable Mention | 2010 ACC All-Tournament Second Team College Sports Madness ACC Men's Basketball Player of the Week - Dec. 19, 2011 ACC Player of the Week - Feb. 6, 2011

**As a Junior (2011-12):** Declared ineligible prior to game against Florida State (Feb. 26) and reinstated for Feb. 29 game at NC State ... In the process of the ongoing joint NCAA-UM inquiry, it was discovered that members of Johnson's family received impermissible travel benefits from a member of the former basketball coaching staff. Johnson was unaware of the benefits and his family was told they were permissible by that member of the former basketball coaching staff. UM is seeking his immediate reinstatement from the NCAA ... Sat out the first nine games of the season after successfully undergoing surgery on June 30 to repair a torn meniscus in his right knee. He injured the knee during a pick-up game with teammates on June 27 and underwent a MRI on June 28.

**As a Sophomore (2010-11):** Earned All-ACC honorable mention accolades... Appeared in all 36 games, making 34 starts -- tying for the third most in program history... Averaged nearly a double-double with 11.9 points, a team-high 9.6 rebounds and a team-best 1.3 blocks per game, while shooting 59.1 percent from the field -- the third-highest percentage in a season in UM history (minimum 200 field goal attempts)... His 347 season boards are the most for a Cane since Rick Barry notched a school-record 475 in 1964-65 and rank sixth in UM history... Grabbed a team-high 21.7 percent of the available rebounds while on the court -- 26.8 percent of the defensive boards (12th in the nation) and 16.3 percent of the offensive boards (7th in the nation)... Among the ACC's leaders in several categories, ranking fourth in rebounding (28th in the nation), second in offensive rebounds (3.5 pg), fourth in defensive rebounds (6.1 pg) and 20th in scoring... Among the ACC's most improved players in both scoring and rebounding, with his scoring average increasing 5.5 points per game and his rebounding jumping 5.0 boards an outing... Averaged 12.3 points and 12.0 rebounds, shooting 70.6 percent from the field (17-24) and 100 percent from the line (3-3) over three NIT games... Scored in double figures in 23 games, with four 20-point outings -- including a career-high 25 points in the road win at his hometown Wake Forest (2/9)... Pulled down double-figure rebounds 16 times, with 15-plus boards three times -- including a career-high 20 in the NIT opening-round win over FAU (3/16)... Those 20 boards are the most for an ACC player this season and most for a Cane since the return of Miami basketball in 1985-86... Added 14 points versus the Owls to register his 13th double-double of the season -- the fourth-most in the ACC and tied with All-American Tim James for third-most by a Hurricane in a single season (since the return of the program in 1985-86).

**As a Redshirt Freshman (2009-10):** Appeared in 32-of-33 games -- tying Garrius Adams for the second-most games played by a freshman in 2009-10... Averaged 6.4 points and 4.6 rebounds per game, while converting 52.2 percent from the field and a team-best 78.5 percent from the foul line... Among ACC freshmen, tied for third in rebounds and ninth in scoring... Hit 23 of his last 27 free throws and 66 of his last 80, shooting 82.4 percent from the line versus conference opponents -- best among the ACC's big men, to rank ninth in the league... Scored in double figures in seven games, including in three of the season's last four, and grabbed 10-plus boards three times... Came on strong at the end of the season, averaging 13.7 points on 66.7 percent shooting from the floor (12-18) -- including 85.0 percent from the charity stripe (17-20) -- 8.0 boards and 1.7 blocks per game over three outings in the ACC Tournament en route to ACC All-Tournament Second Team honors... Turned in a season-high 22 points (tying former Hurricane Guillermo Diaz for most points in an ACC Tournament game) on a perfect 8-of-8 effort from the field, while adding 6-of-6 shooting from the line, four boards, two assists and a blocked shot in the ACC Tournament opening-round win against Wake Forest (3/11)... This performance established a new ACC Tournament freshman record, becoming the first rookie to finish 100 percent from the field in a tournament game (minimum seven field goals made), breaking the previous freshman high of 81.8 percent (9-11) set by Maryland's Ernest Graham in 1978... His 8-for-8 field goals against Wake Forest also tied a school-record for field goal percentage in a game, matching teammate Dwayne Collins' 8-of-8 effort against Tulane (11/19)... Selected "Most Improved Player" and recognized as the team's leading free throw shooter at UM's 2010 postseason banquet.

**High School:** Competed in basketball and track & field at Winston-Salem Prep... Helped guide the Phoenix to the North Carolina 1-A state championship in basketball, finishing with 25 points and a state championship record 23 rebounds en route to the title and MVP honors... Two-time All-Northwest selection, led the league with 24.1 points per game, 16.1 rebounds per game and 7.1 blocks per game as a senior in 2007-08... Other individual honors included NC Preps.com 1-A Player of the Year, NC Preps.com All-State Team, Triad Sports Weekly County Player of the Year and Triad Sports Weekly All-Forsyth County Basketball Team... Considered a four-star recruit by Scout.com, which ranked him 17th among centers... Coached by Andre Gould... Played AAU basketball for Boo Williams.

**Personal:** Born Dec. 16, 1989 ... Son of Erika Johnson ... Brother to Chrystalyn Boston ... A liberal arts major... Nickname is Big Reg... Also recruited by Wake Forest, Virginia Tech, Xavier and VCU... Off the court, enjoys playing video games... Played basketball in China during the summer of 2010 with Athletes in Action... Did not play in 2008-09, but worked hard in practice, on conditioning and in the weight room... Lost approximately 40 pounds since arriving on campus in the summer of 2008... Provides a big body inside with a 7-2 wingspan... Has great hands, as well as good agility and foot speed... Has a younger sister.

## CAREER STATISTICS

Season	GP	GS	Min.	Avg.	Total			3-Point			Free Throws			Rebounds			Scoring		
					FG	FGA	Pct.	FG	FGA	Pct.	FT	FTA	Pct.	Off.	Def.	Tot.	Avg.	PF	FO
2009-10	32	6	434	13.6	60	115	.522	0	0	.000	84	107	.785	59	89	148	4.6	70	1
2010-11	36	34	935	26.0	165	279	.591	0	0	.000	100	150	.667	126	221	347	9.6	116	4
2011-12	21	20	549	26.1	82	165	.497	4	10	.400	44	64	.688	56	96	152	7.2	67	1
<b>TOTAL</b>	<b>89</b>	<b>60</b>	<b>1918</b>	<b>21.6</b>	<b>307</b>	<b>559</b>	<b>.549</b>	<b>4</b>	<b>10</b>	<b>.400</b>	<b>228</b>	<b>321</b>	<b>.710</b>	<b>241</b>	<b>406</b>	<b>647</b>	<b>7.3</b>	<b>253</b>	<b>6</b>

## JOHNSON 2011-12

Opponent	Date	GS	Min	TOTAL			3-PTS			FREE THROWS			REBOUNDS			PF	FO	A	TO	Blk	Stl	Pts	Avg
				FG	FGA	Pct	3FG	FGA	Pct	FT	FTA	Pct	Off	Def	Tot								
vs FAU	12-17-11		36	4	6	.667	0	0	.000	7	10	.700	2	7	9	3	0	5	2	5	1	15	15.0
at Charlotte	12-22-11	*	26	3	7	.429	0	0	.000	5	6	.833	2	5	7	2	0	3	4	2	0	11	13.0
APPALACHIAN STATE	12-30-11	*	25	4	8	.500	0	0	.000	3	3	1.000	1	7	8	4	0	1	0	2	1	12	12.3
UNC	01-02-12	*	15	2	5	.400	0	0	.000	2	4	.500	1	1	2	4	0	0	1	2	1	6	10.8
at Virginia	01-07-12	*	33	3	9	.333	0	0	.000	1	2	.500	6	3	9	3	0	1	2	0	0	7	10.0
at North Carolina	01-10-12	*	30	6	10	.600	0	0	.000	0	0	.000	1	8	9	4	0	0	2	0	1	12	10.3
CLEMSON	01-18-12	*	29	2	3	.667	0	0	.000	3	4	.750	1	6	7	4	0	3	2	2	0	7	9.9
NC STATE	01-22-12	*	22	4	5	.800	0	0	.000	4	4	1.000	0	4	4	4	0	0	1	1	1	12	10.1
at Georgia Tech	01-24-12	*	24	4	11	.364	0	0	.000	0	0	.000	0	7	7	4	0	2	1	0	0	8	9.9
at Boston College	01-29-12	*	28	4	8	.500	0	0	.000	4	5	.800	3	2	5	6	2	1	1	1	1	12	10.1
MARYLAND	02-01-12	*	25	6	13	.462	1	1	1.000	0	0	.000	2	3	5	5	1	1	3	1	1	13	10.4
at Duke	02-05-12	*	35	11	17	.647	0	1	.000	5	10	.500	8	4	12	7	0	0	0	0	1	27	11.8
VIRGINIA TECH	02-09-12	*	31	6	11	.545	1	2	.500	2	4	.500	3	4	7	3	0	4	2	1	0	15	12.0
at Florida State	02-11-12	*	28	2	4	.500	0	1	.000	0	0	.000	1	5	6	2	0	1	3	0	1	4	11.4
NORTH CAROLINA	02-15-12	*	26	3	7	.429	1	1	1.000	4	4	1.000	6	3	9	7	1	1	1	1	0	11	11.4
WAKE FOREST	02-18-12	*	24	3	7	.429	0	0	.000	0	0	.000	1	7	8	7	1	3	0	1	1	6	11.1
at Maryland	02-21-12	*	15	1	5	.200	0	0	.000	1	2	.500	2	2	4	6	1	0	1	2	0	3	10.6
FLORIDA STATE	02-26-12		DNP																				
at NC STATE	02-29-12	*	18	5	9	.556	0	1	.000	0	0	.000	3	5	8	4	0	0	1	1	0	10	10.6
BOSTON COLLEGE	03-03-12	*	31	4	5	.800	1	2	.500	1	2	.500	3	4	7	2	0	4	2	0	1	10	10.5
at Georgia Tech	03-08-12	*	26	3	10	.300	0	0	.000	1	2	.500	4	5	9	7	1	0	3	0	1	7	10.4
vs Florida State	03-09-12	*	22	2	5	.400	0	1	.000	1	2	.500	6	4	10	7	2	2	1	2	0	5	10.1
<b>Totals</b>			<b>20</b>	<b>549</b>	<b>82</b>	<b>165</b>	<b>.497</b>	<b>4</b>	<b>10</b>	<b>.400</b>	<b>44</b>	<b>64</b>	<b>.688</b>	<b>56</b>	<b>96</b>	<b>152</b>	<b>7.2</b>	<b>67</b>	<b>1</b>	<b>32</b>	<b>35</b>	<b>212</b>	<b>10.1</b>





# DeQUAN JONES

Senior | Guard/Forward | 6-8 | 221

Stone Mountain, Ga. | Wheeler

# #5

## Jones Season / Career Highs

### Points

Season: 11, vs. Appalachian State 12/30/11

Career: 16, vs. FGCU 11/25/09

### Rebounds

Season: 8 (2x) last at Duke 2/5/12

Career: 8 (3x) last at Duke 2/5/12

### Assists

Season: 3, vs. Florida State 2/26/12

Career: 3 (2x) last vs. Florida State 2/26/12

### Steals

Season: 2 (3x), last at Maryland, 2/21/12

Career: 3, at Alabama 3/23/11

### Blocked Shots

Season: 3, vs. Virginia Tech 2/9/12

Career: 4, vs. FIU 12/12/08

### Field Goals

Season: 5, vs. Clemson 1/18/12

Career: 6 (2x), last vs. Virginia Tech 3/12/10

### Field Goal Attempts

Season: 9, at NC State 2/29/12

Career: 11, vs. Virginia Tech 3/12/10

### Free Throws

Season: 5, at Maryland, 2/21/12

Career: 5, at Maryland, 2/21/12

### Free Throw Attempts

Season: 7, vs. Appalachian State 12/30/11

Career: 7, vs. Appalachian State 12/30/11

### 3-Point Field Goals

Season: 1 (2x), last at Georgia Tech 1/24/12

Career: 2, vs. Wake Forest 3/11/10

### 3-Point Field Goal Attempts

Season: 2, at NC State 2/29/12

Career: 3 (2x), last vs. Wake Forest 3/11/10

### Foul Disqualifications

Season: --

Career: --

### Minutes

Season: 31, vs. Maryland 2/1/12

Career: 32, vs. Virginia Tech 3/12/10

**As a Senior (2011-12):** Became eligible to play on Dec. 21 ... In September was told he would not participate in competition during the 2011-12 men's basketball season as the NCAA and University continued their joint investigation.

**As a Junior (2010-11):** Played in 28 games with 10 starts, averaging 4.5 points and 2.5 rebounds per game, converting 41.9 percent from the field... Grabbed five-or-more boards five times, including in NIT quarterfinal effort at Alabama (3/23)... Versus the Crimson Tide, poured in a season-high 12 points on 4-of-8 shooting from the field - including a few highlight-reel dunks, with five rebounds and a career-high three steals in a season-high 30 minutes... Put up a season-high three blocks and grabbed a pair of steals in the NIT second-round win over Missouri State (3/21)... Returned to the hardwood on Feb. 13 versus No. 5/5 Duke after missing seven games after sustaining a broken right hand during the Jan. 15 win over Boston College... Back in the starting lineup at UNC Greensboro (2/15) for the first time since returning to the hardwood after the injury, posting four points, five rebounds and an assist in 18 minutes.

**As a Sophomore (2009-10):** Played in 28 games, starting 20, as a sophomore... Came on strong during the ACC Tournament, averaging 11.7 points -- on 48.1 percent shooting from the field and a team-high 50.0 percent from beyond the arc, with 3.3 boards and 1.0 block through Miami's three-game run... Registered his fourth consecutive start in the ACC semifinal against Duke (3/13), finishing with seven points, two rebounds and a blocked shot... Posted his second-straight 14-point scoring effort on a career-high tying 6-for-11 shooting from the field with four rebounds and a block versus Virginia Tech (3/12) in the ACC Tournament quarterfinal... It marked the first back-to-back double-digit scoring performances of his career... Finished with 14 points, connecting on 5-of-7 field goals - including a career-high two three-pointers, with four rebounds, a block and a steal in the ACC Tournament win over Wake Forest (3/11)... Scored 12 first-half points -- including both three-pointers -- to set a career high for points in a half... For the season, averaged 5.7 points and 2.1 rebounds per game, while shooting 53.3 percent from the field.

**As a Freshman (2008-09):** Played in all 32 games, making three starts as a true freshman -- including back-to-back ACC contests at then- No. 5/6 North Carolina (1/17) and versus Florida State (1/21)... Had an electrifying reverse dunk in the first half at then- No. 5/6 North Carolina (1/17) that landed at No. 1 on ESPN's Top 10 Plays of the day... Finished with eight points, a then- season-high tying five rebounds, a blocked shot and an assist versus the Tar Heels in a career-high 27 minutes... Posted four-or-more rebounds seven times... Grabbed a season-high six boards, a blocked shot and a steal in 11 minutes at then- No. 3/4 Duke (2/7)... Converted his first three-pointers as a Hurricane versus Virginia Tech (1/25).

**High School:** Averaged 15.2 points, 6.7 rebounds and 4.0 blocks per game as a senior en route to Class 5-A Player of the Year honors by the Atlanta Journal-Constitution and Northwest Player of the Year accolades... Also named to EA Sports' All-America Second Team and to the Parade All-America Fourth Team... Ranked as the nation's fifth-best small forward and 28th-best overall player by ESPN.com... Considered a five-star recruit by both Scout.com and Rivals.com... Ranked fourth among small forwards by Rivals.com... Helped Wildcats finish 30-3 with a No. 18 national ranking by USA Today... Team advanced to the state title game, where the Wildcats lost by just three points... Scored 17 points in the semifinal win over Hiram to help Wheeler advance to the finals... Region 6A champions in 2008... Participated in the ISB/Nike Spring High School Classic, earning second team honors... Played three years of varsity basketball... Competed in first two seasons of prep basketball at Stone Mountain... Coached at Wheeler by Doug Lipscomb... Played AAU basketball for the Worldwide Renegades.

**Personal:** Born June 20, 1990 ... Son of Irene Bell and Clady Jones ... Brother to Camron ... Majoring in liberal arts ... Nickname is "DJ"... The most explosive athlete on the squad with dynamic hops... Also recruited by schools including Oregon, Memphis, Florida and Georgia.

## CAREER STATISTICS

Season	GP	GS	Min.	Avg.	FG	FGA	Pct.	3-Point FG	3-Point FGA	3-Point Pct.	FT	FTA	Pct.	Off.	Def.	Tot.	Avg.	PF	FO	Ast.	TO	Blk	Stl	Pts	Avg.
2008-09	32	3	353	11.0	33	98	.337	1	13	.077	19	30	.633	20	35	55	1.7	33	0	15	30	12	10	86	2.7
2009-10	28	20	466	16.6	65	122	.533	6	26	.231	24	36	.667	16	44	60	2.1	31	0	15	40	16	15	160	5.7
2010-11	28	10	389	13.9	52	124	.419	1	12	.083	22	36	.611	28	42	70	2.5	32	0	14	32	12	14	127	4.5
2011-12	21	2	376	17.9	48	108	.444	2	8	.250	28	44	.636	27	52	79	3.8	35	0	8	18	11	10	126	6.0
TOTAL	109	35	1584	14.5	198	452	.438	10	59	.169	93	146	.637	91	173	264	2.4	131	0	52	120	51	49	499	4.6

## JONES 2011-12

Opponent	Date	GS	Min	FG	FGA	Pct	3FG	FGA	Pct	FT	FTA	Pct	Off	Def	Tot	Avg	PF	FO	A	TO	Blk	Stl	Pts	Avg
at Charlotte	12-22-11	18	3	6	500	0	0	0	.000	1	1	1.000	2	4	6	6.0	4	0	0	1	1	0	7	7.0
APPALACHIAN STATE	12-30-11	21	4	8	500	0	0	0	.000	3	7	.429	2	6	8	7.0	1	0	0	4	0	1	11	9.0
UNCG	01-02-12	8	1	2	500	0	1	0	.000	1	2	.500	1	1	2	5.3	1	0	0	1	0	0	3	7.0
at Virginia	01-07-12	10	2	2	1.000	1	1	1.000	1	1	1.000	0	1	1	4.3	1	0	0	0	0	0	6	6.8	
at North Carolina	01-10-12	10	1	4	.250	0	0	0	.000	1	2	.500	1	3	4	4.2	1	0	0	1	0	0	3	6.0
CLEMSON	01-18-12	14	5	7	.714	0	1	0	.000	0	0	.000	1	1	2	3.8	0	0	1	1	0	0	10	6.7
NC STATE	01-22-12	14	4	4	1.000	0	0	0	.000	0	1	.000	2	1	3	3.7	3	0	0	0	0	2	8	6.9
at Georgia Tech	01-24-12	22	3	5	.600	1	1	1.000	0	0	0	.000	1	3	4	3.8	0	0	0	1	1	0	7	6.9
at Boston College	01-29-12	13	1	5	.200	0	0	0	.000	2	2	1.000	1	1	2	3.6	2	0	0	0	0	0	4	6.6
MARYLAND	02-01-12	*	31	1	7	.143	0	1	.000	3	6	.500	2	2	4	3.6	3	0	1	1	1	2	5	6.4
at Duke	02-05-12	23	3	5	.600	0	0	0	.000	3	4	.750	2	6	8	4.0	1	0	0	0	0	0	9	6.6
VIRGINIA TECH	02-09-12	16	2	5	.400	0	0	0	.000	0	0	.000	1	1	2	3.8	1	0	0	0	3	1	4	6.4
at Florida State	02-11-12	18	3	5	.600	0	0	0	.000	1	2	.500	3	2	5	3.9	2	0	0	1	0	1	7	6.5
NORTH CAROLINA	02-15-12	17	3	5	.600	0	0	0	.000	0	0	.000	2	1	3	3.9	2	0	1	2	1	0	6	6.4
WAKE FOREST	02-18-12	7	0	1	.000	0	0	0	.000	0	0	.000	0	1	1	3.7	0	0	0	0	1	0	0	6.0
at Maryland	02-21-12	23	1	6	.167	0	0	0	.000	5	6	.833	1	3	4	3.7	4	0	0	0	0	2	7	6.1
FLORIDA STATE	02-26-12	27	2	3	.667	0	0	0	.000	2	3	.667	1	3	4	3.7	1	0	3	1	1	0	6	6.1
at NC STATE	02-29-12	22	4	9	.444	0	2	0	.000	0	1	.000	1	3	4	3.7	1	0	0	1	0	0	8	6.2
BOSTON COLLEGE	03-03-12	*	23	3	6	.500	0	0	.000	3	3	1.000	0	5	5	3.8	4	0	1	2	2	0	9	6.3
at Georgia Tech	03-08-12	18	1	5	.200	0	1	0	.000	2	2	1.000	0	1	1	3.7	0	0	0	1	0	1	4	6.2
vs Florida State	03-09-12	21	1	8	.125	0	0	0	.000	0	1	.000	3	3	6	3.8	3	0	1	0	0	0	2	6.0

Totals	2	376	48	108	.444	2	8	.250	28	44	.636	27	52	79	3.8	35	0	8	18	11	10	126	6.0
--------	---	-----	----	-----	------	---	---	------	----	----	------	----	----	----	-----	----	---	---	----	----	----	-----	-----



# KENNY KADJI

Junior | Forward/Center | 6-11 | 251

Douala, Cameroon | Pendleton | IMG Academy | Florida

# #35

## Kadji Season / Career Highs

### Points

UM Career: 30, vs. UNCG 01/02/12

### Rebounds

UM Career: 12, vs. UNCG 01/02/12

### Assists

UM Career: 3, vs. UNF 11/19/11

### Steals

UM Career: 4, vs. Florida State 2/26/12

### Blocked Shots

UM Career: 5, vs. Florida State 2/26/12

### Field Goals

UM Career: 10, vs UNCG 01/02/12

### Field Goal Attempts

UM Career: 16, vs. UNC 2/15/12

### Free Throws

UM Career: 4, at Duke 01/02/12

### Free Throw Attempts

UM Career: 13, vs UNCG 01/02/12

### 3-Point Field Goals

UM Career: 1, at Duke 2/5/12

### 3-Point Field Goal Attempts

UM Career: 5, at Duke 2/5/12

### Foul Disqualifications

UM Career: 1 (2x), last vs. Clemson 1/18/12

### Minutes

UM Career: 37 (2x), last vs. Florida St., 2/26/12

## 2011-12 Third Team All-ACC | 2011 Orange Bowl Basketball Classic Game MVP

**As a Junior (2011-12):** Scored a then-season-high 21 points against FAU to earn 2011 Orange Bowl Classic Game MVP honors.

**As a Redshirt (2010-11):** After transferring to Miami from Florida, the big man sat out the 2010-11 season... Expected to provide front-court depth with his size and shot-blocking ability... After a promising freshman campaign at UF, played in just eight games as a sophomore before having surgery on his back on Feb. 10... Was granted a medical hardship for the 2009-10 season and has three years of eligibility for the Hurricanes.

**As a Sophomore at Florida (2009-10):** Played in 42 games with Florida over two seasons, before his 2009-10 season was cut short ... As a sophomore in 2009-10, scored a season-high five points and grabbed a season-best three rebounds in 10 minutes of action versus Florida A&M.

**As a Freshman at Florida (2008-09):** Averaged 4.4 points, 2.7 rebounds and 0.7 blocks in 12.5 minutes per game over 34 appearances... Scored in double figures four times, including a season-high 15 points on 6-of-10 shooting from the field and 3-of-3 shooting from the line, with seven boards versus UCF, and a season-high four blocked shots versus Vanderbilt... Hit 2-of-4 from the field to contribute four points versus UMKC (and future teammate Trey McKinney Jones) in Orlando... Made his first career start and grabbed a then- career-high six rebounds vs. Florida Gulf Coast... Was a perfect 3-for-3 from the field and finished with seven points and seven rebounds in the win over Georgia Southern... Scored 14 points on a career-high 7-of-10 shooting in 19 minutes vs. Longwood... Crashed the boards for a career-high eight rebounds in the win over Auburn, also dishing out a season-high tying two assists and two blocked shots, while contributing 11 points... Played a career-high 23 minutes versus Arkansas, scoring 10 points and collecting four rebounds... Scored four points and tallied five rebounds against Arkansas in the first round of the SEC Tournament... Posted four points in seven minutes of action versus Miami in the second round of the NIT.

**High School:** The fifth-ranked center in the class of 2008 by both Rivals.com and Scout.com and was rated in the top half of the ESPNU 100... Averaged 28.0 points, 12.0 rebounds and 4.0 blocks per game at Pendleton/IMG Academy, playing for coach Mike Moreau... Participated in the 2008 adidas All-America All-Star game and in the 2008 adidas Kentucky Derby Festival basketball classic... Played AAU basketball with the Florida Rams.

**Personal:** Last name is pronounced Kaad-jee ... Born May 19, 1988 ... Majoring in sociology with a minor in business administration... Has three brothers... Trained with current NBA player Jared Jeffries during the summer of 2009 at IMG Academy... Played the piano for five years.

## STATISTICS AT FLORIDA

Season	GP	GS	Min.	Avg.	Total		Pct.	3-Point		Pct.	Free Throws			Rebounds		PF	FO	Ast.	TO	Blk	Stl	Scoring	
					FGA	FG		FGA	FG		FT	FTA	Pct.	Total	Avg.							Pts.	Avg.
2008-09	34	1	426	12.5	62	128	.484	0	1	.000	24	47	.511	93	2.7	48	0	4	28	24	6	148	4.4
2009-10	8	0	45	5.6	3	8	.375	0	0	.000	2	4	.500	6	0.7	8	0	0	5	3	1	8	1.0
TOTAL	42	1	471	11.2	65	136	.445	0	1	.000	26	51	.509	99	2.3	56	0	4	33	27	7	156	3.7

## STATISTICS AT MIAMI

Season	GP	GS	Min.	Avg.	FG	FGA	Pct.	FG	FGA	Pct.	FT	FTA	Pct.	Off.	Def.	Tot.	Avg.	PF	FO	Ast.	TO	Blk	Stl	Pts.	Avg.
2011-12	30	26	852	28.4	135	271	.498	28	66	.424	72	112	.643	55	111	166	5.5	68	4	22	49	51	19	370	12.3

## KADJI 2011-12

Opponent	Date	GS	Min	FG	FGA	Pct	3FG	FGA	Pct	FT	FTA	Pct	Off	Def	Tot	Avg	PF	FO	A	TO	Blk	Stl	Pts	Avg	
TENNESSEE TECH	11-11-11	*	19	0	3	.000	0	0	.000	0	1	.000	1	4	5	5.0	2	0	1	2	0	0	0	0.0	
RUTGERS	11-15-11	*	30	6	11	.545	0	1	.000	1	4	.250	2	3	5	5.0	2	0	1	1	2	3	13	6.5	
UNF	11-19-11	*	22	4	7	.571	0	0	.000	1	2	.500	4	6	10	6.7	2	0	3	3	1	1	9	7.3	
FLORIDA GULF COAST	11-22-11	*	23	2	6	.333	0	0	.000	2	2	1.000	3	2	5	6.3	1	0	0	0	2	0	6	7.0	
at Ole Miss	11-25-11	*	11	1	4	.250	0	0	.000	0	0	.000	0	1	1	5.2	1	0	0	1	2	0	2	6.0	
at Purdue	11-29-11		2	0	0	.000	0	0	.000	0	0	.000	0	0	0	4.3	0	0	0	1	0	0	0	5.0	
UMASS	12-03-11		25	4	7	.571	0	0	.000	1	3	.333	2	5	7	4.7	3	0	0	1	3	0	9	5.6	
MEMPHIS	12-06-11		25	5	10	.500	0	1	.000	2	6	.333	2	4	6	4.9	2	0	0	1	4	1	12	6.4	
at West Virginia	12-10-11	*	30	4	6	.667	3	3	1.000	4	6	.667	0	3	3	4.7	5	1	1	3	0	0	15	7.3	
vs FAU	12-17-11	*	37	7	11	.636	3	3	1.000	4	5	.800	0	3	3	4.5	1	0	0	2	3	2	21	8.7	
at Charlotte	12-22-11	*	32	7	9	.778	2	2	1.000	2	3	.667	1	9	10	5.0	1	0	0	1	2	0	18	9.5	
APPALACHIAN STATE	12-30-11	*	21	1	5	.200	0	2	.000	1	2	.500	1	1	2	4.8	2	0	0	0	2	0	3	9.0	
UNCG	01-02-12	*	33	10	15	.667	0	2	.000	10	13	.769	5	7	12	5.3	3	0	0	3	2	0	30	10.6	
at Virginia	01-07-12	*	36	5	10	.500	1	2	.500	3	4	.750	4	6	10	5.6	3	0	0	3	1	0	14	10.9	
at North Carolina	01-10-12	*	33	7	11	.636	1	3	.333	1	3	.333	1	1	2	5.4	2	0	0	4	1	0	16	11.2	
CLEMSON	01-18-12	*	24	5	8	.625	0	2	.000	4	4	1.000	0	1	1	5.1	5	1	1	0	1	1	14	11.4	
NC STATE	01-22-12	*	35	8	15	.533	0	1	.000	4	6	.667	5	6	11	5.5	3	0	2	2	4	2	20	11.9	
at Georgia Tech	01-24-12	*	34	8	15	.533	2	4	.500	3	3	1.000	2	6	8	5.6	2	0	2	3	1	0	21	12.4	
at Boston College	01-29-12	*	36	5	9	.556	1	4	.250	3	4	.750	3	4	7	5.7	2	0	2	1	4	1	14	12.5	
MARYLAND	02-01-12		DNP																						
at Duke	02-05-12	*	32	5	8	.625	4	5	.800	1	3	.333	2	6	8	5.8	5	1	1	3	0	0	15	12.6	
VIRGINIA TECH	02-09-12	*	29	3	8	.375	1	3	.333	4	6	.667	0	4	4	5.7	0	0	0	0	3	0	11	12.5	
at Florida State	02-11-12	*	32	5	8	.625	1	4	.250	3	3	1.000	2	4	6	5.7	4	0	1	3	1	0	14	12.6	
NORTH CAROLINA	02-15-12	*	35	5	16	.313	1	2	.500	2	2	1.000	4	3	7	5.8	2	0	0	0	0	0	13	12.6	
WAKE FOREST	02-18-12	*	25	8	12	.667	2	2	1.000	0	1	.000	3	2	5	5.8	1	0	0	1	1	0	18	12.8	
at Maryland	02-21-12	*	35	5	10	.500	1	1	1.000	5	7	.714	3	5	8	5.8	1	0	0	1	1	0	16	13.0	
FLORIDA STATE	02-26-12	*	37	4	6	.667	2	2	1.000	5	8	.625	0	3	3	5.7	5	1	0	4	5	4	15	13.0	
at NC STATE	02-29-12	*	36	3	14	.214	0	4	.000	1	4	.250	3	4	7	5.8	3	0	3	1	2	0	7	12.8	
BOSTON COLLEGE	03-03-12		21	5	9	.556	3	7	.429	1	1	1.000	0	1	1	5.6	1	0	2	0	0	1	14	12.9	
at Georgia Tech	03-08-12	*	30	1	10	.100	0	3	.000	3	4	.750	2	4	6	5.6	1	0	1	1	2	3	5	12.6	
vs Florida State	03-09-12	*	32	2	8	.250	0	3	.000	1	2	.500	0	3	3	5.5	3	0	1	3	1	0	5	12.3	
Totals			26	852	135	271	.498	28	66	.424	72	112	.643	55	111	166	5.5	68	4	22	49	51	19	370	12.3



# SHANE LARKIN

Freshman | Guard | 5-11 | 160

Orlando, Fla. | Dr. Phillips (Fla.)

# #0

## Larkin Career Highs

### Points

Career: 18, vs. UNCG 01/02/12

### Rebounds

Career: 8, vs. Florida St. 3/9/12

### Assists

Career: 5 (4x) last vs. Florida St. 3/9/12

### Steals

Career: 6 (2x) last at UNC 1/10/12

### Blocked Shots

Career: 1, vs. UMass 12/03/11

### Field Goals

Career: 6, vs. Florida St. 3/9/12

### Field Goal Attempts

Career: 14, vs. Florida St. 3/9/12

### Free Throws

Career: 8, vs. Florida State 2/26/12

### Free Throw Attempts

Career: 9, vs. Florida State 2/26/12

### 3-Point Field Goals

Career: 4, at Purdue 11/29/11

### 3-Point Field Goal Attempts

Career: 5 (3x), last vs. NC State 1/22/12

### Foul Disqualifications

Career: --

### Minutes

Season: 41, vs. Maryland 2/01/12

## 2011-12 All-ACC Freshman Team | ACC Rookie of the Week - Dec. 5

**As a Freshman (2011-12):** Scored 13 of Miami's 15 points from 14:27 to 10:45 in the second half at Purdue. In that span, Larkin hit a trio of threes, a jumper and two free throws ... Scored 12 consecutive points during a 1:27 span that helped the Hurricanes rally from a seven-point deficit early in the second half against UNCG. Larkin hit three 3-pointers and converted three free throws after being fouled on an attempted 3-pointer with 13:54 remaining. Larkin's free throws put Miami ahead for good at 68-67 ... Scored three points in his first possession each of his first three games with the Canes. In his debut, Larkin drained a three moments after he stepped on the court for the first time in a collegiate game. Against UNF, Larkin made a driving layup, then hit the and-one free throw for his first three points of the game. Against FGCU, Larkin again drained a long ball for his first points of the game.

**High School:** Averaged 18.8 points, 6.4 rebounds, 6.3 assists and 3.5 steals per game as a senior at Dr. Phillips High in Orlando, Fla. ... Ended high school career with a school record 320 steals and was second in career scoring behind 2010-11 All-SEC selection Chris Warren (Ole Miss) ... Two-time all-state player ... Twice was 6A Player of the Year runner up ... Ranked among the Top 20 point guards in the country by Scout.com ... The No. 72 overall player in the nation, according to Scout.com ... Led his team to a 27-6 record his senior season, advancing to the state championship game for the second consecutive year ... Three-time district champions ... Regional champion.

**Personal:** Born DeShane Larkin on Oct. 2, 1992, but goes by Shane ... Son of Lisa and Barry Larkin, the former Cincinnati Reds 12-time All-Star shortstop ... Brother to Cymber and Brielle ... Enjoys listening to music and playing video games ... Deion Sanders, Larkin's favorite athlete growing up, gave him the nickname SugaShane ... Comes from a long lineage of athletes, including his father as well as his uncles Byron Larkin (Xavier basketball), Mike Larkin (Notre Dame football) and Steve Larkin (Texas baseball) ... Larkin originally committed to DePaul in 2010, but was granted a release from the school in August 2011 ... He was also recruited by Boston College, George Mason, Colorado and Florida State.

## CAREER STATISTICS

Season	GP	GS	Min.	Avg.	FG	Total FGA	Pct.	3-Point FG	3-Point FGA	3-Point Pct.	FT	FTA	Pct.	Off.	Def.	Tot.	Avg.	PF	FO	Ast.	TO	Blk	Stl	Pts.	Avg.
2011-12	30	17	756	25.2	64	181	.354	30	90	.333	60	69	.870	17	57	74	2.5	51	1	78	58	2	48	218	7.3

### LARKIN 2011-12

Opponent	Date	GS	Min	FG	FGA	Pct	3FG	FGA	Pct	FT	FTA	Pct	Off	Def	Tot	Avg	PF	FO	A	TO	Blk	Stl	Pts	Avg
TENNESSEE TECH	11-11-11	DNP	- Sat out due to NCAA transfer rules																					
RUTGERS	11-15-11	22	1	1	1,000	1	1	1,000	0	0	.000	0	1	1	1.0	0	0	1	3	0	1	3	3.0	
UNF	11-19-11	16	3	5	.600	1	3	.333	1	1	1,000	0	2	2	1.5	1	0	2	2	0	1	8	5.5	
FLORIDA GULF COAST	11-22-11	28	2	6	.333	1	3	.333	3	3	1,000	1	5	6	3.0	1	0	5	1	0	1	8	6.3	
at Ole Miss	11-25-11	29	1	8	.125	0	3	.000	0	0	.000	1	1	2	2.8	4	0	4	2	0	6	2	5.3	
at Purdue	11-29-11	21	5	9	.556	4	4	1,000	2	2	1,000	0	0	0	2.2	4	0	2	1	0	0	16	7.4	
UMASS	12-03-11	* 22	4	9	.444	2	3	.667	4	4	1,000	1	3	4	2.5	3	0	2	3	1	1	14	8.5	
MEMPHIS	12-06-11	* 26	3	8	.375	0	2	.000	1	1	1,000	0	3	3	2.6	0	0	0	1	0	1	7	8.3	
at West Virginia	12-10-11	19	3	8	.375	1	5	.200	1	2	.500	1	1	2	2.5	1	0	1	2	0	1	8	8.3	
vs FAU	12-17-11	27	1	3	.333	1	2	.500	0	0	.000	0	2	2	2.4	3	0	4	2	0	1	3	7.7	
at Charlotte	12-22-11	34	2	7	.286	1	5	.200	3	4	.750	0	2	2	2.4	1	0	2	2	0	1	8	7.7	
APPALACHIAN STATE	12-30-11	* 32	3	6	.500	2	4	.500	3	3	1,000	0	2	2	2.4	1	0	3	3	0	3	11	8.0	
UNCG	01-02-12	28	4	6	.667	3	4	.750	7	7	1,000	0	6	6	2.7	1	0	3	3	0	4	18	8.8	
at Virginia	01-07-12	12	0	1	.000	0	1	.000	0	0	.000	0	4	4	2.8	1	0	0	2	0	0	0	8.2	
at North Carolina	01-10-12	24	1	5	.200	1	4	.250	0	0	.000	1	0	1	2.6	1	0	4	5	0	6	3	7.8	
CLEMSON	01-18-12	12	0	1	.000	0	0	.000	2	2	1,000	1	0	1	2.5	1	0	3	1	0	3	2	7.4	
NC STATE	01-22-12	22	3	7	.429	1	5	.200	2	2	1,000	0	1	1	2.4	1	0	5	3	0	3	9	7.5	
at Georgia Tech	01-24-12	* 31	2	3	.667	2	3	.667	0	0	.000	0	0	0	2.3	3	0	5	1	0	0	6	7.4	
at Boston College	01-29-12	* 19	0	3	.000	0	2	.000	0	0	.000	0	2	2	2.3	2	0	0	2	0	1	0	7.0	
MARYLAND	02-01-12	* 41	3	11	.273	0	2	.000	6	6	1,000	2	5	7	2.5	1	0	2	2	1	3	12	7.3	
at Duke	02-05-12	* 38	2	8	.250	2	6	.333	1	2	.500	1	2	3	2.6	1	0	4	3	0	0	7	7.3	
VIRGINIA TECH	02-09-12	* 31	5	9	.556	3	5	.600	1	1	1,000	0	2	2	2.5	2	0	4	1	0	1	14	7.6	
at Florida State	02-11-12	* 34	1	9	.111	0	3	.000	3	4	.750	4	1	5	2.6	1	0	1	2	0	1	5	7.5	
NORTH CAROLINA	02-15-12	* 11	0	2	.000	0	1	.000	0	0	.000	0	0	0	2.5	2	0	2	1	0	0	0	7.1	
WAKE FOREST	02-18-12	* 30	1	5	.200	1	5	.200	0	0	.000	1	1	2	2.5	2	0	3	2	0	0	3	7.0	
at Maryland	02-21-12	* 25	1	6	.167	0	1	.000	1	2	.500	0	2	2	2.5	5	1	3	1	0	0	3	6.8	
FLORIDA STATE	02-26-12	* 28	2	6	.333	1	2	.500	8	9	.889	0	2	2	2.5	0	0	3	0	0	0	13	7.0	
at NC STATE	02-29-12	* 18	1	5	.200	0	3	.000	2	2	1,000	0	1	1	2.4	1	0	2	1	0	3	4	6.9	
BOSTON COLLEGE	03-03-12	14	1	2	.500	0	1	.000	1	3	.333	0	0	0	2.3	1	0	0	1	0	2	3	6.8	
at Georgia Tech	03-08-12	* 25	3	8	.375	0	3	.000	6	7	.857	0	1	1	2.3	2	0	3	1	0	3	12	7.0	
vs Florida State	03-09-12	* 37	6	14	.429	2	4	.500	2	2	1,000	3	5	8	2.5	4	0	5	4	0	1	16	7.3	





# TREY MCKINNEY JONES #4

R-Junior | Guard | 6-5 | 216

Milwaukee, Wis. | South Milwaukee | UMKC

## McKinney Jones UM Career Highs

### Points

UM Career: 13, at Maryland, 2/21/12

### Rebounds

UM Career: 9, at Ole Miss 11/25/11

### Assists

UM Career: 4 (3x), last vs. Clemson 2/18/12

### Steals

UM Career: 3 (3x) last at UNC 2/16/12

### Blocked Shots

UM Career: 1 (2x), last at Georgia Tech 1/24/12

### Field Goals

UM Career: 5 (2x), last at Maryland, 2/21/12

### Field Goal Attempts

UM Career: 11, Clemson 1/18/12

### Free Throws

UM Career: 3 (2x), last vs. Maryland 2/01/12

### Free Throw Attempts

UM Career: 4 (2x), last vs. Maryland 2/01/12

### 3-Point Field Goals

UM Career: 3 (2x), last at Maryland, 2/21/12

### 3-Point Field Goal Attempts

UM Career: 6 (2x) last vs. Memphis 12/06/11

### Foul Disqualifications

UM Career: 1, at Ole Miss 11/25/11

### Minutes

UM Career: 38, vs. Maryland 2/01/12

**As a Junior (2011-12):** Scored 10 points, grabbed seven rebounds and dished out four assists at Purdue in front of 30+ friends and family who came to watch live in West Lafayette.

**2010-11:** After transferring to Miami from UMKC, the combo guard sat out the 2010-11 season.

**At UMKC (2008-10):** Played basketball for two seasons at Missouri-Kansas City, appearing in 30 games and starting 25 as a sophomore in 2009-10 ... Averaged 10.9 points and 3.8 rebounds in 28.5 minutes per game, shooting a team-best 47.6 percent (110-231) from the field to rank eighth in the Summit League ... Dished out 60 assists -- second most on squad ... First half dunk was the "No. 1 Top Play of the Day" on ESPN SportCenter's Top-10 plays on Feb. 25 ... Named to the Summit League Winter/Spring Academic All-League Team.

**High School:** First Team All-Southeast Conference and high honorable mention all-suburban team honoree... Averaged 15.0 points, 6.0 assists and 5.7 rebounds per game as a senior... Helped Rockets to first North Division Championship in 22 years... Highest scoring point guard in the league, converting 49 percent from the field... Four games with more than 20 points, five rebounds and five assists... Two-year starter at point guard... Scored 545 points and shot 84.8 percent from the line over prep career... 2007 adidas Double Pump Camp All-Star... Played for Southeast Wisconsin All-Stars... Wendy's High School Heisman Trophy winner for Wisconsin... Won back-to-back Wisconsin state triple jump titles in 2007 and '08... State runner-up in the long jump in 2008, after finishing sixth at state meet as a junior... Offered track scholarships by Marquette and Minnesota... Achieved high honors in the classroom for having better than a 3.5 grade point average... Named to honor roll from his sophomore through senior years.

**Personal:** Born August 27, 1990 ... Son of Dwight Jones, and Luann McKinney & Ed Schmitt ... Brother to Laine, Mariel and Dwight ... An economics major with a minor in marketing... From an athletic family - his uncle, Mark Jones, played in the NBA for the Orlando Magic and professionally overseas and his aunt, Esther Jones, was a national champion in track and field at LSU in 1990 in the 100- and 200-meters and an Olympic gold medalist in 1992 as a member of the 4x100-meter relay.

## STATISTICS AT UMKC


Season	GP	GS	Min.	Avg.	FG	Total FGA	Pct.	3-Point FG	3-Point FGA	Pct.	Free Throws FT	Free Throws FTA	Pct.	Off.	Rebounds Def.	Total	Avg.	PF	FO	Ass.	TO	Blk	Stl	Scoring Pts.	Avg.
2008-09	31	13	581	18.7	40	98	.408	7	33	.212	24	42	.571	15	79	94	3.0	69	2	39	26	1	14	111	3.6
2009-10	30	25	855	28.5	110	231	.476	18	52	.346	89	120	.742	22	92	114	3.8	94	3	60	69	3	19	327	10.9
TOTAL	61	38	1436	23.5	150	329	.456	25	85	.294	113	162	.698	37	171	208	3.4	163	5	99	95	4	33	438	7.2

## STATISTICS AT MIAMI

Season	GP	GS	Min.	Avg.	FG	Total FGA	Pct.	3-Point FG	3-Point FGA	Pct.	Free Throws FT	Free Throws FTA	Pct.	Off.	Rebounds Def.	Total	Avg.	PF	FO	Ass.	TO	Blk	Stl	Scoring Pts.	Avg.
2011-12	31	12	737	23.8	80	172	.465	37	100	.370	18	25	.720	19	91	110	3.5	65	1	41	41	2	20	215	6.9

## MCKINNEY JONES 2011-12

Opponent	Date	GS	Min	FG	FGA	Pct	3FG	FGA	Pct	FT	FTA	Pct	Off	Def	Tot	Avg	PF	FO	A	TO	Blk	Stl	Pts	Avg
TENNESSEE TECH	11-11-11		24	4	6	.667	2	3	.667	2	2	1.000	0	4	4	4.0	2	0	0	2	0	1	12	12.0
RUTGERS	11-15-11		16	0	0	.000	0	0	.000	0	0	.000	0	2	2	3.0	0	0	0	0	0	0	0	6.0
UNF	11-19-11		15	3	6	.500	1	3	.333	0	0	.000	1	2	3	3.0	1	0	2	1	0	0	7	6.3
FLORIDA GULF COAST	11-22-11		22	3	9	.333	0	3	.000	3	4	.750	2	3	5	3.5	2	0	2	1	0	0	9	7.0
at Ole Miss	11-25-11		31	5	10	.500	2	5	.400	0	0	.000	2	7	9	4.6	5	1	3	2	0	0	12	8.0
at Purdue	11-29-11	*	32	3	10	.300	2	6	.333	2	2	1.000	2	5	7	5.0	2	0	4	1	0	0	10	8.3
UMASS	12-03-11	*	32	4	9	.444	2	5	.400	0	0	.000	0	8	8	5.4	4	0	3	1	0	3	10	8.6
MEMPHIS	12-06-11	*	36	4	8	.500	2	6	.333	0	0	.000	0	5	5	5.4	4	0	1	3	0	1	10	8.8
at West Virginia	12-10-11	*	20	1	5	.200	0	3	.000	0	0	.000	0	1	1	4.9	4	0	0	2	0	1	2	8.0
vs FAU	12-17-11	*	26	4	5	.800	2	3	.667	0	0	.000	0	3	3	4.7	2	0	4	2	1	0	10	8.2
at Charlotte	12-22-11	*	33	2	4	.500	2	4	.500	1	2	.500	2	4	6	4.8	4	0	2	1	0	1	7	8.1
APPALACHIAN STATE	12-30-11	*	27	4	6	.667	1	3	.333	2	2	1.000	0	3	3	4.7	2	0	3	0	0	0	11	8.3
UNCG	01-02-12	*	28	4	7	.571	1	4	.250	2	2	1.000	1	1	2	4.5	3	0	2	1	0	1	11	8.5
at Virginia	01-07-12	*	28	0	2	.000	0	1	.000	0	0	.000	0	3	3	4.4	2	0	0	2	0	3	0	7.9
at North Carolina	01-10-12	*	19	0	2	.000	0	1	.000	0	0	.000	0	2	2	4.2	2	0	2	1	0	1	0	7.4
CLEMSON	01-18-12	*	31	4	11	.364	2	5	.400	2	2	1.000	0	6	6	4.3	3	0	3	4	0	2	12	7.7
NC STATE	01-22-12	*	21	0	2	.000	0	1	.000	0	0	.000	1	4	5	4.4	3	0	0	3	0	0	0	7.2
at Georgia Tech	01-24-12		10	0	1	.000	0	1	.000	0	0	.000	1	0	1	4.2	1	0	1	0	1	1	0	6.8
at Boston College	01-29-12		26	3	7	.429	3	5	.600	0	0	.000	0	3	3	4.1	2	0	1	0	0	0	9	6.9
MARYLAND	02-01-12		38	4	7	.571	2	5	.400	3	4	.750	1	4	5	4.2	0	0	2	1	0	0	13	7.3
at Duke	02-05-12		16	1	4	.250	0	3	.000	0	0	.000	0	1	1	4.0	2	0	1	2	0	0	2	7.0
VIRGINIA TECH	02-09-12		19	3	6	.500	1	3	.333	0	0	.000	1	2	3	4.0	0	0	0	0	0	0	7	7.0
at Florida State	02-11-12		17	1	4	.250	1	3	.333	0	0	.000	0	3	3	3.9	2	0	1	1	0	0	3	6.8
NORTH CAROLINA	02-15-12		29	4	9	.444	3	5	.600	0	0	.000	1	2	3	3.9	3	0	2	4	0	3	11	7.0
WAKE FOREST	02-18-12		13	1	3	.333	1	3	.333	0	0	.000	2	1	3	3.8	2	0	1	1	0	0	3	6.8
at Maryland	02-21-12		28	5	6	.833	3	4	.750	0	0	.000	0	2	2	3.8	0	0	0	1	0	0	13	7.1
FLORIDA STATE	02-26-12		29	4	7	.571	2	5	.400	1	3	.333	0	6	6	3.9	4	0	0	2	0	0	11	7.2
at NC STATE	02-29-12		10	0	1	.000	0	1	.000	0	2	.000	0	0	0	3.7	1	0	0	0	0	0	0	7.0
BOSTON COLLEGE	03-03-12		21	4	5	.800	1	2	.500	0	0	.000	0	2	2	3.7	0	0	0	0	0	2	9	7.0
at Georgia Tech	03-08-12		22	1	5	.200	1	4	.250	0	0	.000	1	1	2	3.6	1	0	0	0	0	0	3	6.9
vs Florida State	03-09-12		18	4	5	.800	0	0	.000	0	0	.000	1	1	2	3.5	2	0	1	2	0	0	8	6.9
Totals		12	737	80	172	.465	37	100	.370	18	25	.720	19	91	110	3.5	65	1	41	41	2	20	215	6.9



# RYAN QUIGTAR

Senior | Guard | 5-11 | 180

Skyway, Wash. | Renton

# #11

**As a Senior (2011-12):** Saw first playing time of the year at Charlotte.

**As a Junior (2010-11):** Saw limited action in five games, knocking down his first career three-pointer in the final minutes versus Pepperdine (12/30).

**As a Sophomore (2009-10):** Came off the bench for his first action in an ACC Tournament game versus Wake Forest (3/11)... Hit his first field goal as a Hurricane versus Nova Southeastern (11/16).

**As a Freshman (2008-09):** Saw time on the court in three games for the Hurricanes... Got his first ACC action in the win over then-No. 6/7 Wake Forest (2/4).

**High School:** Three-time basketball letterwinner at Renton... Earned First Team All-Seamount League and Team MVP honors, as the point guard helped all five starters to double-figure scoring averages... Three-time Seamount League champions... As a senior, averaged 10.5 points, 4.1 rebounds, 4.0 assists and 2.1 steals per game.

**Personal:** Last name is pronounced KWIG-tar ... Born on Dec. 22, 1989 ... Son of Raymond and Christina Quigtar ... A business management major with a minor in sports administration... Has one younger brother, Jordan ... Off the court, interests include God, family, video games, bowling and shoes.

## Quigtar Season / Career Highs

### Points

Season: -

Career: 3 (2x), last vs. Pepperdine 12/30/10

### Rebounds

Season: -

Career: 2, vs. South Carolina St. 12/12/09

### Assists

Season: -

Career: 2, vs. South Carolina St. 12/12/09

### Steals

Season: -

Career: 1, vs. South Carolina St. 12/12/09

### Blocked Shots

Season: -

Career: -

### Field Goals

Season: -

Career: 1 (2x), last vs. Pepperdine 12/30/10

### Field Goal Attempts

Season: -

Career: 3, vs. Nova Southeastern 11/16/09

### Free Throws

Season: -

Career: 1, vs. South Carolina St. 12/12/09

### Free Throw Attempts

Season: -

Career: 2, vs. South Carolina St. 12/12/09

### 3-Point Field Goals

Season: -

Career: 1, vs. Pepperdine 12/30/10

### 3-Point Field Goal Attempts

Season: -

Career: 1 (2x), last vs. Pepperdine 12/30/10

### Foul Disqualifications

Season: -

Career: -

### Minutes

Season: 2, vs. Appalachian State 12/30/11

Career: 3 (3x), last vs. Pepperdine 12/30/10

## CAREER STATISTICS

Season	GP	GS	Min.	Avg.	FG	Total FGA	Pct.	3-Point FG	3-Point FGA	Pct.	FT	FTA	Pct.	Off.	Def.	Tot.	Avg.	PF	FO	Ast.	TO	Blk	Stl	Pts.	Avg.
2008-09	3	0	3	1.0	0	1	.000	0	0	.000	0	0	.000	0	0	0	0.0	1	0	0	0	0	0	0	0.0
2009-10	5	0	9	1.8	2	5	.400	0	1	.000	1	2	.500	2	0	2	0.4	3	0	2	1	0	1	5	1.0
2010-11	5	0	8	1.6	1	1	1.000	1	1	1.000	0	0	.000	0	0	0	0.0	0	0	2	1	0	0	3	0.6
2011-12	7	1	11	1.6	0	2	.000	0	1	.000	1	2	.500	1	0	1	0.1	0	0	1	0	0	0	1	0.1
<b>TOTAL</b>	<b>20</b>	<b>1</b>	<b>31</b>	<b>1.6</b>	<b>3</b>	<b>9</b>	<b>.333</b>	<b>1</b>	<b>3</b>	<b>.333</b>	<b>2</b>	<b>4</b>	<b>.500</b>	<b>3</b>	<b>0</b>	<b>3</b>	<b>0.2</b>	<b>4</b>	<b>0</b>	<b>5</b>	<b>2</b>	<b>0</b>	<b>1</b>	<b>9</b>	<b>0.5</b>

## QUIGTAR 2011-12

Opponent	Date	GS	Min	FG	FGA	Pct	3FG	FGA	Pct	FT	FTA	Pct	Off	Def	Tot	Avg	PF	FO	A	TO	Blk	Stl	Pts	Avg
at Charlotte	12-22-11	0+	0	0	0	.000	0	0	.000	0	0	.000	0	0	0	0.0	0	0	0	0	0	0	0	0.0
APPALACHIAN STATE	12-30-11	2	0	0	0	.000	0	0	.000	0	0	.000	0	0	0	0.0	0	0	0	0	0	0	0	0.0
at Boston College	01-29-12	0+	0	0	0	.000	0	0	.000	0	0	.000	0	0	0	0.0	0	0	0	0	0	0	0	0.0
MARYLAND	02-01-12	0+	0	0	0	.000	0	0	.000	0	0	.000	0	0	0	0.0	0	0	0	0	0	0	0	0.0
VIRGINIA TECH	02-09-12	0	0	0	0	.000	0	0	.000	0	0	.000	0	0	0	0.0	0	0	0	0	0	0	0	0.0
WAKE FOREST	02-18-12	1	0	0	0	.000	0	0	.000	0	0	.000	0	0	0	0.0	0	0	0	0	0	0	0	0.0
BOSTON COLLEGE	03-03-12	*	8	0	2	.000	0	1	.000	1	2	.500	1	0	1	0.1	0	0	1	0	0	0	1	0.1
Totals		1	11	0	2	.000	0	1	.000	1	2	.500	1	0	1	0.1	0	0	1	0	0	0	1	0.1



# DURAND SCOTT

Junior | Guard | 6-5 | 202

The Bronx, N.Y. | Rice

# #1

## Scott Season / Career Highs

### Points

Season: 24, vs. Maryland 2/01/12

Career: 29, at North Carolina 3/2/10

### Rebounds

Season: 8, vs. Maryland 02/01/12

Career: 12, at UConn 02/15/11

### Assists

Season: 7, vs. Maryland 2/01/12

Career: 10, at NC Central 11/14/09

### Steals

Season: 3 (5x), vs. Wake Forest, 2/18/12

Career: 4, vs. Minnesota 12/02/09

### Blocked Shots

Season: 2, vs. Rutgers 11/15/11

Career: 2, at Pepperdine 1/3/10

### Field Goals

Season: 11, vs. Maryland, 2/01/12

Career: 11(2x), vs. Maryland 2/01/12

### Field Goal Attempts

Season: 15, at Boston College, 1/29/12

Career: 17, vs. Minnesota 12/2/09

### Free Throws

Season: 16, vs. UMass 12/03/11

Career: 16, vs. UMass 12/03/11

### Free Throw Attempts

Season: 18, vs. UMass 12/03/11

Career: 18, vs. UMass 12/03/11

### 3-Point Field Goals

Season: 2 (5x), last vs. Wake Forest, 2/18/12

Career: 4, vs. North Carolina 1/26/11

### 3-Point Field Goal Attempts

Season: 5 (2x), last vs. FAU 12/17/11

Career: 5 (4x), last vs. FAU 12/17/11

### Foul Disqualifications

Season: 4, last at NC State 2/29/12

Career: 12x, last vs. Maryland 2/01/12

### Minutes

Season: 45, vs. FAU 12/17/11

Career: 45, vs. FAU 12/17/11

## 2011-11 All-ACC Honorable Mention | 2010 ACC All-Rookie Team 2010 ACC All-Tournament First Team | 2010 Four-time ACC Rookie of the Week

**As A Sophomore (2010-11):** Played in all 36 games, with 35 starts - the second most in program history, averaging 13.6 points -- second-best on the squad, 4.2 rebounds, 3.1 assists and a team-high 1.2 steals in a team-high 32.8 minutes per game, while shooting 44.5 percent from the field, 83.7 percent from the line and 39.1 percent from long range... Ranked among the ACC's leaders in scoring (12th), free throw percentage (3rd, 76th in the nation) and minutes played (6th)... His 1,182 minutes on the hardwood rank second-most in program history - just 14 minutes shy of the school record... Averaged a team-high 19.3 points, 3.3 assists and 3.3 rebounds over three NIT games, converting 50 percent from the field and 89 percent from the line... Registered 100 assists for the second-straight season, becoming the first Cane to do so since John Salmon in 2001-02... Malcolm Grant went on to dish out 100 assists as well, with the duo becoming the first teammates to notch consecutive 100-assists seasons since Thomas Hocker and Kevin Presto achieved the feat in both 1987-88 and 1988-89... His 225 career assists rank 15th in program history... Major improvement in his shooting percentage from the charity stripe (.670 to .837) and from beyond the arc (.276 to .391) between his first two seasons... Scored 10-plus points 29 times as a sophomore, with six performances of at least 20 points -- including back-to-back 20-point games to open his second campaign as a Cane and a season-high 27 points in the win over Ole Miss (11/30)... Played at least 30 minutes in 29 games, including 20 straight (11/27-2/13)... Carries a seven-game double-figure scoring streak into next season... Pulled down five-or-more rebounds 14 times, including a career-high 12 boards at UNC Greensboro (2/15) to go with 12 points and a season-high tying three steals to notch his first career double-double.

**As A Freshman (2009-10):** Played in all 33 games with 28 starts, averaging 10.3 points, 4.0 rebounds, 3.4 assists and a team-high 1.2 steals per game... Earned ACC All-Rookie Team, ACC All-Tournament First Team and Sporting News ACC All-Rookie Team honors... Four-time ACC Rookie of the Week -- the first Hurricane to earn the honor more than once... Became the first Miami rookie since Guillermo Diaz (2003-04) to score 20 points in multiple games as a freshman... His season-high 29 points at North Carolina marked the most points by a Miami freshman in over nine years... Tied an ACC freshman record with 10 assists and zero turnovers in his UM debut... Named "Outstanding Defender" at team's 2010 postseason banquet... Just the second freshman and fifth player in UM history to amass 100 points, 100 boards and 100 assists in a single season... With 113 assists, became first UM rookie in 15 years -- since Kevin Norris posted 102 assists (1994-95) -- and the fifth UM rookie to top the century mark in assists... First Hurricane of any class to achieve this since Anthony Harris registered 133 assists as a sophomore (2004-05)... Led all freshmen and ranked 10th in the ACC in assist-to-turnover ratio (1.55:1)... Among the ACC's freshmen leaders in almost every statistical category -- turning in the league's top-three assists performances by a rookie in 2009-10... ACC freshmen leader in assists per game (3.4), and among the top six in scoring (10.3 ppg) and rebounding (4.0 rpg)... Averaged 14.7 points on 48.6 percent shooting from the field, with 5.0 boards and 3.0 assists over three games in the ACC Tournament... The only ACC freshman with two games of 10 points, five rebounds and five assists -- eighth best among all ACC players... His 29 points at UNC were the second-highest point production by an ACC rookie this season, the most points by a Hurricane since Jack McClinton's 35 versus North Carolina (2/15/09) and the most points by a Miami freshman in over nine years (since Darius Rice scored 31 versus Virginia Tech on 1/10/01).

**High School:** Ranked fifth in the nation among shooting guards by Scout, eighth by Rivals and 11th by ESPN... A five-star recruit, also ranked among the top 25 overall players by Scout... Selected to play in the 2009 Jordan Brand Classic... As a senior, led Rice High School to the State Federation Class 2-A championship, earning tournament MVP honors after scoring 23 points in the title game -- including a three-pointer with 14.5 seconds left in regulation to send the game into overtime... As a junior, averaged 12.7 points, 5.4 rebounds, 2.9 assists and 1.6 steals per game en route to a 19-5 record and playoff run... Shot 89.7 percent from long range (26-29), 63.6 from the field and 75.6 from the charity stripe... Over his high school career, won two state championships and four city championships... Coached by Maurice Hicks... Played AAU basketball for the New York Gauchos who finished the 2008 season as the No. 1 ranked AAU program in the New York metropolitan area... Recruited by many of the nation's top basketball programs, including UConn, Pittsburgh, St. John's, Memphis, UCLA, Tennessee and West Virginia.

**Personal:** Born Feb. 22, 1990 ... Brother to Alve, Rushell, Shemet and Lacey ... Majoring in business management ... Off the court, enjoys playing video games... Has two older brothers and two older sisters... Nickname is "Durand Durand".

## CAREER STATISTICS

Season	GP	GS	Min.	Avg.	FG	Total FGA	Pct.	3-PT FG	3-PT FGA	Pct.	FT	FTA	Pct.	Off.	Reb. Def.	Total	Avg.	PF	FO	Ast.	TO	Blk	Stl	Pts.	Avg.
2009-10	33	28	917	27.8	126	277	.455	16	58	.276	71	106	.670	29	102	131	4.0	69	2	113	73	6	41	339	10.3
2010-11	36	35	1182	32.8	162	364	.445	27	69	.391	139	166	.837	42	110	152	4.2	93	4	112	100	4	43	490	13.6
2011-12	30	30	997	33.2	136	300	.453	19	61	.311	97	122	.795	51	111	162	5.4	67	4	93	54	5	31	388	12.9
TOTAL	99	93	3096	31.3	424	941	.451	62	188	.330	307	394	.779	122	323	445	4.5	229	10	318	227	15	115	1217	12.3

SCOTT 2011-12		TOTAL				3-PTS			FREE THROWS			REBOUNDS													
Opponent	Date	GS	Min	FG	FGA	Pct	3FG	FGA	Pct	FT	FTA	Pct	Off	Def	Tot	Avg	PF	FO	A	TO	Blk	Stl	Pts	Avg	
TENNESSEE TECH	11-11-11	*	36	3	12	.250	2	5	.400	7	8	.875	1	5	6	6.0	0	0	5	1	0	1	15	15.0	
RUTGERS	11-15-11	*	33	7	12	.583	2	3	.667	3	4	.750	2	3	5	5.5	0	0	4	0	2	0	19	17.0	
UNF	11-19-11	*	33	1	10	.100	0	1	.000	9	10	.900	0	3	3	4.7	4	0	1	0	1	0	11	15.0	
FLORIDA GULF COAST	11-22-11	*	35	2	8	.250	0	3	.000	1	2	.500	1	4	5	4.8	1	0	4	1	1	2	5	12.5	
at Ole Miss	11-25-11	*	43	3	9	.333	1	3	.333	6	9	.667	0	6	6	5.0	3	0	4	6	0	1	13	12.6	
at Purdue	11-29-11	*	32	3	7	.429	0	2	.000	6	10	.600	1	1	2	4.5	3	0	2	1	0	0	12	12.5	
UMASS	12-03-11	*	36	0	6	.000	0	0	.000	16	18	.889	2	4	6	4.7	3	0	6	1	0	1	16	13.0	
MEMPHIS	12-06-11	*	32	4	12	.333	1	2	.500	1	3	.333	1	5	6	4.9	1	0	5	2	0	0	10	12.6	
at West Virginia	12-10-11	*	30	3	10	.300	0	0	.000	0	0	.000	3	3	6	5.0	3	0	2	1	0	0	6	11.9	
vs FAU	12-17-11	*	45	7	11	.636	2	5	.400	2	2	1.000	0	1	1	4.6	3	0	2	4	0	0	18	12.5	
at Charlotte	12-22-11	*	35	7	12	.583	0	3	.000	0	0	.000	2	2	4	4.5	1	0	4	1	0	0	14	12.6	
APPALACHIAN STATE	12-30-11	*	25	7	9	.778	1	2	.500	2	2	1.000	0	2	2	4.3	1	0	4	1	0	0	17	13.0	
UNCG	01-02-12	*	36	5	10	.500	0	0	.000	7	8	.875	3	4	7	4.5	0	0	3	5	0	3	17	13.3	
at Virginia	01-07-12	*	34	4	12	.333	0	2	.000	4	4	1.000	1	2	3	4.4	1	0	3	0	0	1	12	13.2	
at North Carolina	01-10-12	*	38	4	12	.333	0	2	.000	4	4	1.000	1	4	5	4.5	3	0	3	2	0	0	12	13.1	
CLEMSON	01-18-12	*	32	4	5	.800	2	2	1.000	0	0	.000	1	5	6	4.6	2	0	4	2	0	2	10	12.9	
NC STATE	01-22-12	*	36	4	11	.364	0	2	.000	0	0	.000	2	4	6	4.6	5	1	3	4	0	3	8	12.6	
at Georgia Tech	01-24-12	*	34	3	6	.500	0	0	.000	0	0	.000	0	6	6	4.7	2	0	2	0	0	2	6	12.3	
at Boston College	01-29-12	*	32	8	15	.533	1	1	1.000	2	2	1.000	3	3	6	4.8	1	0	4	0	0	3	19	12.6	
MARYLAND	02-01-12	*	40	11	14	.786	1	3	.333	1	2	.500	2	6	8	5.0	5	1	7	2	1	0	24	13.2	
at Duke	02-05-12	*	35	3	12	.250	0	1	.000	5	6	.833	4	2	6	5.0	4	0	2	4	0	2	11	13.1	
VIRGINIA TECH	02-09-12	*	28	1	7	.143	0	1	.000	0	0	.000	1	5	6	5.0	1	0	1	3	0	1	2	12.6	
at Florida State	02-11-12	*	28	5	12	.417	1	3	.333	1	2	.500	1	4	5	5.0	1	0	3	2	0	2	12	12.6	
NORTH CAROLINA	02-15-12	*	33	7	12	.583	1	3	.333	0	0	.000	1	2	3	5.0	3	0	2	2	0	1	15	12.7	
WAKE FOREST	02-18-12	*	30	7	11	.636	2	3	.667	2	2	1.000	3	4	7	5.0	0	0	4	0	0	3	18	12.9	
at Maryland	02-21-12	*	28	5	11	.455	0	2	.000	4	5	.800	2	3	5	5.0	5	1	1	2	0	0	14	12.9	
FLORIDA STATE	02-26-12	*	33	6	11	.545	0	2	.000	5	8	.625	3	4	7	5.1	4	0	2	2	0	1	17	13.1	
at NC STATE	02-29-12	*	33	3	10	.300	0	2	.000	4	4	1.000	6	5	11	5.3	5	1	3	2	0	0	10	13.0	
BOSTON COLLEGE	03-03-12	*	24	5	7	.714	2	3	.667	2	3	.667	1	5	6	5.3	1	0	2	1	0	0	14	13.0	
at Georgia Tech	03-08-12	*	28	4	4	1.000	0	0	.000	3	4	.750	3	4	7	5.4	1	0	1	2	0	2	11	12.9	
vs. Florida State	03-09-12	DNP																							
Totals			30	997	136	300	.453	19	61	.311	97	122	.795	51	111	162	5.4	67	4	93	54	5	31	388	12.9





# ERIK SWOOPE

Sophomore | Forward | 6-6 | 230

Lake Elsinore, Calif. | Harvard-Westlake

# #21

**As a Sophomore (2011-12):** Grabbed a team-high eight rebounds to go along with six points, three steals, two blocks and assist against Rutgers ... Nearly passed his career high of 13 points with 11, and matched his career high in steals with three in the season opener ... He finished game with six rebounds and shot 62.5 percent (5-8) from the field.

**As a Freshman (2010-11):** Played in 29 games, making nine starts as a true freshman... Named to the 2011 ACC All-Academic Basketball Team... Averaged 1.4 points and 1.0 rebound in 6.5 minutes per game... After averaging just 3.8 minutes per game over the first 11 games this season, started eight-straight outings (12/22-1/23) - including five ACC games - for the Hurricanes with 14.6 minutes per game over that span, including a season-high 23 minutes versus Pepperdine (12/30).

**High School:** Named Mission League Most Valuable Player... The L.A. Daily News referred to him as the "most dominant boys' basketball player" in the San Fernando Valley... Rated as the No. 41 power forward by ESPN... As a senior, averaged 21.8 points, 8.9 rebounds, 1.6 assists and 1.5 blocks per game, converting 74 percent from the field and 71 percent from the foul line... Registered 16 games of 20-or-more points, including eight games with 30-plus points... Scored in double-figures in all but two games as a senior... Averaged 26.2 points per outing over his last six games... Picked up 12 double-doubles as a senior, including a 30-point, 21-rebound effort against South Hills... Turned in a season-best 40 points on 14-of-17 shooting from the field - adding a 12-of-13 touch at the charity stripe - in a win over Notre Dame Prep... Collected three-straight games of 30 points against Palos Verdes, South Hills and Calabasas... Picked up 2.8 steals per game... As a sophomore, helped his team to the runner-up title of the Mission League... Selected as an ESPN Rise California State Stat Star of the Week (Feb. 11, 2010)... Coached by Greg Hilliard... Played AAU basketball for Pump N' Run Elite... Attended the same high school that produced NBA players Jason Collins (Atlanta Hawks) and Jarron Collins (Phoenix Suns).

**Personal:** Last name is pronounced Swope ... Born May 8, 1992 ... Son of Denise and Gerald Swoope ... Brother to Devin Swoope ... Majoring in business marketing ... Attacks the basket with reckless abandon, and has the ability to finish plays in traffic ... Actor Ashton Kutcher was his freshman football coach at Harvard-Westlake ... Has been practicing yoga for three years.

## Swoope Season / Career Highs

### Points

Season: 11, vs. Tennessee Tech 11/11/11

Career: 13, vs. Pepperdine 12/30/10

### Rebounds

Season: 8, vs. Rutgers 11/15/11

Career: 6, vs. NC Central 11/19/10

### Assists

Season: 2, at West Virginia 12/10/11

Career: 2, at West Virginia 12/10/11

### Steals

Season: 3 (2x), last vs. Rutgers 11/15/11

Career: 3 (3x), last vs. Rutgers 11/15/11

### Blocked Shots

Season: 2 (2x), last vs. UNF 11/19/11

Career: 2 (2x), last vs. UNF 11/19/11

### Field Goals

Season: 5, vs. Tennessee Tech 11/11/11

Career: 4, vs. Pepperdine 12/30/10

### Field Goal Attempts

Season: 8, vs. Tennessee Tech 11/11/11

Career: 8, at Duke 1/2/11

### Free Throws

Season: 2 (3x), last vs. App State 12/30/11

Career: 5, vs. Pepperdine 12/30/10

### Free Throw Attempts

Season: 4 (2x) last vs. UNF 11/19/11

Career: 7, vs. Pepperdine 12/30/10

### 3-Point Field Goals

Season: --

Career: --

### 3-Point Field Goal Attempts

Season: 1, vs. Tennessee Tech 11/11/11

Career: 1, vs. Tennessee Tech 11/11/11

### Foul Disqualifications

Season: 2, last vs. Memphis 12/06/11

Career: 2 - 1 in 2010-11, 1 in 2011-12

### Minutes

Season: 36, at Ole Miss 11/25/11

Career: 36, at Ole Miss 11/25/11

2009-10			
Opposition	P	R	A
Jacksonville	0	0	0
at Memphis	1	0	0
N.C. Central	4	6	1
at Rutgers	0	0	0
McNeese St.	0	0	0
at FGCU	0	1	0
UCF	0	0	0
Oral Roberts	0	0	0
Rice	4	1	1
Akron	3	3	0
Pepperdine	13	4	1
at Duke	6	2	0
at Clemson	0	2	1
BC	4	1	0
Florida St.	5	2	1
at NC State	0	0	0
UNC	0	0	0
at Virginia Tech	0	0	0
Georgia Tech	0	1	0
Virginia	0	1	0
at Wake Forest	0	1	0
Duke	0	0	0
at UNCG	0	1	0
at Florida St.	0	1	0
at Georgia Tech	0	2	0
Virginia	0	0	0
FAU	0	0	0
Missouri St.	0	0	0
at Alabama	0	0	0

## CAREER STATISTICS

Season	GP	GS	Min.	Avg.	Total			3-Point			Free Throws			Rebounds			Scoring		
					FG	FGA	Pct.	FG	FGA	Pct.	FT	FTA	Pct.	Off.	Def.	Tot.	Avg.	PF	FO
2010-11	29	9	189	6.5	11	25	.440	0	0	.000	18	30	.600	12	17	29	1.0	26	1
2011-12	22	8	261	11.9	22	45	.489	0	2	.000	8	16	.500	19	20	39	1.8	44	2
TOTAL	51	17	450	8.8	33	70	.471	0	2	.000	26	46	.565	31	37	68	1.3	70	3

## SWOOPE 2011-12

Opponent	Date	GS	Min	FG	FGA	Pct	3FG	FGA	Pct	FT	FTA	Pct	Off	Def	Tot	Avg	PF	FO	A	TO	Blk	Stl	Pts	Avg	
TENNESSEE TECH	11-11-11	*	30	5	8	.625	0	1	.000	1	2	.500	3	3	6	6.0	3	0	1	1	1	3	11	11.0	
RUTGERS	11-15-11	*	33	2	2	1.000	0	0	.000	2	4	.500	3	5	8	7.0	3	0	1	0	2	3	6	8.5	
UNF	11-19-11	*	33	3	3	1.000	0	0	.000	2	4	.500	2	1	3	5.7	4	0	1	1	2	1	8	8.3	
FLORIDA GULF COAST	11-22-11	*	22	2	5	.400	0	0	.000	0	0	.000	3	0	3	5.0	4	0	0	1	0	0	4	7.3	
at Ole Miss	11-25-11	*	36	3	4	.750	0	0	.000	0	0	.000	2	1	3	4.6	4	0	0	2	1	0	6	7.0	
at Purdue	11-29-11	*	19	2	2	1.000	0	0	.000	0	0	.000	0	1	1	4.0	5	1	1	1	1	1	4	6.5	
UMASS	12-03-11	*	17	3	6	.500	0	0	.000	0	2	.000	1	1	2	3.7	3	0	1	0	1	0	6	6.4	
MEMPHIS	12-06-11	*	15	1	4	.250	0	0	.000	0	0	.000	3	1	4	3.8	5	1	0	0	0	0	2	5.9	
at West Virginia	12-10-11	*	14	0	2	.000	0	0	.000	0	0	.000	1	2	3	3.7	2	0	2	0	0	0	0	5.2	
vs FAU	12-17-11	*	10	1	2	.500	0	0	.000	0	0	.000	0	1	1	3.4	1	0	0	0	1	1	2	4.9	
at Charlotte	12-22-11	*	4	0	0	.000	0	0	.000	0	0	.000	0	1	1	3.2	1	0	0	0	0	0	0	4.5	
APPALACHIAN STATE	12-30-11	*	5	0	1	.000	0	0	.000	2	2	1.000	0	0	0	2.9	0	0	0	0	1	0	2	4.3	
UNCG	01-02-12	*	3	0	0	.000	0	0	.000	0	0	.000	0	0	0	2.7	1	0	0	0	0	0	0	3.9	
at Virginia	01-07-12	DNP																							
at North Carolina	01-10-12	*	2	0	1	.000	0	0	.000	0	0	.000	0	0	0	2.5	1	0	0	0	0	0	0	3.6	
CLEMSON	01-18-12	DNP																							
NC STATE	01-22-12	*	6	0	1	.000	0	0	.000	1	2	.500	0	0	0	2.3	2	0	0	0	0	0	1	3.5	
at Georgia Tech	01-24-12	DNP																							
at Boston College	01-29-12	*	1	0	0	.000	0	0	.000	0	0	.000	0	0	0	2.2	0	0	0	0	0	0	0	3.3	
MARYLAND	02-01-12	*	6	0	2	.000	0	1	.000	0	0	.000	1	1	2	2.2	2	0	0	0	0	0	0	3.1	
at Duke	02-05-12	DNP																							
VIRGINIA TECH	02-09-12	*	0	0	0	.000	0	0	.000	0	0	.000	0	0	0	2.1	0	0	0	0	0	0	0	2.9	
at Florida State	02-11-12	DNP																							
NORTH CAROLINA	02-15-12	DNP																							
WAKE FOREST	02-18-12	*	1	0	0	.000	0	0	.000	0	0	.000	0	0	0	1.9	1	0	0	1	0	0	0	2.7	
at Maryland	02-21-12	DNP																							
FLORIDA STATE	02-26-12	DNP																							
NC State	02-29-12	DNP																							
BOSTON COLLEGE	03-03-12	*	3	0	2	.000	0	0	.000	0	0	.000	0	2	2	2.0	1	0	0	0	0	0	0	2.6	
at Georgia Tech	03-08-12	*	1	0	0	.000	0	0	.000	0	0	.000	0	0	0	1.9	0	0	0	0	0	0	0	2.5	
vs Florida State	03-09-12	*	0	0	0	.000	0	0	.000	0	0	.000	0	0	0	1.8	1	0	0	0	0	0	0	2.4	
Totals			8	261	22	45	.489	0	2	.000	8	16	.500	19	20	39	1.8	44	2	7	7	10	9	52	2.4

# Fast Breaks: Garrius Adams

They are stories of perseverance. Stories about growing up, becoming men and being a part of a family. One-by-one, we hear from them. These are the Miami Hurricanes...

**I was raised** in Raleigh, NC. I was born and raised there. I was the only child and I had a lot of family to support me. When I was growing up I played basketball and soccer. Soccer was actually my first love. I played soccer until I was 13 or 14. It got way too hot in North Carolina, it's like a dry heat, so I just stuck with an indoor sport.

**I started playing basketball** when I was five or six. Probably because that's when those Fisher Price goals started coming out and I was dunking and all of your friends were talking about how high you could dunk on your Fisher Price goal.

**I secretly wish** I was five inches taller. I wish I was 7 feet. I feel like everything in basketball would be so much better if I was 7 feet.

**I'm a Miami Hurricane because** of my teammates, because of how they treated me so well on my visit. Also because I have a grandmother here and she always wanted me to visit more and it was awkward because I did not know I would be going here. Since I was an only child and really close to my family I thought I would stay in the state of North Carolina. But after taking a visit, I met my grandmother and just seeing her again here, I knew I would have another time here outside of school. She comes to games and tries to be the loudest one in the stands.

**When I played basketball as a kid,** I pretended to be Kobe Bryant, that was my favorite player. He still is, hands down. There was nobody else I imitated. I always watched Michael Jordan but Kobe was more of my time and he was doing all of the dunks and he was athletic and I stuck with him.

**Playing basketball** has given me something to do to keep me occupied and it is what I've been doing since I was a little kid. It's one of the best things I know how to do. It's kept me out of a lot of trouble.

**My family** is mostly from the East Coast. I probably have a family member in every state on the East Coast which is good because I always have support. My family is really strong and really close so my family is really big to me.

**Competition is** hard work and fun. Being born and raised in North Carolina, the ACC is everything. Competition is the most fun I've had, just being in this conference every night in and out.

**The U** is very family orientated and a really nice community. It's pretty much a small community and city and I really like it. I've been here for three years now. I haven't had any problems.

**When I was introduced to Coach L** I was very nervous and excited. I was excited to see what he had to say. When we first met him it was right when he had his conference and his excitement to me was just incredible. It was something you just had to be there to see it and you could tell he took his job very seriously from the first day. Ever since then we've had a good time.

**The hardest part about being away from home** probably family, especially when I have five little nephews and to not see them grow up

and they're growing up with all women. I don't really like that too much. I always wanted to be that male figure since I never had one. I had my father but I never had a brother. You miss a lot of events and stuff like that.

**One thing everybody should know about Miami Basketball** is it's a different team this year. Coach L is really doing a good job of setting down a great foundation of fundamentals. He's doing a really great job of just building character around the whole program and I think by the end of this year you'll definitely see the change and when you watch us play it's a big change.

**I'm closest on the team** with Durand and Reggie. Durand and I are in the same year. We're the only two left of our class. Because we're in the same year we're usually in the same housing. For example last year Durand and I were neighbors and we were the only two who were always together and had a lot of time together. Reggie and I are both from North Carolina. I knew him before I came here so we go home, we plan trips together to go home. I go stay with him and he stays with me so we're always together.

**I'll never forget** my visit to the University of Miami when I was in high school. I took a lot of visits before I committed here. The thing I won't forget is the family atmosphere. I felt coming down here, especially with my team, is kind of like I just fit in which is exactly what I was looking for. In basketball you're always getting better but sometimes with people it doesn't always work or it's just different from you. With this group here, we all fit together and I just felt at home.

# Fast Breaks: Raphael Akpejiori

They are stories of perseverance. Stories about growing up, becoming men and being a part of a family. One-by-one, we hear from them. These are the Miami Hurricanes...

**Playing basketball has given me** the chance to travel to a lot of countries and meet a lot of people. Just have fun in general and get an education. Be in Miami, make a lot of friends.

**I was recruited** when I was in high school in Kansas by a bunch of different schools. Miami was a good place, I liked the coaches and the school. I liked that it was a small school. It's generally a nice place and they play in the ACC so that's really what drew me closer. I get to play against a pro every night and a good team or a good Hall of Fame coach or Hall of Fame coach in the making.

**When I was introduced to Coach L** he was a different breed I would say. He's just like my dad, a very straightforward person, a guy who looks you in the eye and tells you how it is. He's not going to be rude to you, but he's going to tell you. He is more fun than his age tells. He's 61 and he sounds like he's really old but he's like a 30 year old.

**When I played basketball as a kid I pretended to be** Shaq because I was the biggest person on the court and at that time and Shaq was winning all the rings with the Lakers. So I pretended to be Shaq for a while, then I pretended to be Tim Duncan. After that, I pretended to be LeBron James.

**Lagos is** full of too many people and traffic. That's the first thing that comes to my mind. You wake up in the morning and say you want to go from here to a distance of like South Beach, it would take you like two hours to get there because of the traffic. First thing that comes to mind is the traffic and the second thing is there are a lot of crazy people out there and a lot of fun people. I was back for a while to visit before I came back here for high school. My family still lives in Nigeria, all of them.

I just wanted something new. I had a scholarship to go to high school and I was good at basketball so I figured I would go [to the United States] and experience another world. It wasn't really tough, it was more fun and more of an adventure until I dislocated my ankle. That was really tough. That was in 2008 when I first got here. I couldn't play basketball for a whole year. I was basically useless to a lot of people, but some people were still kind to me until I got back to playing.

**I'll never forget** what my father told me when I was going to school in Nigeria and he was dropping me off. He told me "never cheat anyone and never allow myself to be cheated by anyone," so that's something I will never forget.

**I secretly wish** I played football. I see Calvin Johnson and Jimmy Graham and sometimes I think I could do that. On Sundays, everyone is wearing your jersey and you see old people going crazy. I think I can put on a tight end's jersey or a wide receiver's jersey.

**My personal goals** are to graduate with a mechanical engineering degree, to play in the NBA for a long time, to raise a family, and maybe be a lawyer some day.

**When I was growing up** I had a lot of fun with my sister. She was like my first best friend. We were together for a long time. Now she's grown and she's about to get married and it's just weird.

**In mechanical engineering** you just think about everything that works. Every single thing from the design of your spoons that you eat with, your house, your cars, your bridges and everything. Just anything that works. There's a process that makes it work. There's someone who designs it. There's a calculation.

**To be an engineer** you have to be perfect. Every little thing is in detail. The end of the bottle cap of a bottle is in detail. So in basketball, every little screen set, every angle of the screen, every turn, the way you stand to get a rebound, everything is in detail. There's a place you have to be for that to work. The spin behind the ball, the arc, when you shoot the ball, the form. So that's how mechanical engineering transitions to the court on every play. Everything is in detail.

**My dad** got married twice. We have six kids in my family and growing up was very fun because there was never a dull moment and there was always something going on. There's always a fight, and after a fight there's always laughter so it was fun. We went to church like three times a day so we grew up being Christians and tried to live life the best way we could and be nice to other people, hoping that people would be nice to us.

**At the U** I've learned so much from my professors, especially Dr. Rahm. He's a pain in the rear but he's a good guy. He really knows what he's saying. He's someone who is really good at what he does. I also learned a lot from Coach Haith when he was here. He was a nice person and he always took interest in what you did, how your life was. Also from Coach Larranaga. He has a winner's mentality. He knows how to do things the right way from the smallest things to the hardest things. He tells you to try to have class and attitude and be a good person overall.

**My favorite thing about being a part of the U family** is that everyone knows everyone. I know all the football players, they all know who we are. I know all the swimmers, names and last names. All the rowers, all the athletes. It's like a little family. The U is like a little cult where you go outside and you represent and someone throws the U up and you go hyper.

**I am** a competitive person. I hate losing. I learned to suck it up when you lose. Sometimes you play really well and you still lose, but being a competitive person gives you an edge to keep going and you know that you can win more than you lose. Everything I do, I do it hard and I try to do it well to the best of my abilities. Competition at the U is good. We have teammates who don't like to lose either so it makes it more fierce while you're competing against each other.



# Fast Breaks: Rion Brown

They are stories of perseverance. Stories about growing up, becoming men and being a part of a family. One-by-one, we hear from them. These are the Miami Hurricanes...

**The U** means great tradition and pride, lots of pride.

**My family** means the world to me. Everything I do is for them.

**Playing basketball** has given me great opportunities and a chance to see places I never thought I'd ever see like Arkansas and Vegas, I had never been to Vegas. I went my senior year in high school to an AE tournament. So just basketball has allowed me to see amazing places that I never thought I would ever see in my life. It also allowed me to come to college to get a free education, travel the world. It's just a great experience.

**I like** to swim. That's the first thing that came to my head. My dad taught me how to swim when I was two years old. So I have always loved water. I love going to the pool and swimming, diving, actually, if I wasn't playing basketball that's probably what I'd be doing. I didn't swim in high school, we didn't have a team in high school, but in middle school I did. My best race was just a regular freestyle.

**When I was introduced to Coach L** we all met him in the conference room. He came in with a big smile, shook everybody's hand. The look in his eyes was just funny, I could just tell that he was like, 'Okay, this is going to be good'.

**I started playing basketball** when I was in sixth grade, it was rec basketball, my first time playing organized basketball. The most I remember was, I actually shot one in the wrong goal my very first game. I'll never forget that.

**The hardest part of being away from home** is not being able to see my son. I have a four-month-old son. So that's probably the hardest part about not being home. I'm always thinking about what he's doing, he might be doing something new today. So that's probably the hardest part.

**I've learned from Coach L**, that patience is a virtue on the court. Slowing everything down, that's the best thing that I've learned. I was always in a hurry, everything I did. Basically, if I have the ball in a pass or a shot situation, I see it, I look at everybody around me and think 'Okay, is this the right thing to do right now', instead of just rushing into it. It's like "is this the best shot or is this the best pass, is there somebody else open?" So just slowing everything down in my head and just knowing that I don't have to do everything right away. I can take my time and make the right play.

**I was raised** in Savannah, Ga., for about four or five years then I moved to Hinesville, Ga., and played high school basketball there, and then here at Miami. We had the southern hospitality down there so everything was real respectful with 'Yes ma'am, No ma'am'. You never talked back. Everything that they said that's what happened.

**When I was growing up** I would actually say that I had a great childhood. My parents were always there. I was their only child, and my parents were always there. My dad was basically like a brother to me, also. We did everything together; football, basketball, everything. We had a real great family and they were always there for me. They did everything for me. They are still there, every step of the way.

**When I played basketball** as a kid, I pretended to be Tracy McGrady. That was always my favorite player. I just liked his style, just everything about him. He always looked so sleepy, like he wasn't going to do anything and then he has the ball and he's going at you, so it kind of throws you off. And a lot of people say I played like him when I was younger because my face never changed. I had no emotion, so that's probably who I looked up to the most.

**I'll never forget** when I got chased by a dog and I had to jump on top of a car and my knee went through the windshield. My whole body ended up in-

side the car. My knee just broke and shattered the windshield. I had to get nine staples in my right knee. That's probably why the reason I have tendinitis in both my knees too. I'm sure that didn't help.

**I am a Hurricane** because I wanted to play in the ACC. I grew up watching my dad play at Georgia Tech and all the ACC teams. I just felt like this would be a great place to live. They had a great coaching staff before and they have a great coaching staff now, so it felt like this is where I belong.

**Some of my personal goals** include just being successful in life whether that be playing basketball or doing other things. I want to own my own restaurant, so just doing that and just being successful and able to take care of my family. I want to have an Italian restaurant. I just always had it in my mind because the way my name is spelled everybody would call me 'Rion' (Ree-on). And I just thought it sounded Italian. So I could have a restaurant called Rion. I just always had that in my head. But it might not work out like that. My favorite Italian meal is just regular pasta. I like chicken Alfredo and pasta with the meat marinara sauce, basically spaghetti. Those are my two favorites.

**At the U**, I've learned so much from Reggie Johnson. He was one of those people that when I first got here he was always in my head. I got tired of him, he got on my nerves, but when I really think about it, he was always trying to help me and guide me through the little things. Even off the court stuff that I was going through, like problems with school or personal stuff from home I was letting get to me. He would always talk to me, and tell me 'Hey, you've got to leave that outside for right now, you've got other work to do. If you do this, everything else will take care of itself.' I learned a lot from him.

**My favorite thing about the U family** is that we are very close knit. We do everything together. We go out to eat, everybody goes. We go hang out and play video games, everybody is there. It is just a great family atmosphere. Everyone is laughing and joking, I love these dudes, it's just funny.

**In high school** I tried to score 40 on this one kid I didn't like. He was just one of those kids that ever since we were little, playing rec ball together, we just always grew up going at each other. So in high school we met one time, and I really wanted to score 40 on him, and I actually scored 42, it was my career high in high school.

**I didn't think** I would be playing college basketball at around ninth or 10th grade. It got a little frustrating for me. Things weren't working out. In my mind I wasn't the player that I needed to be to get to college. But, of course my dad stayed on me, we worked hard, I worked hard from the 10th to 11th grade - it basically felt like I was in college already. Waking up at six in the morning, I woke up shooting in the gym at the YMCA before I would even go to school, and after school I had to meet my dad over there. He stayed on me, so that's what I have to say about that.

**We have great competition** in the ACC. The games we play every day. Everything is in the margin of two to three points, so the plays you make at the end determine whether you lose by two or three or win by two or three. And with Pitt and Syracuse coming into it, it's about to be even better.

**I secretly wish** that I was about 7'2". I just always had it in my head that I was going to be seven feet tall since I was little. My dad is 6'6 and I'm 6'6, too, so it's just my imagination, but I thought was going to be seven feet.

**Georgia** is home. That's where my family is. That's my love. That's what I do it for, Georgia.

# Fast Breaks: Bishop Daniels

They are stories of perseverance. Stories about growing up, becoming men and being a part of a family. One-by-one, we hear from them. These are the Miami Hurricanes...

**Playing basketball** has given me the opportunity to do many things that my family has never done before. I'm the first in my family to actually go to college and do something better with my life, rather than being on the streets or something like that.

**When I was introduced to Coach L**, I was at my house. I didn't know too much about him. He came down to try and convince me to stay with my commitment to Miami. I didn't know too much about his background, but he explained a lot, about what he's been through, who he knows, all of that. It made me realize that he's a good man all-around and coaching-wise.

**When I played basketball as a kid**, I never really pretended to be anybody else. As I was growing up, mostly I was into Michael Jordan. Everybody will say he's the best, if you watched his games and saw what he was doing, so I tried to be like him but I want to be one of the greatest.

**The hardest part of being away from home** is the food. Being so far away, the food is just not the same down here. I'm not used to eating fast food or any of that. I'm used to home-cooked meals, which I don't have here.

**The U** is about legacy. The swagger about it, the toughness, the simple fact that it intimidates people when they step on the field or the court, that's what the U is about.

**At the U, I've learned so much from** everybody. I've learned the same amount from every individual I've encountered. I don't think I've been here long enough to say one person more than another.

**Some of my personal goals** are to graduate from college and make it past just college basketball. Maybe become a professional, either overseas or in the NBA.

**Dunking** is in my genes. When he was younger, my dad could do basically the same things I can do and probably even more. Athleticism is in my genes. The reason why it stands out is because it's entertainment. More people like to see a dunk than a jump-shot or lay-up. The more you dunk, the more entertaining it is, and that's just how the hype comes.

**I don't think people realize** how fast I am until they actually see me on the court or see me play themselves. When Coach L came to me he told me he was looking for a running team, and that's the type of system he liked. To get as many basket attempts as possible, I think it should help a lot, getting up and down the floor as fast as we can.

**My pull-up jumper** and decision-making are two of the stronger assets of my game. If you've never seen me play and only seen highlights, you wouldn't know that.

**Everybody on the team** is equally close. We all hang out, go out together, whether it's to the movies or going out to eat, we're all equal. There are no cliques or anything, we're just one big group.

**Word of God** was a great experience. I was there for three years, and was there for John Wall's senior year. It was me and Dez Wells (Xavier) carrying on the legacy. There were ups and downs. We were tired from traveling and all that, but at the same time, we got to experience a lot of things kids don't experience. The things we got to do, and the people we played with, are remarkable. There's nothing better than to do something at your best, and that's what we did.

**We went hard every day** at Word of God, even with each other, just fouling hard and playing physical. We did whatever it took for us to get better. Going out there and doing it on the court, it was a great experience for all of us.

**I have** everything I want. I'm satisfied with what God gave me. He gave me what He gave me for a reason, so I can't say I wish I had something else. If anything, I wish that, even though I work hard, that I work even harder. There are no physical attributes I wish I could have or anything like that, it happened for a reason.

**Family is** first. Whatever I do, I always have in my mind that I'm doing it for my family. I haven't always had the best of anything, so I do it for my family back home, my friends, my circle. I don't have a big circle, but I do it for them. I'm just trying to make it like everyone else.

**I was raised** to never quit. That's one thing my mom and dad instilled in me growing up. Through tough times, when certain situations didn't go my way, they told me to never quit. No matter what it was either. It could be to the point where I'm in the worst situation possible, but they never wanted me to quit. I always take situations like that, put the blame on myself, and see what I can do to make it better.

# Fast Breaks: Julian Gamble

They are stories of perseverance. Stories about growing up, becoming men and being a part of a family. One-by-one, we hear from them. These are the Miami Hurricanes...

**I was raised** in many different places. I moved around a lot as a child and met a lot of different people so that makes me very social, very easy to get along with and very outgoing. It helps me very easily adapt to different situations.

**I started playing basketball** when I was young. I grew up in North Carolina. It's a basketball state. I grew up around the ACC. I grew up watching North Carolina play. The Tar Heels were my favorite team, obviously not anymore since we play them, but where I grew up definitely influenced me to play basketball. I started young, probably around five.

**My favorite holiday** is Christmas, not necessarily because of getting gifts and giving gifts but because of the theme of the holiday and being with family and being able to give people gifts. Not necessarily things they can see, like material things, but things they'll remember for a long time and things that will change people's lives.

**Nobody knows** that I can cook. I've never even cooked for anybody but I can cook for myself. I have to eat, I eat a lot. I learned how to cook at a young age because my mom would travel a lot. I'm really good at making French toast. I lived one week straight off of just French toast.

**To be a Miami Hurricane** means a lot. I take a lot of pride in it. When I go home that's how people identify me as I'm the guy who went to Miami. Especially where I'm from, not a lot of people made it out. It's definitely a pride thing and I represent it everywhere I go with that in the back of my mind I know that I have to carry myself in the correct manner at all times.

**Right now I'm listening to** J. Cole. He's from North Carolina so it's like a sense of pride thing and when I listen to music I like lyricists and people who talk about different things in a song. Not something you can just listen to once and get it or just a catchy beat. I like a lot of music with content in it so it's definitely on repeat right now.

**If I wasn't playing basketball** I would be coaching somewhere or broadcasting or doing something with video. I'm very articulate and it's easy for me to talk to people. I don't get nervous in front of large crowds. I like teaching and I love basketball so all of that helps me to do some stuff now, especially since I started doing it at such a young age.

**When I was younger** I wanted to be a professional basketball player. I never thought I would make it to this level or have the opportunity to be able to play pro after college. Just to be here is a dream come true but I know I still have a long way to go.

**My family** is probably the most important thing in my life. My family is my motivation. I do everything for my family. I talk to my mom all the time. I have my mother, my sister and my grandmother's names all tattooed on my arm, I see it every day. Family is definitely a very important part of my life.

**Legacy** it is what you make it. I think some people put more of a premium on it than others, but I really feel like when it comes to legacy,

most of your legacy is made off the court than on the court within your career here. Of course you can make great moments on the court and people will remember that, but I think people remember more so who you were than how you played.

**My favorite UM athlete** is Jacory just because of the type of person he is. I know him and he's very humble, he's very intelligent and with the type of scrutiny he's under every game, one mistake people turn on him and he's still the same person, he doesn't change. I definitely look up to him in a sense of adversity and I hope our team can do the same.

**The U** is a special place. I committed to come here before I even saw the campus. I just had a good feeling about the coaching staff and the people here. Once I met the team, it's a real family atmosphere and everyone is so close-knit you can walk around and all of the athletes know each other and speak to each other when we see each other and it's just a very unique place. It's definitely one of a kind.

**At The U, I've learned so much from** Adrian Thomas. He just left and it's crazy because I'm in a similar situation. He was here for six years because he had two season-ending injuries and now that I have a season-ending injury. I kind of get to go down that same path and I just hope I can be half the person he was because he definitely dealt with adversity and still kept his head high and came out on top.

**Before every game** I try not to think about the game as much as I try to stay focused on the team and my teammates and go out and do anything possible to help them win. Not go out and score 20 points but if I need to get a block to win the game or a couple rebounds, I'm fine scoring no points and getting two rebounds and a block to win the game. I don't really care about stats.

**My favorite movie** is I'd have to say Friday After Next. I watch so many movies I don't have one favorite but that's just the one I'm watching the most on Netflix all the time.



# Fast Breaks: Malcolm Grant

They are stories of perseverance. Stories about growing up, becoming men and being a part of a family. One-by-one, we hear from them. These are the Miami Hurricanes...

**I started playing basketball** at the age of four. When I was young and my parents wanted me to stop crying they would put on Michael Jordan "Come Fly with Me" and I would sit on the end of the couch and watch the whole tape.

**My family** is my whole life. I love them. They've been with me through thick and thin and I don't know where I would be without them.

**The U** is a family-oriented place. I'm so glad I came here and I'm always going to be a part of the U.

**Playing basketball** has given me so many experiences. It has shown me that I have truly been blessed and I'm just thankful every day that I'm able to play the game. I've been able to travel around the world. I've been to France because of basketball. I've played in the world's most famous arena in Madison Square Garden, so the game means everything to me. Basketball has given me so much joy. When I'm having problems off the court, those problems go away when I step on the court because it's something I love doing. It's my life. Hopefully, one day when I have kids, I can pass it on to them.

**I like to** play video games, watch movies, and sing in the house, stuff like that. I play NBA2k the latest one, Uncharted, things like that. When I get my vocals warmed up, I think I can compete at a high level.

**When I was introduced to Coach L** I started smiling. I was happy to see him. I remember playing against him when I was at Villanova. So I wanted to see if he would remember me and surely he did. He said "I hope you're going to hit as many threes for us as you did against us."

**The hardest part of being away from home** is missing my family every day, especially my niece and my nephews. I love them so much and I don't get a chance to see them a lot, so when I go home I try to make sure I'm around them and show them how much I miss them.

**I can't lie** I'm addicted to my phone. Everybody always gets on me. I'm always texting. Always on the phone. I'm just talking to family members and friends or sometimes I'm just on Google looking up stuff. My best Google search is looking at Beyoncé's photos.

**I've learned** how to be a respectful young man, how to carry myself with class and treat others with respect. My family, my mother and my father taught me those things.

**I was raised** in Brooklyn, N.Y. I love Brooklyn. It's everything that I am because I was born there. It's just fun to be there and I miss all my friends and just the environment.

**In my house** growing up on Saturdays, early in the morning, like eight o'clock I was bouncing the ball, throwing the ball on the walls. My brothers and my mother would be yelling saying "Sit down, stop dribbling!" But my father would be like "Hey, this is your dream, keep doing it." So that was my house every day, especially on the weekends.

**When I was growing up** I thought I was a Power Ranger, especially the green one, Tommy. When the show came on and Tommy wasn't on there I was mad because that's who I wanted to see. I used to mimic him in class and at home sometimes.

**When I played basketball as a kid**, I pretended to be Michael Jordan. I was at the house with my Fisher Price rim dunking with my tongue out, trying all kinds of dunks, breaking plants in the house. I was doing all types of stuff. Then I also thought I was Kenny Anderson. I thought I was my brother Lavar Grant. Every other day I was somebody different. I had everything that Mike had, including the shoes.

**I'll never forget** the first time I met Michael Jordan. It was after his game, we all took a picture and I was just staring at him because I couldn't believe the man I looked up to for so long was right in front of me. I took a picture with him then I spoke with him and asked him how he used to make those unbelievable shots. He told me he used to practice them all the time, and that's one thing I remembered.

**I'm a Hurricane** because I wouldn't have it any other way in the world. I bleed the green, the white and the orange so that's where I want to be for life. Some of my personal goals especially this year, I want to be Player of the Year, I want to be first team All-ACC. Hopefully, God-willing, I'll be able to make it to the NBA and take care of my family and my neighborhood. I want to be able to come back and give tournaments and show my face and show that just because I made it, I haven't changed. I'm still the same person everyone knew when I was growing up and I appreciate what they all have done for me. The whole neighborhood knew me because they knew my father. Everyone knew my father. Every time I walk around they said "that's pops", they called my father pops. Just growing up, whatever park I went to, everyone knew me and made sure I stayed in line and didn't get in trouble. If I make it, I'll let those people know I remember that.

**At the U** I've learned so much from my teammates and my peers. Just interacting with them and they're always with me when I'm going through things. Lance Hurdle really took me under his wing. He's a former player on the basketball team. That's my brother and my right hand man. When I got here he definitely took me under his wing and to this day we're still close.

**My favorite thing about the U family** is how loving it is. When we're playing, you see other sports in the arena cheering us on and vice versa. When those guys are playing football or women's basketball, we're in the stands cheering for them. So I like that and appreciate that.

**One thing people need to know about UM hoops** is that we're going to be really good this year and we're going to get to the tournament. From this year on, we're going to be an elite basketball team.

**I didn't think** I would make it this far in basketball. You know I was just playing the game and you never know what happens in life. It just shows that if you work hard and believe in God and just let him take care of it, then anything is possible.

**Competition** is everything to me. If you ask Durand or Reggie, when I'm in the room playing a game and I'm losing, I've broken plenty of things, punch walls. I can't lose. I can't control it so sometimes I get beside myself and I have to control myself a little bit.

**I like to compete** against North Carolina and Duke. Everybody looks at them as the standard of success and they're the best team. So anytime I get a chance to compete against them I always want to come out on top.

**I'm looking forward to playing against** every player. Whoever steps in front of me, I want to make sure they remember that name.

**I secretly wish** I could fly. I don't know why but sometimes I find myself in the room and I just wish I could get up and fly to this place or that place. I guess it's because I watched Superman when I was younger.

**New York** is a place where dreams come true. (big smile) The Big Apple. If you can make it there, you can make it anywhere.

# Fast Breaks: Justin Heller

They are stories of perseverance. Stories about growing up, becoming men and being a part of a family. One-by-one, we hear from them. These are the Miami Hurricanes...

---

**I was raised** in Boca Raton by my mom and dad. I was always brought up to set goals that I wanted to achieve and to try my hardest in everything I do.

**Oldest nickname** I've ever had is J. Bird from Taurean Green, who was someone I looked up to as a kid and he went on to win two championships at the University of Florida.

**Right now I'm listening to** J. Cole's first album The Sideline Story because in his music he talks a lot about overcoming obstacles and things that I can relate to.

**After college** I want to get a law degree to use in the business world.

**One thing everyone should know about Miami Basketball is** that inside the locker room there are some of the craziest guys you've ever met but outside you wouldn't know it.

**At The U,** I've learned so much from Malcolm who, as a junior last year when I was a freshman, really taught me a lot about life and always made sure I was okay.

**Before every game** I'm usually with Durand and we go to the mall or something.

**Coach Larranaga** is a really old school guy. He knows a lot about basketball and his main thing is he likes to do things the right way and he's a great guy for the program.

# Fast Breaks: Reggie Johnson

They are stories of perseverance. Stories about growing up, becoming men and being a part of a family. One-by-one, we hear from them. These are the Miami Hurricanes...

**I was raised** in Winston-Salem, N.C.

**I started playing basketball** my sophomore year of high school.

**My favorite holiday** is Christmas because I think it's time to be with your family and give. I love giving.

**Nobody knows** that I can sing. Nobody besides my roommates. I sing in the shower.

**To be a Miami Hurricane** means is a great honor because of the legacy here so I am very proud to be a Hurricane.

**The oddest nickname** I've ever had is Big Johnson. That's what my teammates made up.

**If I wasn't playing basketball** I would be I would be in the World-wide Federation of Wrestling. I would be wrestling right now. I'm like The Rock a little bit mixed with a little bit of Rock Legend.

**When I was younger** I wanted to be a firefighter. I had a thing for being a firefighter and saving lives.

**My family** is crazy! They're my biggest fans. They always support me no matter what. They're always going to help me out in my tough times, Winning a game is everything. That's why I play the game of basketball. It means a lot to me.

**I secretly wish** that Jay-Z didn't have Beyonce and I could marry her.

**Legacy** something that is important to you as far as what do you want to be known as when you leave. When I leave Miami I want to be known as a guy who worked hard, played hard and brought excitement to the fans.

**My favorite current UM athlete** is Mike James on the football team. I love the way he plays. He plays with a passion. Mike James is a good dude overall so I'm pulling for him.

**Blocking is** what I do! I block shots. I swat them. When you go in that lane, expect to go into the stands because I'm blocking that shot!

**Becoming a man** is something I had to do coming to college. I could have gone to Wake Forest which is a closer school to where I'm from, but I felt like I needed to go away and veer off a little bit. In high school my mother still washed my clothes and cooked for me so I had to learn how to do things in school and now I feel like I'm more prepared for life.

**The U** is one of the best colleges in America, if not the best. There's a lot of history in the program and it's a well-known institution.

**I'm afraid** of two things: snakes and spiders. You can put snakes and spiders around me and I'll tell you any type of secret.

**After college** I want to play in the NBA. Career-wise, I want to do something with kids. I want a Big Brother type of program with kids and get them going in the right direction and get them on the right path to do good things in life.

**One thing everybody should know about Miami Basketball is** this year the team will be on the rise. Everyone is returning and I really can't wait to get out there and start competing.

**At The U** I've learned so much from my former coach, Coach Haith, who obviously is not here now. He taught me a lot about on and off the court things. That's the guy I really learned a lot from coming down here and first being away from home.

**The most influential person in my life** is my mother and grandmother. They're the two I always turn to when I need advice for most things. They always work hard for everything, they were never given anything. My mother supported me and my little sister by herself and sometimes she didn't eat and that right there showed me what type of hunger you need just to survive in life.

**In March** I want to be dancing. I want to be out of class, dancing. I want to be in the tournament, just making the Hurricane family see excitement for the basketball tournament in March.

**I never thought** that I could be gone from my mother this long. I've been gone for four years and I'm always calling every day, but I'm adjusting.

**Before every game** I pray, always to the man above. I go through the same ritual doing the same thing over and over. I get the team going. My favorite quote is "he who works the hardest reaps the greatest rewards." That's from my high school coach. He always used to say that.



# Fast Breaks: DeQuan Jones

They are stories of perseverance. Stories about growing up, becoming men and being a part of a family. One-by-one, we hear from them. These are the Miami Hurricanes...

**I was raised** on the east side of Atlanta, Stone Mountain to be particular. I grew up very involved in sports.

**I started playing basketball** when I was a kid, like six or seven years old. I always liked the sport but I didn't get serious about basketball until I was 15.

**My favorite holiday** is Halloween, because you get free candy.

**Nobody knows** that I can cook. I'm very skilled in the culinary arts. I can make a number of things, like baked chicken, spaghetti, just the usual. Then I can go into steak, depending on how you want it cooked. I just recently learned how to sauté and marinate steak. For Memorial Day, I marinated steak for like three days and baked it, then put it on the grill to give it that smokey taste.

**To be a Miami Hurricane** means it's always you against the world.

**The oddest nickname I've ever had** is G-Money. My uncle gave me that nickname.

**Right now I'm listening to** old Southern blues. I'm a big fan of Sam Cook, Otis Redding, Johnny Taylor. Old school stuff.

**If I wasn't playing basketball** I would be an entrepreneur. I would be in the beginning stages of starting my own business.

**When I was younger** I wanted to be either a Power Ranger or an NBA player, so it was pretty cut and dry for me.

**My favorite UM athlete** is Sean Spence. The kid is phenomenal. He's a beast.

**The U** is very family-oriented. It's a close-knit community. Everyone is in-tune and close with each other.

**I'm afraid of** the little lizards you see running around when you're walking to class.

**After college** I want to start my own business. I'm not really sure in what field or what my expertise would be, but I want to start my own business.

**One thing everyone should know about Miami basketball** is we work extremely hard and we're extremely dedicated to bringing positive results to the school.

**In March** I want to still be playing.

**I never thought** college would be this hard. When I was a kid, I always watched A Different World. I always thought college would be like two or three hours of class and the rest was casual or leisure time.

**My favorite quote is** "the harder you work during peace, the less you bleed during war." My high school coach used to always tell us that, but he was known for always taking other people's words, so I don't really know where it originated from.

**Before every game** I like to relax and unwind. Usually I'll go to a movie or do something relaxing to get my mind and my focus off of the game.

**My favorite midnight snack** is eating cereal. I feel like cereal is the perfect balance of food and hydration (laughs).

**Coach Larranaga** is probably one of the most upbeat and energetic coaches I've ever played for. He knows exactly how to get the best out of all of his players.

**My favorite movie is** Antwone Fisher, because it moves you on so many different levels. It really taught me how that you never really know what type of person you are dealing with or other people's experiences until you know what type of obstacles they've overcome to get to where they are now.

**The actor I would want to play me in a movie is** Soulja Boy (laughs). Just kidding. I would say Denzel Washington probably because he's the greatest actor of my lifetime.

# Fast Breaks: Kenny Kadji

They are stories of perseverance. Stories about growing up, becoming men and being a part of a family. One-by-one, we hear from them. These are the Miami Hurricanes...

**My family** is my number one fan. They always come to the games. They always talk to me when I'm down or if I need advice or something like that. So yeah, number one fans. They live pretty much everywhere: Cameroon, France, Tampa and now West Palm Beach. My mom is here staying in West Palm, and my dad comes back and forth.

**Playing basketball** has given me an opportunity to travel everywhere. I've been to France, Russia, L.A., and all over America. I feel like I've been on vacation my whole life just traveling everywhere.

**I came to the United States** from Cameroon after stopping in France first. We came here for a vacation and we actually met Alonzo Mourning on the street in Coconut Grove. I was about 13 years old when I met Alonzo. I was so scared. He was so tall and big. It was funny. He was like "This kid has got to play basketball". So my parents started thinking about it and when we went back home, they put me in a camp in France and I guess the coach liked me. So they were like "All right you have to stay". I went to school there for a year. I went to Russia for a tournament and I did pretty good. There were high school and college scouts and they said I should come to America and play.

**The U** is a family too. A family away from home. The students, everyone. Everywhere you go you hear about the U. Everybody wants to be a part of this and I'm happy that I am.

**I like to** play video games and people don't know but I like to read books. I like science fiction, action, Sherlock Holmes books. Intriguing stuff. I like NBA2K12 right now. Still trying to figure it out.

**When I was introduced to Coach L** I was surprised. He has a lot of energy. I didn't know what to expect when he came here. The guy knows what he is talking about, and he really wants everyone to get better every single day.

**The hardest part of being away from home** is home food. Especially coming from overseas, the culture is different. I miss my mom's food even though I get it once a week. It's just different. We eat like frog legs. They don't have it here, or I haven't found it yet. I like pasta, chicken carbonara, stuff like that.

**I was raised** in Africa for half my life, France for another half, and then here. I was raised to be the best kid, the most polite. I have three brothers, all here in Miami. One goes to school here. My littlest brother is going to school in Broward, playing basketball. He's pretty good too.

**When I played basketball growing up** I pretended to be Magic Johnson. Even though I'm pretty tall, I always liked to handle the ball and give nice passes. I like Magic.

**I'll never forget** the first time I met Alonzo Mourning. That's really what pushed me to play basketball. He came to me, shook my hand, and said "This kid has to play basketball. He's going to be pretty good". After that, I never stopped watching him. He's just a great player. I'll never forget that. What did he see in me? I think it was my hands. I had the big-

gest hands for a 13-year-old. So it was like "he has to play basketball. He's going to be tall." And he was right. I don't even know if he remembers it. We were just walking around. It was here at the Grove. I got a picture and an autograph. I still have those in a little book in West Palm.

**As soon as I came to Florida**, I knew I was coming to Miami. Just knowing that the Heat were here, a city with basketball players. I knew I was coming here.

**I'm a Hurricane** because the family, the atmosphere, just the city of Miami. The students here take a lot of pride in the school and the basketball team. Even though sometimes we have bad seasons and good seasons, they're always here. So that's something I like about the students, they really take pride in the U.

**Some of my personal goals** are to play professional and just help this team and play well this year for the team.

**At the University** I've learned so much from Coach L. Everything from being a basketball player to taking care of business off the court and how to approach stuff. Just growing up as a man.

**Once thing everyone should know about UM hoops** is we are going to be tough minded. We're going to play hard. It's going to be different on defense. We're going to run, it's going to be fun for people. They're going to see a lot of running, layups, dunks, it's going to be fun.

**I never thought** I would be here. Like I said, basketball took me a lot of places and I would have never thought I would be here

**Competition is** great. I love it. You have to be competitive in life. From video games to who finishes a meal first, I love competition with anybody.

**If I could play against any team**, it would be Kentucky because they have a great team and great hype. You always want to play the best. I would have said North Carolina but we're playing them.

**I secretly wish** that I could dance. I can't. I tried to many times. I got the video and I think I can dance, but I can't. Sometimes, I try to have Malcolm help me, but he moves too fast for me. I tried to Dougie, I tried moonwalking, it's too hard. I'm good with the two steps, but after that I don't really do anything.

**Cameroon is** a great country. It's my home country, I love it. When I was there, there were really no worries. You know everybody because the country and city is so small. I just love it. The whole city knew me. I was one of the tallest kids. We were always outside with our friends, too, so everyone knew. My parents are from Cameroon. My mom grew up in France. My dad was born in France but raised in Cameroon. I was born in France too, but we're all Cameroonian.

# Fast Breaks: Shane Larkin

They are stories of perseverance. Stories about growing up, becoming men and being a part of a family. One-by-one, we hear from them. These are the Miami Hurricanes...

**My family** is supportive. They've always been behind me with everything that I have done. Even though my dad wasn't always there due to baseball, my mom was always there for me, taking me to all of my games. My dad would talk to me after every game to see how I did and provide information on how I can improve. I have two sisters. My little sister is a young diva. She likes to sing and she's trying to do well in that so I support her with everything she does. My older sister played lacrosse in high school. Now she's at a cosmetology school doing make-up. I have a little brother. He's not my blood brother but he lives with us because he wasn't in such a good situation at home. We became friends my junior year of high school and he just moved in, his senior year and my freshman year of college. We just became best friends. We talk about everything, he's just like my little brother.

**I like to** joke around and have fun. I like playing video games and listening to music. I like having fun, playing around and having fun with everyone. My favorite videogame is 2k12. Everyone on the team is playing it but I would say I'm the best. I haven't played anybody but they're scared to play me.

**I was raised** to be humble. My dad played Major League Baseball and always told me people were going to criticize me because of who he was and say "you're spoiled, you're a rich kid" and he told me not to listen to it. I was really good at playing football and one time I scored a touchdown and there was no one within 20 yards of me so I started show-boating and doing my best Deion Sanders impersonation. After the game he pulled me to the side and I thought he was going to be excited but he just yelled at me. He said "don't ever do that again. Be humble. Don't show-boat. Do your best and let that do the talking." In basketball, you'll see me get hyped with the team for a little bit but if I hit a three, you won't see me running down the court with my hand up. I try to stay humble. You can enjoy what you're doing without doing it in a boasting way.

**I started playing basketball** at five years old. I got a Fisher Price hoop as a kid and I was pretty athletic so I would dunk on it. I started playing basketball at the YMCA. I've never really been a big scorer, always a passer. I was a rebounder and passer, really athletic just like Shawn Marion.

**The hardest part about being away from home** is being away from my mom simply because my dad wasn't there because he was playing baseball. My mom was there for me. She's been down here to see me a couple of times. We're really close so it's a good thing I'm close to home.

**I can't lie** I watch Jersey Shore and X-Factor. Those are my two favorite shows. The girl from down here, Melanie Amoro, she can sing. On Jersey Shore, I could see myself hanging out with Pauly D and Vinny because they're crazy.

**I've learned** how to be more responsible and how to assess a situation before I need to jump into something. I'm living on my own, in my own apartment right now so I can't wake up and ask my mom to wash something for me before school. It's not like when I was at home and can ask her to do something for me. I'm down here on my own, living on my own so there are a lot of responsibilities on me. I have to go to practice, keep my house clean, get groceries when I need them, and not to mention school work.

**When I was younger I pretended to be** Allen Iverson as best as I could. He was my favorite player, number 3 all the way. I just tried to be A.I. with all of the tricks. I had everything A.I. I had the wrist bands, the headbands, even with the curly hair I tried to braid my hair.

**I'll never forget** at the Championship game in Lakeland we were down two with 6.7 seconds left and they had the ball. We called a timeout and the coach was looking around trying to figure out who he was going to put in the game. I was already in the game and he said "Shane you need to get a steal". I was young so there was a lot of pressure on me already being in a national champi-

onship game so I was nervous and said I would try. The team tried to throw it over the top and I caught it at half court. Coach calls timeout and we went back to the huddle. I'm not a shooter at all, I'm just a driver who gets to the basket and he says "Shane we need you shoot this three". Coach stressed it was win or go home right now. There were four seconds left, I did my little A.I. move, took a step back and shot a three from three steps behind the line. I hit it and the fans went crazy. My Uncle Joe ran on the court and picked me up. My mom and cousins came out too.

**I'm a Miami Hurricane** because I love the city of Miami and I think this team can do something special. Coach L is a great coach with a lot of experience but coming from a mid-major school he hasn't had a lot of talent like he can get at this level. I think with him coming here and with his coaching abilities, we'll do great things.

**Playing basketball** has made me take advantage of plenty of opportunities that have been presented to me. I've been able to travel to different states. It's made me into the person I am. Everyone wanted me to play baseball because of my dad but I never really found baseball exciting. The reason why basketball has been my sport is because it motivates me to succeed in this sport. My dad played baseball and made it in baseball so they say I should have done the same. With me playing basketball I have to work for everything I get and I'm not going to be given anything, so it is my motivation to do better as an athlete.

**I've visited** about 30 of the 50 states and Hawaii was my favorite. We went to a holiday tournament in Hawaii my senior year of high school. We lost to Oak Hill in the semi-finals but it was a great experience.

**The U** is very family oriented. All of the athletes know each other. No matter where you are on campus, everyone knows who you are. Everyone is very supportive of the teams and it's just a great environment and in the city of Miami so you can't go wrong.

**When I was first introduced to Coach Larranaga** this was while he was at George Mason and he told me he really liked my game. He had a lot of energy and passion for the game of basketball. He's very experienced and you could tell he knows his stuff. It's been great playing for him, because I've always wanted to. With the situation going on with my family, he was very supportive. He's been with the same staff for a while now so they're like a family so he told me if I came to Miami it would have been the same for me and they would welcome me and treat me like their son. It's been everything he has said it would be so far.

**At The U** I've learned so much from Coach L and the rest of the coaching staff. They all have kids and they're always there for me and I love being able to grow up around them. When I first got here I was very structured but once I got comfortable I showed my true colors. They showed me it's time to grow up and this is more than just a game. In practice the other day I got a steal up front and I thought the play was over, so I took the ball to the other end and tossed up a silly shot. Coach got on me about never stopping the play and finishing the shot. I've learned a lot.

**One thing everyone should know about UM hoops** is we're really athletic and we're going to be a very good defensive team this year. Everyone who plays us should know we're going to be high in defensive stats and we'll make you earn every bucket.

**I secretly wish** I could sing better. I sing in the car and around my teammates. I'm always dancing but Malcolm, Durand, Bishop, and Julian are the biggest dancers on the team.

# Fast Breaks: Trey McKinney Jones

They are stories of perseverance. Stories about growing up, becoming men and being a part of a family. One-by-one, we hear from them. These are the Miami Hurricanes...

**I was raised** in Milwaukee, Wis.

**I started playing basketball** in the third grade.

**My favorite holiday** is Christmas because I get to see my family, all of my family.

**Nobody knows** that I can cut hair. I cut or line up a few guys on the team when they need it. I cut my own hair.

**To be a Miami Hurricane** means that you need to put it all on the table for The U.

**Oddest nickname I've ever had** is Virge, because of what my name was when I was born.

**Right now I'm listening to** the J. Cole album.

**If I wasn't playing basketball** I would be I would be playing football somewhere.

**When I was younger** I wanted to be a professional basketball player, just like my uncle.

**I secretly wish** I didn't have to take classes and could just be an athlete.

**Legacy** is the road to the top or the climax of your career.

**My favorite current UM athlete** is Julian Gamble because I'm probably the closest with him. He's my roommate and after my visit he was the main one who texted me and called me to make sure everything was all right.

**Becoming a man** is necessary in order to become a college basketball player.

**The U** is different than any other school.

**I'm afraid** of sharks. My family came to visit this summer and we rented a boat and we're out in the middle of the ocean and I jumped in. That was probably the scariest thing I've ever done.

**After college** I want to play professional basketball.

**One thing everyone should know about Miami Basketball** is that we're all brothers and we like to have fun.

**At The U**, I've learned so much from my teammates as a whole. I couldn't pick just one person because you learn different things from everyone.

**In March** I want to still be playing basketball in the tournament.

**I never thought** I would actually be going here. Growing up I always liked Miami because of the jerseys, I'm not going to lie, but I never thought I would actually be here right now when I was really young.

**Before every game** I need to pray.

**My favorite song lyric is** ... I honestly have a problem remembering song lyrics so I can't come up with one on the top of my head. I get that from my mom. She's the same way (laughs.)

**My favorite midnight snack** is Cheez-Itz

**Coach Larranaga** is a great coach who I believe is going to take us to that next level.

**My favorite movie** is The Dark Knight.

**The actor I would want to play me in a movie is** someone who semi-looks like me to play me. I would have to pick someone who's light-skinned so either Terrence Howard or Will Smith. Maybe Terrence Howard since he has light eyes.



# Fast Breaks: Ryan Quigtar

They are stories of perseverance. Stories about growing up, becoming men and being a part of a family. One-by-one, we hear from them. These are the Miami Hurricanes...

**I was raised** in Seattle, Wash., particularly in Skyway, Wash. It's a smaller city right outside of the city.

**I started playing basketball** when I was five years old. I started out rec league and just playing in the backyard with my cousin Josh. We would always watch Michael Jordan in the playoffs and go right outside and try to imitate what he did in the games.

**My favorite holiday** is Christmas. It's right after my birthday and I just like the feeling of everybody giving presents and getting presents. It's good to see everyone smiling.

**Nobody knows that I** can barbeque. It's something that I've been working on. I'm learning from my dad, he's a great cook and I just love barbeque, too.

**To be a Miami Hurricane means** to walk around with pride knowing that The U has so much tradition; so many great players have come through this university, not only players but individuals in society as well.

**The oddest nickname I've ever had** is Ry Guy 3000. It was made up in seventh grade. I don't remember how it came to be but it stuck for the rest of the school year.

**Right now I'm listening to** Kendrick Lamar. He's a new up-and-coming artist out of LA and he's trying to bring West Coast music back and I'm from the West Coast so I'm excited about that.

**If I wasn't playing basketball** I would be still at the University of Miami. I was a walk-on but I would be trying to do more as far as with my degree since I had more time on my hands. Probably different internships.

**When I was younger** I wanted to be a congressman. My grandpa always used to ask me that and I always gave him the same answer. Now I'm nowhere near interested in being one.

**My family** is really close, from immediate family even to extended family my aunts and uncles on both sides have big families. I always talk to my aunts and uncles all the time and they really support me with everything I do.

**My favorite current UM athlete is** Jacory Harris because he's been under a lot of scrutiny but he still does what he's supposed to do on and off the field. He's very resilient and carries himself like a young man.

**After college** I want to hopefully get a good paying job but ultimately I want to open up a youth community center back home and help out all of the youth.

**One thing everyone should know about Miami basketball** is that we're here to stay. Coach L has created a strong foundation so far and I believe that it will carry on into the future and we'll be a great basketball program as well.

**My favorite midnight snack** is peanut butter and jelly, strawberry jelly to be exact. I don't just make a regular sandwich, I have to make it double decker because I always end up making two sandwiches in one at the same.

**My favorite movie** is Apocolyto. It's a great movie its about the Mayans back before pre-Columbus. It's just really captivating to me.

**The actor I would want to play me in a movie** is Al Pacino. I've grown to like Al Pacino and I've been watching a lot of his movies and I think he's one of the greatest actors ever so I think that would be great.

# Fast Breaks: Durand Scott

They are stories of perseverance. Stories about growing up, becoming men and being a part of a family. One-by-one, we hear from them. These are the Miami Hurricanes...

**I was raised** in the borough of the Bronx with my mother and father and two brothers and two sisters until they got older and left me alone to be the baby.

**I started playing basketball** when I was nine years old. I was the worst basketball player ever and the only reason I got picked to be on the team was because I was pretty tall.

**To be a Miami Hurricane means** a lot because it stands for family unity and all of the right things that I've been preached since I was growing up so it was a perfect fit for me.

**Nobody knows** that I can dance. I dance a lot, all the time.

**If I wasn't playing basketball** I would be playing football because that was my first sport but then I hurt somebody so my mom believed the same thing could happen to me so I had to pick a new sport.

**My favorite holiday** is Christmas because you get presents from everybody other than family, family friends, whoever.

**Right now I'm listening to** a lot of Meek Mills

**When I was younger** I wanted to be like my father. He meant a lot to me and he paved the road for the man I am today.

**My family** is the most important thing to me in the world because they're always there for me and supporting me.

**Winning a game** is very important because I hate to lose. Even though I may not show it as much, I'm a great competitor and I've never lost a lot throughout my life.

**My favorite current UM athlete** is Sean Spence on the football team because he's always hyped on the football field and I know him personally.

**Becoming a man** was an easy step for me because of the help I got from my father.

**The U** is a great school which I don't regret attending and I enjoy my

stay here. I believe it was a perfect fit for me.

**After college** I want to finish my education and hopefully continue my basketball. Hopefully the NBA, if not, wherever it takes me.

**One thing everybody should know about Miami Basketball** is we're a great group of guys to be around and we try our hardest every day to do what we have to do.

**At The U**, I've learned so much from my old coach, Coach Fernandez. He took me under his wing and he's the one who recruited me. He showed me a lot and taught me the focus I need to have during the game, practice and off the court.

**In March** I want to be playing, which I know I will be playing because I'm going to make sure we'll still be playing.

**I never thought** I would have a new coach but it's a great experience but he's a great guy and a great coach. I think he's going to do great things for us this year.

**Before every game** I listen to music and go shoot and buy a new pair of sneakers.

**My favorite movie** is 'Crybaby' with Johnny Depp, which is a musical, and 'Friday After Next' starring Ice Cube.

**My favorite quote** is it's not my favorite, but one that just popped into my mind is 'Go Hard or Go Home' because once I step on the court I know I have to leave everything on the court because if not, I'll be disappointed.

**My favorite midnight snack** is cereal, Cinnamon Toast Crunch and Crunch Berries.

**My teammate that would win Dancing With the Stars** is me (laughs). I danced when I was younger and still do now to the hip stuff that these little kids call the Dougie and stuff like that. I'm pretty good at that.

# Fast Breaks: Erik Swoope

They are stories of perseverance. Stories about growing up, becoming men and being a part of a family. One-by-one, we hear from them. These are the Miami Hurricanes...

---

**I started playing basketball** when I was about two years old. I first started playing soccer and kind of mixed the two, but I found my love in about middle school.

**My favorite holiday** is Christmas, especially because nowadays I don't get to see my family a lot. It's nice because I know everyone that's when everyone takes vacation.

**Nobody knows** that I can play the guitar. I just started about two months ago, so that's my new hidden talent.

**When I was younger** I wanted to be a professor. I also wanted to play professional soccer.

**I secretly wish** I could have a school year abroad.

**Legacy** represents your family name. I've always had that philosophy, which I think is old school. Everywhere you go you're representing you're family, which is why hopefully this year we have our names on the back of our jerseys.

**The U** is internationally known. It's something that, no matter where you are, people will respect you or ask about you or how you're affiliated. Either they have an interest, have heard of us or want to be a part of The U.

**I'm afraid** of spiders (laughs).

**After college** I want to play professionally. My two other dreams would be to do marketing for Nike or be a doctor.

**My favorite quote** is from my favorite movie Idlewild, "God don't make no mistakes." I know it's a double negative, but I still like it.

**My favorite midnight snack** is probably oatmeal raisin cookies.

**Coach Larranaga** is really influential in my life so far. His new philosophy towards how to approach the game in general is just a new twist compared to last year. His whole general outlook and philosophy that the whole coaching staff follows, I'm buying into it faster and just can't wait for the season to start.

**The actor I would want to play me in a movie** is Dave Chappelle. Since he just recently got buff I think he could do it (laughs).







**2011-12 Miami Men's Basketball**  
**Miami Combined Team Statistics (as of Mar 06, 2012)**  
**Conference games**

RECORD:	OVERALL	HOME	AWAY	NEUTRAL
ALL GAMES	9-7	6-2	3-5	0-0
CONFERENCE	9-7	6-2	3-5	0-0
NON-CONFERENCE	0-0	0-0	0-0	0-0

#	Player	gp-gs	min	avg	Total	fg%	3-Point	3fg%	F-Throw	ft%	Rebounds				pf	dq	a	to	blk	stl	pts	avg
					fg-fga		3fg-fga		ft-fa		off	def	tot	avg								
35	Kenny Kadji	15-14	480	32.0	81-159	.509	20-46	.435	40-59	.678	32	56	88	5.9	39	3	14	26	25	9	222	14.8
01	Durand Scott	16-16	518	32.4	80-168	.476	10-32	.313	34-42	.810	32	64	96	6.0	43	4	46	28	1	21	204	12.8
42	Reggie Johnson	15-15	399	26.6	64-124	.516	4-9	.444	25-37	.676	40	67	107	7.1	47	1	21	24	9	8	157	10.5
03	Malcolm Grant	16-16	436	27.3	45-151	.298	32-108	.296	25-27	.926	2	32	34	2.1	13	0	35	30	0	11	147	9.2
05	DeQuan Jones	16-2	290	18.1	38-79	.481	2-6	.333	21-31	.677	19	37	56	3.5	26	0	7	11	10	8	99	6.2
15	Rion Brown	16-0	307	19.2	34-82	.415	16-48	.333	12-18	.667	15	28	43	2.7	25	0	12	7	0	7	96	6.0
04	Trey McKinney Jones	16-4	355	22.2	34-77	.442	19-48	.396	6-11	.545	7	41	48	3.0	27	0	14	22	1	12	93	5.8
00	Shane Larkin	16-11	390	24.4	23-83	.277	11-44	.250	27-33	.818	10	23	33	2.1	25	1	41	28	1	23	84	5.3
25	Garrius Adams	5-0	42	8.4	4-10	.400	3-8	.375	1-2	.500	1	2	3	0.6	1	0	2	1	0	1	12	2.4
10	Raphael Akpejori	8-1	29	3.6	4-6	.667	0-0	.000	0-1	.000	5	3	8	1.0	7	0	0	0	2	1	8	1.0
11	Ryan Quiglar	5-1	9	1.8	0-2	.000	0-1	.000	1-2	.500	1	0	1	0.2	0	0	1	0	0	0	1	0.2
21	Erik Swoope	7-0	19	2.7	0-6	.000	0-1	.000	1-2	.500	1	3	4	0.6	7	0	0	1	0	0	1	0.1
12	Justin Heller	4-0	1	0.3	0-2	.000	0-1	.000	0-0	.000	0	0	0	0.0	0	0	0	0	0	0	0	0.0
Team											23	23	46					8				
Total.....		16	3275		407-949	.429	117-352	.332	193-265	.728	188	379	567	35.4	260	9	193	186	49	101	1124	70.2
Opponents.....		16	3275		380-908	.419	91-305	.298	200-297	.673	190	378	568	35.5	251	6	197	203	60	105	1051	65.7

TEAM STATISTICS	UM	OPP
SCORING	1124	1051
Points per game	70.2	65.7
Scoring margin	+4.6	-
FIELD GOALS-ATT	407-949	380-908
Field goal pct	.429	.419
3 POINT FG-ATT	117-352	91-305
3-point FG pct	.332	.298
3-pt FG made per game	7.3	5.7
FREE THROWS-ATT	193-265	200-297
Free throw pct	.728	.673
F-Throws made per game	12.1	12.5
REBOUNDS	567	568
Rebounds per game	35.4	35.5
Rebounding margin	-0.1	-
ASSISTS	193	197
Assists per game	12.1	12.3
TURNOVERS	186	203
Turnovers per game	11.6	12.7
Turnover margin	+1.1	-
Assist/turnover ratio	1.0	1.0
STEALS	101	105
Steals per game	6.3	6.6
BLOCKS	49	60
Blocks per game	3.1	3.8
ATTENDANCE	39981	91100
Home games-Avg/Game	8-4998	8-11388
Neutral site-Avg/Game	-	0-0

Date	Opponent		Score	Att.
* 01-07-12	at Virginia	L	51-52	11283
* 01-10-12	at North Carolina	L	56-73	20096
* 01-18-12	CLEMSON	W	76-73	4420
* 01-22-12	NC STATE	L	73-78	4371
* 01-24-12	at Georgia Tech	W	64-49	5009
* 01-29-12	at Boston College	W	76-54	5874
* 02-01-12	MARYLAND	Wo2	90-86	4611
* 02-05-12	at Duke	Wot	78-74	9314
* 02-09-12	VIRGINIA TECH	W	65-49	4292
* 02-11-12	at Florida State	L	59-64	11971
* 02-15-12	NORTH CAROLINA	L	64-73	7071
* 02-18-12	WAKE FOREST	W	74-56	4121
* 02-21-12	at Maryland	L	70-75	12871
* 02-26-12	FLORIDA STATE	W	78-62	7261
* 02-29-12	at NC STATE	L	73-77	14682
* 03-03-12	BOSTON COLLEGE	W	77-56	3834

\* = Conference game

Score by Periods	1st	2nd	OT	OT2	Totals
Miami	522	572	16	14	1124
Opponents	472	557	12	10	1051



**2011-12 Miami Men's Basketball**  
**Miami Season/Career Statistics (as of Mar 13, 2012)**  
**All games**

SEASON STATISTICS

CAREER STATISTICS

SUMMARY	gp-gs	min/g	fg%	3fg%	ft%	r/q	a/q	stl	blk	pts/q	gp-gs	min/g	fg%	3fg%	ft%	r/q	a/q	stl	blk	pts/q
Durand Scott	30-30	33.2	.453	.311	.795	5.4	3.1	31	5	12.9	99-93	31.3	.451	.330	.779	4.5	3.2	115	15	12.3
Kenny Kadji	30-26	28.4	.498	.424	.643	5.5	0.7	19	51	12.3	30-26	28.4	.498	.424	.643	5.5	0.7	19	51	12.3
Malcolm Grant	29-29	29.3	.341	.333	.803	2.2	1.9	21	0	11.3	98-73	28.9	.386	.389	.815	2.0	2.9	72	3	12.0
Reggie Johnson	21-20	26.1	.497	.400	.688	7.2	1.5	13	20	10.1	89-60	21.6	.549	.400	.710	7.3	0.9	51	86	9.5
Shane Larkin	30-17	25.2	.354	.333	.870	2.5	2.6	48	2	7.3	30-17	25.2	.354	.333	.870	2.5	2.6	48	2	7.3
Trey McKinney Jones	31-12	23.8	.465	.370	.720	3.5	1.3	20	2	6.9	31-12	23.8	.465	.370	.720	3.5	1.3	20	2	6.9
Rion Brown	29-1	18.9	.419	.389	.750	2.6	0.5	12	1	6.5	65-6	17.8	.391	.372	.726	2.2	0.6	22	4	5.3
DeQuan Jones	21-2	17.9	.444	.250	.636	3.8	0.4	10	11	6.0	109-35	14.5	.438	.169	.637	2.4	0.5	49	51	4.6
Garrius Adams	17-6	15.8	.404	.375	.550	2.2	0.8	9	1	4.2	85-37	21.4	.371	.313	.653	2.8	1.2	69	13	5.4
Erik Swoope	22-8	11.9	.489	.000	.500	1.8	0.3	9	10	2.4	51-17	8.8	.471	.000	.565	1.3	0.2	22	12	1.8
Raphael Akpejori	21-3	6.8	.500	.000	.588	1.5	0.1	4	11	1.7	41-3	5.9	.500	.000	.633	1.5	0.0	6	23	1.6
Ryan Quiglar	7-1	1.6	.000	.000	.500	0.1	0.1	0	0	0.1	20-1	1.6	.333	.333	.500	0.2	0.3	1	0	0.5
Justin Heller	6-0	0.5	.000	.000	.000	0.3	0.0	0	0	0.0	6-0	0.5	.000	.000	.000	0.3	0.0	0	0	0.0

SCORING	fg-fga	fg%	3fg-fga	3fg%	ft-fita	ft%	pts	pts/g	fg-fga	fg%	3fg-fga	3fg%	ft-fita	ft%	pts	pts/g
Durand Scott	136-300	.453	19-61	.311	97-122	.795	388	12.9	424-941	.451	62-188	.330	307-394	.779	1217	12.3
Kenny Kadji	135-271	.498	28-66	.424	72-112	.643	370	12.3	135-271	.498	28-66	.424	72-112	.643	370	12.3
Malcolm Grant	102-299	.341	66-198	.333	57-71	.803	327	11.3	359-929	.386	221-568	.389	238-292	.815	1177	12.0
Reggie Johnson	82-165	.497	4-10	.400	44-64	.688	212	10.1	307-559	.549	4-10	.400	228-321	.710	846	9.5
Shane Larkin	64-181	.354	30-90	.333	60-69	.870	218	7.3	64-181	.354	30-90	.333	60-69	.870	218	7.3
Trey McKinney Jones	80-172	.465	37-100	.370	18-25	.720	215	6.9	80-172	.465	37-100	.370	18-25	.720	215	6.9
Rion Brown	62-148	.419	35-90	.389	30-40	.750	189	6.5	113-289	.391	67-180	.372	53-73	.726	346	5.3
DeQuan Jones	48-108	.444	2-8	.250	28-44	.636	126	6.0	198-452	.438	10-59	.169	93-146	.637	499	4.6
Garrius Adams	23-57	.404	15-40	.375	11-20	.550	72	4.2	149-402	.371	76-243	.313	81-124	.653	455	5.4
Erik Swoope	22-45	.489	0-2	.000	8-16	.500	52	2.4	33-70	.471	0-2	.000	26-46	.565	92	1.8
Raphael Akpejori	13-26	.500	0-0	.000	10-17	.588	36	1.7	18-36	.500	0-0	.000	31-49	.633	67	1.6
Ryan Quiglar	0-2	.000	0-1	.000	1-2	.500	1	0.1	3-9	.333	1-3	.333	2-4	.500	9	0.5
Justin Heller	0-2	.000	0-1	.000	0-0	.000	0	0.0	0-2	.000	0-1	.000	0-0	.000	0	0.0

TOTALS	o-reb	d-reb	t-reb	pf	fo	ast	to	a/to	o-reb	d-reb	t-reb	pf	fo	ast	to	a/to
Durand Scott	51	111	162	67	4	93	54	1.7	122	323	445	229	10	318	227	1.4
Kenny Kadji	55	111	166	68	4	22	49	0.4	55	111	166	68	4	22	49	0.4
Malcolm Grant	4	61	65	35	0	56	50	1.1	21	171	192	127	0	288	208	1.4
Reggie Johnson	56	96	152	67	1	32	35	0.9	241	406	647	253	6	78	128	0.6
Shane Larkin	17	57	74	51	1	78	58	1.3	17	57	74	51	1	78	58	1.3
Trey McKinney Jones	19	91	110	65	1	41	41	1.0	19	91	110	65	1	41	41	1.0
Rion Brown	22	52	74	37	0	15	20	0.8	35	111	146	91	0	37	53	0.7
DeQuan Jones	27	52	79	35	0	8	18	0.4	91	173	264	131	0	52	120	0.4
Garrius Adams	9	28	37	18	1	14	13	1.1	65	170	235	106	1	99	98	1.0
Erik Swoope	19	20	39	44	2	7	7	1.0	31	37	68	70	3	12	14	0.9
Raphael Akpejori	21	11	32	27	0	2	6	0.3	34	29	63	43	0	2	11	0.2
Ryan Quiglar	1	0	1	0	0	1	0	0.0	3	0	3	4	0	5	2	2.5
Justin Heller	0	2	2	0	0	0	1	0.0	0	2	2	0	0	0	1	0.0



**2011-12 Miami Men's Basketball**  
**Miami Team Game-by-Game Comparison (as of Mar 13, 2012)**  
**All games**

Opponent	1st	2nd	Score	Mar	Total FG	FG Pct	3-Pointers	3FG Pct	Free Throws	FT Pct	Rebounds	Assist	T/Over	Block	Steal	Fouls
TENNESSEE TECH	27/32	42/26	69-58	+11	21-54/19-47	.389/.404	7-22/8-17	.318/.471	20-25/12-19	.800/.632	42/26 +16	10/7	14/15	3/5	7/5	18/22
RUTGERS	35/25	37/32	72-57	+15	25-51/24-65	.490/.369	10-23/9-23	.435/.391	12-21/0-6	.571/.000	34/39 (5)	13/12	10/14	7/2	7/3	11/17
UNF	31/25	44/37	75-62	+13	24-54/23-57	.444/.404	7-18/8-21	.389/.381	20-26/8-14	.769/.571	35/37 (2)	13/14	8/13	8/2	5/3	15/20
FLORIDA GULF COAST	42/24	18/26	60-50	+10	18-56/20-49	.321/.408	7-27/3-15	.259/.200	17-23/7-11	.739/.636	36/37 (1)	12/7	7/17	4/5	7/1	12/22
Ole Miss	25/29	29/25	61-64	(3)	22-60/19-50	.367/.380	9-26/7-21	.346/.333	8-13/19-30	.615/.633	37/39 (2)	13/11	16/16	3/7	11/6	21/19
Purdue	25/37	40/39	65-76	(11)	21-54/26-47	.389/.553	8-23/4-16	.348/.250	15-20/20-29	.750/.690	29/28 +1	12/10	11/10	1/5	4/4	22/17
UMASS	41/31	42/44	83-75	+8	24-59/24-66	.407/.364	8-17/7-24	.471/.292	27-36/20-27	.750/.741	40/45 (5)	14/12	11/14	7/3	6/6	23/27
MEMPHIS	26/27	28/44	54-71	(17)	20-56/28-60	.357/.467	5-18/1-12	.278/.083	9-18/14-20	.500/.700	33/41 (8)	6/12	14/8	5/7	3/10	15/19
West Virginia	37/35	29/42	66-77	(11)	24-55/27-50	.436/.540	9-23/8-20	.391/.400	9-15/15-18	.600/.833	26/33 (7)	10/19	9/11	0/3	4/3	20/15
FAU	34/30	38/42	93-90	+3	31-50/32-71	.620/.451	14-20/15-29	.700/.517	17-25/11-14	.680/.786	25/35 (10)	20/21	18/16	10/3	7/10	17/18
Charlotte	31/24	45/37	76-61	+15	27-50/19-59	.540/.322	8-19/8-23	.421/.348	14-18/15-21	.778/.714	38/30 +8	11/10	13/8	5/1	2/9	17/17
APPALACHIAN STATE	39/24	45/30	84-54	+30	28-51/20-57	.549/.351	7-16/6-22	.438/.273	21-27/8-16	.778/.500	34/30 +4	12/15	9/12	3/2	8/6	15/21
UNCG	49/49	50/40	99-89	+10	31-59/32-66	.525/.485	7-20/11-21	.350/.524	30-38/14-18	.789/.778	38/29 +9	12/21	18/20	4/0	11/13	17/28
Virginia	17/26	34/26	51-52	(1)	18-51/21-55	.353/.382	5-17/4-13	.294/.308	10-13/6-10	.769/.600	37/33 +4	5/10	12/7	1/1	4/5	14/15
North Carolina	25/40	31/33	56-73	(17)	23-55/31-69	.418/.449	3-16/2-16	.188/.125	7-10/9-14	.700/.643	29/45 (16)	10/15	17/12	1/2	8/10	17/11
CLEMSON	42/39	34/34	76-73	+3	27-52/27-57	.519/.474	9-20/6-20	.450/.300	13-14/13-20	.929/.650	30/26 +4	19/12	14/11	3/5	10/10	16/13
NC STATE	27/39	46/39	73-78	(5)	27-61/24-52	.443/.462	2-20/6-10	.100/.600	17-23/24-31	.739/.774	36/32 +4	10/14	16/15	5/4	11/10	22/16
Georgia Tech	35/22	29/27	64-49	+15	26-54/20-56	.481/.357	9-17/4-15	.529/.267	3-3/5-11	1000/.455	32/36 (4)	15/8	7/8	3/3	3/4	16/7
Boston College	34/31	42/23	76-54	+22	27-63/17-43	.429/.395	7-21/7-19	.333/.368	15-17/13-17	.882/.765	30/32 (2)	13/10	5/17	5/2	10/3	14/15
MARYLAND	34/23	35/46	90-86	+4	31-73/27-67	.425/.403	8-28/6-28	.286/.214	20-27/26-35	.741/.743	43/42 +1	17/11	16/19	4/5	8/8	22/23
Duke	42/28	27/41	78-74	+4	28-67/26-68	.418/.382	7-23/9-31	.304/.290	15-25/13-22	.600/.591	48/43 +5	11/12	14/11	0/5	4/8	19/22
VIRGINIA TECH	30/22	35/27	65-49	+16	24-58/19-54	.414/.352	7-20/5-15	.350/.333	10-15/6-9	.667/.667	32/40 (8)	13/10	9/17	7/3	6/6	7/13
Florida State	26/28	33/36	59-64	(5)	22-56/23-50	.393/.460	5-22/5-16	.227/.313	10-13/13-19	.769/.684	35/29 +6	10/9	15/15	1/6	6/7	15/13
NORTH CAROLINA	35/30	29/43	64-73	(9)	25-64/26-68	.391/.382	8-23/5-18	.348/.278	6-8/16-23	.750/.696	40/46 (6)	10/17	14/8	2/6	4/8	21/12
WAKE FOREST	34/34	40/22	74-56	+18	30-65/20-48	.462/.417	12-31/7-21	.387/.333	2-3/9-11	.667/.818	39/24 +15	20/12	9/12	3/3	5/7	11/12
Maryland	35/31	35/44	70-75	(5)	22-54/26-57	.407/.456	6-15/4-15	.400/.267	20-26/19-22	.769/.864	31/36 (5)	5/15	9/9	2/4	4/4	18/15
FLORIDA STATE	24/20	54/42	78-62	+16	23-47/24-59	.489/.407	9-20/5-23	.450/.217	23-34/9-16	.676/.563	32/35 (3)	11/13	13/18	7/5	7/5	17/29
NC STATE	36/34	37/43	73-77	(4)	26-73/28-56	.356/.500	8-29/7-16	.276/.438	13-19/14-26	.684/.538	45/39 +6	10/19	6/7	3/6	3/3	19/16
BOSTON COLLEGE	46/25	31/31	77-56	+21	28-56/21-49	.500/.429	12-30/9-29	.400/.310	9-15/5-11	.600/.455	28/30 (2)	14/10	10/17	2/0	8/7	12/19
Georgia Tech	19/20	35/16	54-36	+18	18-54/14-44	.333/.318	3-18/3-16	.167/.188	15-19/5-9	.789/.556	37/31 +6	5/6	11/20	2/5	11/3	8/15
Florida State	27/36	44/46	71-82	(11)	26-64/24-50	.406/.480	10-25/9-16	.400/.563	9-13/25-32	.692/.781	38/31 +7	13/13	11/11	3/8	2/6	23/15

Note: Game totals are displayed in the format TEAM/OPPONENT for each category



2011-12 Miami Men's Basketball  
Miami Team High/Low Analysis (as of Mar 13, 2012)  
All games

Miami - TEAM GAME HIGHS

POINTS	99	UNCG (01-02-12)
	93	vs FAU (12-17-11)
	90	MARYLAND (02-01-12)
FIELD GOALS MADE	31	MARYLAND (02-01-12)
	31	UNCG (01-02-12)
	31	vs FAU (12-17-11)
FIELD GOAL ATTEMPTS	73	at NC STATE (02-29-12)
	73	MARYLAND (02-01-12)
FIELD GOAL PERCENTAGE	.620 (31-50)	vs FAU (12-17-11)
3 PT FIELD GOALS MADE	14	vs FAU (12-17-11)
3 PT FG ATTEMPTS	31	WAKE FOREST (02-18-12)
3 PT FG PERCENTAGE	.700 (14-20)	vs FAU (12-17-11)
FREE THROWS MADE	30	UNCG (01-02-12)
FREE THROW ATTEMPTS	38	UNCG (01-02-12)
FREE THROW PERCENTAGE	1.000 (3-3)	at Georgia Tech (01-24-12)
REBOUNDS	48	at Duke (02-05-12)
ASSISTS	20	WAKE FOREST (02-18-12)
	20	vs FAU (12-17-11)
STEALS	11	at Georgia Tech (03-08-12)
	11	NC STATE (01-22-12)
	11	UNCG (01-02-12)
	11	at Ole Miss (11-25-11)
BLOCKED SHOTS	10	vs FAU (12-17-11)
TURNOVERS	18	UNCG (01-02-12)
	18	vs FAU (12-17-11)
FOULS	23	vs Florida State (03-09-12)
	23	UMASS (12-03-11)





2011-12 Miami Men's Basketball  
Miami High/Low Analysis (as of Mar 13, 2012)  
All games

Opponent - GAME HIGHS

POINTS	90	vs FAU (12-17-11)
	89	UNCG (01-02-12)
	86	MARYLAND (02-01-12)
FIELD GOALS MADE	32	UNCG (01-02-12)
	32	vs FAU (12-17-11)
FIELD GOAL ATTEMPTS	71	vs FAU (12-17-11)
FIELD GOAL PERCENTAGE	.553 (26-47)	at Purdue (11-29-11)
3 PT FIELD GOALS MADE	15	vs FAU (12-17-11)
3 PT FG ATTEMPTS	31	at Duke (02-05-12)
3 PT FG PERCENTAGE	.600 (6-10)	NC STATE (01-22-12)
FREE THROWS MADE	26	MARYLAND (02-01-12)
FREE THROW ATTEMPTS	35	MARYLAND (02-01-12)
FREE THROW PERCENTAGE	.864 (19-22)	at Maryland (02-21-12)
REBOUNDS	46	NORTH CAROLINA (02-15-12)
ASSISTS	21	UNCG (01-02-12)
	21	vs FAU (12-17-11)
STEALS	13	UNCG (01-02-12)
BLOCKED SHOTS	8	vs Florida State (03-09-12)
TURNOVERS	20	at Georgia Tech (03-08-12)
	20	UNCG (01-02-12)
FOULS	29	FLORIDA STATE (02-26-12)



2011-12 Miami Men's Basketball  
Miami High/Low Analysis (as of Mar 13, 2012)  
All games

Miami - GAME LOWS

POINTS	51		at Virginia (01-07-12)
	54		MEMPHIS (12-06-11)
	54		at Georgia Tech (03-08-12)
FIELD GOALS MADE	18		FLORIDA GULF COAST (11-22-11)
	18		at Virginia (01-07-12)
	18		at Georgia Tech (03-08-12)
FIELD GOAL ATTEMPTS	47		FLORIDA STATE (02-26-12)
FIELD GOAL PERCENTAGE	.321	(18-56)	FLORIDA GULF COAST (11-22-11)
3 PT FIELD GOALS MADE	2		NC STATE (01-22-12)
3 PT FG ATTEMPTS	15		at Maryland (02-21-12)
3 PT FG PERCENTAGE	.100	(2-20)	NC STATE (01-22-12)
FREE THROWS MADE	2		WAKE FOREST (02-18-12)
FREE THROW ATTEMPTS	3		at Georgia Tech (01-24-12)
	3		WAKE FOREST (02-18-12)
FREE THROW PERCENTAGE	.500	(9-18)	MEMPHIS (12-06-11)
REBOUNDS	25		vs FAU (12-17-11)
ASSISTS	5		at Virginia (01-07-12)
	5		at Maryland (02-21-12)
	5		at Georgia Tech (03-08-12)
STEALS	2		at Charlotte (12-22-11)
	2		vs Florida State (03-09-12)
BLOCKED SHOTS	0		at West Virginia (12-10-11)
	0		at Duke (02-05-12)
TURNOVERS	5		at Boston College (01-29-12)
FOULS	7		VIRGINIA TECH (02-09-12)



2011-12 Miami Men's Basketball  
Miami High/Low Analysis (as of Mar 13, 2012)  
All games

Opponent - GAME LOWS

POINTS	36		at Georgia Tech (03-08-12)
	49		at Georgia Tech (01-24-12)
	49		VIRGINIA TECH (02-09-12)
FIELD GOALS MADE	14		at Georgia Tech (03-08-12)
FIELD GOAL ATTEMPTS	43		at Boston College (01-29-12)
FIELD GOAL PERCENTAGE	.318	(14-44)	at Georgia Tech (03-08-12)
3 PT FIELD GOALS MADE	1		MEMPHIS (12-06-11)
3 PT FG ATTEMPTS	10		NC STATE (01-22-12)
3 PT FG PERCENTAGE	.083	(1-12)	MEMPHIS (12-06-11)
FREE THROWS MADE	0		RUTGERS (11-15-11)
FREE THROW ATTEMPTS	6		RUTGERS (11-15-11)
FREE THROW PERCENTAGE	.000	(0-6)	RUTGERS (11-15-11)
REBOUNDS	24		WAKE FOREST (02-18-12)
ASSISTS	6		at Georgia Tech (03-08-12)
STEALS	1		FLORIDA GULF COAST (11-22-11)
BLOCKED SHOTS	0		UNCG (01-02-12)
	0		BOSTON COLLEGE (03-03-12)
TURNOVERS	7		at Virginia (01-07-12)
	7		at NC STATE (02-29-12)
FOULS	7		at Georgia Tech (01-24-12)



2011-12 Miami Men's Basketball  
Miami Player High/Low Analysis (as of Mar 13, 2012)  
All games

Miami - INDIVIDUAL GAME HIGHS

Points	30		Kenny Kadji vs UNCG (01-02-12)
	27		Reggie Johnson at Duke (02-05-12)
	24		Durand Scott vs Maryland (02-01-12)
Field Goals Made	11		Reggie Johnson at Duke (02-05-12)
	11		Durand Scott vs Maryland (02-01-12)
Field Goal Att.	18		Malcolm Grant at Ole Miss (11-25-11)
FG Pct (min 5 made)	.833	(5-6)	Trey McKinney Jones at Maryland (02-21-12)
3-Point FG Made	6		Malcolm Grant at Ole Miss (11-25-11)
3-Point FG Att.	12		Malcolm Grant vs Maryland (02-01-12)
	12		Malcolm Grant at Ole Miss (11-25-11)
3-Pt FG Pct (min 4 made)	1.000	(4-4)	Shane Larkin at Purdue (11-29-11)
Free Throws Made	16		Durand Scott vs UMass (12-03-11)
Free Throw Att.	18		Durand Scott vs UMass (12-03-11)
FT Pct (min 5 made)	1.000	(7-7)	Shane Larkin vs UNCG (01-02-12)
	1.000	(6-6)	Shane Larkin vs Maryland (02-01-12)
Rebounds	12		Reggie Johnson at Duke (02-05-12)
	12		Kenny Kadji vs UNCG (01-02-12)
Assists	7		Durand Scott vs Maryland (02-01-12)
Steals	6		Shane Larkin at North Carolina (01-10-12)
	6		Shane Larkin at Ole Miss (11-25-11)
Blocked Shots	5		Kenny Kadji vs Florida State (02-26-12)
	5		Reggie Johnson vs FAU (12-17-11)
Turnovers	6		Durand Scott at Ole Miss (11-25-11)
Fouls	5		Durand Scott at NC STATE (02-29-12)
	5		Kenny Kadji vs Florida State (02-26-12)
	5		Shane Larkin at Maryland (02-21-12)
	5		Durand Scott at Maryland (02-21-12)
	5		Kenny Kadji at Duke (02-05-12)
	5		Durand Scott vs Maryland (02-01-12)
	5		Reggie Johnson vs Maryland (02-01-12)
	5		Durand Scott vs NC STATE (01-22-12)
	5		Kenny Kadji vs Clemson (01-18-12)
	5		Kenny Kadji at West Virginia (12-10-11)
	5		Erik Swoope vs Memphis (12-06-11)
	5		Erik Swoope at Purdue (11-29-11)
	5		Trey McKinney Jones at Ole Miss (11-25-11)
	5		Garrius Adams vs Tennessee Tech (11-11-11)





2011-12 Miami Men's Basketball  
Miami Opponent High/Low Analysis (as of Mar 13, 2012)  
All games

OPPONENT INDIVIDUAL GAME HIGHS

Points	36		SIMPSON, Trevis vs UNCG (01-02-12)
	33		Terrell Stoglin vs Maryland (02-01-12)
	27		Grier,Omari vs FAU (12-17-11)
	27		BRYANT, Darryl at West Virginia (12-10-11)
	27		BARTON, Will vs Memphis (12-06-11)
Field Goals Made	12		SIMPSON, Trevis vs UNCG (01-02-12)
	12		BARTON, Will vs Memphis (12-06-11)
Field Goal Att.	26		Terrell Stoglin vs Maryland (02-01-12)
FG Pct (min 5 made)	.778	(7-9)	Strickland, Dexter at North Carolina (01-10-12)
3-Point FG Made	7		SIMPSON, Trevis vs UNCG (01-02-12)
	7		Grier,Omari vs FAU (12-17-11)
3-Point FG Att.	20		Terrell Stoglin vs Maryland (02-01-12)
3-Pt FG Pct (min 4 made)	.800	(4-5)	Snaer, Michael vs Florida State (03-09-12)
Free Throws Made	9		Terrell Stoglin vs Maryland (02-01-12)
Free Throw Att.	11		Leslie,CJ at NC STATE (02-29-12)
	11		Jackson, Lewis at Purdue (11-29-11)
FT Pct (min 5 made)	1.000	(9-9)	Terrell Stoglin vs Maryland (02-01-12)
	1.000	(8-8)	Loucks, Luke vs Florida State (03-09-12)
	1.000	(7-7)	Wood,Scott vs NC STATE (01-22-12)
	1.000	(6-6)	Snaer, Michael vs Florida State (03-09-12)
	1.000	(6-6)	Sean Mosley at Maryland (02-21-12)
	1.000	(5-5)	SIMPSON, Trevis vs UNCG (01-02-12)
Rebounds	17		Holloway,Murphy at Ole Miss (11-25-11)
Assists	10		PARKER, Drew vs UNCG (01-02-12)
Steals	6		Tucker, Alex vs FAU (12-17-11)
Blocked Shots	5		Miller,Daniel at Georgia Tech (03-08-12)
Turnovers	7		James, Bernard at Florida State (02-11-12)
Fouls	5		Dulkys, Deividas vs Florida State (02-26-12)
	5		White, Okaro vs Florida State (02-26-12)
	5		Chennault,Tony vs Wake Forest (02-18-12)
	5		Sean Mosley vs Maryland (02-01-12)
	5		Nick Faust vs Maryland (02-01-12)
	5		Howell,Richard vs NC STATE (01-22-12)
	5		HENRY, Aloysius vs UNCG (01-02-12)
	5		SIMPSON, Trevis vs UNCG (01-02-12)
	5		HENRY, Pierria at Charlotte (12-22-11)
	5		MAYFIELD, DeMario at Charlotte (12-22-11)
	5		McCoy, Jordan vs FAU (12-17-11)
	5		BROWN, Sherwood vs Florida Gulf Coast (11-22-11)
	5		JEUNE, David vs UNF (11-19-11)
	5		WILLIAMS, Jimmy vs UNF (11-19-11)
	5		MCMORROW, Liam vs Tennessee Tech (11-11-11)
	5		INAMETI, Bassey vs Tennessee Tech (11-11-11)