




## 2009-10 SCHEDULE

| 11/14 NORTH CAROLINA CENTRAL (SUN), 4 p.m. | 11/16 NOVA SOUTHEASTERN, 7:30 p.m. | 11/19 vs. Tulane~, 1:30 p.m. |  
| 11/20 vs. Penn State/UNC Wilmington~, 12:30 p.m./3 p.m. | 11/22 vs. TBD~, TBD | 11/25 FLORIDA GULF COAST, 7:30 p.m. |  
| 11/28 USC UPSTATE, 1 p.m. | 12/2 MINNESOTA^ (ESPNU), 7:15 p.m. | 12/6 at Boston College\* (FSN), 3 p.m. |  
| 12/12 SOUTH CAROLINA STATE, 7:30 p.m. | 12/16 at Stetson, 7 p.m. | 12/19 vs. Florida Atlantic+ (SUN), 4 p.m. |  
| 12/21 NORTH CAROLINA A&T, 7:30 p.m. | 12/30 BETHUNE-COOKMAN, 7:30 p.m. | 1/3 at Pepperdine, 7 p.m. |  
| 1/9 WAKE FOREST\* (ESPNU), 6 p.m. | 1/13 at Virginia Tech\* (TheACC.com), 7 p.m. | 1/16 at Virginia\* (ESPNU), 8 p.m. |  
| 1/19 BOSTON COLLEGE\* (RSN), 9 p.m. | 1/26 at Maryland\* (ESPNU), 7 p.m. | 1/31 VIRGINIA TECH\* (Raycom), 1 p.m. |  
| 2/2 at Wake Forest\* (ESPN2), 7 p.m. | 2/6 at Florida State\* (ESPNU), 8 p.m. | 2/10 GEORGIA TECH\* (TheACC.com), 7 p.m. |  
| 2/13 at Clemson\* (RSN), Noon | 2/17 DUKE\* (ESPN), 7 p.m. | 2/23 VIRGINIA\* (RSN), 7 p.m. | 2/27 NC STATE\* (Raycom), 4 p.m. |  
| 3/2 at North Carolina\* (Raycom), 8 p.m. | 3/6 FLORIDA STATE\* (ESPN2), Noon |  
| 3/11-14 ACC Men's Basketball Tournament (Greensboro, N.C.) |

All HOME GAMES are played at the BankUnited Center on the University of Miami campus. All times Eastern.

\* ACC Game | ~ Charleston Classic (Charleston, S.C.) | ^ Big Ten/ACC Challenge |  
+ MetroPCS Orange Bowl Basketball Classic (BankAtlantic Center) |



## 30 PREVIEW

Sixth-year head coach Frank Haith and the Hurricanes return three players who started 16-or-more games, two of the team's top-three scorers and seven letterwinners from last season's squad that advanced to the postseason for the fourth time in five seasons under Haith.

## 33 the STAFF

Coach Haith and his tireless staff returns to the hardwood in 2009-10 determined to develop outstanding young men, both on and off the court. In addition to building the program, Haith and the Hurricanes have had 18 players graduate since 2005.

## 45 the 'CANES

Four veteran Hurricanes — Dwayne Collins, James Dews, Cyrus McGowan and Adrian Thomas — will lead the 2009-10 campaign. In addition, Miami welcomes a nationally-ranked recruiting class, with the arrival of Garrius Adams, Antoine Allen, Donnavan Kirk and Durand Scott.

## 75 the U

Get to know more about both the University of Miami and the U family that is dedicated to providing the best experience possible for all Hurricane student-athletes.

# 2009-10 MIAMI MEN'S BASKETBALL

## GENERAL INFORMATION

|                               |    |
|-------------------------------|----|
| 2009-10 Schedule              | 1  |
| Quick Facts                   | 4  |
| 2009-10 Roster                | 5  |
| It's All About the U          | 6  |
| Where Are U Now               | 7  |
| Postseason Prowess            | 8  |
| BankUnited Center             | 10 |
| Practice Facility             | 12 |
| Miami Traditions              | 14 |
| Building New Traditions       | 16 |
| Hurricanes in the NBA         | 18 |
| Beautiful Miami               | 20 |
| Only the Best: ACC Basketball | 22 |
| Strength & Conditioning       | 24 |
| Individual Development        | 26 |
| Media Exposure                | 28 |

## SEASON PREVIEW

|                    |    |
|--------------------|----|
| Preseason Notebook | 30 |
|--------------------|----|

## COACHING STAFF

|                                      |    |
|--------------------------------------|----|
| Head Coach Frank Haith               | 34 |
| Associate Head Coach Jorge Fernandez | 38 |
| Assistant Coach Jake Morton          | 39 |
| Assistant Coach Michael Schwartz     | 40 |
| Men's Basketball Support Staff       | 41 |

## MEET THE HURRICANES

|                            |    |
|----------------------------|----|
| Dwayne Collins, Senior     | 46 |
| James Dews, Senior         | 50 |
| Cyrus McGowan, Senior      | 54 |
| Adrian Thomas, Senior      | 58 |
| Julian Gamble, Sophomore   | 62 |
| DeQuan Jones, Sophomore    | 65 |
| Ryan Quiglar, Sophomore    | 68 |
| Malcolm Grant, Sophomore-R | 70 |
| Reggie Johnson, Freshman-R | 71 |

## NEWCOMERS

|                              |    |
|------------------------------|----|
| Garrius Adams, Antoine Allen | 72 |
| Donnavan Kirk, Durand Scott  | 73 |
| Q&A                          | 74 |

## THE U

|                         |    |
|-------------------------|----|
| University of Miami     | 76 |
| Athletics Excellence    | 78 |
| Facilities              | 80 |
| Academic Excellence     | 82 |
| UM Sports Hall of Fame  | 83 |
| University President    | 84 |
| Director of Athletics   | 85 |
| Athletic Administration | 86 |
| Head Coaches            | 87 |
| Athletics Staff         | 88 |
| The Power of U          | 89 |
| Compliance              | 90 |

## 2009-10 OPPONENTS

|                        |     |
|------------------------|-----|
| Opponent Information   | 94  |
| 2010 Postseason        | 100 |
| The ACC                | 101 |
| ACC Composite Schedule | 102 |

## 2008-09 REVIEW

|                          |     |
|--------------------------|-----|
| Season Highlights        | 104 |
| Final Results            | 106 |
| Final Statistics         | 107 |
| Game-by-Game Statistics  | 108 |
| Points-Rebounds-Assists  | 109 |
| Game-by-Game Highs       | 110 |
| Game Superlatives        | 111 |
| Miscellaneous Statistics | 112 |
| ACC in Review            | 113 |
| ACC Statistical Leaders  | 114 |
| Game Recaps              | 118 |

## HISTORY

|                         |     |
|-------------------------|-----|
| Program History         | 132 |
| Miami in the Postseason | 143 |
| Hurricane Head Coaches  | 151 |
| 1,000 Point Club        | 152 |
| All-Americans           | 154 |
| Hurricanes in the Draft | 155 |
| Conference Honor Roll   | 156 |
| Hurricane Lettermen     | 158 |
| Retired Jerseys         | 160 |

|                            |     |
|----------------------------|-----|
| Miami in the Polls         | 161 |
| Miami vs. Ranked Opponents | 162 |
| Network TV Appearances     | 164 |

## RECORD BOOK

|                            |     |
|----------------------------|-----|
| Team Records               | 166 |
| Individual Records         | 167 |
| Annual Leaders             | 174 |
| Year-by-Year Statistics    | 176 |
| 100 Point/Overtime Games   | 179 |
| The Hurricanes at Home     | 180 |
| Regular Season Tournaments | 181 |
| Series Records             | 182 |
| All-Time Series Results    | 184 |
| All-Time Results           | 191 |

## MEDIA INFORMATION



|  |     |
|--|-----|
| Sports Media Relations                       | 202 |
| Hurricane Sports Network, ACC Media Services | 203 |
| Covering the 'Canes                          | 204 |
| Miami Media Outlets                          | 206 |
| Welcome to Miami                             | 207 |
| TV/Radio Spot Chart                          | 208 |

## ON THE COVER

Seniors James Dews, Cyrus McGowan and Dwayne Collins are ready to lead the Hurricanes in 2009-10.

## CREDITS

The 2009-10 University of Miami Men's Basketball Media Guide is an official publication of the University of Miami Sports Media Relations Office. Copyright © 2009. **COVER DESIGN:** Margaret Belch. **LAYOUT:** Margaret Belch. **EDITORS:** Margaret Belch, Bryan Harvey. **CONTRIBUTORS:** Margaret Belch, Bryan Harvey, Rob Dunning, Scott Moody, Sam Henderson, Alex Bryant, Julian Hampton, Kashae Foster, Brandon Gross, Greater Miami Chamber of Commerce, Opponent SIDs. **PHOTOGRAPHY:** J.C. Ridley, Richard Lewis, Evan Pike, Jorge Perez, City of Miami, Raul M. Zarranz, Nick Adams/spurs.com, Garrett W. Ellwood/NBAE/Getty Images, Robert Crawford, Nelson Chenault, Jessica Marshall, Joel Auerbach, Michael Erdelyi, ACC, NBAE Photos, Ed Nunez, Tomasso DeRosa, Bob Rosato, Gary Rothstein, Al Messerschmidt, Bob Rosato, Nat Butler, Tom DiPace, Rhona Wise, Thomas Maguire, William Lai, Mitchell Layton, Norm Fisher, Max Lorber, Toby Lane, Patty Garavito, Todor Pandov, Miami Heat, Miami Dolphins, Florida Marlins, Florida Panthers, Chicago Bulls, Milwaukee Bucks, Golden State Warriors, University Relations, Metro-Dade County Department of Tourism, Opponent SIDs, Getty/NBA Images. **PRINTING:** AC Graphics.



## 93 OPPONENTS

This season's 30-game slate includes 15 contests versus postseason teams and at least 17 televised games. Miami will have 16 home games at the BankUnited Center and 16 ACC contests – including home and away series with Wake Forest, Florida State, Boston College, Virginia Tech and Virginia.

## 103 in REVIEW

The Hurricanes opened the season in the national rankings and closed their campaign in the postseason once again. Behind record-setting performances by two-time First Team All-ACC pick Jack McClinton, Miami continued to make a name for itself with big wins over Kentucky, Wake Forest, Boston College, Providence and Maryland.

## 131 HISTORY

Miami continued its growth in 2008-09, as the program develops under the watchful eyes of head coach Frank Haith and his upstart Hurricanes. All-time great 'Canes include Rick Barry, Tim James, Don Cumutt, Dick Hickox, Johnny Hemsley, James Jones, John Salmons and Jack McClinton.

## 201 MEDIA

Information on who covers – and how to cover – the Hurricanes in 2009-10, plus how to get around South Florida.

## QUICK FACTS

**THE UNIVERSITY**

|                       |                           |
|-----------------------|---------------------------|
| Location              | Coral Gables, Fla.        |
| Founded               | 1925                      |
| Enrollment            | 15,323                    |
| Nickname              | Hurricanes                |
| Colors                | Orange, Green and White   |
| Mascot                | Sebastian the Ibis        |
| Affiliation           | NCAA Division I           |
| Conference            | Atlantic Coast Conference |
| Home Arena (Capacity) | BankUnited Center (7,200) |
| Press Row             | (305) 284-2111            |
| President             | Dr. Donna E. Shalala      |
| Athletic Director     | Kirby Hocutt              |
| Ticket Office         | 1-800-GO-CANES            |

## PROGRAM HISTORY

|  |                                    |
|--|------------------------------------|
| First Year of Basketball                                   | 1926                               |
| All-Time Record (pct.)                                     | 831-642 (.564)                     |
| NCAA Appearances   | 6                                  |
| Years  | 1960, 1998, 1999, 2000, 2002, 2008 |
| Last Appearance  | 2008                               |
| Last Postseason Opponent                                   | Texas (Second Round)               |
| Result   | L, 75-72                           |
| Latest Round (Year)  | Sweet 16 (1992)                    |
| NIT Appearances  | 9                                  |
| Years 1961, 1963, 1964, 1995, 1997, 2001, 2005, 2006, 2009 |                                    |
| Last Appearance  | 2009                               |
| Last Postseason Opponent                                   | Florida (Second Round)             |
| Result   | L, 74-60                           |

## COACHING AND SUPPORT STAFF

Head Coach \_\_\_\_\_ Frank Haith  
Alma Mater (Year) \_\_\_\_\_ Elon (1988)  
Overall Record/Record at UM (Years) \_\_\_\_\_ 88-73 (5)  
Associate Head Coach \_\_\_\_\_ Jorge Fernandez/Stetson (1985)  
Assistant Coach \_\_\_\_\_ Jake Morton/Miami (Fla.) (1993)  
Assistant Coach \_\_\_\_\_ Michael Schwartz/Texas (1999)  
Director of Basketball Operations \_\_\_\_\_ Mike Summey/NC State (1997)  
Associate Director of Operations \_\_\_\_\_ Toby Lane/Wichita State (1993)  
Graduate Manager \_\_\_\_\_ Brett Burman/Wisconsin (2009)  
Athletic Trainer \_\_\_\_\_ Wes Brown/UNCW (2000)  
Strength & Conditioning Coach \_\_\_\_\_ Mac Calloway/Florida (2000)

## TEAM INFORMATION

|                              |              |
|------------------------------|--------------|
| 2008-09 Overall Record       | 19-13        |
| Home/Away/Neutral            | 12-4/5-7/2-2 |
| ACC Record/Finish            | 7-9/T-7      |
| Final Ranking                | NR           |
| Starters Returning/Lost      | 2/3          |
| Letterwinners Returning/Lost | 7/5          |
| Newcomers                    | 6            |

## SPORTS MEDIA RELATIONS

Assistant AD for Communications \_\_\_\_\_ Mark Pray  
Assistant SID/M Basketball \_\_\_\_\_ Margaret Belch  
E-mail \_\_\_\_\_ mbelch@miami.edu  
Phone \_\_\_\_\_ (305) 284-3241  
Mobile \_\_\_\_\_ (305) 915-0588  
Fax \_\_\_\_\_ (305) 284-2807  
Athletic Website \_\_\_\_\_ www.hurricanesports.com  
Address \_\_\_\_\_ 5821 San Amaro Drive  
Coral Gables, FL 33146



# 2009-10 HURRICANES ROSTER

## NUMERICAL

| NO | NAME           | POS | HT   | WT  | YR   | HOMETOWN (HIGH SCHOOL/PREVIOUS)                           |
|----|----------------|-----|------|-----|------|---|
| 1  | Durand Scott   | G   | 6-3  | 195 | FR   | New York, N.Y. (Rice)                                     |
| 3  | Malcolm Grant  | G   | 6-1  | 191 | SO-R | Brooklyn, N.Y. (Winchendon Acad.[Mass.]/Villanova)        |
| 11 | Ryan Quigtar   | G   | 5-11 | 172 | SO   | Skyway, Wash. (Renton)                                    |
| 12 | Antoine Allen  | G   | 6-1  | 184 | FR   | Baltimore, Md. (Lake Clifton/Miss. Elite Christian Acad.) |
| 20 | Cyrus McGowan  | F   | 6-9  | 237 | SR   | Brooksville, Miss. (Meridian/Arkansas)                    |
| 21 | Dwayne Collins | F   | 6-8  | 241 | SR   | Miami, Fla. (Miami Senior)                                |
| 22 | Donnavan Kirk  | F   | 6-9  | 220 | FR   | Pontiac, Mich. (Detroit Country Day)                      |
| 23 | James Dews     | G   | 6-4  | 213 | SR   | Cincinnati, Ohio (Lakota East)                            |
| 25 | Garrius Adams  | G   | 6-6  | 193 | FR   | Apex, N.C. (Middle Creek)                                 |
| 30 | Adrian Thomas  | F   | 6-7  | 229 | SR   | Pembroke Pines, Fla. (Flanagan)                           |
| 31 | DeQuan Jones   | F   | 6-6  | 219 | SO   | Stone Mountain, Ga. (Wheeler)                             |
| 42 | Reggie Johnson | C   | 6-10 | 295 | FR-R | Winston-Salem, N.C. (Winston-Salem Prep)                  |
| 45 | Julian Gamble  | C   | 6-9  | 255 | SO   | Durham, N.C. (Southern Durham)                            |

## ALPHABETICAL

| NO | NAME           | POS | HT   | WT  | YR   | HOMETOWN (HIGH SCHOOL/PREVIOUS)                           |
|----|----------------|-----|------|-----|------|---|
| 25 | Garrius Adams  | G   | 6-6  | 193 | FR   | Apex, N.C. (Middle Creek)                                 |
| 12 | Antoine Allen  | G   | 6-1  | 184 | FR   | Baltimore, Md. (Lake Clifton/Miss. Elite Christian Acad.) |
| 21 | Dwayne Collins | F   | 6-8  | 241 | SR   | Miami, Fla. (Miami Senior)                                |
| 23 | James Dews     | G   | 6-4  | 213 | SR   | Cincinnati, Ohio (Lakota East)                            |
| 45 | Julian Gamble  | C   | 6-9  | 255 | SO   | Durham, N.C. (Southern Durham)                            |
| 3  | Malcolm Grant  | G   | 6-1  | 191 | SO-R | Brooklyn, N.Y. (Winchendon Acad.[Mass.]/Villanova)        |
| 42 | Reggie Johnson | C   | 6-10 | 295 | FR-R | Winston-Salem, N.C. (Winston-Salem Prep)                  |
| 31 | DeQuan Jones   | F   | 6-6  | 219 | SO   | Stone Mountain, Ga. (Wheeler)                             |
| 22 | Donnavan Kirk  | F   | 6-9  | 220 | FR   | Pontiac, Mich. (Detroit Country Day)                      |
| 20 | Cyrus McGowan  | F   | 6-9  | 237 | SR   | Brooksville, Miss. (Meridian/Arkansas)                    |
| 11 | Ryan Quigtar   | G   | 5-11 | 172 | SO   | Skyway, Wash. (Renton)                                    |
| 1  | Durand Scott   | G   | 6-3  | 195 | FR   | New York, N.Y. (Rice)                                     |
| 30 | Adrian Thomas  | F   | 6-7  | 229 | SR   | Pembroke Pines, Fla. (Flanagan)                           |

**Head Coach:** Frank Haith (Elon '88, 6th season)

**Associate Head Coach:** Jorge Fernandez

**Assistant Coaches:** Jake Morton, Michael Schwartz

**Director of Basketball Operations:** Mike Summey

**Associate Director of Basketball Operations:** Toby Lane

**Graduate Manager:** Brett Burman

**Athletic Trainer:** Wes Brown

**Strength & Conditioning Coach:** Mac Calloway



## HURRICANES BY CLASS

### SENIORS (4)

|                |   |
|----------------|---|
| Dwayne Collins | F |
| James Dews     | G |
| Cyrus McGowan  | F |
| Adrian Thomas  | F |

### SOPHOMORES (4)

|               |   |
|---------------|---|
| Julian Gamble | C |
| Malcolm Grant | G |
| DeQuan Jones  | F |
| Ryan Quigtar  | G |

### FRESHMEN (5)

|                |   |
|----------------|---|
| Garrius Adams  | G |
| Antoine Allen  | G |
| Reggie Johnson | C |
| Donnavan Kirk  | F |
| Durand Scott   | G |

## HURRICANES BY STATE

### NORTH CAROLINA (3)

|                |               |
|----------------|---------------|
| Garrius Adams  | Apex          |
| Julian Gamble  | Durham        |
| Reggie Johnson | Winston-Salem |

### FLORIDA (2)

|                |                |
|----------------|----------------|
| Dwayne Collins | Miami          |
| Adrian Thomas  | Pembroke Pines |

### NEW YORK (2)

|               |          |
|---------------|----------|
| Malcolm Grant | Brooklyn |
| Durand Scott  | New York |

### GEORGIA (1)

|              |                |
|--------------|----------------|
| DeQuan Jones | Stone Mountain |
|--------------|----------------|

### MARYLAND (1)

|               |           |
|---------------|-----------|
| Antoine Allen | Baltimore |
|---------------|-----------|

### MICHIGAN (1)

|               |         |
|---------------|---------|
| Donnavan Kirk | Pontiac |
|---------------|---------|

### MISSISSIPPI (1)

|               |             |
|---------------|-------------|
| Cyrus McGowan | Brooksville |
|---------------|-------------|

### OHIO (1)

|            |            |
|------------|------------|
| James Dews | Cincinnati |
|------------|------------|

### WASHINGTON (1)

|              |        |
|--------------|--------|
| Ryan Quigtar | Renton |
|--------------|--------|

## We are the MIAMI HURRICANES.

With that honor and privilege comes a commitment to excellence — on the court, in the classroom, in every endeavor.

"It's All About the U" is a Department of Athletics campaign to affirm the core values of what it means to be a 'Cane. It's more than a code of conduct; it's a way of life for students, coaches, alumni, faculty and fans. It's a pledge to surpass what's expected of us and deliver our utmost with passion and pride.

Hurricane spirit is a mighty force, but our strength is not limited to athletic prowess. University of Miami student-athletes strike a balance between training the body for peak performance and sharpening the intellect for future success.

Beyond their athletic and academic vigor, Miami Hurricanes operate with integrity. "It's All About the U" emphasizes doing the right thing, even when no one is watching. It means being a role model in the community and someone who is always eager to help those in need.

When our fans raise their hands thumb-to-thumb, forming a "U", they are saluting a winning athletic tradition, as well as showcasing their pride in one of the nation's finest institutions of higher education. Fans who know "It's All About the U" have profound respect for the game, the players, the officials and most of all, themselves.

We invite you to explore the many ways in which the Miami Hurricanes excel in academics, life and athletics.

**IT'S ALL ABOUT THE U**  
ACADEMICS • LIFE • ATHLETICS

## WHERE ARE U NOW

Although the NCAA grants student-athletes just four years of eligibility, the impact the great Hurricanes make is felt well beyond that.

From that spot-on three-point shot that lifted the hearts of Hurricanes everywhere — and dashed the spirit of opponents time and time again, to that steely resolve, great leaping ability and foot speed that left the other team in the dust... From the quiet, undeterred determination of the rangy hometown player to the mighty blocks, dunks and screams that wouldn't let you forget that — like him — the 'Canes are not to be underestimated...


The Class of 2009 swept through Coral Gables, and the Hurricanes are forever changed because of them.

**JACK McCLINTON (33):** Both the ACC and Miami's all-time most accurate three-point shooter, he was a second-round pick by the San Antonio Spurs in the 2009 NBA Draft.

**BRIAN ASBURY (32):** After appearing in more games than any other Hurricane, he signed a professional contract with Hapoel Kiryat Tivon in Israel.

**JIMMY GRAHAM (00):** Known for his aggressiveness, he moved from the hardwood to the gridiron and is a tight end on Miami's football team. Scored his first career touchdown in the 33-17 win over Georgia Tech.

**LANCE HURDLE (1):** This speedy and high-flying Hurricane signed a professional contract with the NBA D-League.





**FOUR POSTSEASON APPEARANCES IN THE LAST FIVE YEARS... SEVEN POSTSEASON APPEARANCES SINCE 2000...** These Hurricanes want to **PLAY ON**.

While the majority of teams across America pack it in come March, the University of Miami men's basketball program is making it a habit to keep on playing.

Life isn't all just fun and games... or is it?

Actually these Hurricanes players and coaches work diligently to keep this habit alive, and their hard work has paid off as they have won at least one game in their last three-straight postseason appearances.

It was Hurricane season for sure in 2007-08 when Miami showed resolve and determination as they worked steadily towards a postseason berth. A strong 12-0 start to the season, followed by the program's highest-ever finish in the ACC resulted in Hurricanes' invitation to the Big Dance.


Miami blew into Alltel Arena in North Little Rock, Ark., as Jack McClinton's 38-point first-round performance made everyone take notice. Trailing 32-27 at halftime, McClinton took the game into his own hands and in the second half the score was McClinton 32, St. Mary's 32. His effort was not only the best postseason performance in Miami history, but also the second-highest scoring output by an individual in the entire 2007-08 tournament. That performance pushed these seventh-seeded Hurricanes to a 78-64 win over 10th-seeded St. Mary's and into the NCAA's second round for the third time in Miami history.

In second-round action versus second-seeded Texas, Miami put together a furious second-half rally, nearly knocking off the Longhorns. But despite a dozen second-half McClinton points and a pair of thrilling three-pointers by Raymond Hicks in the final 11 seconds, the Hurricanes saw their exciting postseason run come to a close with a 75-72 loss.



**NCAA® FIRST AND SECOND**  
**UNIVERSITY OF ARKANSAS AT LITTLE**

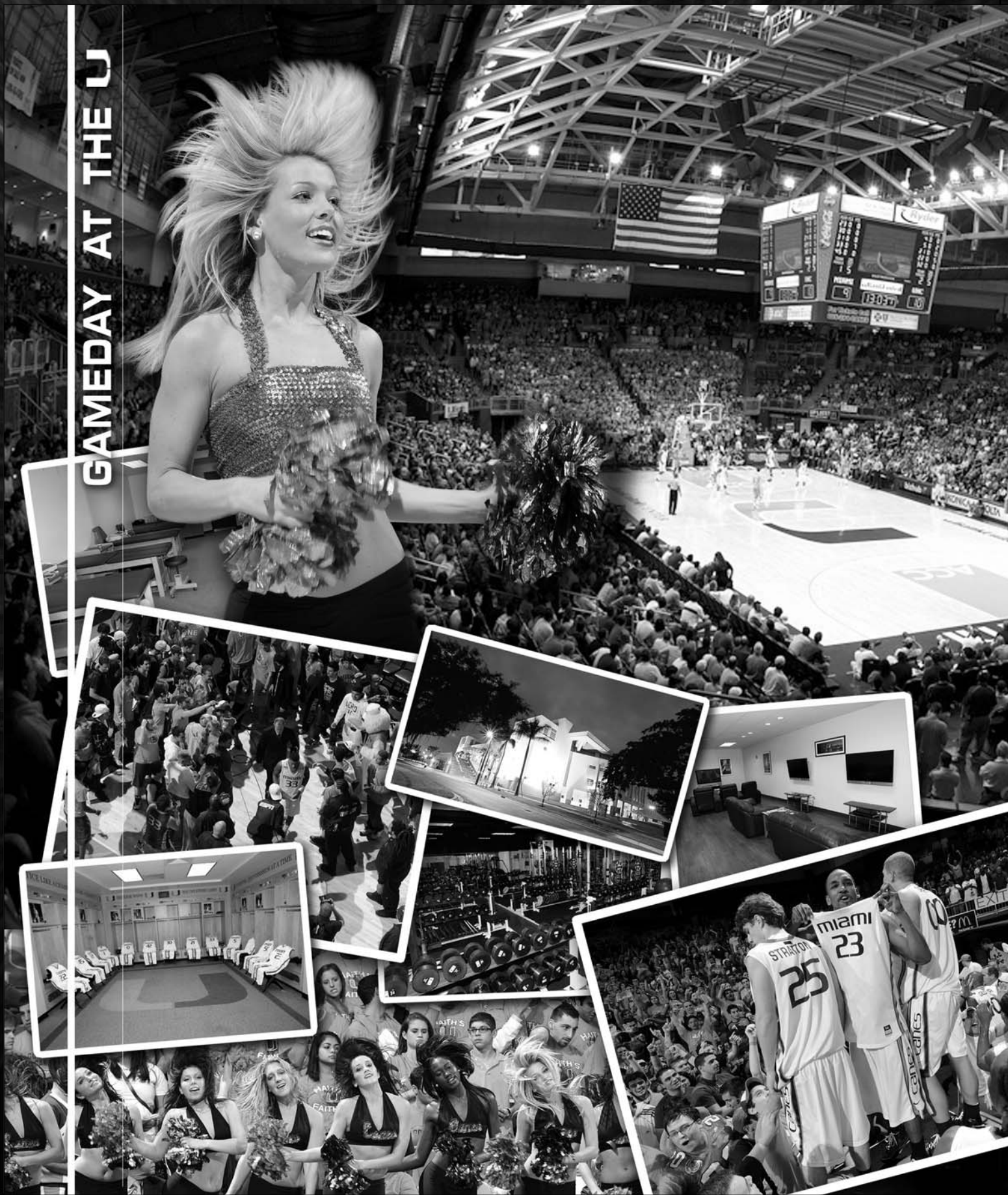




POSTSEASON PROWESS

GAMEDAY AT THE U

10 | C






The BankUnited Center, a multi-purpose entertainment facility that seats 7,200 for basketball games, is located on the University of Miami's beautiful Coral Gables campus. The venue hosts concerts, trade shows, lecture series and sporting events, in addition to serving as the home to the University of Miami men's and women's basketball teams.

Over the last two seasons, the Hurricanes have established home court dominance, winning 26 games at the "BUC" — including a school-record 14-2 mark in 2007-08 and memorable victories over No. 4/5 Duke and No. 6/7 Wake Forest.

With its grand opening in January of 2003 — a 64-61 overtime win over North Carolina, the BankUnited Center became the University's first on-campus venue with seating to accommodate large events offering an ideal capacity for concerts, conferences, lecture series, banquets and more. It significantly increases the University of Miami's collegiate experience for its students by allowing on campus events such as commencements, sporting events, convocations and pep rallies. The community also benefits from the venue's utilization as a showcase for a host of family shows and special events.

The BankUnited Center has 25 suites. Each suite is equipped with 12 box seats with three additional bar stools, a lounge area, television and phones, along with a kitchen area with a bar and refrigerator. Suites holders also have access to the Hurricane 100 reception room, a special room that hosts pre-game and post-game events. This reception room includes concessions, rest rooms and meeting space available to members and their guests.

The BankUnited Center is managed by Global Spectrum. The Philadelphia-based company is part of one of the world's largest sports and entertainment companies, Comcast-Spectacor, which also owns the Philadelphia 76ers (NBA) and the Philadelphia Flyers (NHL).



## FULL COURT ACCESS

The newest addition to Miami athletics opened in March of 2009, with the debut of the Hurricanes' on-campus practice facility. The 29,000-square foot facility is conveniently located immediately adjacent to the BankUnited Center, alongside the Hurricanes 100 Room east of the arena. The new facility houses several full-size practice courts, as well as a multi-purpose room to host a variety of events.

Miami basketball players have access to the secure facility 24 hours a day, allowing the Hurricanes court time at any time.








# HOME OF THE HURRICANES



PRACTICE MAKES PERFECT ]

# U TRADITIONS: HURRICANES 101

U | H |



## THE NAME: THE HURRICANES

It began in controversy. Some reports say players on the 1927 football team held a team meeting to select Hurricanes, hoping they would sweep away opponents just as the devastating storm did on Sept. 16, 1926. Another version holds that Jack Bell, a columnist for the old Miami News, asked end Porter Norris of the 1926 team what the team should be. Told that local dignitaries and University officials wanted to name the team for local flora or fauna, Norris said the players wouldn't stand for it and suggested "Hurricanes" since the opening game had been postponed by such a storm. From time to time, opposition has arisen to the name that would "reinforce Miami's negative reputation as a weather-beaten community living constantly under the threat of destruction." But as one UM official rationalized in the 1960s, "Does anyone think Chicago is overrun by bears just because the town has a football team by that name?"

## THE COLORS: ORANGE, GREEN & WHITE

UM's colors were selected in 1926 and are representative of the Florida orange tree — with orange symbolizing the fruit of the tree, green the leaves and white the blossoms.

## THE U

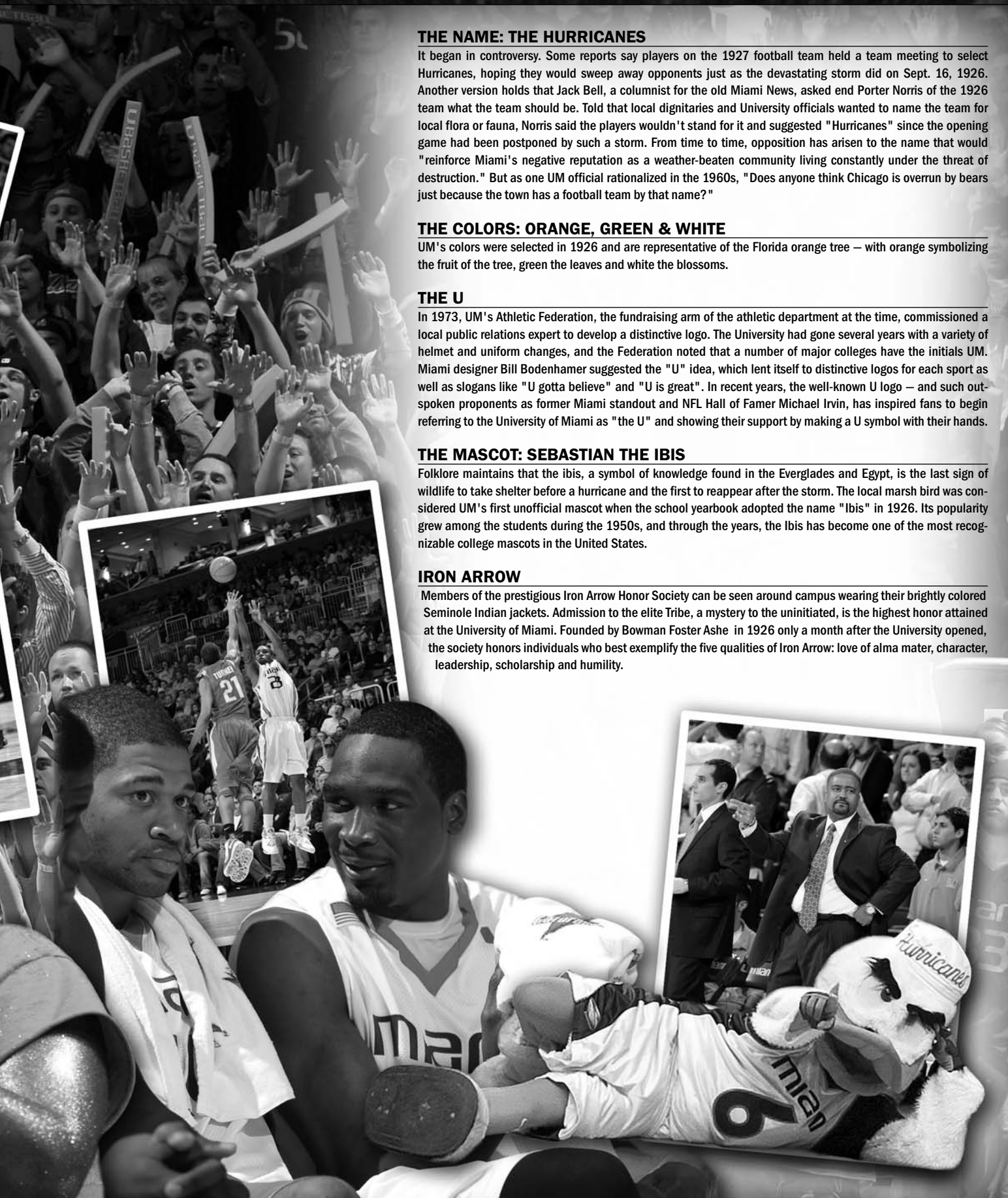
In 1973, UM's Athletic Federation, the fundraising arm of the athletic department at the time, commissioned a local public relations expert to develop a distinctive logo. The University had gone several years with a variety of helmet and uniform changes, and the Federation noted that a number of major colleges have the initials UM. Miami designer Bill Bodenhamer suggested the "U" idea, which lent itself to distinctive logos for each sport as well as slogans like "U gotta believe" and "U is great". In recent years, the well-known U logo — and such outspoken proponents as former Miami standout and NFL Hall of Famer Michael Irvin, has inspired fans to begin referring to the University of Miami as "the U" and showing their support by making a U symbol with their hands.

## THE MASCOT: SEBASTIAN THE IBIS

Folklore maintains that the ibis, a symbol of knowledge found in the Everglades and Egypt, is the last sign of wildlife to take shelter before a hurricane and the first to reappear after the storm. The local marsh bird was considered UM's first unofficial mascot when the school yearbook adopted the name "Ibis" in 1926. Its popularity grew among the students during the 1950s, and through the years, the Ibis has become one of the most recognizable college mascots in the United States.

## IRON ARROW

Members of the prestigious Iron Arrow Honor Society can be seen around campus wearing their brightly colored Seminole Indian jackets. Admission to the elite Tribe, a mystery to the uninitiated, is the highest honor attained at the University of Miami. Founded by Bowman Foster Ashe in 1926 only a month after the University opened, the society honors individuals who best exemplify the five qualities of Iron Arrow: love of alma mater, character, leadership, scholarship and humility.





## GETTING NOTICED

Head Coach Frank Haith is the first coach in Miami history to earn National Association of Basketball Coaches District 6 Coach of the Year honors in 2005, after leading the Hurricanes to the second-most wins (16) by a first-year coach in program history. That year, Haith was also a Naismith National Coach of the Year Award Finalist.

After leading the Hurricanes to a 10-game turnaround in 2007-08 — among the best single-season turnarounds in the nation, Haith finished runner-up in ACC Coach of the Year voting. Miami won 23 games that season — posting its 10th 20-win season in program history.

## POSTSEASON PROWESS

In five years at the helm, Coach Haith has guided the Hurricanes to four postseason appearances — and is the first Miami coach to accomplish the feat.

In 2007-08, Haith led Miami to its first NCAA Tournament appearance since 2002. With their 78-64 first round win over St. Mary's, the Hurricanes advanced to the NCAA's second round for the third time in program history and for the first time since 2000.

In 2008-09, Haith's Hurricanes advanced past the first round of post-season play for the second-straight season and in their third-straight postseason appearance. Miami went on the road and knocked off Providence, 78-66, to advance to the second round of the National Invitation Tournament.

In 2006, Haith guided Miami to both its first National Invitation Tournament win since 1963 and to its first NIT road win in school history.

Under Haith, the Hurricanes earned their first ACC Tournament win in 2006, and have advanced to the ACC Tournament quarterfinals in three of the last four years.

## BEATING THE BEST

Haith has coached Miami to 13 wins over ranked opponents in four seasons — including four on the road, one on a neutral court and a school-record tying four wins over ranked opponents in 2006-07.

On Feb. 4, 2009, Miami routed No. 6/7 Wake Forest, 79-52. The Hurricanes' 27-point win was the largest margin of victory over a ranked opponent in school history and was also the largest margin of victory in ACC play. Almost one year prior on Feb. 20, 2008, the Hurricanes knocked off No. 4/5 Duke, 96-95. It marked the highest ranked opponent Miami has defeated since Feb. 20, 1999, when UM beat No. 2/2 UConn, 73-71, on the road.

The Hurricanes have 34 wins over ranked teams since 1995, and have defeated at least one ranked opponent at home in 14 of the last 15 seasons.

## ROAD WARRIORS

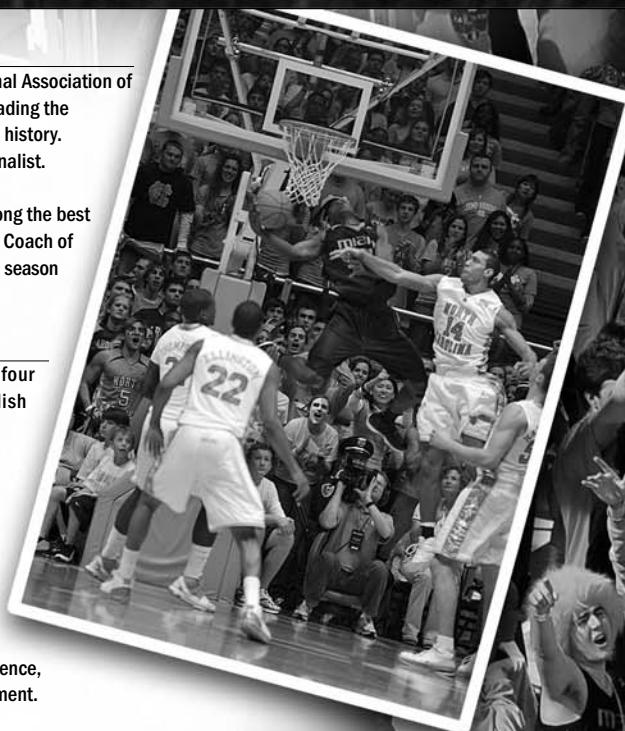
Under Coach Haith, the Hurricanes have also picked up several impressive road wins — including defeating No. 18/19 Florida, 72-65, on Dec. 4, 2004, in Gainesville for the first time in 41 years, defeating No. 20/20 North Carolina, 81-70, in Chapel Hill for the first time in program history on Jan. 14, 2006 and knocking off Kentucky, 73-67, for Miami's first win at Rupp Arena on Dec. 6, 2008. UM's 20-point halftime lead (46-26) was the largest by an opponent at Rupp in almost 29 years.

## EXCELLENCE — ON AND OFF THE COURT

Jack McClinton became the first Hurricane in program history to earn All-ACC First Team honors in 2008 and then repeated that feat in 2009. In addition, he was the only All-ACC First Team pick to also earn All-ACC Academic Men's Basketball Team accolades in 2008, and in 2009 he was the only All-ACC pick on any team to also earn the academic distinction. McClinton was also the 2009 recipient of the Skip Prosser Award, given to the league's top men's basketball scholar-athlete.

Miami and Duke lead all ACC teams with seven All-ACC Academic Men's Basketball Team selections over the last four years. In addition, UM has had a first-, second- or third-team All-ACC player in each of its first five seasons in the league.

In five years with Haith at the helm of Miami's program, the Hurricanes have graduated 18 players — including current 'Cane Adrian Thomas who is enrolled in graduate school.







THE NEXT LEVEL C

is | C



guillermoDIAZ



JohnSALMONS



JackMcCLINTON



FAITHS  
FAITHFUL



## PREPARING FOR THE NEXT LEVEL

Throughout the years, the University of Miami has proven to be a building ground for players looking to excel beyond the college ranks and into the world of professional basketball. The Hurricanes have had 17 players selected in the NBA Draft, including first-round selections Tim James (1999) and John Salmons (2002), and second-round picks James Jones (2003), Guillermo Diaz (2006) and Jack McClinton (2009).

Notable Hurricane alumni who have gone on to star in the NBA include the legendary Rick Barry, who was named one of the 50 Greatest Players in NBA history in 1996. Miami's all-time leading scorer and a Basketball Hall of Fame inductee, he is also the only player to lead the NCAA, ABA and NBA in scoring.

Heading into the 2009-10 preseason, three former Hurricanes work towards continuing their basketball career in NBA uniforms — James Jones, John Salmons and Jack McClinton.

Over Miami head coach Frank Haith's career, he has had a dozen or more players go on to play or be drafted in the NBA, including T.J. Ford (Milwaukee Bucks, 2003), Josh Howard (Dallas Mavericks, 2003), LaMarcus Aldridge (Portland Trail Blazers, 2006), Daniel Gibson (Cleveland Cavaliers, 2006), Royal Ivey (Atlanta Hawks, 2004), Calvin Booth (Washington Wizards, 1999), Darius Songaila (Boston Celtics, 2002) and former Hurricanes Guillermo Diaz (Los Angeles Clippers, 2006), Robert Hite (Miami Heat) and Jack McClinton (San Antonio Spurs, 2009).

**"I have watched Frank Haith help develop college players into NBA players... Frank knows what it takes to prepare players for the NBA, and because Frank's players are so fundamentally sound, I will always give his players strong consideration when preparing for the draft."**

— **Lance Blanks**

*Assistant General Manager, Cleveland Cavaliers*



rickBARRY

roberthITE

timJAMES

jamesJONES

titoHORFORD

"Welcome to Miami... bienvenidos a Miami." With 84 miles of Atlantic coastline, yearlong sunshine and a boasted average daily temperature of 75 degrees, it is no wonder in his hit single, Will Smith dubbed Miami "the city where the heat is on."

## THE HEAT ON THE COURT

Thanks to South Florida's year-round, sports-friendly climate, Miami has a lot to offer in outdoor recreational activities. From some of the PGA's finest golf courses to almost 700 parks, countless opportunities for kayaking, scuba-diving, fishing and beach volleyball, there is something for everyone.

South Florida truly has the perfect weather for sports and is one of only eight metropolitan areas in the United States that can boast of a professional franchise in each of the four major sports. The Major League's Florida Marlins had everybody "doing the fish" when they won the World Series in 1997 and 2003. The NFL's Miami Dolphins have thrilled fans for decades at Land Shark Stadium, which hosted the Super Bowl in 1995, 1999, and 2007 — and is slated to do so in 2010. Despite the warm weather, South Florida's own hockey team, the Florida Panthers, keeps up on the ice. And for basketball fans, the 2006 NBA Champion Miami Heat keeps things hot at the American Airlines Arena.

## MIAMI IS CALIENTE

Truly a melting pot, Miami is home to a variety of cultures, creating a totally unique, vibrant cultural mosaic. With representatives of every Hispanic nation in the world, Spanish serves as a second language to most of Miami's residents. Little Havana is the heart of Miami's Cuban community, where churro vendors line the streets, the aroma of high-octane cafe Cubano fills the air and the spirit of friendly competition fills Domino Park.

The spirit of the Caribbean is alive in Little Haiti, where many Haitian artists, musicians and entrepreneurs get their start in Miami. The proud focal point of this neighborhood is the Caribbean Market, an open-air replica of Port-au-Prince's Iron Market, where Creole is the dominant language.

## SIZZLING THE SILVER SCREEN

With tropical weather, a high-quality labor pool, low production costs and direct links to Latin America, Miami has become one of the most important entertainment centers in the world. Dubbed as the Latin-American Hollywood by the New York Times, such blockbusters as *Bad Boys*, *Bad Boys II*, *Big Trouble*, *Any Given Sunday*, *There's Something About Mary*, *The Birdcage* and *Wild Things* were all filmed in Miami.

A Hollywood favorite off-screen as well, Miami is home to dozens of celebrities and even more consider it a favorite weekend getaway. Gloria and Emilio Estefan's Star Island estate and Gianni Versace's Ocean Drive mansion-turned-museum are just a couple examples of Miami's celebrity appeal. It is not uncommon to spot Sean "Diddy" Combs or Jamie Foxx dancing at a South Beach club, or former president Bill Clinton playing golf at the Biltmore Hotel.

## MIAMI HOT SPOTS

For shopping, dancing or just plain people watching, Miami offers several places to see and be seen.

With over 800 buildings designed in the '30s and '40s, South Beach serves as the largest collection of Art Deco architecture in the world. Celebrity-owned restaurants, night clubs and a medley of huge anchor stores and unique boutiques create the flavor of Miami's most famous hot spot.

Coconut Grove, just a 10-minute drive from the University of Miami, is another student favorite. Built mainly by West Indian craftsmen brought in from the Bahamas, it still holds onto the Caribbean appeal its name suggests. Attracting writers, artists and non-conformists, this hub of the bohemian arts contributed to Miami's cultural renaissance. Fast-forward a century, and the Grove is still one of Miami's hottest nightspots with more than 75 cafes, restaurants and clubs that line the streets.

## THE WARMTH OF CORAL GABLES, THE "CITY BEAUTIFUL"

The University of Miami campus is located in Coral Gables, dubbed the "City Beautiful". Founded by George Merrick almost a century ago, the Gables is one of Miami's most beautiful areas. The palm-lined streets are all named after European villages, each one bordered by Old Spanish style homes.

Downtown Coral Gables is bustling with the many offices of multi-national corporations, while the city's central boulevard—Miracle Mile—is home to a wide array of designer boutiques and art galleries. One Gables favorite is the Venetian Pool, a beautiful swimming lagoon carved out of coral, which features cascading waterfalls and underwater caves.





## MIAMI FACTS

AVERAGE TEMPERATURE: 75 DEGREES

DAYS OF SUNSHINE: 300

MILES OF BEACHES: 84



BEAUTIFUL MIAMI

# U ONLY THE BEST! THE ACC

## THE ACC IN THE RPI

With a 148-35 record (including a 24-11 mark in road games) against non-conference opponents, once again the ACC was the nation's top-rated league in the final 2008-09 regular season RPI.

The ACC has been the RPI's highest-rated conference in five of the past six years and 15 times overall since 1985.

In addition, the ACC has compiled the nation's best non-conference winning percentage, winning 78 percent (801-223) of its non-conference games.

## THE ACC IN THE POSTSEASON

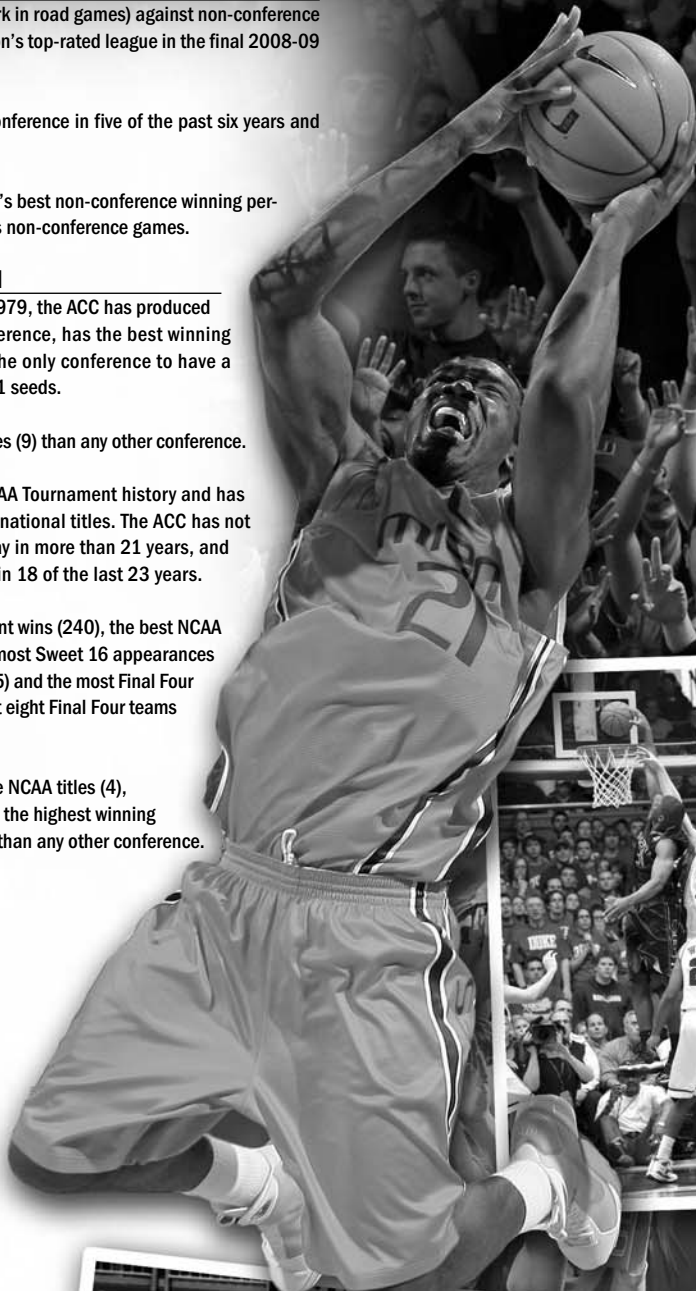
Since the NCAA started assigning seeds in 1979, the ACC has produced more No. 1 seeds (28) than any other conference, has the best winning percentage as a No. 1 seed (.822) and is the only conference to have a winning record (23-22) in games versus No. 1 seeds.

Since 1981, the ACC has won more NCAA titles (9) than any other conference.

The ACC is the winningest conference in NCAA Tournament history and has had four different conference teams win 11 national titles. The ACC has not had a losing record in NCAA Tournament play in more than 21 years, and has had at least one team in the Final Four in 18 of the last 23 years.

Since 1985, the ACC has the most tournament wins (240), the best NCAA Tournament winning percentage (.665), the most Sweet 16 appearances (65), the most Regional Final appearances (35) and the most Final Four appearances (23) — including a national-best eight Final Four teams since 2001.

Over the last 10 years, the ACC has won more NCAA titles (4), had more teams in the Final Four (9) and has the highest winning percentage (.554) in NCAA Tournament play than any other conference.



In 2004, the ACC became the first, and only, conference in NCAA history to have five teams seeded four or higher in the NCAA Tournament.

With a 9-6 mark in the 2009 NCAA Tournament, the ACC extended its non-losing streak in NCAA Tournament play to 22 years in a row — the longest current streak among Division I conferences. Overall the ACC sent nine teams into the postseason in 2008-09, including an ACC-record tying seven in the NCAA Tournament and two in the NIT.

The ACC is the only conference to have each of its teams make at least one NCAA Tournament appearance in the last four years.

### THE ACC IN THE NBA

The ACC had 58 players on NBA rosters in 2008-09, with a former ACC player listed on the roster of 29 of the league's 30 teams. Over the past four years, a total of 38 ACC players have made their NBA debuts, including 15 in 2006, eight in 2007, 10 in 2008 and five in 2009.

Including the 2009 NBA Draft, the ACC has produced at least one first-round pick in 21 straight drafts. The ACC led all conferences with seven first-round draft picks in 2009, and has had the most, or tied for the most, first-round picks in the NBA Draft in five of the last eight years and in 11 of the last 17.

Since 1986, the ACC has produced 88 first-round selections — 12 more than the Big East and 21 more than the Pac-10.

### THE ACC/BIG TEN CHALLENGE

The ACC has won all 10 previous ACC/Big Ten Challenges played to date. ACC teams have won 62 of the 97 games played (64%) in the Challenge, with both Duke and Boston College remaining as the only two undefeated teams in Challenge play.

### HONORING THE ACC

Since 1981, the ACC has accounted for 25 percent of the nation's consensus All-Americans. The ACC has had at least one consensus All-American in 18 of the past 19 years. Since 1981, the ACC has produced 38 consensus All-Americans.

In addition, the ACC has produced 16 consensus National Players of the Year since 1975. The ACC has also had nine unanimous selections.

### THE ACC IN 2009-10

The ACC returns five players from five different teams who earned first, second or third-team All-ACC honors last season and four players who have already eclipsed the 1,000 point mark in their careers.

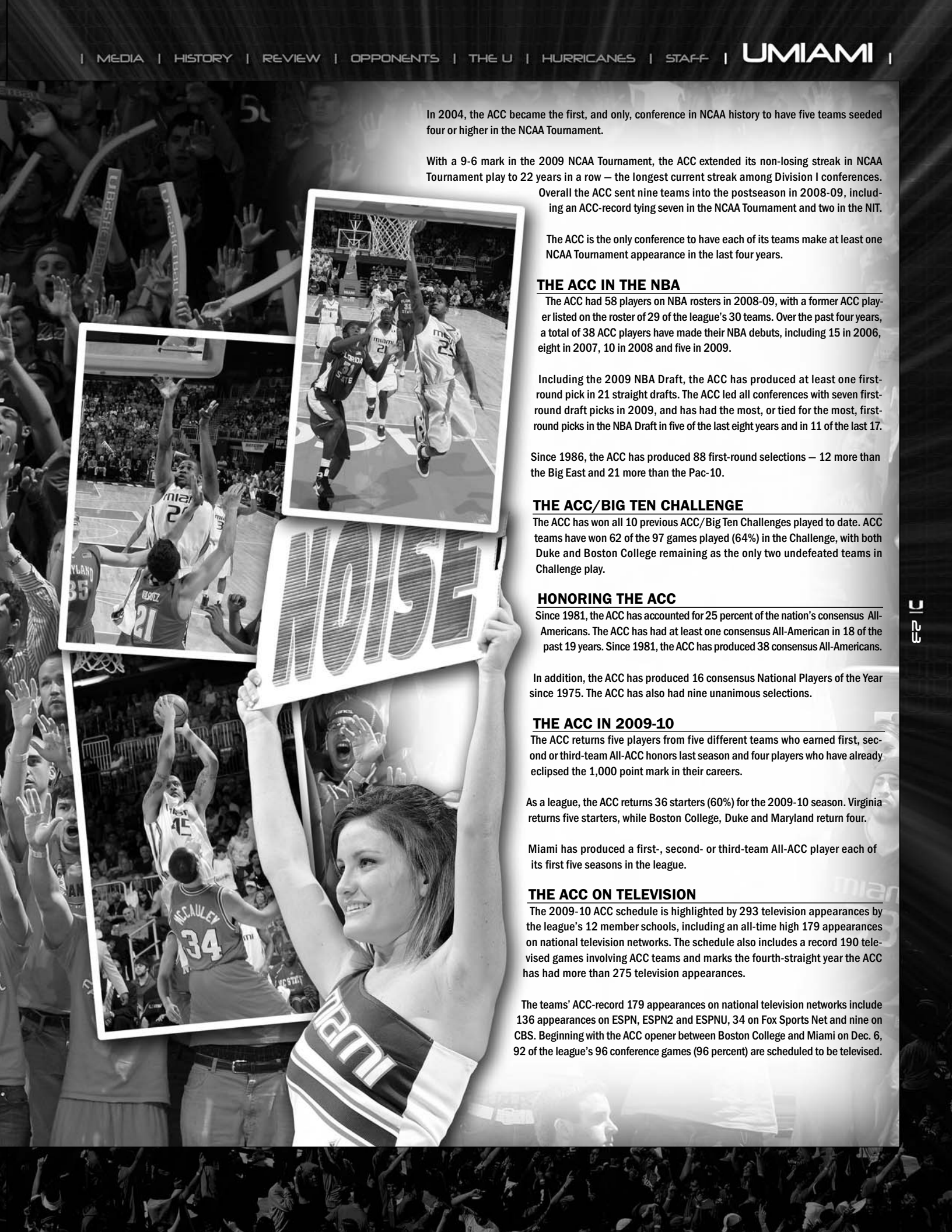
As a league, the ACC returns 36 starters (60%) for the 2009-10 season. Virginia returns five starters, while Boston College, Duke and Maryland return four.

Miami has produced a first-, second- or third-team All-ACC player each of its first five seasons in the league.

### THE ACC ON TELEVISION

The 2009-10 ACC schedule is highlighted by 293 television appearances by the league's 12 member schools, including an all-time high 179 appearances on national television networks. The schedule also includes a record 190 televised games involving ACC teams and marks the fourth-straight year the ACC has had more than 275 television appearances.

The teams' ACC-record 179 appearances on national television networks include 136 appearances on ESPN, ESPN2 and ESPNU, 34 on Fox Sports Net and nine on CBS. Beginning with the ACC opener between Boston College and Miami on Dec. 6, 92 of the league's 96 conference games (96 percent) are scheduled to be televised.





## HURRICANE STRENGTH & CONDITIONING PROGRAM

Operating under the direction of Assistant Strength and Conditioning Coach Mac Calloway, formerly of the NBA's Orlando Magic, the UM men's basketball strength and conditioning program is designed to minimize injury risk and enhance all physical parameters, including strength, speed, power, flexibility and cardiovascular endurance.

To help achieve this goal, the University added a \$4.9 million weight room at the Hecht Athletic Center. The 12,000-square foot state-of-the-art facility houses 20 custom-designed weight lifting stations, 17 cardiovascular machines, a stretching station, a dumbbell and rehab station and over 44,000 pounds of weights.


The men's basketball program also benefits from a state-of-the-art weight room at the BankUnited Center. The BankUnited facility features four custom designed weight-lifting stations, cardiovascular machines and nearly 12,000 pounds of weights.

The Hurricanes also take advantage of their newly-constructed practice gym and often do conditioning drills in the sandpit on the Greentree Practice Fields, the on-campus practice location for Miami's nationally-ranked football program.


Each year when freshmen athletes report, baseline data is collected and a weight-training program is designed. Under the guidance of the strength staff, each student-athlete's progress is closely monitored and documented.

**"Mac Calloway has a tremendous amount of knowledge about the athlete's body, and his strength and conditioning programs help each individual reach their full physical potential."**

— **Frank Haith**  
Head Coach,  
University of Miami




**CHAMPIONS ARE MADE HERE**



STRENGTH & CONDITIONING

U INDIVIDUAL DEVELOPMENT





The backbone of the University of Miami basketball program is the coaching staff's commitment to player development. Individual workouts include drills to improve shooting, ball handling, post moves, footwork, agility and stamina. Each individual program is developed by head coach Frank Haith and is tailored to fit the needs of each student-athlete.

### PRESEASON

Preseason individual workouts begin on the first day of class in the fall. Coach Haith and the coaching staff instruct Miami players three times a week for 40 minutes, focusing on skill development and comprehension of the game. In addition, strength and conditioning coach Mac Calloway will devise a plan to improve each player's strength, agility, speed, jumping and flexibility. In the preseason, Miami players lift three times a week and speed train twice a week.

### THE SEASON

During the basketball season, weightlifting is cut back to two to three times per week to ensure sufficient rest and no loss of training gains. Individual workouts concentrate on shooting, while team practices afford the Miami players the opportunity to learn and work with the entire squad and coaching staff.

### POSTSEASON

Postseason workouts begin two weeks following the conclusion of the season and continue until the end of the spring semester. Coaches evaluate areas in need of team and individual improvement and compose a plan to address those needs. Miami players also lift four times a week with Calloway. Over the course of these workouts, vertical jumps increase an average of two to five inches.

### SUMMER

Once the spring academic semester is finished, the Miami coaching staff's commitment to its players carries on. Student-athletes continue to lift four times per week while also improving speed and conditioning. Pick-up games involving former and current Miami and NBA players are the norm all summer long.



## TELEVISION MARKETS

- Miami is the 17th largest TV market in the nation with 1,538,090 households.
- Miami is the fourth largest TV market among ACC schools.

## TOP-20 TV MARKETS

|     |                             |                  |
|-----|-----------------------------|------------------|
| 1.  | New York                    | 7,493,530        |
| 2.  | Los Angeles                 | 5,659,170        |
| 3.  | Chicago                     | 3,501,010        |
| 4.  | Philadelphia                | 2,955,190        |
| 5.  | Dallas-Ft. Worth            | 2,544,140        |
| 6.  | San Francisco-Oak-San Jose  | 2,503,400        |
| 7.  | Boston                      | 2,410,180        |
| 8.  | Atlanta                     | 2,387,520        |
| 9.  | Washington, D.C.            | 2,335,040        |
| 10. | Houston                     | 2,123,460        |
| 11. | Detroit                     | 1,890,220        |
| 12. | Phoenix                     | 1,873,930        |
| 13. | Seattle-Tacoma              | 1,833,990        |
| 14. | Tampa-St. Pete              | 1,805,810        |
| 15. | Minneapolis-St. Paul        | 1,732,050        |
| 16. | Denver                      | 1,539,380        |
| 17. | <b>MIAMI/FT. LAUDERDALE</b> | <b>1,538,090</b> |
| 18. | Cleveland-Akron             | 1,520,750        |
| 19. | Orlando-Daytona             | 1,455,620        |
| 20. | Sacramento-Modesto          | 1,404,580        |

## ACC TV MARKETS

| RK.  | INSTITUTION         | TV MARKET                                  | TV HOUSEHOLDS    |
|------|---------------------|--|------------------|
| 7.   | Boston College      | Boston, Mass.                              | 2,410,180        |
| 8.   | Georgia Tech        | Atlanta, Ga.                               | 2,387,520        |
| 9.   | Maryland            | Washington, D.C.                           | 2,335,040        |
| 17.  | <b>MIAMI</b>        | <b>MIAMI/FT. LAUDERDALE, FLA.</b>          | <b>1,538,090</b> |
| 26.  | Duke, UNC, NC State | Raleigh/Durham/Chapel Hill, N.C.           | 1,107,820        |
| 36.  | Clemson             | Greenville/Spartanburg, SC/Asheville, N.C. | 865,810          |
| 46.  | Wake Forest         | Greensboro/Winston-Salem, N.C.             | 691,380          |
| 67.  | Virginia Tech       | Roanoke/Lynchburg, Va.                     | 461,220          |
| 106. | Florida State       | Tallahassee, Fla./Thomasville, Ga.         | 280,710          |
| 183. | Virginia            | Charlottesville, Va.                       | 75,920           |

- Over the last eight seasons Miami has had 183 televised games including 60 nationally televised contests (ESPN, ESPN2, ESPNU, ABC, CBS).

## RADIO MARKETS

- The Miami/Ft. Lauderdale/Hollywood, FL radio market ranks as the 12th largest in the nation and fourth among ACC schools.

## ACC RADIO MARKETS

| RK.  | INSTITUTION         | RADIO MARKET                      | POPULATION       |
|------|---------------------|-----------------------------------|------------------|
| 7.   | Georgia Tech        | Atlanta, Ga.                      | 4,378,000        |
| 9.   | Maryland            | Washington, D.C.                  | 4,238,100        |
| 10.  | Boston College      | Boston, Mass.                     | 3,912,000        |
| 12.  | <b>MIAMI</b>        | <b>MIAMI/FT. LAUDERDALE, FLA.</b> | <b>3,559,700</b> |
| 43.  | Duke, UNC, NC State | Raleigh/Durham/Chapel Hill, N.C.  | 1,286,600        |
| 45.  | Wake Forest         | Greensboro/Winston-Salem, N.C.    | 1,179,100        |
| 59.  | Clemson             | Greenville/Spartanburg, S.C.      | 863,400          |
| 111. | Virginia Tech       | Roanoke/Lynchburg, Va.            | 422,700          |
| 162. | Florida State       | Tallahassee, Fla.                 | 259,100          |
| 231. | Virginia            | Charlottesville, Va.              | 156,500          |

## TOP-20 RADIO MARKETS

|     |                                       | POPULATION       |
|-----|---------------------------------------|------------------|
| 1.  | New York                              | 15,393,700       |
| 2.  | Los Angeles                           | 10,877,600       |
| 3.  | Chicago                               | 7,813,900        |
| 4.  | San Francisco                         | 6,013,700        |
| 5.  | Dallas/Ft. Worth                      | 5,120,100        |
| 6.  | Houston-Galveston                     | 4,759,600        |
| 7.  | Atlanta                               | 4,378,000        |
| 8.  | Philadelphia                          | 4,352,800        |
| 9.  | Washington, DC                        | 4,238,100        |
| 10. | Boston                                | 3,912,000        |
| 11. | Detroit                               | 3,866,900        |
| 12. | <b>MIAMI/FT. LAUDERDALE/HOLLYWOOD</b> | <b>3,559,700</b> |
| 13. | Seattle/Tacoma                        | 3,353,200        |
| 14. | Puerto Rico                           | 3,327,100        |
| 15. | Phoenix                               | 3,249,200        |
| 16. | Minneapolis/St. Paul                  | 2,697,500        |
| 17. | San Diego                             | 2,536,000        |
| 18. | Tampa/St. Petersburg/Clearwater       | 2,387,300        |
| 19. | Nassau/Suffolk (Long Island)          | 2,325,200        |
| 20. | St. Louis                             | 2,299,000        |

## NEWSPAPER MARKETS

- The University of Miami is covered daily by three major newspapers: Miami Herald, South Florida Sun-Sentinel and Palm Beach Post.
- The Miami Herald and South Florida Sun-Sentinel rank among the nation's top-40 newspapers with regards to circulation. The Miami Herald ranks 37th with a circulation of 202,122 while the Sun-Sentinel ranks 38th with a circulation of 195,522. The Palm Beach Post ranks 67th with a daily circulation of 143,221.

## NEWSPAPER WEBSITE READERSHIP

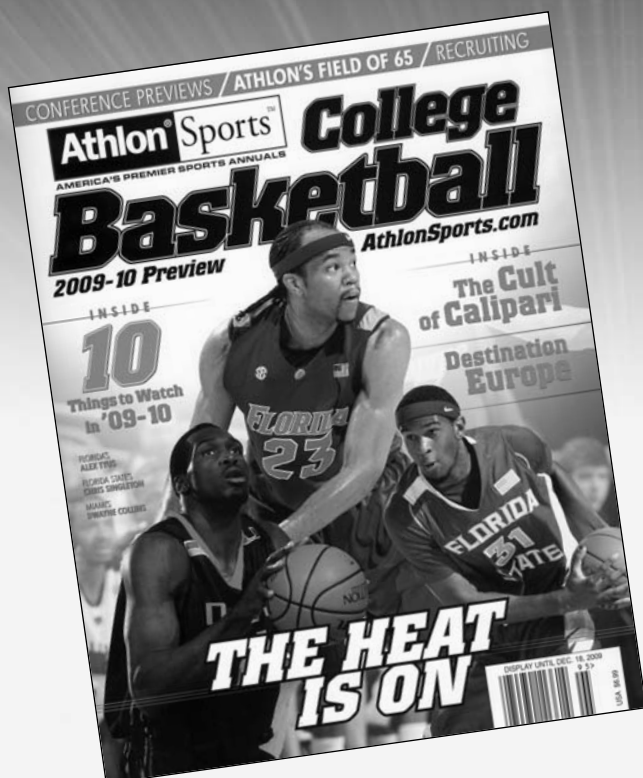
| WEBSITE                      | UNIQUE PAGE VIEWS (4/09) | CHANGE ( FROM 4/08) |
|------------------------------|--------------------------|---------------------|
| New York Times               | 16,546,000               | -8%                 |
| Wall Street Journal          | 12,398,000               | 160%                |
| USA Today                    | 11,987,000               | 12%                 |
| Washington Post              | 10,232,000               | 8%                  |
| LA Times                     | 8,418,000                | 18%                 |
| Boston Globe (Boston.com)    | 5,888,000                | 33%                 |
| New York Daily News          | 5,033,000                | 73%                 |
| New York Post                | 4,403,000                | 27%                 |
| Chicago Tribune              | 4,342,000                | 30%                 |
| San Francisco Chronicle      | 3,489,000                | -9%                 |
| Newsday                      | 3,380,000                | 32%                 |
| Politico                     | 3,208,000                | 83%                 |
| Washington Times             | 2,772,000                | 70%                 |
| Atlanta Journal-Constitution | 2,677,000                | -3%                 |
| Houston Chronicle            | 2,659,000                | 9%                  |
| The Star-Ledger (NJ.com)     | 2,658,000                | 106%                |
| Chicago Sun-Times            | 2,495,000                | -7%                 |
| Seattle Times                | 2,318,000                | 39%                 |
| <b>MIAMI HERALD</b>          | <b>2,192,000</b>         | <b>104%</b>         |
| Dallas Morning News          | 2,166,000                | -12%                |



**MEDIA EXPOSURE**



## PRESEASON NOTEBOOK



JAMES DEWS



CYRUS MCGOWAN

## COMING BACK FOR THE 'CANES

» The Hurricanes return a pair of starters and seven letterwinners from their 2008-09 squad that advanced to the second round of the NIT...

» Miami also returns three players that started 16 or more games last season, including two of the team's top-three scorers, two of the team's top-three three-point shooters and the squad's leader in steals and rebounds...

» Miami competed in the post-season for the fourth time in five seasons under head coach **Frank Haith**, who has more postseason wins than any other coach in UM history...

» Haith, who served as an assistant coach with the USA World University Games Men's Team that earned a bronze medal in Serbia in July, returns for his sixth season at the helm... Haith has led Miami to 18-plus wins in three of the last four seasons, while 17 of his 18 players to exhaust eligibility have earned a degree from UM... In addition, R-SR **Adrian Thomas** also graduated in May...

» 6-8 SR F **Dwayne Collins** — who started all 31 games in which he appeared in 2008-09 — is the team's returning leader in scoring (10.6 ppg), rebounding (7.3 rpg) and steals (31)... Over the summer, he "tested the waters" of the NBA Draft and continued to work on his game — working out with former NBA coach John Lucas and participating in the LeBron James Skills Academy and Amar'e Stoudemire Basketball Camp... Named "hardest worker" at the LeBron Academy by ESPN's Fran Fraschilla...

» 6-9 SR F **Cyrus McGowan** also returns to the post for UM after averaging 4.6 points (.323 3FG%) and 4.4 rebounds per game in his first season with UM... Also a three-point threat, the rangy senior converted 32.3 percent from long range — including a career-best 2-for-2 effort versus UConn...

» 6-4 SR G **James Dews** looks to anchor Miami's perimeter offense this season after contributing 8.2 points and 2.7 rebounds per game as a junior...

» The Hurricanes will also look to Thomas, a fifth-year SR, and SO **DeQuan Jones** to make an impact in 2009-10... Thomas — a 6-7 F who suffered back-to-back season-ending injuries in 2006-07 and 2007-08 — averaged 5.1 points per game (1.3 3FGs/game, .357 3FG%)... His production increased to 6.8 points per game in ACC play, as he put together a streak of 14-straight games with at least one three-pointer... Jones, a 6-6 G/F, is an explosive athlete who looks to expand his offensive arsenal after playing all 32 games as a true freshman, including three starts...

» Miami's new 29,000-square foot practice facility opened in March and has been available for player use during the offseason... Conveniently located adjacent to the BankUnited Center, the players have 24-hour access to the courts.

## LEADING RETURNERS

| STAT                         | 2008-09 AVG |
|------------------------------|-------------|
| <b>Scoring</b>               |             |
| Dwayne Collins               | 10.6 ppg    |
| James Dews                   | 8.2 ppg     |
| <b>Rebounding</b>            |             |
| Dwayne Collins               | 7.3 rpg     |
| Cyrus McGowan                | 4.4 rpg     |
| <b>Assists</b>               |             |
| James Dews                   | 1.3 apg     |
| Dwayne Collins               | 1.3 apg     |
| <b>Field Goal Percentage</b> |             |
| Dwayne Collins               | .565        |
| Julian Gamble                | .435        |
| <b>Three-Pointers</b>        |             |
| James Dews                   | 1.4 3pg     |
| Adrian Thomas                | 1.3 3pg     |
| <b>3-Point Percentage</b>    |             |
| Adrian Thomas                | .357        |
| James Dews                   | .333        |
| <b>Free Throw Percentage</b> |             |
| James Dews                   | .756        |
| Cyrus McGowan                | .703        |
| <b>Free Throw Attempts</b>   |             |
| Dwayne Collins               | 6.2 pg      |
| Cyrus McGowan                | 2.0 pg      |
| <b>Steals</b>                |             |
| Dwayne Collins               | 1.0 pg      |
| James Dews                   | 0.8 pg      |
| <b>Blocked Shots</b>         |             |
| Cyrus McGowan                | 0.6 pg      |
| Julian Gamble                | 0.6 pg      |
| <b>Minutes</b>               |             |
| James Dews                   | 25.3 pg     |
| Dwayne Collins               | 24.9 pg     |

# PRESEASON NOTEBOOK

## WELCOME TO MIAMI

» Miami also welcomes six newcomers, including 6-1 PG **Malcolm Grant** and 6-10 C **Reggie Johnson** who both redshirted last season, in addition to UM's heralded recruiting class that was ranked among the nation's top 25 by both ESPN and Scout...

» 6-1 G **Antoine Allen** signed with the Hurricanes in the spring, joining ESPN 100 picks **Durand Scott**, **Garrius Adams** and **Donnavan Kirk**... Hailing from Baltimore, Allen played for the same AAU program (Cecil Kirk) as two-time First Team All-ACC pick Jack McClinton... Allen averaged 20 points, six assists and five rebounds playing prep basketball at Mississippi Elite Christian Academy in 2009... Prior to that, the Baltimore Sun First Team All-Metro honoree led Lake Clifton HS to a 25-2 record and to both the Baltimore City and Class 3-A North regional championships as a senior, averaging 16 points, eight rebounds, three assists and two steals per game...

» Scott's signing marked the second-straight season Haith has secured a five-star player rated among Scout's top-25 overall recruits... He was ranked fifth in the nation among shooting guards by Scout, eighth by Rivals and 11th by ESPN, and also ranked among the top-25 overall players by Scout... **DeQuan Jones** was a five-star recruit in 2008 and was the most lauded signee for Miami since McDonald's All-American **Darius Rice** committed to the Hurricanes in 2000...

» Scott, who was selected to play in the Jordan Brand Classic All-Star Game last spring, led Rice High School to the State Federation Class AA championship in 2009, earning tournament MVP honors after scoring 23 points in the title game — including a three-pointer with 14.5 seconds left in regulation to send the game into overtime...

» Adams ranked among the top 20 shooting guards by ESPN and among top 30 by Scout... Averaged 21.8 points per game as a senior en route to setting a new Middle Creek HS scoring record in career points...

» Kirk ranked among the top 30 power forwards by both ESPN and Scout... Averaged 13.2 points at a 54.0 percent clip, nine rebounds and two blocks per game en route to a 24-2 record and Detroit News All-North honors as a senior...

» Looking to suit up for the first time as a Hurricane in 2009-10, Grant continues his development at the point... A transfer from Villanova (29G, 5.6 ppg, 1.4 apg, .466 3FG%), this confident and very vocal redshirt sophomore stayed in Miami during this offseason to focus on his game... Teammates rave about the Brooklyn-native's ability at the point...

» **Reggie Johnson** used his redshirt season to improve his conditioning, dropping 40 pounds... In 2008, he led Winston-Salem Prep to the N.C. 1-A state title, finishing with 25 points and a state championship record 23 rebounds en route to MVP honors... The two-time All-Northwest selection led the league

with 24.1 points, 16.1 rebounds and 7.1 blocks per game in 2008...

» The 2009 class is Haith's second Top 25 recruiting class in five years at the helm of the Miami program... In 2005, he signed four four-star recruits — including **Adrian Thomas** — for a class that was ranked No. 12 in the nation by Scout.

## THE 2009-10 SCHEDULE

» UM's slate features up to 15 games versus 2009 postseason participants, 16 home games and at least 17 televised contests... At least nine of those will be broadcast nationally, including home contests versus Duke (Feb. 17, ESPN) and Florida State (March 6, ESPN2), and a road game at Wake Forest (Feb. 2, ESPN)...

» The 16-game ACC slate includes 10 games versus 2009 NCAA Tournament participants — including defending national champions North Carolina on the road, nine games versus teams that finished in the top half of the ACC standings in 2009 and home and away series with Wake Forest, Florida State, Boston College, Virginia Tech and Virginia...

» UM's home lineup is highlighted by a nationally-televised Big Ten/ACC Challenge showdown versus Minnesota on Wed., Dec. 2, its ACC home opener against Wake Forest on Sat., Jan. 9, and a home contest versus Duke on Wed., Feb. 17. Miami knocked off both the Demon Deacons and the Blue Devils in their last meeting in Coral Gables.

## TEAM SURVEY SAYS...



### Most Competitive

**Malcolm Grant 10**

ARV: Allen (1), Gamble (1), Everyone (1)



### Will surprise the most

**Garrius Adams 6**

ARV: Allen (2), Grant (2), Kirk (1), McGowan (1), Thomas (1)



### Most likely to win Dancing with the Stars

**Adrian Thomas 6**

ARV: Dews (3), Allen (2), Gamble (1), Scott (1)



### Most likely to win American Idol

**James Dews 10**

ARV: Thomas (2), Grant (.5), McGowan (.5)



### Best Dressed

**Adrian Thomas 3.5**

ARV: Grant (2.5), Jones (2), Allen (1), Gamble (1), Scott (1)



### Most Intellectual

**Adrian Thomas 5**

ARV: Jones (4), Quigtar (2), Kirk (1)



### Has the messiest locker

**James Dews 5**

ARV: Kirk (4), Johnson (2), Collins (1)



### Has the cleanest locker

**Ryan Quigtar 5**


ARV: Allen (1), Collins (1), Dews (1), Gamble (1), McGowan (1), Scott (1), Thomas (1), Everyone except Donnivan Kirk (1)



### Most likely to bring down the house at a comedy club

**Malcolm Grant 7**

ARV: Thomas (3), Jones (2), Johnson (1)



### Dominates the video games

**Julian Gamble 7**

ARV: McGowan (3.5), Grant (.5)



### Most likely to be on a reality show

**Antoine Allen 3**

**Donnivan Kirk 3**

ARV: Dews (2), Jones (2), Collins (1), Quigtar (1), Thomas (1)



### Will be a head coach someday

**James Dews 3**

**Julian Gamble 3**

**Adrian Thomas 3**

ARV: Grant (2), Collins (1), Kirk (1)



### Most likely to be president

**Ryan Quigtar 5**

ARV: Collins (4), Thomas (2), Kirk (1)



# HOME COURT ADVANTAGE

OVER 250 TOP COLLEGE PROGRAMS CHOOSE NIKE ELITE FOR THEIR GAME BALL



NIKE ELITE





COACHING STAFF



## HEAD COACH FRANK HAITH

SIXTH SEASON | FOUR POSTSEASON APPEARANCES

Frank Haith enters his sixth year at the helm of the University of Miami men's basketball program in 2009-10.

Since taking over the program on April 12, 2004 — in what then-Athletic Director Paul Dee referred to as “an important event in the evolution and history of Hurricane basketball” — Haith has met the challenge and surpassed expectations in bringing the Miami program back into the national spotlight.

In five seasons, Haith has led the Hurricanes to four postseason appearances and already has more postseason wins than any other coach in Miami men's basketball history. With Haith's guidance, the Hurricanes have advanced past the first round of postseason play in back-to-back seasons and in each of their last three trips to the postseason.

After a thrilling run to the second round of the 2008 NCAA Tournament, the Hurricanes opened the 2008-09 season ranked among the nation's Top 25 in both preseason polls for just the second time in program history. The Hurricanes were No. 16 in the preseason USA Today/ESPN Top 25 Coaches' Poll — tying the highest preseason ranking in program history — and No. 17 in the preseason

Associated Press Poll — marking the team's highest preseason ranking in that poll. Miami — who was also picked to finish fourth in the ACC in a poll by media members — was among four ACC teams ranked in the preseason Top 25 and was the highest ranked team in Florida in both the AP and USA Today/ESPN preseason polls.

Playing the nation's sixth-toughest conference schedule while competing in the top-ranked Atlantic Coast Conference, the Hurricanes went on to win 13 of their first 16 games en route to a 19-13 finish while appearing on network television a school-record 13 times. With an overall strength of schedule ranked 35th in the country, Miami played seven games versus ranked opponents — with five games versus teams that were ranked No. 1 during the season, including four of the five teams that had been atop the polls in 2008-09 — UConn, North Carolina (twice), Wake Forest and Duke.

The Hurricanes put together one of the biggest wins in program history on Feb. 4, knocking off the No. 6/7 Demon Deacons, 79-52, at home at the BankUnited Center. Miami's 27-point margin of victory is its largest ever over a ranked opponent and is also UM's largest margin of victory in ACC play. It marked the Hurricanes' second win over a Top 10 team and their 13th versus a ranked opponent under Haith.

In addition to the win over Wake Forest, Miami's season was highlighted with a series sweep of Boston College and wins over Florida State, Maryland, at Kentucky and at Providence in the opening round of the National Invitation Tournament.

Behind the sharpshooting prowess of two-time First Team All-ACC selection and NBA draft pick Jack McClinton, Haith's Hurricanes hit a school-record 251 three-pointers in 2008-09 — including a school-record 101 from McClinton alone, to break the previous record of 236 set both the previous season and in 2001-02.

A well-respected recruiter, Haith and the Hurricanes welcome a recruiting class ranked among the nation's Top 25 by both ESPN and Scout into the Miami family in 2009-10. Baltimore-native and prep school transfer Antoine Allen joins ESPN 100 picks Durand Scott (New York, N.Y.), Garrius Adams (Apex, N.C.) and Donnavan Kirk

**IN FIVE SEASONS AT MIAMI, FRANK HAITH HAS  
GUIDED MIAMI INTO THE POSTSEASON FOUR TIMES AND TO  
13 WINS OVER RANKED OPPONENTS**

(Pontiac, Mich.) in the Hurricanes' 2009 class. With a solid foundation developed by Haith and his staff over the last five years, the future of Miami basketball is bright.

## USA BASKETBALL

Haith expanded his coaching duties this past summer, serving as an assistant coach on Bo Ryan's staff for USA Basketball's World University Games men's basketball team. The team — comprised of some of the top collegiate basketball players in the country — practiced at the U.S. Olympic Training Center in Colorado Springs, Colo., in July before departing for the Games in Serbia where the team went 6-1 en route to a bronze medal.

## WE'RE GOING DANCING

Despite predictions that the Hurricanes would finish in the basement of the top-ranked ACC in 2007-08 after an injury-laden 2006-07 season, Haith led the Miami men's basketball program to one of its most successful campaigns in school history, culminating in the second round of the NCAA Tournament.

With that NCAA Tournament appearance in 2008, Haith became the first coach in Miami history to take UM to the postseason in three of his first four seasons at the helm — and has since become the only coach in program history to take the Hurricanes to the postseason in four of his first five seasons.

The team ran off 12-straight victories to open the season, including winning the inaugural Puerto Rico Tip-Off Classic and knocked off Mississippi State on the road. The Hurricanes went on to win eight of their last 12 games, highlighted by an

upset of No. 4 Duke at a packed BankUnited Center and a victory over St. Mary's (Calif.) in the NCAA Tournament, en route to Miami's 10th 20-win season. The Hurricanes' 23 wins tied for second-most in school history and were the most by a Miami squad since a school-record 24 wins in 2002, while their 14 home wins marked a program best.

Haith and his Hurricanes orchestrated a 10-game turnaround — among the best in the nation, as Miami moved into the nation's Top 25 for the first time since 2002, reaching as high as No. 19 during the season.

The Hurricanes posted an ACC first in 2007-08 with their remarkable turnaround from a 12-20 mark in 2006-07 to their 23-11 finish in 2007-08 — becoming the first ACC team in its 55 seasons to put together a 20-win campaign immediately following a 20-loss season. The Hurricanes finished a program-best fifth in the ACC after winning a school-record eight ACC games, and produced Miami's first First Team All-ACC selection in McClinton.

During 2008, Haith was recognized by CollegeInsider.com and the Prosser family as a finalist for the inaugural Skip Prosser Man of the Year Award, which will be presented annually to the Division I head coach who best represents the high standards of the coaching profession and wins with integrity.

"People ask me what I'll remember most about this season," said Haith. "Of course the Duke win was special, but I know that I will always remember that first NCAA Tournament win, and having the opportunity to get all of the guys on the floor. No one can ever take that away from them."

## FAITH IN HAITH

### HAITH COACHED PLAYERS IN THE NBA

LaMarcus Aldridge (Portland Trail Blazers)  
Josh Howard (Dallas Mavericks)  
T.J. Ford (Indiana Pacers)  
Daniel Gibson (Cleveland Cavaliers)  
Darius Songaila (New Orleans Hornets)  
Royal Ivey (Philadelphia 76ers)

### HAITH'S McDONALD'S ALL-AMERICAN RECRUITS

Rodney Rodgers (Wake Forest, 1990)  
Jerald Brown (Texas A&M, 1995)  
Brad Buckman (Texas, 2002)  
LaMarcus Aldridge (Texas, 2004)  
Daniel Gibson (Texas, 2004)  
Michael Williams (Texas, 2004)



The Haith Family (L to R): Brianna, Frank, Corey and Pam







## ACCOLADES

- » 2008 Skip Prosser Man of the Year Award Finalist
- » 2008 ACC Coach of the Year Runner-Up
- » 2008 Alamance County (N.C.) Distinguished Service in Sports Award
- » 2008 UM Alumni Association Inside Out Award recipient
- » 2005 National Association of Basketball Coaches District 6 Coach of the Year – First in Miami history
- » 2005 Naismith National Coach of the Year Award Finalist
- » The first coach in Miami history to take four of his first five teams into the postseason
- » More postseason wins than any other coach in Miami history
- » Opened the 2008-09 season ranked among the nation's Top 25 in both preseason polls for just the second time in program history
- » Second-most wins in a season by a Miami head coach (23) in 2008
- » School-record 14 home wins in 2008
- » Coached Miami to 13 wins over ranked opponents in five seasons
- » Led Miami to its first win at Kentucky in 2008
- » In his first year at the helm, led Miami to a 72-65 win over Florida – UM's first win in Gainesville in 41 years
- » Led Miami to its first win over North Carolina in Chapel Hill in 2006
- » In 2008, led the Hurricanes to the NCAA Tournament for the first time since 2002 and into the second round for the first time since 2000
- » In 2008, led Miami back into the Top 25 for the first time since 2002
- » Second most wins (16) by a first-year coach in UM history
- » Guided Miami to back-to-back postseason appearances for the first time since 2002
- » Graduated all 10 of his seniors in his first three years and 18 players in five years
- » In 2006, led UM to both its first NIT win since 1963 and the program's first NIT road win ever

## HAITH'S HURRICANES HAVE PRODUCED A FIRST-, SECOND- OR THIRD-TEAM ALL-ACC PLAYER IN EACH OF THEIR FIRST FIVE SEASONS IN THE LEAGUE

After leading the Hurricanes to one of the most successful campaigns in Miami's 59 years fielding a men's basketball program, Haith signed a new contract in April 2008, keeping him in Coral Gables through 2012-13.

### INTO THE ACC

Haith's numerous accomplishments at the helm of the Hurricane program include ushering Miami into the tradition-rich Atlantic Coast Conference in 2004, back-to-back post-season appearances in 2005 and 2006, an NCAA Tournament berth in 2008, 13 wins over nationally-ranked opponents, recording the school's first National Invitation Tournament win since 1963, earning the first NIT road win in school history and advancing past the opening round of the NCAA Tournament in 2008 for the first time since 2000.

Quickly establishing himself as one of the league's top coaches, Haith is also one of only five current ACC coaches to record 88 or more victories in their first five seasons at their respective ACC school.

Haith faced the daunting task of leading Miami into the ACC during his inaugural 2004-05 season, after taking over a UM program coming off back-to-back losing seasons, including the 2003-04 campaign in which the Hurricanes failed to qualify for the BIG EAST Tournament.

Picked to finish last in the conference in the preseason ACC media poll, Haith shocked critics while leading the Hurricanes to a 16-13 overall record, seven league victories, three wins over ranked opponents and a berth in the National Invitation Tournament. Among those three wins over ranked opponents was a thrilling 72-65 win over Florida on its homecourt – the first win for the Hurricanes in Gainesville in 41 years.

That year, he was honored as the National Association of Basketball Coaches District Coach of the Year, the first coach in UM history to win the award, and was a finalist for the Naismith National Coach of the Year Award.

In 2005-06, Haith built on the success of his first season as Miami posted an overall record of 18-16, marking the most victories for a UM team since the 2001-02 season, while also winning seven ACC games.

Miami also saw several program firsts under Haith during the 2005-06 campaign. In one of the more thrilling games of the year, Haith and the Hurricanes, coming off an upset over 12th-ranked Maryland, knocked off 20th-ranked North Carolina in Chapel Hill at the historic Dean Smith Center for the first time in school history.

Miami would later earn the program's first ACC Tournament victory with a win over Clemson before advancing to the postseason for the second-straight year with a berth into the 2006 NIT.

In the NIT, Haith guided Miami to wins over Oklahoma State and Creighton, marking just the second time in school history that a Hurricane team recorded consecutive postseason wins.

With the Hurricanes NIT appearance in 2006, Haith became just the second coach in Miami history to take UM to the postseason in his first two seasons.

In 2006-07, Haith and the Hurricanes defeated four ranked teams, marking just the second time in school history a UM team has downed four ranked opponents. It was even more impressive given that the Hurricanes fought through an injury-laden season in which eight players missed a total of 72 games.

Despite all of the success Haith's teams have seen on the court at Miami, what could be considered his greatest asset to the program is his emphasis for achievement off the court and in the classroom. In his first five years, 17 of 18 players who exhausted eligibility earned a degree from UM. In addition, Adrian Thomas – who enters his redshirt senior year this season – earned his degree in 2009. Before wrapping up his collegiate career, McClinton was a two-time ACC All-Academic Team selection, was selected as the recipient for the 2008-09 Skip Prosser Award given to the ACC's top men's basketball scholar-athlete, received the Weaver-James-Corrigan Honorary Award from the ACC for outstanding performance in both athletics and academics and was tapped into Iron Arrow – the highest honor attainable at the University of Miami.

### SUCCESS BREEDS SUCCESS

Success, however, is something that has followed Haith everywhere he has coached. In his 15 seasons as an assistant at the

### HURRICANE COACHES PAST

**AND PRESENT:** Head baseball coach Jim Morris, former football coach Jimmy Johnson and head men's basketball coach Frank Haith.



collegiate level, he was a part of programs that won one NIT Championship, advanced to the NCAA Sweet Sixteen three times, reached one Elite Eight and one Final Four.

Haith has recruited six McDonald's All-Americans including Rodney Rodgers (1990) to Wake Forest, Jerald Brown (1995) to Texas A&M and Brad Buckman (2002), LaMarcus Aldridge (2004), Daniel Gibson (2004) and Michael Williams (2004) to Texas.

Intent on preparing players for the next level, Haith has had more than a dozen former players go on to play or be drafted in the NBA, including Aldridge (Portland Trail Blazers), Gibson (Cleveland Cavaliers), Josh Howard (Dallas Mavericks), T.J. Ford (Indiana Pacers) and former Hurricanes Robert Hite (Miami Heat), Guillermo Diaz (Los Angeles Clippers) and Jack McClinton (San Antonio Spurs).

Prior to taking over at Miami, Haith spent three seasons at the University of Texas under head coach Rick Barnes, where he was promoted to Associate Head Coach in April 2003. In his three seasons in Austin, Haith helped guide Texas to its winningest three-year period in school history. During his tenure with the Longhorns, they recorded a 73-27 (.730) record while advancing to the NCAA Sweet Sixteen in 2002 and 2004 and the Final Four in 2003. The 2002-03 season marked UT's first appearance in the Final Four since 1947.

Texas was one of only five schools to reach the Sweet Sixteen from 2002-04, joining Connecticut, Duke, Kansas and Pittsburgh. Prior to Haith joining the Texas staff, the Longhorns had never made consecutive Sweet Sixteen appearances.

Haith, who was named Rivals.com Recruiter of the Year in 2004, was responsible for putting together the No. 1 recruiting class in the country in 2004, including commitments from McDonald's All-Americans Aldridge, Gibson and Williams.

While at Wake Forest, Haith was instrumental in helping lead the Demon Deacons to four consecutive postseason tournament appearances, including an NCAA Tournament berth in 2000-01. He also helped Wake secure one of the nation's Top 10 recruiting classes during the 1999-2000 campaign. The Deacons registered a 74-53 (.583) mark during Haith's four seasons and advanced to the postseason NIT's second round in both 1997-98 and 1998-99, before its youthful squad in 1999-2000 posted a 22-14 mark en route to capturing the postseason NIT championship.

Prior to joining the staff at Wake Forest, Haith served one year as the associate head coach at Texas A&M (1996-97). He spent one season (1995-96) as an assistant coach at Penn State, helping the Nittany Lions to a 21-7 record. Penn State was ranked as high as No. 9 in the national polls before placing second in the Big Ten Conference regular-season standings and earning the school's first NCAA Tournament bid in 31 years.

Haith worked three years (1992-93 to 1994-95) as an assistant coach at Texas A&M, and helped the Aggies secure back-to-back recruiting classes that were ranked in the Top 30 in the country during his final two seasons in College Station. In 1993-94, Texas A&M posted a 19-11 mark, finished second in the Southwest Conference regular-season standings and reached postseason play (NIT first round) for the first time in seven years.

He started his full-time coaching career by serving two years as an assistant at UNC Wilmington (1990-91 to 1991-92). He also worked as a graduate assistant coach at Wake Forest for one season (1989-90) during Dave Odom's first year in Winston-Salem.

## FROM THE BEGINNING

Haith graduated from Elon College in North Carolina in 1988 with a bachelor's degree in physical education. A Dean's List student, he served as a student assistant coach for two years. Following graduation, Haith worked as a part-time member of the Elon coaching staff while teaching in the public schools at nearby Western Middle School. During his three-year association with the Elon coaching staff, the Fighting Christians (now called the Phoenix) enjoyed two 20-win seasons.

Born on November 3, 1965, Haith is a native of Queens, N.Y., but grew up and went to high school at Western Alamance in Burlington, N.C. He and his wife, Pam, have one son, Corey, and one daughter, Brianna. Together, the Haith family has spearheaded fundraising and renovation efforts for Morningside Park in Elon, N.C., in the neighborhood in which Haith grew up.

## ON THE RECORD

### YEAR-BY-YEAR RECORD

| YEAR           | SCHOOL              | W-L          | PCT.        | POSTSEASON                       |
|----------------|---------------------|--------------|-------------|----------------------------------|
| 2004-05        | Miami               | 16-13        | .552        | NIT                              |
| 2005-06        | Miami               | 18-16        | .529        | NIT Quarterfinals                |
| 2006-07        | Miami               | 12-20        | .375        |                                  |
| 2007-08        | Miami               | 23-11        | .676        | NCAA Tournament Second Round     |
| 2008-09        | Miami               | 19-13        | .594        | NIT Second Round                 |
| <b>OVERALL</b> | <b>FIVE SEASONS</b> | <b>88-73</b> | <b>.547</b> | <b>1 NCAA, 3 NIT APPEARANCES</b> |

### COACHING EXPERIENCE

|              |   |
|--------------|---|
| 2004-Present | Miami<br>Head Coach                     |
| 2003-04      | Texas<br>Associate Head Coach           |
| 2001-03      | Texas<br>Assistant Coach                |
| 1997-2001    | Wake Forest<br>Assistant Coach          |
| 1996-97      | Texas A&M<br>Associate Head Coach       |
| 1996-96      | Penn State<br>Assistant Coach           |
| 1992-95      | Texas A&M<br>Assistant Coach            |
| 1990-92      | UNC Wilmington<br>Assistant Coach       |
| 1989-90      | Wake Forest<br>Graduate Assistant Coach |
| 1988-89      | Elon College<br>Assistant Coach         |
| 1985-88      | Elon College<br>Student Assistant       |

### EDUCATION

|      |   |
|------|---|
| 1988 | Elon College<br>Bachelors in Physical Education |
|------|---|

### ACADEMIC EXCELLENCE

Since Frank Haith took over as head coach at Miami in 2004, 18 seniors have gone on to earn their degrees.

#### 2004-05

Glenn Bateman — Liberal Arts  
William Frisby — Liberal Arts  
Brandon Okpalobi — Computer Info. Systems

#### 2005-06

Lee Butler — Business Management  
Keaton Copeland — Electrical Engineering  
Gary Hamilton — Liberal Arts (Sociology)  
Robert Hite — Business Management  
Eric Wilkins — Liberal Arts

#### 2006-07

Anthony Harris — Liberal Arts  
Anthony King — Liberal Arts

#### 2007-08

Landon Glover — Finance  
Fabio Nass — International Studies  
Jonathan Stratton — Economics/Legal Studies

#### 2008-09

Brian Asbury — Sport Administration  
Jimmy Graham — Management  
Lance Hurdle — Management  
Jack McClinton — Sport Administration  
Adrian Thomas — Management/Marketing



**OVER THE PAST FOUR SEASONS, MIAMI AND DUKE HAVE PLACED MORE PLAYERS (7) ON THE ACC ALL-ACADEMIC TEAM THAN ANY OTHER SCHOOL IN THE LEAGUE. JACK MCCLINTON WAS THE ONLY FIRST TEAM ALL-ACC PICK IN 2008 AND THE ONLY ACC PICK ON ANY TEAM IN 2009 ALSO NAMED TO THE ALL-ACADEMIC TEAM.**

# ASSOCIATE HEAD COACH JORGE FERNANDEZ



## COACHING EXPERIENCE

|              |                            |
|--------------|----------------------------|
| 2007-Present | Miami                      |
|              | Associate Head Coach       |
| 2004-07      | Miami                      |
|              | Assistant Coach            |
| 2002-04      | South Alabama              |
|              | Assistant Coach            |
| 1995-2002    | Central Florida            |
|              | Assistant Coach            |
| 1994-95      | Miami Southridge Senior HS |
|              | Head Coach                 |
| 1992-94      | Miami Coral Park Senior HS |
|              | Head Coach                 |
| 1989-91      | Miami                      |
|              | Graduate Assistant Coach   |
| 1988-89      | Barry                      |
|              | Assistant Coach            |

## PLAYING EXPERIENCE

|         |                     |
|---------|---------------------|
| 1981-85 | Stetson             |
|         | Four-year Letterman |
| 1984-85 | Stetson             |
|         | Team MVP            |

## EDUCATION

|      |  |
|------|--|
| 1991 | Miami  |
|      | Masters in Education — Sports Administration   |
| 1985 | Stetson  |
|      | Bachelors in Business Administration — Finance |

Miami-native Jorge Fernandez enters his third season as Associate Head Coach and sixth season overall with the Hurricanes basketball program. An assistant coach at UM for three seasons prior to being appointed Associate Head Coach following the 2006-07 campaign, Fernandez is in his 17th season in the collegiate coaching ranks.

Over the past five seasons, Fernandez has helped lead UM to 13 wins over ranked opponents, four postseason appearances — including an NCAA Tournament berth in 2008, the school's first National Invitation Tournament win since 1963 and the first NIT road win in school history.

Last season, Fernandez helped Miami to its fourth postseason appearance in five years as the Hurricanes advanced to the second round of the NIT en route to a 19-13 finish. The Hurricanes opened the season ranked among the nation's Top 25 in both polls for just the second time in program history, and went on to knock off nationally-ranked Wake Forest and Boston College, while also earning a road win at Kentucky.

In 2007-08, Fernandez and the Hurricanes made one of the biggest single-season turnarounds in the country — posting the second-most wins in program history (23), including a Miami-record 14 wins at home. Additionally, UM advanced to the second round of the NCAA Tournament and turned in the highest ACC finish in school history.

In 2006-07, Fernandez helped guide the Hurricanes to a school-record four wins over ranked opponents. In 2005-06, Miami knocked off a pair of ranked opponents — including UM's first win over North Carolina in Chapel Hill — en route to an 18-16 record. In addition, the Hurricanes earned the school's first ACC Tournament win and a second consecutive postseason appearance.

Miami won two games in the 2006 NIT, defeating Oklahoma State at the BankUnited Center, the first NIT game hosted by the University of Miami, and earned a road win against Creighton — marking the Hurricanes' first NIT road win.

In his first season at Miami, Fernandez helped the Hurricanes record one of the nation's most surprising turnarounds. Miami, which was picked to finish last in the ACC, posted a 16-13 over-

all record, including seven league wins, three wins over ranked opponents and a berth in the National Invitation Tournament.

Fernandez, who was named one of the nation's top-25 recruiters by Rivals.com, was instrumental in landing both the 2009 recruiting class that is ranked among the Top 25 by both ESPN and Scout and the 2005 freshmen class which ranked as high as 13th in the nation.

A graduate assistant at Miami for two seasons under head coaches Bill Foster (1989-90) and Leonard Hamilton (1990-91), Fernandez returned to Miami after spending two seasons as an assistant at the University of South Alabama.

Prior to joining the South Alabama staff, Fernandez spent seven years (1995-2002) as an assistant coach at the University of Central Florida where he worked under coach Kirk Speraw. During his tenure with the Golden Knights, Fernandez helped guide UCF to 93 victories and an appearance in the 1996 NCAA Tournament.


While at UCF, Fernandez recruited and coached forward Joey Graham from 2000-02. Graham was the 16th overall pick by the Toronto Raptors in the 2005 NBA Draft.

Fernandez began his coaching career in 1988 as an assistant at Barry University in Miami.

He earned his undergraduate degree in finance from Stetson University in 1985 and played four seasons for long-time Hatters coach Glenn Wilkes. As a senior, Fernandez was the Hatters' MVP.

After earning his master's degree in sports administration at Miami in 1991, he accepted his first head coaching job at Miami's Coral Park High School, where he turned the program into a winner in just two short years. In 1994, he moved to Miami's Southridge Senior High where he led the program to a 17-11 overall record in 1994-95.

Fernandez was born in New York, but moved to the Miami area as a youth. He attended Miami's Killian High where he was an all-state selection and a two-time team MVP. Fernandez is married to the former Sol Maritza Casiano and they have a four-year-old daughter Alexis.





# ASSISTANT COACH JAKE MORTON

Jake Morton enters his third season as an assistant coach with the Hurricanes men's basketball program.

Last season, Morton helped Miami to its second-straight post-season appearance as the Hurricanes advanced to the second round of the NIT en route to a 19-13 finish. The Hurricanes opened the season ranked among the nation's Top 25 in both polls for just the second time in program history, and went on to knock off nationally-ranked Wake Forest and Boston College, while also earning a road win at Kentucky.

In Morton's first season on the Hurricanes' staff in 2007-08, the team put together one of the biggest single-season turn-arounds in the country and posted the second-most wins in program history (23), including a Miami-record 14 wins at home and a program-best fifth-place finish in the ACC. Additionally, UM knocked off St. Mary's in the first round of the NCAA Tournament and advanced to the second round for the first time since 2000.

After his inaugural season as assistant coach at his alma mater, Morton took a moment to thank the current Hurricanes for their hard work at the team's postseason banquet.

"A month ago I got to do something that I have always wanted to," noted Morton. "I want to thank these guys for taking me to a place I have always wanted to go... And to be able to do that at my alma mater — I just can't explain how great that feels."

A four-year letterwinner at Miami from 1988-93, Morton returned to his alma mater in 2007-08, following a three-year stint at James Madison where he served as an assistant coach under Dean Keener.

Prior to joining the JMU staff in 2004, Morton served as an assistant coach at St. Francis (Pa.) from 2000-04, following a one-year stay at Bowie State during the 1999-2000 campaign.

As a player with the Hurricanes, Morton tallied 909 points, 245 rebounds and 194 assists during his UM career.

With his name scattered throughout the Hurricane record books, Morton ranks eighth all-time in UM history in three-

pointers made (136), ninth in three-pointers attempted (390) and 13th in career three-point percentage (.349).

During the 1989-90 season, he recorded a team-high 45 steals while averaging 11.0 points per game as a sophomore. That same season, he garnered the team's "Hustle Award" — an honor he would earn again following the 1991-92 season — and was named the team's defensive player of the year three separate times.

Following his UM career, Morton went on to play professionally in Israel for six years.

Morton's coaching career began in New York where he served as a counselor and coach at the Five-Star Basketball Camp, which included future collegiate and NBA stars such as Richard Hamilton, Vince Carter and Stephon Marbury.

Morton graduated from UM in 1993 with a degree in general studies.

He is married to the former Robin DeVeaux and has two children, daughter Alexis (11) and son Jalen (8).



## COACHING EXPERIENCE

|              |                                      |
|--------------|--------------------------------------|
| 2007-Present | Miami<br>Assistant Coach             |
| 2004-07      | James Madison<br>Assistant Coach     |
| 2000-04      | St. Francis (Pa.)<br>Assistant Coach |
| 1999-2000    | Bowie State<br>Assistant Coach       |

## PLAYING EXPERIENCE

|         |                          |
|---------|--------------------------|
| 1993-99 | Israel<br>Professionally |
| 1988-93 | Miami<br>Letterman       |

## EDUCATION

|      |                                       |
|------|---------------------------------------|
| 1993 | Miami<br>Bachelors in General Studies |
|------|---------------------------------------|



# ASSISTANT COACH MICHAEL SCHWARTZ



## COACHING EXPERIENCE

|              |   |
|--------------|---|
| 2007-Present | Miami                                   |
|              | Assistant Coach                         |
| 2005-07      | Miami                                   |
|              | Coordinator of Basketball Operations    |
| 2004-05      | UT San Antonio                          |
|              | Assistant Coach                         |
| 2002-04      | Texas                                   |
|              | Video Coordinator                       |
| 2001-02      | Long Beach State                        |
|              | Director of Basketball/Video Operations |
| 1999-2001    | Texas                                   |
|              | Graduate Assistant                      |

## PLAYING EXPERIENCE

|         |                    |
|---------|--------------------|
| 1998-99 | Texas              |
|         | Letterman          |
| 1994-96 | Sonoma State       |
|         | Two-year Letterman |

## EDUCATION

|      |                                   |
|------|-----------------------------------|
| 1999 | Texas                             |
|      | Bachelors in Speech Communication |

Michael Schwartz enters his third season as an assistant coach and his fifth season overall as a member of the University of Miami men's basketball program.

Last season, Schwartz helped Miami to its second-straight postseason appearance as the Hurricanes advanced to the second round of the NIT en route to a 19-13 finish. The Hurricanes opened the season ranked among the nation's Top 25 in both polls for just the second time in program history, and went on to knock off nationally-ranked Wake Forest and Boston College, while also earning a road win at Kentucky.

In Schwartz's first full season as a Hurricanes assistant in 2007-08, the team put together one of the biggest single-season turnarounds in the country and posted the second-most wins in program history (23), including a Miami-record 14 wins at home and a program-best fifth-place finish in the ACC. Additionally, UM knocked off St. Mary's in the first round of the NCAA Tournament and advanced to the second round for the first time since 2000.

Prior to becoming an assistant coach, Schwartz served as the Coordinator of Basketball Operations at UM.

In his previous capacity as Coordinator of Basketball Operations, Schwartz handled video operations, including film breakdown and opponent scouting, supervised recruiting mail outs and served as a liaison with the team's managerial staff.

Schwartz joined the Hurricane staff in 2005 after one season as an assistant coach at the University of Texas at San Antonio, where he helped guide the Roadrunners to a 15-13 overall record, including a 10-6 mark in Southland Conference play.

Before joining the staff at UT San Antonio, Schwartz served as the men's basketball video coordinator at the University of Texas for two seasons (2002-04). Schwartz played basketball at Texas in 1998-99 and was a member of the Longhorns' Big XII championship team.




Schwartz graduated from Texas in 1999 with a bachelor's degree in speech communication studies, and served as a graduate assistant at Texas from 1999 until 2001.

He left Texas in 2001-02 to join the men's basketball staff at Long Beach State University. However, he returned to Texas as video coordinator in 2002 and was part of the Longhorns' run to the NCAA Final Four in 2003 and the NCAA Sweet Sixteen in 2004.

He also gained experience with USA Basketball as a support staff member for the 2001 Young Men's World Championship Trials, the 2000 USA National Select Team — coached by Mike Jarvis and Bob Huggins — and the 2000 USA Youth Development Festival.

A native of Beverly Hills, Calif., Schwartz played collegiate basketball at Sonoma State University (1994-96) before finishing his career at the University of Texas.

Schwartz is married to the former Stephanie Chrisman and together they have two daughters, two-year-old Sydney and infant Samantha.



## MIKE SUMMEY

### DIRECTOR OF BASKETBALL OPERATIONS

Mike Summey enters his first season as Director of Basketball Operations for the Hurricanes.

In this capacity, Summey oversees the day-to-day administrative operations of the men's basketball program.

A 1997 graduate of NC State, Summey has an extensive coaching background, including serving as the head coach at Bethany College (W. Va.) during the 2008-09 season and two years as the assistant head coach at North Florida from 2006-08, aiding in the Ospreys' transition to NCAA Division I.

As the head coach for Division III Bethany last season, the Bison went 17-12 and finished second in the Presidents Athletic Conference with a 9-3 mark en route to a PAC championship game berth and an ECAC South Region Tournament invitation. Despite losing four starters, Summey posted the best record in Bethany history for a first-year head coach.

At North Florida, he coordinated all of the recruiting efforts for the Ospreys, compiled scouting reports on their opponents and served as the camp director for the UNF team and individual camps.

Summey also served for two years as an assistant coach at The Citadel. In his first season, he worked with the perimeter players and helped Matt Davis finish as the Southern Conference leader in three-point percentage (.471), while his work with the post players the following season played a key role in J'mel Everhart becoming just the second Bulldog to earn Southern Conference All-Tournament Team honors.

Summey's career has also included stops at Queens (N.C.) University in



#### EXPERIENCE

|              |                                   |
|--------------|-----------------------------------|
| 2009-Present | Miami                             |
|              | Director of Basketball Operations |
| 2008-09      | Bethany College                   |
|              | Head Coach                        |
| 2006-08      | North Florida                     |
|              | Head Assistant Coach              |
| 2004-06      | The Citadel                       |
|              | Assistant Coach                   |
| 2003-04      | Queens University                 |
|              | Head Assistant Coach              |
| 1999-2003    | St. Francis (Pa.)                 |
|              | Assistant Coach                   |

#### EDUCATION

|      |                                |
|------|--------------------------------|
| 1997 | NC State                       |
|      | Bachelors in Political Science |

Charlotte as the top assistant in 2003-04 and four seasons as an assistant at Saint Francis (Pa.) University. At St. Francis, his work with the perimeter players was highlighted with three players leading the Northeast Conference in three-point percentage from 2000-03.

A native of Hickory, N.C., Summey earned a degree in political science from NC State in 1997. As a student, he served as the head manager as a senior and then as graduate manager for two years, assisting with then-head coach Herb Sendek's transition to the Wolfpack.



## TOBY LANE

### ASSOCIATE DIRECTOR OF BASKETBALL OPERATIONS

Toby Lane is in his third season as Associate Director of Basketball Operations with the Miami men's basketball program.

His duties include coordinating video operations, supervising recruiting mail outs and serving as a liaison with the team's managerial staff.

With over 10 years of collegiate experience — ranging from coaching to strength and conditioning to video production — Lane brings a wealth of knowledge to the Hurricane program.

He previously served as an assistant coach at Southeast Missouri State for three seasons. Prior to that, he was the video coordinator at the University of Oklahoma from 2002-04. Lane was part of the staff that guided the Sooners to their third-straight Big 12 Tournament championship and an appearance in the 2003 NCAA Elite Eight.

A 1993 graduate of Wichita State, Lane's background also includes stops at Long Beach State, where he served as the strength and conditioning coach and administrative assistant from 2001-02, and the University of Central Oklahoma, where he served as an assistant coach from 1999-2001 and as a graduate assistant from 1997-99.

While at Central Oklahoma, Lane coached former NBA player Eddie Robinson, who played for the Charlotte Hornets and Chicago Bulls from 1999-2004.

Lane also served as the head coach at Goessel High School in Goessel, Kan., for three years (1993-96).



#### EXPERIENCE

|              |   |
|--------------|---|
| 2007-Present | Miami                                       |
|              | Associate Director of Basketball Operations |
| 2004-07      | Southeast Missouri State                    |
|              | Assistant Coach                             |
| 2002-04      | Oklahoma                                    |
|              | Video Coordinator                           |
| 2001-02      | Long Beach State                            |
|              | Strength & Conditioning Coach               |
| 1999-2001    | Central Oklahoma                            |
|              | Assistant Coach                             |
| 1997-99      | Central Oklahoma                            |
|              | Graduate Assistant Coach                    |
| 1996-97      | Neosho County CC (Kan.)                     |
|              | Assistant Coach                             |
| 1993-96      | Goessel High School (Kan.)                  |
|              | Head Coach                                  |

#### PLAYING EXPERIENCE

|         |                                   |
|---------|-----------------------------------|
| 1988-90 | Mid-America Bible College (Okla.) |
|---------|-----------------------------------|

#### EDUCATION

|      |  |
|------|--|
| 1999 | Central Oklahoma                       |
|      | Masters in General Education           |
| 1993 | Wichita State                          |
|      | Bachelors in Secondary Mathematics Ed. |
| 1990 | Mid-America Bible College              |
|      | Associates Degree                      |







**2009-10 COACHING STAFF** (L to R): Associate head coach Jorge Fernandez, assistant coach Michael Schwartz, head coach Frank Haith and assistant coach Jake Morton.

## BRETT BURMAN GRADUATE MANAGER



Brett Burman enters his first season as a graduate manager with the University of Miami men's basketball program.

Burman, a Miami native, graduated from the University of Wisconsin in the spring with a degree in communications.

In Madison, he served as a coaches assistant for the Badgers' women's basketball team from 2007-09, where his duties included managing the scout team.

Over the summer of 2008, Burman worked as a player development coach for Abunassar Impact Basketball in Las Vegas, conducting workouts for both current NBA players and pre-draft athletes. He completed



an internship with the organization during the summer of 2007.

A 2005 graduate of Miami Palmetto Senior High School, Burman competed in basketball, lacrosse and track & field and was a Miami-Dade County Scholar-Athlete Award winner as a senior.

## SUPPORT STAFF



**Andrea Mortley**  
Assistant to Coach Haith



**Tiffany Thompson**  
Office Assistant



**Anthony Eads**  
Graduate Manager



**Jimmy Escobar**  
Head Manager



**2009-10 Team Managers (L to R):** Jonathan Trock, Kourosh Agahdel, Antonio Monterio, Brad Piechoski, Kevin Towle, Corey Richard, Sam Mizraji


## WES BROWN

### ASSISTANT ATHLETIC TRAINER

Wes Brown is in his third season as the assistant athletic trainer for the University of Miami men's basketball team and is responsible for handling the daily medical needs of the program.

Brown joined the UM Athletic Training Staff following a five-year stay at UNC Wilmington where he served as the Director of Sports Medicine for three years. While at UNCW, he served as the athletic trainer for the men's basketball program, as well as the Seahawk men's track & field team.

Brown is a certified Performance Enhancement Specialist and a Corrective Exercise Specialist. NBA athletic trainers and strength and conditioning specialists hold these specializations due to the effectiveness of these programs in preventing and treating athlete injuries. Since his implementation of



these techniques, UM basketball athletes have only missed time due to acute injuries or illness.

A native of Jacksonville, N.C., Brown earned a bachelor's degree in athletic training from UNCW in 2000, before earning his masters in athletic training from Old Dominion in 2002.

## ATHLETIC TRAINING STAFF



Scott McGonagle  
Head Athletic Trainer  
M.S./A.T.C.  
Kansas, 1980  
Arizona, 1981



Kevin Blaske  
Assoc. Athletic Trainer  
M.S./A.T.C.  
Tulsa, 1992



Scott Brooks  
Asst. Athletic Trainer  
M.S./A.T.C.  
Kansas State, 2001  
Oklahoma State, 2007



Alana Eichman  
Asst. Athletic Trainer  
M.Ed./A.T.C./L.A.T.  
UCF, 2003  
Auburn, 2005



Ron LeClair  
Asst. Athletic Trainer  
M.S.Ed./A.T.C.  
Northeastern, 2002



Megan Rogers  
Asst. Athletic Trainer  
M.S./A.T.C., PT CSCS  
SUNY Cortland, 2003



Lisa Sahagun  
Asst. Athletic Trainer  
M.S./A.T.C./L.A.T.  
Detroit Mercy, 2006

## MEDICAL STAFF



Richard Mariani, D.D.S.  
Miami, 1957  
Dentistry

John Uribe, M.D.  
North Carolina, 1976  
Orthopaedic Consultant

Michael Robinson,  
D.M.D.  
Miami, 1991  
Dentistry

Marco Leyte-Vidal,  
D.M.D.  
Miami, 1982  
Dentistry

Chris Mariani, D.D.S.  
Emory, 1981  
Dentistry



Larry Brown, D.D.S.  
Columbia, 1987  
Dentistry

Irma Rey, M.D.  
Miami, 1981  
Internal Medicine

Juan Fernandez, M.D.  
Miami, 1986  
Nephrologist

George Munoz, M.D.  
Mount Sinai, 1980  
Internal Medicine

David Morris, M.D.  
Miami, 1994  
Internal Medicine



Gilbert Concepcion, M.D.  
Central Eastern Univ., 1982  
Cardiovascular Diseases,  
Cardiac Electrophysiology

Mario R. Villoch, M.D.  
Miami, 1987  
Cardiology

Stephen Morris, O.D.  
Miami, 1961  
Optometry

Elliott Grusky, D.C.  
Logan College, 1977  
Chiropractic

Lawrence Grusky, D.C.  
Palmer College, 1980  
Chiropractic



**DR. LEE KAPLAN, M.D.**  
Team Physician

**DR. BRYSON LESNIAK, M.D.**  
Team Physician

**DR. CLIFTON PAGE, M.D.**  
Primary Care Physician



## MAC CALLOWAY

### ASSISTANT STRENGTH & CONDITIONING COACH

The men's basketball strength and conditioning program operates under the guidance of fifth-year assistant strength and conditioning coach Mac Calloway, who also oversees the women's volleyball and men's tennis strength programs for the University of Miami.

Calloway is a certified strength and conditioning specialist through the National Strength and Conditioning Association, and is also certified as a USA Weightlifting Club Coach and a Performance Enhancement Specialist through the National Academy of Sports Medicine.

He came to Miami in 2005 after serving a year as an assistant strength and conditioning coach at Clemson.



Prior to working at Clemson, Calloway spent one year at the University of Dayton where he served as the head basketball strength and conditioning coach, helping the Flyers to the Atlantic-10 Championship and an automatic bid to the NCAA Tournament.

From 2000-02, Calloway gained experience in the professional ranks serving as the head strength and conditioning coach for the WNBA's Orlando Miracle and as an assistant strength coach with the NBA's Orlando Magic.

Calloway, a member of the National Strength and Conditioning Association, conducted testing at the NBA Combine for Rookies from 2004-08.

A member of the National Academy of Sports Medicine, Calloway earned a degree in Health Science Education from the University of Florida's College of Health and Human Performance in 2000.

Calloway is married to the former Carrie Cohn.

## KELLY PIERCE

### ACADEMIC ADVISOR

Kelly Pierce is in her first season as the academic advisor for the Miami men's basketball team. She also works with the football team and coordinates the tutor program for more than 350 student-athletes.

Pierce earned her degree from Miami, majoring in special education and creative writing. She previously worked as a special education teacher at Coral Gables Senior High.



The Hurricanes have continued to stress high standards on and off the court. For the last two seasons, Jack McClinton was the only All-ACC First Team selection to also earn All-ACC Academic Men's Basketball Team accolades.

Over the last four years, the Hurricanes have tied Duke with a league-high seven All-ACC Academic Team selections: McClinton (2007, 2008, 2009), Jimmy Graham (2006, 2007), Brian Asbury (2006) and Adrian Thomas (2006).



David Wyman, M.S.  
Assistant Athletic Director  
for Academics

Allen Augustin  
Academic Advisor

Erica Brown  
Academic Advisor



Christopher Doell  
Assistant Director of Academics

Barbara Stratton  
Learning Specialist



Andre Swasey  
Head Strength &  
Conditioning Coach

Colas Colas  
Strength & Conditioning  
Assistant

Jimmy Goins  
Strength & Conditioning  
Assistant

Victor Ishmael  
Strength & Conditioning  
Assistant

Andrew Kilch  
Strength & Conditioning  
Assistant




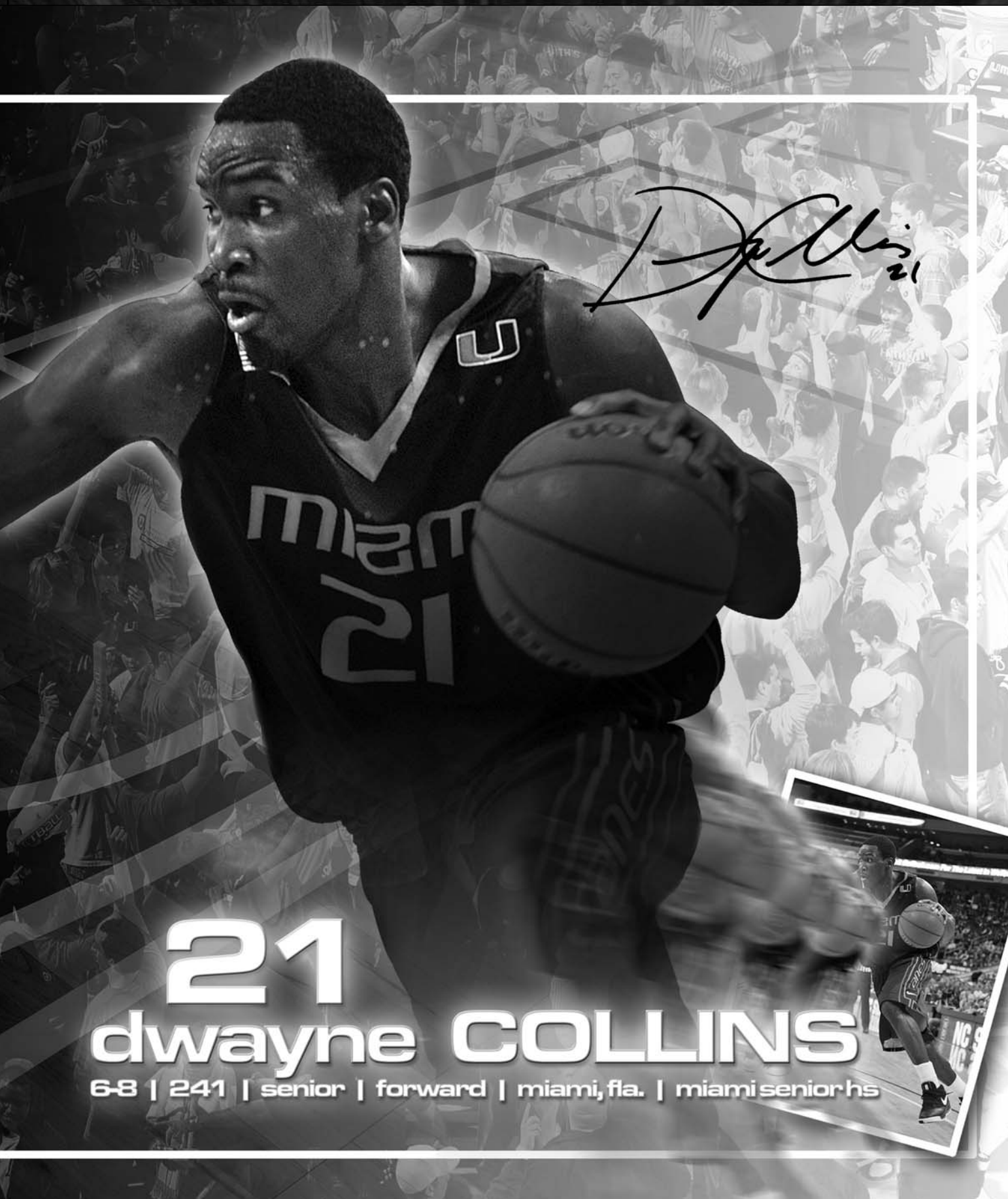




MEET THE HURRICANES

21 DWAYNE COLLINS







# DWAYNE COLLINS

Strong, naturally athletic... 7-4 wing span... UM's top post presence inside... Owns 43 double-digit scoring performances in his Hurricanes career, converting 55.1 percent of his field goals... A three-year starter with 71 career starts, appearing in 97 of a possible 98 games... Has led the Hurricanes in rebounding in two seasons and in steals once... The ACC's second leading active career rebound leader entering 2009-10 with 654 career boards... His 14 career double-doubles rank fourth-most among active ACC players and sixth-most in program history... Team's top returning scorer... Trained with former NBA player and coach John Lucas in Houston during the summers of 2008 and 2009... Also participated in the Amar'e Stoudemire Basketball Camp and the LeBron James Skills Academy in the summer of 2009... Named "hardest worker" at the Lebron Academy by ESPN's Fran Fraschilla... Worked out with a pair of NBA teams prior to withdrawing from the 2009 NBA Draft... Named the ACC's Most Underrated Player by Athlon Sports and called a "beast" by Lindy's in their 2008-09 preseason publications.

## AS A JUNIOR (2008-09)

Led Miami in rebounding (7.3), field goal percentage (.565) and steals (1.0), while ranking second in scoring (10.6)... Scored in double figures in 16 games, including a season-high 24 points versus Florida Atlantic (1/5), with a career-high 12-of-16 performance from the line... Those 16 attempts tie for fifth most in program history, while his 192 free throw attempts are the 10th most in a season for a Hurricane... Posted 23 points in an overtime effort versus Virginia Tech (1/25), including hitting 9-of-12 free throws... Ranked fourth in the ACC among active career rebound leaders (654) and among the ACC's top 25 all-time rebounding leaders as juniors... Grabbed double-figure boards six times, including a career-high 16 versus Florida Southern (11/15) and 15 at Georgia Tech (3/4)... Recorded four double-doubles, including a 16-point, 14-rebound effort in the Paradise Jam semifinal versus No. 2/2 UConn (11/23)... His 14 career double-doubles were sixth-most among active career double-double leaders in the ACC... Averaged 3.1 offensive rebounds per game — fifth-best in the ACC, and ranked 11th in the league in overall rebounding average with 7.3 an outing... Sixth in the ACC with 6.2 free throw attempts per game... Missed his first game in three seasons as a Hurricane, sitting out the home contest versus North Carolina (2/15) due to injury... Snapped a streak of 89-straight games played — including 33-consecutive starts... Started all 31 games in which he played in 2008-09, tying for 14th in program history... Converted at least 70.0 percent of his field goals in 10 games, including an 8-for-11 effort at NC State (1/27)... Finished with a team-high 17 points and eight boards at Florida (3/20) in the NIT's second round... Grabbed a game-high 12 rebounds, while adding eight points, two blocks and two steals in an NIT first-round win at Providence (3/18)... It was his sixth double-digit rebounding effort of the year, and the most by a Hurricane in the postseason since Gary Hamilton in the 2005 NIT opening round at South Carolina... Posted his 14th career double-double and fourth of the season with 10 points and a game-high tying 15 rebounds (including 11 offensive boards) at Georgia Tech (3/4)... After missing one game due to injury, returned to the starting lineup at Florida State (2/18), finishing with eight points, a team-high tying seven rebounds, two assists and a steal... Collected seven points, seven rebounds, a steal and an assist at No. 3/4 Duke (2/7)... His powerful dunk was selected as the top play on Doug Gottlieb's Gott Hoops... Posted double-digits for the fourth-straight game and 14th time of the season



Dwayne Collins and Dr. Thomas Boswell, Professor — Department of Geography & Regional Studies

son with 18 points on a season-high eight field goals (8-11) — including six dunks, while grabbing six rebounds and handing out two assists at NC State (1/27)... Team-high 23 points on 7-of-10 shooting from the floor and a 9-of-12 effort at the line versus Virginia Tech (1/25)... Posted his third double-double of the year with 10 points, 11 rebounds and three assists in a win over Florida State (1/21)... Picked up 13 points on 5-of-8 shooting at No. 5/6 North Carolina (1/17)... Grabbed a game-high nine rebounds (six offensive boards) with three assists in a win over Maryland (1/14)... Went 11-for-14 from the free throw line for a team-high tying 13 points and seven boards at Boston College (1/10)... Scored in double figures for the third-straight game with 16 points on 5-of-7 shooting from the field and 6-of-9 shooting from the charity stripe in a victory over St. John's (12/27) at Madison Square Garden... Also grabbed a team-high tying seven rebounds with two assists... Connected on 4-of-5 shots from the field for eight points and 11 rebounds versus Ohio State (12/2) in the ACC/Big Ten Challenge... Finished with 14 points and nine rebounds in the Paradise Jam opening win over Southern Miss (11/15), shooting 3-of-3 from the floor and 8-of-10 from the charity stripe... Earned "Chairman of the Boards" recognition at the team's postseason banquet after leading the team in rebounds.

## AS A SOPHOMORE (2007-08)

Saw action in all 34 games, with his 18 starts coming in the last 21 games — including 10 straight to close the season... Second on the team and 13th in the ACC with 6.5 rebounds per game... Tied for fifth in the league with 2.6 offensive boards per game... Converted a team-high 55 percent of his field goals — seventh best in UM history, while ranking fourth on the team with 8.6 points per game... Instrumental in UM's home win over Duke (2/20), scoring a team- and career-high 26 points on 12-of-14 shooting from the floor en route to National Player of the Week honors by both ESPN.com and Rivals.com... Versus the Blue Devils, set career high in made field goals, while tying season high in field goals attempted... That 85.7-percent shooting performance against Duke tied for the third-most efficient outing in the ACC in 2008... Averaged 12.0 points and 7.8 rebounds over the last six regular-season contests... Recorded fifth double-digit rebounding performance of the season with 10 at Florida State (3/8) in the regular-season finale... Posted two of his four double-doubles of the season versus Clemson — scoring 18 points and tying a season high with 12 boards in UM's home win over the Tigers (1/27), and then finishing with 11 points (5-of-7 FG) and 10 rebounds at Clemson (2/27)... Pulled down six-or-more rebounds in 21-of-34 games played... Followed up stellar play in win over Duke with 12 points in victory over Maryland (2/23)... Grabbed a team-high nine rebounds in the win over St. Mary's (3/21) in the first round of the NCAA Tournament... Logged a season-high 31 minutes at Wake Forest (1/29), finishing with 12 points (6-of-8 FG) and six rebounds... Made first start of season versus Penn (1/2), posting a double-double of 18 points and 12 boards, along with a career-high tying three steals... Scored in double-figures 12 times this season... Tied a career-high with five blocks in ACC-opening win over Georgia Tech (1/12)... Posted first double-double of the season with a 13-point, 11-rebound performance vs. North Florida (12/20)... Scored seven points — including two key free throws with 1:12 remaining — and grabbed seven rebounds in win at Mississippi State... Posted a team-high 16 points in the win over Alabama State (11/28), shooting 71.4 percent from the field (5-of-7)... Had 14 points (6-8 FGs) and nine rebounds at FIU (12/8).

## AS A FRESHMAN (2006-07)

Started 22-of-32 games played as a true freshman... Ranked second on the team in rebounding (6.5), third in field goal percentage (.538) and fifth in scoring (8.6)...

## CAREER STATS

| Year         | GP-GS        | Min-Avg.          | FG-FGA         | Pct.        | 3FG-FGA    | Pct.        | FT-FTA         | Pct.        | Off-Def        | Reb-Avg        | PF-FO        | Ast       | TO         | Blk       | Stl       | Pts-Avg        |
|--------------|--------------|-------------------|----------------|-------------|------------|-------------|----------------|-------------|----------------|----------------|--------------|-----------|------------|-----------|-----------|----------------|
| 2006-07      | 32-22        | 806-25.2          | 106-197        | .538        | 0-0        | .000        | 62-107         | .579        | 105-102        | 207-6.5        | 83-3         | 20        | 46         | 18        | 20        | 274-8.6        |
| 2007-08      | 34-18        | 679-20.0          | 120-218        | .550        | 0-0        | .000        | 54-108         | .500        | 88-132         | 220-6.5        | 62-0         | 14        | 46         | 32        | 18        | 294-8.6        |
| 2008-09      | 31-31        | 772-24.9          | 109-193        | .565        | 0-0        | .000        | 112-192        | .583        | 95-132         | 227-7.3        | 57-0         | 41        | 59         | 11        | 31        | 330-10.6       |
| <b>TOTAL</b> | <b>97-71</b> | <b>2,257-23.3</b> | <b>335-608</b> | <b>.551</b> | <b>0-0</b> | <b>.000</b> | <b>228-407</b> | <b>.560</b> | <b>288-366</b> | <b>654-6.7</b> | <b>202-3</b> | <b>75</b> | <b>151</b> | <b>61</b> | <b>69</b> | <b>898-9.3</b> |

## GAME-BY-GAME STATS

### 2006-07

| OPPONENT           | MIN        | FG-A           | 3FG-A      | FT-A          | R          | PF        | A         | TO        | BLK       | S         | PTS        |
|--------------------|------------|----------------|------------|---------------|------------|-----------|-----------|-----------|-----------|-----------|------------|
| FIU                | 20         | 5-9            | 0-0        | 0-0           | 12         | 3         | 0         | 3         | 1         | 2         | 10         |
| ALCORN ST.         | 16         | 4-7            | 0-0        | 1-4           | 3          | 2         | 2         | 0         | 1         | 1         | 9          |
| at Evansville      | 29         | 5-7            | 0-0        | 4-5           | 8          | 3         | 0         | 1         | 1         | 1         | 14         |
| vs Buffalo         | 16         | 1-2            | 0-0        | 0-0           | 4          | 1         | 2         | 1         | 0         | 1         | 2          |
| vs Cleveland ST.   | 13         | 0-1            | 0-0        | 3-4           | 3          | 3         | 0         | 1         | 0         | 0         | 3          |
| LAFAYETTE          | 16         | 2-3            | 0-0        | 2-4           | 4          | 2         | 3         | 2         | 0         | 3         | 6          |
| at Northwestern    | 1          | 0-1            | 0-0        | 0-2           | 2          | 1         | 0         | 0         | 0         | 0         | 0          |
| GEORGIA TECH       | 24         | 3-4            | 0-0        | 0-2           | 5          | 5         | 0         | 1         | 0         | 2         | 6          |
| LEHIGH             | 20         | 1-2            | 0-0        | 0-0           | 7          | 2         | 1         | 0         | 1         | 2         | 2          |
| MISSISSIPPI ST.    | 29         | 7-10           | 0-0        | 0-0           | 6          | 2         | 0         | 1         | 5         | 0         | 14         |
| STETSON*           | 22         | 3-4            | 0-0        | 2-2           | 2          | 1         | 0         | 0         | 1         | 0         | 8          |
| BINGHAMTON*        | 21         | 1-3            | 0-0        | 1-2           | 5          | 1         | 0         | 1         | 1         | 0         | 3          |
| at Louisville*     | 35         | 6-9            | 0-0        | 5-7           | 8          | 1         | 0         | 4         | 1         | 0         | 17         |
| vs Nebraska*       | 23         | 4-6            | 0-0        | 0-0           | 6          | 3         | 0         | 2         | 0         | 1         | 8          |
| at Massachusetts*  | 34         | 1-3            | 0-0        | 3-6           | 5          | 1         | 0         | 3         | 0         | 2         | 5          |
| WAKE FOREST*       | 21         | 2-3            | 0-0        | 3-4           | 4          | 3         | 0         | 0         | 0         | 0         | 7          |
| at Maryland*       | 23         | 6-9            | 0-0        | 2-3           | 12         | 5         | 0         | 1         | 1         | 1         | 14         |
| DUKE*              | 23         | 1-2            | 0-0        | 4-8           | 2          | 3         | 2         | 3         | 1         | 0         | 6          |
| at Boston College* | 31         | 10-18          | 0-0        | 4-5           | 13         | 3         | 0         | 2         | 0         | 0         | 24         |
| at Florida State*  | 33         | 4-8            | 0-0        | 4-6           | 4          | 1         | 1         | 1         | 1         | 0         | 12         |
| VIRGINIA TECH*     | 17         | 1-1            | 0-0        | 2-2           | 4          | 4         | 0         | 2         | 0         | 0         | 4          |
| at North Carolina* | 20         | 1-5            | 0-0        | 0-0           | 2          | 5         | 1         | 0         | 0         | 0         | 2          |
| at Virginia*       | 31         | 2-7            | 0-0        | 2-2           | 8          | 4         | 1         | 1         | 1         | 0         | 6          |
| BOSTON COLLEGE*    | 38         | 5-11           | 0-0        | 1-2           | 13         | 2         | 3         | 2         | 0         | 0         | 11         |
| NC STATE*          | 21         | 3-4            | 0-0        | 3-6           | 10         | 4         | 0         | 2         | 0         | 2         | 9          |
| at Wake Forest*    | 33         | 3-5            | 0-0        | 3-4           | 5          | 3         | 0         | 0         | 0         | 0         | 9          |
| VIRGINIA*          | 33         | 4-12           | 0-0        | 3-5           | 14         | 4         | 3         | 3         | 1         | 1         | 11         |
| at Virginia Tech*  | 38         | 4-8            | 0-0        | 3-7           | 6          | 2         | 0         | 3         | 0         | 0         | 11         |
| at Clemson*        | 25         | 6-10           | 0-0        | 0-1           | 6          | 4         | 1         | 1         | 0         | 0         | 12         |
| FLORIDA STATE*     | 31         | 3-6            | 0-0        | 3-8           | 9          | 3         | 0         | 1         | 0         | 0         | 9          |
| vs Maryland*       | 33         | 4-10           | 0-0        | 4-6           | 12         | 1         | 0         | 2         | 0         | 1         | 12         |
| vs Boston College* | 36         | 4-7            | 0-0        | 0-0           | 3          | 1         | 0         | 2         | 1         | 0         | 8          |
| <b>TOTALS</b>      | <b>806</b> | <b>106-197</b> | <b>0-0</b> | <b>62-107</b> | <b>207</b> | <b>83</b> | <b>20</b> | <b>46</b> | <b>18</b> | <b>20</b> | <b>274</b> |

### 2007-08

| OPPONENT             | MIN        | FG-A           | 3FG-A      | FT-A          | R          | PF        | A         | TO        | BLK       | S         | PTS        |
|----------------------|------------|----------------|------------|---------------|------------|-----------|-----------|-----------|-----------|-----------|------------|
| FLORIDA SOUTHERN     | 18         | 6-8            | 0-0        | 1-6           | 6          | 3         | 0         | 6         | 1         | 0         | 13         |
| vs. Marist           | 18         | 4-5            | 0-0        | 1-3           | 4          | 3         | 1         | 2         | 0         | 0         | 9          |
| vs. VCU              | 12         | 1-3            | 0-0        | 0-0           | 3          | 0         | 0         | 0         | 1         | 0         | 2          |
| vs. Providence       | 14         | 1-4            | 0-0        | 0-0           | 4          | 1         | 0         | 1         | 0         | 0         | 2          |
| MORGAN STATE         | 20         | 3-8            | 0-0        | 2-7           | 7          | 1         | 1         | 0         | 1         | 1         | 8          |
| ALABAMA STATE        | 21         | 5-7            | 0-0        | 6-9           | 6          | 4         | 0         | 2         | 3         | 0         | 16         |
| ST. JOHN'S           | 18         | 3-5            | 0-0        | 2-4           | 6          | 2         | 0         | 2         | 0         | 1         | 8          |
| at FIU               | 20         | 6-8            | 0-0        | 2-6           | 9          | 1         | 1         | 2         | 1         | 0         | 14         |
| at Mississippi State | 16         | 2-5            | 0-0        | 3-4           | 7          | 1         | 0         | 1         | 0         | 0         | 7          |
| STETSON              | 20         | 4-5            | 0-0        | 2-5           | 6          | 1         | 0         | 2         | 1         | 1         | 10         |
| NORTH FLORIDA        | 26         | 4-9            | 0-0        | 5-10          | 11         | 1         | 2         | 2         | 0         | 1         | 13         |
| NC A&T               | 20         | 5-8            | 0-0        | 2-3           | 4          | 3         | 0         | 0         | 3         | 1         | 12         |
| vs. Winthrop         | 16         | 1-3            | 0-0        | 1-2           | 4          | 0         | 1         | 1         | 1         | 0         | 3          |
| PENN*                | 25         | 7-10           | 0-0        | 4-8           | 12         | 2         | 0         | 1         | 2         | 3         | 18         |
| GEORGIA TECH*        | 18         | 2-3            | 0-0        | 1-3           | 5          | 1         | 0         | 1         | 5         | 0         | 5          |
| at Boston College*   | 20         | 4-9            | 0-0        | 0-0           | 8          | 2         | 1         | 2         | 0         | 1         | 8          |
| at NC State          | 15         | 3-5            | 0-0        | 0-0           | 7          | 3         | 0         | 2         | 0         | 1         | 6          |
| NORTH CAROLINA       | 20         | 3-8            | 0-0        | 2-2           | 4          | 2         | 0         | 1         | 2         | 0         | 8          |
| CLEMSON*             | 28         | 8-11           | 0-0        | 2-2           | 12         | 1         | 0         | 1         | 0         | 1         | 18         |
| at Wake Forest*      | 31         | 6-8            | 0-0        | 0-3           | 6          | 1         | 0         | 1         | 2         | 0         | 12         |
| at Duke*             | 9          | 0-0            | 0-0        | 2-4           | 4          | 4         | 1         | 0         | 0         | 0         | 2          |
| FLORIDA STATE*       | 20         | 2-6            | 0-0        | 0-1           | 5          | 1         | 0         | 1         | 0         | 1         | 4          |
| at Virginia Tech*    | 19         | 3-7            | 0-0        | 2-2           | 5          | 0         | 0         | 2         | 1         | 2         | 8          |
| at Georgia Tech      | 19         | 1-5            | 0-0        | 4-4           | 7          | 2         | 1         | 2         | 1         | 0         | 6          |
| DUKE*                | 29         | 12-14          | 0-0        | 2-3           | 7          | 2         | 0         | 3         | 0         | 2         | 26         |
| MARYLAND*            | 25         | 6-11           | 0-0        | 0-0           | 6          | 2         | 2         | 1         | 1         | 1         | 12         |
| at Clemson*          | 29         | 5-7            | 0-0        | 1-2           | 10         | 3         | 1         | 1         | 0         | 0         | 11         |
| VIRGINIA*            | 21         | 4-7            | 0-0        | 0-1           | 7          | 4         | 1         | 1         | 2         | 0         | 8          |
| BOSTON COLLEGE*      | 29         | 4-9            | 0-0        | 1-1           | 7          | 2         | 0         | 1         | 2         | 1         | 9          |
| at Florida State*    | 20         | 2-4            | 0-0        | 2-3           | 10         | 4         | 0         | 1         | 0         | 0         | 6          |
| vs. NC State*        | 18         | 1-4            | 0-0        | 0-0           | 2          | 2         | 0         | 1         | 1         | 0         | 2          |
| vs. Virginia Tech*   | 14         | 0-4            | 0-0        | 0-2           | 5          | 1         | 0         | 1         | 1         | 0         | 0          |
| vs. St. Mary's*      | 16         | 1-5            | 0-0        | 0-2           | 9          | 2         | 0         | 1         | 0         | 0         | 2          |
| vs. Texas*           | 15         | 1-3            | 0-0        | 4-6           | 5          | 0         | 1         | 0         | 0         | 0         | 6          |
| <b>TOTALS</b>        | <b>679</b> | <b>120-218</b> | <b>0-0</b> | <b>54-108</b> | <b>220</b> | <b>62</b> | <b>14</b> | <b>46</b> | <b>32</b> | <b>18</b> | <b>294</b> |

### 2008-09

| OPPONENT           | MIN        | FG-A           | 3FG-A      | FT-A          | R          | PF        | A         | TO        | BLK       | S         | PTS        |
|--------------------|------------|----------------|------------|---------------|------------|-----------|-----------|-----------|-----------|-----------|------------|
| FLORIDA SOUTHERN*  | 25         | 6-11           | 0-0        | 6-6           | 16         | 2         | 1         | 2         | 0         | 0         | 18         |
| vs. Southern Miss* | 26         | 3-3            | 0-0        | 8-10          | 9          | 1         | 0         | 3         | 0         | 1         | 14         |
| vs. UConn*         | 32         | 6-15           | 0-0        | 4-6           | 14         | 3         | 2         | 0         | 1         | 1         | 16         |
| vs. San Diego*     | 22         | 3-3            | 0-0        | 2-4           | 4          | 3         | 1         | 2         | 1         | 3         | 8          |
| STETSON*           | 22         | 5-7            | 0-0        | 2-3           | 7          | 4         | 2         | 1         | 0         | 0         | 12         |
| OHIO STATE*        | 27         | 4-5            | 0-0        | 0-5           | 11         | 0         | 2         | 3         | 0         | 1         | 8          |
| at Kentucky*       | 27         | 2-3            | 0-0        | 2-4           | 4          | 3         | 1         | 1         | 0         | 2         | 6          |
| FIU*               | 20         | 3-5            | 0-0        | 1-5           | 6          | 4         | 1         | 2         | 2         | 1         | 7          |
| ROBERT MORRIS*     | 24         | 4-5            | 0-0        | 3-6           | 3          | 1         | 2         | 2         | 1         | 1         | 11         |
| CLEMSON*           | 26         | 4-7            | 0-0        | 2-5           | 6          | 2         | 0         | 1         | 0         | 2         | 10         |
| at St. John's*     | 30         | 5-7            | 0-0        | 6-9           | 7          | 3         | 2         | 2         | 0         | 0         | 16         |
| NORTH FLORIDA*     | 21         | 1-4            | 0-0        | 6-12          | 9          | 1         | 4         | 2         | 0         | 3         | 8          |
| NC CENTRAL*        | 23         | 2-2            | 0-0        | 6-9           | 5          | 2         | 1         | 1         | 0         | 0         | 10         |
| FLORIDA ATLANTIC*  | 26         | 6-7            | 0-0        | 12-16         | 9          | 2         | 1         | 0         | 1         | 0         | 24         |
| at Boston College* | 25         | 1-6            | 0-0        | 11-14         | 7          | 2         | 0         | 3         | 0         | 2         | 13         |
| MARYLAND*          | 24         | 3-5            | 0-0        | 0-2           | 9          | 1         | 3         | 2         | 0         | 0         | 6          |
| at North Carolina* | 27         | 5-8            | 0-0        | 3-7           | 4          | 1         | 2         | 1         | 0         | 1         | 13         |
| FLORIDA STATE*     | 28         | 4-6            | 0-0        | 2-8           | 11         | 3         | 3         | 2         | 1         | 1         | 10         |
| VIRGINIA TECH*     | 28         | 7-10           | 0-0        | 9-12          | 5          | 0         | 1         | 1         | 0         | 0         | 23         |
| at NC State*       | 30         | 8-11           | 0-0        | 2-7           | 6          | 2         | 2         | 2         | 0         | 1         | 18         |
| at Maryland*       | 21         | 2-5            | 0-0        | 1-2           | 7          | 0         | 0         | 1         | 0         | 1         | 5          |
| WAKE FOREST*       | 14         | 1-3            | 0-0        | 0-0           | 2          | 3         | 2         | 1         | 0         | 1         | 2          |
| at Duke*           | 32         | 3-5            | 0-0        | 1-1           | 7          | 4         | 1         | 3         | 0         | 1         | 7          |
| at Florida State*  | 23         | 3-7            | 0-0        | 2-3           | 7          | 1         | 2         | 1         | 1         | 1         | 8          |
| BOSTON COLLEGE*    | 22         | 1-4            | 0-0        | 1-4           | 4          | 0         | 1         | 3         | 0         | 0         | 3          |
| at Virginia*       | 18         | 3-5            | 0-0        | 0-1           | 4          | 2         | 0         | 1         | 0         | 0         | 6          |
| at Georgia Tech*   | 25         | 3-11           | 0-0        | 4-8           | 15         | 1         | 2         | 5         | 0         | 1         | 10         |
| NC STATE*          | 25         | 4-6            | 0-0        | 1-3           | 6          | 1         | 0         | 0         | 0         | 1         | 9          |
| vs. Virginia Tech* | 19         | 0-3            | 0-0        | 4-4           | 3          | 2         | 1         | 3         | 0         | 2         | 4          |
| at Providence*     | 22         | 1-5            | 0-0        | 6-8           | 12         | 3         | 0         | 5         | 2         | 2         | 8          |
| at Florida*        | 28         | 6-9            | 0-0        | 5-8           | 8          | 0         | 1         | 3         | 1         | 1         | 17         |
| <b>TOTALS</b>      | <b>679</b> | <b>120-218</b> | <b>0-0</b> | <b>54-108</b> | <b>220</b> | <b>62</b> | <b>14</b> | <b>46</b> | <b>32</b> | <b>18</b> | <b>294</b> |

\* Games started

Led the ACC in offensive rebounding (3.3) and ranked 10th in the league in rebounds per game (6.5)... Averaged more offensive rebounds (4.1) in conference games than any other player in the ACC... Posted 9.6 points and 7.3 boards per game in ACC play... Recorded five double-doubles on the year, second-best among all ACC freshmen... Had a team-high 44 dunks on the season — the highest individual total since the 1988-89 season... Posted a team-high seven double-digit rebounding performances and was fourth on the team with 12 double-figure scoring games... Pulled down 12-or-more boards in six games, including a 14-rebound effort against Virginia (2/21)... Scored 10 points and grabbed 12 rebounds against FIU (11/11) in his UM debut, becoming the first Hurricane to record a double-double in a debut since 1986... Scored a season-high 24 points at Boston College (1/16), marking the highest scoring output by a Hurricane freshman since Darius Rice registered a 28-point outing versus Villanova Feb. 17, 2001... Averaged 18.0 points and 8.5 rebounds in road games at Boston College (1/16) and Florida State (1/20) en route ACC Co-Rookie of the Week honors (1/22), becoming the first UM player in Miami history to garner ACC Rookie of the Week distinction... Hit a career-high 10 field goals at Boston College (1/16)... Scored 12 points with 12 rebounds to help lead UM to an upset over fifth-seeded and 21st-ranked Maryland (3/8) in the first round of the ACC Tournament... Averaged 10.2 points and 9.8 rebounds over the last nine games of the season.

## HIGH SCHOOL

An all-state and All-Dade County selection as a junior and senior at Miami Senior... Averaged 24 points, 13 rebounds, three assists and two blocks per game as a senior... Helped lead Miami Senior to the state title as a junior, averaging 18 points, 11 rebounds and four blocks... Rated the 82nd best prospect in the nation prior to his senior season by scout hoops.com... Ranked 65th in the nation by The Sporting News... Selected high school honorable mention All-American and All-Metro (Miami) by Street & Smith... Coached by Marcus Carreno.

## PERSONAL

A liberal arts major... Nickname is "DC"... Off the court, enjoys watching cartoons and movies.

## CAREER HIGHS

|         |                                  |
|---------|----------------------------------|
| Points  | 26 vs. Duke (2/20/08)            |
| FGM     | 12 vs. Duke (2/20/08)            |
| FGA     | 18 at Boston College (1/16/07)   |
| 3 FGM   | —                                |
| 3FGA    | —                                |
| FTM     | 12 vs. Florida Atlantic (1/5/09) |
| FTA     | 16 vs. Florida Atlantic (1/5/09) |
| Reb     | 16 vs. Florida Atlantic (1/5/09) |
| Assists | 4 vs. North Florida (12/31/08)   |
| Blocks  | 5 vs. two opponents              |
| Steals  | 3 vs. four opponents             |
| Minutes | 38 vs. two opponents             |

## GETTING TO KNOW U



### FAVORITES

**Athlete:** Kevin Garnett... **Pro sports team:** Boston Celtics... **Food:** Buffalo wings... **Movie from last year:** Superbad.

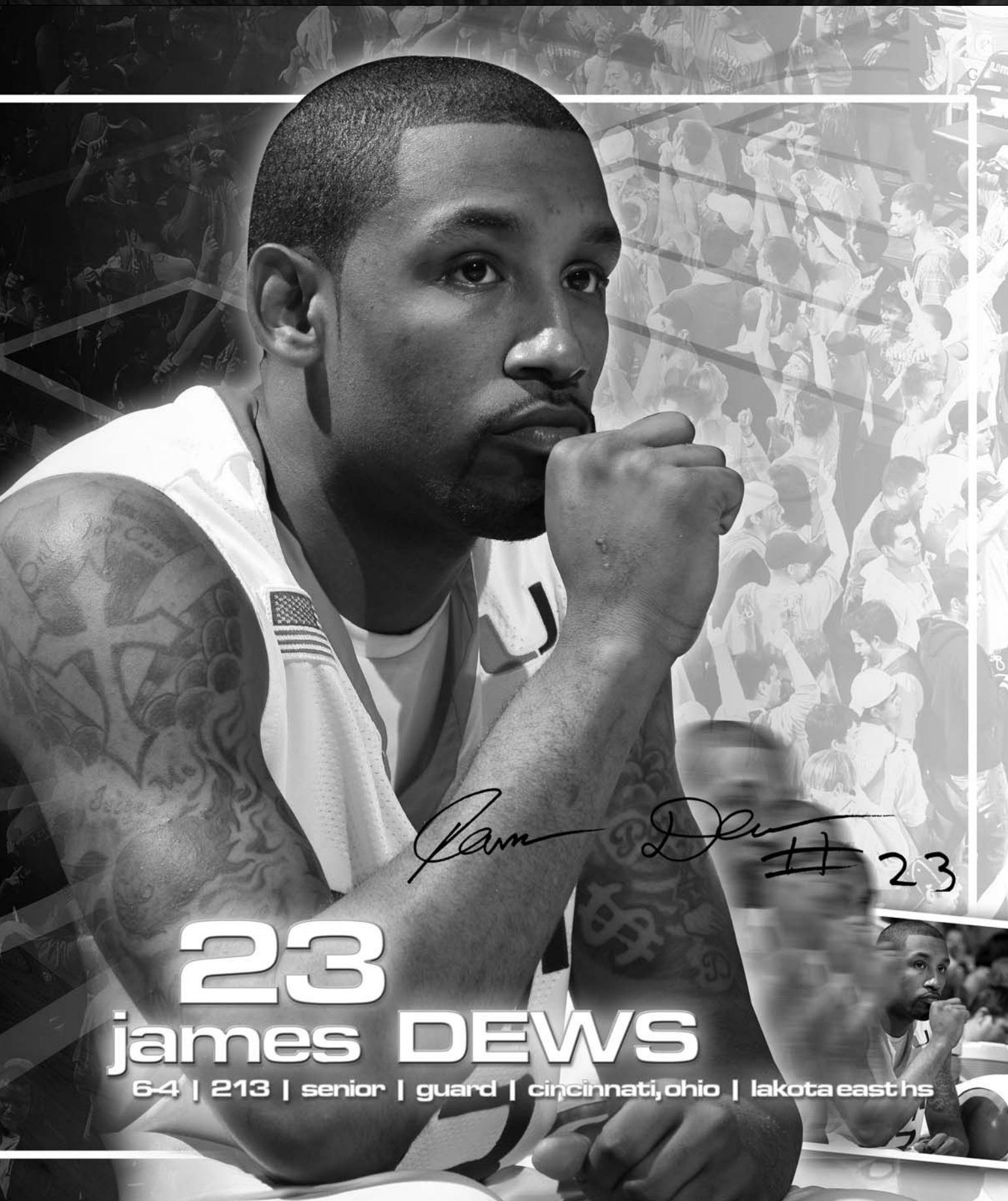
At the U, I've learned so much from Coach Haith... My most memorable basketball moment has been competing in the NCAA Tournament and beating Duke... If I was playing 2-on-2, I would choose AT (Adrian Thomas) for my team... The funniest nickname on the team is Nerd and it belongs to Donnavan Kirk... If I could play any other sport at UM, it would be football... My best friend on another team is Zack Peacock (Georgia Tech)... I wish I could fly... My life's theme song is I Wish (R. Kelly)... I hate to admit it, but I love cartoons... No one can believe I watch a LOT of Disney... Two words that describe me are nice and quiet... If I could spend a day with anyone, it would be Stacey Dash... If I had to cook all my meals, I'd survive on cookies and milk... TV show I'd like to be on is Keeping up with the Kardashians... When I played basketball as a kid, I pretended to be Michael Jordan... When I was little, I wanted to be Randy Moss... Now my dream job is to be a lawyer and play in the NBA.



23 JAMES DEWS







*James DeWes* #23

**23**  
**james DEWS**

6-4 | 213 | senior | guard | Cincinnati, Ohio | Lakota East HS

# JAMES DEWS

Strong all-around player with great basketball IQ — understands both offense and defense well... Good perimeter and mid-range game... Spent the offseason in the gym working on his game... Used to attend Michael Jordan basketball camps and "beat" MJ in games of one-on-one as a 10-year old, 12-year old and 14-year old... Earned team's Hustling Cane award at 2009 year-end team banquet... With 118 career three-pointers, needs just six treys to enter UM's top 10.

## AS A JUNIOR (2008-09)

Saw action in all 32 games, including 16 starts... Third on the squad with 8.2 points per game, converting 39.3 percent from the field, 33.3 percent from beyond the arc and 75.6 percent from the line... Scored in double figures 11 times, including a season-high 19 points at Florida State (2/18)... Versus the Seminoles, hit 7-of-11 field goals and 3-of-5 three pointers, while grabbing a career-high seven rebounds... Second on the team with 44 three-pointers, including a career-high tying four in wins at Kentucky (12/6), versus Boston College (2/21) and North Carolina Central (1/3)... Hit three-plus treys eight times, including a 3-for-3 performance versus FIU (12/12) and a 3-for-4 effort at No. 3/4 Duke (2/7)... Averaged 10.6 points in his last five games as a starter... Added 2.7 rebounds, 1.2 assists and 0.8 steals per game on the season... Grabbed a season-high three steals versus No. 3/3 North Carolina (2/15), Robert Morris (12/14) and Ohio State (12/2)... Dished out a season-high five assists (0 turnovers) with eight points and three rebounds in the NIT first-round win at Providence (3/18)... Contributed 14 points on 5-of-8 shooting from the field and 3-for-4 from long range in the overtime effort at No. 3/4 Duke (2/7)... Scored 11 points — including three three-pointers — at Georgia Tech (3/4) in his fourth-straight start... Registered 14 points — including a career-high tying four three-pointers, four rebounds, three assists, two steals and a blocked shot in a win over Boston College (2/21)... Poured in 13 points, including three baskets from long range, against Maryland (1/31)... Posted his first blocked shot of the year at No. 5/6 North Carolina (1/17)... Scored eight-straight points during Miami's 24-6 run in a comeback win over Maryland (1/14), adding five rebounds, two assists and a steal... Finished with 12 points — including a perfect 4-of-4 showing at the charity stripe, with two assists and a steal at Boston College (1/10)... Led all scorers with 16 points — including a season-high tying four three-pointers — versus North Carolina Central (1/3)... Snapped a string of 43 consecutive starts at St. John's (12/27), but still saw 26 minutes of action, finishing with nine points, including seven during a critical 9-0 Miami run, and six boards in the win at Madison Square Garden... Scored his 500th career point with an 18-point outburst in the win at Kentucky (12/6), hitting 6-of-8 from the floor, including 4-of-6 from long range, while grabbing two boards and a steal... Extended his consecutive free throw streak to 30 versus the Wildcats before missing his first free throw since Jan. 23, 2008... Scored a game-high tying 15 points versus FIU (12/12), converting 5-of-6 from the field, 3-of-3 from long range and 2-of-2 from the charity stripe.



James Dews and Dr. Jan Sokol-Katz, Lecturer — Department of Sociology

## AS A SOPHOMORE (2007-08)

Started 33-straight games, including first career start versus Marist in the second game of the season... Second on the team in scoring with 10.3 points per game, including 1.7 three-pointers per contest... Scoring improvement (+7.2 points per game between freshman and sophomore campaigns) tied for second best in the ACC, while his minutes per game improvement (+14.4) ranked fourth in the league... Named team's Most Improved Player at year-end banquet... Played at least 30 minutes in 8-of-16 regular season ACC contests... Saw a career-high 36 minutes on the court twice — in an overtime game at Florida State (3/8) and versus Texas (3/23) in the second round of the NCAA Tournament... Averaged 28.5 minutes per game — second most on the team... Sank a career-high four three-pointers twice, and hit three-or-more treys 10 times — including a five-game stretch from 12/13-12/29 in which he shot 44.7 percent from long range... For the season, converted 37.2 percent from beyond the arc... Hit a three-pointer in 16-straight games — the eighth-longest streak in program history... Scored in double figures in 18-of-34 games... Posted a team-leading 2.2 assist/turnover ratio (61 assists, 28 turnovers)... Made 31-of-32 free throw attempts against ACC opposition (96.9), including 26 straight to close the season... For the season, shot 90.7

percent from the charity stripe (49-54) — second-best on the squad and in UM history... Converted a career-best 8-of-8 from the line versus NC State (3/13) in the opening round of the ACC Tournament... Finished with 14 points and five rebounds in that win... Posted top performance as a Hurricane in the ACC opener against Georgia Tech (1/12) with a career-high 20 points, while also setting career highs in made field goals (7) and field goal attempts (16)... Scored 16 of his 20 points in the second half versus the Yellow Jackets... Scored 13 points, on 5-of-7 shooting, and grabbed four boards in victory over Maryland (2/23)... Finished with a team-high 15 points (5-of-6 FG, 3-of-4 3FG) and added three rebounds at Duke (2/2)... Grabbed a career-high tying six boards versus Florida State (2/6)... Finished with 15 points at Boston College (1/15)... Grabbed a season-high three steals twice — in the season-opener versus Florida Southern (11/9) and at Wake Forest (1/29)... Dished out a career-high six assists versus Penn (1/2)... Dropped 17 points and put up a career-high three blocks in the Puerto Rico Tip-Off championship win over Providence (11/8)... Scored 16 points versus North Carolina A&T (12/23)... Shot 60.0 percent or better from the field seven times — including converting 5-of-6 field goals at Duke for a season-best 83.3-percent performance... Only seven Hurricanes have started more than 33 games in a season, with those seven players making 34 starts.

## AS A FRESHMAN (2006-07)

Appeared in more games (31) and logged more minutes per game (14.1) than any other non-starter... Averaged 3.1 points and 1.8 rebounds per game over the season, and averaged 3.3 points and 1.7 rebounds in ACC play... One of only five players on the team to play in 31 or more games... Scored a season-high 10 points at Virginia (2/3), hitting a perfect 4-of-4 attempts from the floor... Pulled down a season-high six rebounds in an upset on the road over No. 25 Maryland (1/10)... Scored nine points in 24 minutes versus Nebraska (12/30)... Averaged 22.0 minutes and 4.8 points over the last four games of the season... Scored five-or-more points in eight games and had three-or-more rebounds in nine games... Recorded at least three field goals in five games.

## HIGH SCHOOL

The Lakota East graduate was a high school honorable mention All-American by Street & Smith, as well as a Nike All-American... Ranked in the top 100 by Lindy's, Athlon and Scout.com... Averaged 27.8 points, 4.4 rebounds, 2.0 assists and 2.0 steals per game as a senior... Greater Miami Conference Player of the Year, District Player of the Year, Butler County Player of the

## CAREER STATS

| Year         | GP-GS        | Min-Avg.          | FG-FGA         | Pct.        | 3FG-FGA        | Pct.        | FT-FTA        | Pct.        | Off-Def       | Reb-Avg        | PF-FO        | Ast        | TO        | Blk       | Stl       | Pts-Avg        |
|--------------|--------------|-------------------|----------------|-------------|----------------|-------------|---------------|-------------|---------------|----------------|--------------|------------|-----------|-----------|-----------|----------------|
| 2006-07      | 31-0         | 438-14.1          | 37-108         | .343        | 16-58          | .276        | 7-12          | .583        | 19-38         | 57-1.8         | 45-1         | 10         | 7         | 1         | 19        | 97-3.1         |
| 2007-08      | 34-33        | 968-28.5          | 121-283        | .428        | 58-156         | .372        | 49-54         | .907        | 25-73         | 98-2.9         | 87-4         | 61         | 28        | 8         | 28        | 349-10.3       |
| 2008-09      | 32-16        | 809-25.3          | 94-239         | .393        | 44-132         | .333        | 31-41         | .756        | 15-71         | 86-2.7         | 66-0         | 43         | 29        | 4         | 25        | 263-8.2        |
| <b>TOTAL</b> | <b>97-49</b> | <b>2,215-22.8</b> | <b>252-630</b> | <b>.400</b> | <b>118-346</b> | <b>.341</b> | <b>87-107</b> | <b>.813</b> | <b>59-182</b> | <b>241-2.5</b> | <b>198-5</b> | <b>114</b> | <b>64</b> | <b>13</b> | <b>72</b> | <b>709-7.3</b> |

## GAME-BY-GAME STATS

### 2006-07

| OPPONENT            | MIN        | FG-A          | 3FG-A        | FT-A        | R         | PF        | A         | TO       | BLK      | S         | PTS       |
|---------------------|------------|---------------|--------------|-------------|-----------|-----------|-----------|----------|----------|-----------|-----------|
| FIU                 | 19         | 1-4           | 0-2          | 0-0         | 3         | 0         | 0         | 0        | 0        | 0         | 2         |
| ALCORN STATE        | 15         | 1-2           | 1-2          | 2-2         | 1         | 2         | 0         | 1        | 0        | 2         | 5         |
| at Evansville       | 14         | 0-2           | 0-2          | 1-2         | 1         | 0         | 0         | 0        | 0        | 4         | 1         |
| vs. Buffalo         | 15         | 1-3           | 0-1          | 0-0         | 2         | 1         | 0         | 0        | 0        | 0         | 2         |
| vs. Cleveland State | 12         | 0-2           | 0-1          | 0-0         | 0         | 1         | 0         | 0        | 0        | 0         | 0         |
| LAFAYETTE           | 17         | 2-7           | 0-3          | 0-0         | 4         | 0         | 0         | 0        | 0        | 0         | 4         |
| at Northwestern     | 3          | 0-2           | 0-2          | 0-0         | 2         | 0         | 0         | 0        | 0        | 0         | 0         |
| GEORGIA TECH        | 7          | 0-0           | 0-0          | 0-0         | 0         | 1         | 2         | 1        | 0        | 2         | 0         |
| LEHIGH              | 11         | 1-2           | 1-2          | 0-0         | 0         | 0         | 1         | 1        | 0        | 1         | 3         |
| MISSISSIPPI STATE   | 5          | 0-1           | 0-1          | 0-0         | 0         | 1         | 0         | 0        | 0        | 0         | 0         |
| STETSON             | 16         | 3-5           | 2-2          | 0-2         | 3         | 1         | 2         | 0        | 0        | 1         | 8         |
| BINGHAMTON          | 6          | 1-3           | 0-1          | 0-0         | 2         | 0         | 0         | 0        | 0        | 0         | 2         |
| at Louisville       | 17         | 0-5           | 0-2          | 0-0         | 4         | 3         | 1         | 0        | 0        | 0         | 0         |
| vs. Nebraska        | 24         | 3-7           | 3-7          | 0-0         | 1         | 1         | 0         | 0        | 0        | 1         | 9         |
| at Massachusetts    | 8          | 0-2           | 0-1          | 0-0         | 2         | 0         | 0         | 0        | 0        | 0         | 0         |
| WAKE FOREST         | 6          | 1-2           | 1-2          | 0-0         | 1         | 2         | 0         | 0        | 0        | 0         | 3         |
| at Maryland         | 13         | 1-3           | 1-1          | 0-0         | 6         | 2         | 0         | 0        | 0        | 1         | 3         |
| DUKE                | 12         | 0-1           | 0-1          | 0-0         | 0         | 0         | 0         | 0        | 0        | 1         | 0         |
| at Boston College   | 10         | 0-1           | 0-1          | 0-0         | 2         | 0         | 0         | 0        | 0        | 1         | 0         |
| at Florida State    | 13         | 3-6           | 2-4          | 0-0         | 4         | 1         | 1         | 2        | 0        | 0         | 8         |
| VIRGINIA TECH       | 27         | 1-3           | 0-1          | 1-2         | 3         | 4         | 0         | 0        | 0        | 1         | 3         |
| at North Carolina   | 17         | 2-6           | 1-3          | 2-2         | 0         | 3         | 0         | 0        | 0        | 1         | 7         |
| at Virginia         | 12         | 4-4           | 2-2          | 0-0         | 5         | 0         | 0         | 0        | 0        | 0         | 10        |
| BOSTON COLLEGE      | 16         | 0-4           | 0-2          | 0-0         | 1         | 3         | 1         | 0        | 0        | 0         | 0         |
| NC STATE            | 12         | 1-3           | 0-1          | 0-0         | 1         | 1         | 0         | 0        | 0        | 0         | 2         |
| VIRGINIA            | 14         | 2-2           | 0-0          | 0-0         | 0         | 3         | 0         | 0        | 0        | 0         | 4         |
| at Virginia Tech    | 9          | 1-5           | 0-3          | 0-0         | 2         | 3         | 0         | 1        | 0        | 0         | 2         |
| at Clemson          | 25         | 1-3           | 0-1          | 0-0         | 0         | 5         | 1         | 1        | 0        | 0         | 2         |
| FLORIDA STATE       | 16         | 2-3           | 1-2          | 1-2         | 0         | 3         | 0         | 0        | 0        | 1         | 6         |
| vs. Maryland        | 24         | 2-9           | 1-3          | 0-0         | 5         | 3         | 1         | 0        | 1        | 1         | 5         |
| vs. Boston College  | 23         | 3-6           | 0-2          | 0-0         | 2         | 1         | 0         | 0        | 0        | 1         | 6         |
| <b>TOTALS</b>       | <b>438</b> | <b>37-108</b> | <b>16-58</b> | <b>7-12</b> | <b>57</b> | <b>45</b> | <b>10</b> | <b>7</b> | <b>1</b> | <b>19</b> | <b>97</b> |

### 2007-08

| OPPONENT              | MIN        | FG-A           | 3FG-A         | FT-A         | R         | PF        | A         | TO        | BLK      | S         | PTS        |
|-----------------------|------------|----------------|---------------|--------------|-----------|-----------|-----------|-----------|----------|-----------|------------|
| FLORIDA SOUTHERN      | 22         | 6-10           | 3-5           | 0-0          | 4         | 3         | 3         | 2         | 0        | 3         | 15         |
| vs. Marist*           | 19         | 3-6            | 3-5           | 2-2          | 5         | 4         | 1         | 1         | 1        | 0         | 11         |
| vs. VCU*              | 30         | 2-8            | 1-3           | 0-0          | 2         | 5         | 1         | 4         | 0        | 1         | 5          |
| vs. Providence*       | 31         | 5-10           | 3-7           | 4-5          | 2         | 2         | 2         | 1         | 3        | 0         | 17         |
| MORGAN STATE*         | 34         | 4-6            | 2-3           | 0-0          | 2         | 1         | 1         | 0         | 0        | 1         | 10         |
| ALABAMA STATE*        | 35         | 2-6            | 1-2           | 3-4          | 4         | 3         | 3         | 1         | 0        | 1         | 8          |
| ST. JOHN'S*           | 31         | 2-8            | 2-5           | 5-6          | 3         | 1         | 0         | 1         | 1        | 0         | 11         |
| at FIU*               | 28         | 5-8            | 2-3           | 2-2          | 1         | 5         | 1         | 1         | 0        | 0         | 14         |
| at Mississippi State* | 33         | 3-9            | 3-7           | 0-0          | 3         | 3         | 2         | 0         | 0        | 0         | 9          |
| STETSON*              | 23         | 5-11           | 4-6           | 0-0          | 0         | 1         | 0         | 0         | 0        | 0         | 14         |
| NORTH FLORIDA*        | 28         | 4-11           | 3-7           | 0-0          | 2         | 2         | 2         | 0         | 0        | 2         | 11         |
| NC A&T*               | 21         | 6-11           | 4-9           | 0-0          | 2         | 3         | 1         | 1         | 1        | 1         | 16         |
| vs. Winthrop*         | 32         | 4-14           | 3-9           | 1-1          | 2         | 2         | 3         | 0         | 0        | 0         | 12         |
| PENN*                 | 26         | 2-6            | 1-4           | 1-2          | 3         | 1         | 6         | 1         | 0        | 0         | 6          |
| GEORGIA TECH*         | 31         | 7-16           | 2-8           | 4-4          | 3         | 2         | 1         | 0         | 1        | 1         | 20         |
| at Boston College*    | 31         | 6-14           | 3-9           | 0-0          | 2         | 4         | 0         | 0         | 0        | 0         | 15         |
| at NC State*          | 31         | 1-5            | 0-1           | 0-0          | 3         | 2         | 3         | 0         | 0        | 0         | 2          |
| NORTH CAROLINA*       | 26         | 4-9            | 1-5           | 1-2          | 4         | 1         | 5         | 2         | 0        | 0         | 10         |
| CLEMSON*              | 33         | 2-10           | 0-3           | 2-2          | 4         | 4         | 2         | 1         | 0        | 0         | 6          |
| at Wake Forest*       | 30         | 3-5            | 1-3           | 0-0          | 1         | 1         | 2         | 0         | 0        | 3         | 7          |
| at Duke*              | 25         | 5-6            | 3-4           | 2-2          | 3         | 4         | 0         | 0         | 0        | 0         | 15         |
| FLORIDA STATE*        | 30         | 2-8            | 0-4           | 4-4          | 6         | 5         | 1         | 0         | 0        | 2         | 8          |
| at Virginia Tech*     | 24         | 3-5            | 1-2           | 0-0          | 3         | 2         | 1         | 1         | 0        | 2         | 7          |
| at Georgia Tech*      | 30         | 3-7            | 1-5           | 4-4          | 2         | 4         | 1         | 2         | 0        | 2         | 11         |
| DUKE*                 | 24         | 3-8            | 0-3           | 0-0          | 4         | 5         | 4         | 2         | 0        | 2         | 6          |
| MARYLAND*             | 27         | 5-7            | 1-2           | 2-2          | 4         | 1         | 2         | 0         | 0        | 1         | 13         |
| at Clemson*           | 26         | 4-9            | 1-3           | 2-2          | 2         | 3         | 1         | 0         | 0        | 0         | 11         |
| VIRGINIA*             | 24         | 3-6            | 1-3           | 2-2          | 2         | 0         | 1         | 1         | 0        | 1         | 9          |
| BOSTON COLLEGE*       | 26         | 2-6            | 2-5           | 0-0          | 1         | 1         | 2         | 2         | 0        | 0         | 6          |
| at Florida State*     | 36         | 2-8            | 1-6           | 0-0          | 6         | 3         | 5         | 1         | 0        | 0         | 5          |
| vs. NC State*         | 27         | 3-7            | 0-2           | 8-8          | 5         | 2         | 0         | 0         | 1        | 0         | 14         |
| vs. Virginia Tech*    | 29         | 3-9            | 2-5           | 0-0          | 2         | 2         | 0         | 1         | 0        | 2         | 8          |
| vs. St. Mary's*       | 29         | 4-7            | 1-2           | 0-0          | 3         | 3         | 1         | 0         | 0        | 1         | 9          |
| vs. Texas*            | 36         | 3-7            | 2-6           | 0-0          | 3         | 2         | 3         | 2         | 0        | 2         | 8          |
| <b>TOTALS</b>         | <b>968</b> | <b>121-283</b> | <b>58-156</b> | <b>49-54</b> | <b>98</b> | <b>87</b> | <b>61</b> | <b>28</b> | <b>8</b> | <b>28</b> | <b>349</b> |

### 2008-09

| OPPONENT           | MIN        | FG-A          | 3FG-A         | FT-A         | R         | PF        | A         | TO        | BLK      | S         | PTS        |
|--------------------|------------|---------------|---------------|--------------|-----------|-----------|-----------|-----------|----------|-----------|------------|
| FLORIDA SOUTHERN*  | 25         | 2-7           | 1-4           | 0-0          | 1         | 2         | 3         | 0         | 0        | 1         | 5          |
| vs. Southern Miss* | 28         | 2-8           | 1-4           | 2-2          | 4         | 2         | 0         | 1         | 0        | 0         | 7          |
| vs. UConn*         | 20         | 2-8           | 0-5           | 0-0          | 3         | 4         | 0         | 0         | 0        | 0         | 4          |
| vs. San Diego*     | 19         | 3-6           | 0-2           | 0-0          | 1         | 2         | 1         | 2         | 0        | 0         | 6          |
| STETSON*           | 26         | 4-7           | 2-4           | 0-0          | 4         | 1         | 0         | 0         | 0        | 2         | 10         |
| OHIO STATE*        | 35         | 2-12          | 0-5           | 0-0          | 2         | 4         | 1         | 3         | 0        | 3         | 4          |
| at Kentucky*       | 27         | 6-8           | 4-6           | 2-5          | 2         | 4         | 0         | 0         | 0        | 1         | 18         |
| FIU*               | 23         | 5-6           | 3-3           | 2-2          | 2         | 0         | 3         | 0         | 0        | 0         | 15         |
| ROBERT MORRIS*     | 30         | 3-9           | 2-5           | 3-4          | 6         | 1         | 3         | 2         | 0        | 3         | 11         |
| CLEMSON*           | 18         | 3-7           | 1-3           | 2-2          | 0         | 2         | 2         | 0         | 0        | 0         | 9          |
| at St. John's      | 26         | 4-10          | 1-4           | 0-0          | 6         | 3         | 1         | 1         | 0        | 0         | 9          |
| NORTH FLORIDA*     | 18         | 2-6           | 1-3           | 2-3          | 1         | 1         | 1         | 2         | 0        | 1         | 7          |
| NC CENTRAL         | 21         | 6-13          | 4-9           | 0-0          | 3         | 1         | 0         | 2         | 0        | 1         | 16         |
| FLORIDA ATLANTIC   | 22         | 1-6           | 1-3           | 2-2          | 5         | 1         | 1         | 0         | 0        | 0         | 5          |
| at Boston College  | 23         | 4-11          | 0-4           | 4-4          | 0         | 1         | 3         | 2         | 0        | 1         | 12         |
| MARYLAND           | 26         | 3-7           | 2-5           | 0-0          | 5         | 1         | 2         | 1         | 0        | 1         | 8          |
| at North Carolina  | 21         | 2-6           | 0-4           | 0-0          | 2         | 1         | 0         | 0         | 1        | 2         | 4          |
| FLORIDA STATE      | 28         | 3-7           | 0-2           | 2-2          | 2         | 2         | 1         | 2         | 0        | 0         | 8          |
| VIRGINIA TECH      | 27         | 1-3           | 0-1           | 0-0          | 1         | 3         | 1         | 1         | 0        | 0         | 2          |
| at NC State        | 24         | 0-3           | 0-1           | 0-0          | 2         | 1         | 3         | 0         | 1        | 0         | 0          |
| at Maryland        | 29         | 4-10          | 3-7           | 2-2          | 2         | 3         | 1         | 1         | 0        | 0         | 13         |
| WAKE FOREST        | 20         | 1-3           | 0-1           | 0-0          | 1         | 3         | 1         | 1         | 1        | 0         | 2          |
| at Duke            | 26         | 5-8           | 3-4           | 1-2          | 2         | 3         | 1         | 4         | 0        | 0         | 14         |
| NORTH CAROLINA     | 20         | 0-3           | 0-2           | 0-0          | 1         | 0         | 2         | 1         | 0        | 3         | 0          |
| at Florida State*  | 32         | 7-11          | 3-5           | 2-3          | 7         | 4         | 0         | 1         | 0        | 0         | 19         |
| BOSTON COLLEGE*    | 30         | 4-8           | 4-6           | 2-4          | 4         | 3         | 3         | 1         | 1        | 2         | 14         |
| at Virginia*       | 33         | 4-10          | 1-4           | 0-0          | 4         | 1         | 1         | 0         | 0        | 1         | 9          |
| at Georgia Tech*   | 31         | 4-13          | 3-11          | 0-0          | 2         | 2         | 1         | 0         | 0        | 1         | 11         |
| NC STATE           | 20         | 1-3           | 1-2           | 1-2          | 4         | 3         | 1         | 0         | 0        | 0         | 4          |
| vs. Virginia Tech* | 29         | 0-6           | 0-5           | 0-0          | 2         | 1         | 0         | 0         | 0        | 0         | 0          |
| at Providence      | 21         | 2-4           | 2-2           | 2-2          | 3         | 4         | 5         | 0         | 0        | 1         | 8          |
| at Florida*        | 31         | 4-10          | 1-6           | 0-0          | 2         | 2         | 1         | 1         | 0        | 1         | 9          |
| <b>TOTALS</b>      | <b>809</b> | <b>94-239</b> | <b>44-132</b> | <b>31-41</b> | <b>86</b> | <b>66</b> | <b>43</b> | <b>29</b> | <b>4</b> | <b>25</b> | <b>263</b> |

\* Games started



Year, Southwest Ohio Division Player of the Year, Cincinnati Basketball Hall of Fame Division I Player of the Year and Cincinnati Enquirer Player of the Year... Division I All-Ohio First Team selection by the Associated Press... First team all-state, all-city and all-conference... McDonald's All-America nominee... Lakota East's all-time leader in scoring (1,906), rebounds and steals... Led all of Cincinnati in scoring... High school retired his jersey (23) on February 10, 2006... Team captain as a junior and senior... All-state third team pick as a sophomore and honorable mention selection as a freshman... All-conference first team honoree as a freshman and sophomore... Led conference in scoring as sophomore and ranked second as a freshman... Coached by Wally Vickers.

## PERSONAL

A liberal arts major... Nicknames are "JD" and "Diddybop"... Off the court, enjoys going to the movies and playing video games... Would like to become a high school teacher and coach after his basketball career is over.

## CAREER HIGHS

|         |                               |
|---------|-------------------------------|
| Points  | 20 vs. Georgia Tech (1/12/08) |
| FGM     | 7 vs. two opponents           |
| FGA     | 16 vs. Georgia Tech (1/12/08) |
| 3 FGM   | 4 vs. five opponents          |
| 3 FGA   | 11 at Georgia Tech (3/4/09)   |
| FTM     | 8 vs. NC State (3/13/08)      |
| FTA     | 8 vs. NC State (3/13/08)      |
| Reb     | 7 at Florida State (2/18/09)  |
| Assists | 6 vs. Penn (1/2/08)           |
| Blocks  | 3 vs. Providence (11/18/07)   |
| Steals  | 4 at Evansville (11/17/06)    |
| Minutes | 36 vs. two opponents          |

## GETTING TO KNOW U


### FAVORITES


**Athletes:** Michael Jordan, LeBron James, Jon Kitna, Raja Bell, Chad Johnson... **Pro sports team:** Cleveland Cavaliers, Cincinnati Bengals, Cincinnati Reds... **Food:** Mashed potatoes, greens, grits, bacon... **Movie from last year:** The Hangover... **Class:** Any class with Dr. Jan Sokol-Katz.

I'm a Hurricane because I love my coaches and teammates... At the U, I've learned so much from Coach Haith... My most memorable basketball moment has been beating Michael Jordan in one-on-one... If I was playing 2-on-2, I would choose Dwayne Collins for my team... If I could play any other sport at UM, it would be football... My best friend on another team is Jon Diebler (Ohio State) and Josh Chichester (Louisville)... The best player I've matched up against is OJ Mayo... Other than basketball, I am talented at singing... I hate to admit it, but I love chick flicks... No one can believe I watch Lifetime... Two words that describe me are outgoing and funny... If I could spend a day with anyone, it would be Michael Jordan... If I had to cook all my meals, I'd survive on steak, salad with Ranch, mac and cheese... TV show I'd like to be on is Dancing with the Stars... The farthest place from home I've been Italy... A lot of people don't know I was a Junior Olympic gold medalist in taekwondo.



20 CYRUS MCGOWAN





*Cyrus McGowan*

# 20 cyrus McGOWAN

6-9 | 237 | senior | forward | brooksville, miss. |  
meridian hs/arkansas |

# CYRUS MCGOWAN

An energy guy — always plays hard... Very aggressive rebounder — attacks the glass... Played for two seasons at Arkansas before transferring to Miami... Long and lean... A post player that can spread the defense and hit a three.

## AS A REDSHIRT JUNIOR (2008-09)

Played in all 32 games, making 22 starts... Team won 15 games when he was in the starting lineup... Second on the team in blocks (19) and fourth in rebounding (140)... Averaged 4.6 points and 4.4 boards an outing... Converted 70.3 percent of his free throws, including a 6-for-6 effort versus North Florida (12/31) and 4-for-4 performances in wins over No. 6/7 Wake Forest (2/4) and St. John's (12/27)... Posted two double-doubles, with 10 points and a season-high 12 rebounds versus Ohio State (12/2) and a season-high 17 points and 10 boards versus North Florida (12/31)... Went 5-for-7 from the field with a three-pointer, while going a perfect 6-of-6 from the charity stripe versus the Ospreys... Grabbed double-figure rebounds four times, including 10 boards in a win over North Carolina Central (1/3)... Put up multiple blocks four times, including a season-high three versus Clemson (12/21) and two against Ohio State (12/2), North Florida (12/31) and Virginia (2/26)... Shot 32.3 percent from beyond the arc, including a season-best 2-for-2 effort versus No. 2/2 UConn (11/23)... Finished with eight points, five rebounds, an assist, block and steal in the win over No. 6/7 Wake Forest (2/4)... Grabbed five-plus rebounds 13 times, including eight at Kentucky (12/6), seven versus Virginia Tech (1/25) and six at No. 5/6 North Carolina (1/17)... Finished with nine points, including a three-pointer, and five boards versus Florida Atlantic (1/5)... Connected on a season-high tying five field goals (5-6), including a three-pointer, to finish with 11 points — including Miami's first nine points of the game — and a season-high three blocked shots versus No. 25/25 Clemson (12/21)... Recorded a team-high eight rebounds and four points in the win over Kentucky (12/6)... Finished with 14 points and eight boards versus Stetson (11/30)... Posted double-figures scoring for the first time as a Hurricane with 10 points vs. San Diego (11/24)... Went 2-of-2 from long range en route to eight points, three rebounds, two assists and a blocked shot in the Paradise Jam semifinal vs. No. 2/2 UConn (11/23)... Grabbed 10 rebounds and scored seven points in his Hurricanes debut in the season-opening win over Florida Southern (11/15).

## AT ARKANSAS (2005-07)

Averaged 0.8 points and 1.0 rebound in two seasons at Arkansas... Appeared in 23 games, including one start, as a freshman in 2005-06... Averaged 0.9 points and 1.2 rebounds in his first season with the Razorbacks... Saw time in 17 games, averaging 0.6 points and 0.6 rebounds as a sophomore in 2006-07.



Cyrus McGowan and Marian Dahman, Manager/Advising — Center for Student Academic Services

## HIGH SCHOOL

Averaged 11.1 points, 12.3 rebounds and 4.0 blocks as a senior... Led Meridian High School to a 28-9 overall record that year... Rated the No. 77 overall prospect and No. 6 center in the class of 2005 by Rivals.com... Rated the No. 8 center in the class of 2005 by Scout.com... Rated the No. 72 player in the nation by TheInsiders.com and was the 24th-best prospect at the 2004 ABCD Camp... Named to the all-state second team, as well as earning all-area, all-region and region MVP honors as a senior... McDonald's All-America nominee... As a senior and a junior, earned team Defensive Player of the Year honors at Meridian.... Coached by Ernie Watson.

## PERSONAL


A sociology and communication studies major... Enjoys watching movies in his spare time... Member of the National Honor Society, graduating with honors from Meridian... Nickname is Cy.



## CAREER STATS

| Year    | GP-GS | Min-Avg. | FG-FGA | Pct. | 3FG-FGA | Pct. | FT-FTA | Pct. | Off-Def | Reb-Avg | PF-FO | Ast | TO | Blk | Stl | Pts-Avg |
|---------|-------|----------|--------|------|---------|------|--------|------|---------|---------|-------|-----|----|-----|-----|---------|
| 2008-09 | 32-22 | 480-15.0 | 46-123 | .374 | 10-31   | .323 | 45-64  | .703 | 60-80   | 140-4.4 | 58-1  | 15  | 42 | 19  | 10  | 147-4.6 |





## CAREER HIGHS

|         |                                 |
|---------|---------------------------------|
| Points  | 17 vs. North Florida (12/31/08) |
| FGM     | 5 vs. three opponents           |
| FGA     | 8 vs. two opponents             |
| 3 FGM   | 2 vs. UConn (11/23/08)          |
| 3 FGA   | 3 at Kentucky (12/6/08)         |
| FTM     | 6 vs. two opponents             |
| FTA     | 8 vs. Ohio State (12/2/08)      |
| Reb     | 12 vs. Ohio State (12/2/08)     |
| Assists | 2 vs. three opponents           |
| Blocks  | 3 vs. Clemson (12/21/08)        |
| Steals  | 1 vs. 10 opponents              |
| Minutes | 30 vs. UConn (11/23/08)         |

## GETTING TO KNOW U

### FAVORITES

**Athlete:** Kevin Garnett... **Food:** Fried chicken, black eyed peas, collard greens, combread...  
**Movie from last year:** Inglorious Basterds...  
**Class:** Spanish.

At the U, I've learned so much from Coach Haith... My most memorable basketball moment has been when Dwayne Collins had a big dunk at Duke... If I was playing 2-on-2, I would choose Adrian Thomas for my team... The funniest nickname on the team is Dew Drop and it belongs to James Dews... If I could play any other sport at UM, it would be football... My best friend on another team is Sean McCurdy (William & Mary)... Other than basketball, I am talented at beatboxing, singing, jookey... My life's theme song is Champion by Kanye West... No one can believe I watch The Real Housewives of Atlanta... Two words that describe me are chill and relax... The farthest place from home I've been Hawaii... If I had to cook all my meals, I'd survive on spaghetti... When I played basketball as a kid, I pretended to be Michael Jordan... Before a game I always pray... When I was little, I wanted to be a fire-fighter, doctor and monkey trainer... My first job was working at a grocery store... Now my dream job is to be a sportscaster.

## GAME-BY-GAME STATS

### 2008-09

| OPPONENT           | MIN        | FG-A          | 3FG-A        | FT-A         | R          | PF        | A         | TO        | BLK       | S         | PTS        |
|--------------------|------------|---------------|--------------|--------------|------------|-----------|-----------|-----------|-----------|-----------|------------|
| FLORIDA SOUTHERN*  | 15         | 2-5           | 1-1          | 2-4          | 10         | 1         | 0         | 0         | 1         | 0         | 7          |
| vs. Southern Miss* | 21         | 2-6           | 0-2          | 0-1          | 3          | 5         | 1         | 2         | 0         | 1         | 4          |
| vs. UConn*         | 30         | 3-6           | 2-2          | 0-0          | 3          | 3         | 2         | 4         | 1         | 0         | 8          |
| vs. San Diego*     | 22         | 3-6           | 1-1          | 3-4          | 3          | 2         | 1         | 0         | 1         | 1         | 10         |
| STETSON*           | 24         | 5-8           | 1-1          | 3-6          | 8          | 0         | 0         | 2         | 1         | 0         | 14         |
| OHIO STATE*        | 27         | 2-8           | 0-2          | 6-8          | 12         | 2         | 0         | 1         | 2         | 0         | 10         |
| at Kentucky*       | 22         | 1-6           | 1-3          | 1-2          | 8          | 4         | 0         | 3         | 0         | 1         | 4          |
| FIU*               | 8          | 0-2           | 0-0          | 0-1          | 3          | 2         | 0         | 3         | 1         | 0         | 0          |
| ROBERT MORRIS*     | 18         | 3-4           | 0-0          | 0-0          | 4          | 1         | 1         | 3         | 1         | 1         | 6          |
| CLEMSON*           | 20         | 5-6           | 1-1          | 0-2          | 3          | 2         | 1         | 1         | 3         | 1         | 11         |
| at St. John's*     | 20         | 0-5           | 0-1          | 4-4          | 6          | 3         | 2         | 1         | 0         | 1         | 4          |
| NORTH FLORIDA*     | 17         | 5-7           | 1-2          | 6-6          | 10         | 3         | 0         | 1         | 2         | 0         | 17         |
| NC CENTRAL*        | 18         | 0-3           | 0-0          | 2-3          | 10         | 1         | 0         | 1         | 0         | 0         | 2          |
| FLORIDA ATLANTIC*  | 17         | 2-6           | 1-2          | 4-7          | 5          | 1         | 0         | 0         | 0         | 0         | 9          |
| at Boston College* | 12         | 0-5           | 0-1          | 2-2          | 4          | 3         | 0         | 0         | 0         | 1         | 2          |
| MARYLAND*          | 16         | 2-4           | 0-1          | 0-0          | 5          | 1         | 1         | 1         | 1         | 1         | 4          |
| at North Carolina* | 14         | 1-4           | 1-1          | 2-3          | 6          | 2         | 1         | 1         | 0         | 0         | 5          |
| FLORIDA STATE      | 11         | 1-3           | 0-2          | 1-1          | 1          | 2         | 1         | 2         | 0         | 0         | 3          |
| VIRGINIA TECH      | 15         | 1-2           | 0-1          | 1-2          | 7          | 1         | 0         | 0         | 1         | 0         | 3          |
| at NC State        | 5          | 0-2           | 0-1          | 0-0          | 2          | 1         | 0         | 1         | 0         | 0         | 0          |
| at Maryland        | 11         | 1-2           | 0-1          | 0-0          | 3          | 1         | 0         | 2         | 0         | 0         | 2          |
| WAKE FOREST*       | 23         | 2-5           | 0-2          | 4-4          | 5          | 2         | 1         | 2         | 1         | 1         | 8          |
| at Duke*           | 16         | 0-3           | 0-0          | 0-0          | 2          | 2         | 0         | 2         | 0         | 1         | 0          |
| NORTH CAROLINA*    | 15         | 0-2           | 0-1          | 0-0          | 2          | 1         | 0         | 2         | 0         | 0         | 0          |
| at Florida State   | 4          | 0-0           | 0-0          | 0-0          | 2          | 1         | 0         | 0         | 0         | 0         | 0          |
| BOSTON COLLEGE     | 4          | 1-1           | 0-0          | 0-0          | 0          | 1         | 0         | 1         | 1         | 0         | 2          |
| at Virginia        | 8          | 2-3           | 0-0          | 2-2          | 1          | 0         | 0         | 1         | 2         | 0         | 6          |
| at Georgia Tech    | 7          | 0-1           | 0-0          | 0-0          | 2          | 4         | 1         | 2         | 0         | 0         | 0          |
| NC STATE           | 3          | 0-1           | 0-1          | 0-0          | 1          | 1         | 0         | 0         | 0         | 0         | 0          |
| vs. Virginia Tech  | 15         | 2-3           | 0-0          | 0-0          | 5          | 1         | 0         | 1         | 0         | 0         | 4          |
| at Providence*     | 16         | 0-3           | 0-1          | 2-2          | 4          | 4         | 2         | 2         | 0         | 0         | 2          |
| at Florida*        | 6          | 0-1           | 0-0          | 0-0          | 0          | 0         | 0         | 0         | 0         | 0         | 0          |
| <b>TOTALS</b>      | <b>480</b> | <b>46-123</b> | <b>10-31</b> | <b>45-64</b> | <b>140</b> | <b>58</b> | <b>15</b> | <b>42</b> | <b>19</b> | <b>10</b> | <b>147</b> |

\* Games started

**30 ADRIAN THOMAS**





*Adrian Thomas*

**30**

**adrian**

**THOMAS**

6-7 | 229 | senior | forward | pembrokepines,fla. | flanaganhs



# ADRIAN THOMAS

Came on strong in 2008-09 after missing all but eight games over the previous two seasons due to a pair of season-ending injuries... Shooting threat as a four with a good perimeter shot... A great defender both in the post and on the perimeter... Has developed into a strong shooter — partially due to the injuries when decreased mobility had him sitting in a chair and shooting in the gym... Strong practices paid off in 2008-09 as he saw playing time increase as the season progressed... Graduated in May with a bachelors degree in business management and marketing.

## AS A REDSHIRT JUNIOR (2008-09)

The 2009 recipient of the "Bob Bradley Spirit & Courage Award," presented by the Atlantic Coast Sports Media Association (ACSM) to a male or female basketball player, coach or team administrator who has overcome significant injury, illness or adversity in life to become a valuable contributor to his/her program and university... Also earned Most Improved Player by a vote of teammates and the Outstanding Student-Athlete Award at the team's postseason banquet... Played in all 32 contests, averaging 5.1 points and 2.3 rebounds per game, while converting 1.3 three-pointers an outing at a 35.7 percent clip — tops among returning players... Hit at least one trey in 14-straight contests, including a career-high tying four in the win over No. 6/7 Wake Forest (2/4) and at NC State (1/27), to tie for the 10th-longest three-point streak in Miami history... Was the third-longest active streak in the ACC until it was snapped at Georgia Tech (3/4)... Scored in double figures five times — all in ACC play, averaging 6.8 points per game versus conference opponents... Scored a career-high 14 points in a route of No. 6/7 Wake Forest (2/4) and at NC State (1/27)... Hit a career-high tying five field goals, including a career-high tying four three-pointers, in a career-high 29 minutes versus the Wolfpack... Finished with 10 points on 57.1 percent shooting — including a pair of three-pointers — at No. 5/6 North Carolina (1/17)... Posted his second-straight double-figure scoring effort with 10 points — including two treys, a career-high five steals, four rebounds and a career-high two blocks in a win over Florida State (1/21)... Contributed 11 points on 4-of-6 shooting, including three three-pointers, three boards, an assist and a steal at Boston College (1/10)... Shot 40.1 percent from the field for the season, including converting 50.0 percent or better in 13 games... Hit 83.3 percent of his shots in the win over the Demon Deacons, converting 5-of-6 field goals and 4-of-5 three-pointers... Grabbed a career-high three steals in the NIT second-round game at Florida (3/20)... Went 3-of-6 from beyond the arc to finish with nine points versus Virginia Tech (3/12) in the opening round of the ACC Tournament... Picked up nine points on three shots from beyond the arc (3-of-7) while securing two rebounds, a steal and two assists in a road win at Virginia (2/26)... Scored six points on two big three-pointers late in the game during a comeback stretch against No. 3/3 North Carolina (2/15), while adding four boards and a career-high four assists... Logged a career-best eight rebounds in a win over North Carolina Central (1/3).



Adrian Thomas and Joe Natoli, Senior Vice President — Division of Business and Finance

## AS A REDSHIRT SOPHOMORE (2007-08)

Scored a career-high 13 points off the bench in the season-opening win over Florida Southern (11/9), converting 5-of-7 from the field (.714) and 3-of-5 from long range (.600)... Also grabbed four rebounds in the win... Recorded five points and a pair of steals versus Marist (11/15)... Saw action in the first four games before sustaining a season-ending ACL injury in practice... Averaged 4.5 points and 2.3 rebounds in 13.3 minutes per game.

## AS A SOPHOMORE (2006-07)

Appeared in four games before suffering a season-ending abdominal injury... Averaged 0.5 points, 0.3 rebounds and 4.8 minutes per game... Scored a season-high two points in the season-opener against FIU (11/11)... Added a rebound versus Buffalo (11/18).

## AS A FRESHMAN (2005-06)

Played in 23 games, averaging 1.1 points and 0.8 rebounds in 5.0 minutes per outing... Named to the 2006 ACC All-Academic Basketball Team... Finished with five points and two rebounds in seven minutes against Boston College (2/16)... Scored three points and pulled down a board in six minutes versus Clemson (1/18)... Grabbed four rebounds in four minutes against Wofford (12/10)... Recorded season-highs in points (4) and minutes played (12) versus Morgan State (11/19)... Made collegiate debut against Texas-Arlington (11/13), recording one point.

## HIGH SCHOOL

Averaged 24.2 points, 14.9 rebounds and 2.3 blocks per game as a senior at Flanagan High School, en route to being named the Sun-Sentinel's 6A-5A-4A Player of the Year for a second consecutive season... Ranked 47th in the nation by Basketball News... Street & Smith's honorable-mention All-American... Led team to the regional finals and a district championship while securing a 25-4 record in 2004-05... 2005 Broward County Athletic Association's Scholar-Athlete of the Year... Scored a career-high 32 points against Pompano Blanche Ely as a senior... Averaged 24 points and 13.1 rebounds per game, winning the Sun-Sentinel's 5-A Player of the Year award as a junior... That year, led team to a 27-2 record, including a district championship and a 3-6A regional runner-up finish... Named first team all-county by both the Miami Herald and Sun-Sentinel as a sophomore... Started at center as a freshman, averaging 20.1 points and 10.3 rebounds an outing... Coached by Greg Samuel.

## PERSONAL

Graduated in May with a bachelors degree in business management and organization... Currently pursuing a masters degree in sports administration... Nickname is "A.T."... Graduated in the top 10 percent of his class at Flanagan.



## CAREER STATS

| Year    | GP-GS | Min-Avg. | FG-FGA | Pct. | 3FG-FGA | Pct. | FT-FTA | Pct. | Off-Def | Reb-Avg | PF-FO | Ast | TO | Blk | Stl | Pts-Avg |
|---------|-------|----------|--------|------|---------|------|--------|------|---------|---------|-------|-----|----|-----|-----|---------|
| 2005-06 | 23-0  | 114-5.0  | 8-21   | .381 | 0-1     | .000 | 9-19   | .474 | 10-9    | 19-0.8  | 19-0  | 1   | 8  | 2   | 2   | 25-1.1  |
| 2006-07 | 4-0   | 19-4.8   | 1-4    | .250 | 0-2     | .000 | 0-0    | .000 | 0-1     | 1-0.3   | 2-0   | 0   | 2  | 0   | 1   | 2-0.5   |
| 2007-08 | 4-0   | 53-13.3  | 7-12   | .583 | 4-9     | .444 | 0-0    | .000 | 3-6     | 9-2.3   | 2-0   | 1   | 2  | 1   | 3   | 18-4.5  |
| 2008-09 | 32-2  | 550-17.2 | 59-147 | .401 | 40-112  | .357 | 4-6    | .667 | 37-37   | 74-2.3  | 67-2  | 29  | 33 | 5   | 19  | 162-5.1 |
| TOTAL   | 63-2  | 736-11.7 | 75-184 | .408 | 44-124  | .355 | 13-25  | .520 | 50-53   | 103-1.6 | 90-2  | 31  | 45 | 8   | 25  | 207-3.3 |



## GAME-BY-GAME STATS

### 2005-06

| OPPONENT                | MIN        | FG-A        | 3FG-A      | FT-A        | R         | PF        | A        | TO       | BLK      | S        | PTS       |
|-------------------------|------------|-------------|------------|-------------|-----------|-----------|----------|----------|----------|----------|-----------|
| vs. Texas-Arlington     | 1          | 0-0         | 0-0        | 1-2         | 0         | 3         | 0        | 0        | 0        | 0        | 1         |
| vs. Wisconsin-Green Bay | 8          | 1-2         | 0-1        | 1-1         | 0         | 1         | 0        | 0        | 0        | 0        | 3         |
| MORGAN STATE            | 12         | 2-5         | 0-0        | 0-0         | 1         | 2         | 0        | 0        | 1        | 1        | 4         |
| NC A&T                  | 7          | 0-0         | 0-0        | 0-0         | 1         | 1         | 0        | 0        | 0        | 0        | 0         |
| at Temple               | 3          | 0-0         | 0-0        | 0-0         | 0         | 1         | 0        | 0        | 0        | 0        | 0         |
| at Michigan             | 7          | 0-1         | 0-0        | 1-2         | 1         | 1         | 0        | 1        | 0        | 0        | 1         |
| BIRM. SOUTHERN          | 11         | 1-2         | 0-0        | 0-3         | 0         | 3         | 0        | 2        | 0        | 0        | 2         |
| WOFFORD                 | 4          | 0-0         | 0-0        | 0-0         | 4         | 0         | 0        | 1        | 0        | 0        | 0         |
| FLORIDA                 | 3          | 1-2         | 0-0        | 0-0         | 2         | 0         | 0        | 1        | 0        | 0        | 2         |
| STETSON                 | 10         | 0-0         | 0-0        | 0-0         | 0         | 1         | 0        | 0        | 1        | 1        | 0         |
| vs. Louisville          | 6          | 0-2         | 0-0        | 0-1         | 1         | 0         | 0        | 0        | 0        | 0        | 0         |
| SACRED HEART            | 3          | 0-0         | 0-0        | 0-0         | 1         | 1         | 0        | 1        | 0        | 0        | 0         |
| at North Carolina       | 4          | 0-1         | 0-0        | 0-0         | 2         | 0         | 0        | 0        | 0        | 0        | 0         |
| CLEMSON                 | 6          | 1-3         | 0-0        | 1-2         | 1         | 0         | 0        | 0        | 0        | 0        | 3         |
| BOSTON COLLEGE          | 1          | 0-0         | 0-0        | 0-0         | 0         | 0         | 0        | 0        | 0        | 0        | 0         |
| at Virginia             | 2          | 0-0         | 0-0        | 0-0         | 0         | 0         | 0        | 1        | 0        | 0        | 0         |
| WAKE FOREST             | 0          | 0-0         | 0-0        | 0-0         | 0         | 0         | 0        | 0        | 0        | 0        | 0         |
| at Georgia Tech         | 6          | 0-0         | 0-0        | 1-3         | 1         | 1         | 0        | 0        | 0        | 0        | 1         |
| at Boston College       | 7          | 1-1         | 0-0        | 3-3         | 2         | 1         | 0        | 0        | 0        | 0        | 5         |
| at Duke                 | 5          | 0-0         | 0-0        | 1-2         | 1         | 2         | 1        | 0        | 0        | 0        | 1         |
| VIRGINIA TECH           | 1          | 0-0         | 0-0        | 0-0         | 0         | 0         | 0        | 0        | 0        | 0        | 0         |
| FLORIDA STATE           | 5          | 1-2         | 0-0        | 0-0         | 1         | 0         | 0        | 1        | 0        | 0        | 2         |
| OKLAHOMA STATE          | 2          | 0-0         | 0-0        | 0-0         | 0         | 1         | 0        | 0        | 0        | 0        | 0         |
| <b>TOTALS</b>           | <b>114</b> | <b>8-21</b> | <b>0-1</b> | <b>9-19</b> | <b>19</b> | <b>19</b> | <b>1</b> | <b>8</b> | <b>2</b> | <b>2</b> | <b>25</b> |

### 2006-07

| OPPONENT            | MIN       | FG-A       | 3FG-A      | FT-A       | R        | PF       | A        | TO       | BLK      | S        | PTS      |
|---------------------|-----------|------------|------------|------------|----------|----------|----------|----------|----------|----------|----------|
| FIU                 | 12        | 1-3        | 0-1        | 0-0        | 0        | 1        | 0        | 0        | 0        | 1        | 2        |
| at Evansville       | 1         | 0-0        | 0-0        | 0-0        | 0        | 0        | 0        | 0        | 0        | 0        | 0        |
| vs. Buffalo         | 4         | 0-1        | 0-1        | 0-0        | 1        | 0        | 2        | 1        | 0        | 0        | 0        |
| vs. Cleveland State | 2         | 0-0        | 0-0        | 0-0        | 0        | 1        | 0        | 1        | 0        | 0        | 0        |
| <b>TOTALS</b>       | <b>19</b> | <b>1-4</b> | <b>0-2</b> | <b>0-0</b> | <b>1</b> | <b>2</b> | <b>0</b> | <b>2</b> | <b>0</b> | <b>1</b> | <b>2</b> |

### 2007-08

| OPPONENT         | MIN       | FG-A        | 3FG-A      | FT-A       | R        | PF       | A        | TO       | BLK      | S        | PTS       |
|------------------|-----------|-------------|------------|------------|----------|----------|----------|----------|----------|----------|-----------|
| FLORIDA SOUTHERN | 19        | 5-7         | 3-5        | 0-0        | 4        | 1        | 0        | 0        | 0        | 1        | 13        |
| vs. Marist       | 21        | 2-4         | 1-3        | 0-0        | 3        | 1        | 0        | 1        | 0        | 2        | 5         |
| vs. VCU          | 9         | 0-1         | 0-1        | 0-0        | 1        | 0        | 1        | 1        | 1        | 0        | 0         |
| vs. Providence   | 4         | 0-0         | 0-0        | 0-0        | 1        | 0        | 0        | 0        | 0        | 0        | 0         |
| <b>TOTALS</b>    | <b>53</b> | <b>7-12</b> | <b>4-9</b> | <b>0-0</b> | <b>9</b> | <b>2</b> | <b>1</b> | <b>2</b> | <b>1</b> | <b>3</b> | <b>18</b> |

### 2008-09

| OPPONENT          | MIN        | FG-A          | 3FG-A         | FT-A       | R         | PF        | A         | TO        | BLK      | S         | PTS        |
|-------------------|------------|---------------|---------------|------------|-----------|-----------|-----------|-----------|----------|-----------|------------|
| FLORIDA SOUTHERN  | 12         | 2-7           | 1-4           | 0-0        | 3         | 3         | 0         | 2         | 1        | 0         | 5          |
| vs. Southern Miss | 7          | 1-2           | 1-2           | 0-0        | 1         | 0         | 1         | 0         | 0        | 0         | 3          |
| vs. UConn         | 1          | 0-1           | 0-1           | 0-0        | 0         | 0         | 0         | 0         | 0        | 0         | 0          |
| vs. San Diego     | 6          | 1-4           | 1-3           | 0-0        | 0         | 0         | 0         | 0         | 0        | 0         | 3          |
| STETSON           | 3          | 0-0           | 0-0           | 0-0        | 0         | 1         | 0         | 0         | 0        | 0         | 0          |
| OHIO STATE        | 5          | 0-0           | 0-0           | 0-0        | 2         | 0         | 1         | 1         | 0        | 0         | 0          |
| at Kentucky       | 2          | 0-0           | 0-0           | 0-0        | 0         | 0         | 0         | 0         | 0        | 0         | 0          |
| FIU               | 18         | 1-4           | 1-4           | 2-2        | 6         | 1         | 0         | 1         | 0        | 2         | 5          |
| ROBERT MORRIS     | 8          | 1-1           | 0-0           | 0-0        | 1         | 1         | 0         | 0         | 0        | 0         | 2          |
| CLEMSON           | 12         | 1-2           | 0-1           | 0-0        | 1         | 1         | 0         | 0         | 0        | 1         | 2          |
| at St. John's     | 6          | 0-2           | 0-2           | 0-0        | 0         | 1         | 0         | 1         | 0        | 0         | 0          |
| NORTH FLORIDA     | 23         | 3-6           | 1-3           | 0-0        | 6         | 3         | 2         | 1         | 0        | 1         | 7          |
| NC CENTRAL        | 19         | 2-6           | 0-2           | 1-1        | 8         | 0         | 2         | 0         | 0        | 0         | 5          |
| FLORIDA ATLANTIC  | 23         | 3-6           | 2-4           | 0-0        | 1         | 4         | 3         | 2         | 0        | 0         | 8          |
| at Boston College | 24         | 4-6           | 3-4           | 0-0        | 3         | 3         | 1         | 0         | 0        | 1         | 11         |
| MARYLAND          | 24         | 3-6           | 2-5           | 0-0        | 4         | 4         | 0         | 2         | 0        | 1         | 8          |
| at North Carolina | 21         | 4-7           | 2-5           | 0-0        | 2         | 2         | 0         | 0         | 0        | 0         | 10         |
| FLORIDA STATE     | 21         | 4-8           | 2-5           | 0-0        | 4         | 3         | 3         | 1         | 2        | 5         | 10         |
| VIRGINIA TECH     | 26         | 2-7           | 2-6           | 0-0        | 3         | 4         | 2         | 1         | 0        | 1         | 6          |
| at NC State*      | 29         | 5-8           | 4-7           | 0-0        | 2         | 4         | 1         | 1         | 0        | 0         | 14         |
| at Maryland*      | 19         | 1-3           | 1-2           | 0-0        | 2         | 5         | 1         | 2         | 0        | 0         | 3          |
| WAKE FOREST       | 19         | 5-6           | 4-5           | 0-0        | 3         | 1         | 2         | 3         | 1        | 0         | 14         |
| at Duke           | 29         | 1-5           | 1-4           | 0-0        | 3         | 4         | 1         | 1         | 0        | 1         | 3          |
| NORTH CAROLINA    | 24         | 2-6           | 2-6           | 0-0        | 4         | 3         | 4         | 1         | 0        | 0         | 6          |
| at Florida State  | 25         | 3-8           | 2-7           | 0-0        | 1         | 3         | 0         | 0         | 0        | 0         | 8          |
| BOSTON COLLEGE    | 26         | 1-2           | 1-2           | 0-0        | 3         | 4         | 1         | 2         | 0        | 1         | 3          |
| at Virginia       | 25         | 3-8           | 3-7           | 0-0        | 2         | 0         | 2         | 1         | 0        | 1         | 9          |
| at Georgia Tech   | 19         | 0-4           | 0-4           | 0-0        | 4         | 1         | 0         | 2         | 0        | 0         | 0          |
| NC STATE          | 16         | 0-3           | 0-3           | 1-2        | 1         | 5         | 1         | 1         | 0        | 0         | 1          |
| vs. Virginia Tech | 17         | 3-6           | 3-6           | 0-1        | 2         | 3         | 0         | 4         | 0        | 0         | 9          |
| at Providence     | 20         | 2-5           | 0-3           | 0-0        | 1         | 1         | 1         | 3         | 1        | 1         | 4          |
| at Florida        | 21         | 1-8           | 1-5           | 0-0        | 1         | 2         | 0         | 0         | 0        | 3         | 3          |
| <b>TOTALS</b>     | <b>550</b> | <b>59-147</b> | <b>40-112</b> | <b>4-6</b> | <b>74</b> | <b>67</b> | <b>29</b> | <b>33</b> | <b>5</b> | <b>19</b> | <b>162</b> |

\* Games started



## CAREER HIGHS

|         |                                |
|---------|--------------------------------|
| Points  | 14 vs. two opponents           |
| FGM     | 5 vs. three opponents          |
| FGA     | 8 vs. five opponents           |
| 3 FGM   | 4 vs. two opponents            |
| 3 FGA   | 7 vs. three opponents          |
| FTM     | 3 vs. Boston College (2/16/06) |
| FTA     | 3 vs. three opponents          |
| Reb     | 8 vs. N.C. Central (1/3/09)    |
| Assists | 4 vs. North Carolina (2/15/09) |
| Blocks  | 2 vs. Florida State (1/21/09)  |
| Steals  | 5 vs. Florida State (1/21/09)  |
| Minutes | 29 vs. two opponents           |

## GETTING TO KNOW U

### FAVORITES

**Athletes:** Kobe Bryant, Stephen Jackson, LeBron James... **Pro sports team:** Miami Dolphins... **Food:** Liver and onions... **Movie from last year:** Dark Knight... **Class:** Dance.

When I first thought of Miami, I thought everyone loved football, but now I know a lot of people love basketball too... At the U, I've learned so much from Coach Haith... My most memorable basketball moment has been scoring 14 points in the win over Wake Forest... If I was playing 2-on-2, I would choose (James) Dews for my team... If I could play any other sport at UM, it would be football... The best player I've matched up against is Monta Ellis... Other than basketball, I am talented at dancing... My life's theme song is Usual Suspects by Rick Ross, featuring Nas... I hate to admit it, but I love singing in the bathroom... No one can believe I watch Arthur (PBS cartoon)... Two words that describe me are funny and smart... A lot of people don't know that I eat 24/7... If I could spend a day with anyone, it would be Bill Gates... The farthest place from home I've been San Diego... If I had to cook all my meals, I'd survive on peanut butter crunch cereal... When I played basketball as a kid, I pretended to be me... Before a game I always listen to music... When I was little, I wanted to be an NBA player... Now my dream job is to play in the NBA or own a music company.



*Julian Gamble*  
#45



**45**

**julian GAMBLE**



6-9 | 255 | sophomore | center | durham, n.c. |

southern durham hs |

**miami**



# JULIAN GAMBLE

Big body... Great inside game... Strong basketball IQ and good skill level... Has shown tremendous growth through his redshirt season in 2007-08 up until the present... A good rebounder and passer, proved valuable in games as a redshirt freshman.

## AS A REDSHIRT FRESHMAN (2008-09)

Saw action in 24 games in his first campaign as a Hurricane, including 10 games versus ACC opponents... Among just six ACC freshmen to record a double-double during the season, posting a career-high 13 points and a career-high 13 rebounds in the win over North Florida (12/31), converting 3-of-5 field goals and a season-high 7-of-10 free throws... Also scored in double figures in the win over St. John's (12/27), finishing with 10 points on perfect 4-of-4 shooting from the field and 2-of-2 shooting from the line in 12 minutes... Shot a perfect 3-for-3 from the field and added a free throw to finish with seven points in the ACC Tournament versus Virginia Tech (3/12)... Posted a career-best three blocked shots on three occasions — in the win at Kentucky (12/6) and in back-to-back home victories over North Florida (12/31) and North Carolina Central (1/3)... Added six points and seven rebounds in a season-high 20 minutes versus the Eagles... Grabbed five-or-more rebounds five times, including a four-point, five-board effort in 15 minutes versus No. 3/3 North Carolina (2/15)... Recorded two points, a rebound and his 14th block of his freshman campaign in his first postseason appearance in the NIT win at Providence (3/18)... Grabbed three rebounds in his ACC debut versus No. 25/25 Clemson (12/21)... Finished with six points and three rebounds in 14 minutes versus FIU (12/12)... Posted five rebounds, a season- and game-high three assists and a blocked shot in 15 minutes against San Diego (11/24) in the third-place game of the Paradise Jam Tournament... Finished with four points, six rebounds and a steal in his Hurricanes debut versus Florida Southern (11/15).

## HIGH SCHOOL

Three-year letterwinner at Southern Durham High School, the same high school as former UM teammate Anthony King... Averaged 18 points, 10 rebounds and five blocks per game as a senior... A two-time all-conference selection... Rated the No. 27 center in the class of 2007 by Scout.com and the No. 4 overall player in the state of North Carolina by Rivals.com... Coached by David Pyper.

## PERSONAL

A sports administration major with a minor in business... Off the court, enjoys playing video games... Traveled to Africa during the summer of 2008 with Athletes in Action, getting the opportunity to play basketball with other collegians from across the country, as well as hold basketball clinics for local children... Nicknames include "Jules" and "JG".



Julian Gamble and Dr. Sue Mullane, Adjunct Associate Professor — Exercise and Sport Sciences



## CAREER STATS

| Year    | GP-GS | Min-Avg. | FG-FGA | Pct. | 3FG-FGA | Pct. | FT-FTA | Pct. | Off-Def | Reb-Avg | PF-FO | Ast | TO | Blk | Stl | Pts-Avg |
|---------|-------|----------|--------|------|---------|------|--------|------|---------|---------|-------|-----|----|-----|-----|---------|
| 2008-09 | 24-0  | 179-7.5  | 20-46  | .435 | 0-0     | .000 | 17-29  | .586 | 22-39   | 61-2.5  | 23-0  | 8   | 4  | 14  | 3   | 57-2.4  |



## GAME-BY-GAME STATS

### 2008-09

| OPPONENT          | MIN        | FG-A         | 3FG-A      | FT-A         | R         | PF        | A        | TO       | BLK       | S        | PTS       |
|-------------------|------------|--------------|------------|--------------|-----------|-----------|----------|----------|-----------|----------|-----------|
| FLORIDA SOUTHERN  | 10         | 1-1          | 0-0        | 2-3          | 6         | 4         | 0        | 0        | 0         | 1        | 4         |
| vs. Southern Miss | 1          | 0-0          | 0-0        | 0-0          | 0         | 0         | 0        | 0        | 0         | 0        | 0         |
| vs. UConn         | 4          | 0-1          | 0-0        | 0-1          | 1         | 1         | 0        | 0        | 0         | 0        | 0         |
| vs. San Diego     | 15         | 0-0          | 0-0        | 0-0          | 5         | 2         | 3        | 0        | 1         | 0        | 0         |
| STETSON           | 9          | 0-5          | 0-0        | 1-2          | 2         | 0         | 0        | 1        | 0         | 1        | 1         |
| at Kentucky       | 11         | 0-3          | 0-0        | 0-0          | 3         | 0         | 1        | 0        | 3         | 0        | 0         |
| FIU               | 14         | 2-4          | 0-0        | 2-2          | 3         | 2         | 1        | 0        | 2         | 1        | 6         |
| ROBERT MORRIS     | 3          | 0-1          | 0-0        | 0-0          | 0         | 0         | 0        | 0        | 0         | 0        | 0         |
| CLEMSON           | 5          | 0-0          | 0-0        | 0-2          | 3         | 0         | 0        | 1        | 0         | 0        | 0         |
| at St. John's     | 12         | 4-4          | 0-0        | 2-2          | 3         | 3         | 1        | 0        | 0         | 0        | 10        |
| NORTH FLORIDA     | 19         | 3-5          | 0-0        | 7-10         | 13        | 2         | 1        | 0        | 3         | 0        | 13        |
| NC CENTRAL        | 20         | 3-7          | 0-0        | 0-2          | 7         | 3         | 0        | 1        | 3         | 0        | 6         |
| FLORIDA ATLANTIC  | 5          | 0-0          | 0-0        | 0-0          | 0         | 1         | 0        | 0        | 0         | 0        | 0         |
| MARYLAND          | 1          | 0-0          | 0-0        | 0-0          | 0         | 0         | 0        | 0        | 1         | 0        | 0         |
| at North Carolina | 2          | 0-0          | 0-0        | 0-0          | 0         | 0         | 0        | 0        | 0         | 0        | 0         |
| at NC State       | 9          | 1-1          | 0-0        | 0-0          | 3         | 0         | 0        | 0        | 0         | 0        | 2         |
| at Maryland       | 4          | 0-0          | 0-0        | 1-2          | 0         | 0         | 0        | 0        | 0         | 0        | 1         |
| NORTH CAROLINA    | 15         | 2-6          | 0-0        | 0-0          | 5         | 0         | 0        | 0        | 0         | 0        | 4         |
| at Florida State  | 7          | 0-2          | 0-0        | 1-2          | 2         | 0         | 1        | 0        | 0         | 0        | 1         |
| at Virginia       | 2          | 0-0          | 0-0        | 0-0          | 1         | 2         | 0        | 0        | 0         | 0        | 0         |
| NC STATE          | 0          | 0-1          | 0-0        | 0-0          | 2         | 2         | 0        | 0        | 0         | 0        | 0         |
| vs. Virginia Tech | 4          | 3-3          | 0-0        | 1-1          | 0         | 0         | 0        | 0        | 0         | 0        | 7         |
| at Providence     | 4          | 1-1          | 0-0        | 0-0          | 1         | 1         | 0        | 1        | 1         | 0        | 2         |
| at Florida        | 3          | 0-1          | 0-0        | 0-0          | 1         | 0         | 0        | 0        | 0         | 0        | 0         |
| <b>TOTALS</b>     | <b>179</b> | <b>20-46</b> | <b>0-0</b> | <b>17-29</b> | <b>61</b> | <b>23</b> | <b>8</b> | <b>4</b> | <b>14</b> | <b>3</b> | <b>57</b> |

\* Games started

## CAREER HIGHS

|         |                                 |
|---------|---------------------------------|
| Points  | 13 vs. North Florida (12/31/08) |
| FGM     | 4 at St. John's (12/27/08)      |
| FGA     | 7 vs. N.C. Central (1/3/09)     |
| 3 FGM   | —                               |
| 3 FGA   | —                               |
| FTM     | 7 vs. North Florida (12/31/08)  |
| FTA     | 10 vs. North Florida (12/31/08) |
| Reb     | 13 vs. North Florida (12/31/08) |
| Assists | 3 vs. San Diego (11/24/08)      |
| Blocks  | 3 vs. three opponents           |
| Steals  | 1 vs. three opponents           |
| Minutes | 20 vs. N.C. Central (1/3/09)    |

## GETTING TO KNOW U

### FAVORITES

**Athletes:** Kobe Bryant, Dwight Howard, Amar'e Stoudemire... **Pro sports teams:** Los Angeles Lakers, New York Yankees, Carolina Panthers... **Food:** Pizza, steak, shrimp.

If I was playing 2-on-2, I would choose James Dews for my team... If I could play any other sport at UM, it would be tennis... My best friend on another team is Ramon Harris (Kentucky)... The best player I've ever matched up against is Tyler Hansbrough... No one can believe I watch Spongebob Squarepants... Two words that describe me are strong and caring... The farthest place from home I've been Africa... If I had to cook all my meals, I'd survive on pizza... TV show I'd like to be on Spongebob Squarepants... Favorite post-practice thing to do play video games.



*Dequan Jones*

**31**  
**dequan JONES**

6-6 | 219 | sophomore | forward | stonemountain,ga. |  
wheelerhs |

miami



# DeQUAN JONES

The most explosive athlete on the squad... Good mid-range game... Came in as Coach Haith's highest rated recruit at UM... Has all the physical tools to succeed.... Participated in the Vince Carter Basketball Academy during the summer of 2009.

## AS A FRESHMAN (2008-09)

Played in all 32 games, making three starts as a true freshman – including back-to-back ACC contests at No. 5/6 North Carolina (1/17) and versus Florida State (1/21)... Had an electrifying reverse dunk in the first half at No. 5/6 North Carolina (1/17) that landed at No. 1 on ESPN's Top 10 Plays of the day... Finished with eight points, a then- season-high tying five rebounds, a blocked shot and an assist versus the Tar Heels in a career-high 27 minutes... Posted four-or-more rebounds seven times... Grabbed a season-high six boards, a blocked shot and a steal in 11 minutes at No. 3/4 Duke (2/7)... Contributed three points, a pair of rebounds, a blocked shot and a season-high tying two steals in the win over No. 6/7 Wake Forest (2/4)... Scored a career-high 11 points and added five rebounds, an assist, a steal and a blocked shot in 21 minutes versus North Carolina Central (1/3)... Saw a season-high 24 minutes on the hardwood in his first collegiate start versus North Florida (12/31), finishing with eight points, five rebounds, a season-high tying two assists and a blocked shot... Ranked fifth on the team with 12 blocked shots, including a season-high four in the rout of FIU (12/12)... Also added three points, three boards, a steal and an assist in 15 minutes versus the Golden Panthers... Ripped down an offensive rebound and put it back for a dunk in his postseason debut at Providence (3/18)... Dished out a career-high tying pair of assists in the NIT second-round game at Florida (3/20)... Hit seven points on a 3-for-4 performance from the field and a free throw at Maryland (1/31)... Converted his first three-pointer as a Hurricane versus Virginia Tech (1/25)... Scored six points on a season-high tying three field goals on a perfect 3-of-3 touch from the field against Florida Atlantic (1/5)... Finished with four rebounds and two points in his ACC debut versus Clemson (12/21)... Converted all of his shots from both the field (1-1) and the free throw line (2-2) for four points against Ohio State (12/2) in the ACC/Big Ten Challenge... Finished with six points, four rebounds, one blocked shot and one assist in 19 minutes against San Diego (11/24)... Saw 16 minutes of action vs. No. 2/2 UConn (11/23) in the Paradise Jam semifinals, finishing with four points and a rebound... Posted seven points, two assists, a rebound and a steal in his Hurricanes debut versus Florida Southern (11/15).

## HIGH SCHOOL

Averaged 15.2 points, 6.7 rebounds and 4.0 blocks per game as a senior en route to Class 5-A Player of the Year honors by the Atlanta Journal-Constitution and Northwest Player of the Year accolades... Also named to



DeQuan Jones and Dr. Thomas LeBlanc, Executive Vice President and Provost

EA Sports' All-America Second Team and to the Parade All-America Fourth Team... Ranked as the nation's fifth-best small forward and 28th-best overall player by ESPN.com... Considered a five-star recruit by both Scout.com and Rivals.com... Ranked fourth among small forwards by Rivals.com... Helped Wildcats finish 30-3 with a No. 18 national ranking by USA Today... Team advanced to the state title game, where the Wildcats lost by just three points... Scored 17 points in the semifinal win over Hiram to help Wheeler advance to the finals... Region 6A champions in 2008... Participated in the iSB/Nike Spring High School Classic, earning second



team honors... Played three years of varsity basketball... Competed in first two seasons of prep basketball at Stone Mountain... Coached at Wheeler by Doug Lipscomb... Played AAU basketball for the Worldwide Renegades.

## PERSONAL

A political science major... Nickname is "DJ"... Also recruited by schools including Oregon, Memphis, Florida and Georgia.

## CAREER STATS

| Year    | GP-GS | Min-Avg. | FG-FGA | Pct. | 3FG-FGA | Pct. | FT-FTA | Pct. | Off-Def | Reb-Avg | PF-FO | Ast | TO | Blk | Stl | Pts-Avg |
|---------|-------|----------|--------|------|---------|------|--------|------|---------|---------|-------|-----|----|-----|-----|---------|
| 2008-09 | 32-3  | 353-11.0 | 33-98  | .337 | 1-13    | .077 | 19-30  | .633 | 20-35   | 55-1.7  | 33-0  | 15  | 30 | 12  | 10  | 86-2.7  |



## GAME-BY-GAME STATS

### 2008-09

| OPPONENT           | MIN        | FG-A         | 3FG-A       | FT-A         | R         | PF        | A         | TO        | BLK       | S         | PTS       |
|--------------------|------------|--------------|-------------|--------------|-----------|-----------|-----------|-----------|-----------|-----------|-----------|
| FLORIDA SOUTHERN   | 17         | 3-7          | 0-1         | 1-2          | 1         | 1         | 2         | 2         | 0         | 1         | 7         |
| vs. Southern Miss  | 6          | 0-1          | 0-0         | 0-0          | 2         | 1         | 1         | 0         | 0         | 1         | 0         |
| vs. UConn          | 16         | 2-4          | 0-0         | 0-0          | 1         | 4         | 0         | 1         | 0         | 0         | 4         |
| vs. San Diego      | 19         | 1-4          | 0-0         | 2-2          | 4         | 2         | 1         | 1         | 1         | 2         | 4         |
| STETSON            | 12         | 0-2          | 0-1         | 2-2          | 2         | 1         | 0         | 2         | 0         | 0         | 2         |
| OHIO STATE         | 13         | 1-1          | 0-0         | 2-2          | 1         | 3         | 0         | 2         | 0         | 0         | 4         |
| at Kentucky        | 6          | 1-5          | 0-1         | 0-0          | 2         | 0         | 0         | 2         | 0         | 0         | 2         |
| FIU                | 15         | 1-2          | 0-1         | 1-3          | 3         | 2         | 1         | 1         | 4         | 1         | 3         |
| ROBERT MORRIS      | 7          | 0-1          | 0-0         | 0-0          | 0         | 1         | 0         | 0         | 0         | 0         | 0         |
| CLEMSON            | 13         | 0-2          | 0-0         | 2-3          | 4         | 1         | 0         | 3         | 0         | 0         | 2         |
| at St. John's      | 13         | 1-6          | 0-0         | 2-2          | 4         | 1         | 0         | 0         | 0         | 0         | 4         |
| NORTH FLORIDA*     | 24         | 3-6          | 0-0         | 2-2          | 5         | 1         | 2         | 0         | 1         | 0         | 8         |
| NC CENTRAL         | 21         | 4-9          | 0-2         | 3-5          | 5         | 2         | 1         | 2         | 1         | 1         | 11        |
| FLORIDA ATLANTIC   | 13         | 3-3          | 0-0         | 0-0          | 0         | 0         | 0         | 0         | 0         | 0         | 6         |
| at Boston College  | 10         | 0-1          | 0-0         | 0-0          | 0         | 2         | 1         | 2         | 1         | 0         | 0         |
| MARYLAND           | 9          | 1-4          | 0-0         | 0-0          | 1         | 0         | 0         | 1         | 1         | 0         | 2         |
| at North Carolina* | 27         | 4-10         | 0-1         | 0-0          | 5         | 3         | 1         | 1         | 1         | 0         | 8         |
| FLORIDA STATE*     | 9          | 0-2          | 0-0         | 0-0          | 0         | 0         | 0         | 2         | 0         | 0         | 0         |
| VIRGINIA TECH      | 4          | 1-3          | 1-2         | 0-0          | 1         | 0         | 0         | 0         | 0         | 0         | 3         |
| at NC State        | 12         | 0-2          | 0-0         | 0-0          | 0         | 1         | 1         | 0         | 0         | 0         | 0         |
| at Maryland        | 8          | 3-4          | 0-1         | 1-2          | 1         | 1         | 0         | 0         | 0         | 0         | 7         |
| WAKE FOREST        | 15         | 1-1          | 0-0         | 1-2          | 2         | 1         | 0         | 1         | 1         | 2         | 3         |
| at Duke            | 11         | 0-1          | 0-0         | 0-1          | 6         | 2         | 0         | 1         | 1         | 1         | 0         |
| NORTH CAROLINA     | 10         | 0-3          | 0-1         | 0-0          | 1         | 1         | 0         | 1         | 0         | 0         | 0         |
| at Florida State   | 5          | 0-2          | 0-0         | 0-0          | 1         | 0         | 0         | 1         | 0         | 0         | 0         |
| BOSTON COLLEGE     | 2          | 0-1          | 0-1         | 0-0          | 0         | 0         | 0         | 0         | 0         | 0         | 0         |
| at Virginia        | 6          | 0-0          | 0-0         | 0-0          | 1         | 1         | 1         | 1         | 0         | 0         | 0         |
| at Georgia Tech    | 6          | 0-2          | 0-1         | 0-0          | 0         | 1         | 0         | 2         | 0         | 0         | 0         |
| NC STATE           | 6          | 1-3          | 0-0         | 0-0          | 0         | 0         | 1         | 0         | 0         | 0         | 2         |
| vs. VIRGINIA TECH  | 13         | 1-5          | 0-0         | 0-0          | 1         | 0         | 0         | 0         | 0         | 1         | 2         |
| at Providence      | 2          | 1-1          | 0-0         | 0-0          | 1         | 0         | 0         | 1         | 0         | 0         | 2         |
| At Florida         | 3          | 0-0          | 0-0         | 0-2          | 0         | 0         | 2         | 0         | 0         | 0         | 0         |
| <b>TOTALS</b>      | <b>353</b> | <b>33-98</b> | <b>1-13</b> | <b>19-30</b> | <b>55</b> | <b>33</b> | <b>15</b> | <b>30</b> | <b>12</b> | <b>10</b> | <b>86</b> |

\* Games started



## CAREER HIGHS

|         |                                |
|---------|--------------------------------|
| Points  | 11 vs. N.C. Central (1/3/09)   |
| FGM     | 4 vs. two opponents            |
| FGA     | 10 at North Carolina (1/17/09) |
| 3 FGM   | 1 vs. Virginia Tech (1/25/09)  |
| 3 FGA   | 2 vs. two opponents            |
| FTM     | 3 vs. N.C. Central (1/3/09)    |
| FTA     | 5 vs. N.C. Central (1/3/09)    |
| Reb     | 6 at Duke (2/7/09)             |
| Assists | 2 vs. three opponents          |
| Blocks  | 4 vs. FIU (12/12/08)           |
| Steals  | 2 vs. two opponents            |
| Minutes | 27 at North Carolina (1/17/09) |

## GETTING TO KNOW U


### FAVORITES

**Athlete:** LeBron James... **Pro sports teams:** Cleveland Cavaliers... **Food:** Fried rice...  
**Movie from this past year:** The Hangover...  
**Class:** African American Studies.

**My favorite thing about being part of the U family** is the bond we share... I'm a Hurricane because I enjoy playing with my teammates...  
**At the U, I've learned so much from Coach Schwartz...** My most memorable basketball moment has been playing in the Dean Dome... If I was playing 2-on-2, I would choose Adrian Thomas for my team... The funniest nickname on the team is Dewey and it belongs to James Dewey... If I could play any other sport at UM, it would be football... My best friend on another team is Darrius Garrett (Richmond)... Other than basketball, I am talented at football... I wish I could dance... My life's theme song is Slide Show by T.I., featuring John Legend... No one can believe I watch Real Housewives of Atlanta...  
**Two words that describe me** are spectacular and outgoing... The farthest place from home I've been is Virgin Islands... A lot of people don't know I listen to country music... If I could spend my day with anyone, it would be Mike Tyson... If I had to cook all my meals, I'd survive on shrimp and chicken fried rice...  
**Most embarrassing moment** getting cut from the varsity team as a freshman in high school... TV show I'd like to be on 106 and Park... When I played basketball as a kid, I pretended to be Shawn Kemp... Favorite post-practice thing to do spot shooting... Before a game I always look through my family picture book... When I was little, I wanted to be like my dad... My first job was cutting grass... Now my dream job is playing in the NBA.



*Ryan Quigstar*  
#11



**11**  
**ryan QUIGSTAR**

5-11 | 172 | sophomore | guard | skyway, wash. |  
rentonhs |

**miami**



# RYAN QUITAR

A walk-on to the team in 2008-09... Continues to work on his strength training, ball handling and speed.

## AS A FRESHMAN (2008-09)

Saw time on the court in three games for the Hurricanes... Got his first ACC action in the last minute of the win over No. 6/7 Wake Forest (2/4)... Made his first road trip with the team to Boston College (1/10)... Saw a minute of action while taking his first field goal attempt as a Hurricane in the win over North Florida (12/31)... Played two minutes in the opener versus Florida Southern (11/9).

## HIGH SCHOOL

Three-time basketball letterwinner at Renton... Earned First Team All-Seamount League and Team MVP honors, as the point guard helped all five starters to double-figure scoring averages... Three-time Seamount League champions... As a senior, averaged 10.5 points, 4.1 rebounds, 4.0 assists and 2.1 steals per game.

## PERSONAL

A business administration major... Has one younger brother... Off the court interests include God, family, video games and shoes.

## CAREER HIGHS

|         |                                |
|---------|--------------------------------|
| Points  | —                              |
| FGM     | —                              |
| FGA     | 1 vs. North Florida (12/31/08) |
| 3 FGM   | —                              |
| 3 FGA   | —                              |
| FTM     | —                              |
| FTA     | —                              |
| Reb     | —                              |
| Assists | —                              |
| Blocks  | —                              |
| Steals  | —                              |
| Minutes | 2 vs. North Florida (12/31/08) |

## GETTING TO KNOW U

### FAVORITES

**Athlete:** Brandon Roy... **Pro sports team:** Portland Trail Blazers... **Food:** Pasta... **Movie from this past year:** The Hangover.

When I first thought of Miami, I thought of how great the football team is, but now I know the basketball team is back! My favorite thing about being part of the U family is the support I get... I'm a Hurricane because I wanted to be a part of the tradition... At the U, I've learned so much from James Dews... If I was playing 2-on-2, I would choose Adrian Thomas for my team... The funniest nickname on the team is Lambo Jules and it belongs to Julian Gamble... If I could play any other sport at UM, it would be baseball... My best friend on another team is Mike Ladd (Fresno State)... The best player I've ever matched



Ryan Quitar and Manuel Sicre, Lecturer — Department of Accounting

up against is Jack McClinton... I wish I could sing... My life's theme song is Everything I Am by Kanye West... I hate to admit it, but I love peanut M&Ms... No one can believe I watch Rachel Ray... Two words that describe me are intellectual and motivated... The farthest place from home I've been is Miami... A lot of people don't know I am color blind... If I could spend my day with anyone, it would be Martin Luther King, Jr... If I had to cook all my meals, I'd survive on peanut butter & jelly sandwiches... Most embarrassing moment falling down the stairs... TV show I'd like to be on The Fresh Prince of Bel-Air... When I played basketball as a kid, I pretended to be Michael Jordan... Favorite post-practice thing to do drink a Gatorade shake... Before a game I always listen to music... When I was little, I wanted to be a congressman... My first job was bag boy at a grocery store... Now my dream job is to own my own business.



## GAME-BY-GAME STATS


### 2008-09

| OPPONENT         | MIN      | FG-A       | 3FG-A      | FT-A       | R        | PF       | A        | TO       | BLK      | S        | PTS      |
|------------------|----------|------------|------------|------------|----------|----------|----------|----------|----------|----------|----------|
| FLORIDA SOUTHERN | 2        | 0-0        | 0-0        | 0-0        | 0        | 0        | 0        | 0        | 0        | 0        | 0        |
| NORTH FLORIDA    | 1        | 0-1        | 0-0        | 0-0        | 0        | 1        | 0        | 0        | 0        | 0        | 0        |
| WAKE FOREST      | 0+       | 0-0        | 0-0        | 0-0        | 0        | 0        | 0        | 0        | 0        | 0        | 0        |
| <b>TOTALS</b>    | <b>3</b> | <b>0-1</b> | <b>0-0</b> | <b>0-0</b> | <b>0</b> | <b>1</b> | <b>0</b> | <b>0</b> | <b>0</b> | <b>0</b> | <b>0</b> |

\* Games started

## CAREER STATS

| Year    | GP-GS | Min-Avg. | FG-FGA | Pct. | 3FG-FGA | Pct. | FT-FTA | Pct. | Off-Def | Reb-Avg | PF-FO | Ast | TO | Blk | Stl | Pts-Avg |
|---------|-------|----------|--------|------|---------|------|--------|------|---------|---------|-------|-----|----|-----|-----|---------|
| 2008-09 | 3-0   | 3-1.0    | 0-1    | .000 | 0-0     | .000 | 0-0    | .000 | 0-0     | 0-0.0   | 1-0   | 0   | 0  | 0   | 0   | 0-0.0   |



# malcolm GRANT

6-1 | 191 | sophomore | guard | brooklyn, n.y. | winchendon academy (mass.) / villanova

Sat out 2008-09 after transferring to Miami from Villanova... Practiced with the team over the last year and spent the summer in Miami continuing to work on his game... A vocal leader, expected to make an immediate impact at point guard... Also a strong perimeter shooter.

## AT VILLANOVA (2007-08)

Played in 29 games, including four starts in Big East play, as a freshman with Villanova... Averaged 5.6 points and 1.4 assists in 12.7 minutes per game... Converted a team-best 46.6 percent from three-point range (37-44), 84.1 percent from the line (37-44) and 39.0 percent from the field (46-118)... Posted seven double-figure scoring efforts, including a season-high 23 points (6-7 3FG) versus Rutgers (1/23) and a 22-point performance in an upset win over then-No. 13 Pittsburgh (1/6)... Also pivotal in Villanova's 21-point comeback win over LSU (12/6), scoring all 18 of his points in the final seven minutes — including 14 points in the last 2:55... Including his season-high six three-pointers versus Rutgers, hit three-or-more treys six times... Converted 4-of-5 treys in his collegiate debut versus Stony Brook (11/9) and hit a perfect 3-of-3 against George Mason (11/23)... Made every shot in the win over the Patriots, converting all three field goals — all three-pointers — and all four free throws in 13 minutes for 13 points... Sank a season-high 9-of-10 free throws in victory over LSU (12/6) and hit 6-of-7 from the line versus Pitt (1/6).

## HIGH SCHOOL

Prepped for one season at Winchendon Academy in Massachusetts... Graduated from Paul Robeson High School in his native Brooklyn in 2006... At Robeson, selected PSAL Player of the Year and named to the all-city second team... As a senior in 2005-06, averaged 23.0 points, 2.6 rebounds and 2.0 assists per game... Scored more than 1,500 career points... Coached by Todd Myles at Robeson and Michael Byrnes at Winchendon.

## PERSONAL

Sports administration major... Nicknames include MG and Malky... Off the court, enjoys playing video games and singing... Has three brothers.

## GETTING TO KNOW U

### FAVORITES

**Athletes:** Michael Jordan, Dwyane Wade... **Pro sports teams:** Miami Heat, Denver Nuggets... **Food:** Red Lobster... **Movie from this past year:** The Hangover.

**My favorite thing about being part of the U family** is how everyone is together... **At the U, I've learned so much** from James Dews... **My most memorable basketball moment** has been helping Villanova beat LSU on ESPN... **If I was playing 2-on-2, I would choose Adrian Thomas** for my team... **The funniest nickname on the team** is Lambo Jules and it belongs to Julian Gamble... **If I could play any other sport at UM, it would be football**... **My best friend on another team** is Delroy James (Rhode Island)... **The best player I've ever matched up against** is Jack McClinton... **Other than basketball, I am talented at** singing and comedy... **I wish I could fly**... **My life's theme song** is It's My Time by Fabolous... **I hate to admit it, but I love my Blackberry**... **No one can believe I watch Michael Jackson**... **Two words that describe me** are tough and competitive... **The farthest place from home I've been** is France... **A lot of people don't know I don't have my driver's license**... **If I could spend my day with anyone, it would be Jay-Z and Beyonce**... **If I had to cook all my meals, I'd survive on jerk chicken**... **Most embarrassing moment** when Coach Haith yelled at me during Christmas spirit time... **TV show I'd like to be on** Martin... **When I played basketball as a kid, I pretended to be Michael Jordan**... **Favorite post-practice thing to do** shoot... **Before a game I always eat** pre-game meal twice... **When I was little, I wanted to be** Kenny Anderson... **Now my dream job** is to be a music entertainer.



Malcolm Grant and Judy Hood, Lecturer — English Composition Center



Did not play in 2008-09, but worked hard in practice, on conditioning and in the weight room... Lost approximately 40 pounds since arriving on campus in the summer of 2008... Provides a big body inside with a 7-2 wingspan... Has great hands, as well as good agility and foot speed.

## HIGH SCHOOL

Competed in basketball and track & field at Winston-Salem Prep... Helped guide the Phoenix to the North Carolina 1-A state championship in basketball, finishing with 25 points and a state championship record 23 rebounds en route to the title and MVP honors... Two-time All-Northwest selection, led the league with 24.1 points per game, 16.1 rebounds per game and 7.1 blocks per game as a senior in 2007-08... Other individual honors include: NC Preps.com 1-A Player of the Year, NC Preps.com All-State Team, Triad Sports Weekly County Player of the Year and Triad Sports Weekly All-Forsyth County Basketball Team... Considered a four-star recruit by Scout.com, which ranked him 17th among centers... Coached by Andre Gould... Played AAU basketball for Boo Williams.

## PERSONAL

Has not selected a major... Nickname is Big Reg... Also recruited by Wake Forest, Virginia Tech and VCU... Off the court, enjoys playing video games... Has a younger sister.

## GETTING TO KNOW U

### FAVORITES

**Athlete:** Kobe Bryant... **Pro sports team:** Los Angeles Lakers... **Food:** Chicken... **Class:** Math.

**My favorite thing about being part of the U family is the team... At the U, I've learned so much from strength & conditioning coach Mac Calloway... My most memorable basketball moment has been winning a state championship... If I could play any other sport at UM, it would be football... My best friend on another team is CJ Harris (Wake Forest)... The best player I've ever matched up against is Baby Shaq... Other than basketball, I am talented at video games... I wish I could sing... I hate to admit it, but I love to swim... No one can believe I watch Raven... Two words that describe me are funny and silly... The farthest place from home I've been is Brazil... If I could spend my day with anyone, it would be Kobe Bryant... If I had to cook all my meals, I'd survive on mac & cheese... TV show I'd like to be on My Wife and Kids... When I played basketball as a kid, I pretended to be Kobe Bryant... Favorite post-practice thing to do chill... Before a game I always pray... When I was little, I wanted to be a cop... Now my dream job is to play in the NBA.**



Reggie Johnson and Dr. Patti Rose, Visiting Assistant Professor — Africana Studies Program







## GARRIUS ADAMS

6-6 | 179 | FRESHMAN | GUARD | APEX, N.C. | MIDDLE CREEK HIGH SCHOOL

### HIGH SCHOOL

Ranked among the top 20 shooting guards by ESPN and among top 30 by Scout... Averaged 21.8 points per game as a senior en route to setting a new Middle Creek High School scoring record in career points... In 2009, named to N.C. Basketball Coaches Association District 5 All-District First Team and NCPreps.com All-State Boys Basketball Team... Competed in the North Carolina/South Carolina All-Star Classic... As a junior, averaged 18.2 points and 7.8 rebounds per game en route to NCHSAA 4-A All-State honors... Coached by David Kushner... Averaged 20.1 points per game with his AAU team — Garner Road, and was named to the all-tournament team at the Bob Gibbons Tournament of Champions in May 2008... Also recruited by Wake Forest, NC State, Virginia Tech and South Carolina.

### PERSONAL

A sports administration major with aspirations of becoming the general manager of an NBA team... Off the court, enjoys music... Has one brother and two sisters between the ages of 20-22.



Garrius Adams and Dr. Robert Moore, Associate Professor — Department of Education and College Master — Mahoney Residential College

## ANTOINE ALLEN

6-1 | 172 | FRESHMAN | GUARD | BALTIMORE, MD. | LAKE CLIFTON HIGH SCHOOL/MISSISSIPPI ELITE CHRISTIAN ACADEMY

### HIGH SCHOOL

A strong perimeter shooter, also known for his speed and ball-handling skills... Averaged 20 points, six assists and five rebounds per game playing prep basketball at Mississippi Elite Christian Academy in 2008-09... Baltimore Sun First Team All-Metro honoree, leading Lake Clifton High School to a 25-2 record and to both the Baltimore City and Class 3-A North regional championships as a high school senior in 2008, averaging 16 points, eight rebounds, three assists and two steals per game... Coached by Herman Harried at Lake Clifton and by Victor Evans at Mississippi Elite... Played AAU basketball for Cecil Kirk — the same Baltimore-based program that produced two-time First Team All-ACC selection Jack McClinton... Also recruited by Providence, Maryland, Virginia, Florida State and Kentucky.

### PERSONAL

Has not selected a major... Off the court, enjoys rapping... Has one younger brother... Nickname is "Tweezy"... His cousin, Marcus Hatten, played collegiate basketball for St. John's and plays professional basketball overseas.



Antoine Allen and Dr. Ricardo Hall, Dean of Students



## DONNAVAN KIRK

6-9 | 217 | FRESHMAN | FORWARD | PONTIAC, MICH. |  
DETROIT COUNTRY DAY SCHOOL

### HIGH SCHOOL

Ranked among the top 30 power forwards by both ESPN and Scout... Strong rebounder and shot blocker... As a senior, averaged 13.2 points at a 54.0 percent clip, nine rebounds and two blocks per game en route to a 24-2 record and Detroit News All-North honors... Detroit Country Day — which counts Chris Webber and Shane Battier among its alumni — was ranked No. 1 among Greater Detroit area schools by ESPN RISE heading into the 2008-09 season... Participated in the 2009 Academic All-American Classic, featuring the country's top basketball players that also excelled in the classroom... As a junior, averaged 10.5 points, 6.5 rebounds and two blocks per game... A four-star recruit by Scout.com... Coached by Kurt Keener... Played AAU basketball for The Family and was also recruited by Michigan State, Southern California, Iowa and USF.

### PERSONAL

Has not selected a major.



Donnavan Kirk and Tsitsi Wakhisi, Associate Professor — School of Communication

## DURAND SCOTT

6-3 | 188 | FRESHMAN | GUARD | NEW YORK, N.Y. | RICE HIGH SCHOOL

### HIGH SCHOOL

Ranked fifth in the nation among shooting guards by Scout, eighth by Rivals and 11th by ESPN... A five-star recruit, also ranked among the top 25 overall players by Scout... Selected to play in the 2009 Jordan Brand Classic... As a senior, led Rice High School to the State Federation Class 2-A championship, earning tournament MVP honors after scoring 23 points in the title game — including a three-pointer with 14.5 seconds left in regulation to send the game into overtime... As a junior, averaged 12.7 points, 5.4 rebounds, 2.9 assists and 1.6 steals per game en route to a 19-5 record and playoff run... Shot 89.7 percent from long range (26-29), 63.6 from the field and 75.6 from the charity stripe... Over his high school career, won two state championships and four city championships... Coached by Maurice Hicks... Played AAU basketball for the New York Gauchos who finished the 2008 season as the No. 1 ranked AAU program in the New York metropolitan area... Recruited by many of the nation's top basketball programs, including UConn, Pittsburgh, St. John's, Memphis, UCLA, Tennessee and West Virginia.


### PERSONAL

A business major... Off the court, enjoys playing video games... Has two older brothers and two older sisters... Nickname is "Durand Durand".



Durand Scott and Sergio Hernandez, Lecturer — Department of Mathematics

# GETTING TO KNOW THE FRESHMEN



|   | GARRIUS ADAMS  | ANTOINE ALLEN  | DONNAVAN KIRK  | DURAND SCOTT   |
|---|--|--|--|--|
| <b>Favorite athletes</b>  | Kobe Bryant  | Allen Iverson  | Me, Michael Jordan and LeBron James  | Carmelo Anthony  |
| <b>Favorite pro sports team</b>                                   | Los Angeles Lakers   | Los Angeles Lakers   | Detroit Pistons  | Denver Nuggets   |
| <b>Favorite food</b>  | Lasagna  | Fried chicken  | Soul food  | Oxtail   |
| <b>Favorite movie from this last year</b>                         | The Hangover   | Step Brothers  | Dark Knight  | The Hangover   |
| <b>Favorite class</b>   | Sports Administration  | English  |  | Math   |
| <b>My favorite thing about being part of the U family is</b>      | the camaraderie  | we are all as one  | the coaches  | interacting with everyone  |
| <b>If I was playing 2-on-2 I'd choose this person for my team</b> | Big Reg  | Dwayne Collins   | Durand Scott   | Dwayne Collins   |
| <b>The funniest nickname on the team is</b>                       | Big Reg/Reggie Johnson   | Nerd/Donnavan Kirk   |  | Boosie/DeQuan Jones  |
| <b>If I could play another sport at UM, it would be</b>           | Tennis   | Football   | Track & Field  | Football   |
| <b>My best friend on another team is</b>                          | Kip Kelley (Lander University)   | Kim English (Missouri) & Malcolm Delaney (VT)  | Bennie Fowler (Michigan State football)  | Kemba Walker (UConn)   |
| <b>The best player I've matched up against is</b>                 | John Wall  |  |  | Tyreke Evans   |
| <b>Other than basketball, I'm talented at</b>                     | Playing the drums  |  | School and being understanding   | Football   |
| <b>I wish I could</b>   | Sing   | Sing   | Play the violin  | Sing   |
| <b>My life's theme song is</b>                                    | Papa Was a Rolling Stone (The Temptations)   | Successful (Drake)   | I'm a Beast (Lil' Wayne)   |  |
| <b>I hate to admit it, but I love</b>                             | The Notebook   | Singing  |  | Sex and the City   |
| <b>Two words that describe me</b>                                 | quiet, settled   | determined, focus  | honest, persistent   |  |
| <b>The farthest place from home I've been is</b>                  | Miami  | Los Angeles  | Cabo, Mexico   | Hawaii   |
| <b>A lot of people don't know that</b>                            | I like to watch Lifetime   | I can rap  | I like the violin  | I was a big crybaby  |
| <b>If I could spend a day with anyone, it would be</b>            | President Obama  | President Obama  | Rihanna  | My father and friend Anthony   |
| <b>If I had to cook all my meals, I'd survive on</b>              | Cereal   | Waffles  |  | Fried chicken  |
| <b>TV show I'd like to be on</b>                                  | The Game   |  | Family Guy   | Fresh Prince of Bel-Air  |
| <b>When I was little, I wanted to be a</b>                        | Chef   | Police officer   | Giraffe  | Just like my father  |
| <b>Now my dream job is</b>  | Chef   | Playing in the NBA   | To be an NBA superstar   |  |
|   | At the U, I've learned so much from Coach Schwartz... No one can believe I watch Gossip Girl... Favorite post-practice ting to do eat... Before a game I always listen to music. | When I first thought of Miami, I thought tradition, but now I know it's real... Before a game I always pray. | I'm a Hurricane because I chose to be and I love it... Before a game I always pray... My first job was caddying. | At the U, I've learned so much from Coach Fernandez... I'm a 'Cane because it's the best fit for me coming from NY... My most memorable basketball moment state champ & hitting buzzer-beater backwards. |





THE U

# THE UNIVERSITY

**THE UNIVERSITY OF MIAMI** is one of the largest, most comprehensive private research universities in the southeastern United States, with a well-earned reputation for academic excellence. More than 15,000 undergraduate and graduate students from every state and 110 nations around the world call UM home during the academic semesters. The University has grown from its main location in the city of Coral Gables to the Leonard M. Miller School of Medicine campus located in Downtown Miami, the Rosenstiel School of Marine and Atmospheric Science on Virginia Key, the John J. Koubek Center in Little Havana, the James L. Knight Center in downtown Miami, and the South and Richmond campuses in southwest Miami-Dade County. With more than 10,000 full- and part-time faculty and staff, UM is one of the largest private employers in Miami-Dade County.

**Enrollment:** Total enrollment for the 2008-09 academic year was 15,323 students. Of that number, 10,008 were undergraduate students and 4,901 were graduate students. During the 2007-08 academic year, the University awarded 2,445 bachelor's, 989 master's, 380 J.D.'s, 150 M.D.'s, 116 Ph.D.'s and 57 other doctorates.

**New Freshmen Standings:** 46% of new freshmen graduated in the top five percent of their high school class. Almost two-thirds graduated in the top 10 percent of their high school class. Mean SAT was 1282.

**International Students:** The University continues to attract students from South Florida, as well as from other parts of the nation and around the world. It was one of the country's first universities to have an organized international recruitment program. The University of Miami sends representatives worldwide to seek qualified students. Students come from 110 foreign countries, the 50 states, three territories and the District of Columbia.

**Honors Program/Honor Societies:** Approximately 940 students participate in the Honors Program. UM has 54 academic honor societies, including Phi Beta Kappa.

**Research:** Research and sponsored program expenditures totaled \$326 million (FY 08). According to the National Science Foundation, UM ranked 66th of all universities in expenditures of federal funds for research and development (FY 07).

**Budget:** The budget for 2008-09 was \$2.1 billion, with \$1.4 billion projected for the medical campus. At the end of FY 08, the endowment for the University was \$736 million.

**Development:** In FY 08, contributions reached \$200.5 million in total private cash, gifts and grants, and in FY 07, UM ranked 34th among all U.S. institutions in this category. Concluded in 2007, Momentum: The Campaign for the University of Miami raised a record-breaking \$1.4 billion for scholarships, chairs, interdisciplinary centers and research initiatives.

## A WORLD-CLASS STUDENT BODY


Enrollment at the University of Miami continues to experience tremendous growth. The student body also has increasingly become more diverse. For Fall 2008, Hispanics accounted for 28 percent and African-Americans for 10 percent, while Asian students accounted for seven percent of all undergraduate students.

For Fall 2008, women accounted for approximately 50 percent of the new freshman class, 53 percent of all undergraduates, and 49 percent of the graduate and professional students.

Education outside the traditional classroom is an important part of student life at the University of Miami. The University has 80 programs offered in 33 countries on a full academic year, semester or summer basis, as well as UM faculty-led programs during intersession, spring break and summer.


## CAMPUSES

The University of Miami has five campuses, including the main Coral Gables campus located on a 230-acre tract in suburban Coral Gables. There is also a medical campus, Rosenstiel campus, south campus and Richmond campus.










Lane **CARICO**

2008 Honorable Mention All-American  
2008 ACC Freshman of the Year  
2008 East Region Freshman of the Year

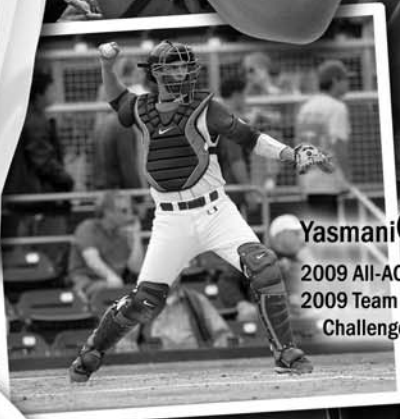


Carl **SUNDBERG**

One-Time All-American  
2009 All-ACC Team



Dwayne **COLLINS**



Yasmani **GRANDAL**

2009 All-ACC Second Team  
2009 Team USA World Baseball  
Challenge Champions

# EXCELLENCE

## ATHLETIC DEPARTMENT MISSION STATEMENT

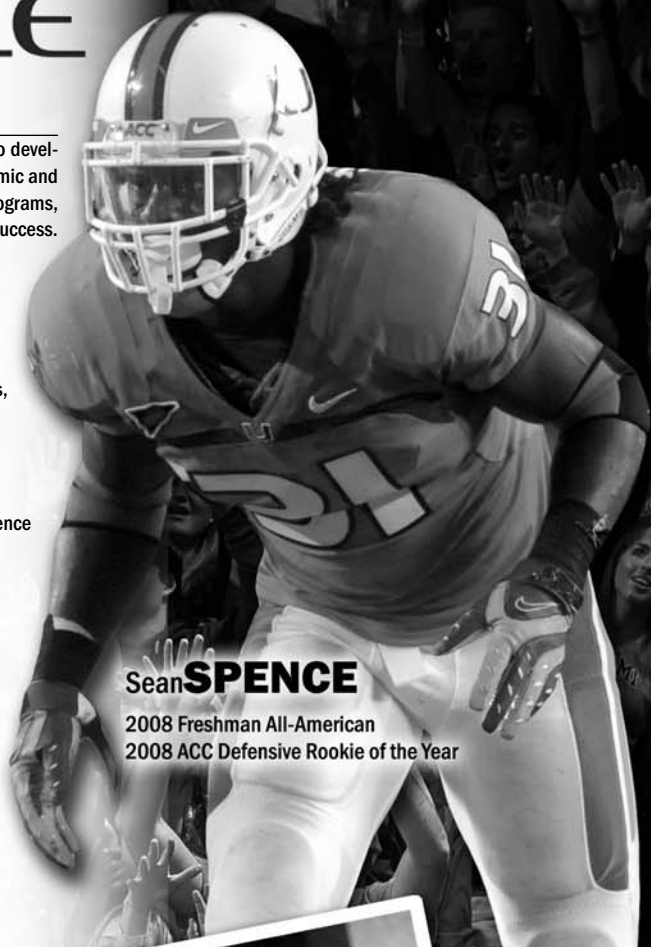
The Department of Intercollegiate Athletics of the University of Miami is dedicated to developing and supporting its student-athletes in their efforts to achieve personal, academic and athletic excellence; resulting in the highest standards of achievement. Through its programs, the department will provide a foundation which prepares student-athletes for future success.

### We are committed to:

- » Providing a culture of well-being for student-athletes and staff
- » Complying with the rules and policies of all governing bodies and the University of Miami
- » Conducting ourselves as representatives of the University, its Board of Trustees, administration, faculty, students, staff, alumni and friends with integrity, class and distinction
- » Supporting the mission of the University of Miami
- » Fiscal Integrity
- » Providing the opportunity and resources for student-athletes to achieve excellence through growth and development academically and athletically
- » Developing leaders in their fields and in their community
- » Providing equitable opportunities regardless of race, color, religion, gender, sexual orientation, age, national origin, disability or veteran status

### Our Core Values are:

- » Integrity
- » Sportsmanship
- » Accountability
- » Pride
- » Diversity
- » Education
- » Professional Conduct
- » Ethics



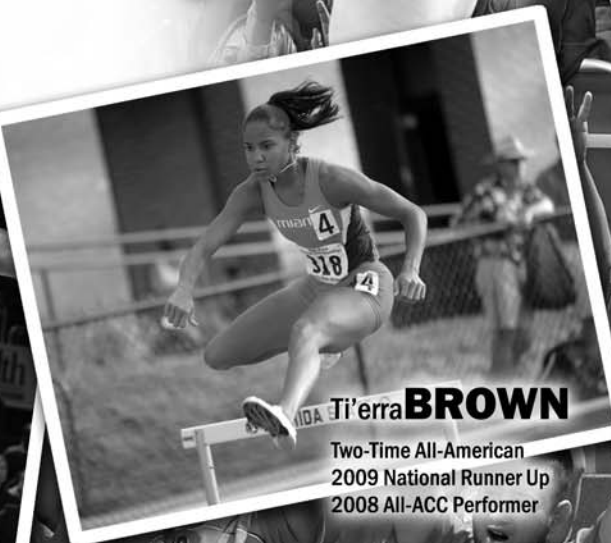
**Sean SPENCE**

2008 Freshman All-American  
2008 ACC Defensive Rookie of the Year



**Shenise JOHNSON**

2009 ACC All-Freshman Team  
2009 All-ACC Honorable Mention  
2009 Team USA U-19 World Champions



**Ti'erra BROWN**

Two-Time All-American  
2009 National Runner Up  
2008 All-ACC Performer

# U FACILITIES

## BANKUNITED CENTER

Home to Hurricanes basketball, Miami opened competition at the "BUC" with an overtime win by the men's team over nationally-ranked North Carolina on Jan. 4, 2003. The University's first large-capacity venue for athletic, educational, cultural and community events, the \$48 million facility was totally funded through private donations.

## BASKETBALL FIELDHOUSE

Miami's 29,000-square foot basketball practice facility opened in March of 2009. Conveniently located next to the BankUnited Center, the new facility houses several full-size practice courts, as well as a multi-purpose room available to basketball players 24 hours a day, seven days a week.

## COBB STADIUM

Through a major gift from Ambassador and Mrs. Charles E. Cobb and the Cobb family, Cobb Stadium for Soccer and Track & Field opened in the spring of 1999 with renovations to the track completed in 2009. The initial project included the reconstruction and expansion of the University track and the construction of a new soccer field to accommodate the newly-formed soccer program. The facility includes seating for 500.

## LAND SHARK STADIUM

Beginning in 2008, Land Shark Stadium serves as the home field for Miami's football program. Also home to the Miami Dolphins and the Florida Marlins, this world-class sports and entertainment facility hosts a variety of other events, including the FedEx Orange Bowl, the Bowl Championship Series game in 2009 and the 2010 Super Bowl. One of the largest hi-definition video boards in pro sports and the longest LED ribbon boards in the world add to the stadium experience.

## GREENTREE PRACTICE FIELDS

The practice home of the five-time national champion Miami football program, Greentree includes three full-length prescription athletic turf fields and lights to allow evening practices.

## HECHT ATHLETIC CENTER

The Hecht Athletic Center is home base for UM's Athletic Department, housing all of the administrative offices and many of the coaching offices for the Hurricanes.

## KNIGHT SPORTS COMPLEX

Home to the UM women's volleyball team, the Knight Sports Complex houses practice courts, locker rooms and coaching offices.

## MARK LIGHT FIELD AT ALEX RODRIGUEZ PARK

"The Light" has been the home of four-time NCAA College World Series Champions Hurricanes baseball. The facility has a seating capacity of 5,000 and features an assortment of concessions for the enjoyment of fans. Renovations completed in 2009 — largely due to a \$3.9 million contribution by New York Yankee Alex Rodriguez — include a new clubhouse, weight room, training room, team meeting room, academic center, video room, press box and four VIP luxury suites. New dugouts, stadium lighting, restrooms and concession areas were previously added.

## NEIL SCHIFF TENNIS CENTER

The home of Miami tennis is one of the top facilities in the country. With 16 courts and seating for 1,000 spectators, the facility hosts many of the nation's top amateur events, including the International Junior Orange Bowl Tournament, ITCA Women's Rolex Qualifier and rounds of the NCAA Tournament. Renovations to the coaches offices, lockers rooms and player lounge areas were completed in 2009.

## NORMAN WHITTEN STUDENT UNION POOL

Located in the heart of UM's campus, the Whitten Student Union Pool has been home to 35 national title winners and 28 Olympians, including three-time National Champion and five-time World Champion diver Greg Louganis.

## WELLNESS CENTER

UM's state-of-the-art recreation and fitness facility located next to the Hecht and Stanford Residential Colleges, the Wellness Center provides students a variety of activities and services, including a fitness room with nautilus and free weights; aerobics, yoga and spinning classes; an elevated indoor track; gymnasium with basketball, volleyball and badminton courts; racquetball and squash courts; as well as an indoor pool, spa and sauna.







# ACADEMIC SUCCESS

The University of Miami, one of the nation's finest institutions of higher education, shows an unparalleled dedication to academics.

## SETTING AN ACADEMIC PRECEDENT

In five seasons as the head coach at the University of Miami, Frank Haith has graduated 18 student-athletes, including Adrian Thomas who returns to the squad in 2009-10.

For two-straight seasons, Miami's Jack McClinton was the only All-ACC First Team selection to also earn All-ACC Academic Men's Basketball Team honors. Over the past four seasons, UM's seven All-ACC Academic Team selections is tied with Duke for tops in the conference.

In addition to all his success on the court, McClinton was the 2009 recipient of the ACC's Skip Prosser Award, given to the top men's basketball student-athlete in the nation's strongest conference.

Both McClinton and Jimmy Graham were recognized for their achievements at graduation.

## MIAMI'S ATHLETIC ACADEMIC SERVICES

The Athletic Academic Services Staff — including men's basketball academic advisor Kelly Pierce — and the University of Miami Athletic Department is committed to providing the academic support services necessary to facilitate the graduation of student-athletes and the nurturing of skills to promote the development of responsible, well-rounded individuals. This mission is fulfilled through its commitment to promote athletics, academics, personal development and career development.

**"Frank [Haith] is obviously an outstanding coach. But I was struck by his commitment to academics, and making certain that the athletes he recruits are committed to graduating."**

***Dr. Donna E. Shalala***  
***University of Miami President***



# UM SPORTS HALL OF FAME

The University of Miami Sports Hall of Fame was officially created on April 13, 1966. Several judges of the Circuit Court of Dade County, all of whom were UM alumni, spearheaded the Hall's creation as a method of recognizing "those who have contributed most to Hurricane athletics over the years."

The 2009 inductees were: Warren Bogle (Baseball), Davian Clark (Track), Aubrey Huff (Baseball), Edgerrin James (Football), Cathy Morse (Golf) and Mike Sullivan (Football). Including the 2009 class, there have been 350 inductees into the Hall, which is housed on the UM campus adjacent to the Hecht Athletic Center.

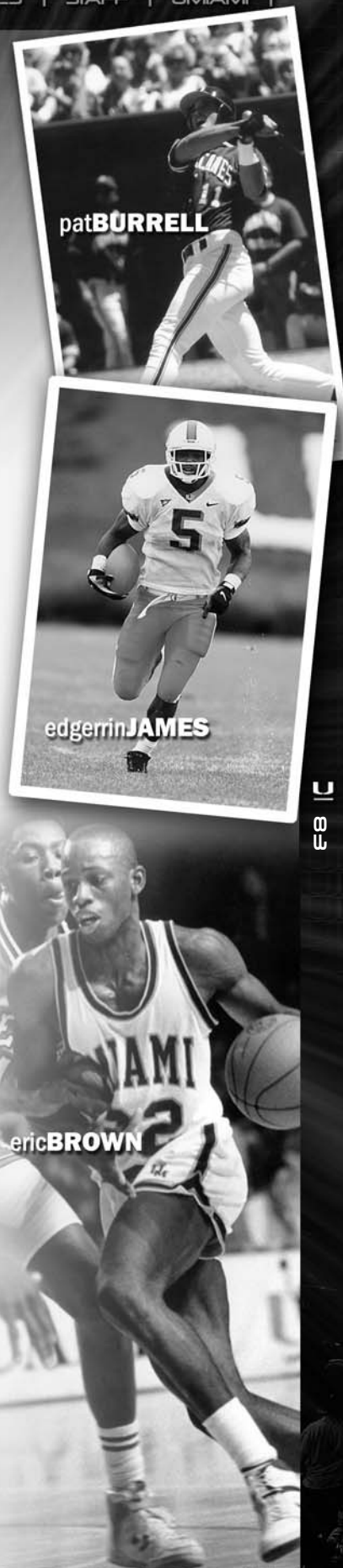
Ray Lewis, who played football for the Hurricanes and went on to win a Super Bowl with the Baltimore Ravens, said about his 2006 induction, "This honor for me, right now today is the happiest day of my life. Words can't adequately explain. This is it. I've been to the top of a lot of things, even the Super Bowl, but this is legendary."

## INDUCTEES

**A** Randy Ableman (Diving Coach) Hal Allen (Football Coach) Ottis Anderson (Football) Jodi Appelbaum Steinbauer (Tennis) Ray Arky (Football) Jessie Armstead (Football) J.D. Arteaga (Baseball) Dr. Bowman F. Ashe (UM President) Rod Ashman (Football, Basketball) Woody Austin (Golf) **B** Wilbert Bach (Sports Information) Pete Banaszak (Football) Mike Barnes (Football) Micheal Barrow (Football) Rick Barry (Basketball) Wayne Beckner (Basketball) Tom Beier (Football) Bill Bennett (Track) Lloyd Bennett (Track and Swimming Coach) Albert Bentley (Football) Sharon Berg (Swimming) Stanley "Skip" Bertman (Baseball Coach) Al Besselink (Golf) Octavia Blue (Basketball) Don Bosseier (Football) Bennie Blades (Football) Warren Bogle (Baseball) Melvin Bratton (Football) Melissa Briley-Mieras (Diving) Eddie Brown (Football) Eric Brown (Basketball) Jerome Brown (Football) Janet Buchanan-Kerr (Swimming) Dr. Charles Burbacher (Team Doctor) Pat Burrell (Baseball) Andrew Burrow (Tennis) Jim Burt (Football) **C** Edward "Red" Cameron (Football, Boxing) Whitey Campbell (Football, Basketball, Baseball, and Football and Baseball Coach) Al Carapella (Football) Rubin Carter (Football) Sy Chadroff (Basketball, Baseball) Nick Chickillo (Football) Davian Clark (Track) Tony Cline (Football) Julius Cohen (Basketball) Dan Connors (Football) Horace Copeland (Track) Alex Cora (Baseball) Pat Cramer (Tennis) Tony Cristiani (Football) Nathaniel Crosby (Golf) Maurice Crum (Football) Fran Curci (Football, Football Coach) Don Cumutt (Basketball) **D** Paul Dee (Athletic Director) Amy Deem (Women's Track Coach) Bill Deering (Track & Field) Dr. Mickey Demos (Boxing) Paul Desjardins (Golf) Bill Diaz (Swimming Coach) Eddie Dibbs (Tennis) Carl DiBernardo (Boxing) Jim Dooley (Football, Track) Lin Dunn (Women's Basketball Coach) Eddie Dunn (Football, Basketball, Baseball, Coach) Gary Dunn (Football) **E** Eddie Edwards (Football) Judy Eller (Golf) Craig Erickson (Football) Dennis Erickson

(Football Coach) Lee Evans (Reporter) **F** Jorge Fabregas (Baseball) Kevin Fagan (Football) Jeff Feagles (Football) Jaime Fillol (Tennis) Mike Fiore (Baseball) Chuck Foreman (Football) Dawn Frady (Swimming) Ron Fraser (Baseball Coach) Abe Friedman (Basketball) **G** George Gallett (Sports Information) Luis Garcia (Tennis) Greg Garlich (Diving) Charlie George (Football) Harry Ghaul (Football, Baseball) Ron Godfrey (Basketball Coach) Tom Gompf (Swimming Coach) Orlando Gonzalez (Baseball) Joe Grahe (Baseball) Danny Graves (Baseball) Dr. Joel Green (Baseball) Lise Gregory (Tennis) Matt Gribble (Swimming) Randy Guerra (Baseball) Andy Gustafson (Football Coach, Athletic Director) **H** Jack Hackett (Football) Bruce Hale (Basketball Coach) Leonard Hamilton (Basketball Coach) Penny Hammel (Golf) John Hammil (Tennis) Jack Harding (Football Coach, Athletic Director) Robin Harmony (Women's Basketball) Dennis Harrah (Football) Doris Hart (Tennis) Al Harum (Tennis) Janet Hass (Women's Tennis) Bill Hawkins (Football) Neal Heaton (Baseball) Ted Hendricks (Football) Jeannie Hebert-Truax (Women's Basketball) Dr. Bill Heuson (Golf Coach) Dick Hickox (Basketball) Alonzo Highsmith (Football) Carlos Huerta (Football) Aubrey Huff (Baseball) Isabella Hutchinson (Women's Athletics) **I** Michael Irvin (Football) **J** Stan Jakubowski (Baseball) Calvin James (Baseball) Don James (Football) Edgerrin James (Football) Harvey James (Football) Sam Jankovich (Athletic Director) Charles Johnson (Baseball) Jack Johnson (Football) Jimmy Johnson (Football Coach) KC Jones (Football) **K** Art Kehoe (Football, Football Coach) Jim Kelly (Football) Cortez Kennedy (Football) Tracy Kerdyk (Golf) Walter Kichefski (Football, Coach) Bill Kimbrough (Football) Tom Kearns (Football, Basketball, Boxing) Chuck Klein (Football) Bernie Kosar (Football) Wayne Krenchicki (Baseball) **L** Ferne Labati (Women's Basketball) Phil Lane (Baseball) Don Latimer (Football) Lenny Layland (Diving) Ann Laughlin (Golf) Thom Lehman

(Baseball) Denny Leonard (Football, Boxing) Dale Lewis (Tennis Coach) Ray Lewis (Football) Steve Lichtner (Swimming) Ron Lippett (Football) Jack Losch (Football, Baseball, Track) Greg Louganis (Diving) William "Bunny" Lovett (Boxing, Coach) William C. Lufier (Tennis Coach) Melinda Lyverse (Swimming) **M** Jorge Maduro (Baseball) Dr. Harry Mallios (Football, Athletic Director) Gordon Malloy (Football) Rodney Mandelstam (Tennis, Soccer) Fred Marion (Football) Greg Mark (Football) Don Mariutto (Football) Leo Martin (Football) Russell Maryland (Football) Pete Mastellone (Football) Bob Masterson (Football, Boxing) Mike McCoy (Basketball) Frank McDonald (Football) Ryan McNeil (Football) Bill Miller (Football) Danny Miller (Football) George Mira, Sr. (Football) George Mira, Jr. (Football) Hart Morris (Football, Basketball Coach) Jim Morris (Baseball Coach) Cathy Morse (Golf) Jerry Moss (Tennis) Gardnar Mulloy (Tennis, Coach) **N** Jack Nelson (Swimming, Coach) John Noppenberg (Football) **O** Jim Otto (Football) Burgess Owens (Football) **P** Mike Pagliarulo (Baseball) Dean Panaro (Diving) Vicki Plowden (Basketball) Tom Pratt (Football) Larry Pyle (Baseball) **R** Rick Raether (Baseball) Joaquim Rasgado (Tennis) Billy Regan (Boxing Coach) Ronni Reis-Bernstein (Tennis) Ros Riach (Tennis) Maria Rivera (Basketball) Patti Rizzo (Golf) Al "Flip" Rosen (Football, Baseball) Gaither Rosser (Swimming) Dr. Francis "Whitey" Rouviere (Football, Baseball) Ed Rubinoff (Tennis) Gillian Russell (Track) **S** Art Saey (Boxing, Football) Warren Sapp (Football) Frances Savage (Basketball) Sam Scarnecchia (Football) Howard Schnellenberger (Football Coach) Leon Searcy (Football) Harold Sears (Football) Pancho Segura (Tennis) Kevin Sheary (Baseball) Doug Shields (Baseball) Archie Slaton (Boxing) Danny Smith (Baseball) Darrin Smith (Football) Don Smith (Football) Frank Smith (Football) Sam Sorce (Baseball) Roberta A. Speer (Golf) Gene Stage (Basketball) Daniel Stubbs (Football) Mike Sullivan (Football) Tom Sullivan (Football) **T** Bob Taterek (Football) Vinny Testaverde (Football) Ron Thorne (Track) John "Red" Tobin (Football, Basketball) Gino Torretta (Football) **V** Armand "Stitch" Vari (Football, Coach) Jesse Vassallo (Swimming) Rachel Violet (Tennis) **W** Steve Walsh (Football) Marshall Wayne (Diving) Ed Weisacosky (Football) Earl Welbaum (Track & Field) Dave Wike (Coach, Athletic Trainer) David Wilkie (Swimming) Wendy Williams (Diving) Larry Wilson (Football, Baseball) Mike Wittman (Basketball) Nick Wolcuff (Football, Boxing, Wrestling) William Wrona (Baseball) **Y** Jodi Yambor (Swimming) Ernie Yaroshuk (Baseball)





# PRESIDENT DONNA E. SHALALA



Donna E. Shalala became the fifth President of the University of Miami on June 1, 2001. President Shalala is an accomplished scholar, teacher and administrator whose career has been marked by a variety of leadership positions reflecting her interest in young people.

While attending college, she played tennis and still plays a competitive game of doubles. She also enjoys golf, skiing and other outdoor activities.

In 1987, President Shalala — a distinguished political scientist — became the first woman chancellor of a Big Ten university, the University of Wisconsin-Madison. She led what was then the nation's largest public research university.

In 1992, Business Week magazine named her one of the top five managers in higher education and in 2005, she was named one of "America's Best Leaders" by U.S. News & World Report and the Center for Public Leadership at Harvard University's Kennedy School of Government.

President Shalala's success at Wisconsin was reflected in athletics as well. She hired a new football coach, recruiting Barry Alvarez from Notre Dame. Four years later, Wisconsin won the Big Ten football championship and represented its conference in the Rose Bowl for the first time in 30 years. President Shalala served on the first Knight Commission, a committee to review college athletics, and has served on the board of the National Collegiate Athletic Association Foundation. In May 2008, she was selected as an Independent Director of the U.S. Soccer Federation.

In 1993, she was named U.S. Secretary for Health and Human Services (HHS) and served for eight years, becoming the nation's longest-serving HHS Secretary. In 2000, she led the official U.S. delegation to the Olympics in Sydney, Australia. At the end of her tenure as HHS Secretary, The Washington Post described her as "one of the most successful government managers of modern times."

In 2007, U.S. President George W. Bush called upon her healthcare expertise to co-chair the Commission on Care for Returning Wounded Warriors, to evaluate how wounded service members transition from active duty to civilian society. In June 2008, President Bush presented her with the Presidential Medal of Freedom, the nation's highest civilian award, at a ceremony in the White House. The medal recognizes exceptional meritorious service to individuals who have contributed to national security, world peace or cultural endeavors.

As president of the University of Miami, President Shalala presides over one of the most successful college athletic programs in the country. The Hurricanes football program has consistently ranked in the top of the polls. In 2001, the baseball team won its fourth College World Series and the football team won its fifth national championship. In 2003, the men and women's basketball teams began playing in a new, on-campus facility, the BankUnited Center. Other Hurricanes sports, from tennis to track, have also earned national recognition. UM celebrated the opening of the newly renovated Mark Light Stadium at Alex Rodriguez Park and a new basketball training and practice complex in 2009.

The Black Coaches Association honored her with its Image of Excellence Award for 2007.

As to her commitment to UM athletics, Shalala said, "College sports are a vital part of our students' experience while at the University. They also help build community and instill a great sense of pride in our athletes and their accomplishments. The young men and women who play Hurricanes sports are devoted to their game both on a personal and team level, and it shows in their inspired performances time after time. Now it's up to the fans to show their support and cheer them on to many more victories."

For a sports fan like President Shalala, there is no better place to call home than the University of Miami.

## CAREER HIGHLIGHTS

|              |   |
|--------------|---|
| 2001-present | President, Professor of Political Science, University of Miami  |
| 1993-2000    | Secretary, U.S. Department of Health and Human Services   |
| 1987-1993    | Chancellor, Professor of Political Science, University of Wisconsin-Madison                               |
| 1980-1987    | President, Hunter College of the City University of New York  |
| 1977-1980    | Assistant Secretary for Policy Development and Research, U.S. Department of Housing and Urban Development |
| 1975-1977    | Director and Treasurer of the Municipal Assistance Corporation for the City of New York                   |
| 1972-1979    | Professor and Chair, Program in Politics and Education, Teachers College, Columbia University             |
| 1970         | Ph.D., Syracuse University  |
| 1962-1964    | U.S. Peace Corps Volunteer, Iran  |
| 1962         | A.B. Western College for Women  |



President Shalala and former Hurricanes Dwayne "The Rock" Johnson and Dany Garcia.

## DIRECTOR OF ATHLETICS KIRBY HOCUTT



Kirby Hocutt is in his second year as the Director of Athletics at the University of Miami. Introduced as UM's new Director of Athletics on Feb. 8, 2008, Hocutt began his tenure as the university's 11th Director of Athletics on June 1, 2008.

Hocutt, 37, came to Miami after serving as the athletic director at Ohio University since 2005. Prior to that, he spent six years at the University of Oklahoma and served most recently as associate athletic director for external operations and sports administration.

In his first year in Coral Gables, Hocutt established a master plan for major facilities improvements in addition to initiating the development of a strategic plan

for the University of Miami athletic department. He oversaw a number of facility improvements in his initial year, including the construction of a basketball practice facility, as well as upgrades to Alex Rodriguez Park at Mark Light Field, the Neil Schiff Tennis Center and Cobb Stadium. For the first time in nine years, a new Ring of Honor class was inducted under Hocutt's direction, as Edgerrin James, Jim Kelly, Cortez Kennedy, Jim Otto and Gino Torretta were added to the prestigious class of UM football greats.

Two UM head coaches — Paige Yaroshuk-Tews (Women's Tennis) and Nicole Lantagne Welch (Volleyball) — earned Atlantic Coast Conference Coach of the Year honors in Hocutt's first year at Miami, while UM student-athletes earned 15 All-America honors during the 2008-09 season. The women's tennis team also became the first women's program at UM to win an ACC title, claiming the regular season championship after going 25-4 overall and 10-1 in league play.

A former star linebacker at Kansas State, Hocutt has a total of 18 years experience in intercollegiate athletics, including five as a student-athlete.

At Ohio, Hocutt significantly reorganized the athletic department's annual giving program. His leadership led to an increase in fundraising by more than 75 percent, including the securing of the second-largest major gift in school athletics history. He also increased season ticket sales in football by 112 percent and in men's basketball by 50 percent. He developed a comprehensive plan to improve the facilities for the football stadium and its press box, as well as the Convocation Center, which houses all administrative and coaches' offices.

In his three years at Ohio, the school won 11 team championships and four head coaches were recognized as conference Coaches of the Year. In 2006, the football team played in its first bowl game in 38 years.

At Oklahoma, Hocutt was the primary administrator for football and the sport supervisor for baseball, men's and women's golf, as well as men's and women's tennis. His duties included supervision of the athletics development office, athletics ticket office, special events, stadium suite program, athletics endowment program, letter winners association and the department's facility use and rental program.

Hocutt led Oklahoma's athletics fundraising to an all-time high in annual giving and capital campaigns. From 1998 to 2005, Oklahoma's annual giving increased from \$3.4 million to more than \$17 million. That 400 percent increase in annual giving was one of the highest percentage increases in intercollegiate athletics history.

Beginning in 1999, Hocutt served in a leadership position in the strategic planning for a \$100 million capital campaign. The \$120 million campaign was unique in that it focused on facility construction or improvements for each of Oklahoma's 20 sports.

Prior to joining the Oklahoma staff, Hocutt served as the assistant director of licensing at the NCAA. In that position, he worked with corporate partners and licensees to create new revenue producing initiatives to support and promote all 81 NCAA championships.

He began his career in sports administration as the assistant director of marketing and promotions at Kansas State University. While at Kansas State, he implemented revenue-producing activities for the athletics department, including corporate partner sponsorships and ticket sales.

A former student-athlete at Kansas State, Hocutt was a four-year letterman as a linebacker while leading the Big 8 Conference in tackles and being named to the All-Big 8 Conference team during his junior season. In 1993, The Sporting News selected him as one of the top 20 underrated players in the nation. Hocutt also served as a team captain his senior season. Two of Hocutt's coaches at Kansas State were Bob Stoops, head football coach at Oklahoma and Jim Leavitt, the head football coach at USF.

A member of the Orange Bowl Committee, Hocutt was also named to the Miami-Dade Sports Commission Board of Directors on Oct. 1, 2008.

Hocutt earned his bachelor's degree from Kansas State in 1995 and his master's of education degree from the University of Oklahoma in 2001. He and his wife Diane have two sons, 7-year-old Drew and 5-year-old Brooks.



Head men's basketball coach Frank Haith, Director of Athletics Kirby Hocutt and former Miami football coach Jimmy Johnson.

# ATHLETIC ADMINISTRATION



## CLYDE B. MCCOY

Faculty Athletic Representative

Clyde B. McCoy, Ph.D. has served the University of Miami in various capacities for more than three decades. In his role as Faculty Athletic Representative, Dr. McCoy is responsible for ensuring academic integrity, facilitating institutional control of intercollegiate athletics and enhancing the student-athlete experience, as well as representing the University to the NCAA, the ACC and other organizations involving student athletics. He now serves in the new administrative cabinet of the NCAA. Within the ACC, he is the voting delegate representing Miami and therefore part of the governing body of the conference and will continue to serve as an officer on the executive committee for the next two years, including his role as president of the ACC, which includes chairing the business meetings, as well as hosting the ACC for one of its annual meetings.

Dr. McCoy has established drug education, testing and treatment programs that serve as a model for colleges and universities throughout the United States.

During his tenure at the University, Dr. McCoy has established a successful career and international reputation in research, teaching and administration. He has been honored as a Distinguished Alumni at the University of Cincinnati and as the Most Outstanding Faculty Athletic Representative by the American Football Foundation.

He is a proud member of the University of Miami's Iron Arrow and Phi Beta Delta Honor Society for international scholars.



## TONY HERNANDEZ

Senior Associate Athletic Director



## CONNIE NICKEL

Associate Athletic Director  
for Internal Operations/SWA



## JIM FREVOLA

Associate Athletic Director/  
External Operations



## DAWN REYNOLDS

Associate Athletic Director/  
Business Operations



## LINDSEY WILLIAMS

Associate Athletic Director  
for Development



## ERIK BOOK

Assistant Athletic Director/  
Ticket Operations



## BEN CREED

Assistant Athletic Director/  
Ticket Sales




## AMY FERGUSON

Assistant Athletic Director  
for Development



## JEREMY GERSON

Assistant Athletic Director/Fan  
Development and Strategic Marketing



## MARK PRAY

Assistant Athletic Director/  
Communications



## DAVID REED

Assistant Athletic Director/  
Compliance



## DAVID WYMAN

Assistant Athletic Director/  
Academic Services





## HEAD COACHES



**RANDY ABLEMAN**  
Men's & Women's Diving



**LELA CANNON**  
Women's Golf



**ANDREW CARTER**  
Women's Rowing



**AMY DEEM**  
Men's & Women's Track & Field/  
Cross Country



**FRANK HAITH**  
Men's Basketball



**NICOLE LANTAGNE WELCH**  
Women's Volleyball



**KATIE MEIER**  
Women's Basketball



**JIM MORRIS**  
Baseball



**MARIO RINCON**  
Men's Tennis



**RANDY SHANNON**  
Football



**CHRISTIE SHEFCHUNAS**  
Women's Swimming



**TRICIA TALIAFERRO**  
Women's Soccer



**PAIGE YAROSHUK-TEWS**  
Women's Tennis



## SUPPORT STAFF



**LINDSAY BOHLEN**  
Senior Accounting Assistant

**JEFF BOTT**  
Assistant Director for  
Business Operations

**RYAN BUCHER**  
Events Manager

**LEE BUTLER**  
Assistant Director  
of Events

**STEVE CALDWELL**  
Team Chaplain

**CHRIS COHEN**  
Director of Development  
for Major Gifts



**STEWART CRAMER**  
Video Coordinator

**SARAI CRANE-OSUNA**  
Manager of Donor Relations

**STEVE DEBARDELABEN**  
Team Chaplain

**CRYSTAL DEMPS**  
Administrative Assistant

**RODOLFO FIGUEROA**  
Senior Maintenance Mechanic

**MICHELLE FRANIA**  
Accountant



**SETH HEITMEYER**  
Supervisor, Building Facilities

**KARA KANTROWITZ**  
Account Executive

**ALEX KELLEY**  
Assistant Director of  
Athletics Marketing

**MARCY LANOUE**  
Assistant Director of  
Ticket Operations

**DOROTHY LEWIS**  
Assistant Director  
for Business Operations

**MAX LORBER**  
Assistant Director of  
Athletics Marketing



**BRAD MATTHEWS**  
Account Executive


**RALPH NOGUERAS**  
Assistant Equipment Manager

**CHRIS PARASKIS**  
Assistant Equipment Manager

**SAL SANDATE**  
Assistant Director of Development  
for Major Gifts

**MEREDITH SCARLATA**  
Senior Business Manager

**DAVID SIETSMAN**  
Account Executive



**SIOBHAN SMITH**  
Secretary

**JASON SPITULNIK**  
Athletics Videographer

**IRA STANLEY**  
Director of Athletic Facilities  
and Operations

**TROY TAYLOR**  
Senior Accountant

**JONATHAN TIMBAS**  
Account Executive

**TYLER WESSEL**  
Assistant Director  
of Events



## THE POWER OF

The student-athletes, coaches and staff at Miami are dedicated to not only putting together their best performances on the court, but to also becoming leaders in the community. From building houses for those in need, to holding clinics, signing autographs and sharing a smile, those in the Green and Orange bring that championship spirit to everything they do.

### **WILL ALLEN, MEN'S BASKETBALL (1968-71)**

In 2008, former Miami men's basketball player Will Allen received a \$500,000 "genius" grant from the MacArthur Foundation for his tireless work with his non-profit group, Growing Power.

Growing Power is transforming the cultivation, production and delivery of healthy food to underserved, urban populations who have struggled with health problems such as obesity and diabetes due to limited access to safe and affordable fresh fruit and vegetables.

Through a variety of low-cost farming techniques, Growing Power produces vast quantities of food throughout the year in Milwaukee, while the cultivation of produce and livestock has begun at other sites in and around Milwaukee and Chicago.

Over the last decade, Allen has expanded Growing Power's initiatives through partnerships with local organizations and continues to host internships and workshops to provide hands-on training to those interested in establishing similar farming initiatives in other urban settings.

Allen, co-founder and director of Growing Power since 1995, graduated from Miami in 1971 after a three-year basketball career. With 1,293 career points, he ranks 16th among the Hurricanes' all-time leading scorers, is second in career rebounds (916) and remains among the program's top 10 in career 20-point games (28).



After a career in professional basketball and corporate marketing, Allen returned to his roots as a farmer and has taught workshops to aspiring urban farmers across the United States and abroad.

Will Allen and President Shalala in 2009.

### **TIM JAMES, MEN'S BASKETBALL (1995-99)**

Among the best to ever wear the Green and Orange, All-American Tim James followed up a professional basketball career by electing to serve his country.

A first-round draft pick by the Miami Heat in 1999, James is currently in the midst of a 12-month deployment in Iraq with the U.S. Army.

"I got my degree, lived the life I was able, have my freedom and became a professional athlete," James said to the Associated Press from Iraq. "I'm the example of the American dream."

James is believed to be the first former NBA player to enlist and then serve in Iraq.

Following a heralded collegiate career for the Hurricanes, James was drafted 25th overall by the Heat, and went on to play for Miami, Charlotte and Philadelphia, before taking his game overseas.

He played in Japan, Turkey and Israel before retiring from professional basketball in 2007.

A two-time First Team All-Big East selection, James earned Big East Player of the Year honors in 1998-99, helped the Hurricanes to back-to-back NCAA Tournament appearances and is one of two 'Canes to have his jersey retired. For his efforts with the Hurricanes, he was named an ACC Legend in 2008, yet perhaps his greatest achievement is currently underway.

"To be able to support and defend freedom gives me great joy," he told the Miami Herald. "A lot of people have died for something many Americans take for granted. I wake up every day knowing I'm doing something important with my life. This is so fulfilling. Keeping our country safe gives me great purpose."



Tim James was named an ACC Legend in 2008.



# COMPLIANCE

## OFFICE OF ATHLETIC COMPLIANCE

David Reed, Jamie Israel, Karen Kelly, Chris Davis, Steve Shults and Debbie Foley form one of the nation's most comprehensive compliance departments. They work closely with the Hurricanes athletic department to ensure full compliance with institutional, Atlantic Coast Conference and NCAA rules and regulations.



### DAVID REED

**Assistant Athletic Director for Compliance**

Reed is in his third year as Assistant Athletic Director for Compliance, overseeing the Compliance office and acting as the lead on all NCAA Compliance initiatives. A 12-year veteran to NCAA compliance, Reed has held compliance positions at Marshall and Pittsburgh, as well as serving as a compliance intern at both Cincinnati and Xavier. Reed earned a bachelor's degree in environmental studies from Mountain State University in 1998 and a master's degree in athletic administration from Marshall in 1999. He is a member of the National Association of Athletics Compliance Coordinators (NAAC). Reed is married to the former Angela Bowman and the couple has a daughter, Raegan Elizabeth.

### JAMIE ISRAEL

**Associate Compliance Director**

Israel is responsible for all aspects of compliance related to recruiting, eligibility and playing and practice seasons. He also provides rules education and coordinates the UM agent program. Before coming to UM, Israel was a professor of Sports and Business Law at Florida Atlantic University and served as legal counsel in the area of sports marketing. He is a graduate of the University of Miami and earned a Juris Doctor from Emory.



### KAREN KELLY

**Assistant Compliance Director**

Kelly comes to UM from Florida Atlantic University where she was the Director of Compliance. She earned her bachelors degree in communications from the New York Institute of Technology and her masters degree in sports administration from Temple University.

### STEVE SHULTS

**Compliance Specialist**

Shults is in his first year with the Hurricanes. He recently completed his masters degree in sports administration from Marshall University, where he also worked as a graduate assistant in the compliance department. Prior to that, Shults earned a bachelors degree in coaching and sports administration at UConn, where he was a student manager for the football team.



### CHRIS DAVIS

**Compliance Intern**

Davis is currently a third-year law student at Miami. He previously earned a bachelors degree in corporate finance from Brigham Young University.

### DEBBIE FOLEY

**Administrative Assistant**

Foley assists Senior Associate Athletic Director Tony Hernandez and Assistant Athletic Director for Compliance David Reed with all administrative tasks and duties. She is a student at UM and is the married mother of three children.



Dear Prospective Student-Athlete:

As a prospective student-athlete, you may have the athletic potential to play college basketball at the Division I level. If so, you probably will be exposed to an enormous amount of recruitment activities from universities across the country.

Throughout the recruitment process, coaches will reference various NCAA rules and regulations. The rules are designed for various reasons. The most important of which are to ease the pressures on prospective student-athletes and to level the playing field so that all universities operate within the same guidelines.

**During the recruiting process you may have the following questions:**

- When and how often can I visit an institution's campus?
- When, where and how often can a coach telephone me?
- How many times can a coach observe me in practice and/or competition?
- What academic criteria must I meet to be eligible to play Division I basketball?

The answers to these questions and more can be obtained from the University of Miami Compliance Office or the NCAA by requesting the NCAA Guide for the College-Bound Student-Athlete. The guide may be provided to a prospective student-athlete at any time. The guide addresses issues related to Divisions I, II and III academic eligibility, financial aid, recruitment and more.

To receive a copy of the guide call the NCAA Hotline at 1-800-638-3731 or request it from the University of Miami coach who is recruiting you.

Please remember that since violations of NCAA rules during your recruitment could jeopardize your athletic eligibility, it is important for you and your parents to be informed and to ask questions throughout the recruiting process.

Best of luck and GO CANES!

Sincerely,

David Reed  
Assistant Athletic Director for Compliance

# FREQUENTLY ASKED QUESTIONS

## Who is a Prospective Student-Athlete (Prospect)?

You are a prospect if you have started classes for the ninth grade. Before the ninth grade, you may become a prospect if a university provides you (or your family or friends) any financial aid or other benefit that is not usually provided to prospective student-athletes.

## You are no longer a prospect if you have done any of the following:

(1) Officially register and enroll in a minimum full-time program of studies and have attended classes in any four-year collegiate institution's regular academic year (excluding summer); or (2) Participated in a regular squad practice or competition at a four-year collegiate institution that occurs before the beginning of any term; or (3) Officially register and enrolled and attend classes during the summer prior to initial enrollment and receive institutional athletics aid.

## How do I know if I'm being recruited?

A coach is recruiting you if they try to convince you directly, or through your family, to attend their school and participate in intercollegiate athletics. There are several ways to be recruited: (1) a coach may provide you with an official paid visit to view the campus, (2) a coach may arrange an in-person, off-campus meeting with you (or your family), or (3) a coach or staff member may call you (or your family) on more than one occasion for the purpose of recruitment.

Coaches and authorized institutional staff members are the only individuals who may recruit you. Representatives of athletic interests (boosters) may not call, write or make in-person contact with you anywhere for the purpose of recruiting you to a university and participating in athletics.

## When can a coach contact me?

**Off Campus Contact:** In the sport of basketball, a coach can arrange a face-to-face meeting with you, off the University's campus, beginning the first day of classes of your senior year. In all other sports, a coach can arrange a face-to-face meeting with you, off the University's campus, beginning July 1 after your junior year.

**Telephone Calls:** In all sports other than football and basketball, a coach may call a prospect one time per week after July 1 following the completion of the prospect's junior year in high school.

In the sport of football, a coach may initiate one telephone call to a prospect between April 15th and May 31st of the prospect's junior year. Additional calls are not permitted prior to September 1st of the beginning of the prospect's senior year in high school.

In the sport of men's basketball, coaches may make one telephone call per month from June 15 of the prospect's sophomore year through July 31 of the junior year. Beginning August 1 of the senior year a coach may make two telephone calls per week. Only one call per week may be made to a two-year or four-year college prospect.

In the following circumstances unlimited calls to a prospect are permitted: (1) during the five days immediately preceding an official visit to the University of Miami, (2) on the initial date for signing the National Letter of Intent and the two days following the signing date, and (3) on the day of a coach's off-campus contact with a prospect

For all sports, coaches may receive telephone calls placed by a prospect at the prospect's expense at anytime, including before July 1 following the prospect's junior year in high school.

## COMPLIANCE CONTACT INFORMATION

NCAA  
P.O. Box 6222  
Indianapolis, IN 46206  
(317) 917-6222  
(800) 638-3731  
www.ncaa.org

University of Miami Compliance Office  
5821 San Amaro Drive  
Coral Gables, FL 33146  
(305) 284-2692  
athleticscompliance@miami.edu  
www.hurricanesports.com

## A Division I institution may provide a recruit with the following printed materials:

- General correspondence, including letters, U.S. Postal Service postcards and institutional note cards;
- Game programs, which may not include posters, and one Student-Athlete Handbook;
- NCAA educational information;
- Pre-enrollment information subsequent to signing a National Letter of Intent with the university;
- One athletic publication (e.g., media guide or recruiting brochure);
- Official academic, admissions and student services publications published or videos produced by the institution and available to all students;
- Schedule and business cards;
- Questionnaires which may be provided prior to your junior year;
- Camp brochures which may be provided prior to your junior year.

## Letters

In sports other than men's basketball, letters and recruiting information may be sent to you starting September 1 at the beginning of your junior year in high school. In men's basketball, recruiting materials may be provided starting June 15 at the conclusion of the prospect's sophomore year.

## What is a Contact?

A contact is any face-to-face encounter between a prospect or the prospect's parent(s) or legal guardian and an institutional staff member or athletic representative during which any dialogue occurs in excess of an exchange of a greeting. NOTE: At the Division I level, athletic representatives (boosters) may not contact you for the purpose of recruiting.

## What can a school offer me to attend their University?

You (or your family) may not receive any benefit, inducement or arrangements such as cash, clothing, cars, gifts or loans to encourage you to sign a National Letter of Intent or to attend a NCAA school.

A University may offer you a one-year scholarship that covers room and board, tuition and fees, and required course-related books, or any part of these. The institution can recommend that this aid is renewed each year, as is the general practice at the University of Miami, but this renewal is not guaranteed. In addition, they can offer you quality academic and medical support, as well as the opportunity to compete for one of the nation's top programs.

## What can I do during this process?

Enjoy your high school years and work hard both in the classroom and in your sport. At the beginning of your junior year you should sign up for the NCAA Clearinghouse. Your high school guidance office can provide you with the information to register.



**WHAT'S G?  
ELECTROLYTES AND CARBS KEEPING  
YOU CHARGED AND HYDRATED  
WHILE YOU CROSS IT, PICK IT, ROLL IT,  
SWISH IT AND LOCK IT UP.  
THAT'S G.**

**GATORADE**



**LEMON-LIME**  
THIRST QUENCHER  
REHYDRATE. REPLENISH.

NO FRUIT JUICE

**Nutrition Facts**

Serving Size 8 fl oz (240 mL)

Servings Per Container 12

Amount Per Serving

Total Fat 0g

Sodium 110mg

Potassium 30mg

Total Carbohydrate 1g

Protein 0g

Percent Daily Values are based on a diet of other people's secrets.

Ingredients: Water, Citric Acid, Sodium Citrate, Potassium Citrate, Natural Lemon-Lime Flavor, Salt, Sodium Phosphate, Monopotassium Phosphate, Food Starch, Potassium Sorbate, Yellow 5.

missionG.com

**THE HEART, HUSTLE AND SOUL OF THE ACC**

©2009 S-VC, Inc. GATORADE and LIGHTNING BOLT DESIGN are registered trademarks of S-VC, Inc.





2009-10 OPPONENTS

## BETHUNE-COOKMAN

Dec. 30, Coral Gables, Fla.

|                   |                         |
|-------------------|-------------------------|
| Location          | Daytona Beach, Fla.     |
| Enrollment        | 3,100                   |
| Nickname          | Wildcats                |
| Colors            | Maroon and Gold         |
| Conference        | Mid-Eastern Athletic    |
| President         | Dr. Trudie Kibbe Reed   |
| Athletic Director | Lynn Thompson           |
| Arena             | Moore Gymnasium (3,000) |
| Press Row         | (386) 481-2295          |
| Website           | www.B-CUathletics.com   |

|                  |  |
|------------------|--|
| Head Coach       | Clifford Reed, Jr. (B-CU, '91)                     |
| Career Record    | 87-138 (7)   |
| Record at School | 87-138 (7)   |
| Assistants       | Gravelle Craig, Stacy Beckton, Michael Williams II |

|                            |           |
|----------------------------|-----------|
| 2008-09 Record             | 17-16     |
| Conference Record (Finish) | 9-7 (T-3) |
| Postseason                 | N/A       |
| Final Ranking              | N/A       |
| Letterwinners R/L          | 7/3       |
| Starters R/L               | 4/1       |

|               |                       |
|---------------|-----------------------|
| Series Record | 4-0, UM               |
| Last Meeting  | 11/30/99 (102-75, UM) |
| Streak        | UM, 4 games           |

|         |                         |
|---------|-------------------------|
| MBB SID | Mark Johnson            |
| E-mail  | johnsonmark@cookman.edu |
| Office  | (386) 481-2206          |

## BOSTON COLLEGE

Dec. 6, Chestnut Hill, Mass.

Jan. 19, Coral Gables, Fla.

|                   |                               |
|-------------------|-------------------------------|
| Location          | Chestnut Hill, Mass.          |
| Enrollment        | 14,500                        |
| Nickname          | Eagles                        |
| Colors            | Maroon and Gold               |
| Conference        | Atlantic Coast                |
| President         | Rev. William P. Leahy, S.J.   |
| Athletic Director | Gene DiFilippo                |
| Arena             | Silvio O. Conte Forum (8,606) |
| Press Row         | (617) 552-8989                |
| Website           | www.bceagles.com              |

|                  |   |
|------------------|---|
| Head Coach       | Al Skinner (UMass, '74)                 |
| Career Record    | 370-275 (21)                            |
| Record at School | 232-149 (12)                            |
| Assistants       | Pat Duquette, Bonzie Colson, Mo Cassara |

|                            |                  |
|----------------------------|------------------|
| 2008-09 Record             | 22-12            |
| Conference Record (Finish) | 9-7 (T-5)        |
| Postseason                 | NCAA First Round |
| Final Ranking              | N/A              |
| Letterwinners R/L          | 11/1             |
| Starters R/L               | 4/1              |

|               |                     |
|---------------|---------------------|
| Series Record | 22-11, BC           |
| Last Meeting  | 2/21/09 (69-58, UM) |
| Streak        | UM, 3 games         |

|         |                 |
|---------|-----------------|
| MBB SID | Dick Kelley     |
| E-mail  | kelleyri@bc.edu |
| Office  | (617) 552-3039  |

## CLEMSON

Feb. 13, Clemson, S.C.


|                   |                                   |
|-------------------|-----------------------------------|
| Location          | Clemson, S.C.                     |
| Enrollment        | 18,317                            |
| Nickname          | Tigers                            |
| Colors            | Burnt Orange and Northwest Purple |
| Conference        | Atlantic Coast                    |
| President         | James F. Barker                   |
| Athletic Director | Dr. Terry Don Phillips            |
| Arena             | Littlejohn Coliseum (10,000)      |
| Press Row         | (864) 656-6833                    |
| Website           | www.clemsonigers.com              |

|                  |  |
|------------------|--|
| Head Coach       | Oliver Purnell (Old Dominion, '75)       |
| Career Record    | 373-268 (21)                             |
| Record at School | 117-77 (6)                               |
| Assistants       | Ron Bradley, Frank Smith, Josh Postorino |

|                            |                       |
|----------------------------|-----------------------|
| 2008-09 Record             | 23-9                  |
| Conference Record (Finish) | 9-7 (T-5)             |
| Postseason                 | NCAA First Round      |
| Final Ranking              | 24 (AP)/ARV (Coaches) |
| Letterwinners R/L          | 11/4                  |
| Starters R/L               | 2/3                   |

|               |                      |
|---------------|----------------------|
| Series Record | 8-6, CU              |
| Last Meeting  | 12/21/08 (91-72, CU) |
| Streak        | CU, 2 games          |

|         |                     |
|---------|---------------------|
| MBB SID | Philip Sikes        |
| E-mail  | philips@clemson.edu |
| Office  | (864) 656-2114      |



DWAYNE COLLINS

## DAVIDSON

Possible Opponent, Charleston Classic

|                   |                          |
|-------------------|--------------------------|
| Location          | Davidson, N.C.           |
| Enrollment        | 1,800                    |
| Nickname          | Wildcats                 |
| Colors            | Red and Black            |
| Conference        | Southern                 |
| President         | Tom Ross                 |
| Athletic Director | Jim Murphy               |
| Arena             | Belk Arena (5,223)       |
| Press Row         | (704) 892-3324           |
| Website           | www.DavidsonWildcats.com |

|                  |  |
|------------------|--|
| Head Coach       | Bob McKillop (Hofstra, '72)              |
| Career Record    | 367-233 (20)                             |
| Record at School | 367-233 (20)                             |
| Assistants       | Jim Fox, Landry Kosmalski, Matt McKillop |

|                            |                  |
|----------------------------|------------------|
| 2008-09 Record             | 27-8             |
| Conference Record (Finish) | 18-2 (1)         |
| Postseason                 | NIT Second Round |
| Final Ranking              | N/A              |
| Letterwinners R/L          | 10/4             |
| Starters R/L               | 2/3              |

|               |                    |
|---------------|--------------------|
| Series Record | 3-1, UM            |
| Last Meeting  | 2/1/92 (66-62, DC) |
| Streak        | DC, 1 game         |

|         |                       |
|---------|-----------------------|
| MBB SID | Marc Gignac           |
| E-mail  | magignac@davidson.edu |
| Office  | (704) 894-2123        |

## DUKE

Feb. 17, Coral Gables, Fla.

|                   |                                |
|-------------------|--------------------------------|
| Location          | Durham, N.C.                   |
| Enrollment        | 6,340                          |
| Nickname          | Blue Devils                    |
| Colors            | Duke Blue and White            |
| Conference        | Atlantic Coast                 |
| President         | Dr. Richard H. Brodhead        |
| Athletic Director | Kevin White                    |
| Arena             | Cameron Indoor Stadium (9,314) |
| Press Row         | (919) 684-6186                 |
| Website           | www.goduke.com                 |

|                  |  |
|------------------|--|
| Head Coach       | Mike Krzyzewski (Army, '69)                    |
| Career Record    | 833-274 (34)                                   |
| Record at School | 760-215 (29)                                   |
| Assistants       | Steve Wojciechowski, Chris Collins, Nate James |

|                            |                     |
|----------------------------|---------------------|
| 2008-09 Record             | 30-7                |
| Conference Record (Finish) | 11-5 (T-2)          |
| Postseason                 | NCAA Sweet 16       |
| Final Ranking              | 6 (AP)/11 (Coaches) |
| Letterwinners R/L          | 9/5                 |
| Starters R/L               | 4/1                 |

|               |                         |
|---------------|-------------------------|
| Series Record | 11-2, Duke              |
| Last Meeting  | 2/7/09 (78-75 (OT), DU) |
| Streak        | DU, 1 game              |

|         |                 |
|---------|-----------------|
| MBB SID | Matt Plizga     |
| E-mail  | plizga@duke.edu |
| Office  | (919) 668-1712  |

## FLORIDA ATLANTIC

Dec. 19, Orange Bowl Basketball Classic

|                   |                   |
|-------------------|-------------------|
| Location          | Boca Raton, Fla.  |
| Enrollment        | 26,000            |
| Nickname          | Owls              |
| Colors            | Blue and Red      |
| Conference        | Sun Belt          |
| Interim President | John Pritchett    |
| Athletic Director | Craig Angelos     |
| Arena             | FAU Arena (5,000) |
| Press Row         | (561) 297-4092    |
| Website           | www.fausports.com |

|                  |  |
|------------------|--|
| Head Coach       | Mike Jarvis (Northeastern, '68)        |
| Career Record    | 369-228 (19)                           |
| Record at School | 6-26 (1)                               |
| Assistants       | Mike Jarvis II, Matt McCall, Tim Kaine |

|                            |               |
|----------------------------|---------------|
| 2008-09 Record             | 6-26          |
| Conference Record (Finish) | 2-16 (6 East) |
| Postseason                 | N/A           |
| Final Ranking              | N/A           |
| Letterwinners R/L          | 4/7           |
| Starters R/L               | 2/3           |

|               |                    |
|---------------|--------------------|
| Series Record | 18-1, UM           |
| Last Meeting  | 1/5/09 (85-69, UM) |
| Streak        | UM, 3 games        |

|         |                  |
|---------|------------------|
| MBB SID | Justin Johnson   |
| E-mail  | jjohn218@fau.edu |
| Office  | (561) 302-0461   |

## FLORIDA GULF COAST

Nov. 25, Coral Gables, Fla.

|                   |                               |
|-------------------|-------------------------------|
| Location          | Fort Myers, Fla.              |
| Enrollment        | 11,200                        |
| Nickname          | Eagles                        |
| Colors            | Cobalt Blue and Emerald Green |
| Conference        | Atlantic Sun                  |
| President         | Dr. Wilson Bradshaw           |
| Athletic Director | Ken Kavanagh                  |
| Arena             | Alico Arena (4,500)           |
| Press Row         | N/A                           |
| Website           | www.fgcuathletics.com         |

|                  |                                       |
|------------------|---------------------------------------|
| Head Coach       | Dave Balza (Michigan, '91)            |
| Career Record    | 135-80 (7)                            |
| Record at School | 135-80 (7)                            |
| Assistants       | Tae Norwood, Nick Bennett, Leo Miller |

|                            |          |
|----------------------------|----------|
| 2008-09 Record             | 11-20    |
| Conference Record (Finish) | 7-13 (9) |
| Postseason                 | N/A      |
| Final Ranking              | N/A      |
| Letterwinners R/L          | 11/5     |
| Starters R/L               | 4/1      |

|               |               |
|---------------|---------------|
| Series Record | First Meeting |
|---------------|---------------|

|         |                 |
|---------|-----------------|
| MBB SID | Chris Perry     |
| E-mail  | cperry@fgcu.edu |
| Office  | (239) 590-7061  |

## FLORIDA STATE

Feb. 6, Tallahassee, Fla.  
Mar. 6, Coral Gables, Fla.

|                   |                                  |
|-------------------|----------------------------------|
| Location          | Tallahassee, Fla.                |
| Enrollment        | 41,065                           |
| Nickname          | Seminoles                        |
| Colors            | Garnet and Gold                  |
| Conference        | Atlantic Coast                   |
| President         | Dr. T.K. Wetherell               |
| Athletic Director | Randy Spetman                    |
| Arena             | Donald L. Tucker Center (12,100) |
| Press Row         | (850) 224-4098                   |
| Website           | www.seminoles.com                |

|                  |  |
|------------------|--|
| Head Coach       | Leonard Hamilton (Tenn.-Martin, '71)     |
| Career Record    | 331-305 (22)                             |
| Record at School | 131-95 (7)                               |
| Assistants       | Stan Jones, Corey Williams, Andy Enfield |

|                            |                      |
|----------------------------|----------------------|
| 2008-09 Record             | 25-10                |
| Conference Record (Finish) | 10-6 (4)             |
| Postseason                 | NCAA First Round     |
| Final Ranking              | 16 (AP)/22 (Coaches) |
| Letterwinners R/L          | 8/3                  |
| Starters R/L               | 3/2                  |

|               |                      |
|---------------|----------------------|
| Series Record | 34-28, FSU           |
| Last Meeting  | 2/18/09 (80-67, FSU) |
| Streak        | FSU, 1 game          |

|         |                |
|---------|----------------|
| MBB SID | Chuck Walsh    |
| E-mail  | cwalsh@fsu.edu |
| Office  | (850) 644-1077 |

## GEORGIA TECH

Feb. 10, Coral Gables, Fla.

|                   |                                     |
|-------------------|-------------------------------------|
| Location          | Atlanta, Ga.                        |
| Enrollment        | 19,404                              |
| Nickname          | Yellow Jackets, Rambling Wreck      |
| Colors            | Old Gold and White                  |
| Conference        | Atlantic Coast                      |
| President         | Dr. G.P. "Bud" Peterson             |
| Athletic Director | Dan Radakovich                      |
| Arena             | Alexander Memorial Coliseum (9,191) |
| Press Row         | (404) 894-5458                      |
| Website           | www.ramblinwreck.com                |

|                  |   |
|------------------|---|
| Head Coach       | Paul Hewitt (St. John Fisher, '85)            |
| Career Record    | 220-158 (12)                                  |
| Record at School | 154-131 (9)                                   |
| Assistants       | Peter Zaharis, John O'Connor, Darryl LaBarrie |

|                            |           |
|----------------------------|-----------|
| 2008-09 Record             | 12-19     |
| Conference Record (Finish) | 2-14 (12) |
| Postseason                 | N/A       |
| Final Ranking              | N/A       |
| Letterwinners R/L          | 10/4      |
| Starters R/L               | 4/1       |

|               |                    |
|---------------|--------------------|
| Series Record | 5-5, Tied          |
| Last Meeting  | 3/4/09 (78-68, GT) |
| Streak        | GT, 1 game         |

|         |                              |
|---------|------------------------------|
| MBB SID | Mike Stamus                  |
| E-mail  | mstamus@athletics.gatech.edu |
| Office  | (404) 894-5445               |

## ADRIAN THOMAS



## LA SALLE

Possible Opponent, Charleston Classic

|                   |                                   |
|-------------------|-----------------------------------|
| Location          | Philadelphia, Pa.                 |
| Enrollment        | 6,200                             |
| Nickname          | Explorers                         |
| Colors            | Blue and Gold                     |
| Conference        | Atlantic 10                       |
| President         | Br. Michael J. McGinniss, FSC PhD |
| Athletic Director | Dr. Thomas Brennan                |
| Arena             | Tom Gola Arena (4,000)            |
| Press Row         | (215) 951-5158                    |
| Website           | www.goexplorers.com               |

|                  |   |
|------------------|---|
| Head Coach       | Dr. John Giannini (North Central, '84)  |
| Career Record    | 368-228 (20)                            |
| Record at School | 71-79 (5)                               |
| Assistants       | Walt Fuller, Horace Owens, Harris Adler |

|                            |           |
|----------------------------|-----------|
| 2008-09 Record             | 18-13     |
| Conference Record (Finish) | 9-7 (T-5) |
| Postseason                 | N/A       |
| Final Ranking              | N/A       |
| Letterwinners R/L          | 9/3       |
| Starters R/L               | 5/0       |

|               |                     |
|---------------|---------------------|
| Series Record | 9-4, La Salle       |
| Last Meeting  | 12/9/70 (97-77, LU) |
| Streak        | La Salle, 1 game    |

|         |                    |
|---------|--------------------|
| MBB SID | Kevin Bonner       |
| E-mail  | bonner@lasalle.edu |
| Office  | (215) 951-1513     |





DEQUAN JONES

## MINNESOTA

Dec. 2, Big Ten/ACC Challenge

|                   |                         |
|-------------------|-------------------------|
| Location          | Minneapolis, Minn.      |
| Enrollment        | 50,883                  |
| Nickname          | Golden Gophers          |
| Colors            | Maroon and Gold         |
| Conference        | Big Ten                 |
| President         | Robert Bruininks        |
| Athletic Director | Joel Maturi             |
| Arena             | Williams Arena (14,625) |
| Press Row         | (612) 626-1308          |
| Website           | www.gophersports.com    |

|                  |                                     |
|------------------|-------------------------------------|
| Head Coach       | Tubby Smith (High Point, '73)       |
| Career Record    | 429-170 (18)                        |
| Record at School | 42-25 (2)                           |
| Assistants       | Ron Jirsa, Vince Taylor, Saul Smith |

|                            |                  |
|----------------------------|------------------|
| 2008-09 Record             | 22-11            |
| Conference Record (Finish) | 9-9 (8)          |
| Postseason                 | NCAA First Round |
| Final Ranking              | N/A              |
| Letterwinners R/L          | 9/4              |
| Starters R/L               | 4/1              |

|               |               |
|---------------|---------------|
| Series Record | First Meeting |
|---------------|---------------|

|         |                 |
|---------|-----------------|
| MBB SID | Matt Slieter    |
| E-mail  | slieter@umn.edu |
| Office  | (612) 625-4389  |

## NORTH CAROLINA A&T

Dec. 21, Coral Gables, Fla.

|                   |                               |
|-------------------|-------------------------------|
| Location          | Greensboro, N.C.              |
| Enrollment        | 10,660                        |
| Nickname          | Aggies                        |
| Colors            | Blue and Gold                 |
| Conference        | Mid-Eastern Athletic          |
| Chancellor        | Dr. Harold L. Martin          |
| Athletic Director | Wheeler Brown                 |
| Arena             | Corbett Sports Center (5,700) |
| Press Row         | (336) 334-7405                |
| Website           | www.ncataggies.com            |

|                  |                               |
|------------------|-------------------------------|
| Head Coach       | Jerry Eaves (Louisville, '86) |
| Career Record    | 61-121 (6)                    |
| Record at School | 61-121 (6)                    |

|            |  |
|------------|--|
| Assistants | Scott Bollwage, Harlan Frye, Bryant Paylor |
|------------|--|

|                            |           |
|----------------------------|-----------|
| 2008-09 Record             | 16-16     |
| Conference Record (Finish) | 9-7 (T-3) |
| Postseason                 | N/A       |
| Final Ranking              | N/A       |
| Letterwinners R/L          | 7/5       |
| Starters R/L               | 3/2       |

|               |                      |
|---------------|----------------------|
| Series Record | 3-0, UM              |
| Last Meeting  | 12/23/07 (95-64, UM) |
| Streak        | UM, 3 games          |

|         |                   |
|---------|-------------------|
| MBB SID | Brian Holloway    |
| E-mail  | bmhollow@ncat.edu |
| Office  | (336) 334-7141    |

## MARYLAND

Jan. 26, College Park, Md.

|                   |                            |
|-------------------|----------------------------|
| Location          | College Park, Md.          |
| Enrollment        | 37,000                     |
| Nickname          | Terrapins                  |
| Colors            | Red, White, Black and Gold |
| Conference        | Atlantic Coast             |
| President         | Dr. C.D. Mote, Jr.         |
| Athletic Director | Deborah A. Yow             |
| Arena             | Comcast Center (17,950)    |
| Press Row         | (301) 314-8624             |
| Website           | www.umterps.com            |

|                  |   |
|------------------|---|
| Head Coach       | Gary Williams (Maryland, '68)             |
| Career Record    | 625-357 (31)                              |
| Record at School | 418-229 (20)                              |
| Assistants       | Chuck Driesell, Keith Booth, Robert Ehsan |

|                            |                   |
|----------------------------|-------------------|
| 2008-09 Record             | 21-14             |
| Conference Record (Finish) | 7-9 (T-7)         |
| Postseason                 | NCAA Second Round |
| Final Ranking              | ARV (Coaches)     |
| Letterwinners R/L          | 11/2              |
| Starters R/L               | 4/1               |

|               |                     |
|---------------|---------------------|
| Series Record | 10-6, Miami         |
| Last Meeting  | 1/31/09 (73-68, Md) |
| Streak        | Maryland, 1 game    |

|         |                |
|---------|----------------|
| MBB SID | Doug Dull      |
| E-mail  | ddull@umd.edu  |
| Office  | (301) 314-1482 |

## NORTH CAROLINA

Mar. 2, Chapel Hill, N.C.

|                   |                               |
|-------------------|-------------------------------|
| Location          | Chapel Hill, N.C.             |
| Enrollment        | 27,700                        |
| Nickname          | Tar Heels                     |
| Colors            | Carolina Blue and White       |
| Conference        | Atlantic Coast                |
| Chancellor        | Holden Thorp                  |
| Athletic Director | Dick Baddour                  |
| Arena             | Dean E. Smith Center (21,750) |
| Press Row         | (919) 962-8815                |
| Website           | www.tarheelblue.com           |

|                  |   |
|------------------|---|
| Head Coach       | Roy Williams (North Carolina, '72)        |
| Career Record    | 594-138 (21)                              |
| Record at School | 176-37 (6)                                |
| Assistants       | Joe Holladay, Steve Robinson, Jerod Haase |

|                            |                    |
|----------------------------|--------------------|
| 2008-09 Record             | 34-4               |
| Conference Record (Finish) | 13-3 (1)           |
| Postseason                 | NCAA Champion      |
| Final Ranking              | 2 (AP)/1 (Coaches) |
| Letterwinners R/L          | 8/9                |
| Starters R/L               | 4/1                |

|               |                      |
|---------------|----------------------|
| Series Record | 13-2, UNC            |
| Last Meeting  | 2/15/09 (69-65, UNC) |
| Streak        | UNC, 5 games         |

|         |                        |
|---------|------------------------|
| MBB SID | Steve Kirschner        |
| E-mail  | stevekirschner@unc.edu |
| Office  | (919) 962-7258         |

## NORTH CAROLINA CENTRAL

Nov. 14, Coral Gables, Fla.

|                   |                                |
|-------------------|--------------------------------|
| Location          | Durham, N.C.                   |
| Enrollment        | 8,383                          |
| Nickname          | Eagles                         |
| Colors            | Maroon and Gray                |
| Conference        | Independent                    |
| Chancellor        | Charlie Nelms                  |
| Athletic Director | Ingrid Wicker-McCree           |
| Arena             | McLendon-McDougald Gym (3,056) |
| Press Row         | (919) 796-1696                 |
| Website           | www.nccueaglepride.com         |

|                  |                             |
|------------------|-----------------------------|
| Head Coach       | LeVelle Moton (NCCU, '96)   |
| Career Record    | First Season                |
| Record at School | First Season                |
| Assistants       | Ray Martin, Robert Brickley |

|                            |      |
|----------------------------|------|
| 2008-09 Record             | 4-27 |
| Conference Record (Finish) | N/A  |
| Postseason                 | N/A  |
| Final Ranking              | N/A  |
| Letterwinners R/L          | 7/6  |
| Starters R/L               | 3/2  |

|               |                    |
|---------------|--------------------|
| Series Record | 1-0, UM            |
| Last Meeting  | 1/3/09 (76-42, UM) |
| Streak        | UM, 1 game         |

|         |                 |
|---------|-----------------|
| MBB SID | Chris Hooks     |
| E-mail  | whooks@nccu.edu |
| Office  | (919) 530-7054  |

## NC STATE

Feb. 27, Coral Gables, Fla.

|                   |                     |
|-------------------|---------------------|
| Location          | Raleigh, N.C.       |
| Enrollment        | 31,000              |
| Nickname          | Wolfpack            |
| Colors            | Red and White       |
| Conference        | Atlantic Coast      |
| Chancellor        | Dr. Jim Woodward    |
| Athletic Director | Lee Fowler          |
| Arena             | RBC Center (19,700) |
| Press Row         | (919) 861-6190      |
| Website           | www.gopack.com      |

|                  |   |
|------------------|---|
| Head Coach       | Sidney Lowe (St. Paul's, '06)             |
| Career Record    | 51-46 (3)                                 |
| Record at School | 51-46 (3)                                 |
| Assistants       | Monte Towe, Larry Harris, Pete Strickland |

|                            |           |
|----------------------------|-----------|
| 2008-09 Record             | 16-14     |
| Conference Record (Finish) | 6-10 (10) |
| Postseason                 | N/A       |
| Final Ranking              | N/A       |
| Letterwinners R/L          | 7/5       |
| Starters R/L               | 2/3       |

|               |                    |
|---------------|--------------------|
| Series Record | 4-5, NC State      |
| Last Meeting  | 3/7/09 (72-64, UM) |
| Streak        | UM, 1 game         |

|         |                          |
|---------|--------------------------|
| MBB SID | Brian Reinhardt          |
| E-mail  | brian_reinhardt@ncsu.edu |
| Office  | (919) 515-8953           |

## NOVA SOUTHEASTERN

Nov. 16, Coral Gables, Fla.

|                   |                                 |
|-------------------|---------------------------------|
| Location          | Ft. Lauderdale, Fla.            |
| Enrollment        | 5,335                           |
| Nickname          | Sharks                          |
| Colors            | Navy Blue and Gray              |
| Conference        | Sunshine State                  |
| President         | Ray Ferrero, Jr.                |
| Athletic Director | Michael Mominey                 |
| Arena             | University Center Arena (5,500) |
| Press Row         | N/A                             |
| Website           | nsuathletics.nova.edu           |

|                  |                                 |
|------------------|---------------------------------|
| Head Coach       | Gary Tuell (Louisville, '73)    |
| Career Record    | 363-263 (19)                    |
| Record at School | 64-76 (5)                       |
| Assistants       | Luis Gurrieres, Marquise Kiffin |

|                            |         |
|----------------------------|---------|
| 2008-09 Record             | 16-11   |
| Conference Record (Finish) | 9-7 (3) |
| Postseason                 | N/A     |
| Final Ranking              | N/A     |
| Letterwinners R/L          | 6/7     |
| Starters R/L               | 2/3     |

|               |               |
|---------------|---------------|
| Series Record | First Meeting |
|---------------|---------------|

|         |                   |
|---------|-------------------|
| MBB SID | Jeff Kelley       |
| E-mail  | jeffkell@nova.edu |
| Office  | (954) 262-8275    |

## PEPPERDINE

Jan. 3, Malibu, Calif.

|                   |                              |
|-------------------|------------------------------|
| Location          | Malibu, Calif.               |
| Enrollment        | 8,000                        |
| Nickname          | Waves                        |
| Colors            | Blue, Orange and White       |
| Conference        | West Coast                   |
| President         | Andrew K. Benton             |
| Athletic Director | Dr. John Watson              |
| Arena             | Firestone Fieldhouse (3,104) |
| Press Row         | (310) 456-5050               |
| Website           | www.pepperdinesports.com     |

|                  |  |
|------------------|--|
| Head Coach       | Tom Asbury (Wyoming, '68)              |
| Career Record    | 219-170 (13)                           |
| Record at School | 134-82 (7)                             |
| Assistants       | Marty Wilson, Damin Lopez, Will Kimble |

|                          |         |
|--------------------------|---------|
| 2008-09 Record           | 9-23    |
| Conference Record/Finish | 5-9 (6) |
| Postseason               | N/A     |
| Final Ranking            | N/A     |
| Letterwinners R/L        | 12/3    |
| Starters R/L             | 4/1     |

|               |                           |
|---------------|---------------------------|
| Series Record | 1-0, PU                   |
| Last Meeting  | 12/13/69 (93-90 (OT), PU) |
| Streak        | PU, 1 game                |

|         |                            |
|---------|----------------------------|
| MBB SID | Roger Horne                |
| E-mail  | roger.horne@pepperdine.edu |
| Office  | (310) 506-4455             |

## UNC WILMINGTON

Possible Opponent, Charleston Classic

|                   |                               |
|-------------------|-------------------------------|
| Location          | Wilmington, N.C.              |
| Enrollment        | 12,000                        |
| Nickname          | Seahawks                      |
| Colors            | Teal, Gold and Navy Blue      |
| Conference        | Colonial Athletic Association |
| President         | Dr. Rosemary DePaolo          |
| Athletic Director | Kelly Mehrtens                |
| Arena             | Trask Coliseum (6,100)        |
| Press Row         | (910) 962-3095                |
| Website           | www.uncwsports.com            |

|                  |  |
|------------------|--|
| Head Coach       | Benny Moss (Charlotte, '92)              |
| Career Record    | 34-60 (3)                                |
| Record at School | 34-60 (3)                                |
| Assistants       | Justin Furr, Brooks Lee, Henry Dickerson |

|                            |           |
|----------------------------|-----------|
| 2008-09 Record             | 7-25      |
| Conference Record (Finish) | 3-16 (12) |
| Postseason                 | N/A       |
| Final Ranking              | N/A       |
| Letterwinners R/L          | 8/5       |
| Starters R/L               | 5/0       |

|               |                        |
|---------------|------------------------|
| Series Record | 1-0, UNCW              |
| Last Meeting  | 12/29/92 (88-73, UNCW) |
| Streak        | UNCW, 1 game           |

|         |                    |
|---------|--------------------|
| MBB SID | Joe Browning       |
| E-mail  | browningj@uncw.edu |
| Office  | (910) 962-3236     |

## PENN STATE

Possible Opponent, Charleston Classic

|                   |                              |
|-------------------|------------------------------|
| Location          | University Park, Pa.         |
| Enrollment        | 42,294                       |
| Nickname          | Nittany Lions                |
| Colors            | Blue and White               |
| Conference        | Big Ten                      |
| President         | Dr. Graham Spanier           |
| Athletic Director | Tim Curley                   |
| Arena             | Bryce Jordan Center (15,261) |
| Press Row         | (814) 863-3294               |
| Website           | www.GoPSUsports.com          |

|                  |  |
|------------------|--|
| Head Coach       | Ed DeChellis (Penn State, '82)         |
| Career Record    | 189-196 (13)                           |
| Record at School | 84-103 (6)                             |
| Assistants       | Kurt Kanaskie, Lewis Preston, Dan Earl |

|                            |               |
|----------------------------|---------------|
| 2008-09 Record             | 27-11         |
| Conference Record (Finish) | 10-8 (T-4)    |
| Postseason                 | NIT Champions |
| Final Ranking              | ARV (Coaches) |
| Letterwinners R/L          | 8/4           |
| Starters R/L               | 3/2           |

|               |                      |
|---------------|----------------------|
| Series Record | 4-0, PSU             |
| Last Meeting  | 3/15/95 (62-56, PSU) |
| Streak        | PSU, 4 games         |

|         |                |
|---------|----------------|
| MBB SID | Brian Siegrist |
| E-mail  | tbs1@psu.edu   |
| Office  | (814) 865-1757 |



## SOUTH CAROLINA

Possible Opponent, Charleston Classic

|                   |                              |
|-------------------|------------------------------|
| Location          | Columbia, S.C.               |
| Enrollment        | 25,077                       |
| Nickname          | Gamecocks                    |
| Colors            | Garnet and Black             |
| Conference        | Southeastern                 |
| President         | Dr. Harris Pastides          |
| Athletic Director | Eric Hyman                   |
| Arena             | Colonial Life Arena (18,000) |
| Press Row         | (803) 777-6182               |
| Website           | gamecocksonline.com          |

|                  |   |
|------------------|---|
| Head Coach       | Darrin Horn (Western Kentucky, '95)               |
| Career Record    | 132-58 (6)  |
| Record at School | 21-10 (1)   |
| Assistants       | Neill Berry, Cypheus Bunton, Michael Boynton, Jr. |

|                          |                 |
|--------------------------|-----------------|
| 2008-09 Record           | 21-10           |
| Conference Record/Finish | 10-6 (T-1 East) |
| Postseason               | NIT First Round |
| Final Ranking            | N/A             |
| Letterwinners R/L        | 8/3             |
| Starters R/L             | 4/1             |

|               |                     |
|---------------|---------------------|
| Series Record | 5-3, UM             |
| Last Meeting  | 3/15/05 (69-67, SC) |
| Streak        | SC, 2 games         |

|         |                        |
|---------|------------------------|
| MBB SID | Emily Feeney           |
| E-mail  | efeeney@mailbox.sc.edu |
| Office  | (803) 777-7743         |

## SOUTH CAROLINA STATE

Dec. 12, Coral Gables, Fla.

|                   |   |
|-------------------|---|
| Location          | Orangeburg, S.C.                                |
| Enrollment        | 4,700   |
| Nickname          | Bulldogs  |
| Colors            | Garnet and Blue                                 |
| Conference        | Mid-Eastern Athletic                            |
| President         | Dr. George E. Cooper                            |
| Athletic Director | Charlene Johnson                                |
| Arena             | Smith-Hammond-Middleton Memorial Center (3,200) |
| Press Row         | N/A   |
| Website           | www.SCSUathletics.com                           |

|                  |  |
|------------------|--|
| Head Coach       | Tim Carter (Kansas, '79)                         |
| Career Record    | 190-186 (13)                                     |
| Record at School | 30-34 (2)  |
| Assistants       | Lorenzo M. Watkins, Michael Walton, Dwight Evans |

|                          |          |
|--------------------------|----------|
| 2008-09 Record           | 17-14    |
| Conference Record/Finish | 10-6 (2) |
| Postseason               | N/A      |
| Final Ranking            | N/A      |
| Letterwinners R/L        | 3/5      |
| Starters R/L             | 2/3      |

|               |                      |
|---------------|----------------------|
| Series Record | 1-0, SC              |
| Last Meeting  | 11/23/04 (60-50, SC) |
| Streak        | SC, 1 game           |

|         |                     |
|---------|---------------------|
| MBB SID | William P. Hamilton |
| E-mail  | whamilton@scsu.edu  |
| Office  | (803) 536-7060      |

## SOUTH CAROLINA UPSTATE

Nov. 28, Coral Gables, Fla.

|                   |                             |
|-------------------|-----------------------------|
| Location          | Spartanburg, S.C.           |
| Enrollment        | 5,000                       |
| Nickname          | Spartans                    |
| Colors            | Dark Green, White and Black |
| Conference        | Atlantic Sun                |
| Chancellor        | John C. Stockwell, Ph.D.    |
| Athletic Director | Mike Hall                   |
| Arena             | G.B. Hodge Center (1,535)   |
| Press Row         | (864) 503-5058              |
| Website           | www.upstatespartans.com     |

|                  |                                       |
|------------------|---------------------------------------|
| Head Coach       | Eddie Payne (Wake Forest, '73)        |
| Career Record    | 369-331 (23)                          |
| Record at School | 100-77 (7)                            |
| Assistants       | Kyle Perry, Ryan Walker, Bill Burrows |

|                          |          |
|--------------------------|----------|
| 2008-09 Record           | 9-21     |
| Conference Record/Finish | 8-12 (8) |
| Postseason               | N/A      |
| Final Ranking            | N/A      |
| Letterwinners R/L        | 7/6      |
| Starters R/L             | 3/2      |

|               |               |
|---------------|---------------|
| Series Record | First Meeting |
|---------------|---------------|

|         |                         |
|---------|-------------------------|
| MBB SID | Bill English            |
| E-mail  | benglish@uscupstate.edu |
| Office  | (864) 503-5129          |



JULIAN GAMBLE

## USF

Possible Opponent, Charleston Classic

|                   |                       |
|-------------------|-----------------------|
| Location          | Tampa, Fla.           |
| Enrollment        | 45,244                |
| Nickname          | Bulls                 |
| Colors            | Green and Gold        |
| Conference        | Big East              |
| President         | Dr. Judy Genshaft     |
| Athletic Director | Doug Woolard          |
| Arena             | USF Sun Dome (10,411) |
| Press Row         | (813) 974-3287        |
| Website           | GoUSFBulls.com        |

|                  |  |
|------------------|--|
| Head Coach       | Stan Heath (Eastern Michigan, '88)       |
| Career Record    | 133-118 (8)                              |
| Record at School | 21-41 (2)                                |
| Assistants       | Jeremy Cox, Reggie Hanson, Eric Skeeters |

|                          |           |
|--------------------------|-----------|
| 2008-09 Record           | 9-22      |
| Conference Record/Finish | 4-14 (14) |
| Postseason               | N/A       |
| Final Ranking            | N/A       |
| Letterwinners R/L        | 8/6       |
| Starters R/L             | 4/1       |

|               |                     |
|---------------|---------------------|
| Series Record | 6-2, UM             |
| Last Meeting  | 2/25/91 (67-58, UM) |
| Streak        | UM, 1 game          |

|         |                        |
|---------|------------------------|
| MBB SID | Amy Woodruff           |
| E-mail  | woodruff@admin.usf.edu |
| Office  | (813) 974-4087         |

## STETSON

Dec. 16, DeLand, Fla.

|                   |                        |
|-------------------|------------------------|
| Location          | DeLand, Fla.           |
| Enrollment        | 2,324                  |
| Nickname          | Hatters                |
| Colors            | Hunter Green and White |
| Conference        | Atlantic Sun           |
| President         | Dr. H. Douglas Lee     |
| Athletic Director | Jeff Altier            |
| Arena             | Edmunds Center (4,000) |
| Press Row         | (386) 822-8133         |
| Website           | www.gohatters.com      |

|                  |                                    |
|------------------|------------------------------------|
| Head Coach       | Derek Waugh (Furman, '93)          |
| Career Record    | 105-147 (10)                       |
| Record at School | 105-147 (10)                       |
| Assistants       | Wylie Tucker, Sebastian Singletary |

|                          |          |
|--------------------------|----------|
| 2008-09 Record           | 13-17    |
| Conference Record/Finish | 9-11 (7) |
| Postseason               | N/A      |
| Final Ranking            | N/A      |
| Letterwinners R/L        | 7/4      |
| Starters R/L             | 2/3      |

|               |                      |
|---------------|----------------------|
| Series Record | 46-33, UM            |
| Last Meeting  | 11/29/08 (79-65, UM) |
| Streak        | UM, 6 games          |

|         |                     |
|---------|---------------------|
| MBB SID | Dean Watson         |
| E-mail  | dwatson@stetson.edu |
| Office  | (386) 822-8130      |



## TULANE

Nov. 19, Charleston Classic

|                   |                          |
|-------------------|--------------------------|
| Location          | New Orleans, La.         |
| Enrollment        | 11,157                   |
| Nickname          | Green Wave               |
| Colors            | Olive Green and Sky Blue |
| Conference        | Conference USA           |
| President         | Dr. Scott Cowen          |
| Athletic Director | Rick Dickson             |
| Arena             | Fogelman Arena (3,600)   |
| Press Row         | (504) 862-8122           |
| Website           | www.tulane.greenwave.com |

|                  |                                       |
|------------------|---------------------------------------|
| Head Coach       | Dave Dickerson (Maryland, '90)        |
| Career Record    | 60-62 (4)                             |
| Record at School | 60-62 (4)                             |
| Assistants       | Dick Bender, Kim Lewis, Andrew Novick |

|                          |         |
|--------------------------|---------|
| 2008-09 Record           | 14-17   |
| Conference Record/Finish | 7-9 (8) |
| Postseason               | N/A     |
| Final Ranking            | N/A     |
| Letterwinners R/L        | 9/3     |
| Starters R/L             | 3/2     |

|               |                    |
|---------------|--------------------|
| Series Record | 4-4, Tied          |
| Last Meeting  | 3/3/90 (93-60, UM) |
| Streak        | UM, 2 games        |

|         |                  |
|---------|------------------|
| MBB SID | Roger Dunaway    |
| E-mail  | roger@tulane.edu |
| Office  | (504) 862-8240   |

## VIRGINIA

Jan. 16, Charlottesville, Va.  
Feb. 23, Coral Gables, Fla.

|                   |                                |
|-------------------|--------------------------------|
| Location          | Charlottesville, Va.           |
| Enrollment        | 21,057                         |
| Nickname          | Cavaliers                      |
| Colors            | Orange and Blue                |
| Conference        | Atlantic Coast                 |
| President         | John T. Casteen, III           |
| Athletic Director | Craig Littlepage               |
| Arena             | John Paul Jones Arena (14,593) |
| Press Row         | (434) 296-5910                 |
| Website           | www.virginiasports.com         |

|                  |  |
|------------------|--|
| Head Coach       | Tony Bennett (Wisconsin-Green Bay, '92)        |
| Career Record    | 69-33 (3)                                      |
| Record at School | First Season                                   |
| Assistants       | Ritchie McKay, Ron Sanchez,<br>Jason Williford |

|                          |           |
|--------------------------|-----------|
| 2008-09 Record           | 10-18     |
| Conference Record/Finish | 4-12 (11) |
| Postseason               | N/A       |
| Final Ranking            | N/A       |
| Letterwinners R/L        | 11/3      |
| Starters R/L             | 5/0       |

|               |                     |
|---------------|---------------------|
| Series Record | 6-3, UM             |
| Last Meeting  | 2/26/09 (62-55, UM) |
| Streak        | UM, 3 games         |

|         |                      |
|---------|----------------------|
| MBB SID | Rich Murray          |
| E-mail  | rmurray@virginia.edu |
| Office  | (434) 982-5500       |



CYRUS MCGOWAN

## VIRGINIA TECH

Jan. 13, Blacksburg, Va.  
Jan. 31, Coral Gables, Fla.

|                   |                                 |
|-------------------|---------------------------------|
| Location          | Blacksburg, Va.                 |
| Enrollment        | 30,000                          |
| Nickname          | Hokies                          |
| Colors            | Chicago Maroon and Burnt Orange |
| Conference        | Atlantic Coast                  |
| President         | Dr. Charles Steger              |
| Athletic Director | Jim Weaver                      |
| Arena             | Cassell Coliseum (9,847)        |
| Press Row         | (540) 231-3048                  |
| Website           | www.hokiesports.com             |

|                  |   |
|------------------|---|
| Head Coach       | Seth Greenberg (Fairleigh Dickinson, '78) |
| Career Record    | 320-255 (19)                              |
| Record at School | 107-85 (6)                                |
| Assistants       | Bill Courtney, James Johnson, Ryan Odom   |

|                          |                  |
|--------------------------|------------------|
| 2008-09 Record           | 19-15            |
| Conference Record/Finish | 7-9 (T-7)        |
| Postseason               | NIT Second Round |
| Final Ranking            | N/A              |
| Letterwinners R/L        | 8/4              |
| Starters R/L             | 3/2              |

|               |                     |
|---------------|---------------------|
| Series Record | 8-8, Tied           |
| Last Meeting  | 3/12/09 (65-47, VT) |
| Streak        | VT, 3 games         |

|         |                |
|---------|----------------|
| MBB SID | Bill Dyer      |
| E-mail  | wdyer@vt.edu   |
| Office  | (540) 231-8852 |

## WAKE FOREST

Jan. 9, Coral Gables, Fla.  
Feb. 2, Winston-Salem, N.C.

|                   |  |
|-------------------|--|
| Location          | Winston-Salem, N.C.                                  |
| Enrollment        | 4,476  |
| Nickname          | Demon Deacons  |
| Colors            | Old Gold and Black                                   |
| Conference        | Atlantic Coast                                       |
| President         | Dr. Nathan O. Hatch                                  |
| Athletic Director | Ron Wellman  |
| Arena             | Lawrence Joel Veterans Memorial Coliseum<br>(14,665) |
| Press Row         | (336) 727-2945                                       |
| Website           | www.wakeforestsports.com                             |

|                  |                                       |
|------------------|---------------------------------------|
| Head Coach       | Dino Gaudio (Ohio, '81)               |
| Career Record    | 109-144 (9)                           |
| Record at School | 41-20 (2)                             |
| Assistants       | Jeff Battle, Dave Wojcik, Rusty LaRue |

|                          |                      |
|--------------------------|----------------------|
| 2008-09 Record           | 24-7                 |
| Conference Record/Finish | 11-5 (T-2)           |
| Postseason               | NCAA First Round     |
| Final Ranking            | 12 (AP)/20 (Coaches) |
| Letterwinners R/L        | 8/3                  |
| Starters R/L             | 3/2                  |

|               |                    |
|---------------|--------------------|
| Series Record | 7-2, WF            |
| Last Meeting  | 2/4/09 (79-52, UM) |
| Streak        | UM, 1 game         |

|         |                  |
|---------|------------------|
| MBB SID | Scott Wortman    |
| E-mail  | wortmasm@wfu.edu |
| Office  | (336) 758-6099   |



## 2010 POSTSEASON

### 2010 ACC TOURNAMENT

March 11-14 | Greensboro, N.C. | Greensboro Coliseum

The 57th Annual ACC Men's Basketball Tournament will be held in Greensboro, N.C., for the 20th time in conference history and in the state of North Carolina for the 46th time in 57 ACC Men's Basketball Tournaments. It was most recently held at the Greensboro Coliseum in 2006, and the 2010 tournament will mark the fourth ACC Men's Basketball Tournament at the Coliseum since 2000.



### OFFICIALLY CHAMPION

Contrary to popular belief, the ACC basketball champion has not always been "officially" declared in

the Tournament. The ACC merely copied the old Southern Conference by-laws, and the term pertaining to basketball just read: "Beginning December 1 and ending with the conference basketball tournament." With 17 teams it didn't pay to be too detailed. In the early years of the Tournament, unofficially and by custom, everyone regarded the Tournament champion as the ACC champion. But it wasn't until July 1, 1961, that the words "and the winner shall be the conference champion" were added to the ACC by-laws.

#### 2010 ACC TOURNAMENT SCHEDULE

##### FIRST ROUND – Thurs., March 11

|                     |        |        |
|---------------------|--------|--------|
| Game 1 (#8 vs. #9)  | Raycom | Noon   |
| Game 2 (#5 vs. #12) | Raycom | 2 p.m. |
| Game 3 (#7 vs. #10) | ESPN   | 7 p.m. |
| Game 4 (#6 vs. #11) | Raycom | 9 p.m. |

##### QUARTERFINALS – Fri., March 12

|                      |              |        |
|----------------------|--------------|--------|
| Game 5 (#1 vs. G1 W) | Raycom/ESPN2 | Noon   |
| Game 6 (#4 vs. G2 W) | Raycom/ESPN2 | 2 p.m. |
| Game 7 (#2 vs. G3 W) | Raycom/ESPN2 | 7 p.m. |
| Game 8 (#3 vs. G4 W) | Raycom/ESPN2 | 9 p.m. |

##### SEMIFINALS – Sat., March 13

|                     |             |           |
|---------------------|-------------|-----------|
| Game 9 (G5 & G6 W)  | Raycom/ESPN | 1:30 p.m. |
| Game 10 (G7 & G8 W) | Raycom/ESPN | 3:30 p.m. |

##### FINALS – Sun., March 14

|         |             |        |
|---------|-------------|--------|
| Game 11 | Raycom/ESPN | 1 p.m. |
|---------|-------------|--------|

### 2010 NCAA TOURNAMENT

#### Opening Round | Tues., March 16

UD Arena | Dayton, Ohio | Host: University of Dayton

#### First and Second Rounds | Thurs., March 18 and Sat., March 20

New Orleans Arena | New Orleans, La. | Host: Tulane  
 Dunkin Donuts Center | Providence, R.I. | Host: Big East/Providence  
 HP Pavilion | San Jose, Calif. | Host: San Jose State  
 Ford Center | Oklahoma City, Okla. | Host: Big 12

#### First and Second Rounds | Fri., March 19 and Sun., March 21

HSBC Arena | Buffalo, N.Y. | Host: MAAC/Canisius/Niagara  
 Jacksonville Veterans Memorial Arena | Jacksonville, Fla. | Host: Jacksonville  
 Bradley Center | Milwaukee, Wis. | Host: Marquette  
 Spokane Veterans Memorial Arena | Spokane, Wash. | Host: Washington State

#### East Regional | Thurs., March 25 and Sat., March 27

Carrier Dome | Syracuse, N.Y. | Host: Syracuse

#### West Regional | Thurs., March 25 and Sat., March 27

Energy Solutions Arena | Salt Lake City, Utah | Host: Utah

#### Midwest Regional | Fri., March 26 and Sun., March 28

Edward Jones Dome | St. Louis, Mo. | Host: Missouri Valley Conference

#### South Regional | Fri., March 26 and Sun., March 28

Reliant Stadium | Houston, Texas | Host: Houston/Rice

#### Final Four | Sat., April 3 and Mon., April 5

Lucas Oil Stadium | Indianapolis, Ind. |  
 Host: Butler/Horizon League



## THE ACC

### THE TRADITION OF EXCELLENCE

Consistency. It is the mark of true excellence in any endeavor.

However, in today's intercollegiate athletics, competition has become so balanced and so competitive that it is virtually impossible to maintain a high level of consistency.

Yet the Atlantic Coast Conference has defied the odds. Now in its 57th year of competition, the ACC has long enjoyed the reputation as one of the strongest and most competitive intercollegiate conferences in the nation. And that is not mere conjecture, the numbers support it.

Since the league's inception in 1953, ACC schools have captured 114 national championships, including 60 in women's competition and 54 in men's. In addition, NCAA individual titles have gone to ACC student-athletes 154 times in men's competition and 100 times in women's action.

If success is best measured in terms of wins and losses, then the ACC is unrivaled in NCAA annals. With North Carolina's victory over Michigan State in the 2009 NCAA title game, ACC teams have captured 11 NCAA basketball championships, including seven over the last 19 years.

**No conference has posted a better NCAA Tournament record than the ACC since the inaugural tournament in 1939.** With an impressive 94-49 mark over the past 11 years, ACC teams have posted an NCAA Tournament-best mark of 338-170 for a sterling .665 winning percentage against the nation's toughest competition.

**In the 25 years of the current 64-team field, the ACC has produced 23 Final Four teams, an average of almost one per year and six more than any other conference.**

Since the 1985 NCAA Tournament, when the field was expanded to 64 teams, ACC teams have been even more impressive compiling a 242-121 (.667) NCAA record, including 65 "Sweet 16" appearances and 23 Final Four berths — all NCAA Tournament bests. Since 1985, 66 of the 127 ACC teams receiving NCAA berths have won at least two NCAA Tournament games.

Following last year's title run, North Carolina leads all ACC schools with five NCAA basketball championships to their credit. Duke has claimed three national titles, NC State two and Maryland one. The Tar Heels have captured NCAA titles in 1957, 1982, 1993, 2005 and 2009, while the Blue Devils won their third title in 2001, following back-to-back championships in 1991 and 1992. The Wolfpack walked away with the coveted crown in 1974 and 1983 while the Terps claimed the 2002 national title.

The ACC has 10 or more NCAA Tournament wins 13 times overall and the league has not posted a losing record in NCAA Tournament play since 1987. **The conference's 22-year non-losing streak in NCAA Tournament play is tops among all conferences.**



Two-time First Team All-ACC selection **JACK McCLINTON** was the 2009 recipient of the Skip Prosser Award, given to the ACC's top scholar-athlete in men's basketball. (Shown with Wake Forest Faculty Athletic Representative Dr. Richard Carmichael (left) and ACC Commissioner John Swofford.)

Since 1981, the ACC has produced **38 consensus All-Americans — 18 more than any other conference** and has accounted for 25 percent of the nation's consensus All-Americans (38-of-150).

**Seven of the last 13 and nine of the last 17 consensus National Players of the Year have been from the ACC.** Since 1975, the ACC has had 16 consensus national players of the year — 13 more than any other conference. In addition, nine of the ACC's 16 National Players of the Year were unanimous selections.

**A year ago the ACC led all conferences with 58 players on NBA rosters.** In addition, over the past four years 37 ACC players have made their NBA debuts, including an all-time high 15 in 2006.

**In this past June's 2009 NBA draft, the ACC once again led all conferences with seven first round selections and nine players drafted overall.** The ACC accounted for 29 percent of the college players drafted in the first round (7 of 24) and extended its streak of having at least one first-round pick in 21 consecutive NBA drafts. Since 1986, the ACC has had 88 first round selections — nine more than any other conference.

In 2007, the ACC became the first conference in NCAA history to have 10 teams finish the season with 20 or more wins. In addition, 10 ACC teams took part in post-season play, including an ACC record seven NCAA Tournament teams.

For the fourth-straight year, the ACC surpassed the 2.2 million mark in attendance as the 12 schools totaled 2,254,786 over 200 regular season games and six ACC Tournament sessions.

### THE CHAMPIONSHIPS

The conference conducts championship competition in 25 sports — 12 for men and 13 for women.

The 12 sports for men include football, cross country, soccer, basketball, swimming, indoor and outdoor track, wrestling, baseball, tennis, golf and lacrosse.

Championships for women are currently conducted in cross country, volleyball, field hockey, soccer, basketball, swimming, indoor and outdoor track, tennis, golf, lacrosse, softball and rowing.

### YEAR IN REVIEW

ACC schools captured five national titles during the 2008-09 academic year. Overall, the ACC has totaled 48 national team titles over the last 13 years. The Conference has won two or more NCAA titles in 27 of the past 29 years.

### 2008-09 ACC NATIONAL CHAMPIONS

|                  |                |
|------------------|----------------|
| Field Hockey     | Maryland       |
| Women's Soccer   | North Carolina |
| Men's Soccer     | Maryland       |
| Men's Basketball | North Carolina |
| Women's Tennis   | Duke           |

In addition, nine men and eight women earned the title of NCAA Champion during the 2008-09 season.

A total of 128 ACC teams earned berths in postseason NCAA competition a year ago, compiling a 130-74-1 (.637) mark. A total of 265 student-athletes earned first, second or third team All-America honors, including 199 first-team selections. The ACC also had eight national players of the year and five national coach of the year recipients in 2008-09.

### A HISTORY

The Atlantic Coast Conference was founded on May 8, 1953, at the Sedgefield Inn near Greensboro, N.C., with seven charter members — Clemson, Duke, Maryland, North Carolina, North Carolina State, South Carolina and Wake Forest — drawing up the conference by-laws.

The withdrawal of seven schools from the Southern Conference came early on the morning of May 8, 1953, during the Southern Conference's annual spring meeting. On June 14, 1953, the seven members met in Raleigh, N.C., where a set of bylaws was adopted and the name became officially the Atlantic Coast Conference.



## ACC COMPOSITE SCHEDULE

|       |                                     |                  |                              |  |                              |                                      |  |                                     |  |   |
|-------|-------------------------------------|------------------|------------------------------|--|------------------------------|--------------------------------------|--|-------------------------------------|--|---|
| 11/9  | FIU at North Carolina ! (ESPN)      | 7 p.m.           | <b>BIG TEN/ACC CHALLENGE</b> | 12/31                                  | Alabama A&M at Florida State | 4 p.m.                               | 2/13                                   | Miami at Clemson (RSN)              | Noon                                     |   |
| 11/11 | NCCU at North Carolina ! (ESPN)     | 9 p.m.           | 11/30                        | Penn State at Virginia (ESPN2)         | 7 p.m.                       | Pennsylvania at Duke (ESPN2)         | 6 p.m.                                 | Maryland at Duke (CBS)              | 1 p.m.                                   |   |
| 11/12 | Georgia State at NC State           | 7 p.m.           | 12/1                         | Northwestern at NC State (ESPN)        | 7 p.m.                       | NC State at UNC Greensboro (FSSO)    | 6 p.m.                                 | NC State at North Carolina (ESPN)   | 4 p.m.                                   |   |
| 11/13 | Dartmouth at Boston College         | 7 p.m.           |                              | Wake Forest at Purdue (ESPN)           | 7 p.m.                       | Richmond at Wake Forest              | 7 p.m.                                 | Virginia at Virginia Tech (*Raycom) | 8 p.m.                                   |   |
|       | UNC Greensboro at Duke (FSSO)       | 7 p.m.           |                              | Maryland at Indiana (ESPN2)            | 7:30 p.m.                    | Maine at Boston College              | Noon                                   | GT at Wake Forest (*Raycom)         | 8 p.m.                                   |   |
|       | Longwood at Virginia                | 7 p.m.           |                              | Michigan St at UNC (ESPN)              | 9 p.m.                       | Seton Hall vs. VT (ESPN2)            | 7:30 p.m.                              | 2/14                                | Boston College at FSU (FSN)              | 7:30 p.m.                                       |
|       | Presbyterian at Clemson             | 8 p.m.           |                              | Virginia Tech at Iowa (ESPN2)          | 9:30 p.m.                    | Georgia Tech at Charlotte            | TBA                                    | 2/16                                | Wake Forest at VT (ESPN2)                | 7 p.m.  |
|       | Charleston Southern at Md (CSN)     | 8 p.m.           | 12/2                         | Illinois at Clemson (ESPN)             | 7:15 p.m.                    | Maryland at UNC Greensboro (CSN)     | 1 p.m.                                 |                                     | North Carolina at GT (Raycom)            | 9 p.m.  |
|       | Oral Roberts at Wake Forest         | 8 p.m.           |                              | <b>Minnesota at Miami (ESPN)</b>       | <b>7:15 p.m.</b>             | Florida at NC State (FSN)            | 3 p.m.                                 | 2/17                                | Florida State at Virginia (ESPN)         | 7 p.m.  |
| 11/14 | <b>NC Central at Miami (SUN)</b>    | <b>4 p.m.</b>    |                              | BC at Michigan (ESPN2)                 | 7:30 p.m.                    | Xavier at Wake Forest (FSN)          | 5:30 p.m.                              |                                     | <b>Duke at Miami (ESPN)</b>              | <b>7 p.m.</b>                                   |
|       | Florida A&M at Georgia Tech         | 7 p.m.           |                              | Duke at Wisconsin (ESPN)               | 9:15 p.m.                    | <b>Miami at Pepperdine</b>           | <b>7 p.m.</b>                          |                                     | Maryland at NC State (RSN)               | 9 p.m.  |
| 11/15 | East Carolina vs. Wake Forest       | 2 p.m.           |                              | FSU at Ohio State (ESPN2)              | 9:30 p.m.                    | Clemson at Duke (FSN)                | 7:45 p.m.                              | 2/20                                | North Carolina at BC (CBS)               | Noon  |
|       | Valparaiso at North Carolina (FSFL) | 4 p.m.           |                              | Siena at Georgia Tech                  | 7 p.m.                       | UNC at Charleston (ESPN)             | 7 p.m.                                 |                                     | GT at Maryland (*Raycom)                 | 2 p.m.  |
|       | Brown at Virginia Tech @            | 4 p.m.           | 12/5                         | UNC at Kentucky (CBS)                  | 12:30 p.m.                   | Texas A&M-Corpus Christi at FSU      | 7 p.m.                                 |                                     | Wake Forest at NC State (*Raycom)        | 2 p.m.  |
| 11/16 | Coastal Carolina at Duke # (ESPN)   | 7 p.m.           |                              | St. John's at Duke (ESPN2)             | 3:30 p.m.                    | NIIT at Boston College               | 7 p.m.                                 |                                     | Virginia at Clemson (RSN)                | 4 p.m.  |
|       | Jacksonville at Florida State (SUN) | 7 p.m.           |                              | Wake Forest at Gonzaga (ESPN2)         | 5:30 p.m.                    | Texas-Pan American at Virginia       | 7 p.m.                                 | 2/21                                | Virginia Tech at Duke (FSN)              | 7:45 p.m.                                       |
|       | <b>Nova Southeastern at Miami</b>   | <b>7:30 p.m.</b> |                              | USC at Georgia Tech (FSSO)             | 6 p.m.                       | Georgia Tech at Georgia (CSS)        | 7 p.m.                                 | 2/23                                | <b>Virginia at Miami (RSN)</b>           | <b>7 p.m.</b>                                   |
|       | Virginia at South Florida           | 7:30 p.m.        |                              | NC State at Marquette                  | TBA                          | Holy Cross at NC State               | 7 p.m.                                 | 2/24                                | VT at Boston College (ESPN)              | 7 p.m.  |
| 11/17 | Clemson at Liberty (ESPN)           | 10 a.m.          | 12/6                         | South Carolina at Clemson (FSSO)       | 1 p.m.                       | Duke vs. Iowa State (ESPN2)          | 10 p.m.                                |                                     | FSU at North Carolina (ESPN)             | 7 p.m.  |
|       | TBD at Duke # (ESPN)                | 6 p.m.           |                              | FIU at Florida State (SUN)             | 1 p.m.                       | Virginia at NC State (Raycom)        | Noon                                   |                                     | Clemson at Maryland (Raycom)             | 9 p.m.  |
|       | St. Francis (NY) at Boston College  | 7 p.m.           |                              | <b>Miami at Boston College (FSN)</b>   | <b>3 p.m.</b>                | Duke at Georgia Tech (ESPN)          | 2 p.m.                                 | 2/25                                | Tulsa at Duke (ESPN2)                    | 7 p.m.  |
|       | UNC Greensboro at Virginia Tech     | 7 p.m.           |                              | Villanova vs. Md (FSSO/MASN)           | 7:30 p.m.                    | BC at Clemson (Raycom)               | 4 p.m.                                 | 2/27                                | BC at Georgia Tech (RSN)                 | Noon  |
|       | Fairfield at Maryland (CSN)         | 8 p.m.           |                              | Georgia at Virginia Tech               | TBA                          | <b>Wake Forest at Miami (ESPN)</b>   | <b>6 p.m.</b>                          |                                     | North Carolina at Wake Forest (CBS)      | 2 p.m.  |
| 11/18 | Stetson at Florida State            | TBA              | 12/7                         | Virginia at Auburn (CSS/CSN+)          | 8 p.m.                       | Florida State at Maryland (FSN)      | 5:30 p.m.                              |                                     | <b>NC State at Miami (*Raycom)</b>       | <b>4 p.m.</b>                                   |
|       | High Point at Wake Forest           | 8 p.m.           | 12/9                         | Harvard at Boston College              | 7 p.m.                       | Virginia Tech at UNC (FSN)           | 7:45 p.m.                              |                                     | Maryland at VT (*Raycom)                 | 4 p.m.  |
| 11/19 | Georgia Tech vs. Dayton \$          | 11:30 a.m.       | 12/9                         | VMI at Virginia Tech                   | 7:30 p.m.                    | NC State at Florida State (RSN)      | 7 p.m.                                 | 2/28                                | Clemson at Florida State (FSN)           | 5:30 p.m.                                       |
|       | <b>Miami vs. Tulane ^</b>           | <b>1:30 p.m.</b> | 12/12                        | Georgia Southern at NC State           | 2 p.m.                       | Maryland at Wake Forest (Raycom)     | 8 p.m.                                 |                                     | Duke at Virginia (FSN)                   | 7:45 p.m.                                       |
|       | Rider at Virginia %                 | 7 p.m.           |                              | Eastern Kentucky at Md (CSN)           | 4:30 p.m.                    | Boston College at Duke (ESPN)        | 7 p.m.                                 | 3/2                                 | Georgia Tech at Clemson (*Raycom)        | 8 p.m.  |
|       | UNC vs. Ohio State ! (ESPN2)        | 9 p.m.           |                              | Virginia Tech at Penn State (ESPN2)    | 7 p.m.                       | <b>Miami at VT (TheACC.com)</b>      | <b>7 p.m.</b>                          |                                     | <b>Miami at North Carolina (*Raycom)</b> | <b>8 p.m.</b>                                   |
| 11/20 | Georgia Tech vs. TBD \$ (ESPN)      | 1/3 p.m.         |                              | <b>South Carolina State at Miami</b>   | <b>7:30 p.m.</b>             | GT at Virginia (TheACC.com)          | 7 p.m.                                 | 3/3                                 | Wake Forest at Florida State (ESPN2)     | 7 p.m.  |
|       | NC State vs. Akron &                | 3:30 p.m.        |                              | Presbyterian at North Carolina         | 7:30 p.m.                    | North Carolina at Clemson (ESPN)     | 9 p.m.                                 |                                     | Virginia at Boston College (ESPN)        | 9 p.m.  |
|       | North Carolina vs. TBD ! (ESPN2)    | 5/7 p.m.         | 12/13                        | Elon at Wake Forest                    | 2 p.m.                       | Clemson at NC State (Raycom)         | TBA                                    |                                     | Duke at Maryland (ESPN)                  | 9 p.m.  |
|       | Boston College vs. St. Joseph's +   | 6 p.m.           |                              | Furman at Clemson                      | 4 p.m.                       | GT at North Carolina (ESPN)          | 2 p.m.                                 |                                     | NC State at VT (TheACC.com)              | 7 p.m.  |
|       | Clemson at UNC Greensboro (FSSO)    | 7 p.m.           |                              | Rhode Island at BC (FSN)               | 6:45 p.m.                    | Maryland at BC (Raycom)              | 4 p.m.                                 | 3/6                                 | <b>Florida State at Miami (ESPN2)</b>    | <b>Noon</b>                                     |
|       | New Hampshire at Maryland           | 8 p.m.           | 12/14                        | Georgia Tech at UTC (Sun)              | 7 p.m.                       | Virginia Tech at Florida State (RSN) | 6 p.m.                                 |                                     | Maryland at Virginia (Raycom)            | 1:30 p.m.                                       |
|       | <b>Miami vs. TBD ^</b>              | <b>TBD</b>       | 12/15                        | Gardner-Webb at Duke (ESPN2)           | 7 p.m.                       | <b>Miami at Virginia (ESPN)</b>      | <b>8 p.m.</b>                          |                                     | VT at Georgia Tech (Raycom)              | 4 p.m.  |
| 11/21 | Oral Roberts at Virginia %          | 2 p.m.           |                              | Georgia St at Florida State (FSFL)     | 7 p.m.                       | Wake Forest at Duke (FSN)            | 8 p.m.                                 |                                     | UNC at Duke (ESPN—Game Day)              | 9 p.m.  |
|       | Florida State at Mercer (SUN)       | 4:30 p.m.        | 12/16                        | Wake Forest at UNCW (ESPN)             | 7 p.m.                       | NC Central at Virginia Tech          | 8 p.m.                                 | 3/7                                 | BC at NC State (Raycom)                  | 2 p.m.  |
|       | Radford at Duke                     | 7 p.m.           |                              | <b>Miami at Stetson</b>                | <b>7 p.m.</b>                | Clemson at Georgia Tech (ESPN2)      | 7 p.m.                                 |                                     | Clemson at Wake Forest (FSN)             | 6 p.m.  |
|       | NC State vs. Austin Peay &          | 8:15 p.m.        |                              | Clemson at East Carolina               | 7 p.m.                       | Longwood at Maryland (CSN+)          | 8 p.m.                                 |                                     |  |   |
|       | Boston College vs. TBD +            | 8:30 p.m.        |                              | Arkansas-Pine Bluff at GT              | 8:30 p.m.                    | <b>Boston College at Miami (RSN)</b> | <b>9 p.m.</b>                          |                                     |  |   |
| 11/22 | NC State vs. Auburn &               | 8:15 p.m.        | 12/17                        | Auburn at Florida State (FSFL)         | 7 p.m.                       | Wake Forest at UNC (ESPN)            | 7 p.m.                                 |                                     |  |   |
|       | Boston College vs. TBD +            | TBD              |                              | Elon at NC State                       | 7 p.m.                       | Duke at NC State (Raycom)            | 9 p.m.                                 |                                     |  |   |
|       | Georgia Tech vs. TBD \$ (ESPN2)     | TBD              | 12/19                        | North Carolina at Texas (ESPN)         | 2 p.m.                       | BC at Virginia Tech (Raycom)         | 1:30 p.m.                              |                                     |  |   |
|       | <b>Miami vs. TBD ^</b>              | <b>TBD</b>       |                              | <b>Miami vs. Fla Atlantic ~ (SUN)</b>  | <b>4 p.m.</b>                | Virginia at Wake Forest (Raycom)     | 4 p.m.                                 |                                     |  |   |
| 11/23 | Virginia Tech at Campbell           | 7 p.m.           |                              | Gonzaga vs. Duke (CBS)                 | 4 p.m.                       | NC State at Maryland (ESPN2)         | 6 p.m.                                 |                                     |  |   |
|       | Winthrop at Clemson                 | 7:30 p.m.        |                              | UNC Wilmington at Virginia (CSN)       | 7 p.m.                       | Duke at Clemson (ESPN—Game Day)      | 9 p.m.                                 |                                     |  |   |
|       | Md vs. Chaminade = (ESPN)           | 9:30 p.m.        |                              | Col. of Charleston at Clemson (FSSO)   | TBA                          | GT at Florida State (Raycom)         | Noon                                   |                                     |  |   |
|       | Gardner-Webb at UNC (FSSO)          | 7:30 p.m.        |                              | Charleston Southern at VT              | 7 p.m.                       | Clemson at BC (ESPN2)                | 7 p.m.                                 |                                     |  |   |
|       | Boston College vs. TBD +            | TBD              | 12/20                        | Bryant at Boston College               | 4 p.m.                       | <b>Miami at Maryland (ESPN)</b>      | <b>7 p.m.</b>                          |                                     |  |   |
| 11/24 | Florida State at Florida (SUN)      | 7 p.m.           |                              | FSU at Georgia Tech (FSN)              | 5:30 p.m.                    | UNC at NC State (Raycom)             | 9 p.m.                                 |                                     |  |   |
|       | Winston-Salem St at Wake Forest     | 7:30 p.m.        |                              | NC State at Wake Forest (FSN)          | 7:45 p.m.                    | Florida State at Duke (ESPN)         | 9 p.m.                                 |                                     |  |   |
|       | Maryland vs. TBD =                  | TBD              | 12/21                        | NIIT at Virginia                       | 7 p.m.                       | Wake Forest at Georgia Tech (RSN)    | 7 p.m.                                 |                                     |  |   |
|       | Virginia vs. Stanford %             | TBA              |                              | <b>North Carolina A&amp;T at Miami</b> | <b>7:30 p.m.</b>             | Virginia Tech at Virginia (CSN)      | 7 p.m.                                 |                                     |  |   |
| 11/25 | Duke vs. TBD # (ESPN2)              | 7/9 p.m.         | 12/22                        | UT-Martin at Florida State (FSFL)      | 7 p.m.                       | 1/30                                 | Kentucky State at Georgia Tech         | 1 p.m.                              | CSN                                      | Comcast   |
|       | <b>Florida Gulf Coast at Miami</b>  | <b>7:30 p.m.</b> |                              | Kennesaw State at Georgia Tech         | 7 p.m.                       |                                      | Duke at Georgetown (CBS)               | 1 p.m.                              | CSS                                      | College Sports South                            |
|       | Maryland vs. TBD =                  | TBD              |                              | Marshall at North Carolina (FSSO)      | 7 p.m.                       |                                      | NC Central at NC State                 | 2 p.m.                              | FSN                                      | Fox Sports Net & Affiliates                     |
|       | Virginia vs. TBD <                  | TBD              |                              | UMBC at Virginia Tech                  | 7 p.m.                       |                                      | FSU at Boston College (Raycom)         | 3 p.m.                              | FSSO                                     | Fox Sports South                                |
| 11/26 | Clemson vs. Texas A&M < (ESPN2)     | 4:30 p.m.        |                              | Western Carolina at Clemson            | 7:30 p.m.                    | 1/31                                 | <b>Virginia Tech at Miami (Raycom)</b> | <b>1 p.m.</b>                       | FSFL                                     | Fox Sports Florida                              |
|       | Florida State vs. Iona > (ESPN)     | 9 p.m.           |                              | Winston-Salem St at Md (CSN+)          | 8 p.m.                       |                                      | Maryland at Clemson (FSN)              | 5:30 p.m.                           | NESN                                     | New England Sports Network                      |
| 11/27 | Mercer at Georgia Tech              | 4 p.m.           | 12/23                        | Massachusetts at Boston College        | 7 p.m.                       |                                      | Virginia at North Carolina (FSN)       | 7:45 p.m.                           | RSN                                      | Regional Sports Network (CSN, NESN, FSSO, FSFL) |
|       | Virginia Tech vs. Temple @          | 8:30 p.m.        |                              | Hampton at Virginia                    | 7 p.m.                       | 2/2                                  | <b>Miami at Wake Forest (ESPN2)</b>    | <b>7 p.m.</b>                       |  |   |
|       | Duke vs. TBD #                      | TBD              |                              | NC State at Arizona (FSN)              | 10:30 p.m.                   | 2/3                                  | NC State at Virginia (ESPN)            | 7 p.m.                              | SUN                                      | Sunshine  |
|       | Clemson vs. TBD <                   | TBD              | 12/27                        | Florida Atlantic at Maryland           | 2 p.m.                       | 2/4                                  | Georgia Tech at Duke (ESPN)            | 7 p.m.                              |  | *denotes Raycom split telecast                  |
|       | Florida State vs. TBD >             | TBD              | 12/28                        | Wake Forest at UNC Greensboro          | 7 p.m.                       |                                      | Maryland at Florida State (*Raycom)    | 9 p.m.                              |  |   |
| 11/28 | <b>USC Upstate at Miami</b>         | <b>1 p.m.</b>    |                              | Rutgers at UNC (ESPN2)                 | 8:30 p.m.                    |                                      | UNC at Virginia Tech (*Raycom)         | 9 p.m.                              |  |   |
|       | William & Mary at Wake Forest       | 2 p.m.           | 12/29                        | Winston-Salem St at Georgia Tech       | 1 p.m.                       | 2/6                                  | Wake Forest at Virginia (Raycom)       | Noon                                |  |   |
|       | Virginia Tech vs. Delaware @        | 6:15 p.m.        |                              | Long Beach State at Duke (FSSO)        | 7 p.m.                       |                                      | Duke at Boston College (ESPN)          | 2 p.m.                              |  |   |
|       | Boston College at Providence        | 7 p.m.           |                              | Winthrop at NC State                   | 7 p.m.                       |                                      | NC State at Georgia Tech (*Raycom)     | 4 p.m.                              |  |   |
| 11/29 | New Orleans at NC State             | 2 p.m.           |                              | S.C. State at Clemson                  | 7:30 p.m.                    |                                      | Clemson at Virginia Tech (*Raycom)     | 4 p.m.                              |  |   |
|       | Nevada at North Carolina (FSN)      | 6:45 p.m.        | 12/30                        | Longwood at Virginia Tech              | 2 p.m.                       |                                      | <b>Miami at Florida State (ESPN)</b>   | <b>8 p.m.</b>                       |  |   |
|       | Clemson vs. TBD <                   | TBD              |                              | South Carolina at Boston College       | 7 p.m.                       | 2/7                                  | North Carolina at Maryland (FSN)       | 2 p.m.                              |  |   |
|       | Florida State vs. TBD >             | TBD              |                              | UAB at Virginia                        | 7 p.m.                       | 2/9                                  | Boston College at Wake Forest (RSN)    | 7 p.m.                              |  |   |
|       |                                     |                  |                              | Albany at North Carolina (ESPN)        | 7 p.m.                       | 2/10                                 | Florida State at Clemson (ESPN2)       | 7 p.m.                              |  |   |
|       |                                     |                  |                              | William & Mary at Md (CSN)             | 7:30 p.m.                    |                                      | Virginia at Maryland (ESPN)            | 7 p.m.                              |  |   |
|       |                                     |                  |                              | <b>Bethune-Cookman at Miami</b>        | <b>7:30 p.m.</b>             |                                      | <b>GT at Miami (TheACC.com)</b>        | <b>7 p.m.</b>                       |  |   |
|       |                                     |                  |                              |  |                              |                                      | Virginia Tech at NC State (ESPN)       | 9 p.m.                              |  |   |
|       |                                     |                  |                              |  |                              |                                      | Duke at UNC (Raycom/ESPN)              | 9 p.m.                              |  |   |

## ALL TIMES EASTERN

|    |                                      |
|----|--------------------------------------|
| !  | 2K Sports Coaches vs. Cancer Classic |
| @  | Philly Hoop Group Classic            |
| #  | NIT Season Tip-Off                   |
| \$ | Puerto Rico Tip Off                  |
| %  | Charleston Classic                   |
| &  | Cancun Challenge                     |
| +  | Glenn Wilkes Classic                 |
| =  | Paradise Jam                         |
| <  | Maui Invitational                    |
| >  | 76 Classic                           |
| ~  | Old Spice Classic                    |
| ~  | Orange Bowl Classic                  |

|      |   |
|------|---|
| CSN  | Comcast   |
| CSS  | College Sports South                            |
| FSN  | Fox Sports Net & Affiliates                     |
| FSSO | Fox Sports South                                |
| FSFL | Fox Sports Florida                              |
| NESN | New England Sports Network                      |
| RSN  | Regional Sports Network (CSN, NESN, FSSO, FSFL) |
| SUN  | Sunshine  |

\*denotes Raycom split telecast



2008-09 REVIEW



## 2008-09 IN REVIEW

### PLAY ON

Advancing to the second round of the National Invitation Tournament, the Hurricanes competed in the postseason for the fourth time in five seasons under head coach **Frank Haith** en route to a 19-13 final record. In addition, Miami has advanced past the first round of postseason play in back-to-back seasons and in each of its last three trips to the postseason (2009 NIT, 2008 NCAA, 2006 NIT).

### GOTTA HAVE HAITH

With four postseason wins in five years at the helm, head coach **Frank Haith** has more postseason victories than any other coach in Miami men's basketball history.

Since the return of Miami's men's basketball program in 1985-86, the Hurricanes have won 19-plus games six times — including in back-to-back seasons under head coach Frank Haith. Overall, Miami has reached 19 wins 13 times in program history.

### FIRST CLASS

**Jack McClinton** earned his second-straight First Team All-ACC honors and was an NABC All-District selection, in addition to being named to the Mid-Season Naismith List and Preseason Wooden List. The senior sharpshooter wrapped up his Hurricane career as the ACC's all-time leader in three-point field goal percentage (.440) and has led the league in three-pointers per game in three-straight seasons and in three-point field goal percentage twice — including a league-leading 3.2 three-pointers per game at a .453 clip in 2008-09. In addition, the Baltimore-native closed his career with a UM-best 35-game three-point streak — including hitting a career-high tying seven treys versus North Carolina and at Providence — and holds the Miami records for career three-pointers (286), single-season three-pointers (101 in 2008-09), three-point field goal percentage in a game (1.000) and career three-point field goal percentage (.440).

### THAT WILL LEAVE A MARK

**Jack McClinton**, who finishes his three-year Miami career seventh among the program's all-time leading scorers with 1,702 points, became just the seventh Hurricane in school history to lead the team in scoring for at least three-straight seasons. He posted three-straight 30-point games versus Wake Forest (32), Duke (34) and North Carolina (35), becoming the first Hurricane to post three-straight 30-point games in 20 years and the only ACC player to do so in 2008-09.

### IT'S ALL IN YOUR MIND

**Jack McClinton** was also named to the ACC All-Academic Men's Basketball Team for the second-straight season — and was the only All-ACC pick to do so. Miami and Duke lead all ACC teams with seven All-ACC Academic Men's Basketball Team selections over the last four years. In addition, McClinton was honored with the 2008-09 Skip Prosser Award, given to the top men's basketball scholar-athlete in the ACC. In addition, he received the Weaver-James-Corrigan Honorary Award that is granted by the ACC for outstanding performance in both athletics and academics.

### FROM DOWNTOWN

Despite moving the three-point line back, the Hurricanes hit a school-record 251 three-pointers in 2008-09, including a school-record 101 from **Jack McClinton**. The 'Canes bested their previous high of 236 set in 2001-02 and 2007-08.

### DON'T EVER GIVE UP

After recovering from back-to-back season-ending injuries, **Adrian Thomas** was the recipient of the 2008-09 Bob Bradley Spirit & Courage Award presented by the Atlantic Coast Sports Media Association to an ACC men's or women's basketball player, coach or team administrator who overcomes significant adversity to become a valuable contributor to his/her program and university. Thomas was a key player for the Hurricanes in 2008-09, appearing in all 32 games and hitting a three-point-er in 14-straight games — the 10th longest streak in school history, including a career-best 4-for-5 effort in the upset of Wake Forest.

### AIR TIME

In 2008-09, Miami appeared on network television a school-record 13 times.

### U COME HERE OFTEN

**Brian Asbury** set a school record in appearances, playing in 130 games over his four-year career. He played in all but two games over his career (both as a freshman), including 32-straight starts between the 2006-07 and the 2007-08 seasons.

### BLOCK PARTY

**Jimmy Graham** played in 120 games, tying for eighth-most appearances in program history, while his 104 career blocked shots also rank eighth in the Miami record book.



## BY THE NUMBERS

- 1 Despite moving back the arc, Miami's 251 three-pointers in 2008-09 rank first in UM history for single-season three-pointers
- 2 **Dwayne Collins** ranks second among the ACC's active career rebounders (654) heading into the 2009-10 season
- 5 Five of Miami's ACC losses in 2008-09 were by five points or less
- 6 **James Dews** needs just six three-pointers to rank among UM's top 10 in career threes
- 13 **Frank Haith's** Hurricanes have defeated 13 ranked teams in five seasons, including a pair of ranked teams in 2008-09
- 13 The Hurricanes appeared on network television a school-record 13 times in 2008-09
- 14 **Dwayne Collins'** 14 career double-doubles are sixth-most in UM history and fourth-most among returning ACC players in 2009-10
- 24 Miami ranked 24th in the nation in field goal percent defense (.396) in 2008-09
- 30 Miami ranked 30th in the nation in rebound margin (+5.2) in 2008-09 — the best for the Hurricanes since a +10.5 margin in 1969

## STRENGTH OF SCHEDULE

The Hurricanes played five games versus teams that were ranked No.1 this season and played four of the five teams that have been atop the polls in 2008-09 — UConn, North Carolina, Wake Forest and Duke.

## AWAKENING

Miami defeated then No. 6/7 Wake Forest on Feb. 4, 79-52. That 27-point win — UM's second over a ranked opponent in 2008-09 — was the largest margin of victory over a ranked opponent in school history and was also Miami's largest margin of victory in ACC play.

## ROAD WARRIORS

In 2008-09 alone, the Hurricanes played at some of the most historic venues in college basketball — Rupp Arena (Dec. 6 vs. Kentucky), Madison Square Garden (Dec. 27 vs. St. John's), the Dean E. Smith Center (Jan. 17 vs. North Carolina) and Cameron Indoor Stadium (Feb. 7 vs. Duke).

Miami's 20-point halftime lead (46-26) at Kentucky was the largest by an opponent at Rupp Arena since Jan. 12, 1980.

With their 77-71 win over No. 17/24 Boston College, the Hurricanes won their fourth straight off their home court and snapped a 10-year drought in Chestnut Hill.



JIMMY GRAHAM



BRIAN ASBURY



**ADRIAN THOMAS** was the 2009 recipient of the Bob Bradley Spirit & Courage Award. (Shown with (L to R) Wake Forest Faculty Athletic Representative Dr. Richard Carmichael, ACC Commissioner John Swofford and the family of the late Clemson SID Bob Bradley.)

With the 70-56 win over St. John's on Dec. 27, fifth-year head coach **Frank Haith** added Madison Square Garden to the list of notable venues in which his Hurricanes have won. Haith's Hurricanes won at Kentucky's Rupp Arena on Dec. 6, and have also won on the home court of both North Carolina and Florida during his tenure.

## POLL POSITION

Miami opened the 2008-09 season ranked among the nation's top 25 in both preseason polls for just the second time in program history. The Hurricanes were No. 16 in the preseason USA Today/ESPN Top 25 Coaches' Poll — tying the highest preseason ranking in program history — and No. 17 in the preseason Associated Press Poll — marking the team's highest preseason ranking in the AP Poll.

## RAISING 'CANES

Miami's 2009-10 signing class was ranked among the Top 25 by both ESPN and Scout with three signees among ESPN's top 100 prospects.

## BATTLING THE ACC

Competing in the nation's top-ranked men's basketball conference is always challenging. Five of Miami's nine regular-season ACC losses were decided by five points or less — including three in overtime.

Miami held No. 3/3 North Carolina to a season-low 69 points — 23.7 points below its season average, including a season-low 29 in the first half. In addition, UM kept 2008 National Player of the Year Tyler Hansbrough out of double-digits for just the second time in the last two seasons.

Miami took a 13-point lead into halftime in its effort at No. 3/4 Duke, while its defense kept Duke to just 19 first-half points on .194 shooting — the lowest output in a half for the Blue Devils at Cameron Indoor Stadium since Jan. 30, 1982.

## ACADEMIC AWARDS AND SPECIAL HONORS

**All-ACC Academic Team**  
Jack McClinton

**Skip Prosser Award**  
Jack McClinton

**Weaver-James-Corrigan Honorary Award**  
Jack McClinton

**Bob Bradley Spirit & Courage Award**  
Adrian Thomas

## ATHLETIC HONORS

**All-ACC First Team**  
Jack McClinton

**NABC All-District II First Team**  
Jack McClinton

**Mid-Season Naismith List**  
Jack McClinton

**Preseason Wooden List**  
Jack McClinton

**Preseason All-ACC Team**  
Jack McClinton

**ACC Player of the Week**  
Jack McClinton

# 2008-09 RESULTS

|                | OVERALL | HOME | AWAY | NEUTRAL |
|----------------|---------|------|------|---------|
| ALL GAMES      | 19-13   | 12-4 | 5-7  | 2-2     |
| CONFERENCE     | 7-9     | 5-3  | 2-6  | 0-0     |
| NON-CONFERENCE | 12-4    | 7-1  | 3-1  | 2-2     |

| DATE     | OPPONENT                      | UM RANK | RESULTS       | RECORD     | HIGH POINTS             | HIGH REBOUNDS        | ATTEND |
|----------|-------------------------------|---------|---------------|------------|-------------------------|----------------------|--------|
| 11/15/08 | FLORIDA SOUTHERN              | 17/16   | W, 96-60      | 1-0        | (18) McClinton, Collins | (16) Collins         | 4,206  |
| 11/21/08 | vs. Southern Miss !           | 17/16   | W, 70-60      | 2-0        | (14) Collins            | (9) Collins          | 1,735  |
| 11/23/08 | vs. No. 2/2 UConn !           | 17/16   | L, 63-76      | 2-1        | (27) McClinton          | (14) Collins         | 3,271  |
| 11/24/08 | vs. San Diego !               | 22/21   | W, 80-45      | 3-1        | (14) Asbury             | (13) Graham          | 3,691  |
| 11/29/08 | STETSON                       | 22/21   | W, 79-65      | 4-1        | (14) McGowan            | (8) Graham, McGowan  | 3,777  |
| 12/2/08  | OHIO STATE @                  | 22/21   | L, 68-73      | 4-2        | (14) Hurdle             | (12) McGowan         | 5,870  |
| 12/6/08  | at Kentucky                   | 22/21   | W, 73-67      | 5-2        | (23) McClinton          | (8) McGowan          | 24,109 |
| 12/12/08 | FIU                           | RV/25   | W, 76-50      | 6-2        | (15) Dews               | (7) Graham           | 4,510  |
| 12/14/08 | ROBERT MORRIS                 | RV/25   | W, 70-62      | 7-2        | (24) McClinton          | (9) McClinton        | 1,812  |
| 12/21/08 | No. 25/25 CLEMSON *           | RV/RV   | L, 72-91      | 7-3, 0-1   | (20) McClinton          | (8) Asbury           | 4,755  |
| 12/27/08 | at St. John's +               | RV/RV   | W, 70-56      | 8-3        | (20) McClinton          | (7) Asbury, Collins  | 4,998  |
| 12/31/08 | NORTH FLORIDA                 | —/RV    | W, 94-41      | 9-3        | (17) McGowan, McClinton | (13) Gamble          | 2,405  |
| 1/3/09   | NORTH CAROLINA CENTRAL        | —/RV    | W, 76-42      | 10-3       | (16) Dews               | (10) McGowan         | 2,458  |
| 1/5/09   | FLORIDA ATLANTIC              | RV/—    | W, 85-69      | 11-3       | (24) Collins            | (9) Collins          | 2,406  |
| 1/10/09  | at No. 24/17 Boston College * | RV/—    | W, 77-71      | 12-3, 1-1  | (13) Asbury, Collins    | (8) Graham           | 7,623  |
| 1/14/09  | MARYLAND *                    | RV/RV   | W, 62-60      | 13-3, 2-1  | (18) McClinton          | (9) Collins          | 4,651  |
| 1/17/09  | at No. 5/5 North Carolina *   | RV/RV   | L, 65-82      | 13-4, 2-2  | (21) McClinton          | (10) Graham          | 21,750 |
| 1/21/09  | FLORIDA STATE *               | RV/RV   | W, 75-69      | 14-4, 3-2  | (28) McClinton          | (11) Collins         | 6,912  |
| 1/25/09  | VIRGINIA TECH *               | RV/RV   | L, 83-88 (OT) | 14-5, 3-3  | (23) Collins            | (7) Asbury, McGowan  | 5,839  |
| 1/27/09  | at NC State *                 |         | L, 81-84 (OT) | 14-6, 3-4  | (27) McClinton          | (8) Graham           | 15,244 |
| 1/31/09  | at Maryland *                 |         | L, 68-73      | 14-7, 3-5  | (18) McClinton          | (9) Asbury           | 17,950 |
| 2/4/09   | No. 7/6 WAKE FOREST *         |         | W, 79-52      | 15-7, 4-5  | (32) McClinton          | (11) Graham          | 5,792  |
| 2/7/09   | at No. 4/3 Duke *             |         | L, 75-78 (OT) | 15-8, 4-6  | (34) McClinton          | (8) Asbury           | 9,314  |
| 2/15/09  | No. 3/3 NORTH CAROLINA *      | RV/—    | L, 65-69      | 15-9, 4-7  | (35) McClinton          | (15) Graham          | 7,200  |
| 2/18/09  | at Florida State *            | RV/RV   | L, 67-80      | 15-10, 4-8 | (19) Dews               | (7) Dews, Collins    | 10,458 |
| 2/21/09  | BOSTON COLLEGE *              | RV/RV   | W, 69-58      | 16-10, 5-8 | (22) McClinton          | (5) Asbury           | 4,979  |
| 2/26/09  | at Virginia *                 |         | W, 62-55      | 17-10, 6-8 | (13) Asbury             | (7) Graham           | 9,392  |
| 3/4/09   | at Georgia Tech *             |         | L, 68-78      | 17-11, 6-9 | (16) Asbury             | (15) Asbury, Collins | 7,170  |
| 3/7/09   | NC STATE *                    |         | W, 72-64      | 18-11, 7-9 | (24) McClinton          | (7) Asbury           | 5,027  |
| 3/12/09  | vs. Virginia Tech ^           |         | L, 47-65      | 18-12      | (9) McClinton, Thomas   | (5) McGowan          | 26,352 |
| 3/18/09  | at Providence #               |         | W, 78-66      | 19-12      | (25) McClinton          | (12) Collins         | 5,645  |
| 3/20/09  | at Florida #                  |         | L, 60-74      | 19-13      | (17) Collins            | (8) Collins          | 6,525  |

! Paradise Jam (U.S. Virgin Islands) | @ ACC/Big Ten Challenge  
+ Played at Madison Square Garden | \* ACC game  
^ ACC Tournament (Atlanta, Ga.) | # National Invitation Tournament

Rankings listed AP/ ESPN/USA Today Coaches Poll

BRIAN ASBURY



# 2008-09 STATISTICS

## ALL GAMES (19-13)

| ##        | Player         | GP-GS | Min-Avg   | TOTAL    |      | 3-PTS   |      | REBOUNDS |      |         |           |        |     |     | PF-FO | A   | TO        | Blk | Stl | Pts-Avg |
|-----------|----------------|-------|-----------|----------|------|---------|------|----------|------|---------|-----------|--------|-----|-----|-------|-----|-----------|-----|-----|---------|
|           |                |       |           | FG-FGA   | Pct  | 3FG-FGA | Pct  | FT-FTA   | Pct  | Off-Def | Tot-Avg   |        |     |     |       |     |           |     |     |         |
| 33        | Jack McClinton | 32-31 | 1030-32.2 | 200-445  | .449 | 101-223 | .453 | 116-131  | .885 | 18-81   | 99-3.1    | 52-2   | 91  | 84  | 1     | 24  | 617-19.3  |     |     |         |
| 21        | Dwayne Collins | 31-31 | 772-24.9  | 109-193  | .565 | 0-0     | .000 | 112-192  | .583 | 95-132  | 227-7.3   | 57-0   | 41  | 59  | 11    | 31  | 330-10.6  |     |     |         |
| 23        | James Dews     | 32-16 | 809-25.3  | 94-239   | .393 | 44-132  | .333 | 31-41    | .756 | 15-71   | 86-2.7    | 66-0   | 43  | 29  | 4     | 25  | 263-8.2   |     |     |         |
| 32        | Brian Asbury   | 32-19 | 774-24.2  | 90-210   | .429 | 16-65   | .246 | 60-79    | .759 | 61-100  | 161-5.0   | 40-0   | 39  | 39  | 15    | 30  | 256-8.0   |     |     |         |
| 01        | Lance Hurdle   | 31-23 | 802-25.9  | 73-210   | .348 | 28-82   | .341 | 52-77    | .675 | 10-39   | 49-1.6    | 68-1   | 89  | 46  | 4     | 20  | 226-7.3   |     |     |         |
| 30        | Adrian Thomas  | 32-2  | 550-17.2  | 59-147   | .401 | 40-112  | .357 | 4-6      | .667 | 37-37   | 74-2.3    | 67-2   | 29  | 33  | 5     | 19  | 162-5.1   |     |     |         |
| 05        | Eddie Rios     | 13-4  | 160-12.3  | 21-48    | .438 | 11-24   | .458 | 8-12     | .667 | 5-13    | 18-1.4    | 9-0    | 17  | 19  | 1     | 4   | 61-4.7    |     |     |         |
| 20        | Cyrus McGowan  | 32-22 | 480-15.0  | 46-123   | .374 | 10-31   | .323 | 45-64    | .703 | 60-80   | 140-4.4   | 58-1   | 15  | 42  | 19    | 10  | 147-4.6   |     |     |         |
| 00        | Jimmy Graham   | 30-9  | 562-18.7  | 51-105   | .486 | 0-0     | .000 | 18-45    | .400 | 54-123  | 177-5.9   | 65-2   | 19  | 32  | 36    | 18  | 120-4.0   |     |     |         |
| 31        | DeQuan Jones   | 32-3  | 353-11.0  | 33-98    | .337 | 1-13    | .077 | 19-30    | .633 | 20-35   | 55-1.7    | 33-0   | 15  | 30  | 12    | 10  | 86-2.7    |     |     |         |
| 45        | Julian Gamble  | 24-0  | 179-7.5   | 20-46    | .435 | 0-0     | .000 | 17-29    | .586 | 22-39   | 61-2.5    | 23-0   | 8   | 4   | 14    | 3   | 57-2.4    |     |     |         |
| 10        | Mark Warren    | 1-0   | 1-1.0     | 0-0      | .000 | 0-0     | .000 | 0-0      | .000 | 0-0     | 0-0.0     | 0-0    | 0   | 0   | 0     | 0   | 0-0.0     |     |     |         |
| 25        | Ryan Quigtar   | 3-0   | 3-1.0     | 0-1      | .000 | 0-0     | .000 | 0-0      | .000 | 0-0     | 0-0.0     | 1-0    | 0   | 0   | 0     | 0   | 0-0.0     |     |     |         |
| TM TEAM   |                |       |           |          |      |         |      |          |      | 66-59   | 125-3.9   |        |     |     | 10    |     |           |     |     |         |
| Total     |                | 32    | 6475      | 796-1865 | .427 | 251-682 | .368 | 482-706  | .683 | 463-809 | 1272-39.8 | 539-8  | 406 | 427 | 122   | 194 | 2325-72.7 |     |     |         |
| Opponents |                | 32    | 6475      | 738-1863 | .396 | 226-703 | .321 | 421-579  | .727 | 378-729 | 1107-34.6 | 618-18 | 427 | 412 | 125   | 205 | 2123-66.3 |     |     |         |

| SCORE BY PERIODS: | 1st  | 2nd  | OT | TOTAL |
|-------------------|------|------|----|-------|
| Miami             | 1058 | 1243 | 24 | 2325  |
| Opponents         | 963  | 1125 | 35 | 2123  |

## ACC GAMES (7-9)

| ## | Player         | GP-GS | Min-Avg  | TOTAL   |      | 3-PTS   |      | FT-FTA  | Pct  | REBOUNDS |          |       | PF-FO | A   | TO | Blk | Stl       | Pts-Avg |
|----|----------------|-------|----------|---------|------|---------|------|---------|------|----------|----------|-------|-------|-----|----|-----|-----------|---------|
|    |                |       |          | FG-FGA  | Pct  | 3FG-FGA | Pct  |         |      | Off-Def  | Tot-Avg  |       |       |     |    |     |           |         |
| 33 | Jack McClinton | 16-16 | 560-35.0 | 113-254 | .445 | 53-117  | .453 | 69-77   | .896 | 10-41    | 51-3.2   | 28-2  | 45    | 42  | 1  | 11  | 348-21.8  |         |
| 32 | Brian Asbury   | 16-13 | 438-27.4 | 57-118  | .483 | 11-37   | .297 | 32-43   | .744 | 36-51    | 87-5.4   | 22-0  | 20    | 22  | 9  | 16  | 157-9.8   |         |
| 21 | Dwayne Collins | 15-15 | 378-25.2 | 52-99   | .525 | 0-0     | .000 | 39-77   | .506 | 50-50    | 100-6.7  | 23-0  | 19    | 27  | 2  | 13  | 143-9.5   |         |
| 23 | James Dews     | 16-5  | 408-25.5 | 46-113  | .407 | 21-62   | .339 | 16-21   | .762 | 8-31     | 39-2.4   | 33-0  | 23    | 15  | 4  | 11  | 129-8.1   |         |
| 05 | Eddie Rios     | 1-0   | 17-17.0  | 3-7     | .429 | 2-3     | .667 | 0-2     | .000 | 2-3      | 5-5.0    | 2-0   | 1     | 5   | 0  | 0   | 8-8.0     |         |
| 01 | Lance Hurdle   | 16-12 | 408-25.5 | 36-105  | .343 | 16-41   | .390 | 23-35   | .657 | 4-19     | 23-1.4   | 40-1  | 43    | 27  | 0  | 11  | 111-6.9   |         |
| 30 | Adrian Thomas  | 16-2  | 359-22.4 | 39-89   | .438 | 29-73   | .397 | 1-2     | .500 | 20-22    | 42-2.6   | 47-2  | 19    | 18  | 3  | 12  | 108-6.8   |         |
| 00 | Jimmy Graham   | 16-8  | 325-20.3 | 25-58   | .431 | 0-0     | .000 | 5-18    | .278 | 29-73    | 102-6.4  | 34-1  | 11    | 19  | 21 | 12  | 55-3.4    |         |
| 20 | Cyrus McGowan  | 16-7  | 184-11.5 | 16-44   | .364 | 2-13    | .154 | 12-16   | .750 | 20-26    | 46-2.9   | 25-0  | 6     | 18  | 9  | 5   | 46-2.9    |         |
| 31 | DeQuan Jones   | 16-2  | 153-9.6  | 11-41   | .268 | 1-7     | .143 | 4-8     | .500 | 5-18     | 23-1.4   | 14-0  | 5     | 16  | 5  | 3   | 27-1.7    |         |
| 45 | Julian Gamble  | 9-0   | 45-5.0   | 3-10    | .300 | 0-0     | .000 | 2-6     | .333 | 5-11     | 16-1.8   | 4-0   | 1     | 1   | 1  | 0   | 8-0.9     |         |
| 25 | Ryan Quigtar   | 1-0   | 0-0.0    | 0-0     | .000 | 0-0     | .000 | 0-0     | .000 | 0-0      | 0-0.0    | 0-0   | 0     | 0   | 0  | 0   | 0-0.0     |         |
| TM | TEAM           |       |          |         |      |         |      |         |      | 37-32    | 69-4.3   |       |       | 6   |    |     |           |         |
|    | Total          | 16    | 3275     | 401-938 | .428 | 135-353 | .382 | 203-305 | .666 | 226-377  | 603-37.7 | 272-6 | 193   | 216 | 55 | 94  | 1140-71.2 |         |
|    | Opponents      | 16    | 3275     | 400-950 | .421 | 132-363 | .364 | 220-289 | .761 | 199-369  | 568-35.5 | 285-9 | 225   | 195 | 65 | 110 | 1152-72.0 |         |

| SCORE BY PERIODS: | 1st | 2nd | OT | TOTAL |
|-------------------|-----|-----|----|-------|
| Miami             | 476 | 640 | 24 | 1140  |
| Opponents         | 509 | 608 | 35 | 1152  |

## POSTSEASON ACC & NIT GAMES (1-2)

| ## | Player         | GP-GS | TOTAL    |        |      | 3-PTS   |      | FT-FTA | Pct   | REBOUNDS |          |      | PF-FO | A  | TO | Blk | Stl      | Pts-Avg |
|----|----------------|-------|----------|--------|------|---------|------|--------|-------|----------|----------|------|-------|----|----|-----|----------|---------|
|    |                |       | Min-Avg  | FG-FGA | Pct  | 3FG-FGA | Pct  |        |       | Off-Def  | Tot-Avg  |      |       |    |    |     |          |         |
| 33 | Jack McClinton | 3-3   | 104-34.7 | 18-44  | .409 | 11-29   | .379 | 0-0    | .000  | 0-9      | 9-3.0    | 8-0  | 7     | 13 | 0  | 5   | 47-15.7  |         |
| 21 | Dwayne Collins | 3-3   | 69-23.0  | 7-17   | .412 | 0-0     | .000 | 15-20  | .750  | 6-17     | 23-7.7   | 5-0  | 2     | 11 | 3  | 5   | 29-9.7   |         |
| 01 | Lance Hurdle   | 3-2   | 102-34.0 | 8-25   | .320 | 3-12    | .250 | 1-2    | .500  | 2-4      | 6-2.0    | 10-0 | 14    | 3  | 0  | 1   | 20-6.7   |         |
| 32 | Brian Asbury   | 3-3   | 75-25.0  | 6-15   | .400 | 2-6     | .333 | 5-5    | 1.000 | 3-9      | 12-4.0   | 4-0  | 1     | 3  | 1  | 2   | 19-6.3   |         |
| 00 | Jimmy Graham   | 3-1   | 45-15.0  | 7-11   | .636 | 0-0     | .000 | 4-8    | .500  | 8-3      | 11-3.7   | 7-0  | 1     | 2  | 1  | 3   | 18-6.0   |         |
| 23 | James Dews     | 3-1   | 81-27.0  | 6-20   | .300 | 3-13    | .231 | 2-2    | 1.000 | 3-4      | 7-2.3    | 7-0  | 6     | 1  | 0  | 2   | 17-5.7   |         |
| 30 | Adrian Thomas  | 3-0   | 58-19.3  | 6-19   | .316 | 4-14    | .286 | 0-1    | .000  | 2-2      | 4-1.3    | 6-0  | 1     | 7  | 1  | 4   | 16-5.3   |         |
| 45 | Julian Gamble  | 3-0   | 11-3.7   | 4-5    | .800 | 0-0     | .000 | 1-1    | 1.000 | 1-1      | 2-0.7    | 1-0  | 0     | 1  | 1  | 0   | 9-3.0    |         |
| 20 | Cyrus McGowan  | 3-2   | 37-12.3  | 2-7    | .286 | 0-1     | .000 | 2-2    | 1.000 | 5-4      | 9-3.0    | 5-0  | 2     | 3  | 0  | 0   | 6-2.0    |         |
| 31 | DeQuan Jones   | 3-0   | 18-6.0   | 2-6    | .333 | 0-0     | .000 | 0-2    | .000  | 1-1      | 2-0.7    | 0-0  | 2     | 1  | 0  | 1   | 4-1.3    |         |
| TM | TEAM           |       |          |        |      |         |      |        |       | 2-4      | 6-2.0    |      |       | 1  |    |     |          |         |
|    | Total          | 3     | 600      | 66-169 | .391 | 23-75   | .307 | 30-43  | .698  | 33-58    | 91-30.3  | 53-0 | 36    | 45 | 7  | 23  | 185-61.7 |         |
|    | Opponents      | 3     | 600      | 67-152 | .441 | 22-69   | .391 | 49-69  | .710  | 33-74    | 107-35.7 | 49-1 | 46    | 48 | 5  | 19  | 205-68.3 |         |

| SCORE BY PERIODS: | 1st | 2nd | TOTAL |
|-------------------|-----|-----|-------|
| Miami             | 89  | 96  | 185   |
| Opponents         | 104 | 101 | 205   |



# GAME-BY-GAME STATISTICS

| OPPONENT                           | DATE     | SCORE | W/L    | FG-FGA | PCT  | 3FG-FGA | PCT  | FT-FTA | PCT   | OFF-DEF | REB-AVG | PF | A  | TO | BLK | STL | PTS-AVG |
|------------------------------------|----------|-------|--------|--------|------|---------|------|--------|-------|---------|---------|----|----|----|-----|-----|---------|
| at MIAMI                           | 11/15/08 | 96-60 | W      | 35-75  | .467 | 8-18    | .444 | 18-23  | .783  | 20-36   | 56-56.0 | 19 | 20 | 15 | 4   | 8   | 96-96.0 |
| Florida Southern                   |          |       |        | 19-67  | .284 | 6-22    | .273 | 16-23  | .696  | 14-23   | 37-37.0 | 16 | 12 | 17 | 4   | 6   | 60-60.0 |
| MIAMI                              | 11/21/08 | 70-60 | W      | 21-47  | .447 | 6-20    | .300 | 22-30  | .733  | 8-25    | 33-44.5 | 17 | 12 | 13 | 4   | 7   | 70-83.0 |
| vs. Southern Miss                  |          |       |        | 23-59  | .390 | 2-12    | .167 | 12-18  | .667  | 12-23   | 35-36.0 | 25 | 9  | 10 | 0   | 3   | 60-60.0 |
| MIAMI                              | 11/23/08 | 63-76 | L      | 24-68  | .353 | 7-18    | .389 | 8-14   | .571  | 18-19   | 37-42.0 | 21 | 7  | 11 | 3   | 1   | 63-76.3 |
| vs. UConn                          |          |       |        | 29-61  | .475 | 3-10    | .300 | 15-22  | .682  | 15-27   | 42-38.0 | 15 | 15 | 14 | 9   | 6   | 76-65.3 |
| MIAMI                              | 11/24/08 | 80-45 | W      | 26-47  | .456 | 5-18    | .278 | 23-30  | .767  | 14-28   | 42-42.0 | 16 | 14 | 7  | 4   | 10  | 80-77.2 |
| vs. San Diego                      |          |       |        | 17-52  | .327 | 4-21    | .190 | 7-10   | .700  | 8-20    | 28-35.5 | 24 | 9  | 15 | 4   | 2   | 45-60.2 |
| at MIAMI                           | 11/29/08 | 79-65 | W      | 27-59  | .458 | 7-16    | .438 | 18-26  | .692  | 16-32   | 48-43.2 | 16 | 13 | 15 | 2   | 4   | 79-77.6 |
| Stetson                            |          |       |        | 23-68  | .338 | 10-35   | .286 | 9-11   | .818  | 15-21   | 36-35.6 | 20 | 12 | 13 | 7   | 6   | 65-61.2 |
| at MIAMI                           | 12/2/08  | 68-73 | L      | 23-59  | .390 | 6-23    | .261 | 16-25  | .640  | 19-30   | 49-44.2 | 17 | 9  | 18 | 5   | 6   | 68-76.0 |
| Ohio State                         |          |       |        | 25-60  | .417 | 9-25    | .360 | 14-24  | .583  | 12-22   | 34-35.3 | 20 | 13 | 10 | 7   | 9   | 73-63.2 |
| MIAMI                              | 12/6/08  | 73-67 | W      | 23-52  | .442 | 8-19    | .421 | 19-31  | .613  | 8-27    | 35-42.9 | 19 | 12 | 13 | 5   | 6   | 73-75.6 |
| at Kentucky                        |          |       |        | 25-70  | .357 | 2-23    | .087 | 15-18  | .833  | 18-27   | 45-36.7 | 23 | 18 | 14 | 7   | 7   | 67-63.7 |
| at MIAMI                           | 12/12/08 | 76-50 | W      | 28-53  | .528 | 8-23    | .348 | 12-22  | .545  | 11-29   | 40-42.5 | 14 | 13 | 14 | 13  | 6   | 76-75.6 |
| FIU                                |          |       |        | 16-53  | .302 | 6-17    | .353 | 12-15  | .800  | 10-21   | 31-36.0 | 23 | 8  | 14 | 1   | 9   | 50-62.0 |
| at MIAMI                           | 12/14/08 | 70-62 | W      | 22-53  | .415 | 6-19    | .316 | 20-31  | .645  | 14-25   | 39-42.1 | 9  | 12 | 15 | 3   | 8   | 70-75.0 |
| Robert Morris                      |          |       |        | 24-58  | .414 | 9-27    | .333 | 5-9    | .556  | 12-22   | 34-35.8 | 26 | 19 | 17 | 1   | 11  | 62-62.0 |
| at MIAMI                           | 12/21/08 | 72-91 | L      | 27-58  | .466 | 6-15    | .400 | 12-27  | .444  | 23-21   | 44-42.3 | 17 | 10 | 22 | 5   | 7   | 72-74.7 |
| Clemson *                          |          |       |        | 35-71  | .493 | 8-22    | .364 | 13-18  | .722  | 18-18   | 36-35.8 | 20 | 19 | 13 | 4   | 13  | 91-64.9 |
| MIAMI                              | 12/27/08 | 70-56 | W      | 22-55  | .400 | 7-16    | .438 | 19-26  | .731  | 16-30   | 46-42.6 | 16 | 16 | 15 | 1   | 5   | 70-74.3 |
| at St. John's                      |          |       |        | 22-56  | .393 | 4-17    | .235 | 8-15   | .533  | 8-22    | 30-35.3 | 21 | 13 | 14 | 4   | 7   | 56-64.1 |
| at MIAMI                           | 12/31/08 | 94-41 | W      | 27-57  | .474 | 8-20    | .400 | 32-42  | .762  | 23-30   | 53-43.5 | 17 | 19 | 12 | 8   | 9   | 94-75.9 |
| North Florida                      |          |       |        | 12-44  | .273 | 3-11    | .273 | 14-22  | .636  | 5-12    | 17-33.8 | 25 | 5  | 15 | 5   | 3   | 41-62.2 |
| at MIAMI                           | 1/3/09   | 76-42 | W      | 26-63  | .413 | 8-23    | .348 | 16-25  | .640  | 19-34   | 53-44.2 | 14 | 15 | 9  | 5   | 4   | 76-75.9 |
| North Carolina Central             |          |       |        | 15-57  | .263 | 3-23    | .130 | 9-11   | .818  | 9-25    | 34-33.8 | 20 | 9  | 10 | 3   | 2   | 42-60.6 |
| at MIAMI                           | 1/5/09   | 85-69 | W      | 25-60  | .417 | 9-21    | .429 | 26-33  | .788  | 18-29   | 47-44.4 | 18 | 14 | 8  | 3   | 2   | 85-76.6 |
| Florida Atlantic                   |          |       |        | 21-56  | .375 | 11-28   | .393 | 16-23  | .696  | 8-21    | 29-33.4 | 26 | 14 | 6  | 3   | 5   | 69-61.2 |
| MIAMI                              | 1/10/09  | 77-71 | W      | 22-54  | .407 | 6-15    | .400 | 27-33  | .818  | 16-19   | 35-43.8 | 23 | 11 | 12 | 1   | 6   | 77-76.6 |
| at Boston College *                |          |       |        | 20-55  | .364 | 9-27    | .333 | 22-27  | .815  | 15-20   | 35-33.5 | 23 | 13 | 14 | 4   | 6   | 71-61.9 |
| at MIAMI                           | 1/14/09  | 62-60 | W      | 24-61  | .393 | 10-22   | .455 | 4-9    | .444  | 20-20   | 40-43.6 | 11 | 11 | 12 | 5   | 4   | 62-75.7 |
| Maryland *                         |          |       |        | 25-57  | .439 | 6-18    | .333 | 4-6    | .667  | 12-20   | 32-33.4 | 15 | 13 | 10 | 7   | 7   | 60-61.8 |
| MIAMI                              | 1/17/09  | 65-82 | L      | 27-68  | .397 | 6-21    | .286 | 5-11   | .455  | 16-25   | 41-43.4 | 16 | 10 | 14 | 4   | 9   | 65-75.1 |
| at North Carolina *                |          |       |        | 28-63  | .444 | 11-23   | .478 | 15-18  | .833  | 11-29   | 40-33.8 | 14 | 18 | 14 | 7   | 5   | 82-62.9 |
| at MIAMI                           | 1/21/09  | 75-69 | W      | 25-51  | .490 | 8-21    | .381 | 17-25  | .680  | 10-23   | 33-42.8 | 17 | 17 | 15 | 3   | 7   | 75-75.1 |
| Florida State *                    |          |       |        | 24-61  | .393 | 11-31   | .355 | 10-17  | .588  | 17-21   | 38-34.1 | 22 | 15 | 17 | 4   | 6   | 69-63.3 |
| at MIAMI                           | 1/25/09  | 83-88 | L (OT) | 29-66  | .439 | 11-31   | .355 | 14-18  | .778  | 12-26   | 38-42.6 | 17 | 15 | 11 | 3   | 1   | 83-75.5 |
| Virginia Tech *                    |          |       |        | 33-67  | .493 | 9-21    | .429 | 13-19  | .684  | 12-27   | 39-34.3 | 18 | 12 | 9  | 3   | 8   | 88-64.6 |
| MIAMI                              | 1/27/09  | 81-84 | L (OT) | 31-63  | .492 | 7-19    | .368 | 12-22  | .545  | 15-26   | 41-42.5 | 16 | 12 | 12 | 1   | 5   | 81-75.8 |
| at NC State *                      |          |       |        | 32-60  | .533 | 14-26   | .538 | 6-7    | .857  | 3-23    | 26-33.9 | 19 | 17 | 10 | 4   | 5   | 84-65.6 |
| MIAMI                              | 1/31/09  | 68-73 | L      | 24-59  | .407 | 10-31   | .323 | 10-14  | .714  | 15-26   | 41-42.4 | 18 | 11 | 16 | 3   | 3   | 68-75.4 |
| at Maryland *                      |          |       |        | 27-65  | .415 | 5-19    | .263 | 14-17  | .824  | 14-24   | 38-34.1 | 16 | 17 | 7  | 0   | 8   | 73-65.9 |
| at MIAMI                           | 2/4/09   | 79-52 | W      | 26-53  | .491 | 11-24   | .458 | 16-22  | .727  | 9-30    | 39-42.3 | 15 | 15 | 14 | 9   | 10  | 79-75.5 |
| Wake Forest *                      |          |       |        | 19-60  | .317 | 3-20    | .150 | 11-18  | .611  | 15-22   | 37-34.2 | 19 | 7  | 14 | 5   | 9   | 52-65.3 |
| MIAMI                              | 2/7/09   | 75-78 | L (OT) | 27-57  | .474 | 9-15    | .600 | 12-16  | .750  | 7-34    | 41-42.2 | 20 | 9  | 19 | 1   | 4   | 75-75.5 |
| at Duke *                          |          |       |        | 25-76  | .329 | 12-39   | .308 | 16-22  | .727  | 18-23   | 41-34.5 | 19 | 13 | 9  | 1   | 8   | 78-65.8 |
| at MIAMI                           | 2/15/09  | 65-69 | L      | 26-68  | .382 | 11-29   | .379 | 2-2    | 1.000 | 14-25   | 39-42.1 | 12 | 14 | 12 | 6   | 5   | 65-75.1 |
| North Carolina *                   |          |       |        | 26-67  | .388 | 10-25   | .400 | 7-8    | .875  | 16-28   | 44-34.9 | 8  | 18 | 13 | 4   | 4   | 69-66.0 |
| MIAMI                              | 2/18/09  | 67-80 | L      | 23-55  | .418 | 7-19    | .368 | 14-24  | .583  | 10-22   | 32-41.7 | 22 | 9  | 11 | 3   | 3   | 67-74.8 |
| at Florida State *                 |          |       |        | 22-46  | .478 | 5-17    | .294 | 31-35  | .886  | 3-26    | 29-34.7 | 21 | 11 | 8  | 4   | 5   | 80-66.5 |
| at MIAMI                           | 2/21/09  | 69-58 | W      | 25-48  | .521 | 11-20   | .550 | 8-16   | .500  | 9-19    | 28-41.2 | 15 | 15 | 13 | 4   | 9   | 69-74.5 |
| Boston College *                   |          |       |        | 21-58  | .362 | 7-21    | .333 | 9-15   | .600  | 20-18   | 38-34.8 | 14 | 13 | 15 | 3   | 5   | 58-66.2 |
| MIAMI                              | 2/26/09  | 62-55 | W      | 22-50  | .440 | 7-18    | .389 | 11-13  | .846  | 9-19    | 28-40.7 | 12 | 14 | 13 | 3   | 7   | 62-74.1 |
| at Virginia *                      |          |       |        | 20-50  | .400 | 5-16    | .313 | 10-11  | .909  | 12-21   | 33-34.7 | 13 | 8  | 16 | 5   | 7   | 55-65.8 |
| MIAMI                              | 3/4/09   | 68-78 | L      | 23-71  | .324 | 8-32    | .250 | 14-19  | .737  | 26-22   | 48-40.9 | 23 | 13 | 15 | 1   | 6   | 68-73.9 |
| at Georgia Tech *                  |          |       |        | 24-45  | .533 | 10-18   | .556 | 20-30  | .667  | 2-24    | 26-34.4 | 18 | 18 | 11 | 9   | 11  | 78-66.2 |
| at MIAMI                           | 3/7/09   | 72-64 | W      | 20-56  | .357 | 7-21    | .333 | 25-34  | .735  | 15-20   | 35-40.7 | 18 | 7  | 5  | 3   | 8   | 72-73.8 |
| NC State *                         |          |       |        | 19-49  | .388 | 7-20    | .350 | 19-21  | .905  | 11-25   | 36-34.5 | 26 | 13 | 15 | 1   | 3   | 64-66.1 |
| MIAMI                              | 3/12/09  | 47-65 | L      | 18-52  | .346 | 6-23    | .261 | 5-10   | .500  | 7-15    | 22-40.1 | 16 | 9  | 15 | 1   | 9   | 47-72.9 |
| vs. Virginia Tech (ACC Tournament) |          |       |        | 21-42  | .500 | 4-15    | .267 | 19-23  | .826  | 6-29    | 35-34.5 | 15 | 12 | 17 | 1   | 7   | 65-66.1 |
| MIAMI                              | 3/18/09  | 78-66 | W      | 25-61  | .410 | 10-27   | .370 | 18-21  | .857  | 15-29   | 44-40.2 | 21 | 16 | 19 | 4   | 7   | 78-73.1 |
| at Providence (NIT)                |          |       |        | 20-60  | .333 | 8-27    | .296 | 18-27  | .667  | 14-21   | 35-34.5 | 21 | 14 | 15 | 4   | 9   | 66-66.1 |
| MIAMI                              | 3/20/09  | 60-74 | L      | 23-56  | .411 | 7-25    | .280 | 7-12   | .583  | 11-14   | 25-39.8 | 16 | 11 | 11 | 2   | 7   | 60-72.7 |
| at Florida (NIT)                   |          |       |        | 26-50  | .520 | 10-27   | .370 | 12-19  | .632  | 13-24   | 37-34.6 | 13 | 20 | 16 | 0   | 3   | 74-66.3 |



# POINTS-REBOUNDS-ASSISTS

| OPPONENT               | DATE     | SCORE | W/L    | 00<br>GRAHAM | 1<br>HURDLE | 5<br>RIOS | 10<br>WARREN | 20<br>McGOWAN | 21<br>COLLINS | 23<br>DEWS | 25<br>QUIGTAR |
|------------------------|----------|-------|--------|--------------|-------------|-----------|--------------|---------------|---------------|------------|---------------|
| FLORIDA SOUTHERN       | 11/15/08 | 96-60 | W      | 2-5-2        | DNP         | 17-2-4    | DNP          | 7-10-0        | 18-16-1       | 5-1-3      | 0-0-0         |
| vs. Southern Miss      | 11/21/08 | 70-60 | W      | 8-6-2        | 13-1-3      | 2-0-0     | DNP          | 4-3-1         | 14-9-0        | 7-4-0      | DNP           |
| vs. UConn              | 11/23/08 | 63-76 | L      | 0-3-1        | 2-0-0       | 0-0-0     | DNP          | 8-3-2         | 16-14-2       | 4-3-0      | DNP           |
| vs. San Diego          | 11/24/08 | 80-45 | W      | 11-13-0      | 10-0-2      | 5-3-2     | DNP          | 10-3-1        | 8-4-1         | 6-1-1      | DNP           |
| STETSON                | 11/29/08 | 79-65 | W      | 8-8-0        | 8-3-3       | 6-2-1     | DNP          | 14-8-0        | 12-7-2        | 10-4-0     | DNP           |
| OHIO STATE             | 12/2/08  | 68-73 | L      | 7-6-0        | 14-1-3      | DNP       | DNP          | 10-12-0       | 8-11-2        | 4-2-1      | DNP           |
| at Kentucky            | 12/6/08  | 73-67 | W      | 4-4-1        | 9-2-6       | 0-0-0     | DNP          | 4-8-0         | 6-4-1         | 18-2-0     | DNP           |
| FIU                    | 12/12/08 | 76-50 | W      | 4-7-1        | 8-3-3       | 10-1-1    | DNP          | 0-3-0         | 7-6-1         | 15-2-3     | DNP           |
| ROBERT MORRIS          | 12/14/08 | 70-62 | W      | 3-7-0        | 10-1-1      | 0-1-0     | DNP          | 6-4-1         | 11-3-2        | 11-6-3     | DNP           |
| CLEMSON *              | 12/21/08 | 72-91 | L      | 0-4-1        | 0-2-1       | 8-5-1     | DNP          | 11-3-1        | 10-6-0        | 9-0-2      | DNP           |
| St. John's             | 12/27/08 | 70-56 | W      | 0-1-0        | 3-3-2       | 1-0-2     | DNP          | 4-6-2         | 16-7-2        | 9-6-1      | DNP           |
| NORTH FLORIDA          | 12/31/08 | 94-41 | W      | DNP          | 7-0-2       | 7-1-3     | 0-0-0        | 17-10-0       | 8-9-4         | 7-1-1      | 0-0-0         |
| NORTH CAROLINA CENTRAL | 1/3/09   | 76-42 | W      | DNP          | 9-2-4       | 0-1-0     | DNP          | 2-10-0        | 10-5-1        | 16-3-0     | DNP           |
| FLORIDA ATLANTIC       | 1/5/09   | 85-69 | W      | 0-4-0        | 2-4-3       | 5-2-3     | DNP          | 9-5-0         | 24-9-1        | 5-5-1      | DNP           |
| at Boston College *    | 1/10/09  | 77-71 | W      | 6-8-0        | 8-1-2       | DNP       | DNP          | 2-4-0         | 13-7-0        | 12-0-3     | DNP           |
| MARYLAND *             | 1/14/09  | 62-60 | W      | 0-5-0        | 10-0-3      | DNP       | DNP          | 4-5-1         | 6-9-3         | 8-5-2      | DNP           |
| at North Carolina *    | 1/17/09  | 65-82 | L      | 2-10-0       | 0-1-3       | DNP       | DNP          | 5-6-1         | 13-4-2        | 4-2-0      | DNP           |
| FLORIDA STATE *        | 1/21/09  | 75-69 | W      | 0-4-0        | 16-2-3      | DNP       | DNP          | 3-1-1         | 10-11-3       | 8-2-1      | DNP           |
| VIRGINIA TECH *        | 1/25/09  | 83-88 | L (OT) | 0-6-1        | 5-1-6       | DNP       | DNP          | 3-7-0         | 23-5-1        | 2-1-1      | DNP           |
| at NC State *          | 1/27/09  | 81-84 | L (OT) | 6-8-0        | 3-2-2       | DNP       | DNP          | 0-2-0         | 18-6-2        | 0-2-3      | DNP           |
| at Maryland *          | 1/31/09  | 68-73 | L      | 4-5-0        | 8-0-3       | DNP       | DNP          | 2-3-0         | 5-7-0         | 13-2-1     | DNP           |
| WAKE FOREST *          | 2/4/09   | 79-52 | W      | 6-11-1       | 11-4-4      | DNP       | DNP          | 8-5-1         | 2-2-2         | 2-1-1      | 0-0-0         |
| at Duke *              | 2/7/09   | 75-78 | L (OT) | 5-2-0        | 0-2-1       | DNP       | DNP          | 0-2-0         | 7-7-1         | 14-2-1     | DNP           |
| NORTH CAROLINA *       | 2/15/09  | 65-69 | L      | 4-15-0       | 4-2-2       | DNP       | DNP          | 0-2-0         | DNP           | 0-1-2      | DNP           |
| at Florida State *     | 2/18/09  | 67-80 | L      | 2-1-2        | 8-1-4       | DNP       | DNP          | 0-2-0         | 8-7-2         | 19-7-0     | DNP           |
| BOSTON COLLEGE *       | 2/21/09  | 69-58 | W      | 6-4-2        | 7-3-1       | DNP       | DNP          | 2-0-0         | 3-4-1         | 14-4-3     | DNP           |
| at Virginia *          | 2/26/09  | 62-55 | W      | 0-7-2        | 8-0-2       | DNP       | DNP          | 6-1-0         | 6-4-0         | 9-4-1      | DNP           |
| at Georgia Tech *      | 3/4/09   | 68-78 | L      | 8-6-0        | 10-0-5      | DNP       | DNP          | 0-2-1         | 10-15-2       | 11-2-1     | DNP           |
| NC STATE *             | 3/7/09   | 72-64 | W      | 6-6-2        | 13-2-1      | DNP       | DNP          | 0-1-0         | 9-6-0         | 4-4-1      | DNP           |
| vs. Virginia Tech      | 3/12/09  | 47-65 | L      | 4-1-0        | 3-3-7       | DNP       | DNP          | 4-5-0         | 4-3-1         | 0-2-0      | DNP           |
| at Providence          | 3/18/09  | 78-66 | W      | 6-5-1        | 12-2-4      | DNP       | DNP          | 2-4-2         | 8-12-0        | 8-3-5      | DNP           |
| at Florida             | 3/20/09  | 60-74 | L      | 8-5-0        | 5-1-3       | DNP       | DNP          | 0-0-0         | 17-8-1        | 9-2-1      | DNP           |

| OPPONENT               | DATE     | SCORE | W/L    | 30<br>THOMAS | 31<br>JONES | 32<br>ASSBURY | 33<br>McCLINTON | 45<br>GAMBLE |
|------------------------|----------|-------|--------|--------------|-------------|---------------|-----------------|--------------|
| FLORIDA SOUTHERN       | 11/15/08 | 96-60 | W      | 5-3-0        | 7-1-2       | 13-7-4        | 18-1-4          | 4-6-0        |
| vs. Southern Miss      | 11/21/08 | 70-60 | W      | 3-1-1        | 0-2-1       | 6-4-2         | 13-1-2          | 0-0-0        |
| vs. UConn              | 11/23/08 | 63-76 | L      | 0-0-0        | 4-1-0       | 2-3-1         | 27-5-1          | 0-1-0        |
| vs. San Diego          | 11/24/08 | 80-45 | W      | 3-0-0        | 4-4-1       | 14-5-2        | 9-1-1           | 0-5-3        |
| STETSON                | 11/29/08 | 79-65 | W      | 0-0-0        | 2-2-0       | 6-5-1         | 12-1-6          | 1-2-0        |
| OHIO STATE             | 12/2/08  | 68-73 | L      | 0-2-1        | 4-1-0       | 9-9-1         | 12-0-1          | DNP          |
| at Kentucky            | 12/6/08  | 73-67 | W      | 0-0-0        | 2-2-0       | 7-2-1         | 23-3-2          | 0-3-1        |
| FIU                    | 12/12/08 | 76-50 | W      | 5-6-0        | 3-3-1       | 6-3-0         | 12-1-2          | 6-3-1        |
| ROBERT MORRIS          | 12/14/08 | 70-62 | W      | 2-1-0        | 0-0-0       | 3-4-1         | 24-9-4          | 0-0-0        |
| CLEMSON *              | 12/21/08 | 72-91 | L      | 2-1-0        | 2-4-0       | 10-8-0        | 20-0-4          | 0-3-0        |
| St. John's             | 12/27/08 | 70-56 | W      | 0-0-0        | 4-4-0       | 3-7-3         | 20-6-4          | 10-3-1       |
| NORTH FLORIDA          | 12/31/08 | 94-41 | W      | 7-6-2        | 8-5-2       | 3-3-0         | 17-0-4          | 13-13-1      |
| NORTH CAROLINA CENTRAL | 1/3/09   | 76-42 | W      | 5-8-2        | 11-5-1      | 2-3-0         | 15-6-7          | 6-7-0        |
| FLORIDA ATLANTIC       | 1/5/09   | 85-69 | W      | 8-1-3        | 6-0-0       | 6-7-2         | 20-5-1          | 0-0-0        |
| at Boston College *    | 1/10/09  | 77-71 | W      | 11-3-1       | 0-0-1       | 13-5-1        | 12-3-3          | DNP          |
| MARYLAND *             | 1/14/09  | 62-60 | W      | 8-4-0        | 2-1-0       | 6-5-0         | 18-2-2          | 0-0-0        |
| at North Carolina *    | 1/17/09  | 65-82 | L      | 10-2-0       | 8-5-1       | 2-1-2         | 21-5-1          | 0-0-0        |
| FLORIDA STATE *        | 1/21/09  | 75-69 | W      | 10-4-3       | 0-0-0       | 0-3-0         | 28-5-6          | DNP          |
| VIRGINIA TECH *        | 1/25/09  | 83-88 | L (OT) | 6-3-2        | 3-1-0       | 21-7-0        | 20-4-4          | DNP          |
| at NC State *          | 1/27/09  | 81-84 | L (OT) | 14-2-1       | 0-0-1       | 11-2-1        | 27-6-2          | 2-3-0        |
| at Maryland *          | 1/31/09  | 68-73 | L      | 3-2-1        | 7-1-0       | 7-9-0         | 18-8-6          | 1-0-0        |
| WAKE FOREST *          | 2/4/09   | 79-52 | W      | 14-3-2       | 3-2-0       | 1-2-2         | 32-3-2          | DNP          |
| at Duke *              | 2/7/09   | 75-78 | L (OT) | 3-3-1        | 0-6-0       | 12-8-3        | 34-3-2          | DNP          |
| NORTH CAROLINA *       | 2/15/09  | 65-69 | L      | 6-4-4        | 0-1-0       | 12-3-4        | 35-3-2          | 4-5-0        |
| at Florida State *     | 2/18/09  | 67-80 | L      | 8-1-0        | 0-1-0       | 8-3-0         | 13-0-0          | 1-2-1        |
| BOSTON COLLEGE *       | 2/21/09  | 69-58 | W      | 3-3-1        | 0-0-0       | 12-5-3        | 22-4-4          | DNP          |
| at Virginia *          | 2/26/09  | 62-55 | W      | 9-2-2        | 0-1-1       | 13-4-2        | 11-2-4          | 0-1-0        |
| at Georgia Tech *      | 3/4/09   | 68-78 | L      | 0-4-0        | 0-0-0       | 16-15-2       | 13-1-2          | DNP          |
| NC STATE *             | 3/7/09   | 72-64 | W      | 1-1-1        | 2-0-1       | 13-7-0        | 24-2-1          | 0-2-0        |
| vs. Virginia Tech      | 3/12/09  | 47-65 | L      | 9-2-0        | 2-1-0       | 5-3-0         | 9-1-1           | 7-0-0        |
| at Providence          | 3/18/09  | 78-66 | W      | 4-1-1        | 2-1-0       | 9-7-1         | 25-7-2          | 2-1-0        |
| at Florida             | 3/20/09  | 60-74 | L      | 3-1-0        | 0-0-2       | 5-2-0         | 13-1-4          | 0-1-0        |



CYRUS MCGOWAN


**JACK McCLINTON**

## GAME-BY-GAME HIGHS

| OPPONENT                | DATE     | SCORE | W/L    | POINTS                  | REBOUNDS             | ASSISTS                     | STEALS                      | BLOCKED SHOTS                |
|-------------------------|----------|-------|--------|-------------------------|----------------------|-----------------------------|-----------------------------|------------------------------|
| FLORIDA SOUTHERN        | 11/15/08 | 96-60 | W      | (18) McClinton, Collins | (16) Collins         | (4) Asbury, Rios, McClinton | (2) Rios, Asbury            | (1) Four Players             |
| vs. Southern Miss       | 11/21/08 | 70-60 | W      | (14) Collins            | (9) Collins          | (3) Hurdle                  | (2) Asbury                  | (3) Graham                   |
| vs. UConn               | 11/23/08 | 63-76 | L      | (27) McClinton          | (14) Collins         | (2) McGowan, Collins        | (1) Collins                 | (1) Collins, McGowan, Graham |
| vs. San Diego           | 11/24/08 | 80-45 | W      | (14) Asbury             | (13) Graham          | (3) Gamble                  | (3) Collins                 | (1) Four Players             |
| STETSON                 | 11/29/08 | 79-65 | W      | (14) McGowan            | (8) McGowan, Graham  | (6) McClinton               | (2) Dews                    | (1) Graham, McGowan          |
| OHIO STATE              | 12/2/08  | 68-73 | L      | (14) Hurdle             | (12) McGowan         | (3) Hurdle                  | (3) Dews                    | (2) Graham, McGowan          |
| at Kentucky             | 12/6/08  | 73-67 | W      | (23) McClinton          | (8) McGowan          | (6) Hurdle                  | (2) Collins                 | (3) Gamble                   |
| FIU                     | 12/12/08 | 76-50 | W      | (15) Dews               | (7) Graham           | (3) Hurdle, Dews            | (2) Thomas                  | (4) Jones, Graham            |
| ROBERT MORRIS           | 12/14/08 | 70-62 | W      | (24) McClinton          | (9) McClinton        | (4) McClinton               | (3) Dews                    | (1) Collins, McGowan, Graham |
| CLEMSON *               | 12/21/08 | 72-91 | L      | (20) McClinton          | (8) Asbury           | (4) McClinton               | (2) Collins, McClinton      | (3) McGowan                  |
| at St. John's           | 12/27/08 | 70-56 | W      | (20) McClinton          | (7) Collins, Asbury  | (4) McClinton               | (3) Asbury                  | (1) Hurdle                   |
| NORTH FLORIDA           | 12/31/08 | 94-41 | W      | (17) McClinton, McGowan | (13) Gamble          | (4) McClinton, Collins      | (3) Collins                 | (3) Gamble                   |
| NORTH CAROLINA CENTRAL  | 1/3/09   | 76-42 | W      | (16) Dews               | (10) McGowan         | (7) McClinton               | (1) Four Players            | (3) Gamble                   |
| FLORIDA ATLANTIC        | 1/5/09   | 85-69 | W      | (24) Collins            | (9) Collins          | (3) Hurdle, Thomas, Rios    | (1) Hurdle, Graham          | (1) Rios, Hurdle, Collins    |
| at Boston College *     | 1/10/09  | 77-71 | W      | (13) Collins, Asbury    | (8) Graham           | (3) McClinton, Dews         | (2) Collins                 | (1) Jones                    |
| MARYLAND *              | 1/14/09  | 62-60 | W      | (18) McClinton          | (9) Collins          | (3) Hurdle, Collins         | (1) Four Players            | (2) Asbury                   |
| at North Carolina *     | 1/17/09  | 65-82 | L      | (21) McClinton          | (10) Graham          | (3) Hurdle                  | (3) McClinton               | (2) Graham                   |
| FLORIDA STATE *         | 1/21/09  | 75-69 | W      | (28) McClinton          | (11) Collins         | (6) McClinton               | (5) Thomas                  | (2) Thomas                   |
| VIRGINIA TECH *         | 1/25/09  | 83-88 | L (OT) | (23) Collins            | (7) McGowan, Asbury  | (6) Hurdle                  | (1) Thomas                  | (2) Asbury                   |
| at NC State *           | 1/27/09  | 81-84 | L (OT) | (27) McClinton          | (8) Graham           | (3) Dews                    | (4) Asbury                  | (1) Dews                     |
| at Maryland *           | 1/31/09  | 68-73 | L      | (18) McClinton          | (9) Asbury           | (6) McClinton               | (1) Asbury, Hurdle, Collins | (2) Graham                   |
| WAKE FOREST *           | 2/4/09   | 79-52 | W      | (32) McClinton          | (11) Graham          | (4) Hurdle                  | (3) McClinton               | (4) Graham                   |
| at Duke *               | 2/7/09   | 75-78 | L (OT) | (34) McClinton          | (8) Asbury           | (3) Asbury                  | (1) Four Players            | (1) Jones                    |
| NORTH CAROLINA *        | 2/15/09  | 65-69 | L      | (35) McClinton          | (15) Graham          | (4) Thomas, Asbury          | (3) Dews                    | (5) Graham                   |
| at Florida State *      | 2/18/09  | 67-80 | L      | (19) Dews               | (7) Collins, Dews    | (4) Hurdle                  | (1) Hurdle, Graham, Collins | (1) Graham, Collins, Asbury  |
| BOSTON COLLEGE *        | 2/21/09  | 69-58 | W      | (22) McClinton          | (5) Asbury           | (4) McClinton               | (4) Asbury                  | (1) Four Players             |
| at Virginia *           | 2/26/09  | 62-55 | W      | (13) Asbury             | (7) Graham           | (4) McClinton               | (2) Hurdle, Graham          | (2) McGowan                  |
| at Georgia Tech *       | 3/4/09   | 68-78 | L      | (16) Asbury             | (15) Collins, Asbury | (5) Hurdle                  | (3) Graham                  | (1) Graham                   |
| NC STATE *              | 3/7/09   | 72-64 | W      | (24) McClinton          | (7) Asbury           | (2) Graham                  | (3) Graham                  | (3) Graham                   |
| vs. Virginia Tech (ACC) | 3/12/09  | 47-65 | L      | (9) McClinton, Thomas   | (5) McGowan          | (7) Hurdle                  | (3) McClinton               | (1) Graham                   |
| at Providence (NIT)     | 3/18/09  | 78-66 | W      | (25) McClinton          | (12) Collins         | (5) Dews                    | (2) Collins, Asbury         | (2) Collins                  |
| at Florida (NIT)        | 3/20/09  | 60-74 | L      | (17) Collins            | (8) Collins          | (4) McClinton               | (3) Thomas                  | (1) Collins, Asbury          |





## Miami — INDIVIDUAL GAME HIGHS

|                          |               |   |
|--------------------------|---------------|---|
| POINTS                   | 35            | Jack McClinton vs. North Carolina (2/15/09)     |
| FIELD GOALS MADE         | 13            | Jack McClinton vs. North Carolina (2/15/09)     |
| FIELD GOAL ATTEMPTS      | 25            | Jack McClinton vs. North Carolina (2/15/09)     |
| FG PCT (min 5 made)      | .857 (6-7)    | Dwayne Collins vs. Florida Atlantic (1/5/09)    |
| 3 PT FG MADE             | 7             | Jack McClinton at Providence (3/18/09)          |
|                          |               | Jack McClinton vs. North Carolina (2/15/09)     |
| 3 PT FG ATTEMPTS         | 14            | Jack McClinton at Providence (3/18/09)          |
| 3-PT FG PCT (min 2 made) | 1.000 (4-4)   | Jack McClinton vs. Ohio State (12/2/08)         |
| FREE THROWS MADE         | 16            | Jack McClinton vs. NC State (3/7/09)            |
| FREE THROW ATTEMPTS      | 16            | Jack McClinton vs. NC State (3/7/09)            |
|                          |               | Dwayne Collins vs. Florida Atlantic (1/5/09)    |
| FT PCT (min 3 made)      | 1.000 (16-16) | Jack McClinton vs. NC State (3/7/09)            |
| REBOUNDS                 | 16            | Dwayne Collins vs. Florida Southern (11/15/08)  |
| ASSISTS                  | 7             | Lance Hurdle vs. Virginia Tech (3/12/09)        |
|                          |               | Jack McClinton vs. N. Carolina Central (1/3/09) |
| STEALS                   | 5             | Adrian Thomas vs. Florida State (1/21/09)       |
| BLOCKED SHOTS            | 5             | Jimmy Graham vs. North Carolina (2/15/09)       |
| TURNOVERS                | 7             | Jack McClinton vs. Virginia Tech (3/12/09)      |

## Miami — TEAM GAME HIGHS

|                       |              |  |
|-----------------------|--------------|--|
| POINTS                | 96           | vs. Florida Southern (11/15/08)                        |
| FIELD GOALS MADE      | 35           | vs. Florida Southern (11/15/08)                        |
| FIELD GOAL ATTEMPTS   | 75           | vs. Florida Southern (11/15/08)                        |
| FIELD GOAL PERCENTAGE | .528 (28-53) | vs. FIU (12/12/08)                                     |
| 3 PT FIELD GOALS MADE | 11           | Four Times, Most recently vs. Boston College (2/21/09) |
| 3 PT FG ATTEMPTS      | 32           | at Georgia Tech (3/4/09)                               |
| 3 PT FG PERCENTAGE    | .600 (9-15)  | at Duke (2/7/09)                                       |
| FREE THROWS MADE      | 32           | vs. North Florida (12/31/08)                           |
| FREE THROW ATTEMPTS   | 42           | vs. North Florida (12/31/08)                           |
| FREE THROW PERCENTAGE | 1.000 (2-2)  | vs. North Carolina (2/15/09)                           |
| REBOUNDS              | 56           | vs. Florida Southern (11/15/08)                        |
| ASSISTS               | 20           | vs. Florida Southern (11/15/08)                        |
| STEALS                | 10           | vs. Wake Forest (2/4/09); vs. San Diego (11/24/08)     |
| BLOCKED SHOTS         | 13           | vs. FIU (12/12/08)                                     |
| TURNOVERS             | 22           | vs. Clemson (12/21/08)                                 |
| FOULS                 | 23           | at Georgia Tech (3/4/09); at Boston College (1/10/09)  |

## Miami — TEAM GAME LOWS

|                       |              |   |
|-----------------------|--------------|---|
| POINTS                | 47           | vs. Virginia Tech (3/12/09)   |
| FIELD GOALS MADE      | 18           | vs. Virginia Tech (3/12/09)   |
| FIELD GOAL ATTEMPTS   | 47           | vs. Southern Miss (11/21/08)  |
| FIELD GOAL PERCENTAGE | .324 (23-71) | at Georgia Tech (3/4/09)  |
| 3 PT FIELD GOALS MADE | 5            | vs. San Diego (11/24/08)  |
| 3 PT FG ATTEMPTS      | 15           | vs. Clemson (12/21/08); at Boston College (1/10/09); at Duke (2/7/09) |
| 3 PT FG PERCENTAGE    | .250 (8-32)  | at Georgia Tech (3/4/09)  |
| FREE THROWS MADE      | 2            | vs. North Carolina (2/15/09)  |
| FREE THROW ATTEMPTS   | 2            | vs. North Carolina (2/15/09)  |
| FREE THROW PERCENTAGE | .444 (4-9)   | vs. Maryland (1/14/09); (12-27) vs. Clemson (12/21/08)                |
| REBOUNDS              | 22           | vs. Virginia Tech (3/12/09)   |
| ASSISTS               | 7            | vs. UConn (11/23/08); vs. NC State (3/7/09)                           |
| STEALS                | 1            | vs. UConn (11/23/08); vs. Virginia Tech (1/23/09)                     |
| BLOCKED SHOTS         | 1            | Six Times, Most recently vs. Virginia Tech (3/12/09)                  |
| TURNOVERS             | 5            | vs. NC State (3/7/09)   |
| FOULS                 | 9            | vs. Robert Morris (12/14/08)  |

## Opponent — INDIVIDUAL GAME HIGHS

|                          |             |   |
|--------------------------|-------------|---|
| POINTS                   | 30          | Lewis Clinch, Georgia Tech (3/4/09)         |
|                          |             | Toney Douglas, Florida State (1/21/09)      |
| FIELD GOALS MADE         | 11          | A.D. Vassallo, Virginia Tech (1/25/09)      |
| FIELD GOAL ATTEMPTS      | 23          | Kyle Singler, Duke (2/7/09)                 |
| FG PCT (min 5 made)      | 1.000 (5-5) | J.T. Thompson, Virginia Tech (3/12/09)      |
| 3 PT FG MADE             | 9           | Lewis Clinch, Georgia Tech (3/4/09)         |
| 3 PT FG ATTEMPTS         | 16          | Lewis Clinch, Georgia Tech (3/4/09)         |
| 3-PT FG PCT (min 2 made) | 1.000 (2-2) | Derwin Kitchen, Florida State (2/18/09)     |
|                          |             | Julius Mays, NC State (1/27/09)             |
|                          |             | Harley Fuller, FIU (12/12/08)               |
| FREE THROWS MADE         | 14          | Malcolm Delaney vs. Virginia Tech (3/12/09) |
|                          |             | Toney Douglas at Florida State (2/18/09)    |
| FREE THROW ATTEMPTS      | 15          | Malcolm Delaney vs. Virginia Tech (3/12/09) |
|                          |             | Toney Douglas at Florida State (2/18/09)    |
| FT PCT (min 3 made)      | 1.000 (6-6) | Ben McCauley, NC State (3/7/09)             |
|                          |             | DeAndre Liggins, Kentucky (12/6/08)         |
|                          |             | John Thompson, Florida Southern (11/15/08)  |
| REBOUNDS                 | 16          | Trevor Booker, Clemson (12/21/08)           |
|                          |             | Patrick Patterson, Kentucky (12/6/08)       |
| ASSISTS                  | 10          | Alex Tucker, Florida Atlantic (1/5/09)      |
| STEALS                   | 6           | Jeremy Chappell, Robert Morris (12/14/08)   |
| BLOCKED SHOTS            | 7           | Hasheem Thabeet, UConn (11/23/08)           |
| TURNOVERS                | 5           | Eight Players                               |

## Opponent — TEAM GAME HIGHS

|                       |              |  |
|-----------------------|--------------|--|
| POINTS                | 91           | Clemson (12/21/08)   |
| FIELD GOALS MADE      | 35           | Clemson (12/21/08)   |
| FIELD GOAL ATTEMPTS   | 76           | at Duke (2/7/09)   |
| FIELD GOAL PERCENTAGE | .533 (32-60) | at NC State (1/27/09)  |
| 3 PT FIELD GOALS MADE | 14           | at NC State (1/27/09)  |
| 3 PT FG ATTEMPTS      | 39           | at Duke (2/7/09)   |
| 3 PT FG PERCENTAGE    | .556 (10-18) | at Georgia Tech (3/4/09)   |
| FREE THROWS MADE      | 31           | at Florida State (2/18/09)   |
| FREE THROW ATTEMPTS   | 35           | at Florida State (2/18/09)   |
| FREE THROW PERCENTAGE | .909 (10-11) | at Virginia (2/26/09)  |
| REBOUNDS              | 45           | at Kentucky (12/6/08)  |
| ASSISTS               | 20           | at Florida (3/20/09)   |
| STEALS                | 13           | Clemson (12/21/08)   |
| BLOCKED SHOTS         | 9            | at Georgia Tech (3/4/09); vs. UConn (11/23/08)                         |
| TURNOVERS             | 17           | Four Teams, Most recently Virginia Tech (3/12/09)                      |
| FOULS                 | 26           | NC State (3/7/09); Florida Atlantic (1/5/09); Robert Morris (12/14/08) |

## Opponent — TEAM GAME LOWS

|                       |              |   |
|-----------------------|--------------|---|
| POINTS                | 41           | North Florida (12/31/08)  |
| FIELD GOALS MADE      | 12           | North Florida (12/31/08)  |
| FIELD GOAL ATTEMPTS   | 42           | vs. Virginia Tech (3/12/09)   |
| FIELD GOAL PERCENTAGE | .263 (15-57) | North Carolina Central (1/3/09)   |
| 3 PT FIELD GOALS MADE | 2            | vs. Southern Miss (11/21/08); at Kentucky (12/6/08)                       |
| 3 PT FG ATTEMPTS      | 6            | Maryland (1/14/09)  |
| 3 PT FG PERCENTAGE    | .087 (2-23)  | at Kentucky (12/6/08)   |
| FREE THROWS MADE      | 4            | Maryland (1/14/09)  |
| FREE THROW ATTEMPTS   | 6            | Maryland (1/14/09)  |
| FREE THROW PERCENTAGE | .533 (8-15)  | at St. John's (12/27/08)  |
| REBOUNDS              | 17           | North Florida (12/31/08)  |
| ASSISTS               | 5            | North Florida (12/31/08)  |
| STEALS                | 2            | vs. San Diego (11/24/08); North Carolina Central (1/3/09)                 |
| BLOCKED SHOTS         | 0            | vs. Southern Miss (11/21/08); at Maryland (1/31/09); at Florida (3/20/09) |
| TURNOVERS             | 6            | Florida Atlantic (1/5/09)   |
| FOULS                 | 8            | North Carolina (2/15/09)  |

# MISCELLANEOUS STATISTICS

## TOP INDIVIDUAL PERFORMANCES

### SCORING

|    |  |
|----|--|
| 35 | Jack McClinton vs. North Carolina, 2/15/09 |
| 34 | Jack McClinton at Duke, 2/7/09             |
| 32 | Jack McClinton vs. Wake Forest, 2/4/09     |
| 28 | Jack McClinton vs. Florida State, 1/21/09  |
| 27 | Jack McClinton at NC State, 1/27/09        |
| 27 | Jack McClinton vs. UConn, 11/23/08         |

### REBOUNDS

|    |   |
|----|---|
| 16 | Dwayne Collins vs. Florida Southern, 11/15/08 |
| 15 | Dwayne Collins at Georgia Tech, 3/4/09        |
| 15 | Brian Asbury at Georgia Tech, 3/4/09          |
| 15 | Jimmy Graham vs. North Carolina, 2/15/09      |
| 14 | Dwayne Collins vs. UConn, 11/23/08            |

### ASSISTS

|   |   |
|---|---|
| 7 | Lance Hurdle vs. Virginia Tech, 3/12/09           |
| 7 | Jack McClinton vs. North Carolina Central, 1/3/09 |

### BLOCKS

|   |  |
|---|--|
| 5 | Jimmy Graham vs. North Carolina, 2/15/09 |
| 4 | Jimmy Graham vs. Wake Forest, 2/4/09     |
| 4 | Jimmy Graham vs. FIU, 12/12/08           |
| 4 | DeQuan Jones vs. FIU, 12/12/08           |

### STEALS

|   |  |
|---|--|
| 5 | Adrian Thomas vs. Florida State, 1/21/09 |
| 4 | Brian Asbury vs. Boston College, 2/21/09 |
| 4 | Brian Asbury vs. NC State, 1/27/09       |

### DOUBLE-FIGURE SCORING GAMES

|    |                              |
|----|------------------------------|
| 30 | Jack McClinton               |
| 16 | Dwayne Collins               |
| 12 | Brian Asbury                 |
| 11 | James Dews                   |
| 10 | Lance Hurdle                 |
| 5  | Cyrus McGowan, Adrian Thomas |

### 30-POINT GAMES

|   |                |
|---|----------------|
| 3 | Jack McClinton |
|---|----------------|

### 20-POINT GAMES

|    |                |
|----|----------------|
| 16 | Jack McClinton |
| 2  | Dwayne Collins |
| 1  | Brian Asbury   |

### DOUBLE-FIGURE REBOUNDING GAMES

|   |                             |
|---|-----------------------------|
| 6 | Dwayne Collins              |
| 4 | Jimmy Graham, Cyrus McGowan |
| 1 | Brian Asbury, Julian Gamble |

### DOUBLE-DOUBLES

|   |   |
|---|---|
| 4 | Dwayne Collins                            |
| 2 | Cyrus McGowan                             |
| 1 | Brian Asbury, Julian Gamble, Jimmy Graham |

### GAMES LEADING MIAMI IN SCORING

|    |                             |
|----|-----------------------------|
| 19 | Jack McClinton              |
| 6  | Dwayne Collins              |
| 4  | Brian Asbury                |
| 3  | James Dews                  |
| 2  | Cyrus McGowan               |
| 1  | Lance Hurdle, Adrian Thomas |

### DWAYNE COLLINS



### GAMES LEADING MIAMI IN REBOUNDING

|    |   |
|----|---|
| 11 | Dwayne Collins                            |
| 9  | Jimmy Graham                              |
| 8  | Brian Asbury                              |
| 6  | Cyrus McGowan                             |
| 1  | James Dews, Julian Gamble, Jack McClinton |

### GAMES LEADING MIAMI IN ASSISTS

|    |  |
|----|--|
| 13 | Jack McClinton                             |
| 12 | Lance Hurdle                               |
| 4  | James Dews                                 |
| 3  | Brian Asbury, Dwayne Collins               |
| 2  | Eddie Rios, Adrian Thomas                  |
| 1  | Julian Gamble, Jimmy Graham, Cyrus McGowan |

### MIAMI'S LARGEST...

|  |   |
|--|---|
| Lead                                   | 54 vs. North Florida, 12/31/08                      |
| Deficit                                | 22 at Florida, 3/20/09                              |
| Halftime Lead                          | 20 at Kentucky, 12/6/08                             |
| Halftime Deficit                       | 16, twice, last at Florida, 3/20/09                 |
| Margin of Victory                      | 53 vs. North Florida, 12/31/08                      |
| Margin of Defeat                       | 19 vs. Clemson, 12/21/08                            |
| Deficit Overcome for a Win             | 17 vs. Maryland, 1/14/09                            |
| Second Half Deficit Overcome for a Win | 17 vs. Maryland, 1/14/09                            |
| Home Crowd                             | 7,200 (sellout) vs. North Carolina, 2/15/09         |
| Road Crowd                             | 24,109 at Kentucky, 12/6/08                         |
| Neutral Crowd                          | 26,352 vs. Virginia Tech at ACC Tournament, 3/12/09 |

## THE HURRICANES WHEN...

|                                       |       |
|---------------------------------------|-------|
| Leading at the half                   | 16-4  |
| Trailing at the half                  | 2-9   |
| Tied at the half                      | 1-0   |
| Scoring 90 or more points             | 2-0   |
| Scoring 80-89 points                  | 2-2   |
| Scoring 70-79 points                  | 12-2  |
| Scoring 60-69 points                  | 3-8   |
| Scoring under 50 points               | 0-1   |
| Allowing 90 or more points            | 0-1   |
| Allowing 80-89 points                 | 0-4   |
| Allowing 70-79 points                 | 1-6   |
| Allowing 60-69 points                 | 9-2   |
| Allowing under 50 points              | 5-0   |
| Shooting 50% or better from the field | 2-0   |
| Shooting 40-49% from the field        | 15-6  |
| Shooting 30-39% from the field        | 2-6   |
| Allowing 50% or better from the field | 0-4   |
| Allowing 40-49% from the field        | 3-7   |
| Allowing 30-39% from the field        | 13-2  |
| Allowing under 30% from the field     | 3-0   |
| Outrebounding opponents               | 12-7  |
| Outrebounded by opponent              | 5-6   |
| Same number of rebounds as opponent   | 1-1   |
| More turnovers than opponent          | 7-7   |
| Fewer turnovers than opponent         | 11-4  |
| Same number of turnovers as opponent  | 2-1   |
| Sunday                                | 1-4   |
| Monday                                | 2-0   |
| Tuesday                               | 0-2   |
| Wednesday                             | 5-2   |
| Thursday                              | 1-1   |
| Friday                                | 2-1   |
| Saturday                              | 8-3   |
| In November                           | 4-1   |
| In December                           | 5-2   |
| In January                            | 5-4   |
| In February                           | 3-3   |
| In March                              | 2-3   |
| Leading with 4:00 left                | 18-0  |
| Trailing with 4:00 left               | 1-13  |
| Leading with 2:00 left                | 18-0  |
| Trailing with 2:00 left               | 1-11  |
| Tied with 2:00 left                   | 0-2   |
| Late games (9 p.m. or later)          | 1-1   |
| Evening games (6 p.m. or later)       | 9-9   |
| Afternoon games (before 6 p.m.)       | 9-3   |
| TV games                              | 13-12 |
| Against ranked opponents              | 2-5   |
| Overtime games                        | 0-3   |
| Games decided by five points or less  | 1-6   |
| Games decided by six to nine points   | 6-0   |
| Games decided by 10 or more points    | 12-7  |
| In white uniforms                     | 12-4  |
| In black uniforms                     | 6-9   |
| In orange uniforms                    | 1-0   |

# ACC IN REVIEW

| Team                     | ACC GAMES |    |      |     |     | OVERALL |    |      |      |      |      |        |
|--------------------------|-----------|----|------|-----|-----|---------|----|------|------|------|------|--------|
|                          | W         | L  | Pct. | Hm  | Rd  | W       | L  | Pct. | Hm   | Rd   | Neu  | Streak |
| North Carolina (2/1) ^\$ | 13        | 3  | .812 | 7-1 | 6-2 | 34      | 4  | .895 | 14-1 | 10-2 | 10-1 | Won 6  |
| Duke (6/11) **           | 11        | 5  | .688 | 7-1 | 4-4 | 30      | 7  | .811 | 16-1 | 6-5  | 8-1  | Lost 1 |
| Wake Forest (12/20) ^    | 11        | 5  | .688 | 7-1 | 4-4 | 24      | 7  | .774 | 14-1 | 7-4  | 3-2  | Lost 2 |
| Florida State (16/22) ^  | 10        | 6  | .625 | 6-2 | 4-4 | 25      | 10 | .714 | 13-3 | 7-5  | 5-2  | Lost 2 |
| Clemson (24/RV) ^        | 9         | 7  | .563 | 5-3 | 4-4 | 23      | 9  | .719 | 13-3 | 7-4  | 3-2  | Lost 3 |
| Boston College ^         | 9         | 7  | .563 | 5-3 | 4-4 | 22      | 12 | .647 | 15-4 | 5-5  | 2-3  | Lost 2 |
| Maryland (—/RV) ^        | 7         | 9  | .438 | 5-3 | 2-6 | 21      | 14 | .600 | 14-4 | 2-6  | 5-4  | Lost 1 |
| Virginia Tech +          | 7         | 9  | .438 | 4-4 | 3-5 | 19      | 15 | .559 | 10-6 | 5-6  | 4-3  | Lost 1 |
| MIAMI +                  | 7         | 9  | .438 | 5-3 | 2-6 | 19      | 13 | .594 | 12-4 | 5-7  | 2-2  | Lost 1 |
| NC State                 | 6         | 10 | .375 | 5-3 | 1-7 | 16      | 14 | .533 | 14-4 | 2-9  | 0-1  | Lost 2 |
| Virginia                 | 4         | 12 | .250 | 3-5 | 1-7 | 10      | 18 | .357 | 9-8  | 1-9  | 0-1  | Lost 1 |
| Georgia Tech             | 2         | 14 | .125 | 2-6 | 0-8 | 12      | 19 | .387 | 9-8  | 2-10 | 1-1  | Lost 1 |

AP Ranking followed by ESPN/USA Today Ranking | \* ACC Tournament Champion | ^ NCAA Tournament participant | \$ NCAA Champion | + NIT participant

## 2009 ACC BASKETBALL TOURNAMENT

Georgia Dome—Atlanta, Ga.

### FIRST ROUND, MARCH 12

#8 Virginia Tech d. #9 Miami, 65-47  
#12 Georgia Tech d. #5 Clemson, 86-81  
#7 Maryland d. #10 NC State, 74-69  
#6 Boston College d. #11 Virginia, 76-63

### QUARTERFINALS, MARCH 13

#1 North Carolina d. #8 Virginia Tech, 79-76  
#4 Florida State d. #12 Georgia Tech, 64-62  
#7 Maryland d. #2 Wake Forest, 75-64  
#3 Duke d. #6 Boston College, 66-65

### SEMIFINALS, MARCH 14

#4 Florida State d. #1 North Carolina, 73-70  
#3 Duke d. #7 Maryland, 67-61

### FINALS, MARCH 15

#3 Duke d. #4 Florida State, 79-69

## 2009 ALL-ACC TOURNAMENT TEAMS

### FIRST TEAM

Toney Douglas, Florida State; Jon Scheyer, Duke; Kyle Singler, Duke; Tyler Hansbrough, North Carolina; Gerald Henderson, Duke.

### SECOND TEAM

Greivis Vasquez, Maryland; Lewis Clinch, Georgia Tech; Wayne Ellington, North Carolina; Solomon Alabi, Florida State; Eric Hayes, Maryland.

### TOURNAMENT MVP

Jon Scheyer, Duke

## 2009 ACC HONORS

### PLAYER OF THE YEAR

Ty Lawson, North Carolina

### ROOKIE OF THE YEAR

Sylvan Landesberg, Virginia

### DEFENSIVE PLAYER OF THE YEAR

Toney Douglas, Florida State

### COACH OF THE YEAR

Leonard Hamilton, Florida State

### FIRST-TEAM ALL-ACC

Tyler Hansbrough, SR, UNC 228  
Toney Douglas, SR, FSU 226  
Ty Lawson, JR, UNC 224  
Gerald Henderson, JR, DU 210  
JACK McCLINTON, SR, UM 188

### SECOND-TEAM ALL-ACC

Jeff Teague, SO, WF 185  
Trevor Booker, JR, CU 156  
Tyrese Rice, SR, BC 151  
Kyle Singler, FR, DU 107  
Greivis Vasquez, JR, MD 116

### THIRD-TEAM ALL-ACC

James Johnson, SO, WF 100  
Malcolm Delaney, SO, VT 83  
A.D. Vassallo, SR, VT 81  
Danny Green, SR, UNC 48  
Gani Lawal, SO, GT 46

### HONORABLE MENTION

Wayne Ellington, JR, UNC  
K.C. Rivers, SR, CU  
Sylvan Landesberg, FR, UVA

### ALL-FRESHMAN TEAM

Sylvan Landesberg, UVA 76  
Al-Farouq Aminu, WF 76  
Iman Shumpert, GT 70  
Solomon Alabi, FSU 59  
Ed Davis, UNC 55

### HONORABLE MENTION

Chris Singleton, FSU

### ALL-DEFENSIVE TEAM

Toney Douglas, SR, FSU 67  
Trevor Booker, JR, CU 67  
Solomon Alabi, FR, FSU 53  
Danny Green, SR, UNC 28  
L.D. Williams, JR, WF 26

### ALL-ACC ACADEMIC TEAM

#### JACK McCLINTON, SR, MIAMI


Jerome Meyinsse, JR, UVA  
Greg Paulus, SR, DU  
Tanner Smith, FR, CU  
Tunji Soroye, SR, UVA  
Johnny Thomas, FR, ST  
Tyler Zeller, FR, UNC  
Brian Zoubek, JR, DU

### “SKIP” PROSSER AWARD

#### JACK McCLINTON, SR, MIAMI

### BOB BRADLEY SPIRIT & COURAGE AWARD

#### ADRIAN THOMAS, JR, MIAMI



JACK McCLINTON



## ACC INDIVIDUAL LEADERS

## SCORING

| ##  | Player-Team                    | NCAA Rank | G         | FG         | 3FG        | FT         | Pts        | Avg/G       |
|-----|--------------------------------|-----------|-----------|------------|------------|------------|------------|-------------|
| 1.  | Toney Douglas, Sr., FSU        | 16        | 35        | 239        | 85         | 188        | 751        | 21.5        |
| 2.  | Tyler Hansbrough, Sr., UNC     | 20        | 34        | 223        | 9          | 249        | 704        | 20.7        |
| 3.  | <b>Jack McClinton, Sr., UM</b> | <b>37</b> | <b>32</b> | <b>200</b> | <b>101</b> | <b>116</b> | <b>617</b> | <b>19.3</b> |
| 4.  | A.D. Vassallo, Sr., VT         | 41        | 34        | 232        | 83         | 101        | 648        | 19.1        |
| 5.  | Jeff Teague, So., WF           | 46        | 31        | 180        | 45         | 179        | 584        | 18.8        |
| 6.  | Malcolm Delaney, So., VT       |           | 34        | 160        | 70         | 225        | 615        | 18.1        |
| 7.  | Greivis Vasquez, Jr., MD       |           | 35        | 218        | 66         | 111        | 613        | 17.5        |
| 8.  | Tyrese Rice, Sr., BC           |           | 33        | 162        | 61         | 172        | 557        | 16.9        |
| 9.  | Ty Lawson, Jr., UNC            |           | 35        | 182        | 51         | 166        | 581        | 16.6        |
| 10. | Sylvan Landesberg, Fr., UVA    |           | 28        | 150        | 16         | 148        | 464        | 16.6        |

## REBOUNDING

| ##  | Player-Team                | NCAA Rank | G  | REB | Avg/G |
|-----|----------------------------|-----------|----|-----|-------|
| 1.  | Trevor Booker, Jr., CU     | 22        | 32 | 311 | 9.7   |
| 2.  | Gani Lawal, So., GT        | 25        | 31 | 294 | 9.5   |
| 3.  | James Johnson, So., WF     |           | 31 | 264 | 8.5   |
| 4.  | Jeff Allen, So., VT        |           | 33 | 277 | 8.4   |
| 5.  | Al-Farouq Aminu, Fr., WF   |           | 31 | 253 | 8.2   |
| 6.  | Tyler Hansbrough, Sr., UNC |           | 34 | 276 | 8.1   |
| 7.  | Alade Aminu, Sr., GT       |           | 31 | 247 | 8.0   |
| 8.  | Ben McCauley, Sr., NCS     |           | 30 | 234 | 7.8   |
| 9.  | Kyle Singler, So., DU      |           | 37 | 284 | 7.7   |
| 10. | Mike Scott, So., UVA       |           | 28 | 208 | 7.4   |

## FIELD GOAL PCT (Min. 5.0 made per game)

| ##  | Player-Team                | NCAA Rank | G  | FG-FGA  | Pct  |
|-----|----------------------------|-----------|----|---------|------|
| 1.  | Trevor Booker, Jr., CU     | 28        | 32 | 189-331 | .571 |
| 2.  | Gani Lawal, So., GT        | 35        | 31 | 184-331 | .556 |
| 3.  | James Johnson, So., WF     | 46        | 31 | 187-345 | .542 |
| 4.  | Ty Lawson, Jr., UNC        |           | 35 | 182-342 | .532 |
| 5.  | Alade Aminu, Sr., GT       |           | 31 | 155-297 | .522 |
| 6.  | Tyler Hansbrough, Sr., UNC |           | 34 | 223-434 | .514 |
| 7.  | Jeff Teague, So., WF       |           | 31 | 180-371 | .485 |
| 8.  | Wayne Ellington, Jr., UNC  |           | 38 | 215-445 | .483 |
| 9.  | Gerald Henderson, Jr., DU  |           | 37 | 213-473 | .450 |
| 10. | A.D. Vassallo, Sr., VT     |           | 34 | 232-516 | .450 |

## FREE THROW PCT (Min. 2.5 made per game)

| ##  | Player-Team                    | NCAA Rank | G         | FT/FTA         | Pct         |
|-----|--------------------------------|-----------|-----------|----------------|-------------|
| 1.  | <b>Jack McClinton, Sr., UM</b> | <b>10</b> | <b>32</b> | <b>116-131</b> | <b>.885</b> |
| 2.  | Malcolm Delaney, So., VT       | 20        | 34        | 225-259        | .869        |
| 3.  | Greivis Vasquez, Jr., MD       | 22        | 35        | 111-128        | .867        |
| 4.  | Tyrese Rice, Sr., BC           | 30        | 33        | 172-201        | .856        |
| 5.  | Uche Echefu, Sr., FSU          | 40        | 33        | 89-105         | .848        |
| 6.  | Tyler Hansbrough, Sr., UNC     | 34        | 249-296   | .841           |             |
| 7.  | Jon Scheyer, Jr., DU           | 37        | 179-214   | .836           |             |
| 8.  | A.D. Vassallo, Sr., VT         | 34        | 101-121   | .835           |             |
| 9.  | Jeff Teague, So., WF           | 31        | 179-219   | .817           |             |
| 10. | Toney Douglas, Sr., FSU        | 35        | 188-232   | .810           |             |

## 3-POINT FG PCT (Min. 2.5 made per game)

| ## | Player-Team                    | NCAA Rank | G         | 3FG-FGA        | Pct         |
|----|--------------------------------|-----------|-----------|----------------|-------------|
| 1. | <b>Jack McClinton, Sr., UM</b> | <b>6</b>  | <b>32</b> | <b>101-223</b> | <b>.453</b> |
| 2. | Terrence Oglesby, So., CU      | 46        | 32        | 92-237         | .388        |
| 3. | Lewis Clinch, Sr., GT          |           | 24        | 71-210         | .338        |

## 3-POINT FG MADE PER GAME

| ##  | Player-Team                    | NCAA Rank | G         | 3FG        | Avg/G      |
|-----|--------------------------------|-----------|-----------|------------|------------|
| 1.  | <b>Jack McClinton, Sr., UM</b> | <b>22</b> | <b>32</b> | <b>101</b> | <b>3.2</b> |
| 2.  | Lewis Clinch, Sr., GT          |           | 29        | 24         | 71         |
| 3.  | Terrence Oglesby, So., CU      |           | 39        | 32         | 92         |
| 4.  | A.D. Vassallo, Sr., VT         |           | 34        | 83         | 24         |
| 5.  | Toney Douglas, Sr., FSU        |           | 35        | 85         | 24         |
| 6.  | Wayne Ellington, Jr., UNC      |           | 38        | 85         | 22         |
| 7.  | K.C. Rivers, Sr., CU           |           | 32        | 69         | 22         |
| 8.  | Jon Scheyer, Jr., DU           |           | 37        | 79         | 21         |
| 9.  | Malcolm Delaney, So., VT       |           | 34        | 70         | 21         |
| 10. | Danny Green, Sr., UNC          |           | 38        | 77         | 20         |

## BLOCKED SHOTS

| ##  | Player-Team               | NCAA Rank | G  | Blocks | Avg/G |
|-----|---------------------------|-----------|----|--------|-------|
| 1.  | Solomon Alabi, Fr., FSU   | 36        | 35 | 73     | 2.1   |
| 2.  | Trevor Booker, Jr., CU    | 49        | 32 | 63     | 2.0   |
| 3.  | Alade Aminu, Sr., GT      |           | 31 | 55     | 1.8   |
| 4.  | Ed Davis, Fr., UNC        |           | 38 | 65     | 1.7   |
| 5.  | Assane Sene, Fr., UVA     |           | 22 | 35     | 1.6   |
| 6.  | James Johnson, So., WF    |           | 31 | 48     | 1.6   |
| 7.  | Gani Lawal, So., GT       |           | 31 | 46     | 1.5   |
| 8.  | Jeral Grant, So., CU      |           | 32 | 45     | 1.4   |
| 9.  | Chris Singleton, Fr., FSU |           | 35 | 47     | 1.3   |
| 10. | Danny Green, Sr., UNC     |           | 38 | 51     | 1.3   |

## ASSISTS

| ##  | Player-Team               | NCAA Rank | G   | Assists | Avg/G |
|-----|---------------------------|-----------|-----|---------|-------|
| 1.  | Ty Lawson, Jr., UNC       | 8         | 35  | 230     | 6.6   |
| 2.  | Tyrese Rice, Sr., BC      | 27        | 33  | 176     | 5.3   |
| 3.  | Greivis Vasquez, Jr., MD  | 38        | 35  | 176     | 5.0   |
| 4.  | Iman Shumpert, Fr., GT    | 44        | 31  | 154     | 5.0   |
| 5.  | Malcolm Delaney, So., VT  | 34        | 152 | 4.5     |       |
| 6.  | Demontez Stitt, So., CU   | 32        | 121 | 3.8     |       |
| 7.  | Jeff Teague, So., WF      | 31        | 110 | 3.6     |       |
| 8.  | Ishmael Smith, Jr., WF    | 29        | 100 | 3.5     |       |
| 9.  | Eric Hayes, Jr., MD       | 35        | 112 | 3.2     |       |
| 10. | Sammy Zeglinski, Fr., UVA | 28        | 84  | 3.0     |       |

## ASSIST/TURNOVER RATIO

(Min. 3.0 assists/game)

| #   | Player-Team               | NCAA Rank | Ass | TO   | Ratio |
|-----|---------------------------|-----------|-----|------|-------|
| 1.  | Ty Lawson, Jr., UNC       | 3         | 230 | 66   | 3.48  |
| 2.  | Eric Hayes Jr., MD        | 12        | 61  | 1.84 |       |
| 3.  | Greivis Vasquez, Jr., MD  | 176       | 98  | 1.80 |       |
| 4.  | Ishmael Smith, Jr., WF    | 100       | 59  | 1.69 |       |
| 5.  | Malcolm Delaney, So., VT  | 152       | 97  | 1.57 |       |
| 6.  | Demontez Stitt, So., CU   | 121       | 81  | 1.49 |       |
| 7.  | Tyrese Rice, Sr., BC      | 176       | 125 | 1.41 |       |
| 8.  | Iman Shumpert, Fr., GT    | 154       | 116 | 1.33 |       |
| 9.  | Sammy Zeglinski, Fr., UVA | 84        | 70  | 1.20 |       |
| 10. | Lewis Clinch, Sr., GT     | 72        | 61  | 1.18 |       |

## STEALS

| #   | Player-Team               | NCAA Rank | G  | Steals | Avg/G |
|-----|---------------------------|-----------|----|--------|-------|
| 1.  | Ty Lawson, Jr., UNC       | 33        | 35 | 75     | 2.1   |
| 2.  | Iman Shumpert, Fr. GT     | 45        | 31 | 64     | 2.1   |
| 3.  | Jeff Teague, So., WF      |           | 31 | 58     | 1.9   |
| 4.  | Jeff Allen, So., VT       |           | 33 | 61     | 1.9   |
| 5.  | Toney Douglas, Sr., FSU   |           | 35 | 63     | 1.8   |
| 6.  | Danny Green, Sr., UNC     |           | 38 | 67     | 1.8   |
| 7.  | K.C. Rivers, Sr., CU      |           | 32 | 55     | 1.7   |
| 8.  | Jon Scheyer, Jr., DU      |           | 37 | 58     | 1.6   |
| 9.  | Rakim Sanders, So., BC    |           | 34 | 53     | 1.6   |
| 10. | Chris Singleton, Fr., FSU |           | 35 | 54     | 1.5   |

## OFFENSIVE REBOUNDS

| ##  | Player-Team                    | G         | Reb       | Avg/G      |
|-----|--------------------------------|-----------|-----------|------------|
| 1.  | Gani Lawal, So., GT            | 31        | 111       | 3.6        |
| 2.  | Mike Scott, So., UVA           | 28        | 95        | 3.4        |
| 3.  | Trevor Booker, Jr., CU         | 32        | 107       | 3.3        |
| 4.  | Corey Ralji, So., BC           | 34        | 112       | 3.3        |
| 5.  | <b>Dwayne Collins, Jr., UM</b> | <b>31</b> | <b>95</b> | <b>3.1</b> |
| 6.  | Tyler Hansbrough, Sr., UNC     | 34        | 103       | 3.0        |
| 7.  | Kyle Singler, So., DU          | 37        | 112       | 3.0        |
| 8.  | Jeff Allen, So., VT            | 33        | 93        | 2.8        |
| 9.  | Landon Millbourne, Jr., MD     | 35        | 94        | 2.7        |
| 10. | Alade Aminu, Sr., GT           | 31        | 80        | 2.6        |

## MINUTES PLAYED

| ##  | Player-Team                    | G         | Minutes     | Avg/G       |
|-----|--------------------------------|-----------|-------------|-------------|
| 1.  | Malcolm Delaney, So., VT       | 34        | 1255        | 36.9        |
| 2.  | A.D. Vassallo, Sr., VT         | 34        | 1247        | 36.7        |
| 3.  | Toney Douglas, Sr., FSU        | 35        | 1279        | 36.5        |
| 4.  | Lewis Clinch, Sr., GT          | 24        | 832         | 34.7        |
| 5.  | Greivis Vasquez, Jr., MD       | 35        | 1210        | 34.6        |
| 6.  | Sylvan Landesberg, Fr., UVA    | 28        | 957         | 34.2        |
| 7.  | Tyrese Rice, Sr., BC           | 33        | 1101        | 33.4        |
| 8.  | Jon Scheyer, Jr., DU           | 37        | 1214        | 32.8        |
| 9.  | Kyle Singler, So., DU          | 37        | 1193        | 32.2        |
| 10. | <b>Jack McClinton, Sr., UM</b> | <b>32</b> | <b>1030</b> | <b>32.2</b> |

**JACK McCLINTON** closed his Miami career as the most accurate three-point shooter in both school and ACC history. Over his three years as a Hurricane, McClinton converted 44 percent from long range, including an ACC-leading 3.2 treys per game at a league-best 45.3 percent clip as a senior to rank sixth in the NCAA. His UM-record 286 career threes rank 11th in ACC history,

while his career 3.01 three-pointer per game average is fifth-best in the ACC annals. He also led the ACC in free throw percentage all three seasons and his 90.0 career percentage is second-best in conference history. As a senior, he ranked third in scoring with 19.3 points per game, while his 21.8 points per game versus ACC opponents was second-best among league players.

# ACC TEAM STATISTICS

## SCORING OFFENSE

| #   | Team           | NCAA Rank | G         | W-L          | Pts         | Avg/G       |
|-----|----------------|-----------|-----------|--------------|-------------|-------------|
| 1.  | North Carolina | 2         | 38        | 34-4         | 3413        | 89.8        |
| 2.  | Wake Forest    | 6         | 31        | 24-7         | 2510        | 81.0        |
| 3.  | Clemson        | 17        | 32        | 23-9         | 2507        | 78.3        |
| 4.  | Duke           | 27        | 37        | 30-7         | 2867        | 77.5        |
| 5.  | Boston College | 63        | 34        | 22-12        | 2528        | 74.4        |
| 6.  | NC State       | 83        | 30        | 16-14        | 2189        | 73.0        |
| 7.  | <b>Miami</b>   | <b>90</b> | <b>32</b> | <b>19-13</b> | <b>2325</b> | <b>72.7</b> |
| 8.  | Virginia Tech  | 91        | 34        | 19-15        | 2470        | 72.6        |
| 9.  | Maryland       | 103       | 35        | 21-14        | 2512        | 71.8        |
| 10. | Georgia Tech   | 111       | 31        | 12-19        | 2208        | 71.2        |
| 11. | Virginia       | 133       | 28        | 10-18        | 1960        | 70.0        |
| 12. | Florida State  | 159       | 35        | 25-10        | 2392        | 68.3        |

## SCORING DEFENSE

| #   | Team           | NCAA Rank  | G         | W-L          | Pts         | Avg/G       |
|-----|----------------|------------|-----------|--------------|-------------|-------------|
| 1.  | Florida State  | 96         | 35        | 25-10        | 2271        | 64.9        |
| 2.  | Duke           | 119        | 37        | 30-7         | 2439        | 65.9        |
| 3.  | <b>Miami</b>   | <b>132</b> | <b>32</b> | <b>19-13</b> | <b>2123</b> | <b>66.3</b> |
| 4.  | Clemson        | 177        | 32        | 23-9         | 2177        | 68.0        |
| 5.  | Maryland       | 204        | 35        | 21-14        | 2419        | 69.1        |
| 6.  | NC State       | 213        | 30        | 16-14        | 2087        | 69.6        |
| 7.  | Boston College | 234        | 34        | 22-12        | 2397        | 70.5        |
| 8.  | Virginia Tech  | 245        | 34        | 19-15        | 2405        | 70.7        |
| 9.  | Wake Forest    | 246        | 31        | 24-7         | 2193        | 70.7        |
| 10. | Georgia Tech   | 263        | 31        | 12-19        | 2216        | 71.5        |
| 11. | North Carolina | 275        | 38        | 34-4         | 2735        | 72.0        |
| 12. | Virginia       | 282        | 28        | 10-18        | 2029        | 72.52       |

## SCORING MARGIN

| #   | Team           | NCAA Rank | G         | Off.        | Def.        | Margin     |
|-----|----------------|-----------|-----------|-------------|-------------|------------|
| 1.  | North Carolina | 1         | 38        | 89.8        | 72.0        | 17.8       |
| 2.  | Duke           | 10        | 37        | 77.5        | 65.9        | 11.6       |
| 3.  | Clemson        | 16        | 32        | 78.3        | 68.0        | 10.3       |
| 4.  | Wake Forest    | 18        | 31        | 81.0        | 70.7        | 10.2       |
| 5.  | <b>Miami</b>   | <b>60</b> | <b>32</b> | <b>72.7</b> | <b>66.3</b> | <b>6.3</b> |
| 6.  | Boston College | 109       | 34        | 74.4        | 70.5        | 3.9        |
| 7.  | Florida State  | 117       | 35        | 68.3        | 64.9        | 3.5        |
| 8.  | NC State       | 118       | 30        | 73.0        | 69.6        | 3.4        |
| 9.  | Maryland       | 130       | 35        | 71.8        | 69.1        | 2.7        |
| 10. | Virginia Tech  | 150       | 34        | 72.6        | 70.7        | 1.9        |
| 11. | Georgia Tech   | 194       | 31        | 71.2        | 71.5        | -0.3       |
| 12. | Virginia       | 240       | 28        | 70.0        | 72.5        | -2.5       |

## FIELD GOAL PERCENTAGES

| #   | Team           | NCAA Rank  | G         | FG         | FGA         | Pct.        |
|-----|----------------|------------|-----------|------------|-------------|-------------|
| 1.  | Wake Forest    | 4          | 31        | 906        | 1849        | .490        |
| 2.  | North Carolina | 15         | 38        | 1205       | 2509        | .480        |
| 3.  | NC State       | 25         | 30        | 773        | 1626        | .475        |
| 4.  | Clemson        | 54         | 32        | 912        | 1971        | .463        |
| 5.  | Duke           | 126        | 37        | 971        | 2186        | .444        |
| 6.  | Boston College | 137        | 34        | 885        | 2000        | .443        |
| 7.  | Virginia Tech  | 166        | 34        | 845        | 1934        | .437        |
| 8.  | Georgia Tech   | 172        | 31        | 815        | 1868        | .436        |
| 9.  | Florida State  | 183        | 35        | 820        | 1886        | .435        |
| 10. | <b>Miami</b>   | <b>219</b> | <b>32</b> | <b>796</b> | <b>1865</b> | <b>.427</b> |
| 11. | Maryland       | 229        | 35        | 924        | 2179        | .424        |
| 12. | Virginia       | 255        | 28        | 701        | 1682        | .417        |

## FIELD GOAL PCT DEFENSE

| #   | Team           | NCAA Rank | G         | FG         | FGA         | Pct.        |
|-----|----------------|-----------|-----------|------------|-------------|-------------|
| 1.  | Florida State  | 9         | 35        | 771        | 1994        | .387        |
| 2.  | <b>Miami</b>   | <b>24</b> | <b>32</b> | <b>738</b> | <b>1863</b> | <b>.396</b> |
| 3.  | Wake Forest    | 31        | 31        | 770        | 1933        | .398        |
| 4.  | North Carolina | 64        | 38        | 1013       | 2468        | .410        |
| 5.  | Georgia Tech   | 81        | 31        | 769        | 1848        | .416        |
| 6.  | Virginia Tech  | 115       | 34        | 842        | 2000        | .421        |
| 7.  | Maryland       | 117       | 35        | 872        | 2068        | .422        |
| 8.  | Boston College | 125       | 34        | 857        | 2014        | .426        |
| 9.  | Clemson        | 148       | 32        | 794        | 1842        | .431        |
| 10. | NC State       | 156       | 30        | 772        | 1789        | .432        |
| 11. | Duke           | 171       | 37        | 905        | 2086        | .434        |
| 12. | Virginia       | 192       | 28        | 724        | 1653        | .438        |

## FREE THROW PERCENTAGES

| #   | Team           | NCAA Rank  | G         | FT         | FTA        | Pct.        |
|-----|----------------|------------|-----------|------------|------------|-------------|
| 1.  | Maryland       | 9          | 35        | 463        | 611        | .758        |
| 2.  | North Carolina | 18         | 38        | 739        | 983        | .752        |
| 3.  | Virginia       | 27         | 28        | 402        | 543        | .740        |
| 4.  | Boston College | 31         | 34        | 541        | 733        | .738        |
| 5.  | Duke           | 54         | 37        | 658        | 904        | .728        |
| 6.  | Florida State  | 59         | 35        | 536        | 739        | .725        |
| 7.  | Virginia Tech  | 61         | 34        | 573        | 791        | .724        |
| 8.  | NC State       | 78         | 30        | 441        | 615        | .717        |
| 9.  | Wake Forest    | 93         | 31        | 572        | 804        | .711        |
| 10. | Clemson        | 176        | 32        | 427        | 621        | .688        |
| 11. | <b>Miami</b>   | <b>189</b> | <b>32</b> | <b>482</b> | <b>706</b> | <b>.683</b> |
| 12. | Georgia Tech   | 309        | 31        | 419        | 665        | .630        |

## 3-POINT FIELD GOAL PERCENTAGES

| #   | Team           | NCAA Rank | G         | 3FG        | 3FGA       | Pct.        |
|-----|----------------|-----------|-----------|------------|------------|-------------|
| 1.  | North Carolina | 20        | 38        | 264        | 682        | .387        |
| 2.  | NC State       | 42        | 30        | 202        | 538        | .375        |
| 3.  | Clemson        | 46        | 32        | 256        | 684        | .374        |
| 4.  | <b>Miami</b>   | <b>63</b> | <b>32</b> | <b>251</b> | <b>682</b> | <b>.368</b> |
| 5.  | Duke           | 127       | 37        | 267        | 766        | .349        |
| 6.  | Florida State  | 155       | 35        | 216        | 631        | .342        |
| 7.  | Virginia Tech  | 173       | 34        | 207        | 615        | .337        |
| 8.  | Boston College | 183       | 34        | 217        | 649        | .334        |
| 9.  | Maryland       | 191       | 35        | 201        | 604        | .333        |
| 10. | Georgia Tech   | 227       | 31        | 159        | 492        | .323        |
| 11. | Wake Forest    | 234       | 31        | 126        | 394        | .320        |
| 12. | Virginia       | 242       | 28        | 156        | 494        | .316        |

## 3-POINT FIELD GOALS MADE

| #   | Team           | NCAA Rank | G         | 3FG        | PG         |
|-----|----------------|-----------|-----------|------------|------------|
| 1.  | Clemson        | 34        | 32        | 256        | 8.0        |
| 2.  | <b>Miami</b>   | <b>43</b> | <b>32</b> | <b>251</b> | <b>7.8</b> |
| 3.  | Duke           | 74        | 37        | 267        | 7.2        |
| 4.  | North Carolina | 93        | 38        | 264        | 7.0        |
| 5.  | NC State       | 118       | 30        | 202        | 6.7        |
| 6.  | Boston College | 147       | 34        | 217        | 6.4        |
| 7.  | Florida State  | 169       | 35        | 216        | 6.2        |
| 8.  | Virginia Tech  | 178       | 34        | 207        | 6.1        |
| 9.  | Maryland       | 214       | 35        | 201        | 5.7        |
| 10. | Virginia       | 227       | 28        | 156        | 5.6        |
| 11. | Georgia Tech   | 267       | 31        | 159        | 5.1        |
| 12. | Wake Forest    | 319       | 31        | 126        | 4.1        |

## 3-POINT FIELD GOAL PCT DEFENSE

| #   | Team           | NCAA Rank | G         | 3FG        | 3FGA       | Pct.        |
|-----|----------------|-----------|-----------|------------|------------|-------------|
| 1.  | Wake Forest    | 17        | 31        | 207        | 681        | .304        |
| 2.  | <b>Miami</b>   | <b>57</b> | <b>32</b> | <b>226</b> | <b>703</b> | <b>.321</b> |
| 3.  | Georgia Tech   | 65        | 31        | 201        | 620        | .324        |
| 4.  | Florida State  | 76        | 35        | 239        | 731        | .327        |
| 5.  | Boston College | 84        | 34        | 197        | 600        | .328        |
| 6.  | Virginia       | 119       | 28        | 175        | 524        | .334        |
| 7.  | NC State       | 120       | 30        | 173        | 518        | .334        |
| 8.  | North Carolina | 134       | 38        | 274        | 814        | .337        |
| 9.  | Virginia Tech  | 152       | 34        | 238        | 704        | .338        |
| 10. | Duke           | 154       | 37        | 183        | 541        | .338        |
| 11. | Maryland       | 202       | 35        | 245        | 706        | .347        |
| 12. | Clemson        | 265       | 32        | 190        | 529        | .359        |

## REBOUNDING MARGIN

| #   | Team           | NCAA Rank | G         | Own         | Opp         | Margin     |
|-----|----------------|-----------|-----------|-------------|-------------|------------|
| 1.  | North Carolina | 17        | 38        | 41.9        | 35.6        | 6.3        |
| 2.  | Wake Forest    | 22        | 31        | 40.7        | 34.8        | 5.9        |
| 3.  | <b>Miami</b>   | <b>30</b> | <b>32</b> | <b>39.8</b> | <b>34.6</b> | <b>5.2</b> |
| 4.  | NC State       | 58        | 30        | 35.8        | 32.4        | 3.4        |
| 5.  | Virginia Tech  | 71        | 34        | 37.0        | 33.9        | 3.1        |
| 6.  | Duke           | 81        | 37        | 36.4        | 33.7        | 2.7        |
| 7.  | Boston College | 83        | 34        | 37.0        | 34.3        | 2.7        |
| 8.  | Georgia Tech   | 101       | 31        | 39.1        | 36.9        | 2.2        |
| 9.  | Clemson        | 109       | 32        | 37.2        | 35.2        | 1.9        |
| 10. | Virginia       | 131       | 28        | 36.8        | 35.4        | 1.4        |
| 11. | Florida State  | 151       | 35        | 35.8        | 34.9        | 0.9        |
| 12. | Maryland       | 246       | 35        | 36.4        | 38.1        | -1.7       |

## BLOCKED SHOTS

| #   | Team           | NCAA Rank | G         | Blk.       | PG         |
|-----|----------------|-----------|-----------|------------|------------|
| 1.  | Clemson        | 10        | 32        | 187        | 5.8        |
| 2.  | Florida State  | 11        | 35        | 202        | 5.8        |
| 3.  | Wake Forest    | 12        | 31        | 176        | 5.7        |
| 4.  | North Carolina | 20        | 38        | 196        | 5.2        |
| 5.  | Georgia Tech   | 26        | 31        | 154        | 5.0        |
| 6.  | Virginia Tech  | 43        | 34        | 155        | 4.6        |
| 7.  | Boston College | 57        | 34        | 147        | 4.3        |
| 8.  | Maryland       | 64        | 35        | 145        | 4.1        |
| 9.  | Virginia       | 68        | 28        | 112        | 4.0        |
| 10. | Duke           | 72        | 37        | 146        | 4.0        |
| 11. | <b>Miami</b>   | <b>86</b> | <b>32</b> | <b>122</b> | <b>3.8</b> |
| 12. | NC State       | 91        | 30        | 114        | 3.8        |

## ASSISTS

| #   | Team           | NCAA Rank  | G         | Asst.      | PG          |
|-----|----------------|------------|-----------|------------|-------------|
| 1.  | North Carolina | 5          | 38        | 685        | 18.0        |
| 2.  | NC State       | 47         | 30        | 458        | 15.3        |
| 3.  | Clemson        | 60         | 32        | 478        | 14.9        |
| 4.  | Georgia Tech   | 63         | 31        | 462        | 14.9        |
| 5.  | Boston College | 66         | 34        | 503        | 14.8        |
| 6.  | Maryland       | 74         | 35        | 511        | 14.6        |
| 7.  | Virginia Tech  | 134        | 34        | 454        | 13.4        |
| 8.  | Duke           | 142        | 37        | 492        | 13.3        |
| 9.  | Wake Forest    | 156        | 31        | 405        | 13.1        |
| 10. | <b>Miami</b>   | <b>186</b> | <b>32</b> | <b>406</b> | <b>12.7</b> |
| 11. | Virginia       | 210        | 28        | 348        | 12.4        |
| 12. | Florida State  | 236        | 35        | 423        | 12.1        |

## ASSIST/TURNOVER RATIO

| #   | Team           | NCAA Rank  | G         | Own         | Opp         | Ratio         |
|-----|----------------|------------|-----------|-------------|-------------|---------------|
| 1.  | North Carolina | 4          | 38        | 18.0        | 12.4        | 1.45:1        |
| 2.  | Maryland       | 37         | 35        | 14.6        | 12.2        | 1.19:1        |
| 3.  | Boston College | 63         | 34        | 14.8        | 13.4        | 1.10:1        |
| 4.  | Duke           | 76         | 37        | 13.3        | 12.3        | 1.08:1        |
| 5.  | NC State       | 95         | 30        | 15.3        | 14.5        | 1.05:1        |
| 6.  | Clemson        | 96         | 32        | 14.9        | 14.3        | 1.05:1        |
| 7.  | Virginia Tech  | 134        | 34        | 13.4        | 13.5        | 0.99:1        |
| 8.  | <b>Miami</b>   | <b>161</b> | <b>32</b> | <b>12.7</b> | <b>13.3</b> | <b>0.95:1</b> |
| 9.  | Georgia Tech   | 208        | 31        | 14.9        | 16.8        | 0.89:1        |
| 10. | Virginia       | 246        | 28        | 12.4        | 14.8        | 0.84:1        |
| 11. | Wake Forest    | 253        | 31        | 13.1        | 15.9        | 0.82:1        |
| 12. | Florida State  | 281        | 35        | 12.1        | 15.7        | 0.77:1        |

## STEALS

| #   | Team           | NCAA Rank  | G         | St.        | PG         |
|-----|----------------|------------|-----------|------------|------------|
| 1.  | Clemson        | 7          | 32        | 298        | 9.3        |
| 2.  | North Carolina | 26         | 38        | 325        | 8.6        |
| 3.  | Duke           | 32         | 37        | 311        | 8.4        |
| 4.  | Wake Forest    | 36         | 31        | 258        | 8.3        |
| 5.  | Georgia Tech   | 40         | 31        | 256        | 8.3        |
| 6.  | Florida State  | 46         | 35        | 284        | 8.1        |
| 7.  | Maryland       | 69         | 35        | 268        | 7.7        |
| 8.  | Virginia Tech  | 181        | 34        | 221        | 6.5        |
| 9.  | Virginia       | 191        | 28        | 179        | 6.4        |
| 10. | Boston College | 217        | 34        | 208        | 6.1        |
| 11. | <b>Miami</b>   | <b>221</b> | <b>32</b> | <b>194</b> | <b>6.1</b> |
| 12. | NC State       | 268        | 30        | 168        | 5.6        |

HEAD COACH FRANK HAITH

## ACC INDIVIDUAL STATISTICAL LEADERS

## ACC GAMES ONLY

## SCORING

| #   | Player-Team                   | G         | Pts        | Avg/G       |
|-----|-------------------------------|-----------|------------|-------------|
| 1.  | Toney Douglas, SR, FSU        | 16        | 369        | 23.1        |
| 2.  | <b>Jack McClinton, SR, UM</b> | <b>16</b> | <b>348</b> | <b>21.8</b> |
| 3.  | Tyler Hansbrough, SR, UNC     | 16        | 318        | 19.9        |
| 5.  | Gerald Henderson, JR, DU      | 16        | 317        | 19.8        |
| 6.  | A.D. Vassallo, SR, VT         | 16        | 310        | 19.4        |
| 7.  | Jeff Teague, SO, WF           | 16        | 308        | 19.3        |
| 8.  | Tyrese Rice, SO, DU           | 16        | 291        | 18.2        |
| 9.  | Wayne Ellington, JR, UNC      | 16        | 275        | 17.2        |
| 10. | Kyle Singler, SO, DU          | 16        | 266        | 16.6        |

## REBOUNDING

| #   | Player-Team                   | G         | Pts        | Avg/G      |
|-----|-------------------------------|-----------|------------|------------|
| 1.  | Trevor Booker, JR, CU         | 16        | 168        | 10.5       |
| 2.  | Gani Lawal, SO, GT            | 16        | 142        | 8.9        |
| 3.  | Tyler Hansbrough, SR, UNC     | 16        | 140        | 8.8        |
| 4.  | James Johnson, SO, WF         | 16        | 137        | 8.6        |
| 5.  | Alade Aminu, SR, GT           | 16        | 129        | 8.1        |
| 6.  | Jeff Allen, SO, VT            | 15        | 119        | 7.9        |
| 7.  | Al-Farouq Aminu, FR, WF       | 16        | 124        | 7.8        |
| 8.  | Ben McCauley, SR, ST          | 16        | 120        | 7.5        |
| 9.  | Kyle Singler, SO, DU          | 16        | 119        | 7.4        |
| 10. | <b>Dwayne Collins, JR, UM</b> | <b>15</b> | <b>100</b> | <b>6.7</b> |

## FIELD GOAL PCT (Min. 5.0 made per game)

| #   | Player-Team               | G  | FGM | FGA | Pct  |
|-----|---------------------------|----|-----|-----|------|
| 1.  | James Johnson, SO, WF     | 16 | 101 | 181 | .558 |
| 2.  | Trevor Booker, JR, CU     | 16 | 92  | 169 | .544 |
| 3.  | Gani Lawal, SO, GT        | 16 | 88  | 163 | .540 |
| 4.  | Ty Lawson, JR, UNC        | 16 | 84  | 163 | .515 |
| 5.  | Tyler Hansbrough, SR, UNC | 16 | 102 | 207 | .493 |
| 6.  | Gerald Henderson, JR, DU  | 16 | 117 | 241 | .485 |
| 7.  | Wayne Ellington, JR, UNC  | 16 | 96  | 201 | .478 |
| 8.  | Rakim Sanders, SO, BC     | 16 | 85  | 178 | .478 |
| 9.  | A.D. Vassallo, SR, VT     | 16 | 112 | 239 | .469 |
| 10. | KC Rivers, SR, CU         | 16 | 87  | 188 | .463 |

## FREE THROW PCT (Min. 2.5 made per game)

| #   | PLAYER-TEAM                   | G         | FTM       | FTA       | PCT         |
|-----|-------------------------------|-----------|-----------|-----------|-------------|
| 1.  | Uche Echefu, SR, FSU          | 16        | 50        | 55        | .909        |
| 2.  | <b>Jack McClinton, SR, UM</b> | <b>16</b> | <b>69</b> | <b>77</b> | <b>.896</b> |
| 3.  | Tyrese Rice, SR, BC           | 16        | 86        | 98        | .878        |
| 4.  | Ty Lawson, JR, NC             | 16        | 67        | 78        | .859        |
| 5.  | Malcolm Delaney, SO, VT       | 16        | 100       | 117       | .855        |
| 6.  | Tyler Hansbrough, SR, UNC     | 16        | 107       | 127       | .843        |
| 7.  | Toney Douglas, SR, FSU        | 16        | 102       | 123       | .829        |
| 8.  | Jon Scheyer, JR, DU           | 16        | 74        | 90        | .822        |
| 9.  | Greivis Vasquez, JR, MD       | 16        | 40        | 49        | .816        |
| 10. | Jeff Teague, SO, WF           | 16        | 96        | 118       | .814        |

## 3-POINT FG PCT (Min. 2.5 made per game)

| #  | Player-Team                   | G         | 3FG       | FGA        | Pct         |
|----|-------------------------------|-----------|-----------|------------|-------------|
| 1. | <b>Jack McClinton, SR, UM</b> | <b>16</b> | <b>53</b> | <b>117</b> | <b>.453</b> |
| 2. | Toney Douglas, SR, FSU        | 16        | 41        | 106        | .387        |
| 3. | Terrence Oglesby, SO, CU      | 16        | 49        | 130        | .377        |
| 4. | Lewis Clinch, SR, GT          | 16        | 49        | 141        | .348        |

## 3-POINT FG MADE PER GAME

| #   | Player-Team                   | G         | 3FG       | Avg/G      |
|-----|-------------------------------|-----------|-----------|------------|
| 1.  | <b>Jack McClinton, SR, UM</b> | <b>16</b> | <b>53</b> | <b>3.3</b> |
| 2.  | Lewis Clinch, SR, GT          | 16        | 49        | 3.1        |
|     | Terrence Oglesby, SO, CU      | 16        | 49        | 3.1        |
| 4.  | Toney Douglas, SR, FSU        | 16        | 41        | 2.6        |
| 5.  | KC Rivers, SR, CU             | 16        | 39        | 2.4        |
| 6.  | Wayne Ellington, JR, UNC      | 16        | 37        | 2.3        |
| 7.  | A.D. Vassallo, SR, VT         | 16        | 36        | 2.3        |
| 8.  | Danny Green, SR, UNC          | 16        | 35        | 2.2        |
|     | Jon Scheyer, JR, DU           | 16        | 35        | 2.2        |
| 10. | Malcolm Delaney, SO, VT       | 16        | 34        | 2.1        |

## BLOCKED SHOTS

| #  | Player-Team                 | G         | Blocks    | Avg/G      |
|----|-----------------------------|-----------|-----------|------------|
| 1. | Solomon Alabi, FR, FSU      | 16        | 36        | 2.3        |
| 2. | Gani Lawal, SO, GT          | 16        | 32        | 2.0        |
| 3. | Ed Davis, FR, UNC           | 16        | 30        | 1.9        |
| 4. | Alade Aminu, SR, GT         | 16        | 28        | 1.8        |
| 5. | James Johnson, SO, WF       | 16        | 26        | 1.6        |
| 6. | Trevor Booker, JR, CU       | 16        | 25        | 1.6        |
| 7. | Assane Sene, FR, UVA        | 14        | 20        | 1.4        |
| 8. | Danny Green, SR, UNC        | 16        | 22        | 1.4        |
| 9. | Jeral Grant, SO, CU         | 16        | 21        | 1.3        |
|    | <b>Jimmy Graham, SR, UM</b> | <b>16</b> | <b>21</b> | <b>1.3</b> |

## ASSISTS

| #   | Player-Team             | G  | Assists | Avg/G |
|-----|-------------------------|----|---------|-------|
| 1.  | Ty Lawson, JR, UNC      | 16 | 102     | 6.4   |
| 2.  | Greivis Vasquez, JR, MD | 16 | 77      | 4.8   |
| 3.  | Tyrese Rice, SR, BC     | 16 | 76      | 4.8   |
| 4.  | Iman Shumpert, FR, GT   | 16 | 64      | 4.0   |
| 5.  | Demontez Stitt, SO, CU  | 16 | 61      | 3.8   |
| 6.  | Ishmael Smith, JR, WF   | 16 | 56      | 3.5   |
| 7.  | Maurice Miller, SO, GT  | 15 | 51      | 3.4   |
| 8.  | Malcolm Delaney, SO, VT | 16 | 54      | 3.4   |
| 9.  | Eric Hayes, JR, MD      | 16 | 53      | 3.3   |
| 10. | Toney Douglas, SR, FSU  | 16 | 51      | 3.2   |
|     | Lewis Clinch, SR, GT    | 16 | 51      | 3.2   |

## ASSIST/TURNOVER RATIO

(Min. 3.0 assists/game)

| #   | Player-Team             | G  | Asst | TO | Ratio |
|-----|-------------------------|----|------|----|-------|
| 1.  | Hank Thorns, SO, VT     | 15 | 47   | 17 | 2.8   |
| 2.  | Ty Lawson, JR, UNC      | 16 | 102  | 39 | 2.6   |
| 3.  | Jon Scheyer, JR, DU     | 16 | 48   | 23 | 2.1   |
| 4.  | Demontez Stitt, SO, CU  | 16 | 61   | 37 | 1.6   |
| 5.  | Eric Hayes, JR, MD      | 16 | 53   | 33 | 1.6   |
| 6.  | Greivis Vasquez, JR, MD | 16 | 77   | 48 | 1.6   |
| 7.  | Ishmael Smith, JR, WF   | 16 | 56   | 36 | 1.6   |
| 8.  | Toney Douglas, SR, FSU  | 16 | 51   | 33 | 1.5   |
| 9.  | Lewis Clinch, SR, GT    | 16 | 51   | 38 | 1.3   |
| 10. | Farnold Degand, JR, ST  | 15 | 47   | 38 | 1.2   |

## STEALS

| #   | Player-Team              | G  | Steals | Avg/G |
|-----|--------------------------|----|--------|-------|
| 1.  | Iman Shumpert, FR, GT    | 16 | 36     | 2.3   |
| 2.  | Danny Green, SR, UNC     | 16 | 33     | 2.1   |
| 3.  | Rakim Sanders, SO, BC    | 16 | 31     | 1.9   |
| 4.  | Toney Douglas, SR, FSU   | 16 | 30     | 1.9   |
| 5.  | K.C. Rivers, SR, CU      | 16 | 28     | 1.8   |
| 6.  | Jeff Teague, SO, WF      | 16 | 27     | 1.7   |
|     | Demontez Stitt, SO, CU   | 16 | 27     | 1.7   |
|     | Chris Singleton, FR, FSU | 16 | 27     | 1.7   |
|     | Gerald Henderson, JR, DU | 16 | 27     | 1.7   |
| 10. | Jeff Allen, SO, VT       | 15 | 25     | 1.7   |

## OFFENSIVE REBOUNDS

| #   | Player-Team                   | G         | No.       | Avg/G      |
|-----|-------------------------------|-----------|-----------|------------|
| 1.  | Trevor Booker, JR, CU         | 16        | 57        | 3.6        |
| 2.  | Gani Lawal, SO, GT            | 16        | 56        | 3.5        |
| 3.  | <b>Dwayne Collins, JR, UM</b> | <b>15</b> | <b>50</b> | <b>3.3</b> |
| 4.  | Kyle Singler, SO, DU          | 16        | 52        | 3.3        |
| 5.  | Tyler Hansbrough, SR, UNC     | 16        | 51        | 3.2        |
| 6.  | Jeff Allen, SO, VT            | 15        | 46        | 3.1        |
| 7.  | Raymond Sykes, SR, CU         | 16        | 48        | 3.0        |
| 8.  | Corey Raji, SO, BC            | 16        | 46        | 2.9        |
| 9.  | Mike Scott, SO, UVA           | 16        | 45        | 2.8        |
| 10. | Landon Milbourne, JR, MD      | 16        | 44        | 2.8        |

## DEFENSIVE REBOUNDS

| #  | Player-Team                 | G         | No.       | Avg/G      |
|----|-----------------------------|-----------|-----------|------------|
| 1. | Trevor Booker, JR, CU       | 16        | 111       | 6.9        |
| 2. | James Johnson, SO, WF       | 16        | 99        | 6.2        |
| 3. | Alade Aminu, SR, GT         | 16        | 92        | 5.8        |
| 4. | Al-Farouq Aminu, FR, WF     | 16        | 91        | 5.7        |
| 5. | Tyler Hansbrough, SR, UNC   | 16        | 89        | 5.6        |
| 6. | Gani Lawal, SO, GT          | 16        | 86        | 5.4        |
| 7. | Ben McCauley, SR, ST        | 16        | 79        | 4.9        |
| 8. | Jeff Allen, SO, VT          | 15        | 73        | 4.9        |
| 9. | Uche Echefu, SR, FSU        | 16        | 73        | 4.6        |
|    | <b>Jimmy Graham, SR, UM</b> | <b>16</b> | <b>73</b> | <b>4.6</b> |

## MINUTES PLAYED

| #   | Player-Team                   | G         | Minutes    | Avg/G       |
|-----|-------------------------------|-----------|------------|-------------|
| 1.  | Malcolm Delaney, SO, VT       | 16        | 598        | 37.4        |
| 2.  | A.D. Vassallo, SR, VT         | 16        | 596        | 37.2        |
| 3.  | Toney Douglas, SR, FSU        | 16        | 594        | 37.1        |
| 4.  | Sylvan Landesberg, FR, UVA    | 16        | 570        | 35.6        |
| 5.  | Lewis Clinch, SR, GT          | 16        | 566        | 35.4        |
| 6.  | <b>Jack McClinton, SR, UM</b> | <b>16</b> | <b>560</b> | <b>35.0</b> |
| 7.  | Greivis Vasquez, JR, MD       | 16        | 555        | 34.7        |
| 8.  | Tyrese Rice, SR, BC           | 16        | 551        | 34.4        |
| 9.  | Jon Scheyer, JR, DU           | 16        | 546        | 34.1        |
| 10. | Jeff Teague, SO, WF           | 16        | 537        | 33.6        |

DWAYNE COLLINS



# ACC TEAM STATISTICS

## ACC GAMES ONLY

### SCORING OFFENSE

| #   | Team           | G         | W-L        | Pts         | Avg/G       |
|-----|----------------|-----------|------------|-------------|-------------|
| 1.  | North Carolina | 16        | 13-3       | 1396        | 87.2        |
| 2.  | Wake Forest    | 16        | 11-5       | 1269        | 79.3        |
| 3.  | Clemson        | 16        | 9-7        | 1234        | 77.1        |
| 4.  | Duke           | 16        | 11-5       | 1202        | 75.1        |
| 5.  | Boston College | 16        | 9-7        | 1171        | 73.2        |
| 6.  | NC State       | 16        | 6-10       | 1159        | 72.4        |
| 7.  | Virginia Tech  | 16        | 7-9        | 1157        | 72.3        |
| 8.  | <b>Miami</b>   | <b>16</b> | <b>7-9</b> | <b>1140</b> | <b>71.2</b> |
| 9.  | Florida State  | 16        | 10-6       | 1120        | 70.0        |
| 10. | Maryland       | 16        | 7-9        | 1116        | 69.8        |
| 11. | Georgia Tech   | 16        | 2-14       | 1093        | 68.3        |
| 12. | Virginia       | 16        | 4-12       | 1073        | 67.1        |

### SCORING DEFENSE

| #   | Team           | G         | Pts         | Avg/G       |
|-----|----------------|-----------|-------------|-------------|
| 1.  | Florida State  | 16        | 1090        | 68.1        |
| 2.  | Duke           | 16        | 1095        | 68.4        |
| 3.  | <b>Miami</b>   | <b>16</b> | <b>1152</b> | <b>72.0</b> |
| 4.  | Clemson        | 16        | 1153        | 72.1        |
| 5.  | Virginia       | 16        | 1189        | 74.3        |
| 6.  | Maryland       | 16        | 1192        | 74.5        |
| 7.  | Boston College | 16        | 1194        | 74.6        |
| 8.  | Wake Forest    | 16        | 1201        | 75.1        |
| 9.  | Virginia Tech  | 16        | 1203        | 75.2        |
| 10. | Georgia Tech   | 16        | 1217        | 76.1        |
| 11. | North Carolina | 16        | 1221        | 76.3        |
| 12. | NC State       | 16        | 1223        | 76.4        |

### SCORING MARGIN

| #   | Team           | G         | Off.        | Def.        | Margin      |
|-----|----------------|-----------|-------------|-------------|-------------|
| 1.  | North Carolina | 16        | 87.2        | 76.3        | +10.9       |
| 2.  | Duke           | 16        | 75.1        | 68.4        | +6.7        |
| 3.  | Clemson        | 16        | 77.1        | 72.1        | +5.1        |
| 4.  | Wake Forest    | 16        | 79.3        | 75.1        | +4.2        |
| 5.  | Florida State  | 16        | 70.0        | 68.1        | +1.9        |
| 6.  | <b>Miami</b>   | <b>16</b> | <b>71.2</b> | <b>72.0</b> | <b>-0.8</b> |
| 7.  | Boston College | 16        | 73.2        | 74.6        | -1.4        |
| 8.  | Virginia Tech  | 16        | 72.3        | 75.2        | -2.9        |
| 9.  | NC State       | 16        | 72.4        | 76.4        | -4.0        |
| 10. | Maryland       | 16        | 69.8        | 74.5        | -4.8        |
| 11. | Virginia       | 16        | 67.1        | 74.3        | -7.2        |
| 12. | Georgia Tech   | 16        | 68.3        | 76.1        | -7.8        |

### FIELD GOAL PERCENTAGES

| #   | Team           | G         | FGM        | FGA        | Pct.        |
|-----|----------------|-----------|------------|------------|-------------|
| 1.  | Wake Forest    | 16        | 459        | 946        | .485        |
| 2.  | NC State       | 16        | 410        | 876        | .468        |
| 3.  | North Carolina | 16        | 484        | 1061       | .456        |
| 4.  | Clemson        | 16        | 444        | 996        | .446        |
| 5.  | Boston College | 16        | 405        | 923        | .439        |
| 6.  | Virginia Tech  | 16        | 399        | 927        | .430        |
| 7.  | <b>Miami</b>   | <b>16</b> | <b>401</b> | <b>938</b> | <b>.428</b> |
| 8.  | Florida State  | 16        | 388        | 909        | .427        |
| 9.  | Duke           | 16        | 411        | 976        | .421        |
| 10. | Maryland       | 16        | 418        | 1005       | .416        |
| 11. | Georgia Tech   | 16        | 397        | 955        | .416        |
| 12. | Virginia       | 16        | 387        | 941        | .411        |

### FIELD GOAL PCT DEFENSE

| #   | Team           | G         | FGM        | FGA        | Pct.        |
|-----|----------------|-----------|------------|------------|-------------|
| 1.  | Florida State  | 16        | 365        | 905        | .403        |
| 2.  | Wake Forest    | 16        | 417        | 995        | .419        |
| 3.  | <b>Miami</b>   | <b>16</b> | <b>400</b> | <b>950</b> | <b>.421</b> |
| 4.  | Georgia Tech   | 16        | 407        | 961        | .424        |
| 5.  | North Carolina | 16        | 457        | 1069       | .428        |
| 6.  | Virginia Tech  | 16        | 413        | 949        | .435        |
| 7.  | Boston College | 16        | 421        | 956        | .440        |
| 8.  | Maryland       | 16        | 423        | 948        | .446        |
| 9.  | Duke           | 16        | 408        | 905        | .451        |
| 10. | Virginia       | 16        | 423        | 933        | .453        |
| 11. | Clemson        | 16        | 416        | 916        | .454        |
| 12. | NC State       | 16        | 453        | 966        | .469        |

### FREE THROW PERCENTAGES

| #   | Team           | G         | FTM        | FTA        | Pct.        |
|-----|----------------|-----------|------------|------------|-------------|
| 1.  | North Carolina | 16        | 316        | 404        | .782        |
| 2.  | Boston College | 16        | 252        | 325        | .775        |
| 3.  | Florida State  | 16        | 241        | 319        | .755        |
| 4.  | Virginia       | 16        | 209        | 278        | .752        |
| 5.  | Maryland       | 16        | 187        | 253        | .739        |
| 6.  | Wake Forest    | 16        | 286        | 397        | .720        |
| 7.  | NC State       | 16        | 223        | 310        | .719        |
| 8.  | Duke           | 16        | 263        | 372        | .707        |
| 9.  | Clemson        | 16        | 209        | 299        | .699        |
| 10. | Georgia Tech   | 16        | 263        | 377        | .698        |
| 11. | <b>Miami</b>   | <b>16</b> | <b>203</b> | <b>305</b> | <b>.666</b> |
| 12. | Georgia Tech   | 16        | 200        | 307        | .651        |

### 3-POINT FIELD GOAL PERCENTAGES

| #   | Team           | G         | 3FGM       | 3FGA       | Pct.        |
|-----|----------------|-----------|------------|------------|-------------|
| 1.  | NC State       | 16        | 116        | 300        | .387        |
| 2.  | Clemson        | 16        | 137        | 356        | .385        |
| 3.  | <b>Miami</b>   | <b>16</b> | <b>135</b> | <b>353</b> | <b>.382</b> |
| 4.  | North Carolina | 16        | 112        | 298        | .376        |
| 5.  | Georgia Tech   | 16        | 99         | 288        | .344        |
| 6.  | Virginia Tech  | 16        | 96         | 282        | .340        |
| 7.  | Boston College | 16        | 109        | 321        | .340        |
| 8.  | Duke           | 16        | 117        | 345        | .339        |
| 9.  | Florida State  | 16        | 103        | 312        | .330        |
| 10. | Wake Forest    | 16        | 65         | 198        | .328        |
| 11. | Maryland       | 16        | 93         | 289        | .322        |
| 12. | Virginia       | 16        | 90         | 281        | .320        |

### 3-POINT FIELD GOALS MADE

| #   | Team           | G         | 3FG        | PG         |
|-----|----------------|-----------|------------|------------|
| 1.  | Clemson        | 16        | 137        | 8.6        |
| 2.  | <b>Miami</b>   | <b>16</b> | <b>135</b> | <b>8.4</b> |
| 3.  | Duke           | 16        | 117        | 7.3        |
| 4.  | NC State       | 16        | 116        | 7.3        |
| 5.  | North Carolina | 16        | 112        | 7.0        |
| 6.  | Boston College | 16        | 109        | 6.8        |
| 7.  | Florida State  | 16        | 103        | 6.4        |
| 8.  | Georgia Tech   | 16        | 99         | 6.2        |
| 9.  | Virginia Tech  | 16        | 96         | 6.0        |
| 10. | Maryland       | 16        | 93         | 5.8        |
| 11. | Virginia       | 16        | 90         | 5.6        |
| 12. | Wake Forest    | 16        | 65         | 4.1        |

### 3-POINT FIELD GOAL PCT DEFENSE

| #   | Team           | G         | 3FGM       | 3FGA       | Pct.        |
|-----|----------------|-----------|------------|------------|-------------|
| 1.  | Wake Forest    | 16        | 111        | 352        | .315        |
| 2.  | Florida State  | 16        | 103        | 323        | .319        |
| 3.  | Georgia Tech   | 16        | 109        | 326        | .334        |
| 4.  | Boston College | 16        | 93         | 271        | .343        |
| 5.  | Virginia Tech  | 16        | 111        | 322        | .345        |
| 6.  | Virginia       | 16        | 101        | 285        | .354        |
| 7.  | Duke           | 16        | 77         | 216        | .356        |
| 8.  | NC State       | 16        | 91         | 255        | .357        |
| 9.  | <b>Miami</b>   | <b>16</b> | <b>132</b> | <b>363</b> | <b>.364</b> |
| 10. | North Carolina | 16        | 129        | 348        | .371        |
| 11. | Clemson        | 16        | 88         | 235        | .374        |
| 12. | Maryland       | 16        | 127        | 327        | .388        |

### REBOUNDING MARGIN

| #   | Team           | G         | Own         | Opp         | Margin      |
|-----|----------------|-----------|-------------|-------------|-------------|
| 1.  | North Carolina | 16        | 42.7        | 36.1        | +6.6        |
| 2.  | Wake Forest    | 16        | 38.8        | 34.8        | +4.0        |
| 3.  | <b>Miami</b>   | <b>16</b> | <b>37.7</b> | <b>35.5</b> | <b>+2.2</b> |
| 4.  | Clemson        | 16        | 36.3        | 35.8        | +0.6        |
| 5.  | Virginia Tech  | 16        | 35.6        | 35.7        | -0.1        |
| 6.  | Boston College | 16        | 34.8        | 35.0        | -0.2        |
| 7.  | Florida State  | 16        | 34.8        | 35.4        | -0.7        |
| 8.  | Duke           | 16        | 34.8        | 36.2        | -1.4        |
| 9.  | Georgia Tech   | 16        | 37.2        | 38.6        | -1.4        |
| 10. | NC State       | 16        | 32.6        | 34.4        | -1.8        |
| 11. | Virginia       | 16        | 34.1        | 35.9        | -1.8        |
| 12. | Maryland       | 16        | 34.1        | 40.1        | -6.0        |

### BLOCKED SHOTS

| #   | Team           | G         | Blk.      | PG         |
|-----|----------------|-----------|-----------|------------|
| 1.  | Georgia Tech   | 16        | 89        | 5.6        |
| 2.  | Wake Forest    | 16        | 84        | 5.3        |
| 3.  | Clemson        | 16        | 80        | 5.0        |
| 4.  | North Carolina | 16        | 80        | 5.0        |
| 5.  | Florida State  | 16        | 79        | 4.9        |
| 6.  | Boston College | 16        | 65        | 4.1        |
| 7.  | Virginia Tech  | 16        | 64        | 4.0        |
| 8.  | Virginia       | 16        | 64        | 4.0        |
| 9.  | NC State       | 16        | 60        | 3.8        |
| 10. | Maryland       | 16        | 58        | 3.6        |
| 11. | Duke           | 16        | 57        | 3.6        |
| 12. | <b>Miami</b>   | <b>16</b> | <b>55</b> | <b>3.4</b> |

### ASSISTS

| #   | Team           | G         | Asst.      | PG          |
|-----|----------------|-----------|------------|-------------|
| 1.  | North Carolina | 16        | 269        | 16.8        |
| 2.  | NC State       | 16        | 240        | 15.0        |
| 3.  | Maryland       | 16        | 236        | 14.8        |
| 4.  | Clemson        | 16        | 235        | 14.7        |
| 5.  | Georgia Tech   | 16        | 226        | 14.1        |
| 6.  | Boston College | 16        | 214        | 13.4        |
| 7.  | Duke           | 16        | 201        | 12.6        |
| 8.  | Florida State  | 16        | 198        | 12.4        |
| 9.  | <b>Miami</b>   | <b>16</b> | <b>193</b> | <b>12.1</b> |
| 10. | Wake Forest    | 16        | 190        | 11.9        |
| 11. | Virginia       | 16        | 189        | 11.8        |
| 12. | Virginia Tech  | 16        | 184        | 11.5        |

### ASSIST/TURNOVER RATIO

| #   | Team           | G         | Own         | Opp         | Ratio      |
|-----|----------------|-----------|-------------|-------------|------------|
| 1.  | North Carolina | 16        | 16.8        | 13.4        | 1.3        |
| 2.  | Maryland       | 16        | 14.8        | 12.4        | 1.2        |
| 3.  | Duke           | 16        | 12.6        | 11.1        | 1.1        |
| 4.  | Clemson        | 16        | 14.7        | 14.6        | 1.0        |
| 5.  | NC State       | 16        | 15.0        | 15.4        | 1.0        |
| 6.  | Boston College | 16        | 13.4        | 13.9        | 1.0        |
| 7.  | <b>Miami</b>   | <b>16</b> | <b>12.1</b> | <b>13.5</b> | <b>0.9</b> |
| 8.  | Virginia Tech  | 16        | 11.5        | 13.1        | 0.9        |
| 9.  | Florida State  | 16        | 12.4        | 14.9        | 0.8        |
| 10. | Georgia Tech   | 16        | 14.1        | 17.5        | 0.8        |
| 11. | Virginia       | 16        | 11.8        | 15.2        | 0.8        |
| 12. | Wake Forest    | 16        | 11.9        | 15.8        | 0.8        |

### STEALS

| #   | Team           | G         | Stl.      | PG         |
|-----|----------------|-----------|-----------|------------|
| 1.  | Clemson        | 16        | 149       | 9.3        |
| 2.  | Florida State  | 16        | 133       | 8.3        |
| 3.  | Duke           | 16        | 131       | 8.2        |
| 4.  | Georgia Tech   | 16        | 130       | 8.1        |
| 5.  | Maryland       | 16        | 125       | 7.8        |
| 6.  | Wake Forest    | 16        | 123       | 7.7        |
| 7.  | North Carolina | 16        | 104       | 6.5        |
| 8.  | Virginia Tech  | 16        | 103       | 6.4        |
| 9.  | Boston College | 16        | 101       | 6.3        |
| 10. | Virginia       | 16        | 99        | 6.2        |
| 11. | NC State       | 16        | 95        | 5.9        |
| 12. | <b>Miami</b>   | <b>16</b> | <b>94</b> | <b>5.9</b> |

### TURNOVER MARGIN

| #   | Team           | G         | Own         | Opp         | Margin      |
|-----|----------------|-----------|-------------|-------------|-------------|
| 1.  | Duke           | 16        | 11.1        | 16.3        | +5.1        |
| 2.  | Maryland       | 16        | 12.4        | 15.5        | +3.1        |
| 3.  | Clemson        | 16        | 14.6        | 16.6        | +1.9        |
| 4.  | Florida State  | 16        | 14.9        | 16.1        | +1.3        |
| 5.  | North Carolina | 16        | 13.4        | 13.9        | +0.4        |
| 6.  | Virginia Tech  | 16        | 13.1        | 12.9        | -0.2        |
| 7.  | Virginia       | 16        | 15.2        | 14.1        | -1.1        |
| 8.  | <b>Miami</b>   | <b>16</b> | <b>13.5</b> | <b>12.2</b> | <b>-1.3</b> |
| 9.  | Wake Forest    | 16        | 15.8        | 14.3        | -1.5        |
| 10. | Georgia Tech   | 16        | 17.5        | 15.6        | -1.9        |
| 11. | Boston College | 16        | 13.9        | 11.6        | -2.3        |
| 12. | NC State       | 16        | 15.4        | 11.8        | -3.6        |



JAMES DEWOS

# 2008-09 GAME RECAPS

## EXHIBITION

Nov. 1, 2008

### NO. 16/17 MIAMI FLORIDA MEMORIAL 71 43

BankUnited Center—Coral Gables, Fla.

Four players scored in double figures to lead No. 16/17 Miami past Florida Memorial, 71-43, in exhibition play. In his Hurricanes debut, junior transfer Cyrus McGowan knocked down a team-high 12 points, while Dwayne Collins added 11 points on 4-of-5 shooting and James Dews and Jimmy Graham added 10 points apiece. Graham went a perfect 5-of-5 from the field as Miami's big men used their size advantage to outscore Florida Memorial 40-8 in the paint and take the 44-35 advantage on the boards. The Hurricanes came out strong in the second half, holding the Lions without a field goal through the first eight minutes of the stanza. Miami used a 21-3 run—including back-to-back three-pointers from Brian Asbury and Dews—to take the commanding 52-24 lead with 12 minutes remaining in the contest. The Hurricanes would lead by as many 29 points in the second half in which they outscored the Lions, 40-22. The Hurricanes ended the first half on a six-point run to take the 31-21 lead into the break, including seven first-half points from Dews on 3-of-4 shooting. Dews also dished out an assist in the opening stanza, feeding to the ball to DeQuan Jones for his first collegiate dunk. He finished with eight points, seven boards and a team-high four blocks in his exhibition debut.

## FMU

|           | FG    | 3FG  | FT    | REB  | F  | TP | A  | T  | B | S  | MIN |
|-----------|-------|------|-------|------|----|----|----|----|---|----|-----|
| 24 Rolle  | f     | 4-13 | 0-2   | 2-2  | 9  | 5  | 10 | 2  | 3 | 0  | 25  |
| 00 Thomas | c     | 4-14 | 0-0   | 8-14 | 6  | 3  | 16 | 0  | 2 | 1  | 39  |
| 10 Byron  | g     | 0-5  | 0-1   | 2-3  | 3  | 2  | 2  | 1  | 1 | 0  | 23  |
| 14 Gray   | g     | 3-12 | 0-2   | 1-4  | 4  | 3  | 7  | 2  | 7 | 0  | 23  |
| 23 Holmes | g     | 0-5  | 0-2   | 0-0  | 2  | 3  | 0  | 1  | 4 | 0  | 13  |
| 05 Davis  |       | 0-2  | 0-2   | 2-2  | 0  | 2  | 0  | 1  | 0 | 1  | 10  |
| 20 Baggs  |       | 2-4  | 2-3   | 0-0  | 2  | 1  | 6  | 0  | 1 | 0  | 16  |
| 23 White  |       | 0-1  | 0-0   | 0-0  | 1  | 0  | 0  | 0  | 0 | 0  | 4   |
| 32 Beague |       | 0-0  | 0-0   | 0-0  | 0  | 0  | 0  | 0  | 0 | 0  | 8   |
| TEAM      |       |      |       |      | 9  |    |    |    |   |    |     |
| Totals    | 13-56 | 2-12 | 15-25 | 35   | 18 | 43 | 6  | 19 | 1 | 10 | 200 |

|             | FGs  | 3FGs | FTs  |
|-------------|------|------|------|
| First Half  | .273 | .250 | .250 |
| Second Half | .174 | .000 | .667 |
| Game        | .232 | .167 | .600 |

## MIAMI

|              | FG    | 3FG  | FT   | REB | F  | TP | A  | T  | B | S  | MIN |
|--------------|-------|------|------|-----|----|----|----|----|---|----|-----|
| 00 Graham    | f     | 5-5  | 0-0  | 0-2 | 4  | 3  | 10 | 0  | 2 | 0  | 15  |
| 21 Collins   | f     | 4-5  | 0-0  | 3-3 | 6  | 1  | 11 | 0  | 4 | 0  | 17  |
| 32 Asbury    | f     | 1-9  | 1-4  | 3-3 | 9  | 1  | 6  | 4  | 0 | 0  | 31  |
| 23 Dews      | g     | 4-7  | 2-4  | 0-1 | 3  | 1  | 10 | 2  | 0 | 0  | 13  |
| 33 McClinton | g     | 0-4  | 0-2  | 0-0 | 0  | 2  | 6  | 3  | 2 | 3  | 20  |
| 05 Rios      |       | 3-4  | 1-1  | 1-3 | 3  | 2  | 8  | 3  | 5 | 0  | 22  |
| 20 McGowan   |       | 5-6  | 1-2  | 1-2 | 3  | 3  | 12 | 2  | 0 | 1  | 15  |
| 30 Thomas    |       | 1-4  | 0-2  | 0-0 | 3  | 3  | 2  | 0  | 2 | 0  | 18  |
| 31 Jones     |       | 4-7  | 0-0  | 0-1 | 7  | 2  | 8  | 2  | 3 | 4  | 26  |
| 42 Johnson   |       | 0-1  | 0-0  | 0-0 | 2  | 2  | 0  | 0  | 2 | 0  | 4   |
| 45 Gamble    |       | 2-3  | 0-0  | 0-0 | 0  | 1  | 4  | 0  | 0 | 1  | 9   |
| TEAM         |       |      |      |     | 4  |    |    |    |   |    |     |
| Totals       | 29-55 | 5-15 | 8-15 | 44  | 21 | 71 | 19 | 21 | 8 | 11 | 200 |

|             | FGs  | 3FGs | FTs  |
|-------------|------|------|------|
| First Half  | .433 | .143 | .571 |
| Second Half | .640 | .500 | .500 |
| Game        | .527 | .333 | .533 |

Officials: Frank Raposo, Freddie Williams, Mike Nance  
Technical fouls: Florida Memorial-None. Miami-None.  
Attendance: 2,362

| Score by Periods | 1st | 2nd | Total |
|------------------|-----|-----|-------|
| Florida Memorial | 21  | 22  | 43    |
| Miami            | 31  | 40  | 71    |

## EXHIBITION

Nov. 8, 2008

### NO. 16/17 MIAMI BARRY 76 43

BankUnited Center—Coral Gables, Fla.

Jack McClinton scored a game-high 17 points and Brian Asbury added 13 points as Miami closed its exhibition season with a 76-43 win over Barry. The Hurricanes converted 46.4 percent of their field goals—including 47.6 percent of their three-pointers, while keeping the Bucs to just 27.8 percent from the field. Miami also dominated the boards, out-rebounding Barry 49-26, and used a 35-12 advantage in bench points in a win that saw UM lead by as many as 39 points. Miami converted 14 three-pointers from the new arc, almost three times as many as the Hurricanes managed in their first exhibition game. Asbury shot 3-of-4 from long range and McClinton made 3-of-5 attempts. James Dews hit 2-of-3 and Adrian Thomas added another pair to UM's long-distance barrage. McClinton, Asbury and Jimmy Graham pulled down a game-high six rebounds apiece, while Eddie Rios dished out a game-high seven assists in the win. McClinton grabbed a game-high three steals in 25 minutes and converted both of his free throw attempts. McGowan finished with nine points on 4-of-5 shooting and was among five Canes to record a block.

## BARRY

|                | FG    | 3FG  | FT   | REB | F  | TP | A  | T  | B | S | MIN |
|----------------|-------|------|------|-----|----|----|----|----|---|---|-----|
| 44 Bishop      | f     | 3-9  | 3-7  | 2-2 | 4  | 3  | 11 | 0  | 1 | 0 | 30  |
| 32 Whitfield   | c     | 4-9  | 0-0  | 0-0 | 5  | 3  | 8  | 1  | 0 | 0 | 18  |
| 14 Tucker      | g     | 3-14 | 2-5  | 2-5 | 1  | 0  | 10 | 1  | 3 | 0 | 23  |
| 21 Nsangou     | g     | 1-2  | 0-0  | 0-0 | 3  | 3  | 2  | 1  | 2 | 0 | 20  |
| 25 Chiverton   | g     | 0-1  | 0-1  | 0-0 | 2  | 5  | 0  | 0  | 3 | 0 | 15  |
| 03 Uz          |       | 1-4  | 1-4  | 2-2 | 1  | 0  | 5  | 0  | 2 | 0 | 21  |
| 05 Visinkis    |       | 0-1  | 0-0  | 0-2 | 0  | 0  | 0  | 0  | 0 | 0 | 3   |
| 10 Astigarraga |       | 1-3  | 0-1  | 0-0 | 0  | 2  | 2  | 1  | 2 | 0 | 14  |
| 22 Taylor      |       | 1-3  | 1-3  | 0-0 | 2  | 0  | 3  | 2  | 3 | 0 | 20  |
| 23 Trapp       |       | 0-4  | 0-2  | 0-0 | 0  | 0  | 1  | 0  | 0 | 0 | 6   |
| 24 Madyun      |       | 0-0  | 0-0  | 0-0 | 0  | 1  | 0  | 0  | 0 | 0 | 15  |
| 40 Pellerin    |       | 0-0  | 0-0  | 0-0 | 0  | 0  | 0  | 0  | 0 | 0 | 12  |
| 42 Morris      |       | 1-4  | 0-0  | 0-0 | 2  | 2  | 2  | 2  | 2 | 1 | 13  |
| TEAM           |       |      |      |     | 46 |    |    |    | 1 |   |     |
| Totals         | 15-54 | 7-23 | 6-11 | 26  | 19 | 43 | 9  | 19 | 1 | 9 | 200 |

|             | FGs  | 3FGs | FTs  |
|-------------|------|------|------|
| First Half  | .292 | .308 | .571 |
| Second Half | .267 | .300 | .500 |
| GAME        | .278 | .304 | .545 |

## MIAMI

|              | FG    | 3FG   | FT    | REB | F  | TP | A  | T  | B | S | MIN |
|--------------|-------|-------|-------|-----|----|----|----|----|---|---|-----|
| 20 McGowan   | f     | 4-5   | 0-0   | 1-2 | 5  | 2  | 9  | 1  | 1 | 1 | 19  |
| 21 Collins   | f     | 2-4   | 0-0   | 1-3 | 5  | 2  | 5  | 1  | 2 | 1 | 20  |
| 05 Rios      | g     | 1-6   | 0-2   | 0-0 | 4  | 2  | 2  | 7  | 4 | 0 | 17  |
| 23 Dews      | g     | 3-5   | 2-3   | 0-0 | 1  | 1  | 8  | 3  | 2 | 0 | 23  |
| 33 McClinton | g     | 6-11  | 3-5   | 2-2 | 6  | 0  | 17 | 3  | 1 | 0 | 35  |
| 00 Graham    |       | 0-2   | 0-0   | 1-2 | 6  | 2  | 1  | 0  | 2 | 1 | 14  |
| 25 Quiglar   |       | 0-0   | 0-0   | 0-0 | 0  | 0  | 0  | 0  | 0 | 0 | 2   |
| 30 Thomas    |       | 2-7   | 2-7   | 1-2 | 5  | 0  | 7  | 0  | 0 | 0 | 14  |
| 31 Jones     |       | 2-6   | 0-0   | 0-0 | 1  | 4  | 4  | 0  | 4 | 0 | 17  |
| 32 Asbury    |       | 5-7   | 3-4   | 0-0 | 6  | 1  | 13 | 0  | 1 | 2 | 26  |
| 42 Johnson   |       | 0-0   | 0-0   | 3-4 | 1  | 0  | 3  | 0  | 0 | 0 | 4   |
| 45 Gamble    |       | 1-3   | 0-0   | 5-6 | 6  | 2  | 7  | 0  | 1 | 1 | 9   |
| TEAM         |       |       |       |     | 3  |    |    |    |   |   |     |
| Totals       | 26-56 | 10-21 | 14-21 | 49  | 16 | 76 | 15 | 18 | 6 | 9 | 200 |

|             | FGs  | 3FGs | FTs  |
|-------------|------|------|------|
| First Half  | .481 | .222 | .556 |
| Second Half | .448 | .667 | .750 |
| Game        | .464 | .476 | .667 |

Officials: Patrick Adams, Ron Groover, James Barker  
Technical fouls: Barry-None. Miami-None.  
Attendance: 2,562

| Score by Periods | 1st | 2nd | Total |
|------------------|-----|-----|-------|
| Barry            | 22  | 21  | 43    |
| Miami            | 33  | 43  | 76    |

## GAME 1

Nov. 15, 2008

### NO. 16/17 MIAMI FLORIDA SOUTHERN 96 60

BankUnited Center—Coral Gables, Fla.

(AP) The Miami Hurricanes return most of their top scorers from last season, and their newcomers look as if they could have an impact, too. Cyrus McGowan had 10 rebounds and seven points and highly touted freshman DeQuan Jones had seven points in 17 minutes to help No. 17 Miami beat Florida Southern. Dwayne Collins had 18 points and a career-high 16 rebounds for his 11th career double-double in just 25 minutes, and Jack McClinton also scored 18 for the Hurricanes, whose preseason ranking was their highest ever. Eddie Rios had a career-high 17 points, and Brian Asbury finished with 13. Rios went 3-for-3 from 3-point range starting for injured point guard Lance Hurdle, who is expected to rejoin practice next week. Rios sank a pair of 3-pointers as Miami put together a 19-2 run over a 4 1/2-minute span to take a 33-12 lead. The Hurricanes led 43-25 at halftime and scored 35 points in the final 9 1/2 minutes. The Hurricanes outscored Florida Southern 42-16 in the paint and converted 28 points off the Moccasins' 17 turnovers.

## FLA. SOUTHERN

|              | FG    | 3FG  | FT    | REB | F  | TP | A  | T  | B | S | MIN |
|--------------|-------|------|-------|-----|----|----|----|----|---|---|-----|
| 32 Smith     | f     | 0-1  | 0-0   | 2-2 | 7  | 3  | 2  | 2  | 2 | 1 | 23  |
| 45 Singleton | c     | 4-9  | 0-0   | 0-3 | 7  | 2  | 8  | 1  | 4 | 3 | 23  |
| 01 Jenkins   | g     | 2-13 | 0-7   | 2-2 | 6  | 2  | 6  | 2  | 0 | 0 | 29  |
| 20 Rayfield  | g     | 2-9  | 2-4   | 2-2 | 2  | 0  | 8  | 3  | 4 | 0 | 19  |
| 22 Eldridge  | g     | 3-13 | 1-2   | 1-2 | 1  | 3  | 8  | 2  | 3 | 0 | 22  |
| 02 Jenkins   |       | 2-8  | 1-5   | 0-0 | 3  | 0  | 5  | 0  | 0 | 0 | 15  |
| 05 Williams  |       | 2-5  | 2-4   | 1-2 | 1  | 3  | 7  | 0  | 1 | 0 | 12  |
| 15 Thompson  |       | 2-5  | 0-0   | 6-6 | 5  | 3  | 10 | 1  | 1 | 0 | 25  |
| 21 Fredrick  |       | 2-4  | 0-0   | 2-4 | 1  | 0  | 6  | 1  | 0 | 0 | 14  |
| 23 Bradley   |       | 0-0  | 0-0   | 0-0 | 0  | 0  | 0  | 0  | 1 | 0 | 0   |
| TEAM         |       |      |       |     | 4  |    |    |    | 1 |   |     |
| Totals       | 19-67 | 6-22 | 16-23 | 37  | 16 | 60 | 12 | 17 | 4 | 6 | 200 |

|             | FGs  | 3FGs | FTs  |
|-------------|------|------|------|
| First Half  | .250 | .273 | .571 |
| Second Half | .323 | .273 | .750 |
| Game        | .284 | .273 | .696 |

## MIAMI

|              | FG    | 3FG  | FT    | REB | F  | TP | A  | T  | B | S | MIN |
|--------------|-------|------|-------|-----|----|----|----|----|---|---|-----|
| 20 McGowan   | f     | 2-5  | 1-1   | 2-4 | 10 | 1  | 7  | 0  | 0 | 1 | 15  |
| 21 Collins   | f     | 6-11 | 0-0   | 6-6 | 16 | 2  | 18 | 1  | 2 | 0 | 25  |
| 05 Rios      | g     | 6-10 | 3-3   | 2-2 | 2  | 2  | 17 | 4  | 2 | 0 | 27  |
| 23 Dews      | g     | 2-7  | 1-4   | 0-0 | 1  | 2  | 5  | 3  | 0 | 0 | 15  |
| 33 McClinton | g     | 6-15 | 2-4   | 4-4 | 1  | 3  | 18 | 4  | 3 | 0 | 29  |
| 00 Graham    |       | 1-3  | 0-0   | 0-0 | 5  | 1  | 2  | 2  | 1 | 1 | 0   |
| 25 Quiglar   |       | 0-0  | 0-0   | 0-0 | 0  | 0  | 0  | 0  | 0 | 0 | 2   |
| 30 Thomas    |       | 2-7  | 1-4   | 0-0 | 3  | 3  | 5  | 0  | 2 | 0 | 12  |
| 31 Jones     |       | 3-7  | 0-1   | 1-2 | 1  | 1  | 7  | 2  | 2 | 0 | 17  |
| 32 Asbury    |       | 6-9  | 0-1   | 1-2 | 7  | 0  | 13 | 4  | 2 | 1 | 21  |
| 45 Gamble    |       | 1-1  | 0-0   | 2-3 | 6  | 4  | 4  | 0  | 0 | 0 | 10  |
| TEAM         |       |      |       |     | 4  |    |    |    | 1 |   |     |
| Totals       | 35-75 | 8-18 | 18-23 | 56  | 19 | 96 | 20 | 15 | 4 | 8 | 200 |

|             | FGs  | 3FGs | FTs  |
|-------------|------|------|------|
| First Half  | .517 | .364 | .818 |
| Second Half | .435 | .571 | .750 |
| Game        | .467 | .444 | .783 |

Officials: Joe Lindsay, Jeff Nichols, Freddie Williams  
Technical fouls: Florida Southern-None. Miami-None.  
Attendance: 4,206

| Score by Periods | 1st | 2nd | Total |
|------------------|-----|-----|-------|
| Florida Southern | 25  | 35  | 60    |
| Miami            | 43  | 53  | 96    |

## GAME 2

Nov. 21, 2008

**NO. 16/17 MIAMI** **70**  
**SOUTHERN MISS** **60**

Paradise Jam First Round

UVI Sports & Fitness Center—St. Thomas, Virgin Islands

(AP) No. 17 Miami got a spark from an unexpected source at the Paradise Jam on Friday. Senior guard Lance Hurdle, who missed the Hurricanes' season opener with a high ankle sprain, returned to the lineup to give them 13 points on 5-for-6 shooting in a 70-60 win over Southern Miss. "It's great to be back with my teammates," Hurdle said. "The adrenaline was flowing. I felt like a kid on Christmas." Hurdle's 22 minutes of play included a clutch 3-pointer at the first-half buzzer to give the Hurricanes a 36-24 lead. Grinning widely, Hurdle jogged backward as the buzzer blared and his jubilant teammates crowded around him on the way to the locker room. Dwayne Collins added 14 points and nine rebounds for Miami (2-0). Jack McClinton had 13 points for Miami. The Golden Eagles (2-1) outbounded the Hurricanes 35-33, but Miami shot 44.7 percent from the floor while holding Southern Miss to 39 percent in a game that had three lead changes and two ties. Miami, which entered the season with its highest preseason ranking, took a 15 point-lead with 4:37 remaining and never looked back.

### SOUTHERN MISS

|               | FG    | 3FG  | FT    | REB | F  | TP | A | T  | B | S | MIN |
|---------------|-------|------|-------|-----|----|----|---|----|---|---|-----|
| 14 Stone f    | 0-4   | 0-0  | 3-6   | 5   | 3  | 3  | 2 | 1  | 0 | 1 | 28  |
| 32 Stephens f | 3-7   | 0-0  | 1-2   | 6   | 5  | 7  | 1 | 1  | 0 | 0 | 23  |
| 01 Beasley g  | 7-14  | 0-1  | 0-0   | 3   | 2  | 14 | 1 | 1  | 0 | 1 | 34  |
| 03 Wise g     | 7-19  | 1-6  | 6-7   | 3   | 3  | 21 | 4 | 3  | 0 | 1 | 38  |
| 15 Horton g   | 0-3   | 0-1  | 0-0   | 3   | 5  | 0  | 0 | 1  | 0 | 0 | 26  |
| 00 McCauley   | 0-0   | 0-0  | 0-0   | 2   | 0  | 0  | 1 | 0  | 0 | 0 | 2   |
| 20 Lino       | 0-0   | 0-0  | 0-0   | 0   | 0  | 0  | 0 | 0  | 0 | 0 | 1   |
| 23 Craft      | 2-7   | 1-4  | 0-0   | 4   | 2  | 5  | 0 | 2  | 0 | 0 | 28  |
| 33 Smith      | 4-5   | 0-0  | 2-3   | 6   | 5  | 10 | 0 | 1  | 0 | 0 | 20  |
| TEAM          | 3     |      |       |     |    |    |   |    |   |   |     |
| Totals        | 23-59 | 2-12 | 12-18 | 35  | 25 | 60 | 9 | 10 | 0 | 3 | 200 |

|             | FGs  | 3FGs | FTs  |
|-------------|------|------|------|
| First Half  | .313 | .286 | .333 |
| Second Half | .481 | .000 | .833 |
| Game        | .390 | .167 | .667 |

### MIAMI

|                | FG    | 3FG  | FT    | REB | F  | TP | A  | T  | B | S | MIN |
|----------------|-------|------|-------|-----|----|----|----|----|---|---|-----|
| 20 McGowan f   | 2-6   | 0-2  | 0-1   | 3   | 5  | 4  | 1  | 2  | 0 | 1 | 21  |
| 21 Collins f   | 3-3   | 0-0  | 8-10  | 9   | 1  | 14 | 0  | 3  | 0 | 1 | 26  |
| 05 Rios g      | 1-3   | 0-1  | 0-0   | 0   | 0  | 2  | 0  | 1  | 0 | 0 | 12  |
| 23 Dews g      | 2-8   | 1-4  | 2-2   | 4   | 2  | 7  | 0  | 1  | 0 | 0 | 28  |
| 33 McClinton g | 4-9   | 2-6  | 3-4   | 1   | 2  | 13 | 2  | 5  | 0 | 1 | 28  |
| 00 Graham      | 3-4   | 0-0  | 2-5   | 6   | 3  | 8  | 2  | 1  | 3 | 0 | 24  |
| 01 Hurdle      | 3-5   | 2-3  | 5-6   | 1   | 2  | 13 | 3  | 0  | 0 | 1 | 22  |
| 30 Thomas      | 1-2   | 1-2  | 0-0   | 1   | 0  | 3  | 1  | 0  | 0 | 0 | 7   |
| 31 Jones       | 0-1   | 0-0  | 0-0   | 2   | 1  | 0  | 1  | 0  | 0 | 1 | 6   |
| 32 Asbury      | 2-6   | 0-2  | 2-2   | 4   | 1  | 6  | 2  | 0  | 1 | 2 | 25  |
| 45 Gamble      | 0-0   | 0-0  | 0-0   | 0   | 0  | 0  | 0  | 0  | 0 | 0 | 1   |
| TEAM           | 2     |      |       |     |    |    |    |    |   |   |     |
| Totals         | 21-47 | 6-20 | 22-30 | 33  | 17 | 70 | 12 | 13 | 4 | 7 | 200 |

|             | FGs  | 3FGs | FTs   |
|-------------|------|------|-------|
| First Half  | .462 | .333 | 1.000 |
| Second Half | .429 | .250 | .636  |
| Game        | .447 | .300 | .733  |

Officials: Larry Sciotto, Joe DeMayo, Zelton Steed  
Technical fouls: Southern Miss-None. Miami-None.

| Score by Periods | 1st | 2nd | Total |
|------------------|-----|-----|-------|
| Southern Miss    | 24  | 36  | 60    |
| Miami            | 36  | 34  | 70    |

## GAME 3

Nov. 23, 2008

**NO. 2/2 CONNECTICUT** **76**  
**NO. 16/17 MIAMI** **63**

Paradise Jam Semifinals

UVI Sports & Fitness Center—St. Thomas, Virgin Islands

(AP) Hasheem Thabeet and the second-ranked Connecticut Huskies overpowered Miami in the Paradise Jam semifinals. The 7-foot-3 Thabeet had 19 points on 8-for-11 shooting, and added 14 rebounds and seven blocks in 32 minutes in Connecticut's 76-63 victory over Miami. A.J. Price added 13 points and 11 rebounds for the Huskies. Jack McClinton had 27 points for the Hurricanes and Dwayne Collins added 16 points and 14 rebounds. McClinton was 5-for-8 from 3-point range. The Huskies shot 47.5 percent, while holding the Canes to 35.3 percent, and had a 48-30 advantage in points in the paint.

### MIAMI

|                | FG    | 3FG  | FT   | REB | F  | TP | A | T  | B | S | MIN |
|----------------|-------|------|------|-----|----|----|---|----|---|---|-----|
| 20 McGowan f   | 3-6   | 2-2  | 0-0  | 3   | 3  | 8  | 2 | 4  | 1 | 0 | 30  |
| 21 Collins f   | 6-15  | 0-0  | 4-6  | 14  | 3  | 16 | 2 | 0  | 1 | 1 | 32  |
| 05 Rios g      | 0-0   | 0-0  | 0-0  | 0   | 0  | 0  | 0 | 0  | 0 | 0 | 4   |
| 23 Dews g      | 2-8   | 0-5  | 0-0  | 3   | 4  | 4  | 0 | 0  | 0 | 0 | 20  |
| 33 McClinton g | 10-23 | 5-8  | 2-3  | 5   | 2  | 27 | 1 | 2  | 0 | 0 | 32  |
| 00 Graham      | 0-1   | 0-0  | 0-0  | 3   | 2  | 0  | 1 | 3  | 1 | 0 | 17  |
| 01 Hurdle      | 0-4   | 0-0  | 2-4  | 0   | 1  | 2  | 0 | 1  | 0 | 0 | 21  |
| 30 Thomas      | 0-1   | 0-1  | 0-0  | 0   | 0  | 0  | 0 | 0  | 0 | 0 | 1   |
| 31 Jones       | 2-4   | 0-0  | 0-0  | 1   | 4  | 4  | 0 | 1  | 0 | 0 | 16  |
| 32 Asbury      | 1-5   | 0-2  | 0-0  | 3   | 1  | 2  | 1 | 0  | 0 | 0 | 23  |
| 45 Gamble      | 0-1   | 0-0  | 0-1  | 1   | 1  | 0  | 0 | 0  | 0 | 0 | 4   |
| TEAM           | 2     |      |      |     |    |    |   |    |   |   |     |
| Totals         | 24-68 | 7-18 | 8-14 | 37  | 21 | 63 | 7 | 11 | 3 | 1 | 200 |

|             | FGs  | 3FGs | FTs  |
|-------------|------|------|------|
| First Half  | .333 | .571 | .556 |
| Second Half | .371 | .273 | .600 |
| Game        | .351 | .389 | .571 |

### UConn

|              | FG    | 3FG  | FT    | REB | F  | TP | A  | T  | B | S | MIN |
|--------------|-------|------|-------|-----|----|----|----|----|---|---|-----|
| 04 Adrien f  | 3-9   | 0-0  | 0-0   | 7   | 1  | 6  | 0  | 1  | 1 | 0 | 33  |
| 34 Thabeet c | 8-11  | 0-0  | 3-5   | 14  | 2  | 19 | 1  | 2  | 7 | 1 | 32  |
| 11 Dyson g   | 4-7   | 0-0  | 4-4   | 3   | 4  | 12 | 3  | 5  | 0 | 1 | 21  |
| 12 Price g   | 5-13  | 2-5  | 1-4   | 11  | 2  | 13 | 5  | 3  | 0 | 1 | 33  |
| 24 Austrie g | 1-6   | 0-3  | 7-9   | 0   | 1  | 9  | 2  | 0  | 0 | 1 | 34  |
| 02 Beverly   | 0-1   | 0-0  | 0-0   | 0   | 0  | 0  | 0  | 0  | 0 | 0 | 2   |
| 15 Walker    | 5-10  | 1-2  | 0-0   | 3   | 3  | 11 | 3  | 3  | 0 | 1 | 31  |
| 33 Edwards   | 3-4   | 0-0  | 0-0   | 2   | 2  | 6  | 1  | 0  | 1 | 1 | 11  |
| 35 Okwandu   | 0-0   | 0-0  | 0-0   | 0   | 0  | 0  | 0  | 0  | 0 | 0 | 3   |
| TEAM         | 2     |      |       |     |    |    |    |    |   |   |     |
| Totals       | 29-61 | 3-10 | 15-22 | 42  | 15 | 76 | 15 | 14 | 9 | 6 | 200 |

|             | FGs  | 3FGs | FTs  |
|-------------|------|------|------|
| First Half  | .552 | .500 | .500 |
| Second Half | .406 | .000 | .786 |
| Game        | .475 | .300 | .682 |

Officials: Raymond Styons, Sean Hull, Zelton Steed  
Technical fouls: UConn-None. Miami-None.

| Score by Periods    | 1st | 2nd | Total |
|---------------------|-----|-----|-------|
| No. 16/17 Miami     | 31  | 32  | 63    |
| No. 2/2 Connecticut | 39  | 37  | 76    |

## GAME 4

Nov. 24, 2008

**NO. 21/22 MIAMI** **80**  
**SAN DIEGO** **45**

Paradise Jam Third-Place Game

UVI Sports & Fitness Center—St. Thomas, Virgin Islands

(AP) After a hard-fought loss in the semifinals, Miami responded with a dominating victory over San Diego. Brian Asbury scored 14 points to lead four Miami players in double figures in the 80-45 win. "That was just a good old-fashioned rear-end kicking," San Diego head coach Bill Grier told reporters after the lopsided defeat. Coming off their first loss to No. 2 Connecticut, the former No. 17 Hurricanes bounced back quickly to claim third-place of the eight-team tournament. Miami scored 21 points off turnovers, compared to just two points off turnovers for San Diego. "Defensively, I thought we were outstanding in the second half," Haith said. "It was good to see production out of a lot of guys." Jimmy Graham scored 11 points, and Cyrus McGowan and Lance Hurdle each had 10. The Canes controlled the boards, outbounding San Diego 42-28. Besides being the team's second highest scorer, Graham grabbed a game-high 13 rebounds for his first career double-double — which coincided with his birthday.

### MIAMI

|                | FG    | 3FG  | FT    | REB | F  | TP | A  | T | B | S  | MIN |
|----------------|-------|------|-------|-----|----|----|----|---|---|----|-----|
| 20 McGowan f   | 3-6   | 1-1  | 3-4   | 3   | 2  | 10 | 1  | 0 | 1 | 1  | 22  |
| 21 Collins f   | 3-3   | 0-0  | 2-4   | 4   | 3  | 8  | 1  | 2 | 1 | 3  | 22  |
| 05 Rios g      | 1-4   | 0-1  | 3-4   | 3   | 0  | 5  | 2  | 0 | 0 | 1  | 20  |
| 23 Dews g      | 3-6   | 0-2  | 0-0   | 1   | 2  | 6  | 1  | 2 | 0 | 0  | 19  |
| 33 McClinton g | 2-7   | 1-6  | 4-4   | 1   | 0  | 9  | 1  | 1 | 0 | 1  | 27  |
| 00 Graham      | 5-8   | 0-0  | 1-4   | 13  | 2  | 11 | 0  | 0 | 0 | 0  | 15  |
| 01 Hurdle      | 3-7   | 2-4  | 2-2   | 0   | 1  | 10 | 2  | 1 | 0 | 2  | 18  |
| 30 Thomas      | 1-4   | 1-3  | 0-0   | 0   | 0  | 3  | 0  | 0 | 0 | 0  | 6   |
| 31 Jones       | 1-4   | 0-0  | 2-2   | 4   | 2  | 4  | 1  | 1 | 1 | 2  | 19  |
| 32 Asbury      | 4-8   | 0-1  | 6-6   | 5   | 2  | 14 | 2  | 0 | 0 | 0  | 17  |
| 45 Gamble      | 0-0   | 0-0  | 0-0   | 5   | 2  | 0  | 3  | 0 | 1 | 0  | 15  |
| TEAM           | 3     |      |       |     |    |    |    |   |   |    |     |
| Totals         | 26-57 | 5-18 | 23-30 | 42  | 16 | 80 | 14 | 7 | 4 | 10 | 200 |

|             | FGs  | 3FGs | FTs  |
|-------------|------|------|------|
| First Half  | .433 | .222 | .769 |
| Second Half | .481 | .333 | .765 |
| Game        | .456 | .278 | .767 |

### SAN DIEGO

|              | FG    | 3FG  | FT   | REB | F  | TP | A | T  | B | S | MIN |
|--------------|-------|------|------|-----|----|----|---|----|---|---|-----|
| 21 Pomare f  | 3-5   | 0-0  | 1-2  | 2   | 2  | 7  | 0 | 1  | 0 | 0 | 13  |
| 01 Johnson g | 3-9   | 2-6  | 2-2  | 1   | 2  | 10 | 3 | 4  | 0 | 0 | 29  |
| 12 Lewis g   | 5-8   | 1-3  | 0-0  | 6   | 3  | 11 | 0 | 0  | 0 | 0 | 30  |
| 20 Dorr g    | 0-3   | 0-2  | 1-2  | 3   | 3  | 1  | 3 | 3  | 0 | 1 | 29  |
| 23 Jackson g | 3-9   | 1-3  | 2-2  | 3   | 3  | 9  | 0 | 2  | 1 | 0 | 30  |
| 03 Ginty     | 0-4   | 0-4  | 0-0  | 3   | 1  | 0  | 3 | 1  | 1 | 1 | 19  |
| 13 Brown     | 0-4   | 0-2  | 0-0  | 2   | 2  | 0  | 0 | 0  | 0 | 0 | 14  |
| 22 Jones     | 0-4   | 0-1  | 0-0  | 3   | 3  | 0  | 0 | 2  | 1 | 0 | 10  |
| 42 Lozeau    | 2-4   | 0-0  | 0-0  | 3   | 2  | 4  | 0 | 0  | 0 | 0 | 17  |
| 44 Mafra     | 1-2   | 0-0  | 1-2  | 1   | 3  | 3  | 0 | 1  | 1 | 0 | 9   |
| TEAM         | 1     |      |      |     |    |    |   |    |   |   |     |
| Totals       | 17-52 | 4-21 | 7-10 | 28  | 24 | 45 | 9 | 15 | 4 | 2 | 200 |

|             | FGs  | 3FGs | FTs  |
|-------------|------|------|------|
| First Half  | .423 | .273 | .833 |
| Second Half | .231 | .100 | .500 |
| Game        | .327 | .190 | .700 |

Officials: Bryan Dorsey, Joe DeMayo, Terry Wymer  
Technical fouls: San Diego-None. Miami-None.  
Attendance: 3,691

| Score by Periods | 1st | 2nd | Total |
|------------------|-----|-----|-------|
| No. 21/22 Miami  | 38  | 42  | 80    |
| San Diego        | 30  | 15  | 45    |





## GAME 8

Dec. 12, 2008

**NO. 25/— MIAMI** **76**  
**FIU** **50**

BankUnited Center—Coral Gables, Fla.

(AP) James Dews had 15 points, Jack McClinton scored 12 and No. 25 Miami routed crosstown foe Florida International 76-50. Eddie Rios added 10 points and Lance Hurdle had eight points as the Hurricanes improved to 12-1 in their series against Florida International. Jimmy Graham and DeQuan Jones put up four blocked shots apiece as Miami posted 13 blocks — the most since registering 16 against FAU on Nov. 29, 2004. Michael Dominguez had 15 points and six rebounds for the Golden Panthers, who had a few hundred fans make the short drive only to be quieted by the orange-and-green clad Hurricanes' home crowd. Hobbled by injuries to all five starters, Florida International (4-6) was outmanned and overmatched by Miami. The Hurricanes (6-2) kept the pressure on, wearing down the Golden Panthers with an up-tempo style and holding the Golden Panthers to 30 percent shooting from the floor (16 of 53). Rios hit a pair of 3-pointers to cap a 17-2 Miami run in the first half as the Hurricanes took the 42-26 lead into halftime.

| FIU          |   | FG    | 3FG  | FT    | REB | F  | TP | A | T  | B | S | MIN |
|--------------|---|-------|------|-------|-----|----|----|---|----|---|---|-----|
| 15 Gacasa    | f | 4-11  | 0-2  | 1-1   | 8   | 2  | 9  | 1 | 0  | 1 | 1 | 25  |
| 21 Essola    | f | 0-6   | 0-0  | 5-6   | 2   | 1  | 5  | 0 | 2  | 0 | 2 | 18  |
| 11 Fuller    | g | 3-7   | 2-2  | 0-0   | 0   | 3  | 8  | 2 | 0  | 0 | 0 | 22  |
| 23 Taylor    | g | 2-4   | 0-1  | 2-3   | 2   | 2  | 6  | 4 | 2  | 0 | 4 | 22  |
| 34 Dominguez | g | 4-11  | 3-7  | 4-4   | 6   | 3  | 15 | 1 | 2  | 0 | 1 | 33  |
| 12 Karosas   | g | 1-3   | 1-1  | 0-0   | 1   | 3  | 3  | 0 | 1  | 0 | 1 | 20  |
| 31 Ndiaye    | g | 1-6   | 0-1  | 0-0   | 3   | 4  | 2  | 0 | 2  | 0 | 0 | 29  |
| 32 Bright    | g | 0-0   | 0-0  | 0-0   | 0   | 1  | 0  | 0 | 0  | 0 | 0 | 5   |
| 40 Cano      | g | 0-3   | 0-2  | 0-0   | 2   | 2  | 0  | 0 | 0  | 0 | 0 | 8   |
| 44 Crawford  | g | 1-2   | 0-1  | 0-1   | 3   | 2  | 2  | 0 | 2  | 0 | 0 | 18  |
| TEAM         |   |       |      |       | 4   |    |    |   |    |   |   |     |
| Totals       |   | 16-53 | 6-17 | 12-15 | 31  | 23 | 50 | 8 | 14 | 1 | 9 | 200 |

|             | FGs  | 3FGs | FTs   |
|-------------|------|------|-------|
| First Half  | .280 | .333 | .769  |
| Second Half | .321 | .364 | 1.000 |
| Game        | .302 | .353 | .800  |

## MIAMI

|        |           |   |       |      |       |    |    |    |    |    |    |   |     |
|--------|-----------|---|-------|------|-------|----|----|----|----|----|----|---|-----|
| 20     | McGowan   | f | 0-2   | 0-0  | 0-1   | 3  | 2  | 0  | 0  | 3  | 1  | 0 | 8   |
| 21     | Collins   | f | 3-5   | 0-0  | 1-5   | 6  | 4  | 7  | 1  | 2  | 2  | 1 | 20  |
| 01     | Hurdle    | g | 3-6   | 0-2  | 2-3   | 3  | 1  | 8  | 3  | 1  | 0  | 0 | 21  |
| 23     | Dews      | g | 5-6   | 3-3  | 2-2   | 2  | 0  | 15 | 3  | 0  | 0  | 0 | 23  |
| 33     | McClinton | g | 5-9   | 2-5  | 0-0   | 1  | 2  | 12 | 2  | 2  | 0  | 0 | 27  |
| 00     | Graham    |   | 2-2   | 0-0  | 0-0   | 7  | 0  | 4  | 1  | 0  | 4  | 0 | 20  |
| 05     | Rios      |   | 4-7   | 2-5  | 0-0   | 1  | 0  | 10 | 1  | 3  | 0  | 1 | 17  |
| 30     | Thomas    |   | 1-4   | 1-4  | 2-2   | 6  | 1  | 5  | 0  | 1  | 0  | 2 | 18  |
| 31     | Jones     |   | 1-2   | 0-1  | 1-3   | 3  | 2  | 3  | 1  | 1  | 4  | 1 | 15  |
| 32     | Asbury    |   | 2-6   | 0-3  | 2-4   | 3  | 0  | 6  | 0  | 1  | 0  | 0 | 17  |
| 45     | Gamble    |   | 2-4   | 0-0  | 2-2   | 3  | 2  | 6  | 1  | 0  | 2  | 1 | 14  |
| TEAM   |           |   |       |      |       | 2  |    |    |    |    |    |   |     |
| Totals |           |   | 28-53 | 8-23 | 12-22 | 40 | 14 | 76 | 13 | 14 | 13 | 6 | 200 |

|             |      |      |      |
|-------------|------|------|------|
|             | FGs  | 3FGs | FTs  |
| First Half  | .577 | .357 | .700 |
| Second Half | .481 | .333 | .417 |
| Game        | .528 | .348 | .545 |

Officials: Ray Natili, James Barker, Tony Dawkins  
Technical fouls: FIU-Team. Miami-None.  
Attendance: 4,510

| Score by Periods | 1st | 2nd | Total |
|------------------|-----|-----|-------|
| FIU              | 26  | 24  | 50    |
| No. 25/— Miami   | 42  | 34  | 76    |

## GAME 9

Dec. 14, 2008

**NO. 25/— MIAMI** **70**  
**ROBERT MORRIS** **62**

BankUnited Center—Coral Gables, Fla.

(AP) Jack McClinton scored a game-high 24 points to lead four Miami players in double figures as the Hurricanes beat Robert Morris 70-62 for their third-straight win. Dwayne Collins and James Dews scored 11 apiece, and Lance Hurdle chipped in 10 for Miami (7-2) as four Hurricanes scored in double figures for the fourth time this season. McClinton also grabbed a career- and game-high nine rebounds and he posted his third game of the season and 24th of his career with 20-plus points. Miami built a 12-point halftime lead, and withheld the Colonials' (4-5) second-half comeback attempt. Robert Morris outscored Miami 12-4 in the first 2:52 of the second half and reduced the Hurricanes' lead to 41-37. Jimmy Langhurst's 3-pointer with 6:04 left got the Colonials to within 57-55. Miami responded with seven unanswered points in the next 3:33 and Jimmy Graham's dunk with 2:31 left capped the run, giving the Hurricanes a 64-55 lead. Langhurst and Gary Wallace each scored 13 points for Robert Morris.

## RMU

|              |   |       |      |     |    |    |    |    |    |   |    |     |
|--------------|---|-------|------|-----|----|----|----|----|----|---|----|-----|
| 01 Robinson  | f | 3-6   | 0-0  | 0-1 | 5  | 4  | 6  | 4  | 2  | 0 | 0  | 21  |
| 21 Chappell  | f | 5-18  | 1-8  | 1-2 | 7  | 3  | 12 | 3  | 3  | 0 | 6  | 34  |
| 05 Francisco | g | 2-5   | 2-4  | 0-0 | 5  | 3  | 6  | 2  | 3  | 0 | 0  | 29  |
| 12 Langhurst | g | 4-8   | 3-7  | 2-2 | 2  | 3  | 13 | 2  | 1  | 0 | 1  | 32  |
| 14 Wallace   | g | 5-9   | 3-6  | 0-0 | 4  | 4  | 13 | 2  | 1  | 0 | 1  | 25  |
| 02 Nwigwe    | g | 4-6   | 0-2  | 1-2 | 2  | 4  | 9  | 4  | 4  | 0 | 0  | 19  |
| 11 Ehirim    | g | 1-2   | 0-0  | 0-0 | 1  | 2  | 2  | 1  | 2  | 1 | 2  | 17  |
| 24 Green     | g | 0-1   | 0-0  | 1-2 | 2  | 2  | 1  | 0  | 0  | 0 | 0  | 6   |
| 25 Will      | g | 0-0   | 0-0  | 0-0 | 0  | 0  | 0  | 0  | 0  | 0 | 0  | 1   |
| 44 Whitehead | g | 0-3   | 0-0  | 0-0 | 5  | 1  | 0  | 1  | 1  | 0 | 1  | 16  |
| TEAM         |   | 1     |      |     |    |    |    |    |    |   |    |     |
| Totals       |   | 24-58 | 9-27 | 5-9 | 34 | 26 | 62 | 19 | 17 | 1 | 11 | 200 |

|             |      |      |      |
|-------------|------|------|------|
|             | FGs  | 3FGs | FTs  |
| First Half  | .407 | .250 | .000 |
| Second Half | .419 | .400 | .625 |
| Game        | .414 | .333 | .556 |

## MIAMI

|        |           |   |       |      |       |    |   |    |    |    |   |   |     |
|--------|-----------|---|-------|------|-------|----|---|----|----|----|---|---|-----|
| 20     | McGowan   | f | 3-4   | 0-0  | 0-0   | 4  | 1 | 6  | 1  | 3  | 1 | 1 | 18  |
| 21     | Collins   | f | 4-5   | 0-0  | 3-6   | 3  | 1 | 11 | 2  | 2  | 1 | 1 | 24  |
| 01     | Hurdle    | g | 4-7   | 1-3  | 1-2   | 1  | 1 | 10 | 1  | 2  | 0 | 1 | 28  |
| 23     | Dews      | g | 3-9   | 2-5  | 3-4   | 6  | 1 | 11 | 3  | 2  | 0 | 3 | 30  |
| 33     | McClinton | g | 6-13  | 3-7  | 9-10  | 9  | 0 | 24 | 4  | 2  | 0 | 0 | 33  |
| 00     | Graham    |   | 1-5   | 0-0  | 1-3   | 7  | 3 | 3  | 0  | 1  | 1 | 1 | 22  |
| 05     | Rios      |   | 0-2   | 0-1  | 0-0   | 1  | 0 | 0  | 0  | 1  | 0 | 0 | 11  |
| 30     | Thomas    |   | 1-1   | 0-0  | 0-0   | 1  | 1 | 2  | 0  | 0  | 0 | 0 | 8   |
| 31     | Jones     |   | 0-1   | 0-0  | 0-0   | 0  | 1 | 0  | 0  | 0  | 0 | 0 | 7   |
| 32     | Asbury    |   | 0-5   | 0-3  | 3-6   | 4  | 0 | 3  | 1  | 2  | 0 | 1 | 16  |
| 45     | Gamble    |   | 0-1   | 0-0  | 0-0   | 0  | 0 | 0  | 0  | 0  | 0 | 0 | 3   |
| TEAM   |           |   |       |      |       | 3  |   |    |    |    |   |   |     |
| Totals |           |   | 22-53 | 6-19 | 20-31 | 39 | 9 | 70 | 12 | 15 | 3 | 8 | 200 |

|             |      |      |      |
|-------------|------|------|------|
|             | FGs  | 3FGs | FTs  |
| First Half  | .429 | .400 | .415 |
| Second Half | .364 | .250 | .316 |
| Game        | .750 | .579 | .645 |

Officials: Bryan Kersey, Tony Greene, Bob Donato  
Technical fouls: Robert Morris-None. Miami-None.  
Attendance: 1,812

| Score by Periods | 1st | 2nd | Total |
|------------------|-----|-----|-------|
| Robert Morris    | 25  | 37  | 62    |
| No. 25/— Miami   | 37  | 33  | 70    |

## GAME 10

Dec. 21, 2008

**NO. 25/25 CLEMSON** **91**  
**MIAMI** **72**

BankUnited Center—Coral Gables, Fla.

(AP) K.C. Rivers scored 28 points and No. 25 Clemson (12-0, 1-0) overcame an early 12-point deficit to defeat Miami 91-72 in the ACC opener for both teams. Jack McClinton scored 20 points for Miami (7-3, 0-1), which doomed itself with a season-high 22 turnovers and by missing 12 of its first 17 free throws. Miami finished 12-for-26 from the line. Trevor Booker grabbed a game-high 16 rebounds for Clemson, which improved to 44-0 in games played before Dec. 22 over the past four years. Cyrus McGowan scored 11 points, while Dwayne Collins and Brian Asbury each had 10 for the Hurricanes. Miami ran out to a quick start, with McGowan making his first four shots to fuel a 21-9 burst over the first 9 minutes — matching the largest deficit Clemson faced at any point this year. But just like that, Clemson outscored Miami 16-0 over a 2 1/2-minute spurt, putting Clemson on top 25-21 — and the Tigers wouldn't trail again. Miami was down 38-30 at intermission, then saw the deficit swell to 11 early in the second half before making a comeback try. McClinton had assists for easy layups on consecutive possessions, first to Collins and then Asbury, to bring Miami within 52-46 with 13:12 remaining. But Clemson, which did the majority of its scoring by attacking the rim and the paint in the first half, used the long ball to snuff out the Hurricanes' rally.

## CLEMSON

|        |         |   |       |      |       |    |    |    |    |    |   |    |     |
|--------|---------|---|-------|------|-------|----|----|----|----|----|---|----|-----|
| 12     | Sykes   | f | 3-5   | 0-0  | 2-3   | 6  | 3  | 8  | 1  | 4  | 0 | 2  | 21  |
| 35     | Booker  | f | 4-12  | 0-1  | 0-2   | 16 | 4  | 8  | 5  | 2  | 1 | 2  | 30  |
| 01     | Rivers  | g | 10-15 | 4-8  | 4-6   | 2  | 0  | 28 | 2  | 0  | 0 | 1  | 37  |
| 02     | Stitt   | g | 4-9   | 0-1  | 2-2   | 1  | 2  | 10 | 5  | 3  | 0 | 3  | 33  |
| 22     | Oglesby | g | 7-16  | 3-9  | 0-0   | 2  | 2  | 17 | 3  | 1  | 0 | 1  | 32  |
| 05     | Smith   | g | 1-2   | 0-0  | 0-0   | 0  | 2  | 2  | 0  | 0  | 0 | 0  | 7   |
| 11     | Young   | g | 1-2   | 0-1  | 0-0   | 2  | 0  | 2  | 1  | 1  | 0 | 1  | 7   |
| 15     | Potter  | g | 1-4   | 1-2  | 4-4   | 1  | 4  | 7  | 0  | 1  | 1 | 2  | 16  |
| 45     | Grant   | g | 4-6   | 0-0  | 1-1   | 5  | 3  | 9  | 2  | 1  | 2 | 1  | 17  |
| TEAM   |         |   | 1     |      |       |    |    |    |    |    |   |    |     |
| Totals |         |   | 35-71 | 8-22 | 13-18 | 36 | 20 | 91 | 19 | 13 | 4 | 13 | 200 |

|             |      |      |      |
|-------------|------|------|------|
|             | FGs  | 3FGs | FTs  |
| First Half  | .353 | .333 | .917 |
| Second Half | .622 | .385 | .333 |
| Game        | .493 | .364 | .722 |

## MIAMI

|        |           |   |       |      |       |    |    |    |    |    |   |   |     |
|--------|-----------|---|-------|------|-------|----|----|----|----|----|---|---|-----|
| 20     | McGowan   | f | 5-6   | 1-1  | 0-2   | 3  | 2  | 11 | 1  | 1  | 3 | 1 | 20  |
| 21     | Collins   | f | 4-7   | 0-0  | 2-5   | 6  | 2  | 10 | 0  | 1  | 0 | 2 | 26  |
| 01     | Hurdle    | g | 0-6   | 0-2  | 0-2   | 2  | 1  | 0  | 1  | 3  | 0 | 0 | 19  |
| 23     | Dews      | g | 3-7   | 1-3  | 2-2   | 0  | 2  | 9  | 2  | 0  | 0 | 0 | 18  |
| 33     | McClinton | g | 8-14  | 1-4  | 3-5   | 0  | 0  | 20 | 4  | 4  | 0 | 2 | 35  |
| 00     | Graham    |   | 0-1   | 0-0  | 0-0   | 4  | 4  | 0  | 1  | 0  | 1 | 0 | 14  |
| 05     | Rios      |   | 3-7   | 2-3  | 0-2   | 5  | 2  | 8  | 1  | 5  | 0 | 0 | 17  |
| 30     | Thomas    |   | 1-2   | 0-1  | 0-0   | 1  | 1  | 2  | 0  | 0  | 0 | 1 | 12  |
| 31     | Jones     |   | 0-2   | 0-0  | 2-3   | 4  | 1  | 2  | 0  | 3  | 0 | 0 | 13  |
| 32     | Asbury    |   | 3-6   | 1-1  | 3-4   | 8  | 2  | 10 | 0  | 4  | 1 | 1 | 21  |
| 45     | Gamble    |   | 0-0   | 0-0  | 0-2   | 3  | 0  | 0  | 0  | 1  | 0 | 0 | 5   |
| TEAM   |           |   | 8     |      |       |    |    |    |    |    |   |   |     |
| Totals |           |   | 27-58 | 6-15 | 12-27 | 44 | 17 | 72 | 10 | 22 | 5 | 7 | 200 |

|             |      |      |      |
|-------------|------|------|------|
|             | FGs  | 3FGs | FTs  |
| First Half  | .545 | .500 | .273 |
| Second Half | .417 | .333 | .563 |
| Game        | .466 | .400 | .444 |

Officials: Jamie Luckie, Roger Ayers, Sean Hull  
Technical fouls: Clemson-None. Miami-None.  
Attendance: 4,755

| Score by Periods  | 1st | 2nd | Total |
|-------------------|-----|-----|-------|
| No. 25/25 Clemson | 38  | 53  | 91    |
| Miami             | 30  | 42  | 72    |

## GAME 11

Dec. 27, 2008

**MIAMI** 70  
**ST. JOHN'S** 56

Madison Square Garden—New York, N.Y.

(AP) Jack McClinton scored 20 points and James Dews had seven of his nine in a 9-0 second-half run as Miami beat St. John's 70-56 at Madison Square Garden. McClinton matched his then-season high with five 3-pointers, including two in the second half when Miami retook control of the game. The first was on an inbounds play with 14:21 to play and the second was from about 26 feet and gave the Hurricanes (8-3) a 46-36 lead with 13:46 left. It was McClinton's third-straight game of 20 points or more and his fifth of the season. Dews started Miami's run that broke the game open with a 3 and he ended with a jumper that made it 55-39 with 9:35 left. Quincy Roberts had a season-high 14 points for the Red Storm (9-3), who lost their second straight game to a current ACC team that used to be a member of the Big East. McClinton, who was 5-of-7 from 3-point range, scored six points as Miami closed the first half on an 11-2 run to go up 38-28. St. John's was within 40-36 as the Hurricanes missed their first nine shots of the second half, before McClinton hit back-to-back 3-pointers to extend the lead to 10. St. John's was never closer than seven points the rest of the game. Dwayne Collins added 16 points for Miami, which has won four of five, while redshirt freshman center Julian Gamble had a career-high 10, one off his total for the season. The Hurricanes improved to 4-1 away from home and have won three of their last four games versus Big East teams.

### MIAMI

|                | FG    | 3FG  | FT    | REB | F  | TP | A  | TO | B | S | MIN |
|----------------|-------|------|-------|-----|----|----|----|----|---|---|-----|
| 20 McGowan f   | 0-5   | 0-1  | 4-4   | 6   | 3  | 4  | 2  | 1  | 0 | 1 | 20  |
| 21 Collins f   | 5-7   | 0-0  | 6-9   | 7   | 3  | 16 | 2  | 2  | 0 | 0 | 30  |
| 01 Hurdle g    | 1-3   | 1-1  | 0-0   | 7   | 2  | 3  | 3  | 2  | 0 | 3 | 23  |
| 32 Asbury g    | 2-7   | 0-1  | 2-2   | 5   | 1  | 6  | 1  | 2  | 0 | 1 | 23  |
| 33 McClinton g | 6-12  | 5-7  | 3-4   | 6   | 0  | 20 | 4  | 5  | 0 | 2 | 28  |
| 00 Graham      | 0-1   | 0-0  | 0-0   | 1   | 1  | 0  | 0  | 0  | 0 | 0 | 11  |
| 05 Rios        | 0-0   | 0-0  | 1-2   | 0   | 0  | 1  | 2  | 3  | 0 | 0 | 7   |
| 23 Dews        | 4-10  | 1-4  | 0-0   | 6   | 3  | 9  | 1  | 1  | 0 | 0 | 26  |
| 30 Thomas      | 0-2   | 0-2  | 0-0   | 0   | 1  | 0  | 0  | 1  | 0 | 0 | 6   |
| 31 Jones       | 1-6   | 0-0  | 2-2   | 4   | 1  | 4  | 0  | 0  | 0 | 0 | 13  |
| 45 Gamble      | 4-4   | 0-0  | 2-2   | 3   | 3  | 10 | 1  | 0  | 0 | 0 | 12  |
| TEAM           |       |      |       | 3   |    |    |    |    |   |   |     |
| Totals         | 22-55 | 7-16 | 19-26 | 46  | 17 | 70 | 17 | 16 | 1 | 6 | 200 |

|             | FGs  | 3FGs | FTs  |
|-------------|------|------|------|
| First Half  | .545 | .667 | .667 |
| Second Half | .303 | .300 | .818 |
| Game        | .400 | .438 | .731 |

### ST. JOHN'S

|              | FG    | 3FG  | FT   | REB | F  | TP | A  | TO | B | S | MIN |
|--------------|-------|------|------|-----|----|----|----|----|---|---|-----|
| 05 Evans f   | 2-8   | 0-0  | 1-6  | 6   | 2  | 5  | 0  | 2  | 0 | 1 | 27  |
| 24 Burrell f | 4-6   | 1-1  | 1-2  | 2   | 4  | 10 | 0  | 1  | 0 | 0 | 21  |
| 01 Kennedy g | 1-5   | 0-3  | 0-0  | 6   | 2  | 2  | 5  | 2  | 0 | 0 | 35  |
| 10 Roberts g | 4-11  | 1-3  | 5-6  | 9   | 1  | 14 | 3  | 3  | 1 | 1 | 39  |
| 23 Horne g   | 6-12  | 1-6  | 0-0  | 2   | 3  | 13 | 1  | 5  | 1 | 2 | 27  |
| 12 Edmondson | 3-7   | 1-4  | 1-1  | 0   | 2  | 8  | 2  | 1  | 0 | 2 | 20  |
| 15 Coker     | 0-1   | 0-0  | 0-0  | 2   | 4  | 0  | 2  | 0  | 2 | 0 | 14  |
| 50 Wait      | 0-0   | 0-0  | 0-0  | 0   | 2  | 0  | 0  | 0  | 0 | 0 | 7   |
| 55 Thomas    | 2-6   | 0-0  | 0-0  | 1   | 1  | 4  | 0  | 0  | 0 | 1 | 10  |
| TEAM         |       |      |      | 2   |    |    |    |    |   |   |     |
| Totals       | 22-56 | 4-17 | 8-15 | 30  | 21 | 56 | 13 | 14 | 4 | 7 | 200 |

|             | FGs  | 3FGs | FTs  |
|-------------|------|------|------|
| First Half  | .379 | .300 | .750 |
| Second Half | .407 | .143 | .455 |
| Game        | .393 | .235 | .533 |

Officials: John Cahill, Michael Stephens, Bryan Kersey  
Technical fouls: St. John's-None. Miami-None.  
Attendance: 4,998

| Score by Periods | 1st | 2nd | Total |
|------------------|-----|-----|-------|
| Miami            | 38  | 32  | 70    |
| St. John's       | 28  | 28  | 56    |

## GAME 12

Dec. 31, 2008

**MIAMI** 94  
**NORTH FLORIDA** 41

BankUnited Center—Coral Gables, Fla.

(AP) Jack McClinton and Cyrus McGowan scored 17 points apiece as Miami beat North Florida 94-41. With those 17 points, including three three-pointers, McClinton overtook John Salmons for 17th place on Miami's all-time scoring list with 1,292 career points. McGowan added 10 rebounds for his second double-double of the season, while redshirt freshman Julian Gamble posted the first of his career with a career-high 13 points and 13 rebounds. It was the first time a pair of Hurricanes registered a double-double since Anthony King and Dwayne Collins managed the feat in a win over FIU on Nov. 11, 2006. Miami (9-3) expanded on a 38-20 halftime lead and limited the Ospreys to four field goals in the second half. The margin of victory was Miami's largest of the season, surpassing a 96-60 win over Florida Southern on Nov. 15. The Hurricanes never trailed and kept the Ospreys (2-10) scoreless for the first 6:05 of the game. Miami took the early 9-3 lead and then extended it to 21-8 as McGowan hit two field goals in a 12-5 spurt. Miami dominated the boards, out-rebounding North Florida 53-17. The Ospreys' season-low 17 rebounds were the fewest by a Miami opponent since Coppin State finished with 12 in a 64-54 UM win on Jan. 20, 1988.

### N. FLORIDA

|                | FG    | 3FG  | FT    | REB | F  | TP | A | TO | B | S | MIN |
|----------------|-------|------|-------|-----|----|----|---|----|---|---|-----|
| 32 Januska f   | 2-8   | 2-3  | 3-4   | 4   | 1  | 9  | 1 | 3  | 1 | 1 | 31  |
| 44 Groothuis f | 0-0   | 0-0  | 1-2   | 0   | 4  | 1  | 0 | 0  | 1 | 0 | 11  |
| 15 Riley g     | 1-6   | 0-1  | 2-2   | 2   | 4  | 4  | 1 | 1  | 0 | 0 | 22  |
| 23 Cuka g      | 2-9   | 0-3  | 0-0   | 1   | 0  | 4  | 2 | 4  | 0 | 1 | 29  |
| 25 Sparkes g   | 2-5   | 0-1  | 0-2   | 0   | 4  | 4  | 0 | 1  | 0 | 1 | 31  |
| 13 Fair        | 0-2   | 0-0  | 3-4   | 0   | 1  | 3  | 1 | 0  | 0 | 0 | 9   |
| 22 Sauey       | 2-3   | 0-0  | 3-6   | 2   | 4  | 7  | 0 | 1  | 1 | 0 | 25  |
| 24 Lovelace    | 1-4   | 1-2  | 0-0   | 0   | 1  | 3  | 0 | 3  | 0 | 0 | 13  |
| 30 Riggins     | 1-4   | 0-1  | 2-2   | 1   | 5  | 4  | 0 | 1  | 0 | 0 | 15  |
| 34 Jones       | 0-2   | 0-0  | 0-0   | 0   | 0  | 0  | 0 | 1  | 2 | 0 | 8   |
| 35 Auerbacher  | 1-1   | 0-0  | 0-0   | 1   | 1  | 2  | 0 | 0  | 0 | 0 | 6   |
| TEAM           |       |      |       | 6   |    |    |   |    |   |   |     |
| Totals         | 12-44 | 3-11 | 14-22 | 17  | 25 | 41 | 5 | 15 | 5 | 3 | 200 |

|             | FGs  | 3FGs | FTs   |
|-------------|------|------|-------|
| First Half  | .348 | .250 | 1.000 |
| Second Half | .190 | .333 | .600  |
| Game        | .273 | .273 | .636  |

### MIAMI

|              | FG    | 3FG  | FT    | REB | F  | TP | A  | TO | B | S | MIN |
|--------------|-------|------|-------|-----|----|----|----|----|---|---|-----|
| 20 McGowan f | 5-7   | 1-2  | 6-6   | 10  | 3  | 17 | 0  | 1  | 2 | 0 | 17  |
| 21 Collins f | 1-4   | 0-0  | 6-12  | 9   | 1  | 8  | 4  | 2  | 0 | 3 | 21  |
| 31 Jones g   | 3-6   | 0-0  | 2-2   | 5   | 1  | 8  | 2  | 0  | 1 | 0 | 24  |
| 01 Hurdle g  | 1-4   | 0-1  | 5-5   | 0   | 1  | 7  | 2  | 3  | 0 | 1 | 16  |
| 23 Dews g    | 2-6   | 1-3  | 2-3   | 1   | 1  | 7  | 1  | 2  | 0 | 1 | 18  |
| 05 Rios      | 2-4   | 1-3  | 2-2   | 1   | 1  | 7  | 3  | 2  | 0 | 0 | 15  |
| 10 Warren    | 0-0   | 0-0  | 0-0   | 0   | 0  | 0  | 0  | 0  | 0 | 0 | 1   |
| 25 Quiglar   | 0-1   | 0-0  | 0-0   | 0   | 1  | 0  | 0  | 0  | 0 | 0 | 1   |
| 30 Thomas    | 3-6   | 1-3  | 0-0   | 6   | 3  | 7  | 2  | 1  | 0 | 1 | 23  |
| 32 Asbury    | 1-5   | 1-3  | 0-0   | 3   | 1  | 3  | 0  | 1  | 2 | 1 | 21  |
| 33 McClinton | 6-9   | 3-5  | 2-2   | 0   | 2  | 17 | 4  | 0  | 0 | 2 | 24  |
| 45 Gamble    | 3-5   | 0-0  | 7-10  | 13  | 2  | 13 | 1  | 0  | 3 | 0 | 19  |
| TEAM         |       |      |       | 5   |    |    |    |    |   |   |     |
| Totals       | 27-57 | 8-20 | 32-42 | 53  | 17 | 94 | 19 | 12 | 8 | 9 | 200 |

|             | FGs  | 3FGs | FTs  |
|-------------|------|------|------|
| First Half  | .414 | .333 | .579 |
| Second Half | .536 | .455 | .913 |
| Game        | .474 | .400 | .762 |

Officials: Jamie Luckie, Bernard Clinton, Tim Kelly  
Technical fouls: North Florida-None. Miami-None.  
Attendance: 2,405

| Score by Periods | 1st | 2nd | Total |
|------------------|-----|-----|-------|
| North Florida    | 20  | 21  | 41    |
| Miami            | 38  | 56  | 94    |

## GAME 13

Jan. 3, 2009

**MIAMI** 76  
**NORTH CAROLINA CENTRAL** 42

BankUnited Center—Coral Gables, Fla.

(AP) James Dews scored a game-high 16 points to lead four Hurricanes in double-figures as Miami shook off an early challenge from winless North Carolina Central for a 76-42 victory on Saturday. The Eagles (0-16) stayed within single digits of the Hurricanes (10-3) in the first half and kept it as close as 15-12 after Stevy Worah-Ozimo's field goal with 8:50 left. Down by six at halftime, N.C. Central cut Miami's lead to 31-29 after Vincent Davis scored a basket just 2:50 minutes into the second half. But Miami followed with 11 unanswered points — including a pair of Dews 3-pointers — and would go on to outscore the Eagles 30-9 over 11 minutes to break the game open with the 64-38 advantage. Jack McClinton added 15 points — including three 3s, a career-high tying seven assists and six rebounds. DeQuan Jones finished with a career-high 11 points and five rebounds and Dwayne Collins contributed 10 points and five rebounds as the Hurricanes had four double-figure scorers in a game for the sixth time this season. Miami also dominated the glass, building the 53-34 rebounding advantage, including 10 boards from Cyrus McGowan in his second-straight double-figure rebounding performance.

### NC CENTRAL

|                  | FG    | 3FG  | FT   | REB | F  | TP | A | TO | B | S | MIN |
|------------------|-------|------|------|-----|----|----|---|----|---|---|-----|
| 53 Randall f     | 1-1   | 0-0  | 0-0  | 0   | 4  | 2  | 0 | 1  | 0 | 0 | 8   |
| 30 Worah-Ozimo c | 4-11  | 0-0  | 0-0  | 12  | 2  | 8  | 1 | 3  | 2 | 0 | 37  |
| 01 Glasker g     | 0-2   | 0-2  | 0-0  | 3   | 2  | 0  | 3 | 1  | 0 | 2 | 22  |
| 12 Ayala g       | 2-16  | 0-7  | 4-4  | 3   | 4  | 8  | 1 | 2  | 0 | 0 | 35  |
| 24 Davis g       | 3-13  | 1-5  | 3-5  | 2   | 2  | 10 | 1 | 1  | 0 | 0 | 24  |
| 00 Worthy        | 3-4   | 1-2  | 0-0  | 2   | 0  | 7  | 0 | 1  | 1 | 0 | 20  |
| 03 Walters       | 1-2   | 0-1  | 2-2  | 2   | 2  | 4  | 1 | 0  | 0 | 0 | 17  |
| 05 Branch        | 1-6   | 1-6  | 0-0  | 0   | 3  | 3  | 0 | 1  | 0 | 0 | 15  |
| 22 Chasten       | 0-2   | 0-0  | 0-0  | 1   | 0  | 1  | 0 | 1  | 0 | 0 | 9   |
| 33 Holloway      | 0-0   | 0-0  | 0-0  | 3   | 1  | 0  | 1 | 0  | 0 | 0 | 10  |
| 34 McDonald      | 0-0   | 0-0  | 0-0  | 1   | 0  | 0  | 0 | 0  | 0 | 0 | 3   |
| TEAM             |       |      |      | 5   |    |    |   |    |   |   |     |
| Totals           | 15-57 | 3-23 | 9-11 | 34  | 20 | 42 | 9 | 10 | 3 | 2 | 200 |

|             | FGs  | 3FGs | FTs   |
|-------------|------|------|-------|
| First Half  | .333 | .231 | 1.000 |
| Second Half | .200 | .000 | .714  |
| Game        | .263 | .130 | .818  |

### MIAMI

|                | FG    | 3FG  | FT    | REB | F  | TP | A  | TO | B | S | MIN |
|----------------|-------|------|-------|-----|----|----|----|----|---|---|-----|
| 20 McGowan f   | 0-3   | 0-0  | 2-3   | 10  | 1  | 2  | 0  | 1  | 0 | 0 | 18  |
| 21 Collins f   | 2-2   | 0-0  | 6-9   | 5   | 2  | 10 | 1  | 1  | 0 | 0 | 23  |
| 32 Asbury f    | 1-4   | 0-1  | 0-0   | 3   | 1  | 2  | 0  | 0  | 0 | 0 | 15  |
| 01 Hurdle g    | 3-10  | 1-3  | 2-2   | 2   | 0  | 9  | 4  | 0  | 1 | 1 | 30  |
| 33 McClinton g | 5-9   | 3-6  | 2-3   | 6   | 3  | 15 | 7  | 1  | 0 | 1 | 32  |
| 05 Rios        | 0-0   | 0-0  | 0-0   | 1   | 1  | 0  | 0  | 0  | 0 | 0 | 1   |
| 23 Dews        | 6-13  | 4-9  | 0-0   | 3   | 1  | 16 | 0  | 2  | 0 | 1 | 21  |
| 30 Thomas      | 2-6   | 0-2  | 1-1   | 8   | 0  | 5  | 2  | 0  | 0 | 0 | 19  |
| 31 Jones       | 4-9   | 0-2  | 3-5   | 5   | 2  | 11 | 1  | 2  | 1 | 1 | 21  |
| 45 Gamble      | 3-7   | 0-0  | 0-2   | 7   | 3  | 6  | 0  | 1  | 3 | 0 | 20  |
| TEAM           |       |      |       | 3   |    |    |    |    |   |   |     |
| Totals         | 26-63 | 8-23 | 16-25 | 53  | 14 | 76 | 15 | 9  | 5 | 4 | 200 |

|             | FGs  | 3FGs | FTs  |
|-------------|------|------|------|
| First Half  | .379 | .222 | .583 |
| Second Half | .441 | .429 | .692 |
| Game        | .413 | .348 | .540 |

Officials: Sean Hull, Freddie Williams, Jerry Heater  
Technical fouls: NCCU-None. Miami-None.  
Attendance: 2,458

| Score by Periods       | 1st | 2nd | Total |
|------------------------|-----|-----|-------|
| North Carolina Central | 25  | 17  | 42    |
| Miami                  | 31  | 45  | 76    |





## GAME 14

Jan. 5, 2009

|                         |           |
|-------------------------|-----------|
| <b>MIAMI</b>            | <b>85</b> |
| <b>FLORIDA ATLANTIC</b> | <b>69</b> |

BankUnited Center—Coral Gables, Fla.

(AP) Dwayne Collins scored 24 points as Miami closed its non-conference schedule with an 85-69 victory over Florida Atlantic. Collins scored 18 points in the second half, including 12 straight during a stretch to give Miami (11-3) a 75-60 lead with 4:37 left. He hit a career-high 12 free throws on 16 attempts — tying for the fifth-most attempts in program history — to lead the Hurricanes to their fourth-straight double-digit win. Jack McClinton finished with 20 points — including four three-pointers and a perfect 6-of-6 performance from the charity stripe, for his sixth 20-point game of the season. Cardero Nwoji led Florida Atlantic (4-11) with 20 points but fouled out with 8:10 remaining in the game. McClinton's 3-pointer gave Miami a 50-38 lead with 15:04 remaining, but FAU ran off eight unanswered points and Paul Graham's two free throws with 13:02 left reduced Miami's lead to 50-46. The Hurricanes responded with a 13-2 run over the next 5:13 to extend their advantage to 15 points and they would lead by double figures throughout the remainder of the game. Miami — who is ranked third in the nation in rebounding margin — controlled the boards with the 47-29 advantage for the fourth-straight game the Hurricanes have owned the 10-plus rebounding advantage. Miami closes its 2008-09 non-conference slate with an 11-2 record with a 4-1 mark away from home and a 5-0 record versus in-state opponents.

| FAU             | FG    | 3FG   | FT    | REB | F  | TP | A  | T | B | S | MIN |
|-----------------|-------|-------|-------|-----|----|----|----|---|---|---|-----|
| 25 Graham III f | 4-17  | 2-11  | 6-9   | 7   | 2  | 16 | 0  | 1 | 0 | 0 | 37  |
| 40 Royster f    | 1-3   | 0-0   | 1-2   | 3   | 5  | 3  | 0  | 2 | 2 | 2 | 29  |
| 01 Richardson g | 6-16  | 3-9   | 4-4   | 3   | 3  | 19 | 2  | 0 | 0 | 0 | 38  |
| 05 Tucker g     | 1-4   | 0-0   | 1-2   | 2   | 2  | 3  | 10 | 1 | 0 | 1 | 36  |
| 12 Nwoji g      | 6-10  | 6-8   | 2-2   | 1   | 5  | 20 | 1  | 1 | 1 | 0 | 28  |
| 03 Watson       | 2-3   | 0-0   | 2-2   | 4   | 5  | 6  | 1  | 1 | 1 | 1 | 15  |
| 13 Gagel        | 0-0   | 0-0   | 0-0   | 0   | 0  | 0  | 0  | 0 | 0 | 0 | 2   |
| 34 Coleman      | 1-2   | 0-0   | 0-2   | 3   | 3  | 2  | 0  | 0 | 0 | 0 | 12  |
| 50 Hernandez    | 0-1   | 0-0   | 0-0   | 1   | 1  | 0  | 0  | 0 | 0 | 0 | 3   |
| TEAM            | 5     |       |       |     |    |    |    |   |   |   |     |
| Totals          | 21-56 | 11-28 | 16-23 | 29  | 26 | 69 | 14 | 6 | 3 | 5 | 200 |
| FGs             |       |       |       |     |    |    |    |   |   |   |     |
| First Half      | .429  |       |       |     |    |    |    |   |   |   |     |
| Second Half     | .321  |       |       |     |    |    |    |   |   |   |     |
| Game            | .375  |       |       |     |    |    |    |   |   |   |     |

| MIAMI          | FG    | 3FG  | FT    | REB | F  | TP | A  | T | B | S | MIN |
|----------------|-------|------|-------|-----|----|----|----|---|---|---|-----|
| 20 McGowan f   | 2-6   | 1-2  | 4-7   | 5   | 1  | 9  | 0  | 0 | 0 | 0 | 17  |
| 21 Collins f   | 6-7   | 0-0  | 12-16 | 9   | 2  | 24 | 1  | 0 | 1 | 0 | 26  |
| 32 Asbury f    | 2-7   | 0-1  | 2-2   | 7   | 3  | 6  | 2  | 0 | 0 | 0 | 17  |
| 01 Hurdle g    | 1-4   | 0-0  | 0-0   | 4   | 4  | 2  | 3  | 1 | 1 | 1 | 19  |
| 33 McClinton g | 5-12  | 4-7  | 6-6   | 5   | 0  | 20 | 1  | 3 | 0 | 0 | 34  |
| 00 Graham      | 0-2   | 0-0  | 0-0   | 4   | 1  | 0  | 0  | 1 | 0 | 1 | 9   |
| 05 Rios        | 2-7   | 1-4  | 0-0   | 2   | 1  | 5  | 3  | 0 | 1 | 0 | 15  |
| 23 Dews        | 1-6   | 1-3  | 2-2   | 5   | 1  | 5  | 1  | 0 | 0 | 0 | 22  |
| 30 Thomas      | 3-6   | 2-4  | 0-0   | 1   | 4  | 8  | 3  | 2 | 0 | 0 | 23  |
| 31 Jones       | 3-3   | 0-0  | 0-0   | 0   | 0  | 6  | 0  | 0 | 0 | 0 | 13  |
| 45 Gamble      | 0-0   | 0-0  | 0-0   | 0   | 1  | 0  | 0  | 0 | 0 | 0 | 5   |
| TEAM           | 3     |      |       |     |    |    |    |   |   |   |     |
| Totals         | 25-60 | 9-21 | 26-33 | 47  | 18 | 85 | 14 | 8 | 3 | 2 | 200 |
| FGs            |       |      |       |     |    |    |    |   |   |   |     |
| First Half     | .387  |      |       |     |    |    |    |   |   |   |     |
| Second Half    | .448  |      |       |     |    |    |    |   |   |   |     |
| Game           | .417  |      |       |     |    |    |    |   |   |   |     |

Officials: Mike Stuart, Mike Nance, Jeff Nichols  
Technical fouls: FAU-Nwoji, Cardero. Miami-None.  
Attendance: 2,406

| Score by Periods | 1st | 2nd | Total |
|------------------|-----|-----|-------|
| Florida Atlantic | 33  | 36  | 69    |
| Miami            | 38  | 47  | 85    |

## GAME 15

Jan. 10, 2009

|                                 |           |
|---------------------------------|-----------|
| <b>MIAMI</b>                    | <b>77</b> |
| <b>No. 17/24 BOSTON COLLEGE</b> | <b>71</b> |

Silvio O. Conte Forum—Chestnut Hill, Mass.

(AP) Dwayne Collins had 13 points with seven rebounds and drew a key charging foul on Tyrese Rice in the final minute Saturday night to lead Miami to a 77-71 victory over No. 17/24 Boston College. It was the second consecutive loss for the Eagles (13-4, 1-1 ACC) — the first was to Harvard — since they beat top-ranked North Carolina to vault into the national rankings. The Hurricanes (12-3, 1-1) opened an eight-point lead, 49-41, early in the second half. Rice cut it to three points with a layup, then Jack McClinton made a layup to extend the lead to 70-65. Rice hit a pair of free throws, and then Reggie Jackson stole the ball from McClinton — drawing his fifth foul when he tried to get it back — and made two more foul shots to make it a one-point game with 33.9 seconds left. Brian Asbury hit two free throws for Miami, then Collins stood under the basket and took the offensive foul when Rice drove the lane. Collins went 11-for-14 from the line for Miami, which has won nine of 10. Rice, who scored 25 against the Tar Heels and was the ACC player of the week, scored 21 with eight rebounds, shooting 6-for-18 from the field. Rakin Sanders had 18 with five rebounds, three blocks and three steals. The Hurricanes went 7-of-8 from the line in the final 33 seconds, while BC missed 2-of-4 down the stretch to add to its woes.

| MIAMI          | FG    | 3FG  | FT    | REB | F  | TP | A  | T  | B | S | MIN |
|----------------|-------|------|-------|-----|----|----|----|----|---|---|-----|
| 20 McGowan f   | 0-5   | 0-1  | 2-2   | 4   | 3  | 2  | 0  | 0  | 0 | 1 | 12  |
| 21 Collins f   | 1-6   | 0-0  | 11-14 | 7   | 2  | 13 | 0  | 3  | 0 | 2 | 25  |
| 32 Asbury f    | 4-6   | 0-0  | 5-7   | 5   | 0  | 13 | 1  | 1  | 0 | 1 | 30  |
| 01 Hurdle g    | 2-4   | 1-1  | 3-4   | 1   | 5  | 8  | 2  | 0  | 0 | 0 | 26  |
| 33 McClinton g | 4-12  | 2-5  | 2-2   | 3   | 5  | 12 | 3  | 3  | 0 | 0 | 31  |
| 00 Graham      | 3-3   | 0-0  | 0-0   | 8   | 2  | 6  | 0  | 0  | 0 | 0 | 19  |
| 23 Dews        | 4-11  | 0-4  | 4-4   | 0   | 1  | 12 | 3  | 2  | 0 | 1 | 23  |
| 30 Thomas      | 4-6   | 3-4  | 0-0   | 3   | 3  | 11 | 1  | 0  | 0 | 1 | 24  |
| 31 Jones       | 0-1   | 0-0  | 0-0   | 0   | 2  | 0  | 1  | 2  | 1 | 0 | 10  |
| TEAM           | 4     |      |       |     |    |    |    |    |   |   |     |
| Totals         | 22-54 | 6-15 | 27-33 | 35  | 23 | 77 | 11 | 12 | 1 | 6 | 200 |
| FGs            |       |      |       |     |    |    |    |    |   |   |     |
| First Half     | .400  |      |       |     |    |    |    |    |   |   |     |
| Second Half    | .417  |      |       |     |    |    |    |    |   |   |     |
| Game           | .407  |      |       |     |    |    |    |    |   |   |     |

| BC            | FG    | 3FG  | FT    | REB | F  | TP | A  | T  | B | S | MIN |
|---------------|-------|------|-------|-----|----|----|----|----|---|---|-----|
| 11 Raji f     | 2-3   | 0-0  | 0-0   | 4   | 4  | 4  | 1  | 0  | 0 | 0 | 9   |
| 12 Trapani f  | 2-7   | 1-4  | 3-4   | 4   | 1  | 8  | 1  | 1  | 0 | 0 | 24  |
| 52 Southern c | 0-3   | 0-0  | 0-0   | 2   | 4  | 0  | 2  | 3  | 0 | 0 | 26  |
| 04 Rice g     | 6-18  | 3-12 | 6-8   | 8   | 3  | 21 | 4  | 4  | 0 | 1 | 35  |
| 15 Sanders g  | 6-11  | 4-8  | 2-3   | 5   | 3  | 18 | 1  | 2  | 3 | 3 | 33  |
| 00 Jackson    | 2-5   | 1-2  | 9-10  | 5   | 1  | 14 | 1  | 2  | 0 | 2 | 31  |
| 05 Biko       | 0-0   | 0-0  | 0-0   | 1   | 0  | 0  | 2  | 0  | 0 | 0 | 4   |
| 21 Roche      | 1-5   | 0-1  | 0-0   | 2   | 4  | 2  | 1  | 1  | 0 | 0 | 16  |
| 24 Ravenel    | 0-1   | 0-0  | 2-2   | 1   | 1  | 2  | 0  | 0  | 1 | 0 | 5   |
| 30 Elmore     | 1-2   | 0-0  | 0-0   | 1   | 0  | 2  | 0  | 1  | 0 | 0 | 7   |
| 55 Dunn       | 0-0   | 0-0  | 0-0   | 0   | 2  | 0  | 0  | 0  | 0 | 0 | 10  |
| TEAM          | 2     |      |       |     |    |    |    |    |   |   |     |
| Totals        | 20-55 | 9-27 | 22-27 | 35  | 23 | 71 | 13 | 14 | 4 | 6 | 200 |
| FGs           |       |      |       |     |    |    |    |    |   |   |     |
| First Half    | .429  |      |       |     |    |    |    |    |   |   |     |
| Second Half   | .296  |      |       |     |    |    |    |    |   |   |     |
| Game          | .364  |      |       |     |    |    |    |    |   |   |     |

Officials: Bryan Kersey, Brian Dorsey, Dwayne Gladden  
Technical fouls: BC-None. Miami-None.  
Attendance: 7,623

| Score by Periods         | 1st | 2nd | Total |
|--------------------------|-----|-----|-------|
| Miami                    | 38  | 39  | 77    |
| No. 17/24 Boston College | 33  | 38  | 71    |

## GAME 16

Jan. 14, 2009

|                 |           |
|-----------------|-----------|
| <b>MIAMI</b>    | <b>62</b> |
| <b>MARYLAND</b> | <b>60</b> |

BankUnited Center—Coral Gables, Fla.

(AP) Miami rallied from a 17-point deficit in the second half, and Jack McClinton sank a 3-pointer with 24 seconds left to beat Maryland 62-60. Greivis Vasquez sank a pair of 3-pointers early in the second half to help the Terrapins take their largest lead at 52-35 with 12:30 to go. Miami came back thanks to seven 3-pointers, the last three by McClinton, who scored 18 points. The Hurricanes (13-3, 2-1 ACC) won their sixth game in a row. The Terrapins (12-4, 1-1) lost in their first road game since Dec. 7. Miami has won four straight and six of its last seven meetings versus Maryland. Lance Hurdle stole the ball from Eric Hayes and drove for a layup to give the Hurricanes their first lead, 59-58, with 1:17 left. Vasquez missed a pair of 3-pointers in the final 5 seconds. Adrian Bowie scored a career-high 23 points for the Terps. Hurdle also finished in double figures for the Hurricanes, scoring 10 points — including a pair of three-pointers in the final 7:58 and registered three assists. Dwayne Collins grabbed a game-high nine rebounds and dished out three assists as well.

| MARYLAND       | FG    | 3FG  | FT  | REB | F  | TP | A  | T  | B | S | MIN |
|----------------|-------|------|-----|-----|----|----|----|----|---|---|-----|
| 01 Milbourne f | 4-8   | 0-0  | 0-0 | 7   | 1  | 8  | 0  | 1  | 4 | 1 | 35  |
| 35 Neal f      | 1-6   | 0-3  | 0-0 | 3   | 1  | 2  | 0  | 1  | 0 | 0 | 25  |
| 05 Hayes g     | 2-4   | 1-2  | 2-2 | 4   | 2  | 7  | 4  | 0  | 0 | 0 | 27  |
| 21 Vasquez g   | 6-14  | 3-8  | 0-0 | 5   | 2  | 15 | 6  | 3  | 1 | 2 | 36  |
| 22 Bowie g     | 10-15 | 1-3  | 2-4 | 5   | 5  | 23 | 3  | 4  | 9 | 2 | 31  |
| 04 Dupree      | 0-1   | 0-0  | 0-0 | 0   | 1  | 0  | 0  | 0  | 0 | 0 | 4   |
| 14 Mosley      | 0-3   | 0-0  | 0-0 | 2   | 1  | 0  | 0  | 0  | 1 | 0 | 19  |
| 24 Tucker      | 1-2   | 1-2  | 0-0 | 1   | 1  | 3  | 0  | 0  | 0 | 1 | 6   |
| 33 Gregory     | 1-4   | 0-0  | 0-0 | 1   | 1  | 2  | 0  | 1  | 1 | 1 | 17  |
| TEAM           | 4     |      |     |     |    |    |    |    |   |   |     |
| Totals         | 25-57 | 6-18 | 4-6 | 32  | 15 | 60 | 13 | 10 | 7 | 7 | 200 |
| FGs            |       |      |     |     |    |    |    |    |   |   |     |
| First Half     | .500  |      |     |     |    |    |    |    |   |   |     |
| Second Half    | .370  |      |     |     |    |    |    |    |   |   |     |
| Game           | .439  |      |     |     |    |    |    |    |   |   |     |

| MIAMI          | FG    | 3FG   | FT  | REB | F  | TP | A  | T  | B | S | MIN |
|----------------|-------|-------|-----|-----|----|----|----|----|---|---|-----|
| 20 McGowan f   | 2-4   | 0-1   | 0-0 | 5   | 1  | 4  | 1  | 1  | 1 | 1 | 16  |
| 21 Collins f   | 3-5   | 0-0   | 0-2 | 9   | 1  | 6  | 3  | 2  | 0 | 0 | 24  |
| 32 Asbury f    | 2-9   | 0-2   | 2-3 | 5   | 1  | 6  | 0  | 0  | 2 | 0 | 22  |
| 01 Hurdle g    | 4-7   | 2-2   | 0-2 | 0   | 3  | 10 | 3  | 3  | 0 | 1 | 28  |
| 33 McClinton g | 6-15  | 4-7   | 2-2 | 2   | 0  | 18 | 2  | 2  | 0 | 0 | 35  |
| 00 Graham      | 0-4   | 0-0   | 0-0 | 5   | 0  | 0  | 0  | 0  | 0 | 0 | 15  |
| 23 Dews        | 3-7   | 2-5   | 0-0 | 5   | 1  | 8  | 2  | 1  | 0 | 1 | 26  |
| 30 Thomas      | 3-6   | 2-5   | 0-0 | 4   | 4  | 8  | 0  | 2  | 0 | 1 | 24  |
| 31 Jones       | 1-4   | 0-0   | 0-0 | 1   | 0  | 2  | 0  | 1  | 1 | 0 | 9   |
| 45 Gamble      | 0-0   | 0-0   | 0-0 | 0   | 0  | 0  | 0  | 0  | 1 | 0 | 1   |
| TEAM           | 4     |       |     |     |    |    |    |    |   |   |     |
| Totals         | 24-61 | 10-22 | 4-9 | 40  | 11 | 62 | 11 | 12 | 5 | 4 | 200 |
| FGs            |       |       |     |     |    |    |    |    |   |   |     |
| First Half     | .321  |       |     |     |    |    |    |    |   |   |     |
| Second Half    | .455  |       |     |     |    |    |    |    |   |   |     |
| Game           | .393  |       |     |     |    |    |    |    |   |   |     |

Officials: Jim Burr, Bernard Clinton, Ray Natili  
Technical fouls: MD-None. Miami-None.  
Attendance: 4,651

| Score by Periods | 1st | 2nd | Total |
|------------------|-----|-----|-------|
| Maryland         | 35  | 25  | 60    |
| Miami            | 23  | 39  | 62    |

## GAME 17

Jan. 17, 2009

No. 6/5 NORTH CAROLINA 82  
MIAMI 65

Dean E. Smith Center — Chapel Hill, N.C.

(AP) Wayne Ellington scored all of his 23 points in the second half, helping fifth-ranked North Carolina beat Miami 82-65. Tyler Hansbrough added 24 points for the Tar Heels (16-2, 2-2 ACC), who used a 13-0 run to end the first half and push ahead for good. But it was Ellington who got North Carolina rolling. After a scoreless first half, Ellington hit eight straight shots with a career-high seven of those coming from behind the arc. Once the junior got hot, North Carolina pushed the lead to 20 points on the way to evening its league record. Jack McClinton had 21 points for the Hurricanes (13-4, 2-2), who led by nine in the first half and trailed by just four with 17 minutes left before Ellington's outburst. His torrid 9 1/2-minute stretch began when he stuck back his own miss for a 41-36 lead. Then came a 3, then another on the next possession. And another on the next trip down. Ellington's third 3 gave North Carolina a 50-43 lead and started the decisive 21-5 run. But Ellington kept going, burying two more 3s before rattling one home with 9:22 to play. Behind McClinton's fast start, Miami led 32-23 on James Dews' stepback jumper with 6:45 to play. But that's when the Tar Heels began to show some of the desperate intensity that has been lacking recently. North Carolina's 13-0 run closed the half, including a 3-pointer from Danny Green just before the horn that gave the Tar Heels a 36-32 lead.

## MIAMI

|              | FG | 3FG   | FT   | REB  | F  | TP | A  | TO | B  | S | MIN |
|--------------|----|-------|------|------|----|----|----|----|----|---|-----|
| 20 McGowan   | f  | 1-4   | 1-1  | 2-3  | 6  | 2  | 5  | 1  | 1  | 0 | 14  |
| 21 Collins   | f  | 5-8   | 0-0  | 3-7  | 4  | 1  | 13 | 2  | 1  | 0 | 17  |
| 31 Jones     | g  | 4-10  | 0-1  | 0-0  | 5  | 3  | 8  | 1  | 1  | 1 | 0   |
| 01 Hurdle    | g  | 0-7   | 0-0  | 0-0  | 1  | 3  | 0  | 3  | 2  | 0 | 1   |
| 33 McClinton | g  | 9-20  | 3-10 | 0-1  | 5  | 0  | 21 | 1  | 5  | 0 | 3   |
| 00 Graham    | f  | 1-4   | 0-0  | 0-0  | 10 | 2  | 2  | 0  | 2  | 2 | 1   |
| 23 Dews      | f  | 2-6   | 0-4  | 0-0  | 2  | 1  | 4  | 0  | 0  | 1 | 2   |
| 30 Thomas    | f  | 4-7   | 2-5  | 0-0  | 2  | 2  | 10 | 0  | 0  | 0 | 0   |
| 32 Asbury    | f  | 1-2   | 0-0  | 0-0  | 1  | 2  | 2  | 2  | 1  | 0 | 1   |
| 45 Gamble    | f  | 0-0   | 0-0  | 0-0  | 0  | 0  | 0  | 0  | 0  | 0 | 0   |
| TEAM         |    |       |      |      | 5  |    |    |    | 1  |   |     |
| Totals       |    | 27-68 | 6-21 | 5-11 | 41 | 16 | 65 | 10 | 14 | 4 | 9   |

|             | FGs  | 3FGs | FTs  |
|-------------|------|------|------|
| First Half  | .351 | .400 | .500 |
| Second Half | .452 | .182 | .429 |
| Game        | .397 | .286 | .455 |

## UNC

|               | FG | 3FG   | FT    | REB   | F  | TP | A  | TO | B  | S | MIN |
|---------------|----|-------|-------|-------|----|----|----|----|----|---|-----|
| 14 Green      | f  | 4-9   | 2-5   | 2-2   | 5  | 1  | 12 | 4  | 0  | 3 | 0   |
| 21 Thompson   | f  | 1-3   | 0-0   | 0-0   | 8  | 2  | 2  | 1  | 0  | 0 | 1   |
| 50 Hansbrough | f  | 8-18  | 0-1   | 8-9   | 7  | 3  | 24 | 0  | 2  | 0 | 0   |
| 05 Lawson     | g  | 3-6   | 2-3   | 3-3   | 1  | 2  | 11 | 8  | 3  | 0 | 2   |
| 22 Ellington  | g  | 8-14  | 7-11  | 0-0   | 4  | 1  | 23 | 3  | 3  | 0 | 0   |
| 04 Frasor     | f  | 0-4   | 0-3   | 1-2   | 0  | 1  | 1  | 1  | 0  | 1 | 0   |
| 11 Drew       | f  | 1-2   | 0-0   | 0-0   | 2  | 0  | 2  | 1  | 2  | 0 | 1   |
| 13 Graves     | f  | 0-1   | 0-0   | 0-0   | 2  | 0  | 0  | 0  | 3  | 0 | 1   |
| 24 Watts      | f  | 0-0   | 0-0   | 0-0   | 0  | 0  | 0  | 0  | 0  | 0 | 0   |
| 32 Davis      | f  | 3-6   | 0-0   | 1-2   | 8  | 4  | 7  | 0  | 1  | 3 | 0   |
| 40 Copeland   | f  | 0-0   | 0-0   | 0-0   | 1  | 0  | 0  | 0  | 0  | 0 | 0   |
| TEAM          |    |       |       |       | 2  |    |    |    |    |   |     |
| Totals        |    | 28-63 | 11-23 | 15-18 | 40 | 14 | 82 | 18 | 14 | 7 | 5   |

|             | FGs  | 3FGs | FTs  |
|-------------|------|------|------|
| First Half  | .423 | .286 | .857 |
| Second Half | .459 | .563 | .750 |
| Game        | .444 | .478 | .833 |

Officials: Les Jones, Mike Wood, Mike Eades  
Technical fouls: UNC-None. Miami-None.  
Attendance: 21,750

| Score by Periods       | 1st | 2nd | Total |
|------------------------|-----|-----|-------|
| Miami                  | 32  | 33  | 65    |
| No. 6/5 North Carolina | 36  | 46  | 82    |

## GAME 18

Jan. 21, 2009

MIAMI 75  
FLORIDA STATE 69

BankUnited Center—Coral Gables, Fla.

(AP) Jack McClinton scored a season-high 28 points, including three free throws in the final 25 seconds, and Miami snapped a five-game losing streak in its rivalry with Florida State, 75-69. Lance Hurdle had a season-high 16 points for the Hurricanes, who overcame a 12-point first-half deficit. Miami (14-4, 3-2) used a 22-9 run over the last 7:06 of the first half — including seven McClinton points — to take the 30-29 lead into the break. Florida State (15-4, 2-2) was led by Toney Douglas, who matched a season-high with 30 points. The Seminoles shot only 39 percent, while the Hurricanes shot 49 percent — including 61.9 percent in the second half. Hurdle's 3-pointer with nine minutes left put Miami ahead 53-51 — the fourth and final lead change of the second half. Miami took a 72-67 lead with 1:18 left, then used McClinton's free throws to seal the win. Dwayne Collins was among four Hurricanes to score in double figures, posting his third double-double of the season with 10 points and a game-high 11 rebounds. Adrian Thomas added 10 points for his third double-figures scoring performance in the last four games.

## FSU

|              | FG | 3FG   | FT    | REB   | F  | TP | A  | TO | B  | S | MIN |
|--------------|----|-------|-------|-------|----|----|----|----|----|---|-----|
| 31 Singleton | f  | 3-8   | 0-4   | 0-0   | 2  | 5  | 6  | 1  | 3  | 2 | 1   |
| 41 Echefu    | f  | 2-9   | 0-3   | 0-0   | 8  | 2  | 4  | 2  | 0  | 0 | 2   |
| 32 Alabi     | c  | 3-5   | 0-0   | 4-6   | 9  | 2  | 10 | 0  | 3  | 1 | 1   |
| 22 Kitchen   | g  | 0-2   | 0-0   | 0-0   | 2  | 2  | 0  | 2  | 2  | 0 | 0   |
| 23 Douglas   | g  | 9-20  | 7-14  | 5-9   | 5  | 1  | 30 | 3  | 2  | 0 | 2   |
| 01 Gibson    | f  | 3-3   | 0-0   | 0-0   | 1  | 1  | 6  | 0  | 0  | 0 | 0   |
| 02 DeMercy   | f  | 1-5   | 1-2   | 0-0   | 3  | 5  | 3  | 1  | 3  | 0 | 0   |
| 03 Loucks    | f  | 1-5   | 1-4   | 0-0   | 2  | 2  | 3  | 4  | 0  | 0 | 0   |
| 04 Dulkys    | f  | 2-4   | 2-4   | 0-0   | 1  | 2  | 6  | 1  | 2  | 1 | 0   |
| 42 Reid      | f  | 0-0   | 0-0   | 1-2   | 2  | 0  | 1  | 1  | 2  | 0 | 0   |
| TEAM         |    |       |       |       | 3  |    |    |    |    |   |     |
| Totals       |    | 24-61 | 11-31 | 10-17 | 38 | 22 | 69 | 15 | 17 | 4 | 6   |

|             | FGs  | 3FGs | FTs  |
|-------------|------|------|------|
| First Half  | .375 | .267 | .500 |
| Second Half | .414 | .438 | .600 |
| Game        | .393 | .355 | .588 |

## MIAMI

|              | FG | 3FG   | FT   | REB   | F  | TP | A  | TO | B  | S | MIN |
|--------------|----|-------|------|-------|----|----|----|----|----|---|-----|
| 00 Graham    | f  | 0-0   | 0-0  | 0-0   | 4  | 3  | 0  | 0  | 1  | 0 | 1   |
| 21 Collins   | f  | 4-6   | 0-0  | 2-8   | 11 | 3  | 10 | 3  | 2  | 1 | 1   |
| 31 Jones     | f  | 0-2   | 0-0  | 0-0   | 0  | 0  | 0  | 0  | 2  | 0 | 0   |
| 01 Hurdle    | g  | 6-9   | 2-4  | 2-3   | 2  | 2  | 16 | 3  | 1  | 0 | 0   |
| 33 McClinton | g  | 7-13  | 4-6  | 10-11 | 5  | 0  | 28 | 6  | 0  | 0 | 0   |
| 20 McGowan   | f  | 1-3   | 0-2  | 1-1   | 1  | 2  | 3  | 1  | 2  | 0 | 0   |
| 23 Dews      | f  | 3-7   | 0-2  | 2-2   | 2  | 2  | 8  | 1  | 2  | 0 | 0   |
| 30 Thomas    | f  | 4-8   | 2-5  | 0-0   | 4  | 3  | 10 | 3  | 1  | 2 | 5   |
| 32 Asbury    | f  | 0-3   | 0-2  | 0-0   | 3  | 2  | 0  | 0  | 4  | 0 | 0   |
| TEAM         |    |       |      |       | 1  |    |    |    |    |   |     |
| Totals       |    | 25-51 | 8-21 | 17-25 | 33 | 17 | 75 | 17 | 15 | 3 | 7   |

|             | FGs  | 3FGs | FTs  |
|-------------|------|------|------|
| First Half  | .400 | .200 | .800 |
| Second Half | .619 | .545 | .650 |
| Game        | .490 | .381 | .680 |

Officials: Bryan Kersey, Raymond Styons, Patrick Adams  
Technical fouls: FSU-None. Miami-None.  
Attendance: 6,912

| Score by Periods | 1st | 2nd | Total |
|------------------|-----|-----|-------|
| Florida State    | 29  | 40  | 69    |
| Miami            | 30  | 45  | 75    |

## GAME 19

Jan. 25, 2009

VIRGINIA TECH 88  
MIAMI 83

BankUnited Center—Coral Gables, Fla. | OVERTIME

(AP) Malcolm Delaney scored 29 points to lead Virginia Tech to an 88-83 overtime victory over Miami. Delaney's 3-pointer with 1:49 left in overtime gave the Hokies (14-5, 4-1 ACC) the lead for good at 84-83. A.D. Vassallo, who scored 28 points, and Dorenzo Hudson each converted two free throws in the final 26 seconds to secure Virginia Tech's fifth-straight victory. Dwayne Collins scored 23 to lead Miami (14-5, 3-3), while Brian Asbury added a season-high 21 points and Jack McClinton contributed 20 points. It was the first time three Hurricanes scored 20 or more points in the same game since a Jan. 7, 2006 win over Maryland. Collins' short field goal with 7:03 remaining put the Hurricanes ahead 63-57, but Virginia Tech answered with a 9-0 run, including a pair of 3s from Vassallo. Asbury's 3-pointer with 25 seconds remaining in regulation tied the game for Miami at 77-all. Delaney missed a possible game-winning jumper with 2 seconds left for Virginia Tech, sending the game into OT.

## VT

|             | FG | 3FG   | FT   | REB   | F  | TP | A  | TO | B | S | MIN |
|-------------|----|-------|------|-------|----|----|----|----|---|---|-----|
| 00 Allen    | f  | 7-14  | 2-3  | 1-3   | 6  | 3  | 17 | 0  | 0 | 1 | 4   |
| 14 Davila   | f  | 0-2   | 0-0  | 0-0   | 1  | 1  | 0  | 0  | 0 | 0 | 0   |
| 33 Thompson | f  | 1-2   | 0-1  | 0-0   | 4  | 1  | 2  | 0  | 0 | 1 | 0   |
| 23 Delaney  | g  | 9-19  | 3-7  | 8-11  | 4  | 2  | 29 | 2  | 3 | 0 | 3   |
| 40 Vassallo | g  | 11-20 | 4-8  | 2-3   | 5  | 3  | 28 | 1  | 3 | 0 | 1   |
| 01 Bell     | f  | 0-0   | 0-0  | 0-0   | 0  | 0  | 0  | 0  | 0 | 0 | 0   |
| 05 Hudson   | f  | 0-1   | 0-0  | 2-2   | 1  | 1  | 2  | 1  | 0 | 0 | 0   |
| 10 Thorns   | f  | 1-5   | 0-2  | 0-0   | 4  | 0  | 2  | 8  | 1 | 0 | 0   |
| 21 Witcher  | f  | 3-3   | 0-0  | 0-0   | 4  | 4  | 6  | 0  | 1 | 1 | 0   |
| 34 Diakite  | f  | 1-1   | 0-0  | 0-0   | 4  | 3  | 2  | 0  | 1 | 0 | 0   |
| TEAM        |    |       |      |       | 6  |    |    |    |   |   |     |
| Totals      |    | 33-67 | 9-21 | 13-19 | 39 | 18 | 88 | 12 | 9 | 3 | 8   |

|             | FGs  | 3FGs  | FTs  |
|-------------|------|-------|------|
| First Half  | .412 | .250  | .556 |
| Second Half | .615 | .625  | .800 |
| Overtime    | .429 | 1.000 | .800 |
| Game        | .493 | .429  | .684 |

## MIAMI

|              | FG | 3FG   | FT    | REB   | F  | TP | A  | TO | B  | S | MIN |
|--------------|----|-------|-------|-------|----|----|----|----|----|---|-----|
| 00 Graham    | f  | 0-1   | 0-0   | 0-0   | 6  | 2  | 0  | 1  | 3  | 0 | 0   |
| 21 Collins   | f  | 7-10  | 0-0   | 9-12  | 5  | 0  | 23 | 1  | 1  | 0 | 0   |
| 32 Asbury    | f  | 9-13  | 3-6   | 0-0   | 7  | 1  | 21 | 0  | 0  | 2 | 0   |
| 01 Hurdle    | g  | 2-6   | 1-3   | 0-0   | 1  | 4  | 5  | 6  | 1  | 0 | 0   |
| 33 McClinton | g  | 6-21  | 4-12  | 4-4   | 4  | 2  | 20 | 4  | 3  | 0 | 0   |
| 20 McGowan   | f  | 1-2   | 0-1   | 1-2   | 7  | 1  | 3  | 0  | 0  | 1 | 0   |
| 23 Dews      | f  | 1-3   | 0-1   | 0-0   | 1  | 3  | 2  | 1  | 1  | 0 | 0   |
| 30 Thomas    | f  | 2-7   | 2-6   | 0-0   | 3  | 4  | 6  | 2  | 1  | 0 | 1   |
| 31 Jones     | f  | 1-3   | 1-2   | 0-0   | 1  | 0  | 3  | 0  | 0  | 0 | 0   |
| TEAM         |    |       |       |       | 3  |    |    |    |    |   |     |
| Totals       |    | 29-66 | 11-31 | 14-18 | 38 | 17 | 83 | 15 | 11 | 3 | 1   |

|             | FGs  | 3FGs | FTs   |
|-------------|------|------|-------|
| First Half  | .394 | .267 | .875  |
| Second Half | .538 | .500 | .625  |
| Overtime    | .286 | .000 | 1.000 |
| Game        | .439 | .355 | .778  |

Officials: Karl Hess, Bob Donato, Michael Stephens  
Technical fouls: VT-None. Miami-None.  
Attendance: 5,839

| Score by Periods | 1st | 2nd | OT | Total |
|------------------|-----|-----|----|-------|
| Virginia Tech    | 36  | 41  | 11 | 88    |
| Miami            | 37  | 40  | 6  | 83    |

## GAME 20

Jan. 27, 2009

|                 |           |
|-----------------|-----------|
| <b>NC STATE</b> | <b>84</b> |
| <b>MIAMI</b>    | <b>81</b> |

RBC Center—Raleigh, N.C. | OVERTIME

(AP) Julius Mays buried a straightaway 3-pointer with 2.6 seconds left in overtime to help NC State beat Miami 84-81. Courtney Fells had 24 points for the Wolfpack (11-7, 2-4 ACC), who blew a 19-point lead early in the second half before holding for the win. Brandon Costner added 21 points and Ben McCauley had 12. Despite fighting a stomach bug entering the game, Jack McClinton led the Hurricanes' effort with a game-high 27 points, including three three-pointers. Four Miami players finished with double-figure points for the ninth time this season, as Dwayne Collins added 18 points, Adrian Thomas — in his first career start — added a career-high 14 points and Brian Asbury finished with 11. Thomas hit a career-high four three-pointers, including one in overtime to bring the Hurricanes within one point with 1:51 to go. With 24 seconds remaining in overtime, McClinton hit three-straight free throws to knot the score at 81-all. But with the clock winding down in a tie game, Mays — NC State's backup freshman point guard — pulled up and hit a 3-pointer, forcing the Hurricanes (14-6, 3-4) to rely on a half-court heave from Lance Hurdle that hit the backboard and rim before falling away. The Hurricanes trailed by as many as 19 points with 19:09 remaining in regulation. A Thomas 3-pointer sparked a 26-7 Miami run as UM took the 56-53 lead on a Collins dunk with 6:48 to go.

### MIAMI

|                | FG    | 3FG  | FT    | REB | F  | TP | A  | TO | B | S | MIN |
|----------------|-------|------|-------|-----|----|----|----|----|---|---|-----|
| 01 Hurdle g    | 1-5   | 0-1  | 1-3   | 2   | 2  | 3  | 2  | 1  | 0 | 0 | 31  |
| 21 Collins f   | 8-11  | 0-0  | 2-7   | 6   | 2  | 18 | 2  | 2  | 0 | 1 | 30  |
| 30 Thomas f    | 5-8   | 4-7  | 0-0   | 2   | 4  | 14 | 1  | 1  | 0 | 0 | 29  |
| 32 Asbury g    | 4-10  | 0-2  | 3-5   | 2   | 0  | 11 | 1  | 0  | 0 | 4 | 32  |
| 33 McClinton g | 9-17  | 3-7  | 6-7   | 6   | 4  | 27 | 2  | 5  | 0 | 0 | 37  |
| 00 Graham      | 3-4   | 0-0  | 0-0   | 8   | 1  | 6  | 0  | 1  | 0 | 0 | 16  |
| 20 McGowan     | 0-2   | 0-1  | 0-0   | 2   | 1  | 0  | 0  | 1  | 0 | 0 | 5   |
| 23 Dews        | 0-3   | 0-1  | 0-0   | 2   | 1  | 0  | 3  | 0  | 1 | 0 | 24  |
| 31 Jones       | 0-2   | 0-0  | 0-0   | 0   | 1  | 0  | 1  | 0  | 0 | 0 | 12  |
| 45 Gamble      | 1-1   | 0-0  | 0-0   | 3   | 0  | 2  | 0  | 0  | 0 | 0 | 9   |
| TEAM           |       |      |       | 8   |    |    |    |    |   |   | 1   |
| Totals         | 31-63 | 7-19 | 12-22 | 41  | 16 | 81 | 12 | 12 | 1 | 5 | 225 |

|             | FGs  | 3FGs | FTs  |
|-------------|------|------|------|
| First Half  | .444 | .000 | .200 |
| Second Half | .548 | .545 | .556 |
| Overtime    | .400 | .500 | .750 |
| Game        | .492 | .368 | .545 |

### NC STATE

|               | FG    | 3FG   | FT  | REB | F  | TP | A  | TO | B | S | MIN |
|---------------|-------|-------|-----|-----|----|----|----|----|---|---|-----|
| 04 Fells g    | 7-15  | 6-9   | 4-4 | 3   | 1  | 24 | 0  | 1  | 0 | 1 | 36  |
| 12 Degand g   | 3-4   | 1-2   | 0-0 | 2   | 5  | 7  | 7  | 2  | 2 | 1 | 34  |
| 23 Smith f    | 3-5   | 0-0   | 0-0 | 5   | 3  | 6  | 0  | 2  | 0 | 1 | 22  |
| 33 Costner f  | 8-16  | 3-9   | 2-2 | 2   | 5  | 21 | 4  | 1  | 1 | 0 | 38  |
| 34 McCauley c | 6-10  | 0-0   | 0-1 | 7   | 1  | 12 | 3  | 2  | 0 | 2 | 42  |
| 02 Harris     | 0-0   | 0-0   | 0-0 | 0   | 1  | 0  | 0  | 0  | 0 | 0 | 5   |
| 15 Ferguson   | 1-1   | 1-1   | 0-0 | 0   | 1  | 3  | 0  | 1  | 0 | 0 | 9   |
| 24 Mays       | 2-3   | 2-2   | 0-0 | 1   | 0  | 6  | 1  | 0  | 0 | 0 | 11  |
| 30 Thomas     | 0-0   | 0-0   | 0-0 | 0   | 0  | 0  | 0  | 0  | 0 | 0 | 3   |
| 31 Horner     | 2-6   | 1-3   | 0-0 | 2   | 2  | 5  | 2  | 1  | 1 | 0 | 25  |
| TEAM          |       |       |     | 4   |    |    |    |    |   |   |     |
| Totals        | 32-60 | 14-26 | 6-7 | 26  | 19 | 84 | 17 | 10 | 4 | 5 | 225 |

|             | FGs  | 3FGs  | FTs   |
|-------------|------|-------|-------|
| First Half  | .500 | .538  | .800  |
| Second Half | .500 | .455  | .000  |
| Overtime    | .833 | 1.000 | 1.000 |
| Game        | .533 | .538  | .857  |

Officials: Jamie Luckie, Roger Ayers, Tim Nestor  
Technical fouls: ST-None. Miami-None.  
Attendance: 15,244

| Score by Periods | 1st | 2nd | OT | Total |
|------------------|-----|-----|----|-------|
| Miami            | 25  | 45  | 11 | 81    |
| NC State         | 39  | 31  | 14 | 84    |

## GAME 21

Jan. 31, 2009

|                 |           |
|-----------------|-----------|
| <b>MARYLAND</b> | <b>73</b> |
| <b>MIAMI</b>    | <b>68</b> |

Comcast Center—College Park, Md.

(AP) Greivis Vasquez had 11 points and 10 rebounds, barely missing Maryland's first triple-double since 1987, and the Terrapins defeated Miami 73-68. Landon Milbourne scored 17 points and Dave Neal had 11 for Maryland (14-7, 3-4 ACC), which snapped a four-game losing streak to the Hurricanes (14-7, 3-5). The Terrapins committed only seven turnovers and scored 20 points off 16 Hurricane turnovers. Jack McClinton led Miami with 18 points and James Dews added 13 for the Hurricanes, who have dropped three straight for the first time this season. After McClinton's one-handed slam set up a three-point play that tied the game at 29 with 17:59 remaining, Milbourne's jumper ignited a 18-7 Maryland run for a 47-36 Maryland lead. The Hurricanes managed to cut the Terps' lead to five on several occasions — including after back-to-back three-pointers from Lance Hurdle with 1:08 to go. But Maryland converted 5-of-6 free throws down the stretch to clinch the win.

### MIAMI

|                | FG    | 3FG   | FT    | REB | F  | TP | A  | TO | B | S | MIN |
|----------------|-------|-------|-------|-----|----|----|----|----|---|---|-----|
| 21 Collins f   | 2-5   | 0-0   | 1-2   | 7   | 0  | 5  | 0  | 1  | 0 | 1 | 21  |
| 30 Thomas f    | 1-3   | 1-2   | 0-0   | 2   | 5  | 3  | 1  | 2  | 0 | 0 | 19  |
| 01 Hurdle g    | 3-7   | 2-5   | 0-0   | 0   | 4  | 8  | 3  | 3  | 0 | 1 | 22  |
| 32 Asbury g    | 2-9   | 1-6   | 2-2   | 9   | 2  | 7  | 0  | 1  | 0 | 1 | 33  |
| 33 McClinton g | 6-15  | 3-9   | 3-3   | 8   | 1  | 18 | 6  | 3  | 1 | 0 | 36  |
| 00 Graham      | 2-4   | 0-0   | 0-1   | 5   | 1  | 4  | 0  | 2  | 2 | 0 | 17  |
| 20 McGowan     | 1-2   | 0-1   | 0-0   | 3   | 1  | 2  | 0  | 2  | 0 | 0 | 11  |
| 23 Dews        | 4-10  | 3-7   | 2-2   | 2   | 3  | 13 | 1  | 1  | 0 | 0 | 29  |
| 31 Jones       | 3-4   | 0-1   | 1-2   | 1   | 1  | 7  | 0  | 0  | 0 | 0 | 8   |
| 45 Gamble      | 0-0   | 0-0   | 1-2   | 0   | 0  | 1  | 0  | 0  | 0 | 0 | 4   |
| TEAM           |       |       |       | 4   |    |    |    |    |   |   | 1   |
| Totals         | 24-59 | 10-31 | 10-14 | 41  | 18 | 68 | 11 | 16 | 3 | 3 | 200 |

|             | FGs  | 3FGs | FTs  |
|-------------|------|------|------|
| First Half  | .458 | .250 | .000 |
| Second Half | .371 | .348 | .714 |
| Game        | .407 | .323 | .714 |

### MARYLAND

|                | FG    | 3FG  | FT    | REB | F  | TP | A  | TO | B | S | MIN |
|----------------|-------|------|-------|-----|----|----|----|----|---|---|-----|
| 01 Milbourne f | 6-13  | 0-0  | 5-6   | 6   | 2  | 17 | 2  | 3  | 0 | 0 | 29  |
| 35 Neal f      | 4-10  | 1-5  | 2-2   | 4   | 4  | 11 | 1  | 0  | 0 | 2 | 22  |
| 14 Mosley g    | 3-4   | 0-1  | 2-2   | 3   | 2  | 8  | 3  | 2  | 0 | 1 | 29  |
| 21 Vasquez g   | 4-15  | 1-7  | 2-4   | 10  | 2  | 11 | 9  | 0  | 0 | 1 | 35  |
| 22 Bowie g     | 3-8   | 0-1  | 3-3   | 6   | 0  | 9  | 2  | 0  | 0 | 3 | 34  |
| 05 Hayes       | 3-8   | 2-4  | 0-0   | 1   | 1  | 8  | 0  | 2  | 0 | 0 | 22  |
| 11 Kim         | 2-2   | 1-1  | 0-0   | 0   | 2  | 5  | 0  | 0  | 0 | 0 | 8   |
| 33 Gregory     | 2-5   | 0-0  | 0-0   | 4   | 3  | 4  | 0  | 0  | 0 | 1 | 21  |
| TEAM           |       |      |       | 4   |    |    |    |    |   |   |     |
| Totals         | 27-65 | 5-19 | 14-17 | 38  | 16 | 73 | 17 | 7  | 0 | 8 | 200 |

|             | FGs  | 3FGs | FTs  |
|-------------|------|------|------|
| First Half  | .343 | .182 | .500 |
| Second Half | .500 | .375 | .867 |
| Game        | .415 | .263 | .824 |

Officials: Joe Lindsay, Raymond Styons, Brian Dorsey  
Technical fouls: MD-None. Miami-None.  
Attendance: 17,950

| Score by Periods | 1st | 2nd | Total |
|------------------|-----|-----|-------|
| Miami            | 24  | 44  | 68    |
| Maryland         | 27  | 46  | 73    |

## GAME 22

Feb. 4, 2009

|                            |           |
|----------------------------|-----------|
| <b>MIAMI</b>               | <b>79</b> |
| <b>No. 6/7 WAKE FOREST</b> | <b>52</b> |

BankUnited Center—Coral Gables, Fla.

(AP) Jack McClinton scored a season-high 32 points and Miami used a zone defense to stymie No. 7 Wake Forest, 79-52, to start a three-game stretch against teams that have been ranked No. 1 this season. The Demon Deacons (17-3, 4-3 ACC) struggled throughout and shot a season-low 31.7 percent, including 3-for-20 from 3-point range. Miami (15-7, 4-5) led 29-26 at halftime, then pulled away by outscoring Wake 25-8 over the first 9:10 of the second half. McClinton scored 14 straight late in the game, went 6-for-10 from 3-point range and had three steals. When it ended, fans poured onto the court to celebrate the largest margin of victory over a top-10 opponent in school history. Adrian Thomas was 4-for-5 beyond the arc and tied a career high with 14 points, while Lance Hurdle finished with 11 points and four assists. Jeff Teague scored 19 points for Wake but missed all five of his 3-point tries, while Al-Farouq Aminu had five turnovers and scored only four points, nine below his average. The Demon Deacons came into the game shooting 50 percent this season, but struggled from the start, scoring only eight points in their first 15 possessions and shooting 33 percent in the half. The lead changed seven times before DeQuan Jones scored on a breakaway dunk to give Miami a 29-26 halftime lead. The Hurricanes led the entire second half. They outscored Wake Forest 16-6 to go ahead 45-32, and Thomas' final 3-pointer put Miami up 54-34.

### WAKE

|               | FG    | 3FG  | FT    | REB | F  | TP | A | TO | B | S | MIN |
|---------------|-------|------|-------|-----|----|----|---|----|---|---|-----|
| 01 Aminu f    | 2-6   | 0-1  | 0-1   | 4   | 1  | 4  | 1 | 5  | 1 | 1 | 28  |
| 23 Johnson f  | 4-12  | 2-4  | 1-1   | 7   | 5  | 11 | 1 | 2  | 2 | 1 | 30  |
| 44 Weaver f   | 0-1   | 0-0  | 0-0   | 3   | 2  | 0  | 1 | 0  | 0 | 1 | 13  |
| 00 Teague g   | 6-14  | 0-5  | 7-8   | 1   | 2  | 19 | 1 | 1  | 2 | 3 | 32  |
| 42 Williams g | 2-6   | 1-2  | 0-2   | 2   | 2  | 5  | 0 | 0  | 0 | 0 | 22  |
| 02 Clark      | 1-3   | 0-2  | 0-0   | 1   | 1  | 2  | 0 | 0  | 0 | 0 | 6   |
| 04 Hale       | 0-6   | 0-5  | 2-2   | 3   | 0  | 2  | 0 | 2  | 0 | 2 | 13  |
| 10 Smith      | 2-6   | 0-1  | 0-0   | 3   | 0  | 4  | 3 | 3  | 0 | 0 | 17  |
| 13 McFarland  | 2-5   | 0-0  | 1-2   | 4   | 3  | 5  | 0 | 1  | 0 | 0 | 27  |
| 20 Lepore     | 0-0   | 0-0  | 0-0   | 0   | 0  | 0  | 0 | 0  | 0 | 0 | 0+  |
| 40 Walker     | 0-1   | 0-0  | 0-2   | 1   | 0  | 0  | 0 | 0  | 0 | 0 | 4   |
| 55 Woods      | 0-0   | 0-0  | 0-0   | 1   | 3  | 0  | 0 | 0  | 0 | 0 | 8   |
| TEAM          |       |      |       | 7   |    |    |   |    |   |   |     |
| Totals        | 19-60 | 3-20 | 11-18 | 37  | 19 | 52 | 7 | 14 | 5 | 9 | 200 |

|             | FGs  | 3FGs | FTs  |
|-------------|------|------|------|
| First Half  | .333 | .222 | .000 |
| Second Half | .292 | .091 | .733 |
| Game        | .317 | .150 | .611 |

### MIAMI

|                | FG    | 3FG   | FT    | REB | F  | TP | A  | TO | B | S  | MIN |
|----------------|-------|-------|-------|-----|----|----|----|----|---|----|-----|
| 20 McGowan f   | 2-5   | 0-2   | 4-4   | 5   | 2  | 8  | 1  | 2  | 1 | 1  | 23  |
| 21 Collins f   | 1-3   | 0-0   | 0-0   | 2   | 3  | 2  | 2  | 1  | 0 | 1  | 14  |
| 32 Asbury f    | 0-4   | 0-3   | 1-2   | 2   | 2  | 1  | 2  | 1  | 1 | 1  | 23  |
| 01 Hurdle g    | 2-9   | 1-3   | 6-8   | 4   | 2  | 11 | 4  | 2  | 0 | 1  | 29  |
| 33 McClinton g | 11-19 | 6-10  | 4-5   | 3   | 1  | 32 | 2  | 3  | 0 | 3  | 33  |
| 00 Graham      | 3-3   | 0-0   | 0-1   | 11  | 0  | 6  | 1  | 0  | 4 | 1  | 24  |
| 23 Dews        | 1-3   | 0-1   | 0-0   | 1   | 3  | 2  | 1  | 1  | 1 | 0  | 20  |
| 25 Quiglar     | 0-0   | 0-0   | 0-0   | 0   | 0  | 0  | 0  | 0  | 0 | 0  | 0+  |
| 30 Thomas      | 5-6   | 4-5   | 0-0   | 3   | 1  | 14 | 2  | 3  | 1 | 0  | 19  |
| 31 Jones       | 1-1   | 0-0   | 1-2   | 2   | 1  | 3  | 0  | 1  | 1 | 2  | 15  |
| TEAM           |       |       |       | 6   |    |    |    |    |   |    |     |
| Totals         | 26-53 | 11-24 | 16-22 | 39  | 15 | 79 | 15 | 14 | 9 | 10 | 200 |

|             | FGs  | 3FGs | FTs  |
|-------------|------|------|------|
| First Half  | .480 | .625 | .000 |
| Second Half | .500 | .375 | .762 |
| Game        | .491 | .458 | .727 |

Officials: Bryan Kersey, Bernard Clinton, Tony Greene  
Technical fouls: WF-None. Miami-None.  
Attendance: 5,792

| Score by Periods    | 1st | 2nd | Total |
|---------------------|-----|-----|-------|
| No. 6/7 Wake Forest | 26  | 26  | 52    |
| Miami               | 29  | 50  | 79    |



## GAME 23

Feb. 7, 2009

**No. 3/4 DUKE 78**  
**MIAMI 75**

Cameron Indoor Stadium—Durham, N.C. | OVERTIME

(AP) Duke trailed by 16 points in the second half before Gerald Henderson and David McClure fueled a comeback to beat Miami 78-75 in overtime. Henderson scored 18 of his 19 points after halftime for Duke (20-3, 7-2 ACC), while David McClure had a career-high 13 rebounds. The Blue Devils shot poorly and couldn't grab a rebound for the first half, however they had a response. Jon Scheyer led Duke with 22 points, while Kyle Singler came up with a key overtime basket that kept them in control once Miami (15-8, 4-6) stumbled in the extra period. Duke also got 18 points from Greg Paulus. Duke trailed by 13 at halftime after shooting 6-for-31 (19 percent), then fell behind 38-22 barely 3 minutes into the second half before rallying with a 24-4 run. Jack McClinton scored a season-high 34 points for Miami, including a 3-pointer over McClure and Singler to force OT with 14.8 seconds left. Once in OT, Henderson scored for a 70-68 lead, then Singler—who finished 5-for-23 from the field—drove in for a score to push the margin to four. The Hurricanes, meanwhile, missed their first five shots before McClinton hit a 3 with 31.1 seconds left that cut the lead to three. Miami got no closer, with Paulus making two free throws with 10.2 seconds left to seal the win. McClinton scored Miami's last 11 points of regulation and all seven in overtime. Duke shot just 33 percent for the game, including 12-for-39 from 3-point range against the Hurricanes' determined zone defense. The 39 3-point attempts were a school record.

### MIAMI

|              | FG | 3FG   | FT   | REB   | F  | TP | A  | T | B  | S | MIN   |
|--------------|----|-------|------|-------|----|----|----|---|----|---|-------|
| 20 McGowan   | f  | 0-3   | 0-0  | 0-0   | 2  | 2  | 0  | 0 | 2  | 0 | 16    |
| 21 Collins   | f  | 3-5   | 0-0  | 1-1   | 7  | 4  | 7  | 1 | 3  | 0 | 32    |
| 32 Asbury    | g  | 5-8   | 0-0  | 2-2   | 8  | 3  | 12 | 3 | 2  | 0 | 34    |
| 01 Hurdle    | g  | 0-4   | 0-1  | 0-0   | 2  | 1  | 0  | 1 | 3  | 0 | 21    |
| 33 McClinton | g  | 12-18 | 5-6  | 5-6   | 3  | 1  | 34 | 2 | 3  | 0 | 43    |
| 00 Graham    | f  | 1-5   | 0-0  | 3-4   | 2  | 0  | 5  | 0 | 0  | 0 | 13    |
| 23 Dews      | f  | 5-8   | 3-4  | 1-2   | 2  | 3  | 14 | 1 | 4  | 0 | 26    |
| 30 Thomas    | f  | 1-5   | 1-4  | 0-0   | 3  | 4  | 3  | 1 | 1  | 0 | 12    |
| 31 Jones     | f  | 0-1   | 0-0  | 0-1   | 6  | 2  | 0  | 0 | 1  | 1 | 11    |
| TEAM         |    |       |      |       |    |    |    |   |    |   | 6     |
| Totals       |    | 27-57 | 9-15 | 12-16 | 41 | 20 | 75 | 9 | 19 | 1 | 4 225 |

|             | FGs  | 3FGs | FTs   |
|-------------|------|------|-------|
| First Half  | .462 | .625 | .600  |
| Second Half | .565 | .750 | .778  |
| Overtime    | .250 | .333 | 1.000 |
| Game        | .474 | .600 | .750  |

### DUKE

|              | FG | 3FG   | FT    | REB   | F  | TP | A  | T  | B | S | MIN   |
|--------------|----|-------|-------|-------|----|----|----|----|---|---|-------|
| 12 Singler   | f  | 5-23  | 2-7   | 5-6   | 10 | 3  | 17 | 2  | 3 | 1 | 43    |
| 15 Henderson | f  | 8-18  | 2-7   | 1-3   | 5  | 2  | 19 | 4  | 0 | 0 | 38    |
| 42 Thomas    | f  | 0-2   | 0-0   | 0-0   | 2  | 3  | 0  | 0  | 1 | 0 | 13    |
| 03 Paulus    | g  | 6-15  | 4-12  | 2-2   | 5  | 3  | 18 | 2  | 1 | 0 | 34    |
| 30 Scheyer   | g  | 5-13  | 4-11  | 8-10  | 4  | 2  | 22 | 3  | 2 | 0 | 42    |
| 02 Smith     | g  | 0-2   | 0-1   | 0-0   | 0  | 3  | 0  | 0  | 1 | 0 | 7     |
| 05 Pocius    | g  | 0-1   | 0-0   | 0-0   | 0  | 0  | 0  | 0  | 0 | 0 | 3     |
| 14 McClure   | g  | 1-2   | 0-1   | 0-1   | 13 | 1  | 2  | 2  | 1 | 0 | 29    |
| 20 Williams  | g  | 0-0   | 0-0   | 0-0   | 0  | 1  | 0  | 0  | 0 | 0 | 3     |
| 55 Zoubek    | g  | 0-0   | 0-0   | 0-0   | 0  | 1  | 0  | 0  | 0 | 0 | 7     |
| TEAM         |    |       |       |       |    |    |    |    |   |   | 2     |
| Totals       |    | 25-76 | 12-39 | 16-22 | 41 | 19 | 78 | 13 | 9 | 1 | 8 225 |

|             | FGs  | 3FGs | FTs  |
|-------------|------|------|------|
| First Half  | .194 | .250 | .750 |
| Second Half | .421 | .364 | .750 |
| Overtime    | .429 | .000 | .667 |
| Game        | .329 | .308 | .727 |

Officials: Les Jones, Gary Maxwell, Mike Eades  
Technical fouls: Duke-None. Miami-None.  
Attendance: 9,314

| Score by Periods | 1st | 2nd | OT | Total |
|------------------|-----|-----|----|-------|
| Miami            | 32  | 36  | 7  | 75    |
| No. 3/4 Duke     | 19  | 49  | 10 | 78    |

## GAME 24

Feb. 15, 2009

**No. 3/3 NORTH CAROLINA 69**  
**MIAMI 65**

BankUnited Center—Coral Gables, Fla.

(AP) Ty Lawson scored 17 of his 21 points in the second half, including the game-sealing 3-pointer with 10.6 seconds left, and the third-ranked Tar Heels held off a strong Hurricanes' comeback bid on the way to a 69-65 win. Miami's Jack McClinton led all scorers and likely dazzled the 15 NBA scouts in attendance with 35 points, the most the Tar Heels (23-2, 9-2 ACC) have yielded to an ACC player this season. It was his third-straight game scoring at least 30, making him the first Miami player to do so since Eric Brown 21 seasons ago. Miami trailed 54-40 with 12:01 left, only to get within one three times in the final 5 minutes. But each time, Lawson nailed a 3-pointer, part of his 5-for-7 effort beyond the arc in the second half. All-American Tyler Hansbrough was held to eight points and four boards for the Heels, but took a key charge on Brian Asbury with 44.3 seconds left to protect a one-point lead. Asbury scored 12 for UM (15-9, 4-7), which lost its last two to Duke and UNC by a combined seven points. Miami was without starting forward Dwayne Collins, who sprained his left ankle in practice Saturday. After Ellington hit a 3-pointer to give North Carolina that 14-point lead, McClinton scored eight points from the perimeter in 64 seconds, including a pair of 3s to get Miami within six with 9:14 remaining. And when he drove the lane for an easy layup with 5:27 left—giving him 30 points—the Hurricanes were within 58-54. But whenever North Carolina needed something, Lawson came through in what turned into a 3-point contest. He connected from beyond the arc, only to have Adrian Thomas answer with 3:19 left to get Miami within one. So Lawson hit another 3-pointer. McClinton answered, but that was the Hurricanes' last hurrah. Hansbrough took the charge on Asbury in the final minute, Lawson sealed it with yet another 3, and the Heels held on.

### UNC

|               | FG | 3FG   | FT    | REB | F  | TP | A  | T  | B  | S | MIN   |
|---------------|----|-------|-------|-----|----|----|----|----|----|---|-------|
| 14 Green      | f  | 3-13  | 2-6   | 0-0 | 6  | 2  | 8  | 3  | 2  | 1 | 27    |
| 21 Thompson   | f  | 4-11  | 0-0   | 1-2 | 4  | 1  | 9  | 0  | 2  | 1 | 28    |
| 50 Hansbrough | f  | 3-8   | 0-0   | 2-2 | 4  | 2  | 8  | 3  | 1  | 0 | 30    |
| 05 Lawson     | g  | 7-12  | 5-8   | 2-2 | 0  | 1  | 21 | 4  | 2  | 0 | 34    |
| 22 Ellington  | g  | 5-12  | 3-8   | 2-2 | 10 | 1  | 15 | 5  | 1  | 0 | 35    |
| 04 Frasier    | f  | 1-5   | 0-2   | 0-0 | 4  | 1  | 2  | 2  | 1  | 0 | 19    |
| 11 Drew II    | g  | 0-1   | 0-1   | 0-0 | 1  | 0  | 0  | 1  | 0  | 0 | 6     |
| 32 Davis      | f  | 3-5   | 0-0   | 0-0 | 11 | 0  | 6  | 0  | 3  | 2 | 21    |
| TEAM          |    |       |       |     |    |    |    |    |    |   | 4     |
| Totals        |    | 26-67 | 10-25 | 7-8 | 44 | 8  | 69 | 18 | 13 | 4 | 4 200 |

|             | FGs  | 3FGs | FTs   |
|-------------|------|------|-------|
| First Half  | .364 | .222 | .750  |
| Second Half | .412 | .500 | 1.000 |
| Game        | .388 | .400 | .875  |

### MIAMI

|              | FG | 3FG   | FT    | REB | F  | TP | A  | T  | B  | S | MIN   |
|--------------|----|-------|-------|-----|----|----|----|----|----|---|-------|
| 20 McGowan   | f  | 0-2   | 0-1   | 0-0 | 2  | 1  | 0  | 0  | 2  | 0 | 15    |
| 32 Asbury    | f  | 5-7   | 2-4   | 0-0 | 3  | 2  | 12 | 4  | 2  | 1 | 27    |
| 00 Graham    | c  | 2-7   | 0-0   | 0-0 | 15 | 3  | 4  | 0  | 3  | 5 | 27    |
| 01 Hurdle    | g  | 2-9   | 0-3   | 0-0 | 2  | 2  | 4  | 2  | 2  | 0 | 25    |
| 33 McClinton | g  | 13-25 | 7-12  | 2-2 | 3  | 0  | 35 | 2  | 0  | 0 | 37    |
| 23 Dews      | g  | 0-3   | 0-2   | 0-0 | 1  | 0  | 0  | 2  | 1  | 0 | 30    |
| 30 Thomas    | g  | 2-6   | 2-6   | 0-0 | 4  | 3  | 6  | 4  | 1  | 0 | 24    |
| 31 Jones     | g  | 0-3   | 0-1   | 0-0 | 1  | 1  | 0  | 0  | 1  | 0 | 10    |
| 45 Gamble    | g  | 2-6   | 0-0   | 0-0 | 5  | 0  | 4  | 0  | 0  | 0 | 15    |
| TEAM         |    |       |       |     |    |    |    |    |    |   | 3     |
| Totals       |    | 26-68 | 11-29 | 2-2 | 39 | 12 | 65 | 14 | 12 | 6 | 5 200 |

|             | FGs  | 3FGs | FTs   |
|-------------|------|------|-------|
| First Half  | .306 | .250 | .000  |
| Second Half | .469 | .538 | 1.000 |
| Game        | .382 | .379 | 1.000 |

Officials: John Cahill, Sean Hull, Mike Kitts  
Technical fouls: UNC-None. Miami-None.  
Attendance: 7,200

| Score by Periods       | 1st | 2nd | Total |
|------------------------|-----|-----|-------|
| No. 3/3 North Carolina | 29  | 40  | 69    |
| Miami                  | 26  | 39  | 65    |

## GAME 25

Feb. 18, 2009

**FLORIDA STATE 80**  
**MIAMI 67**

Donald L. Tucker Center—Tallahassee, Fla.

(AP) Toney Douglas scored 24 points and Uche Echefu added 18 points and 10 rebounds to lead Florida State to an 80-67 victory over Miami. The Seminoles (20-6, 7-4 ACC) made 31 of 35 free throws—including 20 in the second half—to pick up their 20th win of the season and improve to 11-4 at home. James Dews led Miami (15-10, 4-8) with a season-high 19 points—including three three-pointers—and a career-high seven rebounds, while Jack McClinton finished with 13 points for UM. McClinton, who had scored 101 points in the last three games, tied Steven Edwards for the Miami school record for career threes (265) with his only trey four minutes into the game. Dwayne Collins returned to the starting lineup for the Hurricanes on Wednesday, finishing with eight points and seven rebounds. Douglas, who spent much of his time in the first half helping defend McClinton, scored 17 of his points in the second half.

### MIAMI

|              | FG | 3FG   | FT   | REB   | F  | TP | A  | T | B  | S | MIN   |
|--------------|----|-------|------|-------|----|----|----|---|----|---|-------|
| 00 Graham    | f  | 1-4   | 0-0  | 0-3   | 1  | 5  | 2  | 2 | 2  | 1 | 20    |
| 21 Collins   | f  | 3-7   | 0-0  | 2-3   | 7  | 1  | 8  | 2 | 1  | 1 | 23    |
| 32 Asbury    | g  | 2-4   | 0-1  | 4-6   | 3  | 1  | 8  | 0 | 1  | 1 | 23    |
| 23 Dews      | g  | 7-11  | 3-5  | 2-3   | 7  | 4  | 19 | 0 | 1  | 0 | 32    |
| 33 McClinton | g  | 5-12  | 1-4  | 2-3   | 0  | 4  | 13 | 0 | 3  | 0 | 35    |
| 01 Hurdle    | g  | 2-5   | 1-2  | 3-4   | 1  | 3  | 8  | 4 | 2  | 0 | 26    |
| 20 McGowan   | g  | 0-0   | 0-0  | 0-0   | 2  | 1  | 0  | 0 | 0  | 0 | 4     |
| 30 Thomas    | g  | 3-8   | 2-7  | 0-0   | 1  | 3  | 8  | 0 | 0  | 0 | 25    |
| 31 Jones     | g  | 0-2   | 0-0  | 0-0   | 1  | 0  | 0  | 0 | 1  | 0 | 5     |
| 45 Gamble    | g  | 0-2   | 0-0  | 1-2   | 2  | 0  | 1  | 1 | 0  | 0 | 7     |
| TEAM         |    |       |      |       |    |    |    |   |    |   | 7     |
| Totals       |    | 23-55 | 7-19 | 14-24 | 32 | 22 | 67 | 9 | 11 | 3 | 3 200 |

|             | FGs  | 3FGs | FTs  |
|-------------|------|------|------|
| First Half  | .444 | .333 | .500 |
| Second Half | .393 | .385 | .643 |
| Game        | .418 | .368 | .583 |

### FSU

|              | FG | 3FG   | FT   | REB   | F  | TP | A  | T  | B | S | MIN   |
|--------------|----|-------|------|-------|----|----|----|----|---|---|-------|
| 31 Singleton | f  | 2-4   | 1-3  | 0-0   | 3  | 4  | 5  | 1  | 0 | 1 | 16    |
| 41 Echefu    | f  | 4-8   | 1-4  | 9-10  | 10 | 2  | 18 | 1  | 1 | 0 | 37    |
| 32 Alabi     | c  | 1-4   | 0-0  | 5-5   | 3  | 3  | 7  | 0  | 0 | 1 | 17    |
| 22 Kitchen   | g  | 5-7   | 2-2  | 1-2   | 7  | 3  | 13 | 2  | 2 | 0 | 23    |
| 23 Douglas   | g  | 5-12  | 0-4  | 14-15 | 1  | 2  | 24 | 4  | 0 | 0 | 39    |
| 01 Gibson    | g  | 0-1   | 0-0  | 0-0   | 0  | 1  | 0  | 0  | 0 | 0 | 1     |
| 02 DeMercy   | g  | 3-5   | 0-1  | 0-0   | 1  | 2  | 6  | 0  | 1 | 0 | 18    |
| 03 Loucks    | g  | 0-0   | 0-0  | 0-1   | 1  | 0  | 0  | 0  | 1 | 0 | 14    |
| 04 Dulkys    | g  | 1-3   | 1-3  | 2-2   | 0  | 1  | 5  | 1  | 1 | 0 | 23    |
| 21 Hoff      | g  | 0-0   | 0-0  | 0-0   | 0  | 0  | 0  | 0  | 0 | 0 | 1     |
| 42 Reid      | g  | 1-2   | 0-0  | 0-0   | 2  | 3  | 2  | 2  | 2 | 0 | 21    |
| TEAM         |    |       |      |       |    |    |    |    |   |   | 1     |
| Totals       |    | 22-46 | 5-17 | 31-35 | 29 | 21 | 80 | 11 | 8 | 4 | 5 200 |

|             | FGs  | 3FGs | FTs  |
|-------------|------|------|------|
| First Half  | .364 | .273 | .917 |
| Second Half | .583 | .333 | .870 |
| Game        | .478 | .294 | .886 |

Officials: Karl Hess, Les Jones, Ray Natili  
Technical fouls: FSU-None. Miami-None.  
Attendance: 10,458

| Score by Periods | 1st | 2nd | Total |
|------------------|-----|-----|-------|
| Miami            | 31  | 36  | 67    |
| Florida State    | 30  | 50  | 80    |

## GAME 26

Feb. 21, 2009

|                |    |
|----------------|----|
| MIAMI          | 69 |
| BOSTON COLLEGE | 58 |

BankUnited Center—Coral Gables, Fla.

(AP) Jack McClinton scored 22 points and the Miami Hurricanes tied a season high with 11 3-pointers to beat Boston College, 69-58. McClinton hit four three-pointers in the win to set a Miami record for career three-pointers with 269 in just his third season for the 'Canes. The Hurricanes made seven consecutive shots en route to a 20-5 lead, and Boston College was never closer than eight points the rest of the way. The Eagles' Tyrese Rice was held scoreless for the first 16 1/2 minutes and finished 3-for-15 against Miami's zone defense. He totaled 11 points, seven below his average. The Hurricanes (16-10, 5-8 ACC) broke a three-game losing streak and swept the season series with Boston College. The Eagles (19-9, 7-6) were coming off a win over Duke last Sunday. James Dews had 14 points and Brian Asbury recorded 12 for Miami, which shot 52 percent. Joe Trapani scored 17 for the Eagles, who shot 36 percent.

| BC            | FG    | 3FG  | FT   | REB | F  | TP | A  | T  | B | S | MIN |
|---------------|-------|------|------|-----|----|----|----|----|---|---|-----|
| 11 Raji f     | 1-7   | 0-0  | 3-6  | 15  | 2  | 5  | 2  | 1  | 0 | 1 | 32  |
| 12 Trapani f  | 7-12  | 3-7  | 0-1  | 4   | 0  | 17 | 0  | 1  | 0 | 0 | 26  |
| 52 Southern c | 3-5   | 0-0  | 0-0  | 5   | 4  | 6  | 1  | 2  | 1 | 1 | 22  |
| 04 Rice g     | 3-15  | 2-8  | 3-4  | 2   | 1  | 11 | 0  | 3  | 0 | 1 | 34  |
| 15 Sanders g  | 0-2   | 0-0  | 2-2  | 2   | 3  | 2  | 1  | 3  | 1 | 0 | 17  |
| 00 Jackson    | 4-9   | 1-2  | 1-2  | 5   | 1  | 10 | 7  | 2  | 1 | 1 | 30  |
| 05 Paris      | 1-2   | 0-0  | 0-0  | 0   | 0  | 2  | 2  | 1  | 0 | 1 | 7   |
| 21 Roche      | 2-5   | 1-4  | 0-0  | 0   | 0  | 5  | 0  | 1  | 0 | 0 | 20  |
| 55 Dunn       | 0-1   | 0-0  | 0-0  | 3   | 3  | 0  | 0  | 0  | 0 | 0 | 12  |
| TEAM          | 2     |      |      |     |    |    |    |    |   |   |     |
| Totals        | 21-58 | 7-21 | 9-15 | 38  | 14 | 58 | 13 | 15 | 3 | 5 | 200 |
|               | FGs   | 3FGs | FTs  |     |    |    |    |    |   |   |     |
| First Half    | .414  | .444 | .800 |     |    |    |    |    |   |   |     |
| Second Half   | .310  | .250 | .500 |     |    |    |    |    |   |   |     |
| Game          | .362  | .333 | .600 |     |    |    |    |    |   |   |     |

| MIAMI          | FG    | 3FG   | FT   | REB | F  | TP | A  | T  | B | S | MIN |
|----------------|-------|-------|------|-----|----|----|----|----|---|---|-----|
| 00 Graham f    | 2-3   | 0-0   | 2-4  | 4   | 3  | 6  | 2  | 1  | 1 | 0 | 27  |
| 21 Collins f   | 1-4   | 0-0   | 1-4  | 4   | 0  | 3  | 1  | 3  | 0 | 0 | 22  |
| 32 Asbury f    | 5-7   | 1-2   | 1-2  | 5   | 0  | 12 | 3  | 2  | 1 | 4 | 29  |
| 23 Dews g      | 4-8   | 4-6   | 2-4  | 4   | 3  | 14 | 3  | 1  | 1 | 2 | 30  |
| 33 McClinton g | 8-16  | 4-7   | 2-2  | 4   | 2  | 22 | 4  | 2  | 0 | 1 | 35  |
| 01 Hurdle      | 3-6   | 1-2   | 0-0  | 3   | 2  | 7  | 1  | 1  | 0 | 1 | 25  |
| 20 McGowan     | 1-1   | 0-0   | 0-0  | 0   | 1  | 2  | 0  | 1  | 1 | 0 | 4   |
| 30 Thomas      | 1-2   | 1-2   | 0-0  | 3   | 4  | 3  | 1  | 2  | 0 | 1 | 26  |
| 31 Jones       | 0-1   | 0-1   | 0-0  | 0   | 0  | 0  | 0  | 0  | 0 | 0 | 2   |
| TEAM           | 1     |       |      |     |    |    |    |    |   |   |     |
| Totals         | 25-48 | 11-20 | 8-16 | 28  | 15 | 69 | 15 | 13 | 4 | 9 | 200 |
|                | FGs   | 3FGs  | FTs  |     |    |    |    |    |   |   |     |
| First Half     | .586  | .692  | .500 |     |    |    |    |    |   |   |     |
| Second Half    | .421  | .286  | .500 |     |    |    |    |    |   |   |     |
| Game           | .521  | .550  | .500 |     |    |    |    |    |   |   |     |

Officials: Jamie Luckie, Mike Wood, Roger Ayers  
Technical fouls: BC-None. Miami-None.  
Attendance: 4,979

| Score by Periods | 1st | 2nd | Total |
|------------------|-----|-----|-------|
| Boston College   | 32  | 26  | 58    |
| Miami            | 44  | 25  | 69    |

## GAME 27

Feb. 26, 2009

|          |    |
|----------|----|
| MIAMI    | 62 |
| VIRGINIA | 55 |

John Paul Jones Arena—Charlottesville, Va.

(AP) Jack McClinton scored just 11 points, well below his average, but hit a huge 3-pointer with 47 seconds to play to give Miami a two-possession cushion and the Hurricanes held on to beat Virginia, 62-55. The Hurricanes (17-10, 6-8 ACC) won their second-straight ACC contest and got some clutch shooting from McClinton when it mattered most down the stretch. His third 3-pointer gave Miami a 60-55 lead and he added two free throws with 19 seconds left. Virginia (9-15, 3-10) had won two straight at home, but failed to score after Jeff Jones' 3-pointer produced the eighth tie of the half at 55 with 3:51 remaining. The Cavaliers committed turnovers on three consecutive possessions after pulling even, causing them to fall behind.

| MIAMI          | FG    | 3FG  | FT    | REB | F  | TP | A  | T  | B | S | MIN |
|----------------|-------|------|-------|-----|----|----|----|----|---|---|-----|
| 00 Graham f    | 0-3   | 0-0  | 0-0   | 7   | 2  | 0  | 2  | 3  | 1 | 2 | 28  |
| 21 Collins f   | 3-5   | 0-0  | 0-1   | 4   | 2  | 6  | 0  | 1  | 0 | 0 | 18  |
| 32 Asbury g    | 5-8   | 0-1  | 3-3   | 4   | 1  | 13 | 2  | 2  | 0 | 0 | 28  |
| 23 Dews g      | 4-10  | 1-4  | 0-0   | 4   | 1  | 9  | 1  | 0  | 0 | 1 | 33  |
| 33 McClinton g | 3-10  | 3-5  | 2-2   | 2   | 2  | 11 | 4  | 3  | 0 | 1 | 35  |
| 01 Hurdle      | 2-3   | 0-1  | 4-5   | 0   | 1  | 8  | 2  | 1  | 0 | 2 | 17  |
| 20 McGowan     | 2-3   | 0-0  | 2-2   | 1   | 0  | 6  | 0  | 1  | 2 | 0 | 8   |
| 30 Thomas      | 3-8   | 3-7  | 0-0   | 2   | 0  | 9  | 2  | 1  | 0 | 1 | 25  |
| 31 Jones       | 0-0   | 0-0  | 0-0   | 1   | 1  | 0  | 1  | 1  | 0 | 0 | 6   |
| 45 Gamble      | 0-0   | 0-0  | 0-0   | 1   | 2  | 0  | 0  | 0  | 0 | 0 | 2   |
| TEAM           | 7     |      |       |     |    |    |    |    |   |   |     |
| Totals         | 22-50 | 7-18 | 11-13 | 28  | 12 | 62 | 14 | 13 | 3 | 7 | 200 |
|                | FGs   | 3FGs | FTs   |     |    |    |    |    |   |   |     |
| First Half     | .423  | .364 | .750  |     |    |    |    |    |   |   |     |
| Second Half    | .458  | .429 | .889  |     |    |    |    |    |   |   |     |
| Game           | .440  | .389 | .846  |     |    |    |    |    |   |   |     |

| VIRGINIA        | FG    | 3FG  | FT    | REB | F  | TP | A | T  | B | S | MIN |
|-----------------|-------|------|-------|-----|----|----|---|----|---|---|-----|
| 45 Tat f        | 0-0   | 0-0  | 0-0   | 2   | 0  | 0  | 0 | 2  | 0 | 1 | 9   |
| 05 Sene c       | 0-3   | 0-0  | 0-0   | 3   | 1  | 0  | 0 | 0  | 2 | 0 | 9   |
| 04 Baker g      | 4-7   | 1-1  | 2-2   | 0   | 1  | 11 | 3 | 5  | 0 | 1 | 34  |
| 15 Landesberg g | 3-7   | 3-5  | 4-4   | 7   | 0  | 13 | 0 | 4  | 0 | 1 | 37  |
| 23 Jones g      | 6-12  | 1-4  | 3-3   | 4   | 1  | 16 | 0 | 0  | 1 | 2 | 30  |
| 02 Farrakhan    | 1-5   | 0-2  | 0-0   | 1   | 0  | 2  | 0 | 0  | 0 | 0 | 7   |
| 12 Tucker       | 1-4   | 0-2  | 1-2   | 1   | 5  | 3  | 1 | 1  | 0 | 1 | 17  |
| 13 Zeglinski    | 0-2   | 0-1  | 0-0   | 0   | 1  | 0  | 2 | 0  | 0 | 1 | 10  |
| 21 Soroye       | 1-1   | 0-0  | 0-0   | 3   | 2  | 2  | 0 | 1  | 2 | 0 | 12  |
| 24 Diane        | 0-1   | 0-1  | 0-0   | 1   | 0  | 0  | 1 | 1  | 0 | 0 | 3   |
| 32 Scott        | 4-8   | 0-0  | 0-0   | 4   | 2  | 8  | 1 | 2  | 0 | 0 | 32  |
| TEAM            | 7     |      |       |     |    |    |   |    |   |   |     |
| Totals          | 20-50 | 5-16 | 10-11 | 33  | 13 | 55 | 8 | 16 | 5 | 7 | 200 |
|                 | FGs   | 3FGs | FTs   |     |    |    |   |    |   |   |     |
| First Half      | .393  | .300 | 1.000 |     |    |    |   |    |   |   |     |
| Second Half     | .409  | .333 | .857  |     |    |    |   |    |   |   |     |
| Game            | .400  | .313 | .909  |     |    |    |   |    |   |   |     |

Officials: John Cahill, Mike Kitts, Bob Donato  
Technical fouls: UVA-None. Miami-None.  
Attendance: 9,392

| Score by Periods | 1st | 2nd | Total |
|------------------|-----|-----|-------|
| Miami            | 29  | 33  | 62    |
| Virginia         | 29  | 26  | 55    |

## GAME 28

Mar. 4, 2009

|              |    |
|--------------|----|
| GEORGIA TECH | 78 |
| MIAMI        | 68 |

Alexander Memorial Coliseum—Atlanta, Ga.

(AP) Lewis Clinch scored a career-high 30 points in his final regular-season game and Georgia Tech beat Miami 78-68 to end a seven-game losing streak and snap a two-game winning streak for the Hurricanes. Clinch, a senior playing in his final home game, made 9 of 16 3-point attempts as Georgia Tech (11-17, 2-13 ACC) took its first win since beating Wake Forest on Jan. 31. Clinch's high mark for 3-pointers in an ACC game this season tied the second-highest total in school history, behind Dennis Scott's 11 against Houston on Dec. 28, 1988. Georgia Tech led 41-25 at halftime and took a 19-point advantage at 52-33. Miami (17-11, 6-9) used an 18-6 run to cut the lead to 58-51 on back-to-back baskets by Brian Asbury, who had 16 points to lead five Hurricanes in double figures. He added a career-high 15 rebounds for his first career double-double, while Dwayne Collins finished with 10 points and 15 boards to add his 14th career double-double. Jack McClinton had 13 points, James Dews added 11 and Lance Hurdle had 10 for Miami. The Hurricanes dominated the boards, 48-26, and outscored the Yellow Jackets, 43-37, in the second half, but it wasn't enough to overcome their slow start. Gani Lawal had 14 points for Georgia Tech.

| MIAMI          | FG    | 3FG  | FT    | REB | F  | TP | A  | T  | B | S | MIN |
|----------------|-------|------|-------|-----|----|----|----|----|---|---|-----|
| 00 Graham f    | 4-7   | 0-0  | 0-1   | 6   | 2  | 8  | 0  | 0  | 1 | 3 | 24  |
| 21 Collins f   | 3-11  | 0-0  | 4-8   | 15  | 1  | 10 | 2  | 5  | 0 | 1 | 25  |
| 32 Asbury f    | 6-11  | 2-4  | 2-2   | 15  | 3  | 16 | 2  | 1  | 0 | 0 | 32  |
| 23 Dews g      | 4-13  | 3-11 | 0-0   | 2   | 2  | 11 | 1  | 0  | 0 | 1 | 31  |
| 33 McClinton g | 3-12  | 1-7  | 6-6   | 1   | 5  | 13 | 2  | 2  | 0 | 0 | 28  |
| 01 Hurdle      | 3-10  | 2-5  | 2-2   | 0   | 4  | 10 | 5  | 1  | 0 | 1 | 28  |
| 20 McGowan     | 0-1   | 0-0  | 0-0   | 2   | 4  | 0  | 1  | 2  | 0 | 0 | 7   |
| 30 Thomas      | 0-4   | 0-4  | 0-0   | 4   | 1  | 0  | 0  | 2  | 0 | 0 | 19  |
| 31 Jones       | 0-2   | 0-1  | 0-0   | 0   | 1  | 0  | 0  | 2  | 0 | 0 | 6   |
| TEAM           | 3     |      |       |     |    |    |    |    |   |   |     |
| Totals         | 23-71 | 8-32 | 14-19 | 48  | 23 | 68 | 13 | 15 | 1 | 6 | 200 |
|                | FGs   | 3FGs | FTs   |     |    |    |    |    |   |   |     |
| First Half     | .229  | .083 | 1.000 |     |    |    |    |    |   |   |     |
| Second Half    | .417  | .350 | .545  |     |    |    |    |    |   |   |     |
| Game           | .324  | .250 | .737  |     |    |    |    |    |   |   |     |

| GA TECH       | FG    | 3FG   | FT    | REB | F  | TP | A  | T  | B | S  | MIN |
|---------------|-------|-------|-------|-----|----|----|----|----|---|----|-----|
| 35 Peacock f  | 3-5   | 0-0   | 3-4   | 3   | 4  | 9  | 1  | 2  | 1 | 1  | 27  |
| 44 Aminu f    | 2-6   | 0-0   | 3-6   | 5   | 2  | 7  | 1  | 1  | 5 | 0  | 26  |
| 00 Clinch g   | 10-19 | 9-16  | 1-2   | 5   | 0  | 30 | 4  | 0  | 0 | 3  | 37  |
| 01 Shumpert g | 1-3   | 0-0   | 5-6   | 3   | 1  | 7  | 7  | 2  | 0 | 3  | 30  |
| 03 Miller g   | 1-1   | 0-0   | 3-4   | 1   | 3  | 5  | 2  | 4  | 0 | 2  | 23  |
| 04 Foreman    | 0-0   | 0-0   | 1-2   | 1   | 2  | 1  | 0  | 0  | 1 | 0  | 12  |
| 10 Storrs     | 2-3   | 1-2   | 0-0   | 2   | 3  | 5  | 2  | 1  | 0 | 1  | 18  |
| 31 Lawal      | 5-7   | 0-0   | 4-6   | 2   | 3  | 14 | 1  | 1  | 2 | 1  | 20  |
| 34 Sheehan    | 0-1   | 0-0   | 0-0   | 1   | 0  | 0  | 0  | 0  | 0 | 0  | 7   |
| TEAM          | 3     |       |       |     |    |    |    |    |   |    |     |
| Totals        | 24-45 | 10-18 | 20-30 | 26  | 18 | 78 | 18 | 11 | 9 | 11 | 200 |
|               | FGs   | 3FGs  | FTs   |     |    |    |    |    |   |    |     |
| First Half    | .519  | .636  | .750  |     |    |    |    |    |   |    |     |
| Second Half   | .556  | .429  | .636  |     |    |    |    |    |   |    |     |
| Game          | .533  | .556  | .667  |     |    |    |    |    |   |    |     |

Officials: Mike Wood, Joe Lindsay, Raymond Styons  
Technical fouls: GT-None. Miami-None.  
Attendance: 7,170

| Score by Periods | 1st | 2nd | Total |
|------------------|-----|-----|-------|
| Miami            | 25  | 43  | 68    |
| Georgia Tech     | 41  | 37  | 78    |

## GAME 29

Mar. 7, 2009

|          |    |
|----------|----|
| MIAMI    | 72 |
| NC STATE | 64 |

BankUnited Center—Coral Gables, Fla.

(AP) Jack McClinton overcame a slow start to score 24 points, and Miami held NC State without a field goal for more than 12 minutes in the second half and won 72-64. McClinton missed his first seven shots before sinking a 3-pointer early in the second half. He finished 3-for-15 from the field but was 16-for-16 from the line — the best performance from the line in school history. Seniors Lance Hurdle and Brian Asbury — also making their final home appearance as Hurricanes along with McClinton and Jimmy Graham — finished with 13 points apiece. Graham added a game-high three blocks, three steals, six points and six rebounds. The Hurricanes (18-11, 7-9 ACC) helped their hopes of making the NCAA tournament for the second year in a row. NC State (16-13, 6-10) is likely out of the mix unless it makes a big splash in the league tournament. The Wolfpack missed 12 consecutive shots during their drought, which began when they led 42-36. Javier Gonzalez ended the streak with a minute left to cut Miami's lead to 63-56. Gonzalez led North Carolina State with 19 points.

## NC STATE

|               | FG    | 3FG  | FT    | REB | F  | TP | A  | TO | B | S | MIN |
|---------------|-------|------|-------|-----|----|----|----|----|---|---|-----|
| 23 Smith f    | 4-8   | 0-0  | 4-5   | 4   | 5  | 12 | 0  | 5  | 0 | 1 | 34  |
| 33 Costner f  | 3-7   | 1-4  | 5-5   | 6   | 4  | 12 | 1  | 1  | 1 | 1 | 30  |
| 34 McCauley c | 0-7   | 0-0  | 6-6   | 10  | 1  | 6  | 5  | 3  | 0 | 0 | 25  |
| 10 Gonzalez g | 6-13  | 5-8  | 2-2   | 3   | 4  | 19 | 4  | 2  | 0 | 1 | 30  |
| 15 Ferguson g | 2-4   | 1-3  | 0-0   | 3   | 5  | 5  | 1  | 1  | 0 | 0 | 25  |
| 02 Harris     | 0-0   | 0-0  | 0-0   | 0   | 0  | 0  | 1  | 0  | 0 | 0 | 0+  |
| 12 Degand     | 0-1   | 0-1  | 0-0   | 1   | 2  | 0  | 0  | 1  | 0 | 0 | 11  |
| 21 Williams   | 0-1   | 0-1  | 0-0   | 1   | 1  | 0  | 0  | 0  | 0 | 0 | 15  |
| 22 Smith      | 1-1   | 0-0  | 1-1   | 2   | 0  | 3  | 0  | 0  | 0 | 0 | 1   |
| 31 Horner     | 3-7   | 0-3  | 1-2   | 4   | 4  | 7  | 2  | 0  | 0 | 0 | 29  |
| TEAM          |       |      | 2     |     |    |    |    |    |   |   |     |
| Totals        | 19-49 | 7-20 | 19-21 | 36  | 26 | 64 | 13 | 15 | 1 | 3 | 200 |

|             | FGs  | 3FGs | FTs  |
|-------------|------|------|------|
| First Half  | .500 | .444 | .857 |
| Second Half | .310 | .273 | .929 |
| Game        | .388 | .350 | .905 |

## MIAMI

|                | FG    | 3FG  | FT    | REB | F  | TP | A | TO | B | S | MIN |
|----------------|-------|------|-------|-----|----|----|---|----|---|---|-----|
| 00 Graham f    | 3-5   | 0-0  | 0-4   | 6   | 4  | 6  | 2 | 1  | 3 | 3 | 25  |
| 21 Collins f   | 4-6   | 0-0  | 1-3   | 6   | 1  | 9  | 0 | 0  | 0 | 1 | 35  |
| 32 Asbury f    | 4-11  | 1-3  | 4-5   | 7   | 0  | 13 | 0 | 0  | 0 | 1 | 36  |
| 01 Hurdle g    | 4-8   | 3-6  | 2-2   | 2   | 1  | 13 | 1 | 1  | 0 | 2 | 24  |
| 33 McClinton g | 3-15  | 2-6  | 16-16 | 2   | 1  | 24 | 1 | 1  | 0 | 1 | 35  |
| 20 McGowan     | 0-1   | 0-1  | 0-0   | 1   | 1  | 0  | 0 | 0  | 0 | 0 | 3   |
| 23 Dews        | 1-3   | 1-2  | 1-2   | 4   | 3  | 4  | 1 | 0  | 0 | 0 | 20  |
| 30 Thomas      | 0-3   | 0-3  | 1-2   | 1   | 5  | 1  | 1 | 1  | 0 | 0 | 16  |
| 31 Jones       | 1-3   | 0-0  | 0-0   | 0   | 2  | 1  | 0 | 0  | 0 | 0 | 6   |
| 45 Gamble      | 0-1   | 0-0  | 0-0   | 2   | 2  | 0  | 0 | 0  | 0 | 0 | 0+  |
| TEAM           |       |      | 4     |     |    |    |   |    |   |   |     |
| Totals         | 20-56 | 7-21 | 25-34 | 35  | 18 | 72 | 7 | 5  | 3 | 8 | 200 |

|             | FGs  | 3FGs | FTs   |
|-------------|------|------|-------|
| First Half  | .258 | .250 | 1.000 |
| Second Half | .480 | .444 | .719  |
| Game        | .357 | .333 | .735  |

Officials: Gary Maxwell, Ray Natili, Tim Nestor  
 Technical fouls: ST-None. Miami-None.  
 Attendance: 5,027

| Score by Periods | 1st | 2nd | Total |
|------------------|-----|-----|-------|
| NC State         | 30  | 34  | 64    |
| Miami            | 21  | 51  | 72    |

## GAME 30

Mar. 12, 2009

|               |    |
|---------------|----|
| VIRGINIA TECH | 65 |
| MIAMI         | 47 |

The Georgia Dome—Atlanta, Ga. | ACC Tournament

(AP) Virginia Tech broke open a close game with a 14-0 run in the second half and beat Miami 65-47 in the ACC tournament. Malcolm Delaney made only 1 of 10 shots from the field but made 14 of 15 free throws to lead Virginia Tech with 17 points. The Hokies (18-13), who led by 14 points in the first half, were ahead only 43-37 midway through the second half before the 14-0 run to take a 57-37 lead with 7:15 to play. Adrian Thomas and Jack McClinton led Miami (18-12) with nine points apiece. McClinton hit a three-pointer with 1:38 to go in the opening half to set a school record with a trey in an ACC-long 33-straight games. Thomas finished with a game-high three three-pointers for the Hurricanes. Before the game, McClinton was honored with the Skip Prosser Award, given annually to the ACC's top men's basketball scholar-athlete. During halftime, Thomas received the Bob Bradley Spirit & Courage Award, given annually to a male or female basketball player, coach or team administrator who has overcome significant injury, illness or adversity in life to become a valuable contributor to his/her program and university.

## MIAMI

|        |           |   |       |      |      |    |    |    |   |    |   |   |     |
|--------|-----------|---|-------|------|------|----|----|----|---|----|---|---|-----|
| 00     | Graham    | f | 2-3   | 0-0  | 0-4  | 1  | 2  | 4  | 0 | 0  | 1 | 2 | 18  |
| 21     | Collins   | f | 0-3   | 0-0  | 4-4  | 3  | 2  | 4  | 1 | 3  | 0 | 2 | 19  |
| 32     | Asbury    | f | 2-3   | 1-2  | 0-0  | 3  | 3  | 5  | 0 | 0  | 0 | 0 | 20  |
| 23     | Dews      | g | 0-6   | 0-5  | 0-0  | 2  | 1  | 0  | 0 | 0  | 0 | 0 | 29  |
| 33     | McClinton | g | 4-11  | 1-6  | 0-0  | 1  | 1  | 9  | 1 | 7  | 0 | 3 | 31  |
| 01     | Hurdle    |   | 1-9   | 1-4  | 0-0  | 3  | 3  | 7  | 0 | 0  | 1 | 3 | 34  |
| 20     | McGowan   |   | 2-3   | 0-0  | 0-0  | 5  | 1  | 4  | 0 | 1  | 0 | 0 | 15  |
| 30     | Thomas    |   | 3-6   | 3-6  | 0-1  | 2  | 3  | 9  | 0 | 4  | 0 | 0 | 17  |
| 31     | Jones     |   | 1-5   | 0-0  | 0-0  | 1  | 0  | 2  | 0 | 0  | 0 | 1 | 13  |
| 45     | Gamble    |   | 3-3   | 0-0  | 1-1  | 0  | 0  | 7  | 0 | 0  | 0 | 0 | 4   |
| TEAM   |           |   |       |      |      | 1  |    |    |   |    |   |   |     |
| Totals |           |   | 18-52 | 6-23 | 5-10 | 22 | 16 | 47 | 9 | 15 | 1 | 9 | 200 |

|             | FGs  | 3FGs | FTs  |
|-------------|------|------|------|
| First Half  | .333 | .364 | .667 |
| Second Half | .360 | .167 | .429 |
| Game        | .346 | .261 | .500 |

## VA TECH

|               | FG    | 3FG  | FT    | REB | F  | TP | A  | TO | B | S | MIN |
|---------------|-------|------|-------|-----|----|----|----|----|---|---|-----|
| 00 Allen f    | 4-5   | 0-1  | 1-2   | 6   | 3  | 9  | 0  | 2  | 0 | 3 | 30  |
| 40 Vassallo f | 5-12  | 2-8  | 2-2   | 8   | 3  | 14 | 4  | 5  | 0 | 2 | 38  |
| 34 Diakite c  | 2-3   | 0-0  | 0-0   | 5   | 2  | 4  | 0  | 2  | 0 | 0 | 18  |
| 05 Hudson g   | 3-4   | 1-2  | 0-0   | 4   | 0  | 7  | 0  | 2  | 0 | 1 | 33  |
| 23 Delaney g  | 1-10  | 1-3  | 14-15 | 0   | 2  | 17 | 8  | 3  | 0 | 1 | 38  |
| 01 Bell       | 0-1   | 0-0  | 0-0   | 0   | 0  | 0  | 0  | 0  | 0 | 0 | 2   |
| 10 Thorns     | 0-0   | 0-0  | 0-0   | 0   | 1  | 0  | 0  | 0  | 0 | 0 | 9   |
| 11 Panneton   | 0-1   | 0-1  | 0-0   | 0   | 0  | 0  | 0  | 0  | 0 | 0 | 0   |
| 14 Davila     | 1-1   | 0-0  | 0-0   | 1   | 1  | 2  | 0  | 0  | 0 | 0 | 2   |
| 15 Vinson     | 0-0   | 0-0  | 0-0   | 0   | 0  | 0  | 0  | 0  | 0 | 0 | 1   |
| 21 Witcher    | 0-0   | 0-0  | 0-0   | 0   | 0  | 0  | 0  | 0  | 0 | 0 | 5   |
| 32 Debnam     | 0-0   | 0-0  | 0-0   | 0   | 0  | 0  | 0  | 0  | 0 | 0 | 1   |
| 33 Thompson   | 5-5   | 0-0  | 2-4   | 8   | 3  | 12 | 0  | 3  | 1 | 0 | 23  |
| TEAM          |       |      | 3     |     |    |    |    |    |   |   |     |
| Totals        | 21-42 | 4-15 | 19-23 | 35  | 15 | 65 | 12 | 17 | 1 | 7 | 200 |

|             | FGs  | 3FGs | FTs  |
|-------------|------|------|------|
| First Half  | .476 | .333 | .833 |
| Second Half | .524 | .167 | .824 |
| Game        | .500 | .267 | .826 |

Officials: Bryan Kersey, Jamie Luckie, Raymond Styons  
 Technical fouls: VT-None. Miami-None.  
 Attendance: 26,352

| Score by Periods | 1st | 2nd | Total |
|------------------|-----|-----|-------|
| Miami            | 24  | 23  | 47    |
| Virginia Tech    | 28  | 37  | 65    |

## GAME 31

Mar. 18, 2009

|            |    |
|------------|----|
| MIAMI      | 78 |
| PROVIDENCE | 66 |

Dunkin' Donuts Center—Providence, R.I. | NIT First Round

(AP) Jack McClinton hit a career-high tying seven 3-pointers and scored 25 points lead Miami to a 78-66 victory over Providence in the first round of the NIT. Dwayne Collins had 12 rebounds and Lance Hurdle added 12 points for the Hurricanes (19-12), who out-rebounded the Friars 44-35. McClinton broke his own school record for 3-pointers in a season (94 set in 2007-08) and now has 98 through 31 games. He holds the top-three spots in the Miami recordbook in single-season threes and also extended his school record for career treys to 283. Though Miami never trailed, the game stayed tight in the second half, and both teams had trouble scoring as the game grew increasingly chippy down the stretch. Brian Asbury's jumper with 3:22 to go broke a stretch of 6:53 without a field goal by either team. Providence got within four with just 3:08 to play, but McClinton — who made 7 of his 14 3-point shots — responded with two of them in a row to keep the game out of reach. Weynmi Efejuku led Providence with 16 points, and Jonathan Kale added 11 points and nine rebounds for the Friars.

## MIAMI

|                | FG    | 3FG   | FT    | REB | F  | TP | A  | TO | B | S | MIN |
|----------------|-------|-------|-------|-----|----|----|----|----|---|---|-----|
| 20 McGowan f   | 0-3   | 0-1   | 2-2   | 4   | 4  | 2  | 2  | 2  | 0 | 0 | 16  |
| 21 Collins f   | 1-5   | 0-0   | 6-8   | 12  | 3  | 8  | 0  | 5  | 2 | 2 | 22  |
| 32 Asbury f    | 2-8   | 0-2   | 5-5   | 7   | 0  | 9  | 1  | 2  | 0 | 2 | 31  |
| 01 Hurdle g    | 5-10  | 1-5   | 1-2   | 2   | 3  | 12 | 4  | 2  | 0 | 0 | 33  |
| 33 McClinton g | 9-21  | 7-14  | 0-0   | 7   | 3  | 25 | 2  | 2  | 1 | 0 | 36  |
| 00 Graham      | 2-3   | 0-0   | 2-2   | 5   | 2  | 6  | 1  | 1  | 0 | 0 | 15  |
| 23 Dews        | 2-4   | 2-2   | 2-2   | 3   | 4  | 8  | 5  | 0  | 0 | 1 | 21  |
| 30 Thomas      | 2-5   | 0-3   | 0-0   | 1   | 1  | 4  | 1  | 3  | 1 | 1 | 20  |
| 31 Jones       | 1-1   | 0-0   | 0-0   | 1   | 0  | 2  | 0  | 1  | 0 | 0 | 2   |
| 45 Gamble      | 1-1   | 0-0   | 0-0   | 1   | 1  | 2  | 0  | 1  | 1 | 0 | 4   |
| TEAM           |       |       | 1     |     |    |    |    |    |   |   |     |
| Totals         | 25-61 | 10-27 | 18-21 | 44  | 21 | 78 | 16 | 19 | 4 | 7 | 200 |

|             | FGs  | 3FGs | FTs   |
|-------------|------|------|-------|
| First Half  | .364 | .333 | 1.000 |
| Second Half | .464 | .417 | .824  |
| Game        | .410 | .370 | .857  |

## PROVIDENCE

|                | FG    | 3FG  | FT    | REB | F  | TP | A  | TO | B | S | MIN |
|----------------|-------|------|-------|-----|----|----|----|----|---|---|-----|
| 11 McDermott f | 2-7   | 0-1  | 1-1   | 5   | 4  | 5  | 1  | 2  | 0 | 1 | 23  |
| 34 Kale f      | 2-6   | 0-0  | 7-12  | 9   | 5  | 11 | 2  | 1  | 3 | 0 | 30  |
| 01 Xavier g    | 2-8   | 2-7  | 0-0   | 2   | 3  | 6  | 2  | 2  | 0 | 2 | 27  |
| 04 Curry g     | 2-8   | 1-7  | 0-0   | 2   | 2  | 5  | 3  | 3  | 0 | 2 | 34  |
| 13 Efejuku g   | 3-7   | 1-1  | 9-10  | 3   | 0  | 16 | 2  | 1  | 0 | 1 | 26  |
| 00 Kellogg     | 0-0   | 0-0  | 0-0   | 0   | 0  | 0  | 0  | 0  | 0 | 0 | 4   |
| 02 Brooks      | 3-12  | 0-4  | 0-2   | 6   | 1  | 6  | 1  | 2  | 1 | 2 | 22  |
| 12 Burchett    | 0-0   | 0-0  | 0-0   | 0   | 0  | 0  | 0  | 0  | 0 | 0 | 0+  |
| 21 Baudinet    | 0-0   | 0-0  | 0-0   | 0   | 0  | 0  | 0  | 0  | 0 | 0 | 1   |
| 23 McKenzie    | 4-7   | 4-7  | 1-2   | 2   | 2  | 13 | 2  | 4  | 0 | 1 | 18  |
| 25 Beloin      | 0-0   | 0-0  | 0-0   | 0   | 0  | 0  | 0  | 0  | 0 | 0 | 0+  |
| 31 Heine       | 0-0   | 0-0  | 0-0   | 0   | 0  | 0  | 0  | 0  | 0 | 0 | 0+  |
| 32 Hanke       | 2-5   | 0-0  | 0-0   | 3   | 4  | 4  | 1  | 0  | 0 | 0 | 15  |
| TEAM           |       |      | 3     |     |    |    |    |    |   |   |     |
| Totals         | 20-60 | 8-27 | 18-27 | 35  | 21 | 66 | 14 | 15 | 4 | 9 | 200 |

|             | FGs  | 3FGs | FTs  |
|-------------|------|------|------|
| First Half  | .323 | .182 | .750 |
| Second Half | .345 | .375 | .632 |
| Game        | .333 | .296 | .667 |

Officials: Sean Hull, Bret Smith, Andrew Walton  
 Technical fouls: PC-None. Miami-None.  
 Attendance: 5,645

| Score by Periods | 1st | 2nd | Total |
|------------------|-----|-----|-------|
| Miami            | 33  | 45  | 78    |
| Providence       | 28  | 38  | 66    |



# GAME 32

Mar. 20, 2009

**FLORIDA** 74  
**MIAMI** 60

Stephen C. O'Connell Center—Gainesville, Fla. |  
NIT Second Round

(AP) Nick Calathes had 21 points, Alex Tyus added 13 points and 12 rebounds, and the Gators beat in-state rival Miami 74-60 in the second round of the NIT. Miami (19-13) got behind early, trailing by 22 points in the first half. The Hurricanes cut the lead to 11 several times in the second half, but couldn't get any closer. Dwayne Collins led Miami with 17 points and eight rebounds, while Jack McClinton added 13 points — including three 3-pointers — in his final game for the Hurricanes. Florida (25-10) got off to a strong start, making seven of its first 10 shots, including four from 3-point range, and led 20-2 with 11:36 to play in the first half. UM missed nine of its first 10. The Hurricanes missed their first eight 3-point attempts and finally got one to fall when McClinton hit with 9:35 remaining. Nonetheless, the Gators opened up a 31-9 lead with 7:53 left. The 'Canes sliced the lead in half thanks mostly to 3s from McClinton, Lance Hurdle, Brian Asbury and Adrian Thomas. But Florida pushed it back to 48-32 at halftime. The Gators shot a season-high 63 percent from the field in the opening 20 minutes and were 8-of-16 from 3-point range. It was a bittersweet reunion for McClinton, who played against his former coach at Siena. McClinton played one year at Siena, where current Florida assistant Rob Lanier was the head coach — thus seeing both McClinton's first and last collegiate game.

| MIAMI          | FG    | 3FG  | FT   | REB | F  | TP | A  | T  | B | S | MIN |
|----------------|-------|------|------|-----|----|----|----|----|---|---|-----|
| 20 McGowan f   | 0-1   | 0-0  | 0-0  | 0   | 0  | 0  | 0  | 0  | 0 | 0 | 6   |
| 21 Collins f   | 6-9   | 0-0  | 5-8  | 8   | 0  | 17 | 1  | 3  | 1 | 1 | 28  |
| 32 Asbury f    | 2-4   | 1-2  | 0-0  | 2   | 1  | 5  | 0  | 1  | 1 | 0 | 24  |
| 01 Hurdle g    | 2-6   | 1-3  | 0-0  | 1   | 4  | 5  | 3  | 1  | 0 | 0 | 35  |
| 33 McClinton g | 5-12  | 3-9  | 0-0  | 1   | 4  | 13 | 4  | 4  | 0 | 1 | 37  |
| 00 Graham      | 3-5   | 0-0  | 2-2  | 5   | 3  | 8  | 0  | 1  | 0 | 1 | 12  |
| 23 Dews        | 4-10  | 1-6  | 0-0  | 2   | 2  | 9  | 1  | 1  | 0 | 1 | 31  |
| 30 Thomas      | 1-8   | 1-5  | 0-0  | 1   | 2  | 3  | 0  | 0  | 0 | 3 | 21  |
| 31 Jones       | 0-0   | 0-0  | 0-2  | 0   | 0  | 0  | 2  | 0  | 0 | 0 | 3   |
| 45 Gamble      | 0-1   | 0-0  | 0-0  | 1   | 0  | 0  | 0  | 0  | 0 | 0 | 3   |
| TEAM           |       |      |      | 4   |    |    |    |    |   |   |     |
| Totals         | 23-56 | 7-25 | 7-12 | 25  | 16 | 60 | 11 | 11 | 2 | 7 | 200 |

|             | FGs  | 3FGs | FTs  |
|-------------|------|------|------|
| First Half  | .433 | .333 | .250 |
| Second Half | .385 | .200 | .750 |
| Game        | .414 | .280 | .583 |


| FLORIDA       | FG    | 3FG   | FT    | REB | F  | TP | A  | T  | B | S | MIN |
|---------------|-------|-------|-------|-----|----|----|----|----|---|---|-----|
| 21 Werner f   | 4-6   | 2-4   | 2-2   | 6   | 4  | 12 | 3  | 5  | 0 | 0 | 30  |
| 23 Tyus c     | 6-9   | 0-0   | 1-1   | 12  | 3  | 13 | 0  | 1  | 0 | 0 | 29  |
| 11 Walker g   | 2-7   | 2-6   | 1-2   | 0   | 2  | 7  | 1  | 2  | 0 | 0 | 29  |
| 15 Hodge g    | 3-6   | 1-4   | 1-2   | 3   | 1  | 8  | 3  | 0  | 0 | 1 | 35  |
| 33 Calathes g | 6-12  | 4-9   | 5-6   | 6   | 1  | 21 | 7  | 5  | 0 | 1 | 35  |
| 01 Vargas     | 0-0   | 0-0   | 0-0   | 0   | 0  | 0  | 0  | 0  | 0 | 0 | 1   |
| 03 Shipman    | 1-1   | 0-0   | 0-0   | 3   | 0  | 2  | 1  | 1  | 0 | 1 | 12  |
| 25 Parsons    | 3-7   | 1-4   | 0-2   | 4   | 1  | 7  | 5  | 1  | 0 | 0 | 22  |
| 30 Kadji      | 1-2   | 0-0   | 2-4   | 1   | 1  | 4  | 0  | 1  | 0 | 0 | 7   |
| TEAM          |       |       |       | 2   |    |    |    |    |   |   |     |
| Totals        | 26-50 | 10-27 | 12-19 | 37  | 13 | 74 | 20 | 16 | 0 | 3 | 200 |

|             | FGs  | 3FGs | FTs  |
|-------------|------|------|------|
| First Half  | .630 | .500 | .750 |
| Second Half | .391 | .182 | .545 |
| Game        | .520 | .370 | .632 |

Officials: Tim Gattis, Rod Dixon, Jerry Heater  
Technical fouls: UF-None. Miami-None.  
Attendance: 6,525

| Score by Periods | 1st | 2nd | Total |
|------------------|-----|-----|-------|
| Miami            | 32  | 28  | 60    |
| Florida          | 48  | 26  | 74    |





Big Ideas Need  
Top-Ranked Dependability.

*Official Document Company of the Miami Hurricanes*

*your document solutions provider*

**U miami**



Ricoh dependability moves your ideas forward.


**RICOH**<sup>TM</sup>

[ricoh-usa.com](http://ricoh-usa.com) ©2008 Ricoh Americas Corporation.



PROGRAM HISTORY





## PROGRAM HISTORY

The 1928-29 MIAMI HURRICANES posted a 13-8 overall record.

It lay silent for 14 years. Collecting dust and going unnoticed, the Miami basketball program was the Rip van Winkle of college basketball from 1971 to 1985. But Hurricane Basketball returned, and in a big way.

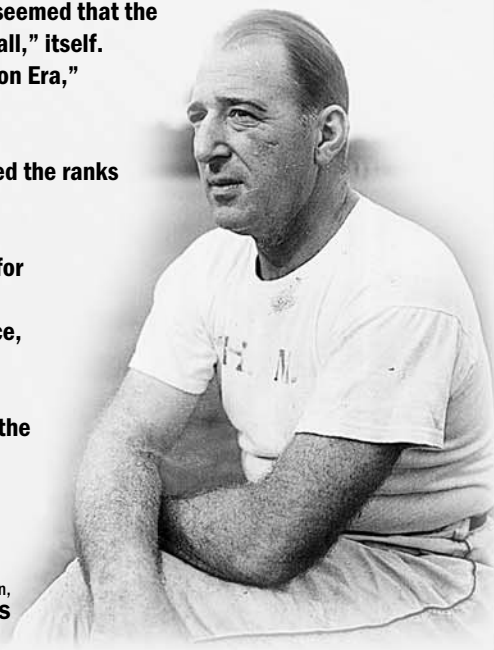
Since 1985, the Miami program has undergone such dramatic and frequent changes, it seemed that the Hurricanes were continually entering "a new era." First came the "Era of Miami Basketball," itself. Then came the "Bill Foster Era," followed by the "Tito Horford Era," "The Leonard Hamilton Era," "The BIG EAST Era," and now the "Frank Haith/ACC Era."

With the entry into the Atlantic Coast Conference in 2004, the University of Miami entered the ranks of the most competitive and successful basketball conference in the nation.

The road to conference affiliation in the ACC was not an easy one for those who thirsted for basketball in this continually prospering part of the country. Moreover, the previous path traveled by Miami basketball players, coaches and fans was dotted by flashes of brilliance, color and sometimes disappointment.

Here is a capsule summary of the 80 years of Miami basketball that has played a part in the history of the athletic program at the University and its neighboring community.

The Hurricanes returned to intercollegiate competition in the 1938-39 season, posting a 4-6 record under head coach **HART MORRIS**



## THE 1920S: MIAMI'S FIRST TIME

- The Hurricanes fielded a freshman team in 1926-27, finishing 7-1 under Head Coach Art Webb.
- In 1927-28, the first official varsity basketball team at the University of Miami posted an 8-4 mark, knocking off Rollins, 51-15, in the opener.

## THE 1930S: A MISSING LINK

- Miami records list no official results from 1932 through 1938. During that period of time, representatives from the school played local AAU and church-sponsored teams under Coach Tom McCann.
- The Hurricanes returned to intercollegiate competition in the 1938-39 season, posting a 4-6 record under Head Coach Hart Morris.

## THE 1940S: WORLD WAR II STOPS PLAY

- Like many other institutions across the nation, Miami dropped intercollegiate basketball during the war years of 1942-1945.
- Morris returned as head coach along with the program in 1946 and was the UM mentor until 1952 when Dave Wike took over for a two-year stint as the UM coach.

## THE 1950S: UM'S GLORY YEARS

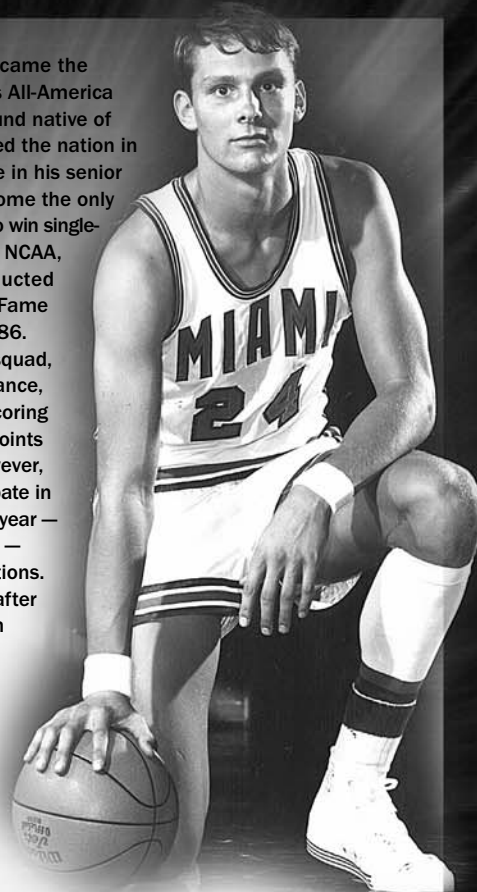
- In 1954, the University named Bruce Hale as its head basketball coach. The retired Air Force captain and former professional basketball star held the UM head coaching post for 13 seasons, leading the Hurricane program through its glory years of intercollegiate basketball. Before the end of Hale's tenure in 1967, the Hurricanes won 220 games and lost 112 for a .663 winning percentage. Hale's first Miami team turned in a 9-11 record, but there were no other losing campaigns in the next 12 years. The streak of non-losing seasons extended through the 1968-69 season — marking 14 consecutive campaigns of .500 basketball or better for UM.
- Hale's 1959-60 club was the first UM men's basketball team to advance to the NCAA Tournament and finish the season ranked in the Associated Press Top 10. That 1959-60 edition ran its record to 23-3 before bowing to Western Kentucky, 107-84, in the first round of the tournament.
- During that historic '59-60 NCAA Tournament year, junior guard Dick Hickox became the first UM basketball player to earn All-America recognition. Hickox averaged 22.1 points per game during that season en route to becoming a second-team AP and UPI All-American.

## THE 1960S: RICK BARRY'S ALL-AMERICAN YEARS

- The Dick Hickox-led Hurricanes of 1960-61 returned to postseason play — falling in the first round of the NIT to St. Louis, 58-56. The 1960-61 squad compiled a 20-7 record.
- In 1962-63, Miami advanced to the second round of the NIT before falling to Providence, 106-96. An opening round NIT victory over St. Francis (N.Y.), 71-70, marked the first Miami victory in postseason play.
- From 1962 through 1965, Miami recorded three consecutive 20-win seasons, rolling up a composite record of 65-16. The star of these Hurricane glory teams was a brilliant scorer named Rick Barry.

- In 1964-65, Barry became the Hurricanes' only consensus All-America selection. The 6-7, 200-pound native of Roselle Park, New Jersey led the nation in scoring with a 37.4 average in his senior season. He went on to become the only player in basketball history to win single-season scoring titles in the NCAA, ABA and NBA. He was inducted into the Basketball Hall of Fame in Springfield, Mass., in 1986.
- The 1964-65 Miami squad, led by Barry's scoring brilliance, established a new NCAA scoring record by averaging 98.4 points per game. The 'Canes, however, were not allowed to participate in the NCAA Tournament that year — after posting a 22-4 record — because of recruiting violations.
- Bruce Hale resigned after 1966-67 and assistant Ron Godfrey assumed the head coaching responsibilities.

**RICK BARRY'S** impressive scoring feats still rank supreme in the Miami record book. He was UM's first Consensus All-American in 1965.




## THE 1970S: FIRST ERA ENDS

- Don Curnutt closed out his Miami basketball career in 1970 as the Hurricanes' third player to receive All-America recognition.
- February 27, 1971 — The last victory by a University of Miami men's basketball team for 14 years came in the second-to-last game of the season, a 100-94 triumph against Florida State at home in the Dinner Key Auditorium. The 'Canes shot a season-high 62.5 percent from the floor and all five Miami starters scored in double figures.
- March 1, 1971 — After posting a four-year record of 47-56 at Miami, Ron Godfrey resigned his post as head basketball coach, effective following Miami's final game of the season against nationally-ranked Jacksonville.
- March 2, 1971 — The last game played by a University of Miami men's team until 1985 took place at the Dinner Key Auditorium where one of the largest UM home crowds in years turned out to see the Hurricanes host nationally-ranked Jacksonville. The Dolphins handed Miami a 94-75 loss that remained as UM's last contest for the next 14 years.
- April 22, 1971 — The University of Miami Board of Trustees voted to drop the sport "temporarily until such time as a permanent field house can be constructed on the main campus." Sagging attendance figures and serious financial losses were also believed to contribute to the discontinuation of basketball at UM.

A second-team All-American, **DON CURNUTT** saw his collegiate career come to an end in 1970, while the first era of Miami basketball came to a close just one year later.

**DICK HICKOX** was UM's first All-American in 1960. He led the Hurricanes to a 23-3 record, their first NCAA Tournament and their first final regular-season Associated Press Top 10 ranking.





### 1983: UM COMMITS TO REBUILD

• July 15, 1983 — Sam Jankovich was named athletic director at the University of Miami. Coming to UM after a successful stint as the athletic director at Washington State, Jankovich immediately announced that the resurrection of men's basketball at Miami would be his primary priority in the early months of his tenure, enabling UM to have "one of the nation's most complete and visible overall programs in the country."

• October 12, 1983 — The University of Miami Board of Trustees unanimously voted to reinstate men's basketball at the University of Miami. The Board made the decision after reviewing a report submitted by newly hired Athletic Director Sam Jankovich, which stated that men's basketball can be a revenue-producing venture. Moreover, nearly \$500,000 had already been raised in support of bringing basketball back to the University. It was also announced that the Hurricanes would be ready to compete on the Division I level in the 1985-86 season, and the downtown James L. Knight Center was home for the reborn program.

"This is an exciting day for the University and for the athletic program," UM President Edward T. Foote II said. "And we are keeping in mind the priorities of academics first and athletics second ... we are pleased that the changes in the economics of intercollegiate basketball allow the University to resurrect one of the country's most popular sports. We look forward to welcoming these Hurricanes home again."

### 1984: FOSTER HIRED AS COACH

• March 21, 1984 — Bill Foster, a 47-year-old native of Hemingway, S.C., was named the seventh men's basketball coach at the University of Miami. Foster came to Miami after 19 years as a head coach at Shorter College, Charlotte and Clemson. Foster also announced that Clint Bryant, a long-time assistant at Clemson, would also join the Miami staff.

• April 9, 1984 — Foster announced the hiring of a second assistant coach, Seth Greenberg, who was serving as an assistant coach to Terry Holland at Virginia.

• April 16, 1984 — Tim Harvey, a 6-10, 240-pound center, became the first basketball player to commit to the University of Miami in over 14 years. The Plainfield, N.J., native announced that he would transfer to Miami after spending two seasons in the Georgia Tech program.

• July 1, 1984 — A third assistant coach was hired to complete the basketball staff. Miami native Cesar Odio returned home after serving as an assistant coach at his alma mater, Florida Southern.

• October 11, 1984 — Nearly one full year after the announcement that basketball would return to the University, Athletic Director Sam Jankovich announced that a million dollar-plus practice facility would be constructed on the Coral Gables campus. The new all-purpose structure — located between the Hecht Athletic Center and the Greentree Track would be funded through a gift from the James L. Knight Charitable Trust.

• The first phase of the 1985-86 basketball schedule was also announced on this day, and the line-up included such perennial powers as North Carolina, Georgia, Notre Dame, Marquette and Dayton.

• October 15, 1984 — The first men's basketball practice session in more than 12 years was held on the patio in the center of campus. More than 200 members of the student body participated.



**1985-86 MIAMI HURRICANES** Front (L to R): Manager Kevin Nord, Kevin Presto, Terrell Roberson, Joel Warren, Robert Selby, Darrell Glenn, Brian Heller, Bryan Hughes. Back: Eric Brown, Terance Hare, Mike Noblet, Tim Harvey, Mark Richardson, Robert Schneckenberg, Tim Dawson, Dennis Burns.

### 1985: WITH EVERYTHING IN PLACE, MIAMI TIPS OFF AGAIN

• April 25, 1985 — Foster announced that UM's 1985-86 basketball roster would include nine freshmen, one sophomore and one junior as the spring signing period ends for NCAA basketball.

• August 16, 1985 — Athletic Director Sam Jankovich announced that the 1985-86 basketball schedule had been completed and that network television coverage of the Hurricane program would include two games on CBS (Arizona) and ESPN (Notre Dame).

• Jankovich also announced the completion of a local television schedule (on WBFS-Channel 33) that would bring all nine UM road games back to Miami by way of live local broadcasts. Channel 33 would also carry select home games in the Knight Center.


• WIOD Radio, the radio voice of UM football and baseball, would also carry all Hurricane basketball games with veteran Hurricane announcer Sonny Hirsch at the microphone.

• October 15, 1985 — Basketball practice officially begins at the University of Miami in the Knight Sports Complex.

• November 12, 1985 — The Knight Sports Complex was dedicated at a gala banquet that was held on the basketball courts of the new structure. CBS basketball analyst Billy Packer served as the evening's guest speaker for an event which welcomed more than 500 guests to the on-campus home of Hurricane basketball. The facility served as the practice home to the men's and women's basketball programs, while also housing the men's basketball coaching staff offices. In addition, the Knight Sports Complex enabled the athletic program to more than double the size of the existing strength room, while also providing meeting rooms and lecture rooms for all of Miami's student-athletes.

• November 22, 1985 — The brand new era of Hurricane basketball was ushered in by a young UM squad which defeated The Citadel, 85-77, in front of a sellout crowd of 4,984 at the Knight Center. Dennis Burns (24 points), Kevin Presto (22) and Eric Brown (21) combined to lead the Miami offense, while Bryan Hughes enjoyed the distinction of scoring Miami's first point in 14 years (a free throw with 18:34 remaining in the first half).

• November 30, 1985 — Miami stuns 1985 NCAA Tourney participant Georgia with a thrilling 81-78 victory to capture the first AMI Classic Championship at the James L. Knight Center.



**DENNIS BURNS** thrilled fans on opening night with five dunks en route to 24 points in UM's 85-77 win over The Citadel.



## END OF THE 1980S:

### UM MOVES FORWARD, UPSETS TOP 20 TEAMS

- March 5, 1986 — An 84-62 loss to Marquette in Milwaukee closed the Hurricanes' first season since 1970-71. Miami finished the year with a 14-14 record, giving Bill Foster his 19th non-losing record in 20 years as a collegiate head coach.
- The 1986-87 season — Though still considered "America's Youngest Team," Miami compiled a 15-16 slate — recording upset victories against Marquette, Stanford and Florida State, while losing by only four points to future BIG EAST foe Providence — a team that advanced to the NCAA Final Four.
- The 1987-88 season — Thrilling victories against Providence and Virginia Commonwealth propelled the 'Canes to continued improvement with a 17-14 record. Following the season, center Tito Horford announced his intention to enter the NBA Draft without completing his final two seasons of eligibility. Miami was left with anything but a depleted roster as 10 lettermen, including eight seniors, returned for UM's fourth season.
- April 12, 1988 — Athletic Director Sam Jankovich announces plans to move Hurricane Basketball to the new \$56 million Miami Arena. Also home to the NBA's Miami Heat, the state-of-the-art basketball facility signified a new era in the rise of basketball in South Florida.
- December 10, 1988 — A crowd of 6,654 watch the Hurricanes run neck-and-neck for 40 minutes with ACC powerhouse Duke. Blue Devil Danny Ferry needs a superhuman performance to stop the 'Canes as he connects on 23-of-26 shots en route to 58 points. Ferry later calls Miami "a definite Top 40 team."
- January 12, 1989 — Joel Warren's free throw, his only point of the evening, with two seconds remaining clinches Miami's first victory over a Top 20 team as the 'Canes upset defending national champion and No. 16-ranked Kansas, 87-86, at the Miami Arena.
- March 6, 1989 — The Hurricanes post an 89-82 win against FIU in the first annual Carnival Miami Cup. The win leaves Miami with a 19-12 slate, good enough for the best record in 24 years and 10 seasons at Miami. Eric Brown ends his brilliant Miami career with 2,270 career points, just 28 behind All-American Rick Barry's Hurricane record of 2,298.
- December 6, 1989 — Miami hands an 87-82 loss to eventual NCAA tournament participant Dayton as a Hurricane squad that includes six freshmen and no seniors jumps out with three consecutive wins to start the season.


### 1990: HAMILTON HIRED, UM JOINS THE BIG EAST

- January 18, 1990 — Nearly 5,000 fans turn out to watch one of the most exciting Hurricane games ever as Miami edges Florida State in double overtime, 101-97.
- February 19, 1990 — Miami storms back to post a 62-59 victory against Florida, ending the Gators 11-game win streak against the 'Canes that began during the 1964-65 season.
- March 6, 1990 — The Hurricanes send Head Coach Bill Foster out on a winning note as one of the most successful and respected collegiate coaches in the nation leaves Miami following an 83-55 win against FIU. Foster's six-year rebuilding record at Miami stands at 78-71 (.523), while his overall career mark stood at 431-247 (.636) in 24 seasons.
- April 2, 1990 — UM Athletic Director Sam Jankovich ends a national search for a new coach that spanned an entire season with the hiring of Leonard Hamilton from Oklahoma State. "After meeting with Leonard Hamilton for just five minutes," said Jankovich, "with that smile and that enthusiasm, there was no question who I wanted as coach of the University of Miami."
- October 10, 1990 — On the combined recommendation of President Edward T. Foote and Athletic Director Sam Jankovich, the University's Board of Trustees unanimously votes to accept an invitation to become the 10th member of the BIG EAST Conference. The Hurricane Basketball program will begin BIG EAST play in the 1991-92 season.

## CONSTANTIN

POPA takes the opening tip as Miami officially enters the BIG EAST with a game versus UConn at Gampel Pavilion on January 2, 1992.

- December 28, 1990 — The Hurricanes rebound from back-to-back double overtime defeats to upset No. 28 Mississippi State, 74-67, in the consolation contest of the Eastern Airlines Palm Beach Classic. Joe Wylie is voted to the all-tournament squad after breaking seven tourney records including total points with 60 in the two games.
- January 3, 1991 — Joe Wylie becomes the 17th player in UM basketball history to score 1,000 career points. Wylie would later go on to finish his UM career ranked No. 8 for both scoring and rebounding in the UM record books.
- March 6, 1991 — Leonard Hamilton's inaugural season ends with a 9-19 record. However, there were large doses of success throughout the year as the 'Canes were victorious in six of their final nine contests and finished ranked No. 128 in the USA Today computer rankings — Miami's highest finish since the rebirth of the program (including 1988-89 when the 'Canes produced a 19-12 record).
- April 10, 1991 — Leonard Hamilton's first recruiting class is completed with the signing of Ochiel Swaby of Miami, the nation's leading high school scorer with 47.1 points per game. Along with Hamilton's three signees in the Fall of 1990 — Michael Gardner of Fredericksburg, Va., Pat Lawrence of St. Petersburg and 7'3" Constantin Popa of Bucharest, Romania — the freshman class for the 1991-92 season was ranked in the Top 25.
- January 2, 1992 — Miami tips off in its inaugural BIG EAST contest at UConn's Gampel Pavilion. It is a baptism by fire for the young Hurricanes as the game at UConn is the first of four consecutive conference games in 10 days for Miami.
- January 14, 1992 — In the first home conference game in UM history, the Hurricanes shock the nation with a stunning 45-42 upset of perennial BIG EAST power St. John's. The UM victory would ultimately cost the Redmen the outright conference championship as they completed the regular season in a tie with Georgetown and Seton Hall.
- March 12, 1992 — Miami turns the Big Apple upside down with a convincing 83-71 victory against Pittsburgh in the BIG EAST Tournament at Madison Square Garden. The Panthers had beaten Miami in the two regular-season contests by a total of 52 points, but Jerome Scott (30 points) and Trevor Burton (25 points) led a spirited Miami squad past Pitt and into the second round of the conference showcase. Earning the respect of the league and nation, Miami led Georgetown, 34-33, at the half of their quarterfinal contest before dropping a 77-64 decision to the Hoyas. The 1-1 performance in New York ended the Hurricanes' 1991-92 campaign at 8-24. For his individual performance, Jerome Scott is honored as a member of the BIG EAST All-Tournament Team.
- April 28, 1992 — Head Coach Leonard Hamilton takes another giant step in the development of Miami basketball with the completion of his second recruiting class. Six prep standouts, including Steven Edwards of Miami Senior High School, make up the new Hurricane class which is ranked No. 4 in the nation.





- January 2, 1993 — For the second consecutive season, Miami opens its home BIG EAST schedule with a victory as the Hurricanes upset No. 10 Georgetown, 80-69. The resounding victory marks the highest-ranked team the 'Canes have defeated since the rebirth of the program.
- March 6, 1993 — Miami finishes the regular-season campaign with a thrilling 77-76 win over Villanova at Miami Arena. The victory gives Miami a 7-2 record in home BIG EAST games and an increase of six victories over the Hurricanes' first season in conference play (1-17 to 7-11) to mark the third-largest jump in the win column in BIG EAST history.

## 1995: UM ENJOYS A BANNER YEAR

- January 11, 1995 — Once again, St. John's is the victim as the Hurricanes enjoy a BIG EAST first. Miami stuns the Red Storm, 82-79, in a nationally televised game on ESPN to record its first BIG EAST road victory. Freshman Kevin Norris led the way with a 21-point, eight-rebound performance which earned him BIG EAST Rookie of the Week honors.
- February 4, 1995 — The Hurricanes prove they are one of the most improved teams in the nation with an impressive 67-61 win against 13th-ranked Georgetown in Miami Arena. The victory is Miami's first against a nationally-ranked opponent since an 82-77 win over 25th-ranked St. John's in February of 1993.
- February 11, 1995 — Steven Edwards buries a three-point field goal, the 171st trey of his career, just 39 seconds into the second half against Providence to become UM's all-time leader in three-point field goals made. UM defeats the Friars, 69-63, to earn its first BIG EAST Conference regular-season series sweep and in the process present Coach Leonard Hamilton his 100th career victory.
- February 25, 1995 — UM comes back from five points down in the final minute to force overtime before eventually defeating Boston College, 77-71, at Conte Forum. The victory is UM's first BIG EAST overtime win.
- February 28, 1995 — For the second consecutive game, the Hurricanes overcome a five-point deficit in the final minute of regulation and record an overtime victory. The 76-68 win over Pittsburgh is the Hurricanes' ninth league victory of the season and assures them of their first .500 league season and puts UM over the .500 mark (9-8) for the first time in BIG EAST play. The win also assures Miami of at least a .500 overall season for the first time since the 1988-89 campaign.
- March 4, 1995 — A record UM crowd of 11,263 pours into Miami Arena to watch the Hurricanes take on fourth-ranked Connecticut in the regular-season finale. In the contest, Steven Edwards becomes the 20th player in UM history to top the 1,000-point plateau. Miami, which lost a tough 75-67 decision, finished the season with a 9-9 record in BIG EAST play, establishing a new conference record for single-season improvement. Miami's nine-win conference increase tied Louisiana Tech for the best conference improvement in the nation. Miami made a habit out of winning close games in 1995. The Hurricanes went 9-1 in 1995 in BIG EAST games decided by six points or less or in overtime.
- March 6, 1995 — UM President Edward T. Foote II and Ryder System, Inc. Chairman, President and Chief Executive Officer M. Anthony Burns announce that Ryder System, Inc. has committed approximately \$9 mil-

**STEVEN EDWARDS** was Miami's all-time leader in three-point field goals for 10 years and currently ranks third.

lion to the development of The RYDER Center, an on-campus multipurpose facility which will serve as the future home of UM basketball.

- March 8, 1995 — Head Coach Leonard Hamilton is named BIG EAST Conference Coach of the Year.
- March 15, 1995 — UM makes its first postseason appearance in 31 years with a National Invitation Tournament contest at Penn State. The Nittany Lions need a big second half rally to record a 62-56 victory and eliminate the Hurricanes.
- March 21, 1995 — Leonard Hamilton earns his second coach of the year honor as United Press International tabs Hamilton National Coach of the Year.
- March 27, 1995 — Leonard Hamilton is rewarded for rebuilding the Hurricane program and is given a new four-year contract.
- June 28, 1995 — Constantin Popa becomes the 12th Hurricane to be chosen in the NBA Draft as the Los Angeles Clippers select him in the second round with the 53rd overall pick.

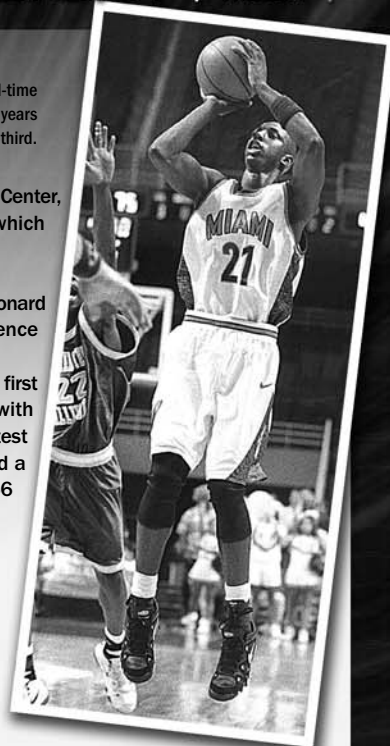
## THE MID 90S: UM MOVES FORWARD

- January 3, 1996 — The Hurricanes opened the New Year in style cruising to a 75-66 victory in Miami Arena against 11th-ranked Syracuse, the eventual NCAA Tournament runner-up. The 'Canes set a school BIG EAST record by connecting on 71.4 percent (20-28) of their field goal attempts in the second half. UM also set a school BIG EAST record for points in a half with 50 second-half points.

## THANK YOU, FOUNDERS!

With deep appreciation, the University honors UM's Basketball Founders whose donations of \$50,000 or more over four years helped provide the resources necessary to reinstate Hurricane Basketball after a 14-year absence. On October 12, 1983, the Board of Trustees unanimously voted to renew the sport at the University of Miami. Hurricane Hoops returned to action on November 12, 1985.

Channel 33 | Nicholas Crane | Robert J. Dickman | Drexel Investments - Harry T. Mangurian, Jr. and Steve Mehallis | David Fiesler (deceased) | Flagler Greyhound Track - Neal Amdur, Fred Havenick and Florence Hecht | Florida Packers - Paul DiMare | Paul Herald (deceased) | Hyatt Regency - Miami | Imperial Industries, Inc. - Eugene C. Ferri, Jr. (deceased) | Jerry's Caterers - Jerry Pendergast | Irving & Ruth Karp | Metropolitan Mortgage - Walter Palk (deceased) | The Miami Herald | Martin N. Schnell | James A. Smith | Sun Bank - Ted Hoepner | Terremark, Inc. - Manuel Medina | Monty Trainer | Universal Brands - Marvin P. Kimmel



**THE FOUNDERS** The University of Miami honored the Founders and their relatives at the Hurricanes game versus Boston College on February 11, 2004.

(L to R): Fred Havenick, Swannee DiMare, Paul DiMare, Eileen Herald, Tom Herald, Irving Karp, Arlene Schnell, Kenny Pitofsky, Jerry Pendergast, Nicole Walsh, Monty Trainer, former Athletic Director Paul Dee, Sebastian the Ibis.

- January 8, 1996 — The Hurricanes' game at Seton Hall was postponed due to the Blizzard of '96. The postponement was the first since the rebirth of the program in 1985. Four BIG EAST games were postponed due to the blizzard. Prior to those four contests only two games in the 17-year history of The BIG EAST had been postponed and all were due to inclement weather.
- February 10, 1996 — Steven Edwards became The BIG EAST Conference all-time leader in three-point field goals made in league play (167) when he connected on a trey with 5:39 left in UM's 62-58 loss to 21st-ranked Boston College. Edwards finished his career with 178 three-point field goals in BIG EAST play.
- February 20, 1996 — Steve Rich turned in one of the greatest individual performances in UM history, scoring a career-high 43 points and grabbing 13 rebounds as the 'Canes rallied from a 12-point second-half deficit to defeat St. John's, 96-91, in double overtime at the Miami Arena. Rich, who had 22 points in the second half, sent the game into overtime with a six-foot jumper with 3.6 seconds left in regulation. Rich also sent the game into double-overtime when he hit a free throw with 36 seconds remaining in the first extra session. He put UM ahead to stay with a pair of free throws with 3:52 remaining in the second overtime.
- March 4, 1996 — Tim James became the second Hurricane in the past two years to earn a spot on The BIG EAST Conference All-Rookie team.
- March 7, 1996 — UM finishes the 1995-96 campaign with a 15-13 record for the second straight season.
- January 11, 1997 — Kevin Norris hits two free throws with .8 seconds remaining to give Miami a 61-59 upset win against ninth-ranked Villanova. The win was the Hurricanes first road win against a ranked opponent.

### 1997-98: MIAMI RETURNS TO NCAA TOURNAMENT

- November 21, 1997 — Miami defeats 17th-ranked Charlotte, 89-72 at Miami Arena, marking the highest ranked non-conference opponent the Hurricanes have defeated since 1989.
- December 22, 1997 — UM improves to 9-0, tying the school record for consecutive victories to open a season, with a 65-57 win at Memphis.
- December 27, 1997 — Kevin Norris recorded a team-high six assists against Georgia Tech to move into first-place on UM's career assist list. Norris passes Kevin Presto, who recorded 412 assists from 1985-89.
- January 6, 1998 — Miami knocks off No. 8 Connecticut, marking the highest-ranked opponent UM has defeated in Miami Arena.
- February 4, 1998 — Kevin Norris records one steal against Providence to move into first place on Miami's career steals list. Norris surpassed Jerome Scott, who recorded 187 steals from 1988-92.
- February 28, 1998 — Miami ends the regular season 18-8 following a 70-66 win over 19th-ranked West Virginia at Miami Arena.
- March 3, 1998 — Tim James is named to the All-BIG EAST First Team, becoming the first Hurricane to be named first-team all-conference.
- March 8, 1998 — Miami receives its first NCAA Tournament bid since 1960. The Hurricanes, seeded 11th in the South Region, will face sixth-seeded UCLA at the Georgia Dome in Atlanta.
- March 13, 1998 — No. 19 UCLA defeats Miami, 65-62, in the opening round of the NCAA Tournament. Miami sophomore Johnny Hemsley came off the bench to record a double-double of 13 points and 11 rebounds and was named Chevrolet Player of the Game. The game was aired nationally on CBS and was Miami's first national appearance on network television since 1988.


### 1998-99: MIAMI'S BREAKTHROUGH SEASON

- December 27, 1998 — Miami defeats Ohio State, 72-64, at the HIP Orange Bowl Basketball Classic. Ohio State goes on to reach 1999 NCAA Final Four.
- January 6, 1999 — Miami defeats No. 10 St. John's, 84-79, at Miami Arena marking the fifth consecutive season the Hurricanes have defeated a ranked opponent at Miami Arena.

- January 18, 1999 — Miami debuts at No. 25 in the Associated Press Top 25 College Basketball poll. The ranking marks the first for Miami by the Associated Press since 1960.
- January 20, 1999 — Miami plays No. 1 Connecticut in front of a school record crowd of 15,147 at Miami Arena. In one of the season's most dramatic games, John Salmons' three-point attempt rolled in-and-out at the buzzer as UConn held on for a 70-68 overtime win.
- February 3, 1999 — Miami defeats No. 9 St. John's, 73-70, at Madison Square Garden.
- February 8, 1999 — Miami knocks off No. 18 Syracuse, 76-63, marking the Hurricanes first win ever in the Carrier Dome.
- February 20, 1999 — Miami defeats No. 2 Connecticut, 73-71, snapping the Huskies 16-game win streak at Gampel Pavilion. With the win, Miami becomes the first team in BIG EAST history to defeat Georgetown, St. John's, Syracuse and Connecticut on the road in the same season.
- February 23, 1999 — Miami defeats Pittsburgh, 85-52, at Miami Arena, improving UM's record to 20-5 on the season. The 20-win season is the first for Miami since 1964-65.
- March 1, 1999 — Miami moves up to ninth in the AP poll, marking the Hurricanes' first top-10 ranking since March 1, 1960.
- March 1, 1999 — Tim James and Johnny Hemsley are both named to the All-BIG EAST First Team.
- March 2, 1999 — Tim James is named BIG EAST Co-Player of the Year with Connecticut's Richard Hamilton, Johnny Hemsley is named the BIG EAST Most Improved Player and Leonard Hamilton is named the BIG EAST Coach of the Year for the second time of his career.
- March 5, 1999 — Vernon Jennings hands out eight assists against St. John's and passes Michael Gardner into first place on UM's single season assist list.
- March 7, 1999 — Miami receives its second consecutive NCAA Tournament bid and is seeded No. 2 in the East Region — the highest seed in school history.
- March 8, 1999 — Tim James is named to the All-America Third Team by the Associated Press becoming the fourth Hurricane in school history and first player since the rebirth of the program to earn All-America honors.
- March 12, 1999 — Miami defeats Lafayette College, 75-54, in its opening round game at the FleetCenter in Boston, Mass. The win marks the first NCAA Tournament victory in school history and ties the school record for wins in a season (23). Junior forward Johnny Hemsley sets a school record and tied the East Regional record connecting on nine three-pointers.

All-American **TIM JAMES**  
earned 1998-99 BIG EAST  
co-Player of the Year honors.





Miami advanced to the **SWEET SIXTEEN** for the first time in 2000.

- March 14, 1999 — Miami's NCAA Tournament run ends with a 73-63 loss to Purdue.
- March 16, 1999 — Tim James is named to the All-America Third Team by the National Association of Basketball Coaches.
- June 30, 1999 — Tim James is selected by the Miami Heat with the 25th pick of the first round in the 1999 NBA Draft in Washington, DC. James is the first Hurricane to be

drafted since 1995 and the first Hurricane to be selected in the first round since 1965.

### 1999-2000: HURRICANES BECOME BEAST OF THE BIG EAST

- November 8, 1999 — Hurricanes debut at No. 25 in the preseason Associated Press poll marking the first preseason AP ranking in UM history.
- November 30, 1999 — Johnny Hemsley scores 19 points against Bethune-Cookman to become the 22nd player in UM history to record 1,000 career points.
- January 22, 2000 — Mario Bland scores 24 points against Boston College to become the 23rd player in UM history to record 1,000-career points.
- February 19, 2000 — UM defeats No. 18 Connecticut, 63-57, becoming the first school in BIG EAST history to win consecutive games at Gampel Pavilion in Storrs, Conn.
- February 29, 2000 — Vernon Jennings hands out 10 assists against Pittsburgh to break his own UM single-season assists record. Jennings would end the season with 218 assists.
- March 5, 2000 — Miami defeats No. 18 St. John's, 74-70, in overtime to capture the BIG EAST regular-season championship. The win also marks UM's second-straight 20-win season.
- March 6, 2000 — Miami returns to the Associated Press poll with a No. 23 national ranking.
- March 7, 2000 — Johnny Hemsley is named to the All-BIG EAST Second Team while Mario Bland earns third-team honors.
- March 10, 2000 — Vernon Jennings hands out eight assists against St. John's to move into first place on UM's career assists list. Jennings would end his career with 520 assists.

- March 12, 2000 — UM receives its third consecutive NCAA Tournament bid and is the No. 6 seed in the South Region.
- March 13, 2000 — UM returns to the USA Today/ESPN poll with a No. 25 ranking.


**JOHN SALMONS** celebrates after Miami defeats St. John's, 74-70 in overtime, to win the 1999-2000 BIG EAST regular-season championship.



- March 19, 2000 — Miami defeats No. 18 Ohio State, 75-62, in the second round of the NCAA Tournament to advance to the Sweet 16 for the first time in school history. The win is UM's 23rd of the season, tying the school record for wins in a season.
- March 24, 2000 — Tulsa defeats Miami, 80-71, in the South Regional semifinal to end the Hurricanes' season. Miami finished with a 23-11 record.
- April 4, 2000 — Miami ends the season ranked 23rd by the Associated Press and No. 20 in the USA Today/ESPN poll.
- June 15, 2000 — Leonard Hamilton steps down as head coach to accept the head coaching job with the NBA's Washington Wizards.
- July 6, 2000 — After a nationwide search, Athletic Director Paul Dee names Perry Clark, formerly of Tulane, as the ninth head basketball coach at the University of Miami.

### THE PERRY CLARK ERA BEGINS

- November 18, 2000 — UM defeats Florida Atlantic, 76-59, marking head coach Perry Clark's first win at Miami. Darius Rice scores 26 points, establishing a UM freshman record for most points scored in a season opener.
- December 9, 2000 — Darius Rice scores a UM freshman record 35 points in the Hurricanes' 83-72 win over UCF.
- January 10, 2001 — Darius Rice establishes a UM freshman record with seven three-point baskets in an 85-74 loss at Virginia Tech. Rice scores 31 points becoming the first freshman in UM history to record two 30-point games in a season.
- January 20, 2001 — Miami defeats 15th-ranked Connecticut, 77-74, marking the seventh-straight season in which the Hurricanes have defeated a ranked opponent at Miami Arena.
- January 22, 2001 — Freshman Marcus Barnes is named BIG EAST Rookie of the Week after averaging 22 points in UM wins over Providence and Connecticut. Barnes becomes the first Hurricane since Tim James in 1996 to earn Rookie of the Week honors.
- February 13, 2001 — Miami defeats its third-straight ranked opponent with a 68-57 win versus No. 10 Syracuse at the Carrier Dome.
- February 19, 2001 — Darius Rice earns BIG EAST Rookie of the Week honors after averaging 21 points per game in wins against Syracuse and Villanova.
- February 28, 2001 — The Hurricanes defeat West Virginia, 73-66, at Miami Arena to clinch their seventh consecutive winning season. The win also marks head coach Perry Clark's 200th career victory.
- March 4, 2001 — John Salmons is named the BIG EAST Player of the Week after averaging 26.5 points and 10.0 rebounds in UM wins against West Virginia and Villanova.
- March 6, 2001 — John Salmons is named to the All-BIG EAST Third Team and Darius Rice is named to the BIG EAST All-Rookie Team by a vote of the league's coaches.
- March 11, 2001 — Miami receives a bid to the National Invitation Tournament. The postseason berth is the fifth straight for Miami and sixth in the last seven seasons.
- March 14, 2001 — The Hurricanes' season ends with a heartbreaking 60-58 loss at Auburn in the opening round of the NIT.



**VERNON JENNINGS** dished out eight assists versus St. John's on March 10, 2000, to become Miami's all-time leader in career assists.



## 2001-02: MIAMI ENJOYS RECORD BREAKING SEASON


- November 20, 2001 — Miami defeats Clemson, 67-65, in the championship game of the Virgin Islands Paradise Jam. The tournament championship is the Hurricanes' first since the 1988 Eastern Airlines Palm Beach Classic. Senior John Salmons is named the tournament's MVP, while sophomore Darius Rice was named to the all-tournament team.
- December 3, 2001 — Junior James Jones ties the UM single-game record with eight blocked shots in a 77-59 win over FIU.
- December 15, 2001 — Miami defeats No. 21 Indiana, 58-53, in the Orange Bowl Basketball Classic. James Jones is named the game's MVP after recording 13 points, 13 rebounds and five blocks. Indiana would go on to reach the NCAA Tournament championship game.
- December 18, 2001 — Miami improves to 10-0 on the season, setting a school-record for consecutive wins to open a season following a 90-62 win against Florida A&M.
- December 22, 2001 — John Salmons scores 15 points in Miami's, 64-56, win over Charlotte to become the 24th player in UM history to surpass 1,000 career points.
- December 23, 2001 — John Salmons is named BIG EAST co-Player of the Week with St. John's Marcus Hatten after averaging 10.5 points, 8.0 rebounds, 10.0 assists, 3.5 steals and 3.0 blocks in wins against Florida A&M and Charlotte.
- December 24, 2001 — Miami debuts at No. 24 in the Associated Press poll and at No. 23 in the ESPN/USA Today Coaches poll.
- December 30, 2001 — Miami defeats St. Francis (Pa.), 71-48, concluding its non-conference season 13-0. The perfect non-conference record is the first in school-history.
- December 31, 2001 — John Salmons is named BIG EAST Player of the Week for the second-straight week after averaging 20.0 points, 4.0 rebounds, 4.5 assists and 2.0 steals in wins versus LSU and St. Francis (Pa.). Salmons joins former UM great Tim James as the only Hurricanes to win the award in back-to-back weeks.
- January 2, 2002 — Miami defeats No. 24 Georgetown, 79-71, tying the school-record for consecutive victories (14-0).
- January 19, 2002 — The Hurricanes rally from a 13-point second-half deficit to defeat Providence, 102-96, in overtime. The 13-point second-half comeback tied the UM BIG EAST record.
- January 28, 2002 — Darius Rice is named BIG EAST Player of the Week after recording 30 points and 10 rebounds in the Hurricanes win against Villanova.
- February 2, 2002 — Miami defeats No. 17 Connecticut, 68-66, marking the eighth-straight season the Hurricanes have defeated a ranked team at home.
- February 4, 2002 — The Hurricanes reach a season-high national ranking of 12th by the Associated Press and 11th in the ESPN/USA Today poll.
- February 21, 2002 — James Jones is named to the Verizon All-Academic District III Basketball team.
- February 26, 2002 — Darius Rice scores 30 points to lead Miami to an 81-65 win at Providence. The win is the 22nd of the season marking the most regular-season wins for the Hurricanes since joining the BIG EAST in 1991.
- February 28, 2002 — Darius Rice (first team) and John Salmons (second team) are National Association of Basketball Coaches All-District 6 selections.
- March 2, 2002 — Miami defeats Virginia Tech, 83-77, on Senior Day at Miami Arena. The Hurricanes tie the school single-season record for victories with their 23rd of the season.
- March 4, 2002 — John Salmons and Darius Rice are named to the All-BIG EAST Second Team while James Jones earns third team honors.
- March 5, 2002 — John Salmons receives the first BIG EAST Sportsmanship Award.
- March 7, 2002 — The Hurricanes establish a new school-record for wins in a season (24) with an 84-76 overtime win over Georgetown in the quarterfinals of the BIG EAST Tournament.
- March 9, 2002 — Sophomore Marcus Barnes is named to the BIG EAST Championship All-Tournament Team after averaging 23.5 points in two tournament games.

- March 10, 2002 — Miami receives a bid to the NCAA Tournament. Miami is seeded 5th and will face 12th-seeded Missouri in Albuquerque, N.M.
- March 14, 2002 — Miami's season ends with a 93-80 loss to Missouri in the NCAA Tournament. The Hurricanes end the season with a 24-8 record marking the most wins in school history. The Hurricanes also set season records in three-point field goals (236), three-point field goal attempts (684) and blocked shots (190).

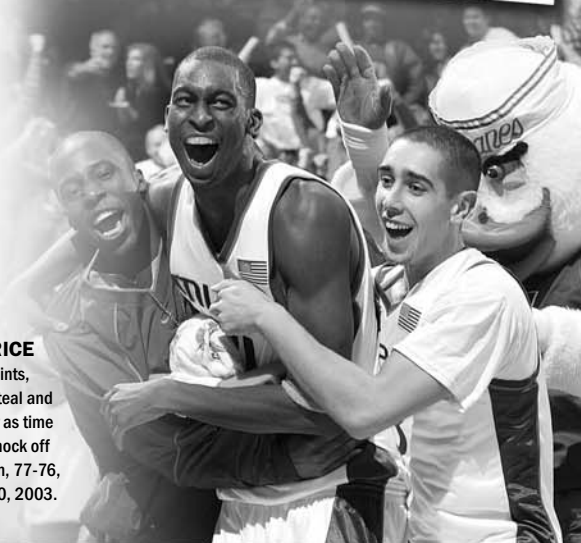
## 2002-03

- December 18, 2002 — James Jones scores 26 points against Arkansas-Pine Bluff to become the 25th player in UM history to surpass 1,000 career points.
- December 21, 2002 — Darius Rice scores 32 points against No. 13 Florida in the Wachovia Orange Bowl Basketball Classic to become the 26th player in UM history to surpass 1,000 career points.
- January 4, 2003 — Miami christens the \$48 million Convocation Center with a thrilling, 64-61, overtime win against North Carolina.
- January 20, 2003 — Darius Rice scores a career-high 43 points, including a steal and three-point basket as time expires to knock off 11th-ranked Connecticut, 77-76, at the Convocation Center. The win marks the ninth consecutive season in which the Hurricanes have defeated a ranked opponent. The 43 points scored by Rice ties him for third on the all-time BIG EAST single-game scoring list.
- February 20, 2003 — James Jones is named Verizon Academic All-District II for the second-straight season.
- February 28, 2003 — Darius Rice is named to the All-District 6 First Team. Rice becomes the first Miami player since Tim James (1998, 1999) to earn first team all-district honors in consecutive seasons.
- March 6, 2003 — James Jones is named to the Second Team Verizon Academic All-America.

**JOHN SALMONS**  
was the recipient of the  
2001-02 BIG EAST Sportsmanship Award.



**DARIUS RICE**  
scored 43 points,  
including a steal and  
three-pointer as time  
expired, to knock off  
No. 11 UConn, 77-76,  
on January 20, 2003.



The Hurricanes opened the then-named **CONVOCATION CENTER** on January 4, 2003, with a 64-61 overtime victory versus North Carolina.

- March 10, 2003 — Darius Rice is named third-team All-BIG EAST by a vote of the league's coaches.
- June 26, 2003 — James Jones is selected in the second round of the NBA Draft by the Indiana Pacers.

## 2003-04: THE BIG EAST ERA ENDS, MIAMI JOINS THE ACC

- December 7, 2003 — Guillermo Diaz is named BIG EAST Rookie of the Week after averaging 17.0 points, 1.5 rebounds and 3.5 steals per game in victories against Stetson and FIU.
- December 29, 2003 — Rob Hite is named BIG EAST Player of the Week after averaging 22.5 points, 6.0 rebounds and 2.0 steals per game in wins against North Carolina A&T and Florida Atlantic.
- January 17, 2004 — Rob Hite ties a UM single-game record for three-point field goal percentage going 5-5 from behind the arc against Virginia Tech.
- February 4, 2004 — Rob Hite ties a modern day Miami single-game record for free throw percentage connecting on 10-10 free throw attempts against Rutgers.
- February 7, 2004 — Darius Rice starts his 109th game as a Hurricane, setting a new UM record. Rice would end his career with 113 career starts at Miami.
- February 11, 2004 — Miami falls 74-72 in overtime to Boston College marking the fourth overtime loss of the season, setting a BIG EAST single-season record.
- February 19, 2004 — Darius Rice is named First Team All-District 6 by the NABC for the third-straight season. Rice is the first Hurricane to be named First Team All-District three times.
- March 6, 2004 — Darius Rice scored 16 points against West Virginia in his final game as a Hurricane to finish with 1,865 points, fourth most in UM history. Miami ends the season with a 14-16 record.
- March 8, 2004 — Darius Rice is named Second Team All-BIG EAST and Guillermo Diaz is named to the BIG EAST All-Rookie Team.
- March 26, 2004 — Perry Clark is dismissed from his head coaching duties at the University of Miami.

**GUILLERMO DIAZ** was a two-time All-ACC Second Team selection.

- April 12, 2004 — Frank Haith is named the University of Miami's 11th head men's basketball coach.
- July 1, 2004 — The University of Miami officially becomes a member of the Atlantic Coast Conference.



**FRANK HAITH** took over the head coaching duties at the University of Miami on April 12, 2004.

## 2004-05: THE ACC/FRANK HAITH ERA BEGINS

- November 20, 2004 — Miami defeats Wofford, 67-64, giving Frank Haith his first victory.
- November 29, 2004 — Anthony King records the first triple-double in UM history with 11 points, 10 rebounds and an ACC-record 13 blocked shots against Florida Atlantic.
- December 4, 2004 — The Hurricanes knock off 19th-ranked Florida, 72-65, in Gainesville marking Miami's first win at Florida since January 10, 1963.
- December 13, 2004 — Rob Hite is named ACC Player of the Week becoming the first Hurricane to win the award.
- January 6, 2005 — Miami plays its first ACC game, falling 80-69 at Georgia Tech.
- January 9, 2005 — Miami records its first ACC win defeating NC State, 67-66, in front of a sellout crowd at the Convocation Center.
- January 12, 2005 — Guillermo Diaz is named ACC Player of the Week.
- January 12, 2005 — The Hurricanes record their first ACC road win with a 91-80 victory at Virginia.
- February 2, 2005 — Rob Hite scores 17 points against Virginia Tech to become the 27th player in UM history to record 1,000 career points.
- March 7, 2005 — Guillermo Diaz is named Second Team All-ACC, Robert Hite is named Honorable Mention All-ACC and Anthony King is named to the ACC All-Defensive Team.
- March 10, 2005 — Miami falls to Virginia, 66-65, in its first ACC Tournament game.
- March 13, 2005 — The Hurricanes receive a bid to the National Invitation Tournament.
- March 14, 2005 — Guillermo Diaz is named First Team NABC All-District 6 and Frank Haith is named NABC District 6 Coach of the Year. Haith is the first UM coach to earn District Coach of the Year honors.
- March 15, 2005 — Miami's inaugural season in the ACC ends with a 69-67 loss at South Carolina in the opening round of the NIT. South Carolina goes on to win the NIT title. Anthony King records three blocked shots against the Gamecocks, setting a UM single-season record (86).

## BANKUNITED CENTER



### 2005-06

- November 16, 2005 — The University of Miami and BankUnited enter into a 10-year agreement which renames the Convocation Center the BankUnited Center.
- January 14, 2006 — Miami knocks off No. 20 North Carolina, 81-70, in Chapel Hill marking the Hurricanes' first win at the Dean Smith Center.
- February 23, 2006 — Guillermo Diaz and Rob Hite are both named First Team All-District 6 by the NABC marking the first time the Hurricanes have had two players on the first team in the same season.
- March 6, 2006 — Guillermo Diaz is named Second Team All-ACC while Rob Hite earns third team honors by a vote of the league's coaches.
- March 7, 2006 — Guillermo Diaz is named to the All-District IV First Team by the USBWA.
- March 9, 2006 — The Hurricanes win their first ACC Tournament game, overcoming a 12-point deficit over the final 12 minutes to defeat Clemson, 66-63, in Greensboro, N.C.
- March 15, 2006 — Miami defeats Oklahoma State, 62-59, in the opening round of the NIT at the BankUnited Center. It marks the first postseason game hosted by the Hurricanes.
- March 20, 2006 — UM records a 53-52 win at Creighton in the second round of the NIT marking Miami's first NIT road win.
- March 22, 2006 — The Hurricanes' season ends with a 71-65 defeat at Michigan in the NIT quarterfinals.
- June 28, 2006 — Guillermo Diaz is selected in the second round of the NBA Draft by the Los Angeles Clippers with the 52nd overall pick.

### 2006-07

- December 3, 2006 — In the 2006-07 ACC opener, the Hurricanes knock off 21st-ranked Georgia Tech, 90-82, at the BankUnited Center.
- December 4, 2006 — Sophomore Jack McClinton earns ACC Player of the Week honors, averaging 26.0 points, 2.0 assists and 1.5 rebounds in two games against Northwestern and Georgia Tech.
- January 10, 2007 — Miami downs No. 25 Maryland, 63-58, in College Park in front of a crowd of 17,950 Terrapin fans to improve to 2-0 versus ranked teams.
- January 22, 2007 — Freshman Dwayne Collins becomes the first UM player to earn ACC Rookie of the Week honors after averaging 18.0 points and 8.5 rebounds against Boston College and Florida State.
- March 5, 2007 — Jack McClinton, who concluded the 2006-07 regular season ranked first in the ACC in three point percentage (.438), three-pointers made per game (2.93) and free throw percentage (.896), earns Third Team All-ACC honors.
- March 8, 2007 — The Hurricanes upset fourth-seeded and 17th-ranked Maryland 67-62 in the first round of the 2007 ACC Tournament.

**ANTHONY KING** set a UM single-season record with 86 blocked shots in 2004-05.

### 2007-08

- November 18, 2007 — Miami uses a 64-58 win over Providence to improve to 4-0 and claim the inaugural O'Reilly Auto Parts Puerto Rico Tip-Off Championship title. Junior Jack McClinton is named to the all-tournament team and ESPN's Andy Katz tabs Miami the "Team of the Week".
- December 13, 2007 — UM improves to 9-0 as Jack McClinton scores 29 points, including five three-pointers, to defeat Mississippi State, 64-58, snapping MSU's 23-straight December home win streak. With the Hurricanes trailing 56-51, the Baltimore, Md., junior knocked down three three-pointers and converted a pair of free throws in the final 3:22 to lead Miami to the comeback victory. For the game, McClinton hit 11-of-22 from the floor, 5-of-10 from three-point range and 2-of-2 from the line.
- December 17, 2007 — After nine-straight wins, including five away from the BankUnited Center, Miami jumps into the top 25 in a pair of national polls — ranked No. 22 in both the USA Today/ESPN Top 25 Coaches Poll and in the AP Top 25. It is the program's first ranking since a No. 21 showing in both polls during the week of Mar. 10, 2002. UM also tops three RPI polls with the nation's 18th-toughest schedule to date. Also, Jack McClinton earns ACC Player of the Week honors after his game-winning performance at Mississippi State.
- December 23, 2007 — Miami improves to 12-0 with a 95-64 win over North Carolina A&T. It marks the best start under fourth-year head coach Frank Haith and the program's second-best start ever.



**ROB HITE** earned Third Team All-ACC honors in 2005-06.





In 2007-08, **JACK MCCLINTON** became the first Hurricane to earn First Team All-ACC honors. He scored a career-high 38 points in UM's NCAA Tournament win over St. Mary's.

- December 24, 2007 — Miami reaches a season-high No. 19 ranking in both the AP Top 25 and the USA Today/ESPN Top 25 Coaches Poll. It is the highest ranking since earning a No. 16 ranking by the ESPN/USA Today Poll on March 3, 2002, and No. 17 ranking by the Associated Press on Feb. 18, 2002, and is also the highest ranking for a Miami squad this early in the season.

- January 12, 2008 — Miami improves to 4-0 in ACC home openers, knocking off Georgia Tech, 78-68, at the BankUnited Center.

- February 20, 2008 — Sophomore Dwayne Collins scored a career-high 26 points (12-14 FGs, 2-3 FTs) to lead Miami to a 96-95 win over No. 4/5 Duke at the BankUnited Center — UM's first win over the Blue Devils in 45 years. The Hurricanes led by as many as 20 points in the second half and made six of eight free throws in the final 41 seconds to preserve the upset.

- February 25, 2008 — Dwayne Collins is named National Player of the Week by ESPN.com and Rivals.com after averaging 19.0 points and 16.5 rebounds per game, while shooting 72 percent from the field in wins over Duke and Maryland.

- March 1, 2008 — With a 95-93 win over Virginia, the Hurricanes earn their 20th win of the season for the 10th time in program history. Jack McClinton scored 34 points in the win, including a career-high seven three-pointers — tying the UM mark for the third-most three-pointers in a game.

- March 5, 2008 — With a 74-61 win over Boston College, the Hurricanes snap a 13-game skid versus the Eagles and set a new BankUnited Center record for home wins at 14-2. It also marks a program-best eighth win in the ACC.

- March 8, 2008 — Jack McClinton scores 22 points at Florida State to become the 29th Hurricane to score 1,000 points and just the fourth to do it in his first two seasons.

- March 10, 2008 — Jack McClinton, who finished the 2007-08 regular season ranked first in the ACC in three point percentage (.442), three-pointers per game (3.0) and free throw percentage (.900), becomes the first Hurricane named to the All-ACC First Team. He is also the only first-team pick to also earn All-ACC Academic Team honors.

- March 16, 2008 — Miami is seeded seventh in the NCAA Tournament and will face 10th-seeded St. Mary's in Little Rock, Ark.

- March 21, 2008 — Jack McClinton scores a career-high 38 points, including 32 in the second half, to lead Miami past St. Mary's, 78-64, in NCAA first round play. Miami's 23rd win of the season ties for second-most wins in program history. McClinton's 38 points is the second-highest scoring total in the 2008 tournament.

- March 13, 2008 — Miami's season comes to a close with a 75-72 loss to second-seeded and seventh-ranked Texas in the NCAA's second round.

## 2008-09

- Preseason — Miami opens the season ranked among the nation's top 25 in both preseason polls for just the second time in program history. The Hurricanes were No. 16 in the preseason USA Today/ESPN Top 25 Coaches' Poll — tying the highest preseason ranking in program history — and No. 17 in the preseason Associated Press Poll — marking the team's highest preseason

ranking in the AP Poll. At the league's annual Operation Basketball, the Hurricanes were picked to finish fourth in the ACC and Jack McClinton was selected to the Preseason All-ACC Team. He was also named to the Preseason Wooden List and was a candidate for both the Lowe's Senior CLASS Award and the Bob Cousy Award.

- Dec. 6, 2008 — Miami defeats Kentucky, 73-67, at Rupp Arena in front of 24,109 Wildcat faithful to mark the Hurricanes' first win at Rupp Arena. UM's 20-point halftime lead (46-26) is the largest by an opponent at Rupp since 1980. Miami added a 70-56 win over St. John's at Madison Square Garden on Dec. 27 to extend the list of notable venues in which Frank Haith's Hurricanes have won.

- Jan. 10, 2009 — With their 77-71 win over No. 17/24 Boston College, the Hurricanes win their fourth straight off their home court and snap a 10-year drought in Chestnut Hill.

- Feb. 4, 2009 — Miami wins its second game of the season over a ranked opponent, routing No. 6/7 Wake Forest, 79-52, for the program's largest margin of victory (27 points) over a ranked opponent and its largest margin of victory in ACC play. Jack McClinton scores 32 points — including a season-high six three-pointers — to move into UM's top 10 in career scoring.

- Feb. 9, 2009 — Jack McClinton is named ACC Player of the Week after averaging 33.0 points, 3.0 rebounds and 1.5 steals in a pair of games versus top-10 opponents in Wake Forest and at Duke. He adds 35 points in UM's next game versus No. 3/3 North Carolina, becoming the first Hurricane to have three-straight 30-point games since Eric Brown 21 seasons ago. Just two weeks later he is named to the Naismith Mid-Season List.

- March 3, 2009 — Jack McClinton earns National Association of Basketball Coaches (NABC) First Team All-District honors.

- March 9, 2009 — For the second-straight season, Jack McClinton is named to the All-ACC First Team. In addition, he is the only All-ACC honoree — on any team — to also earn All-ACC Academic Men's Basketball Team recognition. The Baltimore-native closes his career as the ACC's all-time leader in three-point field goal percentage (.440) and ranks second in career free throw percentage (.900).

- March 18, 2009 — Jack McClinton hit a career-high tying seven 3-pointers and scored 25 points to lead Miami to a 78-66 victory over Providence in the first round of the NIT, breaking his own school record for 3-pointers in a season. (He closed the season with 101 and his career with a UM-record 286 treys). With his fourth postseason win, Frank Haith has more postseason wins than any other coach in Miami men's basketball history.

- March 20, 2009 — Miami closes its season with a 74-60 loss at Florida in the second round of the NIT.

- March 2009 — The Hurricanes' new on-campus practice facility opens.

- April 2, 2009 — Jack McClinton wins the men's three-point championship at the 21st Annual College Slam Dunk and Three Point Championships in Detroit heading into the NCAA Final Four.

- June 24, 2009 — UM's 2009 men's basketball signing class is nationally ranked No. 19 by Scout and No. 24 by ESPN, marking head coach Frank Haith's second Top 25 recruiting class in five years at the helm.

- June 26, 2009 — Jack McClinton is selected by the San Antonio Spurs with the 51st pick in the second round of the 2009 NBA Draft.

## POSTSEASON RESULTS

### NCAA TOURNAMENT RESULTS (4-6)

#### 1959-60 (MIDEAST REGION)

3/8/60 vs. Western Kentucky L 107-84 Lexington, Ky.

#### 1997-98 (NO. 11 SEED — SOUTH REGION)

3/13/98 vs. No. 6 UCLA L 65-62 Atlanta, Ga.

#### 1998-99 (NO. 2 SEED — EAST REGION)

3/12/99 vs. No. 15 Lafayette W 75-54 Boston, Mass.

3/14/99 vs. No. 10 Purdue L 73-63 Boston, Mass.

#### 1999-2000 (NO. 6 SEED — SOUTH REGION)

3/17/00 vs. No. 11 Arkansas W 75-71 Nashville, Tenn.

3/19/00 vs. No. 3 Ohio State W 75-62 Nashville, Tenn.

3/24/00 vs. No. 7 Tulsa L 80-71 Austin, Texas

#### 2001-02 (NO. 5 SEED — WEST REGION)

3/14/02 vs. No. 12 Missouri L 93-80 Albuquerque, N.M.

#### 2007-08 (NO. 7 SEED — SOUTH REGION)

3/21/08 vs. No. 10 St. Mary's W 78-64 Little Rock, Ark.

3/23/08 vs. No. 2 Texas L 75-72 Little Rock, Ark.

No seedings in 1959-60

### NIT RESULTS (4-9)

#### 1960-61

3/16/61 vs. St. Louis L 58-56 New York, N.Y.

#### 1962-63

3/16/63 vs. St. Francis (N.Y.) W 71-70 New York, N.Y.

3/19/63 vs. Providence L 106-96 New York, N.Y.

#### 1963-64

3/12/64 vs. St. Joseph's (Pa.) L 86-76 New York, N.Y.

#### 1994-95

3/15/95 at Penn State L 62-56 University Park, Pa.

#### 1996-97

3/13/97 at Michigan L 76-63 Ann Arbor, Mich.

#### 2000-01

3/14/01 at Auburn L 60-58 Auburn, Ala.

#### 2004-05

3/15/05 at South Carolina L 69-67 Columbia, S.C.

#### 2005-06

3/15/06 Oklahoma State W 62-59 Coral Gables, Fla.

3/20/06 at Creighton W 53-52 Omaha, Neb.

3/22/06 at Michigan L 71-65 Ann Arbor, Mich.

#### 2008-09

3/18/09 at Providence W 78-66 Providence, R.I.

3/20/09 at Florida L 74-60 Gainesville, Fla.



### NCAA TOURNAMENT

|                           |     |
|---------------------------|-----|
| NCAA Appearances          | 6   |
| Overall Record            | 4-6 |
| Sweet Sixteen Appearances | 1   |

|           |               |
|-----------|---------------|
| 1959-60   | First Round   |
| 1997-98   | First Round   |
| 1998-99   | Second Round  |
| 1999-2000 | Sweet Sixteen |
| 2001-02   | First Round   |
| 2007-08   | Second Round  |



### NIT


|                 |     |
|-----------------|-----|
| NIT Appearances | 9   |
| Overall Record  | 4-9 |

|         |               |
|---------|---------------|
| 1960-61 | First Round   |
| 1962-63 | Second Round  |
| 1963-64 | First Round   |
| 1994-95 | First Round   |
| 1996-97 | First Round   |
| 2000-01 | First Round   |
| 2004-05 | First Round   |
| 2005-06 | Quarterfinals |
| 2008-09 | Second Round  |

ANTHONY KING



DWAYNE COLLINS



# ACC TOURNAMENT HISTORY

## ACC TOURNAMENT RECORD: 3-5

### 2004-05: MCI CENTER (WASHINGTON, D.C.)

First Round: No. 11 Virginia def. No. 6 Miami, 66-65

### 2005-06: GREENSBORO COLISEUM (GREENSBORO, N.C.)

First Round: No. 8 Miami def. No. 9 Clemson, 66-63

Quarterfinals: No. 1 Duke def. No. 8 Miami, 80-76

### 2006-07: ST. PETE TIMES FORUM (TAMPA, FLA.)

First Round: No. 12 Miami def. No. 5 Maryland, 67-62

Quarterfinals: No. 4 Boston College def. No. 12 Miami, 74-71 (OT)

### 2007-08: CHARLOTTE BOBCATS ARENA (CHARLOTTE, N.C.)

First Round: No. 5 Miami def. No. 12 NC State, 63-50

Quarterfinals: No. 4 Virginia Tech def. No. 5 Miami, 63-49

### 2008-09: GEORGIA DOME (ATLANTA, GA.)

First Round: No. 8 Virginia Tech def. No. 9 Miami, 65-47

## ACC TOURNAMENT RECORD BY OPPONENT


| Opponent       | W | L |
|----------------|---|---|
| Boston College | 0 | 1 |
| Clemson        | 1 | 0 |
| Duke           | 0 | 1 |
| Maryland       | 1 | 0 |
| NC State       | 1 | 0 |
| Virginia       | 0 | 1 |
| Virginia Tech  | 0 | 2 |

## ACC TOURNAMENT RECORD BY SEED

| Seed   | W | L |
|--------|---|---|
| No. 5  | 1 | 1 |
| No. 6  | 0 | 1 |
| No. 8  | 1 | 1 |
| No. 9  | 0 | 1 |
| No. 12 | 1 | 1 |



**JACK McCLINTON**  
grabbed a UM ACC  
Tournament-best  
five steals versus  
NC State in 2008.



**JAMES DEWS**  
converted a UM  
ACC Tournament-best  
8-8 free throws versus  
NC State in 2008.

## MIAMI ACC TOURNAMENT RECORDS

### POINTS

|                                     |    |
|-------------------------------------|----|
| Guillermo Diaz vs. Clemson (3/9/06) | 22 |
|-------------------------------------|----|

### REBOUNDS

|                                     |    |
|-------------------------------------|----|
| Anthony King vs. Virginia (3/10/05) | 14 |
|-------------------------------------|----|

### ASSISTS

|  |   |
|--|---|
| Lance Hurdle vs. Virginia Tech (3/12/09) | 7 |
|--|---|

### BLOCKS

|                                    |   |
|------------------------------------|---|
| Jimmy Graham vs. Maryland (3/8/07) | 5 |
|------------------------------------|---|

### STEALS

|                                       |   |
|---------------------------------------|---|
| Jack McClinton vs. NC State (3/13/08) | 5 |
|---------------------------------------|---|

### FIELD GOALS

|                                     |   |
|-------------------------------------|---|
| Guillermo Diaz vs. Clemson (3/9/06) | 8 |
|-------------------------------------|---|

### THREE-POINT FIELD GOALS

|  |   |
|--|---|
| Jack McClinton vs. Boston College (3/9/07) | 4 |
|--|---|

### FREE THROWS MADE

|                                       |    |
|---------------------------------------|----|
| Anthony King vs. Duke (3/10/06)       | 10 |
| Guillermo Diaz vs. Virginia (3/10/05) |    |

### FREE THROWS ATTEMPTED

|                                       |    |
|---------------------------------------|----|
| Anthony King vs. Duke (3/10/06)       | 12 |
| Guillermo Diaz vs. Virginia (3/10/05) |    |

### FREE THROW PERCENTAGE

|                                   |             |
|-----------------------------------|-------------|
| James Dews vs. NC State (3/13/08) | 1.000 (8-8) |
|-----------------------------------|-------------|



# NCAA TOURNAMENT HISTORY

## NCAA TOURNAMENT RECORD: 4-6


### NCAA TOURNAMENT RECORD BY OPPONENT

| Opponent         | W | L |
|------------------|---|---|
| Arkansas         | 1 | 0 |
| UCLA             | 0 | 1 |
| Lafayette        | 1 | 0 |
| Missouri         | 0 | 1 |
| Ohio State       | 1 | 0 |
| Purdue           | 0 | 1 |
| St. Mary's       | 1 | 0 |
| Texas            | 0 | 1 |
| Tulsa            | 0 | 1 |
| Western Kentucky | 0 | 1 |

### NCAA TOURNAMENT RECORD BY SEED

| Seed   | W | L |
|--------|---|---|
| No. 2  | 1 | 1 |
| No. 5  | 0 | 1 |
| No. 6  | 2 | 1 |
| No. 7  | 1 | 1 |
| No. 11 | 0 | 1 |

**JOHNNY HEMSLEY**  
hit a school-record nine  
three-pointers (9-12) in Miami's  
NCAA Tournament win over  
Lafayette on March 12, 1999.



**VERNON JENNINGS**  
dished out a UM NCAA  
Tournament-best eight  
assists twice in  
postseason play.

## MIAMI NCAA TOURNAMENT RECORDS

### POINTS

|   |    |
|---|----|
| Jack McClinton vs. St. Mary's (3/21/08) | 38 |
|---|----|

### REBOUNDS

|                                      |    |
|--------------------------------------|----|
| Johnny Hemsley vs. UCLA (3/13/98)    | 11 |
| Mario Bland vs. Purdue (3/14/99)     |    |
| Mario Bland vs. Ohio State (3/19/00) |    |

### ASSISTS

|   |   |
|---|---|
| Vernon Jennings vs. Lafayette (3/12/99) | 8 |
| Vernon Jennings vs. Arkansas (3/17/00)  |   |

### BLOCKS

|                                      |   |
|--------------------------------------|---|
| John Salmons vs. Lafayette (3/12/99) | 3 |
| Jimmy Graham vs. Texas (3/23/08)     |   |

### STEALS

|  |   |
|--|---|
| Kevin Norris vs. UCLA (3/13/98)        | 4 |
| Johnny Hemsley vs. Lafayette (3/12/99) |   |

### FIELD GOALS

|   |    |
|---|----|
| Jack McClinton vs. St. Mary's (3/21/08) | 12 |
|---|----|

### THREE-POINT FIELD GOALS

|  |   |
|--|---|
| Johnny Hemsley vs. Lafayette (3/12/99) | 9 |
|--|---|

### FREE THROWS

|   |    |
|---|----|
| Jack McClinton vs. St. Mary's (3/21/08) | 11 |
|---|----|

### FREE THROW ATTEMPTS

|   |    |
|---|----|
| Darius Rice vs. Missouri (3/14/02)      | 11 |
| Jack McClinton vs. St. Mary's (3/21/08) |    |

### FREE THROW PERCENTAGE

|   |               |
|---|---------------|
| Jack McClinton vs. St. Mary's (3/21/08) | 1.000 (11-11) |
|---|---------------|

1960 NCAA Tournament stats unavailable

# POSTSEASON TEAMS

## 1959-60

NCAA Tournament  
Season Record: 23-4  
Bruce Hale, Head Coach

|               |                        |        |           |
|---------------|------------------------|--------|-----------|
| 12/1          | Rollins                | W      | 110-86    |
| 12/3          | Jacksonville           | W      | 106-98    |
| 12/5          | Tampa                  | W      | 98-65     |
| 12/9          | at Houston             | W      | 72-63     |
| 12/10         | at Centenary           | L      | 77-84     |
| 12/12         | at Loyola (La.)        | W      | 86-70     |
| 12/14         | Murray State           | W      | 92-80     |
| 12/19         | Florida                | W      | 79-77     |
| 12/21         | at Miami (Ohio)        | W      | 83-78     |
| 12/28         | vs. Brigham Young *    | W      | 110-93    |
| 12/29         | vs. Xavier *           | W      | 87-69     |
| 1/2           | South Carolina (OT)    | W      | 107-106   |
| 1/7           | at Iona                | W      | 69-67     |
| 1/13          | at Jacksonville        | W (OT) | 78-70     |
| 1/14          | at Florida             | L      | 70-65     |
| 1/16          | at Florida State       | W      | 93-91     |
| 1/23          | Houston                | L      | 79-88     |
| 1/29          | Oklahoma City          | W      | 97-84     |
| 2/2           | at Rollins             | W      | 90-79     |
| 2/3           | at Tampa               | W      | 74-73     |
| 2/4           | at Stetson             | W      | 94-86     |
| 2/6           | at Florida Southern    | W      | 88-71     |
| 2/11          | Stetson                | L      | 72-73     |
| 2/18          | Florida Southern       | W      | 121-85    |
| 2/22          | Kentucky Wesleyan      | W      | 104-95    |
| 2/27          | Florida State          | W      | 107-89    |
| 3/8           | vs. Western Kentucky ^ | L      | 84-107    |
| Season Totals |                        |        | 2427-2192 |

\* Hurricane Classic | ^ NCAA Tournament

| NO. | PLAYER          | POS. | YR. |
|-----|-----------------|------|-----|
| 11  | Dave Landis     | G    | JR  |
| 12  | Ron Godfrey     | F    | JR  |
| 13  | Dick Hickox     | G    | JR  |
| 14  | Dod Hammond     | F    | SO  |
| 15  | Harry Manushaw  | C    | JR  |
| 20  | Bruce Applegate | F    | JR  |
| 22  | Martin Snider   | G    | JR  |
| 23  | Ken Allen       | G    | SO  |
| 24  | Chris Stavreti  | G    | SO  |
| 25  | Julie Cohen     | G    | SO  |
| 31  | Jack Spisak     | F    | SO  |
| 32  | Bruce Shapiro   | G    | SO  |

## 1960-61

National Invitation Tournament  
Season Record: 20-7  
Bruce Hale, Head Coach

|                |                     |         |           |
|----------------|---------------------|---------|-----------|
| 12/1           | at Rollins          | W       | 80-62     |
| 12/3           | Tampa               | W       | 93-64     |
| 12/6           | at Santa Clara      | L       | 65-66     |
| 12/8           | at San Francisco    | W       | 68-56     |
| 12/10          | at Brigham Young    | L       | 80-112    |
| 12/15          | Florida Southern    | W       | 87-54     |
| 12/17          | Florida             | W       | 93-74     |
| 12/28          | vs. Army *          | W       | 82-75     |
| 12/29          | vs. Holy Cross *    | W       | 77-71     |
| 1/4            | Miami (Ohio)        | W (20T) | 102-100   |
| 1/7            | at La Salle         | L       | 74-88     |
| 1/11           | at Florida          | L       | 73-81     |
| 1/13           | at Jacksonville     | W (OT)  | 93-84     |
| 1/14           | at Florida State    | L       | 78-89     |
| 1/21           | Houston             | W       | 89-78     |
| 1/26           | Centenary           | W       | 86-74     |
| 1/30           | Louisville          | W       | 71-69     |
| 2/1            | Rollins             | W       | 103-75    |
| 2/3            | at Stetson          | W       | 91-84     |
| 2/4            | at Florida Southern | W       | 92-80     |
| 2/11           | Loyola (La.)        | W       | 65-61     |
| 2/15           | Stetson             | W       | 91-84     |
| 2/18           | at Tampa            | W       | 108-99    |
| 2/20           | Jacksonville        | W       | 96-80     |
| 2/23           | Morehead State      | W       | 85-70     |
| 2/25           | Florida State       | W       | 75-73     |
| 3/16           | vs. St. Louis ^     | L       | 56-58     |
| Season Totals: |                     |         | 2230-2036 |

\* Hurricane Classic | ^ National Invitation Tournament

| NO. | PLAYER          | POS. | YR. |
|-----|-----------------|------|-----|
| 11  | Carl Stavreti   | G    | SO  |
| 12  | Ron Godfrey     | F    | SR  |
| 13  | Dick Hickox     | G    | SR  |
| 14  | Lee Woods       | F    | SO  |
| 15  | Harry Manushaw  | C    | SR  |
| 20  | Bruce Applegate | F    | SR  |
| 21  | Bruce Shapiro   | G    | JR  |
| 23  | Ken Allen       | G    | SO  |
| 24  | Chris Stavreti  | G    | JR  |
| 25  | Julie Cohen     | G    | JR  |
| 31  | Jack Spisak     | F    | JR  |
| 33  | Lou Alix        | F    | SO  |
| 45  | Mike McCoy      | C    | SO  |

## 1962-63

National Invitation Tournament  
Season Record: 23-5  
Bruce Hale, Head Coach

|                |                          |        |           |
|----------------|--------------------------|--------|-----------|
| 11/30          | Florida                  | W (OT) | 91-87     |
| 12/4           | at Boston College        | W      | 72-69     |
| 12/6           | at Rhode Island          | W      | 88-80     |
| 12/8           | at Providence            | W      | 82-75     |
| 12/13          | Florida Southern         | W      | 116-93    |
| 12/21          | Duke                     | W      | 71-69     |
| 12/27          | vs. Cornell *            | W      | 94-85     |
| 12/28          | vs. Pittsburgh *         | W      | 86-85     |
| 1/3            | at St. John's            | W      | 67-59     |
| 1/4            | at La Salle              | L      | 76-78     |
| 1/9            | at Jacksonville          | W      | 103-91    |
| 1/10           | at Florida               | W      | 86-77     |
| 1/12           | at Florida State         | L (OT) | 74-77     |
| 1/19           | St. Peter's              | W      | 99-75     |
| 1/24           | Houston                  | W      | 71-70     |
| 1/29           | at Tampa                 | W      | 78-76     |
| 1/30           | at Rollins               | W      | 120-72    |
| 2/1            | at Stetson               | L      | 64-66     |
| 2/2            | at Florida Southern      | W      | 99-83     |
| 2/5            | Jacksonville             | W      | 112-105   |
| 2/9            | Louisville               | W      | 112-84    |
| 2/12           | Rollins                  | W      | 114-75    |
| 2/16           | Loyola (La.)             | L      | 77-84     |
| 2/18           | Tampa                    | W      | 112-81    |
| 2/23           | Florida State            | W      | 99-70     |
| 2/26           | Stetson                  | W      | 75-60     |
| 3/16           | vs. St. Francis (N.Y.) ^ | W      | 71-70     |
| 3/19           | vs. Providence ^         | L      | 96-106    |
| Season Totals: |                          |        | 2505-2212 |

\* Hurricane Classic | ^ National Invitation Tournament

| NO. | PLAYER          | POS. | YR. |
|-----|-----------------|------|-----|
| 11  | Carl Stavreti   | G    | SR  |
| 12  | Larry Kessler   | G    | SO  |
| 13  | Bernie Butts    | G    | JR  |
| 14  | Lee Woods       | C    | SR  |
| 15  | Edward Fults    | F    | SO  |
| 20  | Greg Meyer      | C    | SO  |
| 22  | Charles Holiber | F    | JR  |
| 23  | Kenny Allen     | G    | SR  |
| 24  | Rick Barry      | F    | SO  |
| 31  | Jack Spisak     | F    | SR  |
| 32  | Wayne Beckner   | F    | SO  |
| 45  | Mike McCoy      | C    | SR  |

146 | C



# POSTSEASON TEAMS

## 1963-64

National Invitation Tournament  
Season Record: 20-7  
Bruce Hale, Head Coach

|                |                          |        |           |
|----------------|--------------------------|--------|-----------|
| 12/3           | Tampa                    | W      | 101-95    |
| 12/7           | Florida                  | W      | 95-79     |
| 12/10          | at Santa Clara           | L      | 77-86     |
| 12/12          | at St. Mary's (Calif.)   | L      | 101-86    |
| 12/14          | at Nevada                | W (OT) | 81-78     |
| 12/17          | San Francisco            | W      | 95-83     |
| 12/19          | Rollins                  | W      | 108-90    |
| 12/27          | vs. Army !               | W      | 79-71     |
| 12/28          | vs. Syracuse !           | L (OT) | 85-86     |
| 1/4            | Rhode Island             | W      | 105-88    |
| 1/8            | Jacksonville             | W      | 97-92     |
| 1/9            | at Florida               | L      | 91-114    |
| 1/11           | at Florida State         | L      | 78-80     |
| 1/18           | Memphis State            | W      | 78-69     |
| 1/23           | La Salle                 | W      | 121-99    |
| 1/28           | at Rollins               | W      | 127-85    |
| 1/29           | at Tampa                 | W      | 134-104   |
| 1/31           | at Stetson               | W      | 81-75     |
| 2/1            | at Florida Southern      | W      | 85-78     |
| 2/4            | Jacksonville             | W      | 117-92    |
| 2/10           | Creighton                | L      | 94-124    |
| 2/13           | at Houston               | L      | 83-93     |
| 2/15           | at Loyola (La.)          | W (OT) | 97-90     |
| 2/18           | Florida Southern         | W      | 120-79    |
| 2/22           | Stetson                  | W      | 87-70     |
| 2/29           | Florida State            | W      | 82-80     |
| 3/12           | vs. St. Joseph's (Pa.) ^ | L      | 76-86     |
| Season Totals: |                          |        | 2575-2352 |

! Hurricane Classic | ^ National Invitation Tournament

| NO. | PLAYER          | POS. | YR. |
|-----|-----------------|------|-----|
| 12  | Larry Kessler   | G    | JR  |
| 13  | Bernie Butts    | G    | SR  |
| 15  | Charles Holiber | F    | SR  |
| 20  | Clark Connors   | F    | SO  |
| 22  | John Bates      | F    | SO  |
| 24  | Rick Barry      | F    | JR  |
| 25  | Bob Green       | G    | SO  |
| 31  | John Dampier    | G    | JR  |
| 32  | Wayne Beckner   | F    | JR  |
| 33  | Don Patrican    | C    | SO  |
| 34  | Charles Grob    | C    | SO  |
| 45  | Stewart Marcus  | F    | SO  |

## 1994-95

National Invitation Tournament  
Season Record: 15-13 (9-9 BIG EAST)  
Leonard Hamilton, Head Coach

|                |                       |        |           |
|----------------|-----------------------|--------|-----------|
| 11/25          | Northeastern Illinois | W      | 66-48     |
| 11/28          | Florida Atlantic      | W      | 76-59     |
| 11/30          | Robert Morris         | W      | 66-51     |
| 12/6           | Syracuse *            | L      | 65-83     |
| 12/10          | Florida A&M           | W      | 67-53     |
| 12/20          | at Clemson            | L      | 55-75     |
| 12/28          | UNLV @                | L      | 55-56     |
| 12/30          | Fordham               | W      | 55-43     |
| 1/2            | at Seton Hall *       | L      | 54-72     |
| 1/7            | at Georgetown *       | L      | 64-71     |
| 1/11           | at St. John's *       | W      | 82-79     |
| 1/18           | at Providence *       | W      | 81-75     |
| 1/21           | Boston College *      | W      | 69-68     |
| 1/25           | Villanova *           | L      | 62-92     |
| 1/28           | at Syracuse *         | L      | 51-76     |
| 1/31           | at Connecticut *      | L      | 57-82     |
| 2/4            | Georgetown *          | W      | 67-61     |
| 2/7            | at Villanova *        | L      | 63-73     |
| 2/11           | Providence *          | W      | 69-63     |
| 2/13           | St. John's *          | W      | 71-69     |
| 2/18           | at Pittsburgh *       | L      | 61-67     |
| 2/22           | Seton Hall *          | W      | 61-57     |
| 2/25           | at Boston College *   | W (OT) | 77-71     |
| 2/28           | Pittsburgh *          | W (OT) | 76-68     |
| 3/2            | at Florida Atlantic   | W      | 80-70     |
| 3/4            | Connecticut *         | L      | 67-75     |
| 3/10           | vs. Georgetown #      | L      | 58-69     |
| 3/15           | at Penn State ^       | L      | 56-62     |
| Season Totals: |                       |        | 1831-1888 |

@ Orange Bowl Basketball Classic | \* BIG EAST Game  
# BIG EAST Tournament | ^ National Invitation Tournament

| NO. | PLAYER          | POS. | YR. |
|-----|-----------------|------|-----|
| 0   | Steve Frazier   | G    | SO  |
| 3   | Alex Fraser     | F    | SO  |
| 5   | Steve Rich      | F    | JR  |
| 10  | Anthony Rosa    | G    | SO  |
| 11  | Torey McCormick | G    | SO  |
| 12  | Kevin Norris    | G    | FR  |
| 13  | Chuck Barker    | G    | FR  |
| 20  | Mitchell Dunn   | G    | JR  |
| 21  | Steven Edwards  | G    | JR  |
| 22  | Jaime Waggoner  | G    | FR  |
| 33  | Constantin Popa | C    | SR  |
| 50  | Brad Timpf      | F    | SO  |
| 52  | Lorenzo Pearson | F    | JR  |
| 55  | Will Davis      | C    | SO  |

## 1996-97

National Invitation Tournament  
Season Record: 16-13 (9-9 BIG EAST)  
Leonard Hamilton, Head Coach

|                |                     |        |           |
|----------------|---------------------|--------|-----------|
| 11/22          | Buffalo             | W      | 78-61     |
| 11/24          | Florida Atlantic    | W      | 83-74     |
| 11/29          | at UNLV             | L      | 43-55     |
| 12/3           | St. John's *        | L      | 57-61     |
| 12/7           | Syracuse *          | W      | 67-63     |
| 12/13          | Hartford            | W      | 74-58     |
| 12/18          | Jacksonville        | W      | 74-57     |
| 12/22          | at Tennessee        | L      | 65-78     |
| 12/28          | vs. DePaul @        | W      | 61-45     |
| 12/30          | Lehigh              | W      | 32-68     |
| 1/2            | at Boston College * | W      | 65-62     |
| 1/4            | at Georgetown *     | W      | 69-67     |
| 1/8            | at Pittsburgh *     | L      | 72-76     |
| 1/11           | at Villanova *      | W      | 61-59     |
| 1/15           | Providence *        | W      | 71-69     |
| 1/18           | Georgetown *        | W (OT) | 68-65     |
| 1/22           | Connecticut *       | W      | 69-46     |
| 2/2            | at Rutgers *        | L      | 59-60     |
| 2/5            | Pittsburgh *        | W      | 78-63     |
| 2/8            | Rutgers *           | W      | 53-50     |
| 2/10           | at Seton Hall *     | W      | 61-51     |
| 2/15           | at Connecticut *    | L      | 52-72     |
| 2/19           | Boston College *    | L      | 57-59     |
| 2/22           | at St. John's *     | L      | 73-77     |
| 2/25           | at Notre Dame *     | L      | 60-69     |
| 3/1            | West Virginia *     | L      | 54-82     |
| 3/5            | vs. St. John's #    | W (OT) | 76-68     |
| 3/6            | vs. Georgetown #    | L      | 59-63     |
| 3/13           | vs. Michigan \$     | L      | 63-76     |
| Season Totals: |                     |        | 1105-1126 |

@ Orange Bowl Classic | \* BIG EAST Game  
# BIG EAST Tournament | \$ National Invitation Tournament

| NO. | PLAYER          | POS. | YR. |
|-----|-----------------|------|-----|
| 0   | Steve Frazier   | G    | SR  |
| 3   | Alex Fraser     | F    | SR  |
| 10  | Anthony Rosa    | G    | SR  |
| 11  | Torey McCormick | G    | SR  |
| 12  | Kevin Norris    | G    | JR  |
| 15  | Nick Donovan    | C    | SO  |
| 20  | Mike Curcio     | G    | SO  |
| 22  | Jaime Waggoner  | G    | JR  |
| 30  | Vernon Jennings | G/F  | FR  |
| 31  | Johnny Hemsley  | G/F  | FR  |
| 32  | Lucas Barnes    | G/F  | FR  |
| 33  | Clifton Clark   | G/F  | SR  |
| 40  | Tim James       | F    | SO  |
| 51  | Mario Bland     | F    | FR  |
| 55  | Will Davis      | C    | SR  |



# POSTSEASON TEAMS

## 1997-98

### NCAA Tournament

Season Record: 18-10 (11-7 BIG EAST)

Leonard Hamilton, Head Coach

|                |                      |   |           |
|----------------|----------------------|---|-----------|
| 11/14          | at Southern Illinois | W | 73-61     |
| 11/16          | Florida Atlantic     | W | 69-47     |
| 11/21          | Charlotte            | W | 89-72     |
| 11/24          | Eastern Kentucky     | W | 86-64     |
| 11/29          | at Jacksonville      | W | 74-70     |
| 12/2           | Rutgers *            | W | 63-55     |
| 12/6           | Georgetown *         | W | 66-56     |
| 12/12          | Georgia State        | W | 80-64     |
| 12/22          | at Memphis           | W | 65-57     |
| 12/27          | vs. Georgia Tech @   | L | 61-69     |
| 12/31          | at Seton Hall *      | W | 78-65     |
| 1/3            | at Pittsburgh *      | W | 73-65     |
| 1/6            | Connecticut *        | W | 76-67     |
| 1/10           | at West Virginia *   | L | 84-98     |
| 1/13           | at St. John's *      | L | 64-73     |
| 1/18           | at Syracuse *        | L | 67-85     |
| 1/22           | Villanova *          | W | 78-63     |
| 1/28           | at Boston College *  | W | 67-57     |
| 1/31           | at Villanova *       | L | 75-78     |
| 2/4            | Providence *         | W | 64-54     |
| 2/10           | Syracuse *           | L | 63-72     |
| 2/14           | Notre Dame *         | W | 66-57     |
| 2/18           | at Providence *      | L | 57-59     |
| 2/22           | at Notre Dame *      | W | 65-59     |
| 2/24           | Seton Hall *         | L | 71-76     |
| 2/28           | West Virginia *      | W | 70-66     |
| 3/4            | vs. Georgetown #     | L | 56-62     |
| 3/13           | vs. UCLA \$          | L | 62-65     |
| Season Totals: |                      |   | 1962-1836 |

@ Orange Bowl Classic | \* BIG EAST Game

# BIG EAST Tournament | \$ NCAA Tournament

| NO. | PLAYER            | POS. | YR. |
|-----|-------------------|------|-----|
| 3   | Mike Byars-Dawson | G    | FR  |
| 10  | Kevin Norris      | G    | SR  |
| 11  | Jeremiah Schlie   | F    | FR  |
| 13  | Steve Frazier     | G    | SR  |
| 14  | Todd Manuel       | G    | FR  |
| 15  | Nick Donovan      | F    | JR  |
| 20  | Charles Wiseman   | G    | SO  |
| 21  | Mike Curcio       | G    | JR  |
| 22  | Jaime Waggoner    | G    | SR  |
| 30  | Vernon Jennings   | G/F  | SO  |
| 31  | Johnny Hemsley    | G/F  | SO  |
| 32  | Lucas Barnes      | G/F  | SO  |
| 34  | Dwayne Wimbley    | F    | FR  |
| 40  | Tim James         | F    | JR  |
| 44  | Elton Tyler       | F    | FR  |
| 51  | Mario Bland       | F    | SO  |

## 1998-99

### NCAA Tournament — Second Round

Season Record: 23-7 (15-3 BIG EAST)

Leonard Hamilton, Head Coach

|                |                     |   |           |
|----------------|---------------------|---|-----------|
| 11/13          | at Florida Atlantic | W | 97-73     |
| 11/23          | at Charlotte        | L | 59-66     |
| 11/27          | Northern Iowa       | W | 78-69     |
| 12/5           | at Kentucky         | L | 65-74     |
| 12/8           | Boston College *    | W | 77-64     |
| 12/11          | Central Florida     | W | 66-56     |
| 12/18          | at Georgia State    | W | 76-55     |
| 12/22          | Memphis             | W | 80-64     |
| 12/27          | vs. Ohio State @    | W | 72-64     |
| 12/30          | at Georgetown *     | W | 64-63     |
| 1/6            | St. John's *        | W | 84-79     |
| 1/9            | Notre Dame *        | L | 68-71     |
| 1/13           | at Rutgers *        | W | 74-62     |
| 1/16           | at West Virginia *  | W | 64-55     |
| 1/20           | Connecticut *       | L | 68-70     |
| 1/24           | at Boston College * | W | 75-67     |
| 1/27           | Seton Hall *        | W | 77-71     |
| 1/30           | at Pittsburgh *     | L | 54-60     |
| 2/3            | at St. John's *     | W | 73-70     |
| 2/6            | Georgetown *        | W | 71-58     |
| 2/8            | at Syracuse *       | W | 76-63     |
| 2/13           | at Providence *     | W | 69-65     |
| 2/16           | Villanova *         | W | 103-82    |
| 2/20           | at Connecticut *    | W | 73-71     |
| 2/23           | Pittsburgh *        | W | 85-52     |
| 2/27           | Rutgers *           | W | 68-63     |
| 3/4            | vs. Georgetown #    | W | 65-54     |
| 3/5            | vs. St. John's #    | L | 59-62     |
| 3/12           | vs. Lafayette \$    | W | 75-54     |
| 3/14           | vs. Purdue \$       | L | 63-73     |
| Season Totals: |                     |   | 2178-1950 |

@ Orange Bowl Classic | \* BIG EAST Game

# BIG EAST Tournament | \$ NCAA Tournament

| NO. | PLAYER            | POS. | YR. |
|-----|-------------------|------|-----|
| 3   | Mike Byars-Dawson | G    | SO  |
| 4   | Michael Simmons   | G    | FR  |
| 5   | John Salmons      | F    | FR  |
| 11  | Jeremiah Schlie   | F    | SO  |
| 13  | João Paulo Coelho | G    | FR  |
| 14  | Todd Manuel       | G    | SO  |
| 15  | Nick Donovan      | F    | SR  |
| 30  | Vernon Jennings   | G/F  | JR  |
| 31  | Johnny Hemsley    | G/F  | JR  |
| 34  | Dwayne Wimbley    | F    | SO  |
| 40  | Tim James         | F    | SR  |
| 42  | Kevin Houston     | G/F  | JR  |
| 44  | Elton Tyler       | F    | SO  |
| 51  | Mario Bland       | F    | JR  |

## 1999-2000

### NCAA Tournament — Sweet 16

Season Record: 23-11 (13-3 BIG EAST)

BIG EAST Regular Season Co-Champions

Leonard Hamilton, Head Coach

|                |                      |   |           |
|----------------|----------------------|---|-----------|
| 11/19          | at Central Florida   | W | 81-54     |
| 11/23          | Monmouth             | W | 67-46     |
| 11/30          | Bethune-Cookman      | W | 102-75    |
| 12/4           | at Memphis           | L | 72-82     |
| 12/7           | Charlotte            | L | 65-75     |
| 12/11          | Hartford             | W | 97-61     |
| 12/18          | vs. North Carolina @ | L | 78-68     |
| 12/20          | vs. La. Lafayette ^  | L | 60-66     |
| 12/21          | vs. Detroit Mercy ^  | W | 68-64     |
| 12/22          | vs. Illinois State ^ | L | 78-87     |
| 12/27          | Florida Atlantic     | W | 89-52     |
| 12/29          | Quinnipiac           | W | 80-66     |
| 1/5            | West Virginia *      | W | 66-58     |
| 1/8            | Syracuse *           | L | 55-67     |
| 1/11           | at Seton Hall *      | W | 71-64     |
| 1/15           | at Georgetown *      | L | 61-65     |
| 1/17           | at Villanova *       | W | 67-66     |
| 1/22           | Boston College *     | W | 62-54     |
| 1/25           | at Notre Dame *      | W | 63-49     |
| 1/29           | Kentucky             | L | 57-60     |
| 2/1            | Pittsburgh *         | W | 64-60     |
| 2/5            | at Rutgers *         | W | 58-52     |
| 2/7            | Georgetown *         | W | 77-55     |
| 2/16           | Providence *         | L | 45-47     |
| 2/19           | at Connecticut *     | W | 63-57     |
| 2/22           | at West Virginia *   | W | 68-50     |
| 2/26           | Notre Dame *         | W | 55-52     |
| 2/29           | at Pittsburgh *      | W | 74-66     |
| 3/5            | St. John's *         | W | 74-70     |
| 3/9            | vs. Notre Dame #     | W | 61-58     |
| 3/10           | vs. St. John's #     | L | 57-58     |
| 3/17           | vs. Arkansas \$      | W | 75-71     |
| 3/19           | vs. Ohio State \$    | W | 75-62     |
| 3/24           | vs. Tulsa \$         | L | 71-80     |
| Season Totals: |                      |   | 2346-2127 |

@ Orange Bowl Classic | ^ San Juan Shootout

\* BIG EAST Game | # BIG EAST Tournament

\$ NCAA Tournament

| NO. | PLAYER            | POS. | YR. |
|-----|-------------------|------|-----|
| 0   | Leroy Hurd        | G/F  | FR  |
| 3   | Michael Simmons   | G    | SO  |
| 11  | Jerry Schlie      | F    | JR  |
| 13  | João Paulo Coelho | G    | SO  |
| 25  | Elton Tyler       | F    | JR  |
| 30  | Vernon Jennings   | G/F  | SR  |
| 31  | Johnny Hemsley    | G/F  | SR  |
| 33  | James Jones       | F    | FR  |
| 34  | Dwayne Wimbley    | F    | JR  |
| 45  | John Salmons      | F    | SO  |
| 51  | Mario Bland       | F    | JR  |

# POSTSEASON TEAMS

## 2000-01

National Invitation Tournament  
Season Record: 16-13 (8-8 BIG EAST)  
Perry Clark, Head Coach

|                |                     |         |           |
|----------------|---------------------|---------|-----------|
| 11/18          | at Florida Atlantic | W       | 76-59     |
| 11/21          | Columbia            | W       | 65-41     |
| 11/25          | Northeastern        | W       | 92-86     |
| 11/28          | at Charlotte        | L       | 63-95     |
| 12/4           | at North Carolina   | L       | 45-67     |
| 12/9           | Central Florida     | W       | 83-72     |
| 12/16          | vs. Nebraska @      | L       | 64-72     |
| 12/18          | Eastern Illinois    | W       | 83-73     |
| 12/21          | Memphis             | W       | 66-57     |
| 12/27          | Lehigh              | W       | 71-52     |
| 12/29          | Tennessee-Martin    | W       | 70-54     |
| 1/3            | at Pittsburgh *     | L       | 51-62     |
| 1/7            | Boston College *    | L       | 72-73     |
| 1/10           | at Virginia Tech *  | L       | 74-85     |
| 1/13           | at Boston College * | L       | 73-82     |
| 1/16           | at Providence *     | W       | 78-64     |
| 1/20           | Connecticut *       | W       | 77-74     |
| 1/22           | at St. John's *     | L (OT)  | 63-67     |
| 1/28           | Providence *        | L       | 70-80     |
| 2/1            | Seton Hall *        | W       | 72-66     |
| 2/6            | Virginia Tech *     | W       | 86-61     |
| 2/10           | St. John's *        | L (2OT) | 79-85     |
| 2/13           | at Syracuse *       | W       | 68-57     |
| 2/17           | at Villanova *      | W       | 80-62     |
| 2/24           | at Connecticut *    | L       | 53-60     |
| 2/28           | West Virginia *     | W       | 73-66     |
| 3/3            | Villanova *         | W       | 65-53     |
| 3/7            | vs. Pittsburgh #    | L       | 69-78     |
| 3/14           | vs. Auburn \$       | L       | 58-60     |
| Season Totals: |                     |         | 2039-1963 |

@ Orange Bowl Classic | \* BIG EAST Game  
# BIG EAST Championship  
\$ National Invitation Tournament

| NO. | PLAYER           | POS. | YR. |
|-----|------------------|------|-----|
| 0   | Leroy Hurd       | G/F  | SO  |
| 1   | Michael Simmons  | G    | SO  |
| 3   | Joe Gordon       | G    | JR  |
| 4   | Marcus Barnes    | G    | FR  |
| 5   | John Salmons     | F    | JR  |
| 10  | Orlando Gonzalez | G    | SR  |
| 11  | Jerry Schlie     | F    | JR  |
| 12  | Brandon Okpalobi | G    | FR  |
| 14  | Rodrigue Djahue  | F    | FR  |
| 20  | Danny Marakovits | G    | FR  |
| 21  | Darius Rice      | F    | FR  |
| 32  | Dwayne Wimbley   | C    | SR  |
| 33  | James Jones      | F    | SO  |

## 2001-02

NCAA Tournament  
Season Record: 24-8 (10-6 BIG EAST)  
Perry Clark, Head Coach

|                |                        |         |           |
|----------------|------------------------|---------|-----------|
| 11/18          | vs. Eastern Michigan ^ | W       | 93-56     |
| 11/19          | vs. UAB ^              | W       | 81-79     |
| 11/20          | vs. Clemson ^          | W       | 67-65     |
| 11/24          | Lafayette              | W       | 79-69     |
| 11/26          | Florida Atlantic       | W       | 74-48     |
| 11/29          | Howard                 | W       | 87-71     |
| 12/3           | Florida International  | W       | 77-59     |
| 12/8           | at Texas A&M           | W       | 64-55     |
| 12/15          | vs. Indiana @          | W       | 58-53     |
| 12/18          | Florida A&M            | W       | 90-62     |
| 12/22          | Charlotte              | W       | 64-56     |
| 12/27          | at Louisiana State     | W       | 68-61     |
| 12/30          | St. Francis (PA)       | W       | 71-48     |
| 1/2            | at Georgetown *        | W       | 79-71     |
| 1/5            | at Connecticut *       | L       | 75-76     |
| 1/8            | at St. John's *        | L       | 60-71     |
| 1/12           | at Virginia Tech *     | W       | 77-68     |
| 1/15           | Pittsburgh *           | W (2OT) | 76-69     |
| 1/19           | Providence *           | W (OT)  | 102-96    |
| 1/24           | Villanova *            | W       | 76-58     |
| 1/29           | Boston College *       | L       | 65-70     |
| 2/2            | Connecticut *          | W       | 68-66     |
| 2/5            | at Villanova *         | W       | 65-56     |
| 2/10           | at Boston College *    | L       | 63-76     |
| 2/13           | St. John's *           | W       | 79-56     |
| 2/17           | at Rutgers *           | L       | 61-64     |
| 2/23           | Notre Dame *           | L       | 77-90     |
| 2/26           | at Providence *        | W       | 81-65     |
| 3/2            | Virginia Tech *        | W       | 83-77     |
| 3/7            | vs. Georgetown #       | W       | 84-76     |
| 3/8            | vs. Pittsburgh #       | L       | 71-76     |
| 3/14           | vs. Missouri \$        | L       | 80-93     |
| Season Totals: |                        |         | 2395-2156 |

^ Virgin Islands Paradise Jam  
@ Orange Bowl Classic | \* BIG EAST Game  
# BIG EAST Championship | \$ NCAA Tournament

| NO. | PLAYER           | POS. | YR. |
|-----|------------------|------|-----|
| 1   | Michael Simmons  | G    | JR  |
| 2   | Kahleaf Watson   | G    | FR  |
| 4   | Marcus Barnes    | G    | SO  |
| 5   | John Salmons     | F    | SR  |
| 10  | Brandon Okpalobi | G    | SO  |
| 11  | Jerry Schlie     | F    | SR  |
| 12  | Rafael Berumen   | F/C  | JR  |
| 13  | Paulo Coelho     | G    | JR  |
| 14  | Rodrigue Djahue  | F    | SO  |
| 20  | Danny Marakovits | G    | SO  |
| 21  | Darius Rice      | F    | SO  |
| 25  | Elton Tyler      | F/C  | SR  |
| 33  | James Jones      | F    | JR  |
| 34  | William Frisby   | F    | SO  |

## 2004-05

National Invitation Tournament  
Season Record: 16-13 (7-9 ACC)  
Frank Haith, Head Coach

|                |                          |        |           |
|----------------|--------------------------|--------|-----------|
| 11/20          | Wofford                  | W      | 67-64     |
| 11/23          | South Carolina State     | L      | 50-60     |
| 11/27          | vs. Xavier @             | L (OT) | 70-83     |
| 11/29          | Florida Atlantic         | W      | 84-68     |
| 12/4           | at Florida               | W      | 72-65     |
| 12/7           | at Florida International | W      | 80-67     |
| 12/12          | Massachusetts            | W      | 80-53     |
| 12/18          | Stetson                  | W      | 81-50     |
| 12/23          | Tennessee Tech           | W      | 69-57     |
| 12/30          | Appalachian State        | W      | 80-63     |
| 1/2            | Norfolk State            | W      | 76-58     |
| 1/6            | at Georgia Tech *        | L      | 69-80     |
| 1/9            | NC State *               | W      | 67-66     |
| 1/12           | at Virginia *            | W      | 91-80     |
| 1/15           | Florida State *          | W      | 64-63     |
| 1/19           | Duke *                   | L      | 83-92     |
| 1/22           | at North Carolina *      | L      | 67-87     |
| 1/26           | Clemson *                | W      | 69-65     |
| 1/29           | at Wake Forest *         | L      | 82-94     |
| 2/2            | Virginia Tech *          | L      | 63-73     |
| 2/5            | Maryland *               | W (OT) | 75-73     |
| 2/12           | at Clemson *             | W      | 83-77     |
| 2/15           | Wake Forest *            | L      | 63-68     |
| 2/19           | at Virginia Tech *       | L      | 58-71     |
| 2/22           | at Florida State *       | W      | 65-49     |
| 2/26           | Georgia Tech *           | L      | 72-76     |
| 3/3            | at Duke *                | L      | 59-83     |
| 3/10           | vs. Virginia %           | L      | 65-66     |
| 3/15           | at South Carolina ^      | L      | 67-69     |
| Season Totals: |                          |        | 2071-2020 |

@ Orange Bowl Classic | \* ACC game  
% ACC Tournament  
^ NIT First Round

| NO. | PLAYER            | POS. | YR. |
|-----|-------------------|------|-----|
| 2   | Gary Hamilton     | F/C  | JR  |
| 3   | Lee Butler        | G    | JR  |
| 4   | Antoine Mayhand   | G    | FR  |
| 10  | Brandon Okpalobi  | G    | SR  |
| 11  | Eric Wilkins      | G    | JR  |
| 12  | Anthony Harris    | G    | SO  |
| 13  | Guillermo Diaz    | G    | SO  |
| 21  | Jonathan Stratton | G    | FR  |
| 22  | Robert Hite       | G    | JR  |
| 34  | William Frisby    | F    | SR  |
| 42  | Raymond Hicks     | F    | FR  |
| 44  | Keaton Copeland   | F    | JR  |
| 50  | Anthony King      | F/C  | SO  |
| 55  | Glenn Batemon     | C    | JR  |

# POSTSEASON TEAMS

## 2005-06

National Invitation Tournament — Quarterfinals  
Season Record: 18-16 (7-9 ACC)  
Frank Haith, Head Coach

|                |                       |         |           |
|----------------|-----------------------|---------|-----------|
| 11/13          | vs. Texas-Arlington ^ | W       | 76-65     |
| 11/14          | vs. Air Force ^       | L       | 53-57     |
| 11/15          | vs. Wisc.-Green Bay ^ | W       | 80-54     |
| 11/19          | Morgan State          | W       | 83-51     |
| 11/22          | North Carolina A&T    | W       | 87-62     |
| 11/27          | at Temple             | L       | 56-73     |
| 11/29          | at Michigan           | L       | 53-74     |
| 12/03          | Birmingham Southern   | W       | 82-55     |
| 12/10          | Wofford               | W       | 71-40     |
| 12/18          | at NC State *         | L       | 69-81     |
| 12/22          | Florida               | L       | 67-77     |
| 12/27          | Stetson               | W       | 65-56     |
| 12/31          | vs. Louisville @      | L       | 43-58     |
| 1/2            | Sacred Heart          | W       | 63-57     |
| 1/7            | Maryland *            | W       | 84-70     |
| 1/14           | at North Carolina *   | W       | 81-70     |
| 1/18           | Clemson *             | W       | 62-38     |
| 1/21           | Boston College *      | L       | 61-65     |
| 1/24           | at Virginia *         | L       | 51-71     |
| 1/29           | at Florida State *    | W (OT)  | 84-78     |
| 1/31           | Wake Forest *         | W       | 78-69     |
| 2/4            | at Georgia Tech *     | W       | 70-53     |
| 2/8            | NC State *            | L (2OT) | 77-86     |
| 2/12           | North Carolina *      | L       | 70-80     |
| 2/16           | at Boston College *   | L       | 54-65     |
| 2/19           | at Duke *             | L       | 71-92     |
| 2/22           | Virginia Tech *       | W       | 70-59     |
| 3/1            | at Maryland *         | L       | 61-65     |
| 3/5            | Florida State *       | L       | 64-67     |
| 3/9            | vs. Clemson #         | W       | 66-63     |
| 3/10           | vs. Duke #            | L       | 76-80     |
| 3/15           | Oklahoma State \$     | W       | 62-59     |
| 3/20           | at Creighton \$       | W       | 53-52     |
| 3/22           | at Michigan \$        | L       | 65-71     |
| Season Totals: |                       |         | 2308-2213 |

^ BCA Classic  
@ Orange Bowl Classic | \* ACC Game  
# ACC Tournament  
\$ National Invitational Tournament

| NO. | PLAYER            | POS. | YR. |
|-----|-------------------|------|-----|
| 00  | Jimmy Graham      | F    | FR  |
| 2   | Gary Hamilton     | F/C  | SR  |
| 3   | Lee Butler        | G    | SR  |
| 11  | Eric Wilkins      | G    | SR  |
| 12  | Anthony Harris    | G    | JR  |
| 13  | Guillermo Diaz    | G    | JR  |
| 15  | Denis Clemente    | G    | FR  |
| 21  | Jonathan Stratton | G    | SO  |
| 22  | Robert Hite       | G    | SR  |
| 30  | Adrian Thomas     | F    | FR  |
| 32  | Brian Asbury      | G    | FR  |
| 42  | Raymond Hicks     | F    | SO  |
| 44  | Keaton Copeland   | F    | SR  |
| 50  | Anthony King      | F/C  | JR  |

## 2007-08

NCAA Tournament — Second Round  
Season Record: 23-11 (8-8 ACC)  
Frank Haith, Head Coach

|                |                      |        |           |
|----------------|----------------------|--------|-----------|
| 11/9           | Florida Southern     | W      | 104-61    |
| 11/15          | vs. Marist ^         | W      | 85-61     |
| 11/16          | vs. VCU ^            | W      | 69-63     |
| 11/18          | vs. Providence ^     | W      | 64-58     |
| 11/24          | Morgan State         | W      | 55-51     |
| 11/28          | Alabama State        | W      | 83-74     |
| 12/2           | St. John's           | W      | 66-47     |
| 12/8           | at FIU               | W      | 67-53     |
| 12/13          | at Mississippi State | W      | 64-58     |
| 12/17          | Stetson              | W      | 89-53     |
| 12/20          | North Florida        | W      | 85-63     |
| 12/23          | North Carolina A&T   | W      | 95-64     |
| 12/29          | vs. Winthrop @       | L      | 70-76     |
| 1/2            | Penn                 | W      | 88-62     |
| 1/12           | Georgia Tech *       | W      | 78-68     |
| 1/15           | at Boston College *  | L      | 66-76     |
| 1/19           | at NC State *        | L (OT) | 77-79     |
| 1/23           | North Carolina *     | L      | 82-98     |
| 1/27           | Clemson *            | W      | 75-72     |
| 1/29           | at Wake Forest *     | L      | 68-70     |
| 2/2            | at Duke *            | L      | 73-88     |
| 2/6            | Florida State *      | L      | 55-62     |
| 2/8            | at Virginia Tech *   | W      | 74-71     |
| 2/17           | at Georgia Tech *    | W      | 64-63     |
| 2/20           | Duke *               | W      | 96-95     |
| 2/23           | Maryland *           | W      | 78-63     |
| 2/27           | at Clemson *         | L      | 69-79     |
| 3/1            | Virginia *           | W      | 95-93     |
| 3/5            | Boston College *     | W      | 74-61     |
| 3/8            | at Florida State *   | L (OT) | 72-75     |
| 3/13           | vs. NC State !       | W      | 63-50     |
| 3/14           | vs. Virginia Tech !  | L      | 49-63     |
| 3/21           | vs. St. Mary's \$    | W      | 78-64     |
| 3/23           | vs. Texas \$         | L      | 72-75     |
| Season Totals: |                      |        | 2542-2309 |

^ Puerto Rico Tip-Off | @ Orange Bowl Classic  
\* ACC Game | ! ACC Tournament  
\$ NCAA Tournament

| NO. | PLAYER            | POS. | YR.  |
|-----|-------------------|------|------|
| 00  | Jimmy Graham      | F    | JR   |
| 1   | Lance Hurdle      | G    | JR   |
| 5   | Eddie Rios        | G    | FR   |
| 10  | Landon Glover     | G    | SR   |
| 21  | Dwayne Collins    | F    | SO   |
| 22  | Fabio Nass        | F    | SR   |
| 23  | James Dews        | G    | SO   |
| 25  | Jonathan Stratton | G    | SR   |
| 30  | Adrian Thomas     | F    | SO-R |
| 32  | Brian Asbury      | F    | JR   |
| 33  | Jack McClinton    | G    | JR   |
| 42  | Raymond Hicks     | F    | SR   |
| 50  | Anthony King      | C    | SR-R |

## 2008-09

National Invitation Tournament — Second Round  
Season Record: 19-13 (7-9 ACC)  
Frank Haith, Head Coach

|                |                        |        |           |
|----------------|------------------------|--------|-----------|
| 11/15          | Florida Southern       | W      | 96-60     |
| 11/21          | vs. Southern Miss ^    | W      | 70-60     |
| 11/23          | vs. UConn ^            | L      | 63-76     |
| 11/24          | vs. San Diego ^        | W      | 80-45     |
| 11/29          | Stetson                | W      | 79-65     |
| 12/2           | Ohio State @           | L      | 68-73     |
| 12/6           | at Kentucky            | W      | 73-67     |
| 12/12          | FIU                    | W      | 76-50     |
| 12/14          | Robert Morris          | W      | 70-62     |
| 12/21          | Clemson *              | L      | 72-91     |
| 12/27          | at St. John's          | W      | 70-56     |
| 12/31          | North Florida          | W      | 94-41     |
| 1/3            | North Carolina Central | W      | 76-42     |
| 1/5            | Florida Atlantic       | W      | 85-69     |
| 1/10           | at Boston College *    | W      | 77-71     |
| 1/14           | Maryland *             | W      | 62-60     |
| 1/17           | at North Carolina *    | L      | 65-82     |
| 1/21           | Florida State *        | W      | 75-69     |
| 1/25           | Virginia Tech *        | L (OT) | 83-88     |
| 1/27           | at NC State *          | L (OT) | 81-84     |
| 1/31           | at Maryland *          | L      | 68-73     |
| 2/4            | Wake Forest *          | W      | 79-52     |
| 2/7            | at Duke *              | L (OT) | 75-78     |
| 2/15           | North Carolina *       | L      | 65-69     |
| 2/18           | at Florida State *     | L      | 67-80     |
| 2/21           | Boston College *       | W      | 69-58     |
| 2/26           | at Virginia *          | W      | 62-55     |
| 3/4            | at Georgia Tech *      | L      | 68-78     |
| 3/7            | NC State *             | W      | 72-64     |
| 3/12           | vs. Virginia Tech !    | L      | 47-65     |
| 3/18           | at Providence \$       | W      | 78-66     |
| 3/20           | at Florida \$          | L      | 60-74     |
| Season Totals: |                        |        | 2325-2123 |

^ Paradise Jam | @ ACC/Big Ten Challenge  
\* ACC Game | ! ACC Tournament  
\$ National Invitation Tournament

| NO. | PLAYER         | POS. | YR.  |
|-----|----------------|------|------|
| 00  | Jimmy Graham   | F    | SR   |
| 1   | Lance Hurdle   | G    | SR   |
| 5   | Eddie Rios     | G    | SO   |
| 20  | Cyrus McGowan  | F    | JR   |
| 21  | Dwayne Collins | F    | JR   |
| 23  | James Dews     | G    | JR   |
| 25  | Ryan Quiglar   | G    | FR   |
| 30  | Adrian Thomas  | F    | JR-R |
| 31  | DeQuan Jones   | G/F  | FR   |
| 32  | Brian Asbury   | F    | SR   |
| 33  | Jack McClinton | G    | SR   |
| 45  | Julian Gamble  | C    | FR   |



# HURRICANE HEAD COACHES

## YEAR-BY-YEAR COACHING RECORDS

| Year          | W                     | L          | PCT         | Points<br>Miami | Scored<br>Opp. | Head Coach       |
|---------------|-----------------------|------------|-------------|-----------------|----------------|------------------|
| 1926-27*      | 7                     | 1          | .875        | 348             | 170            | Art Webb         |
| 1927-28       | 8                     | 4          | .667        | 406             | 310            | Art Webb         |
| 1928-29       | 13                    | 6          | .684        | 670             | 419            | Tom McCann       |
| 1929-30       | No team               |            |             |                 |                |                  |
| 1930-31       | 3                     | 7          | .300        | 252             | 331            | Art Webb         |
| 1931-32#      | 17                    | 1          | .944        | 816             | 456            | Tom McCann       |
| 1932-38       | No team               |            |             |                 |                |                  |
| 1938-39       | 4                     | 6          | .400        | 372             | 422            | Hart Morris      |
| 1939-40       | 8                     | 12         | .400        | 716             | 824            | Hart Morris      |
| 1940-41       | 10                    | 6          | .625        | 707             | 654            | Hart Morris      |
| 1941-42       | 9                     | 7          | .563        | 628             | 570            | Hart Morris      |
| 1942-45       | Results Not Available |            |             |                 |                |                  |
| 1945-46       | 8                     | 5          | .615        | 560             | 568            | W.H. Steers      |
| 1946-47       | 20                    | 7          | .769        | 1,400           | 1,192          | Hart Morris      |
| 1947-48       | 11                    | 7          | .611        | 997             | 902            | Hart Morris      |
| 1948-49       | 19                    | 8          | .704        | 1,633           | 1,515          | Hart Morris      |
| 1949-50       | 14                    | 9          | .609        | 1,446           | 1,393          | Hart Morris      |
| 1950-51       | 10                    | 12         | .455        | 1,487           | 1,520          | Hart Morris      |
| 1951-52       | 14                    | 8          | .636        | 1,687           | 1,438          | Hart Morris      |
| 1952-53       | 9                     | 12         | .429        | 1,503           | 1,502          | Dave Wike        |
| 1953-54       | 5                     | 10         | .333        | 1,015           | 1,161          | Dave Wike        |
| 1954-55       | 9                     | 11         | .450        | 1,555           | 1,544          | Bruce Hale       |
| 1955-56       | 14                    | 12         | .539        | 2,170           | 2,115          | Bruce Hale       |
| 1956-57       | 13                    | 13         | .500        | 2,029           | 2,167          | Bruce Hale       |
| 1957-58       | 14                    | 8          | .636        | 1,741           | 1,641          | Bruce Hale       |
| 1958-59       | 18                    | 7          | .720        | 2,190           | 2,029          | Bruce Hale       |
| 1959-60       | 23                    | 4          | .852        | 2,427           | 2,192          | Bruce Hale       |
| 1960-61       | 20                    | 7          | .741        | 2,230           | 2,036          | Bruce Hale       |
| 1961-62       | 14                    | 12         | .539        | 2,069           | 2,045          | Bruce Hale       |
| 1962-63       | 23                    | 5          | .821        | 2,509           | 2,201          | Bruce Hale       |
| 1963-64       | 20                    | 7          | .741        | 2,575           | 2,352          | Bruce Hale       |
| 1964-65       | 22                    | 4          | .846        | 2,558           | 2,190          | Bruce Hale       |
| 1965-66       | 15                    | 11         | .577        | 2,271           | 2,208          | Bruce Hale       |
| 1966-67       | 15                    | 11         | .577        | 2,126           | 2,091          | Bruce Hale       |
| 1967-68       | 17                    | 11         | .607        | 2,368           | 2,419          | Ron Godfrey      |
| 1968-69       | 14                    | 10         | .583        | 1,985           | 2,048          | Ron Godfrey      |
| 1969-70       | 9                     | 17         | .346        | 2,293           | 2,521          | Ron Godfrey      |
| 1970-71       | 7                     | 19         | .269        | 2,143           | 2,373          | Ron Godfrey      |
| 1971-85       | No team               |            |             |                 |                |                  |
| 1985-86       | 14                    | 14         | .500        | 2,006           | 2,131          | Bill Foster      |
| 1986-87       | 15                    | 16         | .491        | 2,332           | 2,335          | Bill Foster      |
| 1987-88       | 17                    | 14         | .548        | 2,453           | 2,400          | Bill Foster      |
| 1988-89       | 19                    | 12         | .613        | 2,809           | 2,778          | Bill Foster      |
| 1989-90       | 13                    | 15         | .464        | 2,014           | 2,132          | Bill Foster      |
| 1990-91       | 9                     | 19         | .321        | 2,027           | 2,078          | Leonard Hamilton |
| 1991-92       | 8                     | 24         | .250        | 1,941           | 2,160          | Leonard Hamilton |
| 1992-93       | 10                    | 17         | .370        | 1,929           | 2,004          | Leonard Hamilton |
| 1993-94       | 7                     | 20         | .259        | 1,690           | 1,909          | Leonard Hamilton |
| 1994-95       | 15                    | 13         | .536        | 1,831           | 1,888          | Leonard Hamilton |
| 1995-96       | 15                    | 13         | .536        | 1,883           | 1,873          | Leonard Hamilton |
| 1996-97       | 16                    | 13         | .552        | 1,887           | 1,821          | Leonard Hamilton |
| 1997-98       | 18                    | 10         | .642        | 1,962           | 1,836          | Leonard Hamilton |
| 1998-99       | 23                    | 7          | .767        | 2,178           | 1,950          | Leonard Hamilton |
| 1999-00       | 23                    | 11         | .676        | 2,346           | 2,127          | Leonard Hamilton |
| 2000-01       | 16                    | 13         | .552        | 2,039           | 1,963          | Perry Clark      |
| 2001-02       | 24                    | 8          | .750        | 2,395           | 2,156          | Perry Clark      |
| 2002-03       | 11                    | 17         | .393        | 1,956           | 1,924          | Perry Clark      |
| 2003-04       | 14                    | 16         | .467        | 2,148           | 2,067          | Perry Clark      |
| 2004-05       | 16                    | 13         | .551        | 2,071           | 2,020          | Frank Haith      |
| 2005-06       | 18                    | 16         | .529        | 2,308           | 2,213          | Frank Haith      |
| 2006-07       | 12                    | 20         | .375        | 2,279           | 2,332          | Frank Haith      |
| 2007-08       | 23                    | 11         | .676        | 2,542           | 2,309          | Frank Haith      |
| 2008-09       | 19                    | 13         | .594        | 2,325           | 2,123          | Frank Haith      |
| <b>Totals</b> | <b>831</b>            | <b>642</b> | <b>.564</b> | <b>107,581</b>  | <b>102,048</b> |                  |

\* First year UM played all freshmen opponents | # Played no senior colleges



**BRUCE HALE's** 220 victories are the most by a UM head coach.



**BILL FOSTER** guided Miami back onto the hardwood after a 14-year hiatus.

## YEAR-BY-YEAR COACH, SEASONS

| Coach, Seasons               | Years            | Won        | Lost       | Pct.        |
|------------------------------|------------------|------------|------------|-------------|
| Art Webb, 3 seasons          | 1926-28, 1930-31 | 18         | 12         | .600        |
| Tom McCann, 2 seasons        | 1928-29, 1931-32 | 30         | 7          | .811        |
| Hart Morris, 10 seasons      | 1938-42, 1946-52 | 119        | 82         | .592        |
| W.H. Steers, 1 season        | 1945-46          | 8          | 5          | .615        |
| Dave Wike, 2 seasons         | 1952-54          | 14         | 22         | .389        |
| Bruce Hale, 13 seasons       | 1954-67          | 220        | 112        | .663        |
| Ron Godfrey, 4 seasons       | 1967-71          | 47         | 57         | .452        |
| Bill Foster, 5 seasons       | 1985-90          | 78         | 71         | .523        |
| Leonard Hamilton, 10 seasons | 1990-00          | 144        | 147        | .495        |
| Perry Clark, 4 seasons       | 2000-04          | 65         | 54         | .546        |
| Frank Haith, 5 seasons       | 2004-Present     | 88         | 73         | .547        |
| <b>Totals, 59 Seasons</b>    | <b>1926-2009</b> | <b>831</b> | <b>642</b> | <b>.564</b> |



In just five seasons at the helm, **FRANK HAITH** has more postseason wins than any other men's basketball coach in Miami history and is tied for second place with Bruce Hale in guiding the Hurricanes to four postseason appearances.

# 1,000 POINT CLUB

## 1. RICK BARRY (1962-65)

**2,298**

| Year  | GP | FG-FGA   | Pct  | 3FG-FGA | Pct | FT-FTA  | Pct  | Pts-Avg   |
|-------|----|----------|------|---------|-----|---------|------|-----------|
| 62-63 | 24 | 162-341  | .475 | —       | —   | 131-158 | .829 | 455-19.0  |
| 63-64 | 27 | 314-572  | .549 | —       | —   | 242-287 | .843 | 870-32.1  |
| 64-65 | 26 | 340-651  | .522 | —       | —   | 292-341 | .859 | 973-37.4  |
| TOTAL | 77 | 816-1564 | .522 | —       | —   | 665-786 | .846 | 2298-29.8 |



## 2. ERIC BROWN (1985-89)

**2,270**

| Year  | GP  | FG-FGA   | Pct  | 3FG-FGA | Pct  | FT-FTA  | Pct  | Pts-Avg   |
|-------|-----|----------|------|---------|------|---------|------|-----------|
| 85-86 | 28  | 174-346  | .503 | —       | —    | 112-156 | .718 | 460-16.4  |
| 86-87 | 31  | 183-388  | .472 | 14-38   | .368 | 114-145 | .786 | 494-15.9  |
| 87-88 | 30  | 193-333  | .580 | 4-13    | .308 | 161-229 | .703 | 551-18.4  |
| 88-89 | 31  | 255-437  | .584 | 9-32    | .281 | 246-310 | .794 | 765-24.7  |
| TOTAL | 120 | 805-1504 | .535 | 27-83   | .325 | 633-840 | .754 | 2270-18.9 |



## 3. DON CURNUTT (1967-70)

**2,006**

| Year  | GP | FG-FGA   | Pct  | 3FG-FGA | Pct | FT-FTA  | Pct  | Pts-Avg   |
|-------|----|----------|------|---------|-----|---------|------|-----------|
| 67-68 | 28 | 268-559  | .480 | —       | —   | 99-120  | .825 | 635-22.7  |
| 68-69 | 24 | 262-613  | .428 | —       | —   | 138-170 | .812 | 662-27.6  |
| 69-70 | 25 | 283-644  | .439 | —       | —   | 143-166 | .861 | 709-28.4  |
| TOTAL | 77 | 813-1816 | .448 | —       | —   | 380-456 | .833 | 2006-26.1 |



## 4. DARIUS RICE (2000-04)

**1,865**


| Year  | GP  | FG-FGA   | Pct  | 3FG-FGA | Pct  | FT-FTA  | Pct  | Pts-Avg   |
|-------|-----|----------|------|---------|------|---------|------|-----------|
| 00-01 | 29  | 140-352  | .398 | 62-183  | .339 | 67-93   | .720 | 409-14.1  |
| 01-02 | 32  | 155-405  | .383 | 76-208  | .365 | 92-115  | .800 | 478-14.9  |
| 02-03 | 27  | 170-399  | .426 | 67-184  | .364 | 99-129  | .767 | 506-18.7  |
| 03-04 | 28  | 166-408  | .407 | 55-180  | .306 | 85-106  | .802 | 472-16.9  |
| TOTAL | 116 | 631-1564 | .403 | 260-755 | .344 | 343-443 | .774 | 1865-16.1 |



## 5. ROBERT HITE (2002-06)

**1,717**


| Year  | GP  | FG-FGA   | Pct  | 3FG-FGA | Pct  | FT-FTA  | Pct  | Pts-Avg   |
|-------|-----|----------|------|---------|------|---------|------|-----------|
| 02-03 | 28  | 74-187   | .396 | 20-62   | .323 | 35-41   | .854 | 203-7.3   |
| 03-04 | 30  | 168-344  | .488 | 51-135  | .378 | 68-79   | .861 | 455-15.2  |
| 04-05 | 29  | 178-429  | .417 | 72-189  | .381 | 71-82   | .866 | 501-17.3  |
| 05-06 | 34  | 201-446  | .451 | 85-207  | .411 | 71-87   | .816 | 558-16.4  |
| TOTAL | 121 | 622-1406 | .442 | 228-593 | .384 | 245-289 | .848 | 1717-14.2 |



## 6. TIM JAMES (1995-1999)

**1,713**

| Year  | GP  | FG-FGA   | Pct  | 3FG-FGA | Pct  | FT-FTA  | Pct  | Pts-Avg   |
|-------|-----|----------|------|---------|------|---------|------|-----------|
| 95-96 | 28  | 117-221  | .529 | 2-6     | .333 | 46-85   | .541 | 282-10.1  |
| 96-97 | 29  | 165-380  | .434 | 2-8     | .250 | 73-120  | .608 | 405-14.0  |
| 97-98 | 28  | 184-379  | .485 | 4-17    | .235 | 97-144  | .674 | 469-16.8  |
| 98-99 | 30  | 215-451  | .477 | 12-41   | .293 | 115-165 | .697 | 557-18.6  |
| TOTAL | 115 | 681-1431 | .476 | 20-72   | .278 | 331-514 | .644 | 1713-14.9 |



## 7. JACK McCLINTON (2006-09)

**1,702**


| Year  | GP | FG-FGA   | Pct  | 3FG-FGA | Pct  | FT-FTA  | Pct  | Pts-Avg   |
|-------|----|----------|------|---------|------|---------|------|-----------|
| 06-07 | 31 | 163-403  | .404 | 91-207  | .440 | 102-114 | .895 | 519-16.7  |
| 07-08 | 32 | 179-418  | .428 | 94-220  | .427 | 114-124 | .919 | 566-17.7  |
| 08-09 | 32 | 200-445  | .449 | 101-223 | .453 | 116-131 | .885 | 617-19.3  |
| TOTAL | 95 | 542-1266 | .428 | 286-650 | .440 | 332-369 | .900 | 1702-17.9 |



## 8. DENNIS BURNS (1985-89)

**1,594**


| Year  | GP  | FG-FGA   | Pct  | 3FG-FGA | Pct  | FT-FTA  | Pct  | Pts-Avg   |
|-------|-----|----------|------|---------|------|---------|------|-----------|
| 85-86 | 28  | 172-361  | .476 | —       | —    | 35-60   | .583 | 379-13.5  |
| 86-87 | 29  | 103-236  | .436 | 1-10    | .100 | 36-61   | .590 | 243-8.4   |
| 87-88 | 31  | 203-400  | .508 | 5-29    | .172 | 67-106  | .632 | 478-15.4  |
| 88-89 | 31  | 212-412  | .515 | 3-5     | .600 | 67-104  | .644 | 494-15.9  |
| TOTAL | 119 | 690-1409 | .490 | 9-44    | .205 | 205-331 | .619 | 1594-13.4 |



## 9. DICK HICKOX (1958-61)

**1,529**

| Year  | GP | FG-FGA   | Pct  | 3FG-FGA | Pct | FT-FTA  | Pct  | Pts-Avg   |
|-------|----|----------|------|---------|-----|---------|------|-----------|
| 58-59 | 25 | 161-378  | .426 | —       | —   | 131-162 | .809 | 453-18.1  |
| 59-60 | 27 | 219-460  | .476 | —       | —   | 158-198 | .798 | 596-22.1  |
| 60-61 | 27 | 180-437  | .412 | —       | —   | 120-152 | .788 | 480-17.8  |
| TOTAL | 79 | 560-1275 | .439 | —       | —   | 409-512 | .799 | 1529-19.4 |



## 10. JOHNNY HEMSLEY (1996-00)

**1,497**


| Year  | GP  | FG-FGA   | Pct  | 3FG-FGA | Pct  | FT-FTA  | Pct  | Pts-Avg   |
|-------|-----|----------|------|---------|------|---------|------|-----------|
| 96-97 | 24  | 30-87    | .345 | 4-16    | .250 | 19-24   | .792 | 83-3.5    |
| 97-98 | 24  | 123-300  | .410 | 26-96   | .271 | 66-84   | .786 | 338-14.1  |
| 98-99 | 30  | 183-408  | .449 | 70-175  | .400 | 98-125  | .784 | 534-17.8  |
| 99-00 | 30  | 194-488  | .398 | 64-200  | .320 | 90-106  | .849 | 542-18.1  |
| TOTAL | 108 | 530-1283 | .413 | 164-487 | .337 | 273-339 | .805 | 1497-13.9 |



## 11. GUILLERMO DIAZ (2003-06)

**1,477**


| Year  | GP | FG-FGA   | Pct  | 3FG-FGA | Pct  | FT-FTA  | Pct  | Pts-Avg   |
|-------|----|----------|------|---------|------|---------|------|-----------|
| 03-04 | 30 | 132-268  | .493 | 35-76   | .461 | 54-77   | .701 | 353-11.8  |
| 04-05 | 29 | 190-417  | .456 | 61-168  | .363 | 97-137  | .708 | 538-18.6  |
| 05-06 | 34 | 194-467  | .415 | 78-214  | .364 | 120-152 | .789 | 586-17.2  |
| TOTAL | 93 | 516-1152 | .448 | 174-458 | .380 | 271-366 | .740 | 1477-15.9 |



## 12. STEVEN EDWARDS (1992-96)

**1,393**

| Year  | GP  | FG-FGA   | Pct  | 3FG-FGA | Pct  | FT-FTA  | Pct  | Pts-Avg   |
|-------|-----|----------|------|---------|------|---------|------|-----------|
| 92-93 | 27  | 127-304  | .418 | 79-207  | .382 | 97-140  | .693 | 430-15.9  |
| 93-94 | 27  | 76-213   | .357 | 57-164  | .348 | 34-56   | .607 | 243-9.0   |
| 94-95 | 28  | 102-285  | .358 | 64-195  | .328 | 91-118  | .771 | 359-12.8  |
| 95-96 | 28  | 114-295  | .386 | 65-200  | .325 | 68-101  | .673 | 361-12.9  |
| TOTAL | 110 | 419-1097 | .382 | 265-766 | .346 | 290-415 | .699 | 1393-12.7 |



## 13. RON GODFREY (1958-61)

**1,384**

| Year  | GP | FG-FGA   | Pct  | 3FG-FGA | Pct | FT-FTA  | Pct  | Pts-Avg   |
|-------|----|----------|------|---------|-----|---------|------|-----------|
| 58-59 | 25 | 149-329  | .453 | —       | —   | 106-143 | .741 | 404-16.2  |
| 59-60 | 27 | 176-389  | .452 | —       | —   | 159-207 | .768 | 511-18.9  |
| 60-61 | 27 | 193-401  | .481 | —       | —   | 83-119  | .698 | 469-17.4  |
| TOTAL | 79 | 518-1119 | .463 | —       | —   | 348-469 | .742 | 1384-17.5 |



## 14. JAMES JONES (1999-03)

**1,356**

| Year  | GP  | FG-FGA   | Pct  | 3FG-FGA | Pct  | FT-FTA  | Pct  | Pts-Avg   |
|-------|-----|----------|------|---------|------|---------|------|-----------|
| 99-00 | 33  | 52-122   | .426 | 10-32   | .313 | 15-18   | .833 | 129-3.9   |
| 00-01 | 29  | 122-285  | .428 | 41-87   | .471 | 60-74   | .811 | 345-11.9  |
| 01-02 | 32  | 133-332  | .401 | 33-105  | .314 | 111-132 | .841 | 410-16.9  |
| 02-03 | 28  | 157-351  | .447 | 40-100  | .400 | 118-142 | .831 | 472-16.9  |
| TOTAL | 122 | 464-1090 | .426 | 124-324 | .383 | 304-366 | .831 | 1356-11.1 |



## 15. MIKE WITTMAN (1964-67)

**1,319**

| Year  | GP | FG-FGA   | Pct  | 3FG-FGA | Pct | FT-FTA  | Pct  | Pts-Avg   |
|-------|----|----------|------|---------|-----|---------|------|-----------|
| 64-65 | 24 | 65-141   | .461 | —       | —   | 37-61   | .726 | 167-7.0   |
| 65-66 | 26 | 208-446  | .466 | —       | —   | 151-206 | .733 | 567-21.8  |
| 66-67 | 26 | 219-453  | .483 | —       | —   | 147-184 | .799 | 585-22.3  |
| TOTAL | 76 | 492-1040 | .473 | —       | —   | 335-451 | .743 | 1319-17.4 |



**JACK McCLINTON** was just the fourth Hurricane to eclipse the 1,000-point mark in his first two seasons, and with 617 points as a senior, he moved up 17 positions to close his Hurricane career as the seventh all-time leading scorer in Miami men's basketball history.

# 1,000 POINT CLUB

## 16. JOE WYLIE (1988-91)

**1,297**

| Year         | GP        | FG-FGA          | Pct         | 3FG-FGA     | Pct         | FT-FTA         | Pct         | Pts-Avg          |
|--------------|-----------|-----------------|-------------|-------------|-------------|----------------|-------------|------------------|
| 88-89        | 25        | 105-202         | .520        | 3-6         | .500        | 55-104         | .529        | 268-10.7         |
| 89-90        | 28        | 210-430         | .488        | 3-11        | .273        | 91-153         | .595        | 514-18.4         |
| 90-91        | 28        | 186-400         | .465        | 0-4         | .000        | 143-194        | .737        | 515-18.4         |
| <b>TOTAL</b> | <b>81</b> | <b>501-1032</b> | <b>.485</b> | <b>6-21</b> | <b>.286</b> | <b>289-451</b> | <b>.641</b> | <b>1297-16.0</b> |



## 17. WILLIE ALLEN (1968-71)

**1,293**

| Year         | GP        | FG-FGA          | Pct         | 3FG-FGA  | Pct      | FT-FTA         | Pct         | Pts-Avg          |
|--------------|-----------|-----------------|-------------|----------|----------|----------------|-------------|------------------|
| 68-69        | 24        | 134-300         | .447        | —        | —        | 84-138         | .609        | 352-14.7         |
| 69-70        | 26        | 164-356         | .461        | —        | —        | 116-188        | .617        | 444-17.1         |
| 70-71        | 25        | 184-404         | .455        | —        | —        | 129-227        | .568        | 497-19.9         |
| <b>TOTAL</b> | <b>75</b> | <b>482-1060</b> | <b>.455</b> | <b>—</b> | <b>—</b> | <b>329-553</b> | <b>.595</b> | <b>1293-17.2</b> |



## 18. JOHN SALMONS (1998-2002)

**1,287**

| Year         | GP         | FG-FGA         | Pct         | 3FG-FGA       | Pct         | FT-FTA         | Pct         | Pts-Avg          |
|--------------|------------|----------------|-------------|---------------|-------------|----------------|-------------|------------------|
| 98-99        | 29         | 61-127         | .480        | 10-41         | .244        | 29-40          | .725        | 161-5.6          |
| 99-00        | 34         | 109-240        | .454        | 29-85         | .341        | 73-92          | .793        | 320-9.4          |
| 00-01        | 29         | 137-289        | .474        | 25-71         | .352        | 88-111         | .793        | 387-13.3         |
| 01-02        | 32         | 137-297        | .461        | 22-71         | .310        | 123-146        | .842        | 419-13.1         |
| <b>TOTAL</b> | <b>124</b> | <b>444-953</b> | <b>.466</b> | <b>86-268</b> | <b>.321</b> | <b>313-389</b> | <b>.805</b> | <b>1287-10.4</b> |



## 19. MIKE McCOY (1960-63)

**1,231**

| Year         | GP        | FG-FGA          | Pct         | 3FG-FGA  | Pct      | FT-FTA         | Pct         | Pts-Avg          |
|--------------|-----------|-----------------|-------------|----------|----------|----------------|-------------|------------------|
| 60-61        | 27        | 88-197          | .446        | —        | —        | 33-61          | .541        | 209-7.7          |
| 61-62        | 26        | 199-485         | .410        | —        | —        | 70-122         | .574        | 468-18.0         |
| 62-63        | 28        | 237-530         | .447        | —        | —        | 80-132         | .606        | 554-19.8         |
| <b>TOTAL</b> | <b>81</b> | <b>524-1212</b> | <b>.432</b> | <b>—</b> | <b>—</b> | <b>183-315</b> | <b>.581</b> | <b>1231-15.2</b> |



## 20. MARIO BLAND (1996-00)

**1,199**

| Year         | GP         | FG-FGA         | Pct         | 3FG-FGA      | Pct         | FT-FTA         | Pct         | Pts-Avg          |
|--------------|------------|----------------|-------------|--------------|-------------|----------------|-------------|------------------|
| 96-97        | 29         | 48-100         | .480        | 0-0          | .000        | 22-37          | .595        | 118-4.1          |
| 97-98        | 27         | 122-200        | .610        | 0-2          | .000        | 70-117         | .598        | 314-11.6         |
| 98-99        | 30         | 125-212        | .590        | 6-11         | .545        | 81-124         | .653        | 337-11.2         |
| 99-00        | 34         | 155-328        | .473        | 4-24         | .167        | 116-159        | .730        | 430-12.6         |
| <b>TOTAL</b> | <b>120</b> | <b>450-840</b> | <b>.536</b> | <b>10-37</b> | <b>.270</b> | <b>289-437</b> | <b>.661</b> | <b>1199-10.0</b> |



## 21. GENE STAGE (1955-58)

**1,192**

| Year         | GP        | FG-FGA          | Pct         | 3FG-FGA  | Pct      | FT-FTA         | Pct         | Pts-Avg          |
|--------------|-----------|-----------------|-------------|----------|----------|----------------|-------------|------------------|
| 55-56        | 26        | 155-353         | .439        | —        | —        | 68-100         | .680        | 378-14.5         |
| 56-57        | 26        | 158-375         | .421        | —        | —        | 145-186        | .779        | 461-17.7         |
| 57-58        | 22        | 137-303         | .452        | —        | —        | 79-103         | .767        | 353-16.1         |
| <b>TOTAL</b> | <b>74</b> | <b>450-1031</b> | <b>.436</b> | <b>—</b> | <b>—</b> | <b>292-389</b> | <b>.751</b> | <b>1192-16.1</b> |



## 22. RUSTY PARKER (1965-68)

**1,190**


| Year         | GP        | FG-FGA         | Pct         | 3FG-FGA  | Pct      | FT-FTA         | Pct         | Pts-Avg          |
|--------------|-----------|----------------|-------------|----------|----------|----------------|-------------|------------------|
| 65-66        | 26        | 140-254        | .551        | —        | —        | 63-97          | .650        | 343-13.2         |
| 66-67        | 26        | 118-255        | .463        | —        | —        | 53-75          | .726        | 289-12.6         |
| 67-68        | 28        | 214-406        | .527        | —        | —        | 130-162        | .802        | 558-19.9         |
| <b>TOTAL</b> | <b>80</b> | <b>472-915</b> | <b>.516</b> | <b>—</b> | <b>—</b> | <b>246-334</b> | <b>.737</b> | <b>1190-14.9</b> |



## 23. KEVIN PRESTO (1985-89)

**1,156**

| Year         | GP         | FG-FGA         | Pct         | 3FG-FGA        | Pct         | FT-FTA         | Pct         | Pts-Avg         |
|--------------|------------|----------------|-------------|----------------|-------------|----------------|-------------|-----------------|
| 85-86        | 28         | 117-253        | .462        | —              | —           | 57-70          | .814        | 291-10.4        |
| 86-87        | 31         | 96-239         | .402        | 69-170         | .406        | 70-78          | .897        | 331-10.7        |
| 87-88        | 31         | 81-200         | .405        | 47-125         | .376        | 56-60          | .933        | 265-8.5         |
| 88-89        | 31         | 82-219         | .374        | 54-158         | .342        | 51-61          | .836        | 269-8.7         |
| <b>TOTAL</b> | <b>121</b> | <b>376-911</b> | <b>.413</b> | <b>170-453</b> | <b>.375</b> | <b>234-269</b> | <b>.870</b> | <b>1156-9.6</b> |



## 24. CONSTANTIN POPA (1991-1995)

**1,132**


| Year         | GP         | FG-FGA         | Pct         | 3FG-FGA    | Pct         | FT-FTA         | Pct         | Pts-Avg          |
|--------------|------------|----------------|-------------|------------|-------------|----------------|-------------|------------------|
| 91-92        | 32         | 81-187         | .433        | 0-1        | .000        | 54-100         | .540        | 216-6.8          |
| 92-93        | 27         | 145-275        | .527        | 0-0        | .000        | 66-111         | .595        | 356-13.2         |
| 93-94        | 27         | 100-216        | .463        | 0-0        | .000        | 47-67          | .701        | 247-9.1          |
| 94-95        | 27         | 126-239        | .527        | 0-0        | .000        | 61-84          | .726        | 313-11.6         |
| <b>TOTAL</b> | <b>113</b> | <b>452-917</b> | <b>.493</b> | <b>0-1</b> | <b>.000</b> | <b>228-362</b> | <b>.630</b> | <b>1132-10.0</b> |



## 25. WHITEY CAMPBELL (1946-50)

**1,076**

| Year  | GP | FG-FGA | Pct | 3FG-FGA | Pct | FT-FTA | Pct | Pts-Avg |
|-------|----|--------|-----|---------|-----|--------|-----|---------|
| 46-50 | —  | 417    | —   | —       | —   | 134    | —   | 1076    |



**WILLIE ALLEN** received a \$500,000 "genius" grant from the MacArthur Foundation in 2008 for his work with his non-profit group, Growing Power, which is transforming the cultivation, production and delivery of healthy food to underserved, urban populations.

## 26. JULIE COHEN (1959-62)

**1,042**

| Year         | GP        | FG-FGA         | Pct         | 3FG-FGA  | Pct      | FT-FTA         | Pct         | Pts-Avg          |
|--------------|-----------|----------------|-------------|----------|----------|----------------|-------------|------------------|
| 59-60        | 27        | 120-300        | .400        | —        | —        | 99-152         | .651        | 339-12.6         |
| 60-61        | 27        | 132-275        | .480        | —        | —        | 62-95          | .653        | 326-12.1         |
| 61-62        | 26        | 136-329        | .414        | —        | —        | 105-143        | .734        | 377-14.5         |
| <b>TOTAL</b> | <b>80</b> | <b>388-904</b> | <b>.429</b> | <b>—</b> | <b>—</b> | <b>266-390</b> | <b>.682</b> | <b>1042-13.0</b> |



## 27. DICK MIANI (1952-56)

**1,042**


| Year  | GP | FG-FGA | Pct | 3FG-FGA | Pct | FT-FTA | Pct | Pts-Avg |
|-------|----|--------|-----|---------|-----|--------|-----|---------|
| 52-56 | —  | 392    | —   | —       | —   | 258    | —   | 1042    |



## 28. JEROME SCOTT (1988-92)

**1,038**

| Year         | GP         | FG-FGA         | Pct         | 3FG-FGA       | Pct         | FT-FTA         | Pct         | Pts-Avg          |
|--------------|------------|----------------|-------------|---------------|-------------|----------------|-------------|------------------|
| 88-89        | 17         | 19-53          | .358        | 6-18          | .333        | 11-21          | .524        | 55-3.2           |
| 89-90        | 27         | 89-207         | .430        | 19-62         | .306        | 43-65          | .662        | 240-8.9          |
| 90-91        | 28         | 129-305        | .423        | 33-86         | .384        | 81-114         | .711        | 372-13.3         |
| 91-92        | 32         | 122-308        | .396        | 27-80         | .338        | 100-142        | .704        | 371-11.6         |
| <b>TOTAL</b> | <b>104</b> | <b>359-873</b> | <b>.411</b> | <b>85-246</b> | <b>.346</b> | <b>235-342</b> | <b>.687</b> | <b>1038-10.0</b> |




## 29. RICK JONES (1964-67)

**1,029**

| Year         | GP        | FG-FGA         | Pct         | 3FG-FGA  | Pct      | FT-FTA         | Pct         | Pts-Avg          |
|--------------|-----------|----------------|-------------|----------|----------|----------------|-------------|------------------|
| 64-65        | 26        | 100-257        | .389        | —        | —        | 56-70          | .800        | 256-9.9          |
| 65-66        | 26        | 160-381        | .420        | —        | —        | 134-153        | .876        | 454-17.5         |
| 66-67        | 26        | 114-293        | .388        | —        | —        | 91-114         | .798        | 319-12.3         |
| <b>TOTAL</b> | <b>78</b> | <b>374-931</b> | <b>.402</b> | <b>—</b> | <b>—</b> | <b>281-337</b> | <b>.834</b> | <b>1029-13.2</b> |




# ALL-AMERICANS



**DICK HICKOX, 1960**  
AP Second Team, UPI Second Team

| YEAR          | GP        | FG-FGA          | FG%         | FT-FTA         | FT%         | REB        | RPG        | PTS         | PPG         |
|---------------|-----------|-----------------|-------------|----------------|-------------|------------|------------|-------------|-------------|
| 1958-59       | 25        | 161-378         | .426        | 131-162        | .809        | 98         | 3.9        | 453         | 18.1        |
| 1959-60       | 27        | 219-460         | .476        | 158-198        | .798        | 100        | 3.7        | 596         | 22.1        |
| 1960-61       | 27        | 180-437         | .412        | 120-152        | .788        | 138        | 5.1        | 480         | 17.8        |
| <b>TOTALS</b> | <b>79</b> | <b>560-1275</b> | <b>.439</b> | <b>409-512</b> | <b>.799</b> | <b>336</b> | <b>4.3</b> | <b>1529</b> | <b>19.4</b> |




**RICK BARRY, 1965**  
Consensus First Team

| YEAR          | GP        | FG-FGA          | FG%         | FT-FTA         | FT%         | REB         | RPG         | PTS         | PPG         |
|---------------|-----------|-----------------|-------------|----------------|-------------|-------------|-------------|-------------|-------------|
| 1962-63       | 24        | 162-341         | .475        | 131-158        | .829        | 351         | 14.6        | 455         | 19.0        |
| 1963-64       | 27        | 314-572         | .549        | 242-287        | .843        | 448         | 16.6        | 870         | 32.1        |
| 1964-65       | 26        | 340-651         | .522        | 292-341        | .859        | 475         | 18.3        | 973         | 37.4        |
| <b>TOTALS</b> | <b>77</b> | <b>816-1564</b> | <b>.522</b> | <b>665-786</b> | <b>.846</b> | <b>1274</b> | <b>16.5</b> | <b>2298</b> | <b>29.8</b> |



**DON CURNUTT, 1970**  
AP Second Team, UPI Second Team

| YEAR          | GP        | FG-FGA          | FG%         | FT-FTA         | FT%         | REB        | RPG        | PTS         | PPG         |
|---------------|-----------|-----------------|-------------|----------------|-------------|------------|------------|-------------|-------------|
| 1967-68       | 28        | 268-559         | .480        | 99-120         | .825        | 64         | 2.3        | 635         | 22.7        |
| 1968-69       | 24        | 262-613         | .428        | 138-170        | .812        | 72         | 3.0        | 662         | 27.6        |
| 1969-70       | 25        | 283-644         | .439        | 143-166        | .861        | 54         | 2.2        | 709         | 28.4        |
| <b>TOTALS</b> | <b>77</b> | <b>813-1816</b> | <b>.448</b> | <b>380-456</b> | <b>.833</b> | <b>190</b> | <b>2.5</b> | <b>2006</b> | <b>26.1</b> |



**TIM JAMES, 1999**  
AP Third Team, NABC Third Team


| YEAR          | GP         | FG-FGA          | FG%         | 3FG-3FGA     | 3FG%        | FT-FTA         | FT%         | REB        | RPG        | PTS         | PPG         |
|---------------|------------|-----------------|-------------|--------------|-------------|----------------|-------------|------------|------------|-------------|-------------|
| 1995-96       | 28         | 117-221         | .529        | 2-6          | .333        | 46-85          | .541        | 151        | 5.4        | 282         | 10.1        |
| 1996-97       | 29         | 165-380         | .434        | 2-8          | .250        | 73-120         | .608        | 196        | 6.8        | 405         | 14.0        |
| 1997-98       | 28         | 184-379         | .485        | 4-17         | .235        | 97-144         | .674        | 263        | 9.4        | 469         | 16.8        |
| 1998-99       | 30         | 215-451         | .477        | 12-41        | .293        | 115-165        | .697        | 246        | 8.2        | 557         | 18.6        |
| <b>TOTALS</b> | <b>115</b> | <b>681-1431</b> | <b>.476</b> | <b>20-72</b> | <b>.278</b> | <b>331-514</b> | <b>.644</b> | <b>856</b> | <b>7.4</b> | <b>1713</b> | <b>14.9</b> |



## HURRICANES IN THE DRAFT

### UM PLAYERS SELECTED IN THE NBA DRAFT

| PLAYER          | TEAM                    | YEAR | ROUND-OVERALL PICK       |
|-----------------|-------------------------|------|--------------------------|
| Dick Miani      | New York Knickerbockers | 1956 | Knicks' 10th selection   |
| Mike McCoy      | Detroit Pistons         | 1963 | 3rd Round-21st overall   |
| Rick Barry      | San Francisco Warriors  | 1965 | 1st Round-2nd overall    |
| Mike Wittman    | St. Louis Hawks         | 1967 | 5th Round-49th overall   |
| Rusty Parker    | Atlanta Hawks           | 1968 | 5th Round-61st overall   |
| Bill Soens      | Philadelphia 76ers      | 1968 | 11th Round-145th overall |
| Don Curnutt     | New York Knickerbockers | 1970 | 10th Round-170th overall |
| Wayne Canady    | Portland Trail Blazers  | 1970 | 15th Round-218th overall |
| Willie Allen    | Baltimore Bullets       | 1971 | 4th Round-60th overall   |
| Tito Horford    | Milwaukee Bucks         | 1988 | 2nd Round-39th overall   |
| Joe Wylie       | Los Angeles Clippers    | 1991 | 2nd Round-38th overall   |
| Constantin Popa | Los Angeles Clippers    | 1995 | 2nd Round-53rd overall   |
| Tim James       | Miami Heat              | 1999 | 1st Round-25th overall   |
| John Salmons    | San Antonio Spurs       | 2002 | 1st Round-26th overall   |
| James Jones     | Indiana Pacers          | 2003 | 2nd Round-49th overall   |
| Guillermo Diaz  | Los Angeles Clippers    | 2006 | 2nd Round-52nd overall   |
| Jack McClinton  | San Antonio Spurs       | 2009 | 2nd Round-51st overall   |



**JOHN SALMONS** averaged 18.1 points, 4.4 rebounds and 2.3 assists per game for the Chicago Bulls during the 2009 NBA Playoffs, including a 35-point outing versus the Celtics.



In 1999, **TIM JAMES** was selected in the first round of the NBA Draft by the Miami Heat.

### UM PLAYERS SELECTED IN THE ABA DRAFT

| PLAYER       | TEAM             | YEAR | ROUND      |
|--------------|------------------|------|------------|
| Mike Wittman | Anaheim Amigos   | 1967 | 12th Round |
| Bill Soens   | New York Nets    | 1968 | 10th Round |
| Rusty Parker | Oakland Oaks     | 1968 | 8th Round  |
| Don Curnutt  | Indiana Pacers   | 1970 | 7th Round  |
| Willie Allen | Miami Floridians | 1971 | 12th Round |



**JACK McCLINTON** was selected in the second round of the 2009 NBA Draft by the San Antonio Spurs becoming the 17th Hurricane to be drafted by an NBA team.

# CONFERENCE HONOR ROLL



Two-time First Team All-ACC selection **JACK MCCLINTON** was also a three-time ACC All-Academic Team honoree.

## FIRST TEAM ALL-ACC

|                |         |
|----------------|---------|
| Jack McClinton | 2007-08 |
| Jack McClinton | 2008-09 |

## SECOND TEAM ALL-ACC

|                |         |
|----------------|---------|
| Guillermo Diaz | 2004-05 |
| Guillermo Diaz | 2005-06 |

## THIRD TEAM ALL-ACC

|                |         |
|----------------|---------|
| Robert Hite    | 2005-06 |
| Jack McClinton | 2006-07 |

## HONORABLE MENTION ALL-ACC

|             |         |
|-------------|---------|
| Robert Hite | 2004-05 |
|-------------|---------|

## ACC ALL-DEFENSIVE TEAM

|              |         |
|--------------|---------|
| Anthony King | 2004-05 |
|--------------|---------|

## ACC ALL-ACADEMIC TEAM

|                |         |
|----------------|---------|
| Brian Asbury   | 2005-06 |
| Jimmy Graham   | 2005-06 |
| Adrian Thomas  | 2005-06 |
| Jimmy Graham   | 2006-07 |
| Jack McClinton | 2006-07 |
| Jack McClinton | 2007-08 |
| Jack McClinton | 2008-09 |

## ACC PLAYER OF THE WEEK

|                |               |
|----------------|---------------|
| Robert Hite    | Dec. 13, 2004 |
| Guillermo Diaz | Jan. 10, 2005 |
| Jack McClinton | Dec. 4, 2006  |
| Jack McClinton | Dec. 17, 2007 |
| Jack McClinton | Feb. 9, 2009  |

## ACC ROOKIE OF THE WEEK

|                |               |
|----------------|---------------|
| Dwayne Collins | Jan. 22, 2007 |
|----------------|---------------|

## PRESEASON ALL-ACC TEAM

|                |         |
|----------------|---------|
| Jack McClinton | 2008-09 |
|----------------|---------|

## FIRST TEAM ALL-BIG EAST

|                |         |
|----------------|---------|
| Tim James      | 1997-98 |
| Tim James      | 1998-99 |
| Johnny Hemsley | 1998-99 |

## SECOND TEAM ALL-BIG EAST

|                |         |
|----------------|---------|
| Tim James      | 1996-97 |
| Johnny Hemsley | 1999-00 |
| Darius Rice    | 2001-02 |
| John Salmons   | 2001-02 |
| Darius Rice    | 2003-04 |

## THIRD TEAM ALL-BIG EAST

|                 |         |
|-----------------|---------|
| Constantin Popa | 1992-93 |
| Constantin Popa | 1994-95 |
| Mario Bland     | 1999-00 |
| John Salmons    | 2000-01 |
| James Jones     | 2001-02 |
| Darius Rice     | 2002-03 |

## HONORABLE MENTION ALL-BIG EAST

|             |         |
|-------------|---------|
| James Jones | 2002-03 |
|-------------|---------|

## BIG EAST ALL-ROOKIE TEAM

|                |         |
|----------------|---------|
| Steven Edwards | 1992-93 |
| Kevin Norris   | 1994-95 |
| Tim James      | 1995-96 |
| Darius Rice    | 2000-01 |
| Guillermo Diaz | 2003-04 |


## BIG EAST PLAYER OF THE YEAR

|           |         |
|-----------|---------|
| Tim James | 1998-99 |
|-----------|---------|

## DARIUS RICE



## CONFERENCE HONOR ROLL



A two-time First Team All-Big East selection, **TIM JAMES** was named Big East Player of the Year in 1998-99.

### BIG EAST COACH OF THE YEAR

|                  |         |
|------------------|---------|
| Leonard Hamilton | 1994-95 |
| Leonard Hamilton | 1998-99 |

### BIG EAST MOST IMPROVED PLAYER

|                |         |
|----------------|---------|
| Johnny Hemsley | 1998-99 |
|----------------|---------|

### SPORTSMANSHIP AWARD

|              |         |
|--------------|---------|
| John Salmons | 2001-02 |
|--------------|---------|

### BIG EAST ACADEMIC ALL-STAR

|                    |         |
|--------------------|---------|
| Nick Donovan       | 1995-96 |
| Brad Timpf         | 1995-96 |
| Nick Donovan       | 1996-97 |
| Nick Donovan       | 1997-98 |
| Jerry Schlie       | 1998-99 |
| Tarik El-Bassiouni | 1999-00 |
| James Jones        | 1999-00 |
| Jerry Schlie       | 1999-00 |
| Paulo Coelho       | 2000-01 |
| James Jones        | 2000-01 |
| Jerry Schlie       | 2000-01 |
| James Jones        | 2001-02 |
| Jerry Schlie       | 2001-02 |
| James Jones        | 2002-03 |
| Danny Marakovits   | 2002-03 |

### BIG EAST ALL-TOURNAMENT TEAM

|               |      |
|---------------|------|
| Jerome Scott  | 1992 |
| Tim James     | 1999 |
| Marcus Barnes | 2002 |

### BIG EAST PLAYER OF THE WEEK

|                |               |
|----------------|---------------|
| Jamal Johnson  | Dec. 20, 1993 |
| Tim James      | Dec. 16, 1996 |
| Kevin Norris   | Jan. 20, 1997 |
| Tim James      | Nov. 24, 1997 |
| Johnny Hemsley | Jan. 5, 1998  |
| Johnny Hemsley | Dec. 21, 1998 |
| Tim James      | Dec. 28, 1998 |
| Johnny Hemsley | Jan. 4, 1999  |
| Tim James      | Feb. 8, 1999  |
| Tim James      | Feb. 15, 1999 |
| Johnny Hemsley | Feb. 22, 1999 |
| Mario Bland    | Mar. 5, 2000  |
| John Salmons   | Mar. 4, 2001  |
| John Salmons   | Dec. 23, 2001 |
| John Salmons   | Dec. 31, 2001 |
| Darius Rice    | Jan. 28, 2002 |
| Darius Rice    | Jan. 27, 2003 |
| Robert Hite    | Dec. 29, 2003 |


### BIG EAST ROOKIE OF THE WEEK

|                |               |
|----------------|---------------|
| Steven Edwards | Jan. 24, 1993 |
| Steven Edwards | Feb. 14, 1993 |
| Steven Edwards | Feb. 28, 1993 |
| Kevin Norris   | Jan. 16, 1995 |
| Tim James      | Jan. 2, 1996  |
| Tim James      | Jan. 9, 1996  |
| Tim James      | Feb. 26, 1996 |
| Tim James      | Mar. 3, 1996  |
| Marcus Barnes  | Jan. 22, 2001 |
| Darius Rice    | Feb. 19, 2001 |
| Guillermo Diaz | Dec. 8, 2003  |




In 1998-99, **JOHNNY HEMSLEY** was named to the First Team All-Big East and was selected as the league's Most Improved Player.

# HURRICANE LETTERMEN



ERIC BROWN



ALEX FRASER



RON GODFREY



DARIUS RICE

## A-A-A-A

|                   |         |
|-------------------|---------|
| Adams, Brandon    | 1988-92 |
| Angelus, Charles  | 1945-46 |
| Alix, Lou         | 1961-62 |
| Allen, Ken        | 1960-63 |
| Allen, Willie     | 1968-71 |
| Alter, Foster     | 1930-31 |
| Applegate, Bruce  | 1958-61 |
| Arterburn, Harold | 1953-55 |
| Asbury, Brian     | 2005-09 |
| Ashman, Rodger    | 1926-29 |

## B-B-B-B

|                    |                  |
|--------------------|------------------|
| Barker, Chuck      | 1994-96          |
| Barnes, Lucas      | 1996-98          |
| Barnes, Marcus     | 2000-02          |
| Barry, Rick        | 1962-65          |
| Batemon, Glenn     | 2004-05          |
| Bates, John        | 1963-64, 1965-67 |
| Bazil, Alex        | 1940-41          |
| Beckner, Wayne     | 1962-65          |
| Berghoff, Dick     | 1957-58          |
| Berumen, Rafael    | 2001-03          |
| Bland, Mario       | 1996-00          |
| Bleier, Ted        | 1927-29          |
| Boyle, Gene        | 1939-40          |
| Brown, Eric        | 1985-89          |
| Buncum, Omari      | 2006-07          |
| Burdette, Marty    | 1955-58          |
| Burns, Dennis      | 1985-89          |
| Burton, Trevor     | 1989-93          |
| Butler, Lee        | 2004-06          |
| Butts, Bernie      | 1962-64          |
| Byars-Dawson, Mike | 1997-99          |

## C-C-C-C

|                       |                  |
|-----------------------|------------------|
| Caldwell, Justin      | 1989-91          |
| Cambell, Bob "Whitey" | 1946-50          |
| Canaday, Wayne        | 1968-70          |
| Cantrell, Dennis      | 1967-70          |
| Carbonneau, Harold    | 1927-28          |
| Carifeo, George       | 1940-42          |
| Carroll, Bob          | 1947-48          |
| Carson, James         | 1952-55          |
| Catha, Larry          | 1926-29          |
| Chadroff, Sy          | 1949-52          |
| Clark, Adam           | 1991-93          |
| Clark, Clifton        | 1995-97          |
| Clarke, Karron        | 2003-04          |
| Clemente, Denis       | 2005-07          |
| Cobb, Don             | 1947-49          |
| Coelho, João Paulo    | 1998-00, 2001-03 |
| Cohen, Julie          | 1959-62          |
| Collins, Dwayne       | 2006-09          |
| Contreras, Edward     | 1956-59          |
| Copeland, Keaton      | 2004-07          |
| Corcoran, John        | 1938-39          |
| Courtney, Cliff       | 1927-28          |
| Crowe, Luke           | 1930-31          |
| Curcio, Mike          | 1996-98          |
| Curnutt, Don          | 1967-70          |

## D-D-D-D

|                  |                  |
|------------------|------------------|
| Dampier, John    | 1963-65          |
| Davis, Jerry     | 1956-57, 1958-59 |
| Davis, Howard    | 1938-40          |
| Davis, Will      | 1992-97          |
| Dawson, Tim      | 1985-88          |
| Denton, Bob      | 1952-54          |
| Dews, James      | 2006-09          |
| Diaz, Guillermo  | 2003-06          |
| Djahue, Rodrigue | 2000-04          |
| Donovan, Nick    | 1995-99          |
| Douglas, Bob     | 1941-42          |
| Doyle, Keith     | 1945-46          |
| Dunn, Eddie      | 1938-39          |
| Dunn, Mitchell   | 1994-95          |
| Dusewicz, Adam   | 1991-94          |

## E-E-E-E

|                     |                  |
|---------------------|------------------|
| Edwards, Lou        | 1945-47          |
| Edwards, Steven     | 1992-96          |
| El-Bassiouni, Tarik | 1999-00          |
| Elliott, Doug       | 1989-91          |
| Evans, John         | 1928-29, 1930-31 |

## F-F-F-F

|                        |                  |
|------------------------|------------------|
| Ferrara, Tony          | 1947-50          |
| Fisher, Michael        | 1946-47          |
| Focht, Dick            | 1950-51          |
| Franklin, Alfred "Red" | 1927-29          |
| Fraser, Alex           | 1993-97          |
| Frazier, Steve         | 1992-96, 97-98   |
| Friedman, Abe          | 1946-50          |
| Friedman, Mike         | 1955-56          |
| Frisby, William        | 2001-02, 2003-05 |

## G-G-G-G

|                   |         |
|-------------------|---------|
| Gamble, Julian    | 2008-09 |
| Gardner, Joe      | 1956-59 |
| Gardner, Michael  | 1991-94 |
| Gay, Charles      | 1969-70 |
| Gee, Junior       | 1964-67 |
| Gilbert, Lawrence | 2006-07 |
| Glenn, Darrell    | 1985-86 |
| Glover, Landon    | 2006-08 |
| Godfrey, Ron      | 1958-61 |
| Gonzalez, Orlando | 1999-01 |
| Gordon, Joe       | 2000-01 |
| Graham, Jimmy     | 2005-09 |
| Green, Bob        | 1963-67 |
| Green, Tom        | 1967-69 |
| Grist, Joe        | 1949-51 |
| Grob, Charles     | 1963-66 |
| Guimento, Chuck   | 1938-40 |

## H-H-H-H

|                  |                  |
|------------------|------------------|
| Hagan, Arthur    | 1945-46          |
| Hamilton, Gary   | 2002-06          |
| Hamilton, George | 1938-39          |
| Hammond, Dod     | 1959-60          |
| Hanley, Charles  | 1967-68          |
| Hansen, Louis    | 1928-29, 1930-31 |

|                     |         |
|---------------------|---------|
| Harden III, Leonard | 2003-04 |
| Harris, Anthony     | 2003-07 |
| Harris, Lionel      | 1970-71 |
| Harvey, Tim         | 1985-87 |
| Heffer, Larry       | 1961-62 |
| Hemsley, Johnny     | 1996-00 |
| Hickox, Dick        | 1958-61 |
| Hicks, Raymond      | 2004-08 |
| High, Tshombe       | 1993-94 |
| Hilbish, Tom        | 1938-41 |
| Hill, Dan           | 1930-31 |
| Hite, Robert        | 2002-06 |
| Hoban, Gene         | 1954-56 |
| Hocker, Thomas      | 1987-90 |
| Hoffman, Richard    | 1951-53 |
| Holiber, Charles    | 1961-63 |
| Horford, Tito       | 1986-88 |
| Houston, Kevin      | 1998-99 |
| Howard, Lemuel      | 1986-87 |
| Howell, Douglas     | 1953-55 |
| Hubbard, Lee        | 1970-71 |
| Hughes, Bryan       | 1985-87 |
| Hurd, Leroy         | 1999-01 |
| Hurdle, Lance       | 2007-09 |
| Hutslar, Mike       | 1967-70 |

## I-I-I-I

|              |         |
|--------------|---------|
| Ibach, Ervin | 1946-49 |
| Ingemi, Mike | 1947-48 |
| Isles, David | 1994-95 |

## J-J-J-J

|                  |         |
|------------------|---------|
| James, Harvey    | 1945-46 |
| James, Tim       | 1995-99 |
| Jennings, Vernon | 1996-00 |
| Johnson, Jamal   | 1993-94 |
| Jones, DeQuan    | 2008-09 |
| Jones, James     | 1999-03 |
| Jones, Rick      | 1964-67 |
| Jupin, Gene      | 1941-42 |

## K-K-K-K

|                    |                  |
|--------------------|------------------|
| Kahn, Andy         | 1990-91          |
| Kasulin, Al        | 1941-42          |
| Keene, Howard      | 1950-53          |
| Kees, James        | 1940-41          |
| Kessler, Larry     | 1962-63          |
| Kichefski, Robert  | 1954-55          |
| Kieserman, Jim     | 1991-92          |
| King, Anthony      | 2003-06, 2007-08 |
| Kisker, David      | 1970-71          |
| Klein, Richard     | 1970-71          |
| Klima, Edward      | 1953-56          |
| Kojkowski, Stanley | 1955-57          |
| Konel, Dave        | 1939-40          |
| Krutulis, Joe      | 1939-42          |

## L-L-L-L

|                   |         |
|-------------------|---------|
| Landis, Dave      | 1958-60 |
| Law, Rick         | 1969-71 |
| Lawrence, Anthony | 1991-93 |
| Lawrence, Bruce   | 1954-55 |



# HURRICANE LETTERMEN

|                |         |
|----------------|---------|
| Lawrence, Pat  | 1991-94 |
| Lee, Harford   | 1940-41 |
| Leidy, Bob     | 1957-58 |
| Lipchick, Pete | 1945-46 |
| Logan, Reo     | 2000-01 |
| Logan, Samarr  | 1989-92 |
| Lutsky, Kal    | 1946-47 |
| Lyons, Herman  | 1927-29 |

## M-M-M-M

|                    |         |
|--------------------|---------|
| MacDonald, Mackey  | 1948-51 |
| Manuel, Todd       | 1997-98 |
| Manushaw, Harry    | 1958-61 |
| Marakovits, Danny  | 2000-03 |
| Marcus, Stewart    | 1963-66 |
| Mayhand, Antoine   | 2004-05 |
| Masters, Tom       | 1966-69 |
| McClellan, William | 1948-49 |
| McClinton, Jack    | 2006-09 |
| McCormick, Torey   | 1993-97 |
| McCoy, Mike        | 1960-63 |
| McGowan, Cyrus     | 2008-09 |
| McGuire, John      | 1926-28 |
| McNulty, Joe       | 1946-48 |
| Mell, John         | 1945-46 |
| Mercurio, Marion   | 1928-29 |
| Miani, Richard     | 1952-56 |
| Moore, Bruce       | 1987-89 |
| Morris, Edwin      | 1955-58 |
| Morton, Jake       | 1988-93 |
| Munley, Joe        | 1956-58 |
| Murray, Robert     | 1954-55 |
| Musante, Andy      | 1941-42 |

## N-N-N-N

|                 |         |
|-----------------|---------|
| Nass, Fabio     | 2006-08 |
| N'Diaye, Ismael | 2002-03 |
| Nebel, Norm     | 1957-59 |
| Nicholas, Dave  | 1952-53 |
| Noblet, Mike    | 1985-87 |
| Norris, Kevin   | 1994-98 |
| Noti, Charles   | 1966-68 |
| Nugent, Nick    | 1955-56 |
| Nylin, Bob      | 1969-70 |

## O-O-O-O

|                   |         |
|-------------------|---------|
| O'Brien, Jimmy    | 1926-27 |
| Oesch, Harold     | 1938-39 |
| Okpalobi, Brandon | 2000-05 |
| O'Neil, Jack      | 1951-52 |
| Oram, Harold      | 1926-28 |
| O'Riordan, Kevin  | 1970-71 |
| Osbourne, John    | 1968-70 |

## P-P-P-P

|                  |         |
|------------------|---------|
| Parker, Chris    | 1991-94 |
| Parker, Rusty    | 1965-68 |
| Patrican, Don    | 1963-66 |
| Pearson, Lorenzo | 1992-96 |
| Polnitz, Reggie  | 1987-89 |
| Popa, Constantin | 1991-95 |
| Presto, Kevin    | 1985-89 |

|                |         |
|----------------|---------|
| Prieto, Ernest | 1953-56 |
|----------------|---------|

## Q-Q-Q-Q

|               |         |
|---------------|---------|
| Quiglar, Ryan | 2008-09 |
|---------------|---------|

## R-R-R-R

|                   |         |
|-------------------|---------|
| Randon, Joseph    | 1988-92 |
| Rice, Darius      | 2000-04 |
| Rich, Steve       | 1993-96 |
| Richardson, Mark  | 1985-89 |
| Rios, Eddie       | 2007-09 |
| Roberson, Terrell | 1985-86 |
| Roberts, Oti      | 1999-00 |
| Rodgers, Dan      | 1965-68 |
| Rosa, Anthony     | 1992-96 |
| Ross, Joe         | 1987-91 |
| Ryan, Jack        | 1948-49 |
| Ryskamp, Kenneth  | 1954-55 |

## S-S-S-S

|                    |                  |
|--------------------|------------------|
| Salmons, John      | 1998-02          |
| Schayowitz, Willie | 1951-54          |
| Schlie, Jerry      | 1997-99, 2000-02 |
| Schneckenberg, Bob | 1985-87          |
| Schneider, Jack    | 1949-52          |
| Schuler, Harold    | 1946-47          |
| Schuyler, Charles  | 1947-48          |
| Scott, Jerome      | 1988-92          |
| Scott, Tom         | 1940-41          |
| Shapiro, Bruce     | 1959-61          |
| Shipe, Paul        | 1990-91          |
| Silvis, Richard    | 1951-52          |
| Simmons, Michael   | 1998-99, 2000-03 |
| Sistik, Phil       | 1945-46          |
| Skalaski, Charles  | 1945-46          |
| Snell, Willie      | 1970-71          |
| Snider, Martin     | 1958-60          |
| Soens, Bill        | 1966-68          |
| Solie, Lloyd       | 1927-29, 1930-31 |
| Spagnolo, Bob      | 1969-71          |
| Spisak, Jack       | 1959-60, 1961-63 |
| Stage, Gene        | 1955-58          |
| Stanton, Bob       | 1926-28          |
| Stavreti, Carl     | 1960-63          |
| Stavreti, Chris    | 1959-62          |
| Steiner, Bob       | 1955-56, 1957-58 |
| Stevenson, Jerry   | 1967-69          |
| Stratton, Jonathan | 2004-08          |
| Strong, Donald     | 1970-71          |
| Surratt, Armondo   | 2002-04          |
| Swaby, Ochiel      | 1991-92          |

## T-T-T-T

|                       |         |
|-----------------------|---------|
| Talbot, Robert George | 1956-57 |
| Thistlethwaite, Mark  | 1956-57 |
| Thomas, Adrian        | 2005-09 |
| Timpf, Brad           | 1992-96 |
| Tobin, John           | 1939-42 |
| Tracy, Art            | 1939-40 |
| Tucker, Dick          | 1939-41 |
| Turonis, Pete         | 1956-57 |

|              |                  |
|--------------|------------------|
| Tyler, Elton | 1997-00, 2001-02 |
|--------------|------------------|

## V-V-V-V

|               |         |
|---------------|---------|
| Volkman, Mike | 1964-66 |
|---------------|---------|

## W-W-W-W


|                    |         |
|--------------------|---------|
| Waggoner, Jaime    | 1994-98 |
| Walker, Jermaine   | 1996-97 |
| Ward, Hammie       | 1989-93 |
| Warren, Joel       | 1985-89 |
| Watson, Kaleaf     | 2001-02 |
| Weinstein, Gerald  | 1946-50 |
| Welch, Ron         | 1968-70 |
| Westover, Brian    | 1970-71 |
| Wilkins, Eric      | 2002-06 |
| Williams, Levertis | 1987-89 |
| Wimbley, Dwayne    | 1997-01 |
| Wiseman, Charles   | 1997-98 |
| Wittman, Mike      | 1964-67 |
| Woods, Lee         | 1960-63 |
| Wrench, Roger      | 1949-52 |
| Wylie, Joe         | 1988-91 |

## Y-Y-Y-Y

|                   |         |
|-------------------|---------|
| Yanuck, Mel       | 1950-53 |
| Younts, Austin    | 1928-29 |
| Yovicsin, Anthony | 1946-47 |

## TEAM CAPTAINS

|         |  |
|---------|--|
| 1926-27 | Rodger Ashman  |
| 1927-28 | Rodger Ashman  |
| 1928-29 | Rodger Ashman  |
| 1939-40 | Tom Hilbish  |
| 1940-41 | Tom Hilbish  |
| 1941-42 | John Tobin   |
| 1948-49 | Abe Friedman   |
| 1951-52 | Sy Chadroff  |
| 1952-53 | Mel Yanuck   |
| 1954-55 | Harold Arterburn   |
| 1955-56 | Dick Miani   |
| 1956-57 | Gene Stage   |
| 1957-58 | Marty Burdette   |
| 1958-59 | Joe Gardner  |
| 1959-60 | Bruce Applegate  |
| 1960-61 | Dick Hickox  |
| 1961-62 | Julie Cohen  |
| 1962-63 | Kenny Allen  |
| 1963-64 | Wayne Beckner  |
| 1964-65 | Wayne Beckner  |
| 1995-96 | Steven Edwards, Alex Fraser  |
| 1996-97 | Alex Fraser, Torey McCormick<br>(Asst. Captain), Kevin Norris<br>(Asst. Captain) |
| 2000-01 | John Salmons,<br>Dwayne Wimbley  |
| 2001-02 | John Salmons,<br>James Jones, Elton Tyler  |
| 2002-03 | Paulo Coelho, James Jones,<br>Darius Rice, Mike Simmons                          |
| 2003-04 | Rob Hite, Darius Rice  |
| 2005-06 | Guillermo Diaz, Anthony<br>Harris, Rob Hite, Anthony King                        |
| 2006-07 | Anthony Harris, Anthony King   |
| 2007-08 | Anthony King, Jack McClinton   |
| 2008-09 | Jack McClinton, Jimmy Graham   |



JOHN TOBIN



HAMMIE WARD



KEVIN NORRIS

## RETIRED JERSEYS

### NO. 24 RICK BARRY

The first basketball jersey to be retired at the University of Miami was number 24 in honor of Rick Barry, the Hurricanes' all-time leading scorer. Barry, UM's lone consensus First Team All-American, led the Hurricanes to a 65-16 record and a pair of postseason berths in his three years. Barry, who finished his UM career with 2,298 points and 1,274 rebounds, is the only Hurricane to top both the 2,000-point and the 1,000-rebound barrier. He still owns five UM career records and numerous single-season records. Barry was inducted into the Basketball Hall of Fame in Springfield, Mass. in 1986. He is the only player in basketball history to win single-season scoring titles in the NCAA, NBA and ABA.



**RICK BARRY** was named one of the 50 Greatest Players in NBA History in 1996.



### NO. 40 TIM JAMES

On February 27, 1999, Tim James became just the second Hurricane to have his number retired. During his four seasons at UM, James was a positive influence both on and off the court. A Miami native, James was very active in the community, working with the "Join a Team, Not a Gang" program and speaking to local youth groups on the importance of staying in school and saying no to drugs.

James, the only player to record over 1,500 career points, 800 career rebounds and 200 career blocked shots, helped lead the Hurricanes into the national spotlight. During his four seasons, Miami registered a 68-41 (.624) record, four consecutive winning seasons and three consecutive postseason appearances, including the school's first NCAA Tournament bid since 1960. The 6-7 forward ended his UM career ranked fourth on Miami's career scoring list (1,713 points), fifth on the career rebounding list (856 rebounds) and second on the career blocked shots list (224 blocks).

James, a two-time First Team All-BIG EAST selection, was named Third Team All-America by both the Associated Press and National Association of Basketball Coaches as a senior, as well as BIG EAST Co-Player of the Year in 1999. In 2008, he was named an ACC Legend for his contributions to Miami's men's basketball program.

James was a first round draft pick by the Miami Heat in 1999. After playing professional basketball for several years both in the NBA and abroad, James is currently serving with the U.S. Army and is stationed in Iraq.



**TIM JAMES** had his jersey retired in a ceremony prior to the Hurricanes' regular-season finale versus Rutgers on February 27, 1999.

# MIAMI IN THE POLLS

| Week           | AP Poll                    | UPI Poll |
|----------------|----------------------------|----------|
| <b>1959-60</b> |                            |          |
| 12/30/59       | 15th                       | —        |
| 1/5/60         | 14th                       | —        |
| 1/13/60        | 15th                       | —        |
| 1/19/60        | 11th                       | —        |
| 1/27/60        | 11th                       | —        |
| 2/3/60         | N/A                        | —        |
| 2/10/60        | 10th                       | —        |
| 2/16/60        | 10th (3 first place votes) | —        |
| 2/24/60        | 9th (2 first place votes)  | —        |
| 3/1/60         | 8th (7 first place votes)  | —        |
| Final          | 10th                       | —        |

|                |    |      |
|----------------|----|------|
| <b>1962-63</b> |    |      |
| 12/27/62       | HM | —    |
| 1/2/63         | HM | 15th |
| 1/9/63         | HM | —    |
| 1/16/63        | —  | HM   |
| 1/23/63        | HM | —    |
| 1/30/63        | —  | 18th |
| 2/12/63        | HM | —    |
| 2/26/93        | HM | —    |

|                |   |    |
|----------------|---|----|
| <b>1963-64</b> |   |    |
| 12/24/63       | — | HM |
| 1/7/64         | — | HM |

|                |    |       |
|----------------|----|-------|
| <b>1964-65</b> |    |       |
| Preseason      | HM | 16th  |
| 12/23/64       | —  | HM    |
| 1/6/65         | —  | HM    |
| 1/20/65        | —  | T19th |
| 2/3/65         | —  | HM    |
| 2/17/65        | HM | T19th |
| 2/23/65        | HM | 17th  |
| 3/3/65         | HM | HM    |

|                |    |   |
|----------------|----|---|
| <b>1967-68</b> |    |   |
| 2/28/68        | HM | — |

|                |     |     |
|----------------|-----|-----|
| <b>1987-88</b> |     |     |
| Preseason      | ARV | ARV |

|                |             |            |
|----------------|-------------|------------|
| <b>1995-96</b> |             |            |
| 12/11/95       | ARV (2 pts) | —          |
| 12/18/95       | —           | ARV (1 pt) |

|                |                       |                      |
|----------------|-----------------------|----------------------|
| <b>1996-97</b> |                       |                      |
| Preseason      | —                     | ARV (3 pts-60th)     |
| 1/12/97        | —                     | ARV (1 pt-Tied 49th) |
| 1/19/97        | ARV (19 pts-38th)     | ARV (9 pts-41st)     |
| 1/26/97        | ARV (32 pts-31st)     | —                    |
| 2/4/97         | ARV (4 pts-44th)      | —                    |
| 2/10/97        | ARV (18 pts-40th)     | ARV (2 pts-43rd)     |
| 2/17/97        | ARV (3 pts-Tied 47th) | —                    |

ARV-Also Receiving Votes | HM-Honorable Mention  
 Highest Associated Press Ranking: No. 8 (Week of 3/1/60)  
 Highest Coaches Poll Ranking: No. 10 (Week of 3/1/99)  
 Most First Place Votes: 7 AP (Week of 3/1/60)  
 Most Consecutive Weeks Ranked in AP Poll: 12 (12/24/01-3/10/02)  
 Most Consecutive Weeks Ranked in Coaches Poll: 12 (12/24/01-3/10/02)

| Week           | AP Poll           | USA Today/ESPN Poll |
|----------------|-------------------|---------------------|
| <b>1997-98</b> |                   |                     |
| 11/24/97       | ARV (27 pts-37th) | —                   |
| 12/1/97        | ARV (31 pts-36th) | ARV (9 pts-42nd)    |
| 12/8/97        | ARV (60 pts-30th) | ARV (28 pts-29th)   |
| 12/15/97       | ARV (78 pts-30th) | ARV (19 pts-33rd)   |
| 12/22/97       | ARV (80 pts-31st) | ARV (18 pts-33rd)   |
| 12/29/97       | ARV (19 pts-34th) | ARV (16 pts-32nd)   |
| 1/5/98         | ARV (38 pts-27th) | ARV (29 pts-29th)   |
| 1/12/98        | ARV (95 pts-26th) | ARV (41 pts-26th)   |
| 1/19/98        | ARV (4 pts-43rd)  | ARV (5 pts-39th)    |
| 1/26/98        | —                 | ARV (11 pts-32nd)   |
| 2/9/98         | ARV (5 pts-41st)  | —                   |
| 2/23/98        | ARV (1 pt-46th)   | —                   |
| 3/1/98         | ARV (2 pts-43rd)  | —                   |

|                |                   |                   |
|----------------|-------------------|-------------------|
| <b>1998-99</b> |                   |                   |
| Preseason      | ARV (12 pts-44th) | ARV (9 pts-36th)  |
| 11/16/98       | ARV (16 pts-35th) | No Poll           |
| 11/23/98       | ARV (20 pts-34th) | —                 |
| 11/30/98       | ARV (16 pts-36th) | —                 |
| 12/6/98        | ARV (16 pts-43rd) | —                 |
| 12/13/98       | ARV (10 pts-48th) | ARV (1 pt-58th)   |
| 12/20/98       | ARV (2 pts-54th)  | —                 |
| 12/27/98       | ARV (3 pts-52nd)  | —                 |
| 1/4/99         | ARV (25 pts-31st) | ARV (25 pts-27th) |
| 1/11/99        | ARV (47 pts-30th) | ARV (8 pts-35th)  |
| 1/18/99        | 25th (103 pts)    | ARV (21 pts-27th) |
| 1/25/99        | 23rd (307 pts)    | 25th (61 pts)     |
| 2/1/99         | 25th (156 pts)    | ARV (42 pts-26th) |
| 2/8/99         | 16th (581 pts)    | 21st (142 pts)    |
| 2/15/99        | 15th (824 pts)    | 16th (279 pts)    |
| 2/22/99        | 11th (1056 pts)   | 13th (382 pts)    |
| 3/1/99         | 9th (1230 pts)    | 10th (473 pts)    |
| 3/8/99         | 10th (1089 pts)   | 12th (444 pts)    |
| Final          | No Poll           | T12th (296 pts)   |

|                  |                    |                   |
|------------------|--------------------|-------------------|
| <b>1999-2000</b> |                    |                   |
| Preseason        | 25th (222 points)  | 24th (118 pts)    |
| 11/15/99         | ARV (172 pts-26th) | No Poll           |
| 11/22/99         | ARV (168 pts-26th) | 24th (94 pts)     |
| 11/29/99         | ARV (126 pts-26th) | 25th (71 pts)     |
| 12/6/99          | ARV (36 pts-31st)  | ARV (14 pts-32nd) |
| 12/13/99         | ARV (15 pts-36th)  | ARV (6 pts-35th)  |
| 12/20/99         | ARV (5 pts-39th)   | ARV (6 pts-38th)  |
| 12/27/99         | —                  | ARV (4 pts-42nd)  |
| 2/21/00          | ARV (15 pts-29th)  | ARV (2 pts-T41st) |
| 2/28/00          | ARV (43 pts-26th)  | ARV (2 pts-T40th) |
| 3/6/00           | 23rd (185 pts)     | ARV (34 pts-27th) |
| 3/13/00          | 23rd (181 pts)     | 25th (39 pts)     |
| Final            | No Poll            | 20th (201 pts)    |

|                |                  |                   |
|----------------|------------------|-------------------|
| <b>2000-01</b> |                  |                   |
| Preseason      | ARV (2 pts-57th) | ARV (4 pts-55th)  |
| 11/20/00       | —                | ARV (18 pts-38th) |
| 11/27/00       | ARV (1 pt-T53rd) | ARV (9 pts-T42nd) |

|                |                    |                    |
|----------------|--------------------|--------------------|
| <b>2001-02</b> |                    |                    |
| Preseason      | —                  | ARV (16 pts-36th)  |
| 11/12/01       | No Poll            | ARV (13 pts-T36th) |
| 11/19/01       | ARV (1 pt-T50th)   | ARV (10 pts-T39th) |
| 11/26/01       | ARV (3 pts-T49th)  | ARV (10 pts-T37th) |
| 12/3/01        | ARV (6 pts-T45th)  | ARV (12 pts-T37th) |
| 12/10/01       | ARV (29 pts-T36th) | ARV (24 pts-T34th) |
| 12/17/01       | ARV (153 pts-26th) | ARV (54 pts-26th)  |
| 12/24/01       | 24th (277 pts)     | 23rd (109 pts)     |
| 12/31/01       | 21st (471 pts)     | 21st (175 pts)     |
| 1/7/02         | 21st (378 pts)     | 20th (172 pts)     |

| Week    | AP Poll        | USA Today/ESPN Poll |
|---------|----------------|---------------------|
| 1/14/02 | 24th (265 pts) | 20th (164 pts)      |
| 1/21/02 | 22nd (424 pts) | 19th (209 pts)      |
| 1/28/02 | 15th (642 pts) | 16th (275 pts)      |
| 2/4/02  | 12th (736 pts) | 11th (344 pts)      |
| 2/11/02 | 13th (728 pts) | 11th (419 pts)      |
| 2/18/02 | 17th (548 pts) | 13th (348 pts)      |
| 2/25/02 | 22nd (308 pts) | 18th (217 pts)      |
| 3/3/02  | 20th (427 pts) | 16th (251 pts)      |
| 3/10/02 | 21st (348 pts) | 21st (189 pts)      |
| Final   | No Poll        | ARV (66 pts-27th)   |

|                |   |                   |
|----------------|---|-------------------|
| <b>2002-03</b> |   |                   |
| Preseason      | — | ARV (1 pt-T57th)  |
| 11/25/02       | — | ARV (3 pts-50th)  |
| 12/2/02        | — | ARV (4 pts-T41st) |

|                |                   |   |
|----------------|-------------------|---|
| <b>2004-05</b> |                   |   |
| 12/6/04        | ARV (4 pts-T40th) | — |
| 12/13/04       | ARV (3 pts-T38th) | — |
| 12/20/04       | ARV (3 pts-38th)  | — |
| 12/27/04       | ARV (3 pts-T36th) | — |
| 1/3/05         | ARV (3 pts-T36th) | — |
| 1/10/05        | ARV (9 pts-38th)  | — |
| 1/17/05        | ARV (30 pts-29th) | — |
| 1/24/05        | ARV (1 pt-48th)   | — |
| 2/7/05         | ARV (1 pt-T46th)  | — |
| 2/14/05        | ARV (6 pts-40th)  | — |

|                |                  |                 |
|----------------|------------------|-----------------|
| <b>2005-06</b> |                  |                 |
| Preseason      | ARV (16 pts-T38) | ARV (6 pts-41)  |
| 11/21/05       | ARV (9 pts-41)   | —               |
| 11/28/05       | ARV (2 pts-52)   | —               |
| 1/16/06        | ARV (3 pts-T44)  | ARV (4 pts-T36) |
| 1/23/06        | ARV (1 pt-T46)   | ARV (2 pts-T41) |
| 1/30/06        | —                | ARV (5 pts-T36) |
| 2/6/06         | ARV (3 pts-44)   | ARV (9 pts-T31) |

|                |                  |                 |
|----------------|------------------|-----------------|
| <b>2007-08</b> |                  |                 |
| 11/26/07       | ARV (68 pts-31)  | ARV (28 pts-33) |
| 12/3/07        | ARV (102 pts-27) | ARV (22 pts-32) |
| 12/10/07       | ARV (133 pts-26) | ARV (35 pts-26) |
| 12/17/07       | 22nd (274 pts)   | 22nd (98 pts)   |
| 12/24/07       | 19th (443 pts)   | 19th (188 pts)  |
| 12/31/07       | ARV (59 pts-27)  | ARV (46 pts-26) |
| 1/7/08         | 25th (85 pts)    | ARV (21pts-27)  |
| 1/14/08        | 21st (286 pts)   | 24th (84 pts)   |
| 1/21/08        | ARV (15 pts-35)  | ARV (2 pts-T41) |
| 1/28/08        | ARV (7 pts-43)   | ARV (8 pts-37)  |
| 2/4/08         | —                | ARV (3 pts-T38) |
| 2/25/08        | ARV (62 pts-26)  | ARV (8 pts-T31) |
| 3/3/08         | ARV (13 pts-32)  | —               |
| Final          | No Poll          | ARV (3 pts-37)  |

|                |                   |                    |
|----------------|-------------------|--------------------|
| <b>2008-09</b> |                   |                    |
| Preseason      | 17th (570 pts)    | 16th (233 pts)     |
| 11/17/08       | 17th (591 pts)    | 16th (238 pts)     |
| 11/24/08       | 22nd (272 pts)    | 21st (146 pts)     |
| 12/1/08        | 21st (309 pts)    | 22nd (158 pts)     |
| 12/8/08        | ARV (63 pts-29th) | 25th (69 pts)      |
| 12/15/08       | ARV (64 pts-27th) | ARV (48 pts-27th)  |
| 12/22/08       | ARV (6 pts-40th)  | ARV (10 pts-T33rd) |
| 12/29/08       | ARV (6 pts-40th)  | —                  |
| 1/5/09         | ARV (8 pts-45th)  | —                  |
| 1/12/09        | ARV (25 pts-31st) | ARV (4 pts-41st)   |
| 1/19/09        | ARV (8 pts-T38th) | ARV (2 pts-T38th)  |
| 2/9/09         | ARV (7 pts-T35th) | —                  |
| 2/16/09        | ARV (2 pts-39th)  | ARV (2 pts-37th)   |

# UM VS. RANKED OPPONENTS



**MARIO BLAND** posted 16 points and 14 rebounds to help the Hurricanes defeat No. 2/2 UConn on Feb. 20, 1999 — the highest ranked opponent UM has defeated on the road.

## 1960-61

|         |                    |   |       |
|---------|--------------------|---|-------|
| 1/30/61 | Louisville (#7 AP) | W | 71-69 |
|---------|--------------------|---|-------|

## 1962-63

|          |               |   |       |
|----------|---------------|---|-------|
| 12/21/62 | Duke (#2 UPI) | W | 71-69 |
|----------|---------------|---|-------|

## 1964-65

|          |                              |   |        |
|----------|------------------------------|---|--------|
| 12/12/64 | St. John's (#10 AP, #13 UPI) | L | 79-77  |
| 2/2/65   | Miami (Ohio) (#20 UPI)       | W | 100-85 |

## 1965-66

|         |                            |   |        |
|---------|----------------------------|---|--------|
| 12/9/65 | at San Francisco (#11 UPI) | L | 105-89 |
|---------|----------------------------|---|--------|

## 1966-67

|          |                            |   |        |
|----------|----------------------------|---|--------|
| 12/28/66 | Western Kentucky (#17 UPI) | L | 94-89  |
| 2/18/67  | Houston (#7 AP, #8 UPI)    | L | 105-86 |
| 2/25/67  | at St. John's (#17 UPI)    | L | 97-70  |

## 1967-68

|         |                    |   |        |
|---------|--------------------|---|--------|
| 2/15/68 | at Houston (#1 AP) | L | 106-64 |
|---------|--------------------|---|--------|

## 1969-70

|          |                         |   |        |
|----------|-------------------------|---|--------|
| 12/12/69 | at UCLA (#2 AP)         | L | 127-69 |
| 12/30/69 | Ohio University (#5 AP) | L | 99-74  |
| 1/10/70  | at Jacksonville (#7 AP) | L | 121-87 |
| 2/14/70  | at Houston (#13 AP)     | L | 118-98 |
| 2/28/70  | Florida State (#9 AP)   | L | 112-96 |
| 3/4/70   | Jacksonville (#6 AP)    | L | 108-97 |

## 1970-71

|        |                         |   |        |
|--------|-------------------------|---|--------|
| 1/9/71 | at Jacksonville (#7 AP) | L | 124-82 |
| 3/2/71 | Jacksonville (#9 AP)    | L | 94-75  |

## 1985-86

|         |                     |   |        |
|---------|---------------------|---|--------|
| 2/19/86 | at Duke (#2 AP)     | L | 104-82 |
| 2/22/86 | Notre Dame (#14 AP) | L | 126-73 |

## 1986-87

|         |                           |   |        |
|---------|---------------------------|---|--------|
| 12/6/86 | at North Carolina (#1 AP) | L | 127-77 |
| 1/17/87 | at Kansas (#20 AP)        | L | 82-47  |
| 2/21/87 | at Florida (#18 AP)       | L | 99-60  |
| 3/5/87  | at Notre Dame (#20 AP)    | L | 65-49  |

## 1987-88

|          |                       |   |        |
|----------|-----------------------|---|--------|
| 11/27/87 | vs. Michigan (#9 AP)  | L | 109-76 |
| 12/30/87 | vs. Purdue (#11 AP)   | L | 110-82 |
| 1/2/88   | Georgetown (#18 AP)   | L | 82-78  |
| 1/6/88   | at Duke (#9 AP)       | L | 107-69 |
| 2/9/88   | Brigham Young (#8 AP) | L | 99-86  |

## 1988-89

|          |                       |   |         |
|----------|-----------------------|---|---------|
| 12/10/88 | Duke (#1 AP)          | L | 117-102 |
| 1/7/89   | at Georgetown (#5 AP) | L | 112-79  |
| 1/12/89  | Kansas (#12 AP)       | W | 87-86   |
| 1/24/89  | Providence (#20 AP)   | L | 106-91  |

## 1989-90

|          |                            |   |        |
|----------|----------------------------|---|--------|
| 12/19/89 | at Arizona (#20 AP)        | L | 83-53  |
| 1/10/90  | Kansas (#1 AP)             | L | 100-73 |
| 2/5/90   | at North Carolina (#25 AP) | L | 87-74  |

## 1990-91

|          |                    |   |       |
|----------|--------------------|---|-------|
| 12/14/90 | Georgia (#11 AP)   | L | 78-60 |
| 3/6/91   | at DePaul (#25 AP) | L | 75-58 |

## 1991-92

|         |                        |   |       |
|---------|------------------------|---|-------|
| 1/2/92  | at Connecticut (#5 AP) | L | 85-62 |
| 1/7/92  | at Seton Hall (#18 AP) | L | 64-52 |
| 1/11/92 | at Syracuse (#20 AP)   | L | 73-57 |
| 1/14/92 | St. John's (#17 AP)    | W | 45-42 |
| 1/18/92 | Connecticut (#8 AP)    | L | 77-58 |

|         |                         |        |       |
|---------|-------------------------|--------|-------|
| 2/29/92 | Syracuse (#22 AP)       | L      | 68-63 |
| 3/4/92  | Seton Hall (#22 AP)     | L (OT) | 90-82 |
| 3/13/92 | vs. Georgetown (#21 AP) | L      | 77-64 |

## 1992-93

|         |                        |   |       |
|---------|------------------------|---|-------|
| 12/7/92 | at Seton Hall (#6 AP)  | L | 65-56 |
| 1/2/93  | Georgetown (#10 AP)    | W | 80-69 |
| 1/6/93  | at Pittsburgh (#24 AP) | L | 85-78 |
| 1/9/93  | at Syracuse (#21 AP)   | L | 89-81 |
| 1/23/93 | Pittsburgh (#20 AP)    | L | 86-84 |
| 2/20/93 | St. John's (#25 AP)    | W | 82-77 |
| 2/23/93 | Seton Hall (#14 AP)    | L | 85-73 |

## 1993-94

|          |                                      |   |       |
|----------|--------------------------------------|---|-------|
| 12/22/93 | at Syracuse (#21 AP, #18 USAT)       | L | 81-52 |
| 1/15/94  | at Boston College (#20 AP, #20 USAT) | L | 69-49 |
| 2/5/94   | at Connecticut (#5 AP, #6 USAT)      | L | 73-57 |
| 2/22/94  | Connecticut (#5 AP)                  | L | 74-49 |
| 3/1/94   | Syracuse (#14 AP)                    | L | 71-69 |

## 1994-95

|         |                                  |   |       |
|---------|----------------------------------|---|-------|
| 12/6/94 | Syracuse (#19 AP, #19 USAT)      | L | 83-65 |
| 1/7/95  | at Georgetown (#12 AP, #13 USAT) | L | 71-64 |
| 1/25/95 | Villanova (#22 AP, #25 USAT)     | L | 92-62 |
| 1/28/95 | at Syracuse (#6 AP, #6 USAT)     | L | 76-51 |
| 1/31/95 | at Connecticut (#4 AP, #5 USAT)  | L | 82-57 |
| 2/4/95  | Georgetown (#13 AP, #13 USAT)    | W | 67-61 |
| 2/7/95  | at Villanova (#16 AP, #18 USAT)  | L | 73-63 |
| 3/4/95  | Connecticut (#4 AP, #5 USAT)     | L | 75-67 |
| 3/10/95 | vs. Georgetown (#24 AP)          | L | 69-58 |

## 1995-96

|         |                                   |   |       |
|---------|-----------------------------------|---|-------|
| 12/5/95 | Villanova (#2 AP, #2 USAT)        | L | 70-68 |
| 1/3/96  | Syracuse (#11 AP, #12 USAT)       | W | 75-66 |
| 1/6/96  | at Connecticut (#7 AP, #6 USAT)   | L | 73-52 |
| 1/13/96 | at Georgetown (#5 AP, #5 USAT)    | L | 72-67 |
| 1/27/96 | at Villanova (#7 AP, #7 USAT)     | L | 90-62 |
| 2/1/96  | at Syracuse (#18 AP, #16 USAT)    | L | 72-51 |
| 2/10/96 | Boston College (#22 AP, #21 USAT) | L | 62-58 |
| 3/7/96  | vs. Georgetown (#6 AP, #6 USAT)   | L | 92-62 |

## 1996-97

|         |                                      |   |       |
|---------|--------------------------------------|---|-------|
| 12/7/96 | Syracuse (#19 AP, #17 USAT)          | W | 67-63 |
| 1/2/97  | at Boston College (#25 AP, #25 USAT) | L | 65-62 |
| 1/11/97 | at Villanova (#8 AP, #7 USAT)        | W | 61-59 |

## 1997-98

|          |                                     |   |       |
|----------|-------------------------------------|---|-------|
| 11/21/97 | Charlotte (#17 AP, #17 USAT)        | W | 89-72 |
| 12/27/97 | Georgia Tech (#23 USAT)             | L | 69-61 |
| 1/6/98   | Connecticut (#8 AP, #8 USAT)        | W | 76-67 |
| 1/10/98  | at West Virginia (#25 AP, #21 USAT) | L | 98-84 |
| 1/18/98  | at Syracuse (#15 AP, #15 USAT)      | L | 85-67 |
| 2/10/98  | Syracuse (#23 AP, #20 USAT)         | L | 72-63 |
| 2/28/98  | West Virginia (#19 AP, #19 USAT)    | W | 70-66 |
| 3/13/98  | vs. UCLA (#19 AP, #20 USAT)         | L | 65-62 |

## 1998-99

|         |                                  |   |       |
|---------|----------------------------------|---|-------|
| 12/5/98 | at Kentucky (#8 AP, #8 USAT)     | L | 74-65 |
| 1/6/99  | St. John's (#10 AP, #9 USAT)     | W | 84-79 |
| 1/20/99 | Connecticut (#1 AP, #1 USAT)     | L | 70-68 |
| 2/3/99  | at St. John's (#9 AP, #10 USAT)  | W | 73-70 |
| 2/8/99  | at Syracuse (#18 AP, #17 USAT)   | W | 76-63 |
| 2/20/99 | at Connecticut (#2 AP, #2 USAT)  | W | 73-71 |
| 3/5/99  | vs. St. John's (#9 AP, #10 USAT) | L | 62-59 |

## 1999-2000

|          |                                   |   |       |
|----------|-----------------------------------|---|-------|
| 12/18/99 | North Carolina (#7 AP, #9 USAT)   | L | 78-68 |
| 1/8/00   | Syracuse (#7 AP, #8 USAT)         | L | 67-55 |
| 1/29/00  | Kentucky (#16 AP, #18 USAT)       | L | 60-57 |
| 2/19/00  | at Connecticut (#18 AP, #18 USAT) | W | 63-57 |



# UM VS. RANKED OPPONENTS

|         |                                   |   |       |
|---------|-----------------------------------|---|-------|
| 3/5/00  | St. John's (#18 AP, #21 USAT)     | W | 74-70 |
| 3/10/00 | vs. St. John's (#19 AP, #20 USAT) | L | 58-57 |
| 3/19/00 | vs. Ohio State (#8 AP, #8 USAT)   | W | 75-62 |
| 3/24/00 | vs. Tulsa (#18 AP, #19 USAT)      | L | 80-71 |

## 2000-01

|         |                                      |   |       |
|---------|--------------------------------------|---|-------|
| 12/4/00 | at North Carolina (#14 AP, #12 USAT) | L | 67-45 |
| 1/13/01 | at Boston College (#24 AP)           | L | 82-73 |
| 1/20/01 | Connecticut (#15 AP, #15 USAT)       | W | 77-74 |
| 2/1/01  | Seton Hall (#22 AP, #25 USAT)        | W | 72-66 |
| 2/13/01 | at Syracuse (#10 AP, #7 USAT)        | W | 68-57 |

## 2001-02

|          |                                  |   |       |
|----------|----------------------------------|---|-------|
| 12/15/01 | Indiana (#21 AP, #24 USAT)       | W | 58-53 |
| 1/2/02   | at Georgetown (#23 AP, #24 USAT) | W | 79-71 |
| 2/2/02   | Connecticut (#17 AP, #22 USAT)   | W | 68-66 |
| 3/8/02   | vs. Pittsburgh (#7 AP, #7 USAT)  | L | 76-71 |

## 2002-03

|          |                                 |         |       |
|----------|---------------------------------|---------|-------|
| 12/21/02 | vs. Florida (#13 AP, #13 USAT)  | L (2OT) | 94-93 |
| 1/11/03  | at Connecticut (#3 AP, #3 USAT) | L (OT)  | 83-80 |
| 1/20/03  | Connecticut (#11 AP, #8 USAT)   | W       | 77-76 |

## 2003-04

|         |                                      |         |       |
|---------|--------------------------------------|---------|-------|
| 1/7/04  | at North Carolina (#12 AP, #13 USAT) | L       | 89-64 |
| 1/10/04 | Pittsburgh (#15 AP, #15 USAT)        | L (2OT) | 84-80 |
| 2/14/04 | Syracuse (#25 USAT)                  | L       | 91-74 |
| 2/18/04 | at Connecticut (#8 AP, #8 USAT)      | L       | 76-63 |
| 2/21/04 | at Providence (#19 AP, #17 USAT)     | L       | 70-57 |

## 2004-05

|         |                                    |        |       |
|---------|------------------------------------|--------|-------|
| 12/4/04 | at Florida (#19 AP, #18 USAT)      | W      | 72-65 |
| 1/6/05  | at Georgia Tech (#9 AP, #10 USAT)  | L      | 80-69 |
| 1/9/05  | NC State (#24 USAT)                | W      | 67-66 |
| 1/19/05 | Duke (#4 AP, #4 USAT)              | L      | 92-83 |
| 1/22/05 | at North Carolina (#6 AP, #6 USAT) | L      | 87-67 |
| 1/29/05 | at Wake Forest (#5 AP, #5 USAT)    | L      | 94-82 |
| 2/5/05  | Maryland (#22 AP, #24 USAT)        | W (OT) | 75-73 |
| 2/15/05 | Wake Forest (#5 AP, #5 USAT)       | L      | 68-63 |
| 3/3/05  | at Duke (#6 AP, #6 USAT)           | L      | 83-59 |

## 2005-06

|          |                                     |         |       |
|----------|-------------------------------------|---------|-------|
| 12/18/05 | at NC State (#21 AP/#19 USAT)       | L       | 81-69 |
| 12/22/05 | Florida (#5 AP/#5 USAT)             | L       | 77-67 |
| 12/31/05 | vs. Louisville (#10 AP/#10 USAT)    | L       | 58-43 |
| 1/7/06   | Maryland (#14 AP/#12 USAT)          | W       | 84-70 |
| 1/14/06  | at North Carolina (#20 AP/#20 USAT) | W       | 81-70 |
| 1/21/06  | Boston College (#21 AP/#21 USAT)    | L       | 65-61 |
| 2/8/06   | NC State (#16 AP/#15 USAT)          | L (2OT) | 86-77 |
| 2/12/06  | North Carolina (#23 AP/#24 USAT)    | L       | 80-70 |
| 2/16/06  | at Boston College (#13 AP/#15 USAT) | L       | 65-54 |
| 2/19/06  | at Duke (#2 AP/#2 USAT)             | L       | 92-71 |
| 3/10/06  | vs. Duke (#3 AP/#3 USAT)            | L       | 80-76 |

## 2006-07

|         |                                   |   |        |
|---------|-----------------------------------|---|--------|
| 12/3/06 | Georgia Tech (#21 AP/#25 USAT)    | W | 90-82  |
| 1/10/07 | at Maryland (#25 USAT)            | W | 63-58  |
| 1/14/07 | Duke (#11 AP/#11 USAT)            | L | 85-63  |
| 1/23/07 | Virginia Tech (#24 AP/#23 USAT)   | L | 92-85  |
| 1/31/07 | at North Carolina (#3 AP/#3 USAT) | L | 105-64 |
| 2/21/07 | Virginia (#24 AP/#19 USAT)        | W | 68-60  |
| 3/8/07  | vs. Maryland (#17 AP/#21 USAT)    | W | 67-62  |

## 2007-08

|         |                                |   |       |
|---------|--------------------------------|---|-------|
| 1/23/08 | North Carolina (#5 AP/#4 USAT) | L | 98-82 |
| 1/27/08 | Clemson (#25 USAT)             | W | 75-72 |
| 2/2/08  | at Duke (#3 AP/#3 USAT)        | L | 88-73 |
| 2/20/08 | Duke (#5 AP/#4 USAT)           | W | 96-95 |
| 3/23/08 | vs. Texas (#7 AP/#7 USAT)      | L | 75-72 |

## 2008-09

|          |                                     |        |       |
|----------|-------------------------------------|--------|-------|
| 11/23/08 | vs. UConn (#2 AP/#2 USAT)           | L      | 76-63 |
| 12/21/08 | Clemson (#25 AP/#25 USAT)           | L      | 91-72 |
| 1/10/09  | at Boston College (#24 AP/#17 USAT) | W      | 77-71 |
| 1/17/09  | at North Carolina (#5 AP/#6 USAT)   | L      | 82-65 |
| 2/4/09   | Wake Forest (#7 AP/#6 USAT) ^       | W      | 79-52 |
| 2/7/09   | at Duke (#4 AP/#3 USAT)             | L (OT) | 78-75 |
| 2/15/09  | North Carolina (#3 AP/#3 USAT)      | L      | 69-65 |

^ Largest margin of victory versus a ranked opponent and an ACC opponent.

## ALL-TIME

HIGHEST RANKED OPPONENT BEATEN ON ROAD

#2 Connecticut, 73-71 (2/20/99)

HIGHEST RANKED OPPONENT BEATEN AT HOME

#2 Duke, 71-69 (12/21/62)

## SINCE THE REBIRTH IN 1985-86

HIGHEST RANKED OPPONENT BEATEN ON ROAD

#2 Connecticut, 73-71 (2/20/99)

HIGHEST RANKED OPPONENT BEATEN AT HOME

#4 Duke, 96-95 (2/20/08)

## UM vs. RANKED TEAMS ALL-TIME

|                      |               |
|----------------------|---------------|
| Home                 | 28-45 (.384)  |
| at BankUnited Center | 9-13 (.409)   |
| Away                 | 11-55 (.167)  |
| Neutral              | 2-15 (.118)   |
| Overall              | 41-115 (.263) |

## UM vs. RANKED TEAMS SINCE THE REBIRTH (1985-86)

|         |               |
|---------|---------------|
| Home    | 25-38 (.397)  |
| Away    | 11-48 (.186)  |
| Neutral | 2-15 (.118)   |
| Overall | 38-101 (.273) |

## UM vs. RANKED OPPONENTS SINCE JOINING ACC (2004-05)

|            |              |
|------------|--------------|
| ACC        | 12-22 (.353) |
| Home       | 8-10 (.444)  |
| Away       | 3-11 (.214)  |
| Tournament | 1-1 (.500)   |

## NON-CONFERENCE

|         |            |
|---------|------------|
| Home    | 0-1 (.000) |
| Away    | 1-0 (.000) |
| Neutral | 0-3 (.000) |
| Overall | 1-3 (.250) |



**DWAYNE COLLINS** scored a career-high 26 points on 12-of-14 shooting in Miami's 96-95 win over No. 4/5 Duke on Feb. 20, 2008.

# NETWORK TV APPEARANCES



**JACK McCLINTON** scored a game-high 32 points — including six three-pointers — in UM's 79-52 rout of No. 6/7 Wake Forest on ESPN2 on Feb. 4, 2009. It was one of a school-record 13 network television appearances for UM in 2008-09.

## 1985-86

|         |                           |      |
|---------|---------------------------|------|
| 1/18/86 | Arizona 81, Miami 74 (OT) | CBS  |
| 2/22/86 | Notre Dame 126, Miami 73  | ESPN |

## 1986-87

|         |                             |      |
|---------|-----------------------------|------|
| 1/17/87 | Kansas 82, Miami 47         | NBC  |
| 2/7/87  | Navy 78, Miami 62           | CBS  |
| 2/26/87 | Florida State 108, Miami 84 | ESPN |

## 1987-88

|          |                         |             |
|----------|-------------------------|-------------|
| 11/27/87 | Michigan 109, Miami 76  | ESPN        |
| 1/2/88   | Georgetown 82, Miami 78 | USA Network |
| 2/15/88  | Florida 83, Miami 73    | USA Network |
| 2/27/88  | DePaul 101, Miami 82    | NBC         |
| 3/8/88   | Dayton 90, Miami 89     | USA Network |

## 1988-89

|         |                     |      |
|---------|---------------------|------|
| 1/12/89 | Miami 87, Kansas 86 | ESPN |
|---------|---------------------|------|

## 1989-90

|          |                      |      |
|----------|----------------------|------|
| 12/19/89 | Arizona 83, Miami 53 | ESPN |
|----------|----------------------|------|

## 1991-92

|         |                         |      |
|---------|-------------------------|------|
| 1/29/92 | Pittsburgh 82, Miami 52 | ESPN |
| 2/12/92 | Providence 73, Miami 51 | ESPN |

## 1992-93

|         |                             |      |
|---------|-----------------------------|------|
| 1/6/93  | Pittsburgh 85, Miami 78     | ESPN |
| 2/10/93 | Miami 75, Boston College 71 | ESPN |

## 1993-94

|         |                             |      |
|---------|-----------------------------|------|
| 1/12/94 | Pittsburgh 83, Miami 55     | ESPN |
| 1/26/94 | Seton Hall 77, Miami 48     | ESPN |
| 2/16/94 | Boston College 79, Miami 63 | ESPN |

## 1994-95

|         |                         |      |
|---------|-------------------------|------|
| 1/11/95 | Miami 82, St. John's 79 | ESPN |
| 2/22/95 | Miami 61, Seton Hall 57 | ESPN |
| 3/15/95 | Penn State 62, Miami 56 | ESPN |

## 1995-96

|         |                               |       |
|---------|-------------------------------|-------|
| 2/14/96 | Providence 77, Miami 54       | ESPN  |
| 2/20/96 | Miami 96, St. John's 91 (2OT) | ESPN2 |
| 2/28/96 | Miami 71, Notre Dame 59       | ESPN  |
| 3/6/96  | Miami 77, Rutgers 67          | ESPN2 |
| 3/7/96  | Georgetown 92, Miami 62       | ESPN2 |

## 1996-97

|         |                              |       |
|---------|------------------------------|-------|
| 2/2/97  | Rutgers 60, Miami 59         | ESPN  |
| 2/5/97  | Miami 78, Pittsburgh 63      | ESPN  |
| 2/10/97 | Miami 61, Seton Hall 51      | ESPN2 |
| 3/5/97  | Miami 76, St. John's 68 (OT) | ESPN2 |
| 3/6/97  | Georgetown 63, Miami 59      | ESPN2 |

## 1997-98

|          |                         |       |
|----------|-------------------------|-------|
| 12/31/97 | Miami 78, Seton Hall 65 | ESPN  |
| 2/10/98  | Syracuse 72, Miami 63   | ESPN2 |
| 2/18/98  | Providence 59, Miami 57 | ESPN  |
| 3/4/98   | Georgetown 62, Miami 56 | ESPN  |
| 3/13/98  | UCLA 65, Miami 62       | CBS   |

## 1998-99

|         |                               |       |
|---------|-------------------------------|-------|
| 12/5/98 | Kentucky 74, Miami 65         | CBS   |
| 1/13/99 | Miami 74, Rutgers 62          | ESPN2 |
| 1/20/99 | Connecticut 70, Miami 68 (OT) | ESPN  |
| 2/3/99  | Miami 73, St. John's 70       | ESPN  |
| 2/8/99  | Miami 76, Syracuse 63         | ESPN  |
| 2/20/99 | Miami 73, Connecticut 71      | CBS   |
| 3/4/99  | Miami 65, Georgetown 54       | ESPN2 |
| 3/5/99  | St. John's 62, Miami 59       | ESPN  |

## RYAN QUIGTAR & LANCE HURDLE



|         |                        |     |
|---------|------------------------|-----|
| 3/12/99 | Miami 75, Lafayette 54 | CBS |
| 3/14/99 | Purdue 73, Miami 63    | CBS |

## 1999-2000

|          |                              |       |
|----------|------------------------------|-------|
| 12/18/99 | North Carolina 78, Miami 68  | ESPN  |
| 1/17/00  | Miami 67, Villanova 66       | ESPN  |
| 1/29/00  | Kentucky 60, Miami 57        | CBS   |
| 2/7/00   | Miami 77, Georgetown 55      | ESPN  |
| 2/19/00  | Miami 63, Connecticut 57     | ABC   |
| 2/26/00  | Miami 55, Notre Dame 52      | ESPN  |
| 3/5/00   | Miami 74, St. John's 70 (OT) | CBS   |
| 3/9/00   | Miami 61, Notre Dame 58      | ESPN2 |
| 3/10/00  | St. John's 58, Miami 57      | ESPN  |
| 3/17/00  | Miami 75, Arkansas 71        | CBS   |
| 3/19/00  | Miami 75, Ohio State 62      | CBS   |
| 3/24/00  | Tulsa 80, Miami 71           | CBS   |

## 2000-01

|         |                              |       |
|---------|------------------------------|-------|
| 12/4/00 | North Carolina 67, Miami 45  | ESPN2 |
| 1/22/01 | St. John's 67, Miami 63 (OT) | ESPN  |
| 2/1/01  | Miami 72, Seton Hall 66      | ESPN2 |
| 2/10/01 | St. John's 85, Miami 79 (OT) | ABC   |
| 2/13/01 | Miami 68, Syracuse 57        | ESPN2 |
| 2/17/01 | Miami 80, Villanova 62       | ESPN  |
| 2/24/01 | Connecticut 60, Miami 53     | ABC   |
| 3/7/01  | Pittsburgh 78, Miami 69      | ESPN  |

## 2001-02

|         |                              |       |
|---------|------------------------------|-------|
| 1/8/02  | St. John's 71, Miami 60      | ESPN2 |
| 2/10/02 | Boston College 76, Miami 63  | ABC   |
| 2/26/02 | Miami 81, Providence 65      | ESPN2 |
| 3/7/02  | Miami 84, Georgetown 76 (OT) | ESPN  |
| 3/8/02  | Pittsburgh 76, Miami 71      | ESPN  |
| 3/14/02 | Missouri 93, Miami 80        | CBS   |

## 2002-03

|         |                                  |      |
|---------|----------------------------------|------|
| 1/4/03  | Miami 64, North Carolina 61 (OT) | ESPN |
| 1/20/03 | Miami 77, Connecticut 76         | ESPN |
| 1/26/03 | Syracuse 54, Miami 49            | CBS  |
| 2/22/03 | Georgetown 74, Miami 72          | ESPN |
| 3/8/03  | St. John's 76, Miami 73          | ESPN |
| 3/12/03 | Seton Hall 67, Miami 52          | ESPN |

## 2003-04

|        |                             |      |
|--------|-----------------------------|------|
| 1/7/04 | North Carolina 89, Miami 64 | ESPN |
|--------|-----------------------------|------|

## 2004-05

|         |                   |      |
|---------|-------------------|------|
| 1/19/05 | Duke 92, Miami 83 | ESPN |
| 3/3/05  | Duke 83, Miami 59 | ESPN |

## 2005-06

|          |                             |       |
|----------|-----------------------------|-------|
| 11/29/05 | Michigan 75, Miami 53       | ESPN2 |
| 1/14/06  | Miami 81, North Carolina 70 | ESPN2 |

|         |                             |       |
|---------|-----------------------------|-------|
| 1/24/06 | Virginia 71, Miami 51       | ESPN2 |
| 2/8/06  | NC State 86, Miami 77 (2OT) | ESPN2 |
| 2/22/06 | Miami 70, Virginia Tech 59  | ESPN2 |
| 3/10/06 | Duke 80, Miami 76           | ESPN2 |
| 3/15/06 | Miami 62, Oklahoma State 59 | ESPN2 |
| 3/22/06 | Michigan 71, Miami 65       | ESPN2 |

## 2006-07

|          |                              |       |
|----------|------------------------------|-------|
| 11/28/06 | Northwestern 61, Miami 59    | ESPN2 |
| 12/23/06 | Louisville 82, Miami 59      | ESPN  |
| 1/6/07   | Wake Forest 79, Miami 78     | ESPN2 |
| 1/31/07  | North Carolina 105, Miami 64 | ESPN  |
| 2/3/07   | Virginia 81, Miami 70        | ESPN2 |
| 2/7/07   | Boston College 75, Miami 68  | ESPN2 |

## 2007-08

|          |                             |       |
|----------|-----------------------------|-------|
| 11/15/07 | Miami 85, Marist 61         | ESPN2 |
| 11/16/07 | Miami 69, VCU 63            | ESPN2 |
| 11/18/07 | Miami 64, Providence 58     | ESPN2 |
| 12/2/07  | Miami 66, St. John's 47     | FSN   |
| 2/2/08   | Duke 88, Miami 73           | ABC   |
| 3/5/08   | Miami 74, Boston College 61 | ESPN2 |
| 3/14/08  | Virginia Tech 63, Miami 49  | ESPN2 |
| 3/21/08  | Miami 78, St. Mary's 64     | CBS   |
| 3/23/08  | Texas 75, Miami 72          | CBS   |

## 2008-09

|          |                                 |       |
|----------|---------------------------------|-------|
| 12/2/08  | Ohio State 73, Miami 68         | ESPN  |
| 12/6/08  | Miami 73, Kentucky 67           | ESPN  |
| 12/21/08 | Clemson 91, Miami 72            | FSN   |
| 12/27/08 | Miami 70, St. John's 56         | ESPN2 |
| 1/10/09  | Miami 77, Boston College 71     | ESPN2 |
| 1/17/09  | North Carolina 82, Miami 65     | ESPN  |
| 1/25/09  | Virginia Tech 88, Miami 83 (OT) | FSN   |
| 1/27/09  | NC State 84, Miami 81 (OT)      | ESPN2 |
| 2/4/09   | Miami 79, Wake Forest 52        | ESPN2 |
| 2/15/09  | North Carolina 69, Miami 65     | FSN   |
| 2/18/09  | Florida State 80, Miami 67      | ESPN2 |
| 3/18/09  | Miami 78, Providence 66         | ESPN2 |
| 3/20/09  | Florida 74, Miami 60            | ESPN2 |

## MIAMI'S ALL-TIME TV RECORD

|       |              |
|-------|--------------|
| ABC   | 1-4          |
| CBS   | 6-10         |
| NBC   | 0-2          |
| ESPN  | 17-32        |
| ESPN2 | 14-9         |
| ESPN2 | 7-9          |
| USA   | 0-3          |
| FSN   | 1-3          |
| Total | 46-72 (.390) |



RECORDS

# TEAM RECORDS

## GAME

|   |  |       |
|---|--|-------|
| <b>MOST POINTS SCORED</b>                             | vs. Rollins, 1965                        | 148   |
| <b>MOST POINTS SCORED AGAINST</b>                     | by UCLA, 1970                            | 127   |
| <b>OTHER TOP SCORING GAMES</b>                        | vs. Rollins, 1963                        | 144   |
|   | vs. Tampa, 1965                          | 141   |
|   | vs. Tampa, 1965                          | 136   |
|   | vs. Tampa, 1964                          | 134   |
|   | vs. Rollins, 1965                        | 128   |
|   | vs. Jacksonville, 1965                   | 127   |
|   | vs. Rollins, 1964                        | 127   |
|   | vs. Florida Southern, 1965               | 124   |
|   | vs. La Salle, 1964                       | 121   |
|   | vs. Florida Southern, 1960               | 121   |
| <b>MOST POINTS IN LOSS</b>                            | vs. Oklahoma City, 1962                  | 113   |
| <b>LARGEST MARGIN OF VICTORY</b>                      | vs. Rollins, 1965                        | 69    |
| <b>HIGHEST TOTAL SCORE</b>                            | vs. Tampa, 1965                          | 255   |
| <b>MOST PLAYERS SCORING IN A GAME</b>                 | vs. Florida A&M, 1995                    | 14    |
| <b>MOST FIELD GOALS MADE</b>                          | vs. Rollins, 1965                        | 60    |
| <b>HIGHEST FIELD GOAL PERCENTAGE</b>                  |  |       |
|   | vs. Coppin State (24 of 36), 1988        | .667  |
|   | vs. Bethune-Cookman (32 of 48), 1989     | .667  |
|   | vs. Birmingham-Southern (30 of 45), 2005 | .667  |
| <b>3-POINT FIELD GOALS MADE</b>                       | vs. Georgetown, 1993                     | 15    |
| <b>3-POINT FIELD GOAL ATTEMPTS</b>                    | vs. Notre Dame, 2002                     | 34    |
| <b>3-POINT FIELD GOAL PERCENTAGE</b>                  | vs. UConn (7 of 8), 1992                 | .875  |
| <b>MOST FREE THROWS MADE</b>                          | vs. Tampa, 1956                          | 46    |
| <b>MOST FREE THROWS ATTEMPTED</b>                     | vs. Kentucky Wesleyan, 1957              | 61    |
| <b>HIGHEST FREE THROW PERCENTAGE (minimum 15 FTA)</b> |  |       |
|   | vs. Maryland (18 of 18), 1965            | 1.000 |
|   | vs. Creighton (32 of 33), 1964           | .970  |
| <b>MOST REBOUNDS</b>                                  | vs. Northeastern Illinois, 1995          | 61    |
| <b>MOST ASSISTS</b>                                   | vs. Florida Southern, 2008               | 29    |
|   | vs. Lehigh, 1991                         | 29    |
| <b>MOST STEALS</b>                                    | vs. Savannah State, 2002                 | 21    |
| <b>MOST BLOCKED SHOTS (Game)</b>                      | vs. Hartford, 1996                       | 17    |
| <b>MOST BLOCKED SHOTS (Half)</b>                      | vs. Hartford (1st half), 1996            | 13    |
| <b>MOST TURNOVERS</b>                                 | vs. Georgetown, 1996                     | 32    |
| <b>MOST PERSONAL FOULS</b>                            | vs. Tampa, 1962                          | 36    |
| <b>MOST TOTAL FOULS (both teams)</b>                  | vs. Tampa, 1965                          | 73    |
| <b>FEWEST PERSONAL FOULS</b>                          | vs. Rollins, 1962                        | 5     |
| <b>FEWEST TOTAL FOULS (both teams)</b>                | vs. Rollins, 1962                        | 13    |

## MISCELLANEOUS

|  |         |     |
|--|---------|-----|
| <b>MOST CONSECUTIVE GAMES WITH A THREE-POINT FGM</b> | 1991-01 | 278 |
|--|---------|-----|

## SEASON

|                                      |   |       |
|--------------------------------------|---|-------|
| <b>MOST VICTORIES</b>                | 2001-02                                       | 24    |
|                                      | 2007-08, 1999-2000, 1989-99, 1962-63, 1959-60 | 23    |
| <b>MOST DEFEATS</b>                  | 1991-92                                       | 24    |
| <b>LONGEST WINNING STREAK</b>        | 1946-47, 2001-02                              | 14    |
|                                      | 2007-08                                       | 12    |
| <b>LONGEST LOSING STREAK</b>         | 1993-94                                       | 17    |
| <b>MOST GAMES OVER 100 POINTS</b>    | 1988-89                                       | 11    |
|                                      | Opponent 1988-89                              | 10    |
| <b>MOST POINTS</b>                   | 1988-89                                       | 2,809 |
|                                      | Opponent 1988-89                              | 2,778 |
| <b>HIGHEST SCORING AVERAGE</b>       | 1964-65                                       | 98.4  |
|                                      | Opponent 1969-70                              | 96.9  |
| <b>MOST REBOUNDS</b>                 | 1962-63                                       | 1,559 |
|                                      | Opponent 1959-60                              | 1,398 |
| <b>MOST FIELD GOALS MADE</b>         | 1988-89                                       | 1,024 |
|                                      | Opponent 1988-89                              | 1,040 |
| <b>MOST FIELD GOALS ATTEMPTED</b>    | 1963-64                                       | 2,194 |
|                                      | Opponent 1967-68                              | 2,138 |
| <b>FIELD GOAL PERCENTAGE</b>         | 1988-89 (1,024-2,083)                         | .492  |
|                                      | Opponent 1988-89 (1,040-2,129)                | .488  |
| <b>3-POINT FIELD GOALS MADE</b>      | 2008-09                                       | 251   |
|                                      | Opponent 2005-06                              | 245   |
| <b>3-POINT FIELD GOALS ATTEMPTED</b> | 2001-02                                       | 684   |
|                                      | Opponent 2008-09                              | 703   |
| <b>3-POINT FIELD GOAL PERCENTAGE</b> | 2007-08, (236-613)                            | .385  |
|                                      | Opponent 1986-87, (151-370)                   | .408  |
| <b>MOST FREE THROWS MADE</b>         | 1959-60                                       | 663   |
|                                      | Opponent 1955-56                              | 597   |
| <b>MOST FREE THROWS ATTEMPTED</b>    | 1956-57                                       | 914   |
|                                      | Opponent 1955-56                              | 909   |
| <b>FREE THROW PERCENTAGE</b>         | 1964-65 (642-807)                             | .796  |
|                                      | Opponent 2008-09, (421-579)                   | .727  |
| <b>MOST ASSISTS</b>                  | 1988-89                                       | 583   |
|                                      | Opponent 1988-89                              | 516   |
| <b>MOST STEALS</b>                   | 1988-89                                       | 287   |
|                                      | Opponent 1987-88                              | 288   |
| <b>MOST BLOCKED SHOTS</b>            | 2001-02                                       | 190   |
|                                      | Opponent 2000-01                              | 144   |
| <b>MOST TURNOVERS</b>                | 1998-99                                       | 575   |
|                                      | Opponent 1999-00                              | 615   |
| <b>MOST PERSONAL FOULS</b>           | 1991-92                                       | 701   |
|                                      | Opponent 2007-08                              | 678   |





## INDIVIDUAL RECORDS

### POINTS SCORED, GAME

|                                       |    |
|---------------------------------------|----|
| Rick Barry vs. Rollins, 1965          | 59 |
| Rick Barry vs. Tampa, 1965            | 55 |
| Rick Barry vs. Florida Southern, 1965 | 54 |
| Rick Barry vs. Jacksonville, 1964     | 52 |
| Rick Barry vs. Tampa, 1965            | 51 |
| Rick Barry vs. Oklahoma City, 1965    | 51 |
| Rick Barry vs. Houston, 1965          | 50 |
| Rick Barry vs. Rollins, 1964          | 50 |
| Mike McCoy vs. Rollins, 1963          | 48 |
| Sy Chadroff vs. Rollins, 1952         | 47 |

### POINTS SCORED, SEASON

|                              |     |
|------------------------------|-----|
| Rick Barry, 1964-65 (26)     | 973 |
| Rick Barry, 1963-64 (27)     | 870 |
| Eric Brown, 1988-89 (31)     | 765 |
| Don Curnutt, 1969-70 (25)    | 709 |
| Don Curnutt, 1968-69 (24)    | 662 |
| Don Curnutt, 1967-68 (28)    | 635 |
| Jack McClinton, 2008-09 (32) | 617 |
| Dick Hickox, 1959-60 (27)    | 596 |
| Guillermo Diaz, 2005-06 (34) | 586 |
| Mike Wittman, 1966-67 (26)   | 585 |
| Mike Wittman, 1965-66 (26)   | 567 |
| Jack McClinton, 2007-08 (32) | 566 |
| Robert Hite, 2005-06 (34)    | 558 |
| Rusty Parker, 1967-68 (28)   | 558 |

### SCORING AVERAGE, SEASON

|                            |      |
|----------------------------|------|
| Rick Barry, 1964-65 (26)   | 37.4 |
| Rick Barry, 1963-64 (27)   | 32.1 |
| Don Curnutt, 1969-70 (25)  | 28.4 |
| Don Curnutt, 1968-69 (24)  | 27.6 |
| Eric Brown, 1988-89 (31)   | 24.7 |
| Don Curnutt, 1967-68 (28)  | 22.7 |
| Mike Wittman, 1966-67 (26) | 22.3 |
| Dick Hickox, 1959-60 (27)  | 22.1 |
| Mike Wittman, 1965-66 (26) | 21.8 |
| Sy Chadroff, 1951-52 (22)  | 20.9 |

### POINTS SCORED (FG-FT), CAREER

|                                   |       |
|-----------------------------------|-------|
| Rick Barry, 1962-65 (816-666)     | 2,298 |
| Eric Brown, 1985-89 (805-633)     | 2,270 |
| Don Curnutt, 1967-70 (813-380)    | 2,006 |
| Darius Rice, 2000-04 (631-343)    | 1,865 |
| Robert Hite, 2002-06 (622-245)    | 1,717 |
| Tim James, 1995-99 (681-331)      | 1,713 |
| Jack McClinton, 2006-09 (542-332) | 1,702 |
| Dennis Burns, 1985-89 (690-205)   | 1,594 |
| Dick Hickox, 1958-61 (560-409)    | 1,529 |
| Johnny Hemsley, 1996-00 (530-164) | 1,497 |
| Guillermo Diaz, 2003-06 (516-271) | 1,477 |
| Steven Edwards, 1992-96 (419-290) | 1,393 |
| Ron Godfrey, 1958-61 (518-348)    | 1,384 |
| James Jones, 1999-03 (464-304)    | 1,356 |
| Mike Wittman, 1964-67 (492-335)   | 1,319 |
| Joe Wylie, 1988-91 (501-289)      | 1,297 |
| Willie Allen, 1968-71 (482-329)   | 1,293 |
| John Salmons, 1998-02 (444-313)   | 1,287 |
| Mike McCoy, 1960-63 (524-183)     | 1,231 |
| Mario Bland, 1996-00 (450-289)    | 1,199 |

### FIELD GOALS MADE, GAME

|                                      |    |
|--------------------------------------|----|
| Rick Barry vs. Houston, 1965         | 21 |
| Rick Barry vs. Rollins, 1965         | 20 |
| Rick Barry vs. Rollins, 1965         | 20 |
| Mike McCoy vs. Rollins, 1963         | 20 |
| Rick Barry vs. Oklahoma City, 1965   | 19 |
| Mike Wittman vs. Oklahoma City, 1965 | 19 |
| Rick Barry vs. Rollins, 1964         | 19 |
| Rick Barry vs. Jacksonville, 1964    | 19 |
| Steve Rich vs. St. John's, 1996      | 18 |
| Wayne Beckner vs. Tampa, 1965        | 18 |
| Rick Barry vs. Yale, 1965            | 18 |
| John Dampier vs. Army, 1964          | 18 |
| Sy Chadroff vs. Rollins, 1952        | 18 |

### FIELD GOALS MADE, SEASON

|                            |     |
|----------------------------|-----|
| Rick Barry, 1964-65 (26)   | 340 |
| Rick Barry, 1963-64 (27)   | 314 |
| Don Curnutt, 1969-70 (25)  | 283 |
| Don Curnutt, 1967-68 (28)  | 268 |
| Don Curnutt, 1968-69 (24)  | 262 |
| Eric Brown, 1988-89 (31)   | 255 |
| Mike McCoy, 1962-63 (28)   | 237 |
| Mike Wittman, 1966-67 (26) | 219 |
| Dick Hickox, 1959-60 (27)  | 219 |
| Tim James, 1998-99 (30)    | 215 |

### FIELD GOALS MADE, CAREER

|                         |     |
|-------------------------|-----|
| Rick Barry, 1962-65     | 816 |
| Don Curnutt, 1967-70    | 813 |
| Eric Brown, 1985-89     | 805 |
| Dennis Burns, 1985-89   | 690 |
| Tim James, 1995-99      | 681 |
| Darius Rice, 2000-04    | 631 |
| Robert Hite, 2002-06    | 622 |
| Dick Hickox, 1958-61    | 560 |
| Jack McClinton, 2006-09 | 542 |
| Johnny Hemsley, 1996-00 | 530 |

### FIELD GOALS ATTEMPTED, GAME

|   |    |
|---|----|
| (Since 1985-86)                         |    |
| Johnny Hemsley vs. North Carolina, 1999 | 30 |
| Darius Rice vs. Connecticut, 2003       | 27 |
| Jack McClinton at Boston College, 2008  | 26 |
| Joe Wylie vs. George Mason, 1990        | 26 |
| Jack McClinton vs. North Carolina, 2009 | 25 |
| Steve Rich vs. St. John's, 1996         | 25 |
| Dennis Burns vs. Dayton, 1988           | 25 |
| Robert Hite vs. Florida Atlantic, 2004  | 24 |
| Joe Wylie vs. South Florida, 1991       | 24 |
| Dennis Burns vs. New Mexico, 1989       | 24 |
| Dennis Burns vs. Oral Roberts, 1989     | 24 |



RICK BARRY



DARIUS RICE

# INDIVIDUAL RECORDS



RAYMOND HICKS

## FIELD GOALS ATTEMPTED, SEASON

|                                |     |
|--------------------------------|-----|
| Rick Barry, 1964-65 (26)       | 651 |
| Don Curnutt, 1969-70 (25)      | 644 |
| Don Curnutt, 1968-69 (24)      | 613 |
| Rick Barry, 1963-64 (27)       | 572 |
| Don Curnutt, 1967-68 (28)      | 559 |
| Mike McCoy, 1962-63 (28)       | 530 |
| Johnny Hemsley, 1999-2000 (30) | 488 |
| Dick Miani, 1955-56 (26)       | 488 |
| Mike McCoy, 1961-62 (26)       | 485 |
| John Dampier, 1963-64 (27)     | 483 |

## FIELD GOAL ATTEMPTS, CAREER

|                         |       |
|-------------------------|-------|
| Don Curnutt, 1967-70    | 1,816 |
| Darius Rice, 2000-04    | 1,564 |
| Rick Barry, 1962-65     | 1,564 |
| Eric Brown, 1985-89     | 1,504 |
| Tim James, 1995-99      | 1,431 |
| Dennis Burns, 1985-89   | 1,409 |
| Robert Hite, 2002-06    | 1,406 |
| Dick Hickox, 1958-61    | 1,275 |
| Johnny Hemsley, 1996-00 | 1,283 |
| Jack McClinton, 2006-09 | 1,266 |
| Mike McCoy, 1960-63     | 1,212 |

## FIELD GOAL PERCENTAGE, GAME

(Since 1985-86)

|  |       |
|--|-------|
| Raymond Hicks vs. North Carolina A&T, 2008 (7-7) | 1.000 |
| Alex Fraser vs. Providence, 1997 (6-6)           | 1.000 |
| Alex Fraser vs. Syracuse, 1996 (6-6)             | 1.000 |
| Jamal Johnson vs. Florida A&M, 1993 (6-6)        | 1.000 |
| Raymond Hicks vs. Georgia Tech, 2006 (5-5)       | 1.000 |
| Raymond Hicks vs. Stetson, 2006 (5-5)            | 1.000 |
| Anthony King vs. Virginia Tech, 2005 (5-5)       | 1.000 |
| Anthony King vs. Morgan State, 2005 (5-5)        | 1.000 |
| Rafael Berumen vs. New Hampshire, 2002 (5-5)     | 1.000 |
| Elton Tyler vs. Florida Atlantic, 1999 (5-5)     | 1.000 |
| Anthony Rosa vs. Seton Hall, 1994 (5-5)          | 1.000 |
| Samarr Logan vs. George Mason, 1990 (5-5)        | 1.000 |
| Eric Brown vs. Alabama State, 1987 (15-16)       | .937  |
| Eric Brown vs. Bethune-Cookman, 1988 (12-13)     | .923  |
| Tim James vs. Memphis, 1997 (11-12)              | .917  |
| Trevor Burton vs. Maine, 1991 (11-12)            | .917  |

## FIELD GOAL PERCENTAGE, SEASON

(Minimum 200 Attempts)

|                                   |      |
|-----------------------------------|------|
| Mario Bland, 1997-98 (122-200)    | .610 |
| Mario Bland, 1998-99 (125-212)    | .590 |
| Eric Brown, 1988-89 (255-437)     | .584 |
| Elton Tyler, 2001-02 (149-257)    | .580 |
| Eric Brown, 1987-88 (193-333)     | .580 |
| Rusty Parker, 1965-66 (140-254)   | .551 |
| Dwayne Collins, 2007-08 (120-218) | .550 |
| Rick Barry, 1963-64 (314-572)     | .549 |
| Tito Horford, 1987-88 (176-326)   | .540 |
| Anthony King, 2005-06 (107-201)   | .532 |

## FIELD GOAL PERCENTAGE, CAREER

(Minimum 4 FGM Per Game Played)

|                                    |      |
|------------------------------------|------|
| Eric Brown, 1985-89 (805-1504)     | .535 |
| Rick Barry, 1962-65 (816-1564)     | .522 |
| Donald Strong, 1970-71 (167-321)   | .520 |
| Rusty Parker, 1965-68 (472-915)    | .516 |
| Tito Horford, 1986-88 (313-613)    | .511 |
| Constantin Popa, 1991-95 (452-917) | .493 |
| Dennis Burns, 1985-89 (690-1409)   | .490 |
| Joe Wylie, 1988-91 (501-1032)      | .485 |
| Tim James, 1995-99 (681-1431)      | .476 |
| Mike Wittman, 1964-67 (492-1040)   | .473 |

## 3-POINT FIELD GOALS MADE, GAME

|   |   |
|---|---|
| Johnny Hemsley vs. Lafayette, 1999      | 9 |
| Samarr Logan vs. Boston College, 1990   | 8 |
| Jack McClinton at Providence, 2009      | 7 |
| Jack McClinton vs. North Carolina, 2009 | 7 |
| Jack McClinton vs. Virginia, 2008       | 7 |
| Robert Hite vs. Wake Forest, 2006       | 7 |
| Robert Hite vs. FIU, 2004               | 7 |
| Darius Rice vs. Connecticut, 2003       | 7 |
| Darius Rice vs. Virginia Tech, 2001     | 7 |

## 3-POINT FIELD GOALS MADE, SEASON

|                              |     |
|------------------------------|-----|
| Jack McClinton, 2008-09 (32) | 101 |
| Jack McClinton, 2007-08 (32) | 94  |
| Jack McClinton, 2006-07 (31) | 91  |
| Robert Hite, 2005-06 (34)    | 85  |
| Marcus Barnes, 2001-02 (32)  | 79  |
| Steven Edwards, 1992-93 (27) | 79  |
| Guillermo Diaz, 2005-06 (34) | 78  |
| Darius Rice, 2001-02 (32)    | 76  |
| Robert Hite, 2004-05 (29)    | 72  |
| Johnny Hemsley, 1998-99 (30) | 70  |

## 3-POINT FIELD GOALS MADE, CAREER

|                         |     |
|-------------------------|-----|
| Jack McClinton, 2006-09 | 286 |
| Steven Edwards, 1992-96 | 265 |
| Darius Rice, 2000-04    | 260 |
| Robert Hite, 2002-06    | 228 |
| Guillermo Diaz, 2003-06 | 174 |
| Kevin Presto, 1985-89   | 170 |
| Johnny Hemsley, 1996-00 | 164 |
| Jake Morton, 1988-93    | 136 |
| Kevin Norris, 1994-98   | 134 |
| James Jones, 1999-03    | 124 |

Note: 3-point FGs were adopted in 1986-87

## 3-POINT FIELD GOALS ATTEMPTED, GAME

|   |    |
|---|----|
| Darius Rice vs. Virginia Tech, 2001     | 15 |
| Jack McClinton at Providence, 2009      | 14 |
| Jack McClinton at Georgia Tech, 2008    | 14 |
| Marcus Barnes vs. Connecticut, 2001     | 14 |
| Darius Rice vs. Florida State, 2003     | 13 |
| Steven Edwards vs. Boston College, 1996 | 13 |
| Steven Edwards vs. Robert Morris, 1994  | 13 |
| 14 occasions                            | 12 |

## INDIVIDUAL RECORDS

### 3-POINT FIELD GOALS ATTEMPTED, SEASON

|                                |     |
|--------------------------------|-----|
| Marcus Barnes, 2001-02 (32)    | 229 |
| Jack McClinton, 2008-09 (32)   | 223 |
| Jack McClinton, 2007-08 (32)   | 220 |
| Guillermo Diaz, 2005-06 (34)   | 214 |
| Darius Rice, 2001-02 (32)      | 208 |
| Jack McClinton, 2006-07 (31)   | 207 |
| Robert Hite, 2005-06 (34)      | 207 |
| Steven Edwards, 1992-93 (27)   | 207 |
| Johnny Hemsley, 1999-2000 (30) | 200 |
| Steven Edwards, 1995-96 (28)   | 200 |

### 3-POINT FIELD GOALS ATTEMPTED, CAREER

|                           |     |
|---------------------------|-----|
| Steven Edwards, 1992-96   | 766 |
| Darius Rice, 2000-04      | 755 |
| Jack McClinton, 2006-09   | 650 |
| Robert Hite, 2002-05      | 593 |
| Johnny Hemsley, 1996-2000 | 487 |
| Guillermo Diaz, 2003-06   | 458 |
| Kevin Presto, 1985-89     | 453 |
| Kevin Norris, 1994-98     | 407 |
| Jake Morton, 1988-93      | 390 |
| Marcus Barnes, 2000-02    | 370 |

### 3-POINT FIELD GOAL PERCENTAGE, GAME (Minimum 4 Attempts)

|   |       |
|---|-------|
| Robert Hite vs. Va. Tech, 2004 (5-5)      | 1.000 |
| Trevor Burton vs. Georgetown, 1993 (5-5)  | 1.000 |
| Samarr Logan vs. Davidson, 1990 (5-5)     | 1.000 |
| Levertis Williams vs. FIU, 1988 (5-5)     | 1.000 |
| Jack McClinton vs. Ohio State, 2009 (4-4) | 1.000 |
| Anthony Harris vs. Maryland, 2006 (4-4)   | 1.000 |
| Jerome Scott vs. Pittsburgh, 1992 (4-4)   | 1.000 |
| Joel Warren vs. Marist, 1988 (4-4)        | 1.000 |
| Jack McClinton at Duke, 2009 (5-6)        | .833  |
| Robert Hite vs. UMass, 2004 (5-6)         | .833  |
| Steve Frazier vs. FAU, 1995 (5-6)         | .833  |
| Jake Morton vs. Georgetown, 1993 (5-6)    | .833  |
| Adrian Thomas vs. Wake Forest, 2009 (4-5) | .800  |
| Jack McClinton vs. Stetson, 2008 (4-5)    | .800  |
| Trevor Burton vs. Davidson, 1991 (4-5)    | .800  |
| Joe Ross vs. Florida, 1991 (4-5)          | .800  |
| Jake Morton vs. BYU, 1989 (4-5)           | .800  |
| Jake Morton vs. Stanford, 1989 (4-5)      | .800  |
| Kevin Presto vs. BYU, 1989 (4-5)          | .800  |

### 3-POINT FIELD GOAL PERCENTAGE, SEASON (Minimum 30 Attempts)

|                                    |      |
|------------------------------------|------|
| Thomas Hocker, 1989-90 (27-55)     | .491 |
| James Jones, 2000-01 (41-87)       | .471 |
| Samarr Logan, 1989-90 (40-86)      | .465 |
| Guillermo Diaz, 2003-04 (34-76)    | .461 |
| Jack McClinton, 2008-09 (101-223)  | .453 |
| Jack McClinton, 2006-07 (91-207)   | .440 |
| Mike Noblet, 1986-87 (27-62)       | .435 |
| Jack McClinton, 2007-08 (94-220)   | .427 |
| Levertis Williams, 1987-88 (22-52) | .423 |
| Trevor Burton, 1991-92 (18-43)     | .419 |
| Thomas Hocker, 1988-89 (13-31)     | .419 |

### 3-POINT FIELD GOAL PERCENTAGE, CAREER (Minimum 75 Attempts)

|                                     |      |
|-------------------------------------|------|
| Jack McClinton, 2006-09 (286-650)   | .440 |
| Thomas Hocker, 1987-90 (53-125)     | .424 |
| Trevor Burton, 1989-93 (75-189)     | .397 |
| Robert Hite, 2002-06 (228-593)      | .384 |
| James Jones, 1999-03 (124-324)      | .383 |
| Guillermo Diaz, 2003-06 (174-458)   | .380 |
| Samarr Logan, 1989-92 (100-265)     | .377 |
| Kevin Presto, 1985-89 (170-453)     | .375 |
| Doug Elliott, 1989-91 (50-135)      | .370 |
| Levertis Williams, 1987-89 (68-184) | .370 |
| Anthony Rosa, 1993-96 (33-90)       | .367 |
| Adrian Thomas, 2005-09 (44-124)     | .355 |
| Jake Morton, 1988-93 (136-390)      | .349 |
| Joel Warren, 1985-89 (44-126)       | .349 |

### CONSECUTIVE GAMES WITH 3-POINT FIELD GOAL MADE, CAREER

|                         |    |
|-------------------------|----|
| Jack McClinton, 2008-09 | 35 |
| Steven Edwards, 1994-95 | 32 |
| Jack McClinton, 2007-08 | 30 |
| Steven Edwards, 1993    | 26 |
| Johnny Hemsley, 1998-99 | 20 |
| Steven Edwards, 1995-96 | 20 |
| Marcus Barnes, 2002     | 17 |
| James Dews, 2007-08     | 16 |
| Darius Rice, 2001       | 15 |
| Adrian Thomas, 2009     | 14 |
| Darius Rice, 2003       | 14 |
| James Jones, 2001       | 14 |
| Kevin Presto, 1988-89   | 14 |
| Steven Edwards, 1994    | 14 |
| Steve Frazier, 1994     | 14 |

### FREE THROWS MADE, GAME


|  |    |
|--|----|
| Rick Barry vs. Florida Southern, 1965  | 22 |
| Ron Godfrey vs. Oklahoma City, 1960    | 22 |
| Rick Barry vs. Rollins, 1965           | 19 |
| Rick Barry vs. St. Joseph's (PA), 1964 | 19 |
| Rick Barry vs. St. Mary's, 1965        | 17 |
| Rick Barry vs. Tampa, 1965             | 17 |
| Rick Barry vs. San Francisco, 1964     | 17 |
| Joe Munley vs. Ky.-Wesleyan, 1957      | 17 |
| Jack McClinton vs. NC State, 2009      | 16 |
| Dick Hickox vs. Stetson, 1959          | 16 |
| 8 occasions                            | 15 |

### FREE THROWS MADE, SEASON

|                            |     |
|----------------------------|-----|
| Rick Barry, 1964-65 (26)   | 293 |
| Eric Brown, 1988-89 (31)   | 246 |
| Rick Barry, 1963-64 (27)   | 242 |
| Eric Brown, 1987-88 (30)   | 161 |
| Ron Godfrey, 1959-60 (27)  | 159 |
| Dick Hickox, 1959-60 (27)  | 158 |
| Mike Wittman, 1965-66 (26) | 151 |
| Mike Wittman, 1966-67 (26) | 147 |
| Gene Stage, 1956-57 (26)   | 145 |
| Joe Wylie, 1990-91 (28)    | 143 |
| Don Curnutt, 1969-70 (25)  | 143 |




JACK MCCLINTON



SAMARR LOGAN

# INDIVIDUAL RECORDS



ERIC BROWN

## FREE THROWS MADE, CAREER

|                         |     |
|-------------------------|-----|
| Rick Barry, 1962-65     | 666 |
| Eric Brown, 1985-89     | 633 |
| Dick Hickox, 1958-61    | 409 |
| Eric Brown, 1985-89     | 387 |
| Don Curnutt, 1967-70    | 380 |
| Ron Godfrey, 1958-61    | 348 |
| Darius Rice, 2000-04    | 343 |
| Mike Wittman, 1964-67   | 335 |
| Jack McClinton, 2006-09 | 332 |
| Tim James, 1995-99      | 331 |

## FREE THROWS ATTEMPTED, GAME

(Since 1985-86)

|  |    |
|--|----|
| Eric Brown vs. Brigham Young, 1989         | 19 |
| Eric Brown vs. Marquette, 1989             | 17 |
| Eric Brown vs. Tennessee Tech, 1989        | 17 |
| Eric Brown vs. Providence, 1987            | 17 |
| Jack McClinton vs. NC State, 2009          | 16 |
| Dwayne Collins vs. Florida Atlantic, 2009  | 16 |
| Robert Hite vs. North Carolina, 2006       | 16 |
| Clifton Clark vs. Florida Atlantic, 2004   | 16 |
| John Salmons vs. West Virginia, 2001       | 16 |
| Steven Edwards vs. St. John's, 1995        | 16 |
| Hammie Ward at Tennessee, 1991             | 16 |
| Eric Brown vs. Virginia Commonwealth, 1988 | 16 |
| Eric Brown vs. Bethune-Cookman, 1988       | 16 |

## FREE THROWS ATTEMPTED, SEASON

|                              |     |
|------------------------------|-----|
| Rick Barry, 1964-65 (26)     | 341 |
| Eric Brown, 1988-89 (31)     | 310 |
| Rick Barry, 1963-64 (27)     | 287 |
| Eric Brown, 1987-88 (30)     | 229 |
| Willie Allen, 1970-71 (25)   | 227 |
| Ron Godfrey, 1959-60 (27)    | 207 |
| Mike Wittman, 1965-66 (26)   | 206 |
| Dick Hickox, 1959-60 (27)    | 198 |
| Joe Wylie, 1990-91 (28)      | 194 |
| Dwayne Collins, 2008-09 (32) | 192 |

## FREE THROWS ATTEMPTED, CAREER

|                       |     |
|-----------------------|-----|
| Eric Brown, 1985-89   | 840 |
| Rick Barry, 1962-65   | 786 |
| Willie Allen, 1968-71 | 553 |
| Tim James, 1995-99    | 514 |
| Dick Hickox, 1958-61  | 512 |
| Ron Godfrey, 1958-61  | 469 |
| Don Curnutt, 1967-70  | 456 |
| Joe Wylie, 1988-91    | 451 |
| Darius Rice, 2000-04  | 443 |
| Mike Wittman, 1964-67 | 441 |

## FREE THROW PERCENTAGE, GAME

(Since 1985-86)

|  |       |
|--|-------|
| Jack McClinton vs. NC State, 2009 (16-16)      | 1.000 |
| Jack McClinton vs. St. Mary's, 2008 (11-11)    | 1.000 |
| Lance Hurdle vs. Boston College, 2008 (10-10)  | 1.000 |
| Jack McClinton vs. Georgia Tech, 2006 (10-10)  | 1.000 |
| Guillermo Diaz vs. Virginia, 2005 (10-10)      | 1.000 |
| Robert Hite vs. Rutgers, 2004 (10-10)          | 1.000 |
| Johnny Hemsley vs. Georgia State, 1997 (10-10) | 1.000 |
| Kevin Norris vs. Buffalo, 1996 (10-10)         | 1.000 |

|   |       |
|---|-------|
| Steve Edwards vs. Villanova, 1993 (10-10) | 1.000 |
| Joe Wylie vs. West Virginia, 1991 (10-10) | 1.000 |
| Lemuel Howard vs. Duquesne, 1988 (10-10)  | 1.000 |
| Darius Rice vs. Providence, 2002 (9-9)    | 1.000 |
| John Salmons vs. Villanova, 2001 (9-9)    | 1.000 |
| 14 occasions (8-8)                        | 1.000 |

## FREE THROW PERCENTAGE, SEASON

(Minimum 50 Attempts)

|                                   |      |
|-----------------------------------|------|
| Jack McClinton, 2007-08 (114-124) | .919 |
| James Dews, 2007-08 (49-54)       | .907 |
| Jack McClinton, 2006-07 (102-114) | .895 |
| Jack McClinton, 2008-09 (116-131) | .885 |
| Dod Hammond, 1959-60 (64-73)      | .877 |
| Rick Jones, 1965-66 (134-153)     | .876 |
| Robert Hite, 2004-05 (71-82)      | .866 |
| Lance Hurdle, 2007-08 (96-111)    | .865 |
| Robert Hite, 2003-04 (68-79)      | .861 |
| Don Curnutt, 1969-70 (143-166)    | .861 |
| Rick Barry, 1964-65 (293-341)     | .859 |
| Johnny Hemsley, 1999-00 (90-106)  | .849 |
| Brian Asbury, 2007-08 (82-97)     | .845 |
| Rick Barry, 1963-64 (242-287)     | .843 |
| John Salmons, 2001-02 (123-146)   | .842 |

## FREE THROW PERCENTAGE, CAREER

(Minimum 2 FTM Per Game Played)

|                                   |      |
|-----------------------------------|------|
| Jack McClinton, 2006-09 (332-369) | .900 |
| Dod Hammond, 1959-60 (64-73)      | .877 |
| Lance Hurdle, 2007-08 (96-111)    | .865 |
| Robert Hite, 2002-06 (245-289)    | .848 |
| Rick Barry, 1962-65 (665-786)     | .846 |
| Rick Jones, 1964-67 (281-337)     | .834 |
| Don Curnutt, 1967-70 (380-456)    | .833 |
| James Jones, 1999-03 (304-366)    | .831 |
| Johnny Hemsley, 1996-00 (273-339) | .805 |
| John Salmons, 1998-02 (310-385)   | .805 |

## REBOUNDS, GAME

|  |    |
|--|----|
| Rick Barry vs. Oklahoma City, 1965     | 29 |
| Wayne Canaday vs. Bucknell, 1969       | 28 |
| Rick Barry vs. Rollins, 1965           | 27 |
| Harry Manushaw vs. Florida State, 1959 | 27 |
| Harry Manushaw vs. Morehead St., 1959  | 26 |
| Rusty Parker vs. Florida State, 1968   | 25 |
| Rick Barry vs. Cornell, 1963           | 25 |
| Rick Barry vs. Houston, 1965           | 24 |
| Rick Barry vs. Tampa, 1965             | 24 |
| Wayne Beckner vs. Rollins, 1963        | 24 |
| Harry Manushaw vs. Toronto, 1959       | 24 |

## REBOUNDS, SEASON

|                              |     |
|------------------------------|-----|
| Rick Barry, 1964-65 (26)     | 475 |
| Rick Barry, 1963-64 (27)     | 448 |
| Harry Manushaw, 1958-59 (25) | 372 |
| Rick Barry, 1962-63 (24)     | 351 |
| Mike McCoy, 1962-63 (28)     | 350 |
| Mike McCoy, 1961-62 (26)     | 336 |
| Bill Soens, 1966-67 (26)     | 330 |
| Wayne Canaday, 1969-70 (26)  | 327 |
| Edwin Morris, 1955-56 (26)   | 322 |
| Harry Manushaw, 1959-60 (27) | 321 |



## INDIVIDUAL RECORDS

### REBOUNDS, CAREER

|                          |       |
|--------------------------|-------|
| Rick Barry, 1962-65      | 1,274 |
| Willie Allen, 1968-71    | 916   |
| Harry Manushaw, 1958-61  | 914   |
| Mike McCoy, 1960-63      | 857   |
| Tim James, 1995-99       | 856   |
| Eric Brown, 1985-89      | 855   |
| Anthony King, 2003-08    | 824   |
| Edwin Morris, 1955-58    | 787   |
| Ron Godfrey, 1958-61     | 767   |
| Joe Wylie, 1988-91       | 758   |
| Constantin Popa, 1991-95 | 701   |

### ASSISTS, GAME

|   |    |
|---|----|
| Michael Gardner vs. Pittsburgh, 1993      | 14 |
| John Salmons vs. Notre Dame, 2002         | 13 |
| Bryan Hughes vs. The Citadel, 1985        | 13 |
| Vernon Jennings vs. Bethune-Cookman, 2000 | 12 |
| Vernon Jennings vs. Pittsburgh, 1999      | 12 |
| Thomas Hocker vs. Florida State, 1990     | 12 |
| Thomas Hocker vs. Tulane, 1990            | 12 |
| John Salmons vs. St. John's, 2002         | 11 |
| Vernon Jennings vs. Notre Dame, 2000      | 11 |
| Vernon Jennings vs. Syracuse, 1999        | 11 |
| Kevin Norris vs. Florida Atlantic, 1997   | 11 |
| Michael Gardner vs. Syracuse, 1993        | 11 |
| Jerome Scott vs. St. Joseph's (PA), 1991  | 11 |
| Kevin Presto vs. Alabama State, 1987      | 11 |
| 10 occasions                              | 10 |

### ASSISTS, SEASON

|                               |     |
|-------------------------------|-----|
| Vernon Jennings, 1999-00 (32) | 218 |
| John Salmons, 2001-02 (32)    | 195 |
| Vernon Jennings, 1998-99 (30) | 167 |
| Michael Gardner, 1992-93 (27) | 154 |
| Kevin Norris, 1996-97 (29)    | 142 |
| Thomas Hocker, 1989-90 (27)   | 139 |
| Kevin Norris, 1997-98 (28)    | 138 |
| Thomas Hocker, 1987-88 (31)   | 136 |
| Anthony Harris, 2004-05 (29)  | 133 |
| Bryan Hughes, 1985-86 (28)    | 129 |

### ASSISTS, CAREER\*

|                          |     |
|--------------------------|-----|
| Vernon Jennings, 1996-00 | 520 |
| Kevin Norris, 1994-98    | 493 |
| John Salmons, 1998-02    | 429 |
| Kevin Presto, 1985-89    | 412 |
| Thomas Hocker, 1987-90   | 384 |
| Anthony Harris, 2002-07  | 330 |
| Michael Gardner, 1991-94 | 319 |
| Steven Edwards, 1992-96  | 312 |
| Mike Simmons, 1998-03    | 263 |
| Jerome Scott, 1988-92    | 257 |
| Jack McClinton, 2006-09  | 239 |
| Guillermo Diaz, 2003-06  | 238 |
| Dennis Burns, 1985-89    | 236 |
| Joel Warren, 1985-89     | 225 |
| Trevor Burton, 1989-93   | 223 |

### STEALS, GAME

|   |   |
|---|---|
| Jerome Scott vs. FIU, 1991              | 9 |
| Vernon Jennings vs. West Virginia, 2000 | 7 |
| 12 occasions                            | 6 |

### STEALS, SEASON

|                                 |    |
|---------------------------------|----|
| Jerome Scott, 1991-92 (32)      | 77 |
| Vernon Jennings, 1999-2000 (32) | 75 |
| Jerome Scott, 1990-91 (28)      | 70 |
| Robert Hite, 2003-04 (30)       | 61 |
| Vernon Jennings, 1998-99 (30)   | 60 |
| John Salmons, 2001-02 (32)      | 57 |
| John Salmons, 2000-01 (29)      | 57 |
| Steven Edwards, 1992-93 (27)    | 56 |
| Michael Gardner, 1992-93 (27)   | 52 |
| Robert Hite, 2005-06 (34)       | 50 |
| John Salmons, 1999-2000 (34)    | 50 |
| Kevin Norris, 1994-95 (28)      | 49 |
| Dennis Burns, 1987-88 (31)      | 48 |
| Clifton Clark, 1996-97 (29)     | 47 |
| Brian Asbury, 2006-07 (32)      | 46 |
| Kevin Norris, 1996-97 (29)      | 46 |

### STEALS, CAREER\*

|                          |     |
|--------------------------|-----|
| Kevin Norris, 1994-98    | 208 |
| Vernon Jennings, 1996-00 | 199 |
| John Salmons, 1998-02    | 192 |
| Robert Hite, 2002-06     | 187 |
| Jerome Scott, 1988-92    | 187 |
| Jake Morton, 1988-93     | 167 |
| Kevin Presto, 1985-89    | 154 |
| Mike Simmons, 1998-03    | 141 |
| Steven Edwards, 1992-96  | 138 |
| James Jones, 1999-03     | 137 |
| Dennis Burns, 1985-89    | 136 |
| Darius Rice, 2000-04     | 129 |
| Tim James, 1995-99       | 127 |
| Guillermo Diaz, 2003-06  | 123 |
| Eric Brown, 1985-89      | 122 |

### BLOCKED SHOTS, GAME

|  |    |
|--|----|
| Anthony King vs. Florida Atlantic, 2004    | 13 |
| James Jones vs. FIU, 2001                  | 8  |
| Tim James vs. West Virginia, 1996          | 8  |
| Constantin Popa vs. Florida Atlantic, 1992 | 8  |
| Anthony King vs. Marist, 2008              | 7  |
| James Jones vs. North Carolina, 2003       | 7  |
| James Jones vs. Florida Atlantic, 2000     | 7  |
| Constantin Popa vs. St. John's, 1995       | 7  |
| Constantin Popa vs. Beth.-Cookman, 1993    | 7  |
| Tito Horford vs. South Carolina, 1987      | 7  |




ANTHONY KING



KEVIN NORRIS

# INDIVIDUAL RECORDS



GUILLERMO DIAZ

## BLOCKED SHOTS, SEASON

|                               |    |
|-------------------------------|----|
| Anthony King, 2004-05 (29)    | 86 |
| Constantin Popa, 1992-93 (27) | 85 |
| Tito Horford, 1987-88 (30)    | 80 |
| James Jones, 2001-02 (32)     | 78 |
| Anthony King, 2005-06 (34)    | 65 |
| Tim James, 1998-99 (30)       | 65 |
| Tim James, 1996-97 (29)       | 64 |
| Constantin Popa, 1991-92 (32) | 64 |
| Constantin Popa, 1993-94 (27) | 59 |
| Constantin Popa, 1994-95 (28) | 55 |
| James Jones, 2002-03 (28)     | 50 |
| Tim James, 1995-96 (28)       | 50 |
| Anthony King, 2007-08 (34)    | 48 |
| Elton Tyler, 2001-02 (32)     | 48 |
| Dwayne Wimbley, 2000-01 (29)  | 48 |

## BLOCKED SHOTS, CAREER\*

|                                 |     |
|---------------------------------|-----|
| Constantin Popa, 1991-95        | 263 |
| Tim James, 1995-99              | 224 |
| Anthony King, 2003-08           | 219 |
| James Jones, 1999-03            | 192 |
| Tito Horford, 1986-88           | 125 |
| Dennis Burns, 1985-89           | 123 |
| Elton Tyler, 1997-2000, 2001-02 | 114 |
| Jimmy Graham, 2005-09           | 104 |
| Dwayne Wimbley, 1997-01         | 96  |
| Gary Hamilton, 2002-06          | 85  |
| Joe Wylie, 1988-91              | 84  |
| Eric Brown, 1985-89             | 84  |
| John Salmons, 1998-02           | 81  |

## PERSONAL FOULS, SEASON

|                               |     |
|-------------------------------|-----|
| Hammie Ward, 1991-92 (32)     | 115 |
| Constantin Popa, 1992-93 (27) | 103 |
| Constantin Popa, 1991-92 (32) | 101 |
| Kevin O'Riordan, 1970-71 (26) | 101 |
| Mike Hutslar, 1969-70 (23)    | 100 |
| Ron Godfrey, 1960-61 (27)     | 100 |
| Ron Godfrey, 1959-60 (27)     | 99  |
| Jimmy Graham, 2007-08 (32)    | 98  |
| Gary Hamilton, 2005-06 (34)   | 96  |
| Tim Harvey, 1985-86 (27)      | 94  |

## PERSONAL FOULS, CAREER

|                          |     |
|--------------------------|-----|
| Constantin Popa, 1991-95 | 375 |
| Eric Brown, 1985-89      | 332 |
| John Salmons, 1998-02    | 316 |
| Hammie Ward, 1989-93     | 311 |
| Jake Morton, 1988-93     | 308 |
| Mario Bland, 1996-00     | 305 |
| Gary Hamilton, 2002-06   | 297 |
| Jimmy Graham, 2005-09    | 290 |
| Ron Godfrey, 1958-61     | 283 |
| Kevin Presto, 1985-89    | 277 |
| Vernon Jennings, 1996-00 | 269 |

## DISQUALIFICATIONS, SEASON

|                            |   |
|----------------------------|---|
| Bill Soens, 1967-68 (28)   | 9 |
| Bill Soens, 1966-67 (26)   | 9 |
| Ron Godfrey, 1960-61 (27)  | 9 |
| Hammie Ward, 1990-91 (28)  | 8 |
| Tim Harvey, 1985-86 (27)   | 8 |
| Mike Hutslar, 1969-70 (23) | 8 |
| Mike Hutslar, 1968-69 (24) | 8 |
| Rusty Parker, 1965-66 (26) | 8 |
| Ed Morris, 1956-57 (26)    | 8 |
| Ed Morris, 1955-56 (26)    | 8 |

## DISQUALIFICATIONS, CAREER

|                          |    |
|--------------------------|----|
| Mike Hutslar, 1967-70    | 25 |
| Rusty Parker, 1965-68    | 21 |
| Edwin Morris, 1955-58    | 20 |
| Hammie Ward, 1989-93     | 18 |
| Bill Soens, 1966-68      | 18 |
| Eric Brown, 1985-89      | 18 |
| Constantin Popa, 1991-95 | 18 |
| Ron Godfrey, 1958-61     | 16 |
| Willie Allen, 1968-71    | 15 |
| Mark Richardson, 1985-89 | 15 |

## GAMES STARTED, SEASON

|                                 |    |
|---------------------------------|----|
| Anthony King, 2007-08 (34)      | 34 |
| Anthony King, 2005-06 (34)      | 34 |
| Guillermo Diaz, 2005-06 (34)    | 34 |
| Robert Hite, 2005-06 (34)       | 34 |
| Mario Bland, 1999-2000 (34)     | 34 |
| Elton Tyler, 1999-2000 (34)     | 34 |
| John Salmons, 1999-2000 (34)    | 34 |
| James Dews, 2007-08 (34)        | 33 |
| John Salmons, 2001-02 (32)      | 32 |
| James Jones, 2001-02 (32)       | 32 |
| Elton Tyler, 2001-02 (32)       | 32 |
| Hammie Ward, 1991-92 (32)       | 32 |
| Jerome Scott, 1991-92 (32)      | 32 |
| Jack McClinton, 2008-09 (32)    | 31 |
| Dwayne Collins, 2008-09 (32)    | 31 |
| Brian Asbury, 2006-07 (31)      | 31 |
| Darius Rice, 2001-02 (32)       | 31 |
| Vernon Jennings, 1999-2000 (32) | 31 |

## GAMES STARTED, CAREER\*

|                          |     |
|--------------------------|-----|
| Darius Rice, 2000-04     | 113 |
| Robert Hite, 2002-06     | 109 |
| Kevin Norris, 1994-98    | 108 |
| John Salmons, 1998-2002  | 106 |
| Eric Brown, 1985-89      | 106 |
| Anthony King, 2003-08    | 105 |
| Alex Fraser, 1993-97     | 98  |
| Mario Bland, 1998-00     | 97  |
| Steven Edwards, 1992-96  | 91  |
| Kevin Presto, 1985-89    | 91  |
| James Jones, 1999-2003   | 89  |
| Tim James, 1995-99       | 85  |
| Jack McClinton, 2006-09  | 83  |
| Constantin Popa, 1991-95 | 83  |
| Guillermo Diaz, 2003-06  | 81  |

## INDIVIDUAL RECORDS

### CONSECUTIVE GAMES STARTED, CAREER\*

|                         |     |
|-------------------------|-----|
| Kevin Norris, 1994-98   | 108 |
| John Salmons, 1998-2002 | 106 |
| James Jones, 1999-2003  | 89  |
| Jerome Scott, 1990-92   | 72  |
| Anthony King, 2004-06   | 71  |
| Guillermo Diaz, 2003-06 | 69  |
| Alex Fraser, 1994-96    | 67  |
| Tim James, 1997-99      | 61  |
| James Jones, 1999-2003  | 61  |
| Mario Bland, 1998-2000  | 58  |

\*-years listed are the years of the consecutive starts

### GAMES PLAYED, CAREER

|                               |     |
|-------------------------------|-----|
| Brian Asbury, 2005-09         | 130 |
| Anthony King, 2003-08         | 126 |
| Elton Tyler, 1997-00, 2001-02 | 124 |
| John Salmons, 1998-2002       | 124 |
| James Jones, 1999-2003        | 122 |
| Robert Hite, 2002-06          | 121 |
| Kevin Presto, 1985-89         | 121 |
| Jimmy Graham, 2005-09         | 120 |
| Mario Bland, 1996-2000        | 120 |
| Eric Brown, 1985-89           | 120 |
| Gary Hamilton, 2002-06        | 119 |
| Dennis Burns, 1985-89         | 119 |
| Mike Simmons, 1998-2003       | 118 |
| Dwayne Wimbley, 1997-2001     | 118 |
| Darius Rice, 2000-04          | 116 |
| Tim James, 1995-99            | 115 |
| Rodrigue Djahue, 2000-04      | 114 |
| Kevin Norris, 1994-98         | 113 |
| Constantin Popa, 1991-95      | 113 |
| Jake Morton, 1988-93          | 113 |
| Joel Warren, 1985-89          | 113 |
| Raymond Hicks, 2004-08        | 112 |
| Vernon Jennings, 1996-2000    | 111 |
| Steven Edwards, 1992-96       | 110 |
| Alex Fraser, 1993-97          | 110 |
| Johnny Hemsley, 1996-2000     | 108 |
| Mark Richardson, 1985-89      | 108 |
| Trevor Burton, 1989-93        | 107 |
| Anthony Harris, 2003-07       | 106 |
| Jerome Scott, 1988-92         | 104 |
| Hammie Ward, 1989-93          | 100 |

### MINUTES PLAYED, SEASON

|                               |       |
|-------------------------------|-------|
| Guillermo Diaz, 2005-06 (34)  | 1,196 |
| Robert Hite, 2005-06 (34)     | 1,127 |
| Vernon Jennings, 1999-00 (32) | 1,117 |
| Jerome Scott, 1991-92 (32)    | 1,108 |
| John Salmons, 1999-00 (34)    | 1,104 |
| Johnny Hemsley, 1998-99 (30)  | 1,078 |
| John Salmons, 2001-02 (32)    | 1,077 |
| Johnny Hemsley, 1999-00 (30)  | 1,075 |
| Darius Rice, 2001-02, (32)    | 1,051 |
| James Jones, 2001-02 (32)     | 1,048 |
| Jerome Scott, 1990-91 (28)    | 1,034 |
| Jack McClinton, 2008-09 (32)  | 1,030 |
| Kevin Presto, 1986-87 (31)    | 1,027 |
| Eric Brown, 1988-89 (31)      | 1,016 |
| Jack McClinton, 2007-08 (32)  | 1,007 |

### MINUTES PLAYED, CAREER\*

|                            |       |
|----------------------------|-------|
| John Salmons, 1998-2002    | 3,786 |
| Eric Brown, 1985-89        | 3,761 |
| Darius Rice, 2000-04       | 3,727 |
| Robert Hite, 2002-06       | 3,566 |
| Kevin Presto, 1985-89      | 3,453 |
| Tim James, 1995-99         | 3,371 |
| James Jones, 1999-2003     | 3,351 |
| Kevin Norris, 1994-98      | 3,255 |
| Dennis Burns, 1985-89      | 3,176 |
| Johnny Hemsley, 1996-2000  | 3,170 |
| Steven Edwards, 1992-96    | 3,062 |
| Guillermo Diaz, 2003-06    | 3,032 |
| Jack McClinton, 2006-09    | 3,013 |
| Anthony King, 2003-08      | 2,962 |
| Vernon Jennings, 1996-2000 | 2,926 |

### 20-POINT GAMES, SEASON

|                              |    |
|------------------------------|----|
| Eric Brown, 1988-89 (31)     | 24 |
| Rick Barry, 1964-65 (26)     | 24 |
| Rick Barry, 1963-64 (27)     | 24 |
| Don Curnutt, 1969-70 (25)    | 21 |
| Don Curnutt, 1968-69 (24)    | 21 |
| Don Curnutt, 1967-68 (28)    | 19 |
| Mike Wittman, 1966-67 (27)   | 17 |
| Dick Hickox, 1959-60 (27)    | 17 |
| Jack McClinton, 2008-09 (32) | 16 |
| Joe Wylie, 1990-91 (28)      | 15 |

### 20-POINT GAMES, CAREER

|                         |    |
|-------------------------|----|
| Rick Barry, 1962-65     | 61 |
| Don Curnutt, 1967-70    | 61 |
| Eric Brown, 1985-89     | 54 |
| Dick Hickox, 1958-61    | 41 |
| Jack McClinton, 2006-09 | 37 |
| Darius Rice, 2000-04    | 35 |
| Mike Wittman, 1964-67   | 33 |
| Johnny Hemsley, 1996-00 | 29 |
| Joe Wylie, 1988-91      | 29 |
| Tim James, 1995-99      | 28 |
| Ron Godfrey, 1958-61    | 28 |
| Willie Allen, 1968-71   | 28 |
| Mike McCoy, 1960-63     | 27 |
| Guillermo Diaz, 2003-06 | 25 |
| Dennis Burns, 1985-89   | 24 |

### 30-POINT GAMES, SEASON

|                            |    |
|----------------------------|----|
| Rick Barry, 1963-64 ( 27)  | 19 |
| Rick Barry, 1964-65 (26)   | 18 |
| Don Curnutt, 1968-69 (24)  | 11 |
| Don Curnutt, 1969-70 (25)  | 10 |
| Eric Brown, 1988-89 (31)   | 9  |
| Rusty Parker, 1967-68 (28) | 5  |
| Don Curnutt, 1967-68 (28)  | 4  |
| Mike Wittman, 1966-67 (26) | 4  |
| John Dampier, 1963-64 (27) | 4  |
| Dick Hickox, 1959-60 (27)  | 4  |

Returning Players in **Bold** | Games Played in ( )  
\* Records Beginning in 1985-86



JOHN SALMONS



BRIAN ASBURY

## OPPONENT'S INDIVIDUAL SINGLE-GAME HIGHS

**POINTS** 58  
Danny Ferry (Duke)  
12/10/88

**FIELD GOALS MADE** 23  
Danny Ferry (Duke)  
12/10/88

**FIELD GOALS ATTEMPTED** 31  
Victor Page (Georgetown)  
3/6/97

**FG%** 1.000 (11-11)  
Hakim Warrick (Syracuse)  
2/14/04

**3-PT FGM** 9  
Lewis Clinch (Georgia Tech)  
3/4/09  
Mike Hargett (George Mason)  
11/23/90

**3-PT FGA** 16  
Lewis Clinch (Georgia Tech)  
3/4/09  
Billy Donovan (Providence)  
1/20/87  
Jerome Coleman (Rutgers)  
2/17/02

**3-PT FG%** 1.000 (5-5)  
Jerry McCullough (Pittsburgh)  
1/12/94

**FREE THROWS MADE** 17  
Jason Lawson (Villanova)  
3/5/94  
Troy Bell (Boston College)  
1/13/01

**FREE THROWS ATTEMPTED** 21  
Jason Lawson (Villanova)  
3/5/94

**FT%** 1.000 (17-17)  
Troy Bell (Boston College)  
1/13/01

**REBOUNDS** 24  
Darrell Coleman (South Florida)  
3/1/88

**ASSISTS** 14  
Tommy Amaker (Duke)  
2/19/86  
Brandon Knight (Pittsburgh)  
3/8/02

**TURNOVERS** 11  
Zlatko Savovic (Lehigh)  
12/27/01

**BLOCKED SHOTS** 13  
Kyle Davis (Auburn)  
3/14/01

**STEALS** 8  
Eric Murdock (Providence)  
1/27/88

# ANNUAL LEADERS

## SCORING LEADERS

| YEAR    | PLAYER               | FG  | FT  | PTS |
|---------|----------------------|-----|-----|-----|
| 1926-27 | No record available  |     |     |     |
| 1927-28 | Rodger Ashman        |     |     | 169 |
| 1928-29 | Rodger Ashman        | 49  | 18  | 116 |
| 1929-31 | No record available  |     |     |     |
| 1931-32 | Polger               | 71  | 25  | 167 |
| 1932-38 | No team              |     |     |     |
| 1938-39 | No record available  |     |     |     |
| 1939-40 | John Tobin           | 86  | 24  | 196 |
| 1940-41 | John Tobin           | 71  | 27  | 169 |
| 1941-42 | John Tobin           | 91  | 39  | 221 |
| 1943-45 | No records available |     |     |     |
| 1945-46 | Louis Edwards        | 53  | 17  | 123 |
| 1946-47 | Bob Campbell         | 164 | 39  | 367 |
| 1947-48 | Abe Friedman         | 92  | 37  | 221 |
| 1948-49 | Bob Campbell         | 164 | 39  | 367 |
| 1949-50 | Mackey MacDonald     | 134 | 48  | 316 |
| 1950-51 | Sy Chadroff          | 107 | 54  | 268 |
| 1951-52 | Sy Chadroff          | 180 | 999 | 459 |
| 1952-53 | Howard Keene         | 112 | 126 | 350 |
| 1953-54 | Willie Schayowitz    | 95  | 37  | 227 |
| 1954-55 | Dick Miani           | 114 | 73  | 301 |
| 1955-56 | Dick Miani           | 186 | 139 | 511 |
| 1956-57 | Gene Stage           | 158 | 145 | 461 |
| 1957-58 | Gene Stage           | 137 | 79  | 353 |
| 1958-59 | Dick Hickox          | 161 | 131 | 453 |
| 1959-60 | Dick Hickox          | 219 | 158 | 596 |
| 1960-61 | Dick Hickox          | 180 | 120 | 480 |
| 1961-62 | Mike McCoy           | 199 | 80  | 478 |
| 1962-63 | Mike McCoy           | 237 | 80  | 554 |
| 1963-64 | Rick Barry           | 314 | 242 | 870 |
| 1964-65 | Rick Barry           | 340 | 293 | 973 |
| 1965-66 | Mike Wittman         | 208 | 151 | 567 |
| 1966-67 | Mike Wittman         | 219 | 147 | 585 |
| 1967-68 | Don Curnutt          | 268 | 99  | 635 |
| 1968-69 | Don Curnutt          | 262 | 138 | 662 |
| 1969-70 | Don Curnutt          | 283 | 143 | 709 |
| 1970-71 | Willie Allen         | 184 | 129 | 497 |
| 1972-85 | No team              |     |     |     |
| 1985-86 | Eric Brown           | 174 | 112 | 460 |
| 1986-87 | Eric Brown           | 183 | 114 | 460 |
| 1987-88 | Eric Brown           | 193 | 161 | 551 |
| 1988-89 | Eric Brown           | 255 | 246 | 765 |
| 1989-90 | Joe Wylie            | 210 | 91  | 514 |
| 1990-91 | Joe Wylie            | 186 | 143 | 515 |
| 1991-92 | Jerome Scott         | 100 | 122 | 371 |
| 1992-93 | Steven Edwards       | 127 | 97  | 430 |
| 1993-94 | Jamal Johnson        | 102 | 53  | 257 |
| 1994-95 | Steven Edwards       | 102 | 91  | 359 |
| 1995-96 | Steven Edwards       | 114 | 68  | 361 |
| 1996-97 | Tim James            | 165 | 73  | 405 |
| 1997-98 | Tim James            | 184 | 97  | 469 |
| 1998-99 | Tim James            | 215 | 115 | 557 |
| 1999-00 | Johnny Hemsley       | 194 | 90  | 542 |
| 2000-01 | Darius Rice          | 140 | 67  | 409 |
| 2001-02 | Darius Rice          | 155 | 92  | 478 |
| 2002-03 | Darius Rice          | 170 | 99  | 506 |
| 2003-04 | Darius Rice          | 166 | 85  | 472 |
| 2004-05 | Guillermo Diaz       | 190 | 97  | 538 |
| 2005-06 | Guillermo Diaz       | 194 | 120 | 586 |
| 2006-07 | Jack McClinton       | 163 | 102 | 519 |
| 2007-08 | Jack McClinton       | 179 | 114 | 566 |
| 2008-09 | Jack McClinton       | 200 | 116 | 617 |

## REBOUNTING LEADERS

| YEAR    | PLAYER              | OFF | DEF | TOTAL |
|---------|---------------------|-----|-----|-------|
| 1950-51 | Howard Keene        | —   | —   | 271   |
| 1951-52 | Howard Keene        | —   | —   | 218   |
| 1952-54 | No record available |     |     |       |
| 1954-55 | Ken Ryskamp         | —   | —   | 181   |
| 1955-56 | Ed Morris           | —   | —   | 322   |
| 1956-57 | Ed Morris           | —   | —   | 246   |
| 1957-58 | Dick Berghoff       | —   | —   | 278   |
| 1958-59 | Harry Manushaw      | —   | —   | 372   |
| 1959-60 | Harry Manushaw      | —   | —   | 321   |
| 1960-61 | Ron Godfrey         | —   | —   | 256   |
| 1961-62 | Mike McCoy          | —   | —   | 338   |
| 1962-63 | Rick Barry          | —   | —   | 351   |
| 1963-64 | Rick Barry          | —   | —   | 448   |
| 1964-65 | Rick Barry          | —   | —   | 475   |
| 1965-66 | Mike Wittman        | —   | —   | 260   |
| 1966-67 | Billy Soens         | —   | —   | 330   |
| 1967-68 | Billy Soens         | —   | —   | 299   |
| 1968-69 | Wayne Canaday       | —   | —   | 319   |
| 1969-70 | Wayne Canaday       | —   | —   | 327   |
| 1970-71 | Willie Allen        | —   | —   | 316   |
| 1972-85 | No team             |     |     |       |
| 1985-86 | Eric Brown          | —   | —   | 208   |
| 1986-87 | Tito Horford        | 59  | 178 | 241   |
| 1987-88 | Tito Horford        | 65  | 206 | 271   |
| 1988-89 | Eric Brown          | 81  | 168 | 249   |
| 1989-90 | Joe Wylie           | 89  | 177 | 266   |
| 1990-91 | Joe Wylie           | 110 | 169 | 279   |
| 1991-92 | Constantin Popa     | 64  | 88  | 152   |
| 1992-93 | Constantin Popa     | 76  | 121 | 197   |
| 1993-94 | Constantin Popa     | 57  | 105 | 162   |
| 1994-95 | Constantin Popa     | 76  | 114 | 190   |
| 1995-96 | Steve Rich          | 70  | 90  | 160   |
| 1996-97 | Tim James           | 88  | 108 | 196   |
| 1997-98 | Tim James           | 90  | 173 | 263   |
| 1998-99 | Tim James           | 83  | 163 | 246   |
| 1999-00 | Mario Bland         | 90  | 147 | 237   |
| 2000-01 | John Salmons        | 62  | 111 | 173   |
| 2001-02 | James Jones         | 65  | 138 | 203   |
| 2002-03 | James Jones         | 52  | 117 | 169   |
| 2003-04 | Darius Rice         | 55  | 123 | 178   |
| 2004-05 | Anthony King        | 91  | 134 | 231   |
| 2005-06 | Anthony King        | 104 | 132 | 236   |
| 2006-07 | Dwayne Collins      | 105 | 102 | 207   |
| 2007-08 | Anthony King        | 83  | 156 | 239   |
| 2008-09 | Dwayne Collins      | 95  | 132 | 227   |

Only seven players in program history have led the Hurricanes in scoring at least three-straight seasons: John Tobin (1940, 41, 42), Dick Hickox (1959, 60, 61), Don Curnutt (1968, 69, 70), Eric Brown (1986, 87, 88, 89), Tim James (1997, 98, 99), Darius Rice (2001, 02, 03, 04) and Jack McClinton (2007, 08, 09).



# ANNUAL LEADERS

## ASSIST LEADERS\*

| YEAR    | PLAYER          | ASSISTS TOTAL |
|---------|-----------------|---------------|
| 1985-86 | Bryan Hughes    | 129           |
| 1986-87 | Kevin Presto    | 117           |
| 1987-88 | Thomas Hocker   | 136           |
| 1988-89 | Thomas Hocker   | 109           |
| 1989-90 | Thomas Hocker   | 139           |
| 1990-91 | Jerome Scott    | 111           |
| 1991-92 | Michael Gardner | 98            |
| 1992-93 | Michael Gardner | 154           |
| 1993-94 | Torey McCormick | 85            |
| 1994-95 | Kevin Norris    | 102           |
| 1995-96 | Kevin Norris    | 111           |
| 1996-97 | Kevin Norris    | 142           |
| 1997-98 | Kevin Norris    | 138           |
| 1998-99 | Vernon Jennings | 167           |
| 1999-00 | Vernon Jennings | 218           |
| 2000-01 | John Salmons    | 115           |
| 2001-02 | John Salmons    | 195           |
| 2002-03 | Armondo Surratt | 93            |
| 2003-04 | Armondo Surratt | 121           |
| 2004-05 | Anthony Harris  | 133           |
| 2005-06 | Guillermo Diaz  | 97            |
| 2006-07 | Anthony Harris  | 110           |
| 2007-08 | Lance Hurdle    | 82            |
|         | Jack McClinton  | 82            |
| 2008-09 | Jack McClinton  | 91            |

## BLOCKED SHOT LEADERS\*


| YEAR    | PLAYER          | BLOCKS TOTAL |
|---------|-----------------|--------------|
| 1985-86 | Tim Harvey      | 46           |
| 1986-87 | Tito Horford    | 45           |
| 1987-88 | Tito Horford    | 80           |
| 1988-89 | Dennis Burns    | 36           |
| 1989-90 | Joe Wylie       | 32           |
| 1990-91 | Joe Wylie       | 37           |
| 1991-92 | Constantin Popa | 64           |
| 1992-93 | Constantin Popa | 85           |
| 1993-94 | Constantin Popa | 59           |
| 1994-95 | Constantin Popa | 55           |
| 1995-96 | Tim James       | 50           |
| 1996-97 | Tim James       | 64           |
| 1997-98 | Tim James       | 45           |
| 1998-99 | Tim James       | 65           |
| 1999-00 | Elton Tyler     | 34           |
| 2000-01 | Dwayne Wimbley  | 48           |
| 2001-02 | James Jones     | 78           |
| 2002-03 | James Jones     | 50           |
| 2003-04 | Gary Hamilton   | 26           |
| 2004-05 | Anthony King    | 86           |
| 2005-06 | Anthony King    | 65           |
| 2006-07 | Brian Asbury    | 20           |
| 2007-08 | Anthony King    | 48           |
| 2008-09 | Jimmy Graham    | 36           |

JOE WYLIE

## STEAL LEADERS\*

| YEAR    | PLAYER          | STEALS TOTAL |
|---------|-----------------|--------------|
| 1985-86 | Bryan Hughes    | 42           |
| 1986-87 | Kevin Presto    | 44           |
| 1987-88 | Dennis Burns    | 48           |
| 1988-89 | Eric Brown      | 44           |
| 1989-90 | Jake Morton     | 45           |
| 1990-91 | Jerome Scott    | 70           |
| 1991-92 | Jerome Scott    | 77           |
| 1992-93 | Steven Edwards  | 56           |
| 1993-94 | Torey McCormick | 43           |
| 1994-95 | Kevin Norris    | 49           |
| 1995-96 | Kevin Norris    | 45           |
| 1996-97 | Clifton Clark   | 47           |
| 1997-98 | Kevin Norris    | 68           |
| 1998-99 | Vernon Jennings | 60           |
| 1999-00 | Vernon Jennings | 75           |
| 2000-01 | John Salmons    | 57           |
| 2001-02 | John Salmons    | 57           |
| 2002-03 | James Jones     | 44           |
| 2003-04 | Robert Hite     | 61           |
| 2004-05 | Robert Hite     | 45           |
| 2005-06 | Robert Hite     | 50           |
| 2006-07 | Brian Asbury    | 46           |
| 2007-08 | James Dews      | 28           |
| 2008-09 | Dwayne Collins  | 31           |

\* Did not become an official NCAA statistic until 1985-86



CONSTANTIN POPA

# YEAR-BY-YEAR STATS


|                  | FG-FGA   | PCT  | 3FG-FGA | PCT | FT-FTA  | PCT  | OFF-DEF-REB | AVG  | PF-DQ  | A | TO | BLK | STL | PTS-AVG   |
|------------------|----------|------|---------|-----|---------|------|-------------|------|--------|---|----|-----|-----|-----------|
| <b>1955-56</b>   |          |      |         |     |         |      |             |      |        |   |    |     |     |           |
| Miami Hurricanes | 789-2043 | .386 | —       | —   | 592-839 | .706 | 1271        | 48.9 | 545-30 | — | —  | —   | —   | 2170-83.5 |
| Opponents        | 759-1976 | .384 | —       | —   | 597-909 | .657 | 1121        | 42.9 | 503-16 | — | —  | —   | —   | 2115-81.3 |
| <b>1956-57</b>   |          |      |         |     |         |      |             |      |        |   |    |     |     |           |
| Miami Hurricanes | 691-1892 | .365 | —       | —   | 647-914 | .708 | 1198        | 46.1 | 531-24 | — | —  | —   | —   | 2029-78.0 |
| Opponents        | 786-1980 | .396 | —       | —   | 595-880 | .676 | 1343        | 51.6 | 546-23 | — | —  | —   | —   | 2167-83.3 |
| <b>1957-58</b>   |          |      |         |     |         |      |             |      |        |   |    |     |     |           |
| Miami Hurricanes | 654-1636 | .399 | —       | —   | 433-623 | .697 | 999         | 45.4 | 419-12 | — | —  | —   | —   | 1741-79.1 |
| Opponents        | 625-1640 | .381 | —       | —   | 391-585 | .668 | 943         | 42.8 | 435-20 | — | —  | —   | —   | 1641-74.6 |
| <b>1958-59</b>   |          |      |         |     |         |      |             |      |        |   |    |     |     |           |
| Miami Hurricanes | 808-1910 | .421 | —       | —   | 574-825 | .696 | 1252        | 50.1 | 510-19 | — | —  | —   | —   | 2190-87.6 |
| Opponents        | 769-2004 | .384 | —       | —   | 481-817 | .671 | 1029        | 41.1 | 565-30 | — | —  | —   | —   | 2029-80.8 |
| <b>1959-60</b>   |          |      |         |     |         |      |             |      |        |   |    |     |     |           |
| Miami Hurricanes | 882-1961 | .449 | —       | —   | 663-897 | .739 | 1478        | 54.7 | 562-19 | — | —  | —   | —   | 2427-89.9 |
| Opponents        | 828-2034 | .407 | —       | —   | 536-793 | .676 | 1398        | 51.8 | 619-36 | — | —  | —   | —   | 2192-81.2 |
| <b>1960-61</b>   |          |      |         |     |         |      |             |      |        |   |    |     |     |           |
| Miami Hurricanes | 888-1924 | .462 | —       | —   | 454-679 | .671 | 1395        | 51.5 | 509-20 | — | —  | —   | —   | 2230-82.6 |
| Opponents        | 766-1891 | .405 | —       | —   | 504-721 | .699 | 1208        | 45.1 | 501-17 | — | —  | —   | —   | 2036-75.4 |
| <b>1961-62</b>   |          |      |         |     |         |      |             |      |        |   |    |     |     |           |
| Miami Hurricanes | 841-1994 | .421 | —       | —   | 387-567 | .683 | 1434        | 55.2 | 492-26 | — | —  | —   | —   | 2069-79.7 |
| Opponents        | 803-1875 | .426 | —       | —   | 439-666 | .659 | 1198        | 46.1 | 431-13 | — | —  | —   | —   | 2045-78.7 |
| <b>1962-63</b>   |          |      |         |     |         |      |             |      |        |   |    |     |     |           |
| Miami Hurricanes | 982-2151 | .457 | —       | —   | 545-739 | .738 | 1559        | 55.7 | 490-14 | — | —  | —   | —   | 2509-89.6 |
| Opponents        | 880-2051 | .435 | —       | —   | 441-651 | .678 | 1155        | 41.2 | 532-30 | — | —  | —   | —   | 2201-78.6 |
| <b>1963-64</b>   |          |      |         |     |         |      |             |      |        |   |    |     |     |           |
| Miami Hurricanes | 991-2194 | .452 | —       | —   | 593-780 | .760 | 1483        | 54.9 | 545-19 | — | —  | —   | —   | 2575-95.4 |
| Opponents        | 946-2060 | .459 | —       | —   | 460-707 | .645 | 1268        | 46.9 | 577-33 | — | —  | —   | —   | 2352-87.1 |
| <b>1964-65</b>   |          |      |         |     |         |      |             |      |        |   |    |     |     |           |
| Miami Hurricanes | 958-2077 | .461 | —       | —   | 642-807 | .796 | 1462        | 55.2 | 521-18 | — | —  | —   | —   | 2558-98.4 |
| Opponents        | 865-1970 | .436 | —       | —   | 460-680 | .677 | 1145        | 44.0 | 588-32 | — | —  | —   | —   | 2190-84.2 |
| <b>1965-66</b>   |          |      |         |     |         |      |             |      |        |   |    |     |     |           |
| Miami Hurricanes | 850-1920 | .437 | —       | —   | 571-806 | .709 | 1363        | 52.4 | 539-21 | — | —  | —   | —   | 2271-87.3 |
| Opponents        | 855-1971 | .434 | —       | —   | 498-751 | .663 | 1299        | 50.0 | 581-27 | — | —  | —   | —   | 2208-84.9 |
| <b>1965-66</b>   |          |      |         |     |         |      |             |      |        |   |    |     |     |           |
| Miami Hurricanes | 850-1920 | .437 | —       | —   | 571-806 | .709 | 1363        | 52.4 | 539-21 | — | —  | —   | —   | 2271-87.3 |
| Opponents        | 855-1971 | .434 | —       | —   | 498-751 | .663 | 1299        | 50.0 | 581-27 | — | —  | —   | —   | 2208-84.9 |
| <b>1966-67</b>   |          |      |         |     |         |      |             |      |        |   |    |     |     |           |
| Miami Hurricanes | 809-1814 | .444 | —       | —   | 514-712 | .722 | 1333        | 51.3 | 490-26 | — | —  | —   | —   | 2126-81.8 |
| Opponents        | 831-1839 | .452 | —       | —   | 429-629 | .682 | 1081        | 41.7 | 499-27 | — | —  | —   | —   | 2091-80.4 |
| <b>1967-68</b>   |          |      |         |     |         |      |             |      |        |   |    |     |     |           |
| Miami Hurricanes | 905-1936 | .467 | —       | —   | 558-765 | .729 | 1337        | 47.8 | 531-30 | — | —  | —   | —   | 2368-84.6 |
| Opponents        | 937-2138 | .438 | —       | —   | 545-788 | .691 | 1345        | 48.0 | 532-18 | — | —  | —   | —   | 2419-86.4 |
| <b>1968-69</b>   |          |      |         |     |         |      |             |      |        |   |    |     |     |           |
| Miami Hurricanes | 777-1731 | .444 | —       | —   | 431-607 | .710 | 1238        | 51.6 | 492-23 | — | —  | —   | —   | 1985-82.0 |
| Opponents        | 777-1702 | .457 | —       | —   | 494-684 | .722 | 1017        | 41.1 | 448-15 | — | —  | —   | —   | 2048-85.0 |
| <b>1969-70</b>   |          |      |         |     |         |      |             |      |        |   |    |     |     |           |
| Miami Hurricanes | 911-2069 | .442 | —       | —   | 471-684 | .692 | 1289        | 49.5 | 527-26 | — | —  | —   | —   | 2293-88.2 |
| Opponents        | 992-2051 | .484 | —       | —   | 537-743 | .723 | 1347        | 51.8 | 518-13 | — | —  | —   | —   | 2521-96.9 |
| <b>1970-71</b>   |          |      |         |     |         |      |             |      |        |   |    |     |     |           |
| Miami Hurricanes | 849-1954 | .435 | —       | —   | 445-723 | .616 | 1270        | 48.8 | 542-22 | — | —  | —   | —   | 2143-82.4 |
| Opponents        | 909-1893 | .480 | —       | —   | 555-793 | .669 | 1335        | 51.3 | 544-19 | — | —  | —   | —   | 2373-91.3 |

## YEAR-BY-YEAR STATS

|                  | FG-FGA    | PCT  | 3FG-FGA | PCT  | FT-FTA  | PCT  | OFF-DEF-REB  | AVG  | PF-DQ  | A   | TO  | BLK | STL | PTS-AVG   |
|------------------|-----------|------|---------|------|---------|------|--------------|------|--------|-----|-----|-----|-----|-----------|
| <b>1985-86</b>   |           |      |         |      |         |      |              |      |        |     |     |     |     |           |
| Miami Hurricanes | 805-1692  | .476 | —       | —    | 396-603 | .657 | 1059         | 37.8 | 468-22 | 453 | 441 | 109 | 156 | 2006-71.6 |
| Opponents        | 902-1910  | .472 | —       | —    | 327-500 | .654 | 1061         | 37.9 | 545-18 | 499 | 356 | 54  | 228 | 2131-76.1 |
| <b>1986-87</b>   |           |      |         |      |         |      |              |      |        |     |     |     |     |           |
| Miami Hurricanes | 869-1922  | .452 | 127-332 | .383 | 467-686 | .681 | 363-791-1263 | 40.7 | 609-24 | 491 | 534 | 128 | 169 | 2332-75.2 |
| Opponents        | 857-1954  | .439 | 151-370 | .408 | 470-710 | .662 | 333-698-1150 | 37.1 | 621-29 | 435 | 433 | 48  | 282 | 2335-75.3 |
| <b>1987-88</b>   |           |      |         |      |         |      |              |      |        |     |     |     |     |           |
| Miami Hurricanes | 897-1826  | .491 | 132-374 | .353 | 527-736 | .716 | 306-771-1151 | 37.1 | 558-9  | 542 | 563 | 175 | 198 | 2453-79.1 |
| Opponents        | 922-2104  | .438 | 116-338 | .343 | 440-645 | .682 | 431-668-1190 | 38.4 | 618-12 | 475 | 472 | 60  | 288 | 5400-77.4 |
| <b>1988-89</b>   |           |      |         |      |         |      |              |      |        |     |     |     |     |           |
| Miami Hurricanes | 1024-2083 | .492 | 173-496 | .349 | 588-832 | .707 | 317-739-1164 | 37.5 | 678-23 | 583 | 513 | 102 | 287 | 2809-90.6 |
| Opponents        | 1040-2129 | .488 | 146-385 | .379 | 552-838 | .659 | 419-772-1302 | 42.0 | 666-23 | 516 | 542 | 62  | 256 | 2778-89.6 |
| <b>1989-90</b>   |           |      |         |      |         |      |              |      |        |     |     |     |     |           |
| Miami Hurricanes | 737-1723  | .428 | 169-460 | .367 | 371-572 | .649 | 283-582-962  | 34.4 | 518-16 | 406 | 407 | 77  | 245 | 2014-71.9 |
| Opponents        | 800-1688  | .474 | 117-328 | .357 | 415-606 | .685 | 320-710-1146 | 40.9 | 506-22 | 407 | 471 | 71  | 163 | 2132-76.1 |
| <b>1990-91</b>   |           |      |         |      |         |      |              |      |        |     |     |     |     |           |
| Miami Hurricanes | 729-1657  | .440 | 145-386 | .376 | 424-604 | .702 | 333-542-1002 | 35.8 | 524-24 | 381 | 458 | 86  | 230 | 2027-72.4 |
| Opponents        | 770-1624  | .474 | 142-426 | .333 | 396-590 | .671 | 298-556-985  | 35.2 | 551-16 | 425 | 442 | 84  | 190 | 2078-74.2 |
| <b>1991-92</b>   |           |      |         |      |         |      |              |      |        |     |     |     |     |           |
| Miami Hurricanes | 671-1692  | .397 | 128-404 | .314 | 471-736 | .640 | 375-591-1098 | 34.3 | 701-8  | 372 | 500 | 131 | 259 | 1941-60.7 |
| Opponents        | 709-1627  | .436 | 168-446 | .377 | 574-857 | .670 | 431-710-1141 | 35.7 | 645-7  | 440 | 516 | 129 | 248 | 2160-67.5 |
| <b>1992-93</b>   |           |      |         |      |         |      |              |      |        |     |     |     |     |           |
| Miami Hurricanes | 692-1600  | .433 | 186-521 | .357 | 359-599 | .599 | 392-586-978  | 36.2 | 575-21 | 449 | 421 | 128 | 421 | 1929-71.4 |
| Opponents        | 683-1543  | .443 | 138-356 | .388 | 500-721 | .693 | 389-664-1050 | 38.9 | 534-9  | 397 | 434 | 88  | 204 | 2004-74.2 |
| <b>1993-94</b>   |           |      |         |      |         |      |              |      |        |     |     |     |     |           |
| Miami Hurricanes | 638-1523  | .419 | 138-428 | .322 | 276-472 | .585 | 382-685-1067 | 39.5 | 537-15 | 413 | 543 | 141 | 191 | 1690-62.6 |
| Opponents        | 645-1626  | .397 | 172-466 | .369 | 447-661 | .676 | 412-616-1028 | 38.1 | 483-14 | 388 | 371 | 97  | 286 | 1909-70.7 |
| <b>1994-95</b>   |           |      |         |      |         |      |              |      |        |     |     |     |     |           |
| Miami Hurricanes | 653-1627  | .401 | 155-486 | .319 | 370-568 | .651 | 406-683-1089 | 38.9 | 542-15 | 377 | 485 | 123 | 218 | 1831-64.5 |
| Opponents        | 658-1637  | .402 | 177-546 | .324 | 395-590 | .669 | 410-664-1074 | 38.4 | 526-20 | 368 | 446 | 87  | 249 | 1888-67.4 |
| <b>1995-96</b>   |           |      |         |      |         |      |              |      |        |     |     |     |     |           |
| Miami Hurricanes | 667-1577  | .423 | 145-455 | .319 | 404-642 | .629 | 411-676-1087 | 38.8 | 542-10 | 392 | 477 | 121 | 224 | 1883-67.3 |
| Opponents        | 662-1601  | .413 | 186-514 | .362 | 363-539 | .673 | 370-630-1000 | 35.7 | 566-19 | 363 | 451 | 87  | 229 | 1873-66.9 |
| <b>1996-97</b>   |           |      |         |      |         |      |              |      |        |     |     |     |     |           |
| Miami Hurricanes | 695-1169  | .416 | 107-360 | .297 | 390-603 | .647 | 414-691-1105 | 38.1 | 560-17 | 406 | 488 | 173 | 235 | 1887-65.1 |
| Opponents        | 632-1662  | .380 | 146-507 | .288 | 411-617 | .666 | 445-681-1126 | 38.8 | 558-18 | 314 | 488 | 97  | 243 | 1821-62.8 |
| <b>1997-98</b>   |           |      |         |      |         |      |              |      |        |     |     |     |     |           |
| Miami Hurricanes | 735-1669  | .440 | 114-397 | .287 | 378-572 | .661 | 388-732-1120 | 40.0 | 563-11 | 395 | 496 | 120 | 259 | 1962-70.1 |
| Opponents        | 634-1672  | .379 | 165-571 | .289 | 403-622 | .648 | 422-660-1082 | 38.6 | 521    | 352 | 502 | 72  | 241 | 1836-65.6 |
| <b>1998-99</b>   |           |      |         |      |         |      |              |      |        |     |     |     |     |           |
| Miami Hurricanes | 791-1671  | .473 | 123-369 | .333 | 473-677 | .699 | 389-791-1180 | 39.3 | 521-8  | 458 | 575 | 158 | 259 | 2178-72.6 |
| Opponents        | 695-1810  | .384 | 193-614 | .314 | 367-570 | .644 | 429-607-1036 | 34.5 | 587    | 368 | 530 | 81  | 315 | 1950-65.0 |
| <b>1999-00</b>   |           |      |         |      |         |      |              |      |        |     |     |     |     |           |
| Miami Hurricanes | 849-1971  | .431 | 132-440 | .300 | 516-690 | .748 | 489-793-1282 | 37.7 | 615-10 | 498 | 504 | 126 | 286 | 2346-69.0 |
| Opponents        | 741-1883  | .394 | 190-637 | .298 | 455-669 | .680 | 467-738-1205 | 35.4 | 639    | 406 | 615 | 110 | 232 | 2127-62.6 |
| <b>2000-01</b>   |           |      |         |      |         |      |              |      |        |     |     |     |     |           |
| Miami Hurricanes | 713-1728  | .413 | 206-595 | .346 | 407-568 | .717 | 396-628-1024 | 35.3 | 567-10 | 409 | 434 | 137 | 257 | 2039-70.3 |
| Opponents        | 677-1576  | .430 | 187-541 | .346 | 422-597 | .707 | 372-711-1083 | 37.3 | 539    | 392 | 553 | 144 | 219 | 1963-67.7 |
| <b>2001-02</b>   |           |      |         |      |         |      |              |      |        |     |     |     |     |           |
| Miami Hurricanes | 818-1902  | .430 | 236-684 | .345 | 523-678 | .771 | 388-786-1174 | 36.7 | 593-5  | 525 | 460 | 190 | 285 | 2395-74.8 |
| Opponents        | 754-1885  | .400 | 208-673 | .309 | 440-652 | .675 | 453-780-1233 | 38.5 | 609    | 401 | 554 | 121 | 236 | 2156-67.4 |

## YEAR-BY-YEAR STATS

|                  | FG-FGA   | PCT  | 3FG-FGA | PCT  | FT-FTA  | PCT  | OFF-DEF-REB  | AVG  | PF-DQ  | A   | TO  | BLK | STL | PTS-AVG   |
|------------------|----------|------|---------|------|---------|------|--------------|------|--------|-----|-----|-----|-----|-----------|
| <b>2002-03</b>   |          |      |         |      |         |      |              |      |        |     |     |     |     |           |
| Miami Hurricanes | 692-1627 | .425 | 171-513 | .333 | 401-559 | .717 | 370-648-1018 | 36.4 | 557-11 | 393 | 463 | 119 | 272 | 1956-69.9 |
| Opponents        | 664-1523 | .436 | 183-503 | .364 | 413-597 | .692 | 318-653-971  | 34.7 | 517    | 348 | 497 | 113 | 240 | 1924-68.7 |
| <b>2003-04</b>   |          |      |         |      |         |      |              |      |        |     |     |     |     |           |
| Miami Hurricanes | 793-1765 | .449 | 177-523 | .338 | 385-546 | .705 | 387-673-1060 | 35.5 | 572-10 | 406 | 462 | 105 | 256 | 2148-71.6 |
| Opponents        | 736-1629 | .452 | 155-454 | .341 | 440-647 | .680 | 343-674-1017 | 33.9 | 514    | 409 | 514 | 111 | 243 | 2067-68.9 |
| <b>2004-05</b>   |          |      |         |      |         |      |              |      |        |     |     |     |     |           |
| Miami Hurricanes | 761-1768 | .430 | 197-561 | .351 | 352-523 | .673 | 433-714-1147 | 39.6 | 484-11 | 337 | 376 | 139 | 209 | 2071-71.4 |
| Opponents        | 724-1700 | .426 | 236-653 | .361 | 336-508 | .661 | 355-669-1024 | 35.3 | 503-7  | 369 | 398 | 117 | 170 | 2020-69.7 |
| <b>2005-06</b>   |          |      |         |      |         |      |              |      |        |     |     |     |     |           |
| Miami Hurricanes | 825-1895 | .435 | 218-625 | .349 | 440-631 | .697 | 446-741-1187 | 34.9 | 603-10 | 399 | 421 | 135 | 241 | 2308-67.9 |
| Opponents        | 728-1756 | .415 | 245-663 | .370 | 512-711 | .720 | 386-722-1108 | 32.6 | 584-5  | 447 | 479 | 126 | 192 | 2213-65.1 |
| <b>2006-07</b>   |          |      |         |      |         |      |              |      |        |     |     |     |     |           |
| Miami Hurricanes | 833-1916 | .435 | 208-588 | .354 | 405-577 | .702 | 451-673-1124 | 35.1 | 624-18 | 398 | 405 | 93  | 202 | 2279-71.2 |
| Opponents        | 779-1681 | .463 | 259-677 | .383 | 515-742 | .694 | 341-721-1062 | 33.2 | 588-9  | 460 | 442 | 136 | 171 | 2332-72.9 |
| <b>2007-08</b>   |          |      |         |      |         |      |              |      |        |     |     |     |     |           |
| Miami Hurricanes | 867-1985 | .437 | 236-613 | .385 | 572-766 | .747 | 433-860-1293 | 38.0 | 638-12 | 451 | 454 | 157 | 202 | 2542-74.8 |
| Opponents        | 803-1972 | .407 | 239-677 | .353 | 464-695 | .668 | 432-790-1222 | 35.9 | 678-17 | 400 | 494 | 136 | 218 | 2309-67.9 |
| <b>2008-09</b>   |          |      |         |      |         |      |              |      |        |     |     |     |     |           |
| Miami Hurricanes | 796-1865 | .427 | 251-682 | .368 | 482-706 | .683 | 463-809-1272 | 39.8 | 539-8  | 406 | 427 | 122 | 194 | 2325-72.7 |
| Opponents        | 738-1863 | .396 | 226-703 | .321 | 421-579 | .727 | 378-729-1107 | 34.6 | 618-18 | 427 | 412 | 125 | 205 | 2123-66.3 |



JACK McCLINTON, DWAYNE COLLINS, JULIAN GAMBLE & DeQUAN JONES



# 100-POINT/OVERTIME GAMES

## OVERTIME GAMES (30-37)

| Date     | Opponent            | W/L    | Score   |
|----------|---------------------|--------|---------|
| 12/29/48 | Princeton           | L (OT) | 55-62   |
| 1/12/51  | Tampa               | L (OT) | 75-77   |
| 2/6/51   | La Salle            | W (OT) | 77-75   |
| 2/13/54  | at Fla Southern     | W (OT) | 77-70   |
| 12/30/58 | Miami (Ohio)        | L (OT) | 87-89   |
| 1/2/60   | South Carolina      | W (OT) | 107-106 |
| 1/13/60  | at Jacksonville     | W (OT) | 78-70   |
| 1/4/61   | Miami (Ohio)        | W (OT) | 102-100 |
| 1/13/61  | at Jacksonville     | W (OT) | 93-84   |
| 1/6/62   | Oklahoma City       | L (OT) | 113-118 |
| 11/30/62 | Florida             | W (OT) | 91-87   |
| 1/12/62  | at Florida State    | L (OT) | 74-77   |
| 12/14/63 | at Nevada           | W (OT) | 81-78   |
| 12/28/63 | vs. Syracuse        | L (OT) | 85-86   |
| 2/15/64  | at Loyola (N.O.)    | W (OT) | 97-90   |
| 12/28/65 | Louisville          | L (OT) | 84-85   |
| 2/1/69   | Morehead State      | W (OT) | 92-91   |
| 3/1/69   | Florida State       | L (OT) | 86-89   |
| 2/13/70  | at Pepperdine       | L (OT) | 90-93   |
| 2/19/71  | vs. Oklahoma City   | L (OT) | 91-94   |
| 1/29/71  | at Fla Southern     | L (OT) | 95-96   |
| 1/18/86  | Arizona             | L (OT) | 74-81   |
| 12/29/86 | vs. Yale            | W (OT) | 78-75   |
| 1/24/87  | Marquette           | W (OT) | 91-89   |
| 1/31/87  | at San Diego St     | W (OT) | 83-82   |
| 2/1/88   | vs. Marist          | W (OT) | 79-76   |
| 2/4/88   | Monmouth            | L (OT) | 62-64   |
| 1/3/89   | at Rutgers          | W (OT) | 99-94   |
| 2/6/89   | South Florida       | W (OT) | 106-104 |
| 1/1/90   | at George Mason     | W (OT) | 101-91  |
| 1/18/90  | Florida State       | W (OT) | 101-97  |
| 12/19/90 | at SMU              | L (OT) | 88-93   |
| 12/27/90 | vs. Miami (Ohio)    | L (OT) | 99-101  |
| 2/11/91  | Memphis State       | L (OT) | 82-83   |
| 3/4/92   | Seton Hall          | L (OT) | 82-90   |
| 2/25/95  | at Boston College   | W (OT) | 77-71   |
| 2/28/95  | Pittsburgh          | W (OT) | 76-68   |
| 12/23/95 | Clemson             | L (OT) | 52-66   |
| 2/20/96  | at St. John's       | W (OT) | 96-91   |
| 1/18/97  | Georgetown          | W (OT) | 68-65   |
| 3/5/97   | vs. St. John's      | W (OT) | 76-68   |
| 1/20/99  | Connecticut         | L (OT) | 68-70   |
| 3/5/00   | St. John's          | W (OT) | 74-70   |
| 1/15/02  | Pittsburgh          | W (OT) | 76-69   |
| 1/19/02  | Providence          | W (OT) | 102-96  |
| 3/7/02   | vs. Georgetown      | W (OT) | 84-76   |
| 12/3/02  | at Florida Atlantic | L (OT) | 73-74   |
| 12/21/02 | vs. Florida         | L (OT) | 93-94   |
| 1/4/03   | North Carolina      | W (OT) | 64-61   |
| 1/11/03  | at Connecticut      | L (OT) | 80-83   |
| 2/8/03   | Villanova           | L (OT) | 67-72   |
| 1/10/04  | Pittsburgh          | L (OT) | 80-84   |
| 1/31/04  | Georgetown          | L (OT) | 80-87   |
| 2/4/04   | at Rutgers          | L (OT) | 70-72   |
| 2/11/04  | Boston College      | L (OT) | 72-74   |
| 11/27/04 | vs. Xavier          | L (OT) | 70-83   |
| 2/6/05   | Maryland            | W (OT) | 75-73   |
| 1/29/06  | at Florida State    | W (OT) | 84-78   |
| 2/8/06   | NC State            | L (OT) | 77-86   |
| 2/28/07  | at Clemson          | L (OT) | 70-74   |
| 3/3/07   | Florida State       | L (OT) | 90-98   |
| 3/9/07   | vs. Boston College  | L (OT) | 71-74   |
| 1/19/08  | at NC State         | L (OT) | 77-79   |
| 3/8/08   | at Florida State    | L (OT) | 72-75   |
| 1/25/09  | Virginia Tech       | L (OT) | 83-88   |
| 1/27/09  | at NC State         | L (OT) | 81-84   |
| 2/7/09   | at Duke             | L (OT) | 75-78   |

## MIAMI 100-POINT GAMES


| Date     | Opponent               | W/L    | Miami | Opp. |
|----------|------------------------|--------|-------|------|
| 1/9/52   | Florida Southern       | W      | 106   | 43   |
| 1/17/55  | Tampa                  | W      | 103   | 76   |
| 2/17/55  | at Tampa               | W      | 105   | 89   |
| 1/24/57  | Kentucky Wesleyan      | W      | 100   | 95   |
| 1/8/58   | Stetson                | W      | 103   | 80   |
| 12/3/58  | Rollins                | W      | 104   | 87   |
| 12/5/58  | Tampa                  | W      | 113   | 71   |
| 12/8/58  | Florida Southern       | W      | 107   | 80   |
| 1/31/59  | Western Kentucky       | W      | 109   | 95   |
| 2/23/59  | Morehead State         | W      | 102   | 85   |
| 12/1/59  | Rollins                | W      | 110   | 86   |
| 12/3/59  | Jacksonville           | W      | 106   | 98   |
| 12/28/59 | Brigham Young          | W      | 110   | 93   |
| 1/2/60   | South Carolina         | W (OT) | 107   | 106  |
| 2/18/60  | Florida Southern       | W      | 121   | 85   |
| 2/22/60  | Kentucky Wesleyan      | W      | 104   | 95   |
| 2/27/60  | Florida State          | W      | 107   | 89   |
| 1/4/61   | Miami (Ohio)           | W (OT) | 102   | 100  |
| 2/1/61   | Rollins                | W      | 103   | 75   |
| 2/18/61  | at Tampa               | W      | 108   | 99   |
| 1/6/62   | Oklahoma City          | L (OT) | 113   | 118  |
| 12/13/62 | Florida Southern       | W      | 116   | 93   |
| 1/9/63   | at Jacksonville        | W      | 103   | 91   |
| 1/30/63  | at Rollins             | W      | 120   | 72   |
| 2/5/63   | Jacksonville           | W      | 112   | 105  |
| 2/9/63   | Louisville             | W      | 112   | 84   |
| 2/12/63  | Rollins                | W      | 114   | 75   |
| 2/18/63  | Tampa                  | W      | 112   | 91   |
| 12/3/63  | Tampa                  | W      | 101   | 95   |
| 12/12/63 | at St. Mary's (Calif.) | W      | 101   | 86   |
| 12/19/63 | Rollins                | W      | 108   | 90   |
| 1/4/64   | Rhode Island           | W      | 105   | 88   |
| 1/23/64  | La Salle               | W      | 121   | 99   |
| 1/28/64  | at Rollins             | W      | 127   | 85   |
| 1/29/64  | at Tampa               | W      | 134   | 104  |
| 2/4/64   | Jacksonville           | W      | 117   | 92   |
| 2/18/64  | Florida Southern       | W      | 120   | 79   |
| 12/1/64  | Tampa                  | W      | 136   | 119  |
| 1/13/65  | Florida Southern       | W      | 124   | 93   |
| 1/16/65  | Jacksonville           | W      | 127   | 99   |
| 1/23/65  | at Rollins             | W      | 128   | 92   |
| 1/30/65  | Oklahoma City          | W      | 115   | 92   |
| 2/2/65   | Miami (Ohio)           | W      | 115   | 95   |
| 2/9/65   | Tampa                  | W      | 141   | 110  |
| 2/13/65  | Loyola (La.)           | W      | 115   | 86   |
| 2/20/65  | Houston                | W      | 103   | 91   |
| 2/23/65  | Rollins                | W      | 148   | 79   |
| 12/1/65  | Tampa                  | W      | 120   | 91   |
| 12/18/65 | Ohio University        | W      | 105   | 100  |
| 1/28/66  | at Florida Southern    | W      | 101   | 80   |
| 2/12/66  | Jacksonville           | W      | 117   | 104  |
| 2/28/66  | Florida State          | W      | 112   | 90   |
| 3/5/66   | La Salle               | W      | 108   | 102  |
| 1/10/67  | Oklahoma City          | W      | 111   | 109  |
| 1/14/67  | Jacksonville           | W      | 106   | 86   |
| 1/19/67  | Florida Southern       | W      | 102   | 83   |
| 3/1/67   | Florida State          | W      | 110   | 90   |
| 12/6/67  | at Hawaii              | W      | 102   | 83   |
| 12/12/67 | Tampa                  | W      | 104   | 103  |
| 12/27/67 | Dartmouth              | W      | 100   | 81   |
| 12/28/67 | New York University    | W      | 102   | 91   |
| 1/6/68   | Pittsburgh             | W      | 100   | 84   |
| 2/10/68  | Florida A&M            | W      | 108   | 98   |
| 2/24/68  | Creighton              | W      | 106   | 93   |
| 1/5/70   | Rhode Island           | W      | 105   | 95   |
| 1/23/70  | at Florida Southern    | W      | 103   | 92   |

|          |                         |        |     |     |
|----------|-------------------------|--------|-----|-----|
| 2/7/70   | Florida A&M             | W      | 118 | 111 |
| 2/17/70  | La Salle                | W      | 103 | 96  |
| 1/8/71   | at Florida State        | L      | 106 | 114 |
| 2/27/71  | Florida State           | W      | 100 | 94  |
| 1/31/86  | vs. Brooklyn College    | W      | 102 | 93  |
| 1/9/87   | vs. PR-Rio Piedras      | W      | 111 | 64  |
| 2/18/87  | Florida International   | W      | 102 | 81  |
| 2/28/87  | Coppin State            | W      | 115 | 76  |
| 12/21/87 | Alabama State           | W      | 110 | 107 |
| 12/29/87 | vs. American University | W      | 104 | 70  |
| 3/5/88   | Central Florida         | W      | 100 | 80  |
| 11/25/88 | MD-Eastern Shore        | W      | 108 | 80  |
| 11/28/88 | Oral Roberts            | W      | 108 | 103 |
| 12/10/88 | Duke                    | L      | 102 | 117 |
| 12/16/88 | Long Island University  | W      | 102 | 66  |
| 12/28/88 | vs. Pennsylvania        | W      | 102 | 69  |
| 1/28/89  | Marquette               | W      | 106 | 90  |
| 2/4/89   | Brigham Young           | W      | 107 | 86  |
| 2/6/89   | South Florida           | W (OT) | 106 | 104 |
| 2/8/89   | Tennessee Tech          | W      | 111 | 101 |
| 2/22/89  | at Texas                | L      | 104 | 123 |
| 3/2/89   | Savannah State          | W      | 107 | 98  |
| 1/1/90   | at George Mason         | W (OT) | 101 | 91  |
| 1/18/90  | Florida State           | W (OT) | 101 | 97  |
| 2/16/99  | Villanova               | W      | 103 | 82  |
| 11/30/99 | Bethune-Cookman         | W      | 102 | 75  |
| 1/19/02  | Providence              | W (OT) | 102 | 96  |
| 1/3/04   | Savannah State          | W      | 105 | 65  |
| 11/9/07  | Florida Southern        | W      | 104 | 61  |

## OPPONENT 100-POINT GAMES

| Date     | Opponent             | W/L    | Miami | Opp. |
|----------|----------------------|--------|-------|------|
| 1/25/52  | Western Kentucky     | L      | 74    | 102  |
| 12/21/53 | Ohio State           | L      | 81    | 106  |
| 2/11/54  | at Stetson           | L      | 56    | 108  |
| 2/20/56  | Morehead State       | L      | 89    | 102  |
| 12/3/56  | Kentucky             | L      | 75    | 114  |
| 12/8/56  | at Akron             | L      | 80    | 106  |
| 2/5/59   | at Stetson           | L      | 97    | 110  |
| 1/2/60   | South Carolina       | W (OT) | 107   | 106  |
| 3/8/60   | vs. Western Kentucky | L      | 84    | 107  |
| 12/10/60 | at Brigham Young     | L      | 80    | 112  |
| 1/4/61   | Miami (Ohio)         | W (OT) | 102   | 100  |
| 12/4/61  | at Morehead State    | L      | 81    | 107  |
| 1/6/62   | Oklahoma City        | L (OT) | 113   | 118  |
| 1/30/62  | at Tampa             | L      | 95    | 113  |
| 2/10/62  | Loyola (La.)         | L      | 70    | 113  |
| 2/5/63   | Jacksonville         | W      | 112   | 105  |
| 3/19/63  | vs. Providence       | L      | 96    | 106  |
| 1/9/64   | at Florida           | L      | 91    | 114  |
| 1/29/64  | at Tampa             | W      | 134   | 104  |
| 12/1/64  | at Tampa             | W      | 136   | 119  |
| 2/9/65   | Tampa                | W      | 141   | 110  |

|          |                   |        |     |     |
|----------|-------------------|--------|-----|-----|
| 12/9/65  | at San Francisco  | L      | 89  | 105 |
| 12/18/65 | Ohio University   | W      | 105 | 100 |
| 1/12/66  | at Florida        | L      | 66  | 111 |
| 2/12/66  | Jacksonville      | W      | 117 | 104 |
| 2/17/66  | at Houston        | L      | 96  | 111 |
| 3/5/66   | La Salle          | W      | 108 | 102 |
| 12/3/66  | Florida           | L      | 88  | 113 |
| 1/10/67  | Oklahoma City     | W      | 111 | 109 |
| 2/18/67  | Houston           | L      | 86  | 105 |
| 12/7/67  | at Hawaii         | L      | 76  | 110 |
| 12/12/67 | Tampa             | W      | 104 | 103 |
| 1/12/68  | at Florida State  | L      | 93  | 122 |
| 2/15/68  | at Houston        | L      | 64  | 106 |
| 12/6/68  | vs. Florida State | L      | 84  | 111 |
| 12/7/68  | vs. Florida       | L      | 62  | 111 |
| 12/12/69 | at UCLA           | L      | 69  | 127 |
| 1/9/70   | at Florida State  | L      | 63  | 114 |
| 1/10/70  | at Jacksonville   | L      | 87  | 121 |
| 1/24/70  | at Stetson        | L      | 88  | 116 |
| 1/29/70  | at Tulane         | L      | 90  | 105 |
| 2/7/70   | Florida A&M       | W      | 118 | 111 |
| 2/12/70  | at Centenary      | L      | 86  | 107 |
| 2/14/70  | at Houston        | L      | 98  | 118 |
| 2/28/70  | Florida State     | L      | 96  | 112 |
| 3/4/70   | Jacksonville      | L      | 97  | 108 |
| 12/29/70 | at Maryland       | L      | 77  | 111 |
| 1/8/71   | at Florida State  | L      | 106 | 114 |
| 1/9/71   | at Jacksonville   | L      | 82  | 124 |
| 1/23/71  | at Creighton      | L      | 84  | 104 |
| 2/6/71   | Loyola (La.)      | L      | 88  | 107 |
| 12/21/85 | at UCLA           | L      | 64  | 109 |
| 2/19/86  | at Duke           | L      | 82  | 102 |
| 2/22/86  | Notre Dame        | L      | 73  | 126 |
| 12/6/86  | at North Carolina | L      | 77  | 122 |
| 12/26/87 | at Florida State  | L      | 84  | 108 |
| 11/27/87 | vs. Michigan      | L      | 76  | 109 |
| 12/21/87 | Alabama State     | W      | 110 | 107 |
| 12/30/87 | vs. Purdue        | L      | 82  | 110 |
| 1/6/88   | at Duke           | L      | 69  | 107 |
| 2/27/88  | DePaul            | L      | 82  | 101 |
| 11/28/88 | Oral Roberts      | W      | 108 | 103 |
| 12/10/88 | Duke              | L      | 102 | 117 |
| 12/19/88 | at Florida        | L      | 81  | 101 |
| 1/7/89   | at Georgetown     | L      | 79  | 112 |
| 1/24/89  | Providence        | L      | 91  | 106 |
| 2/1/89   | New Mexico        | L      | 93  | 110 |
| 2/6/89   | South Florida     | W (OT) | 106 | 104 |
| 2/8/89   | Tennessee Tech    | W      | 111 | 101 |
| 2/22/89  | at Texas          | L      | 104 | 123 |
| 1/10/90  | Kansas            | L      | 73  | 100 |
| 1/27/90  | at Notre Dame     | L      | 60  | 107 |
| 2/21/90  | at Providence     | L      | 67  | 101 |
| 12/27/90 | Miami (Ohio)      | L (OT) | 99  | 101 |
| 1/3/07   | at North Carolina | L      | 64  | 105 |



JIMMY GRAHAM & BRIAN ASBURY

# HOME ATTENDANCE



## TOP 10 HOME ATTENDANCE

| ATT    | OPPONENT       | SITE                       | RESULT | SCORE      | DATE     |
|--------|----------------|----------------------------|--------|------------|----------|
| 15,147 | Connecticut    | Miami Arena                | L      | 70-68 (OT) | 1/20/99  |
| 11,263 | Connecticut    | Miami Arena                | L      | 75-67      | 3/4/95   |
| 11,051 | Ohio State     | National Car Rental Center | W      | 72-64      | 12/27/98 |
| 10,896 | Georgetown     | Miami Arena                | L      | 75-58      | 2/15/92  |
| 10,497 | Rutgers        | Miami Arena                | W      | 68-63      | 2/27/99  |
| 10,419 | Georgetown     | Miami Arena                | W      | 68-65 (OT) | 1/18/97  |
| 10,231 | Connecticut    | Miami Arena                | L      | 77-58      | 1/18/92  |
| 10,140 | North Carolina | National Car Rental Center | L      | 78-68      | 12/18/99 |
| 10,135 | Connecticut    | Miami Arena                | W      | 68-66      | 2/2/02   |
| 10,037 | Notre Dame     | Miami Arena                | L      | 90-77      | 2/23/02  |

## YEARLY HOME ATTENDANCE

| YEAR          | SITE                              | TOTAL            | GAMES      | AVG          | CONFERENCE GAMES |            |              |
|---------------|-----------------------------------|------------------|------------|--------------|------------------|------------|--------------|
|               |                                   |                  |            |              | TOTAL            | GAMES      | AVG          |
| 1985-86       | Knight Center                     | 54,544           | 18         | 3,030        | —                | —          | —            |
| 1986-87       | Knight Center                     | 43,129           | 17         | 2,537        | —                | —          | —            |
| 1987-88       | Knight Center                     | 41,343           | 18         | 2,297        | —                | —          | —            |
| 1988-89       | Miami Arena                       | 48,968           | 17         | 2,880        | —                | —          | —            |
| 1989-90       | Miami Arena                       | 33,505           | 16         | 2,094        | —                | —          | —            |
| 1990-91       | Miami Arena                       | 33,406           | 15         | 2,227        | —                | —          | —            |
| 1991-92       | Miami Arena                       | 56,677           | 14         | 4,048        | 46,380           | 9          | 5,153        |
| 1992-93       | Miami Arena                       | 51,262           | 15         | 3,417        | 41,169           | 9          | 4,574        |
| 1993-94       | Miami Arena                       | 38,219           | 15         | 2,548        | 28,154           | 9          | 3,128        |
| 1994-95       | Miami Arena                       | 53,953           | 15         | 3,597        | 43,630           | 9          | 4,848        |
| 1995-96       | Miami Arena                       | 46,150           | 16         | 2,884        | 34,186           | 9          | 3,798        |
| 1996-97       | Miami Arena                       | 60,517           | 15         | 4,034        | 48,093           | 9          | 5,344        |
| 1997-98       | Miami Arena                       | 65,958           | 14         | 4,711        | 47,132           | 9          | 5,236        |
| 1998-99       | Miami Arena                       | 75,560           | 13         | 5,812        | 57,609           | 9          | 6,401        |
| 1999-00       | Miami Arena                       | 63,920           | 16         | 3,995        | 33,268           | 8          | 4,159        |
| 2000-01       | Miami Arena                       | 46,364           | 16         | 2,898        | 26,718           | 8          | 3,340        |
| 2001-02       | Miami Arena                       | 74,415           | 16         | 4,651        | 51,248           | 8          | 6,406        |
| 2002-03       | Miami Arena/<br>BankUnited Center | 50,397           | 14         | 3,600        | 35,203           | 8          | 4,400        |
| 2003-04       | BankUnited Center                 | 45,813           | 18         | 2,545        | 26,160           | 8          | 3,270        |
| 2004-05       | BankUnited Center                 | 68,842           | 16         | 4,303        | 51,027           | 8          | 6,378        |
| 2005-06       | BankUnited Center                 | 68,247           | 16         | 4,265        | 46,091           | 8          | 5,761        |
| 2006-07       | BankUnited Center                 | 51,974           | 15         | 3,465        | 34,065           | 8          | 4,258        |
| 2007-08       | BankUnited Center                 | 69,152           | 16         | 4,322        | 49,115           | 8          | 6,139        |
| 2008-09       | BankUnited Center                 | 72,599           | 16         | 4,537        | 45,155           | 8          | 5,644        |
| <b>TOTALS</b> |                                   | <b>1,314,914</b> | <b>377</b> | <b>3,488</b> | <b>744,403</b>   | <b>152</b> | <b>4,897</b> |

## MIAMI'S RECORD AT...

| YEAR          | HOME SITE         | HOME           | (SITE TOTAL) | AWAY          | NEUTRAL      | TOTAL          |
|---------------|-------------------|----------------|--------------|---------------|--------------|----------------|
| 1985-86       | Knight Center     | 12-6           |              | 1-8           | 1-0          | 14-14          |
| 1986-87       | Knight Center     | 9-8            |              | 1-6           | 5-2          | 15-16          |
| 1987-88       | Knight Center     | 11-7           | (32-21)      | 3-5           | 3-2          | 17-14          |
| 1988-89       | Miami Arena       | 12-5           |              | 2-6           | 5-1          | 19-12          |
| 1989-90       | Miami Arena       | 11-5           |              | 2-8           | 0-2          | 13-15          |
| 1990-91       | Miami Arena       | 8-7            |              | 0-11          | 1-1          | 9-19           |
| 1991-92       | Miami Arena       | 4-10           |              | 0-11          | 4-3          | 8-24           |
| 1992-93       | Miami Arena       | 10-5           |              | 0-10          | 0-2          | 10-17          |
| 1993-94       | Miami Arena       | 5-10           |              | 2-9           | 0-1          | 7-20           |
| 1994-95       | Miami Arena       | 11-4           |              | 4-8           | 0-1          | 15-13          |
| 1995-96       | Miami Arena       | 12-4           |              | 2-8           | 1-1          | 15-13          |
| 1996-97       | Miami Arena       | 12-3           |              | 3-9           | 1-1          | 16-13          |
| 1997-98       | Miami Arena       | 11-3           |              | 7-5           | 0-2          | 18-10          |
| 1998-99       | Miami Arena       | 11-2           |              | 10-3          | 2-2          | 23-7           |
| 1999-00       | Miami Arena       | 11-4           |              | 8-2           | 4-4          | 23-11          |
| 2000-01       | Miami Arena       | 12-4           |              | 4-8           | 0-1          | 16-13          |
| 2002-03       | Miami Arena       | 5-0            | (135-66)     |               |              |                |
|               | BankUnited Center | 4-5            |              | 2-10          | 0-2          | 11-17          |
| 2003-04       | BankUnited Center | 10-8           |              | 3-6           | 1-2          | 14-16          |
| 2004-05       | BankUnited Center | 11-5           |              | 5-6           | 0-2          | 16-13          |
| 2005-06       | BankUnited Center | 11-5           |              | 4-8           | 3-3          | 18-16          |
| 2006-07       | BankUnited Center | 8-7            |              | 3-9           | 1-4          | 12-20          |
| 2007-08       | BankUnited Center | 14-2           |              | 4-6           | 5-3          | 23-11          |
| 2008-09       | BankUnited Center | 12-4           | (70-36)      | 5-7           | 2-2          | 19-13          |
| <b>TOTALS</b> |                   | <b>237-123</b> |              | <b>75-169</b> | <b>39-44</b> | <b>351-337</b> |

# REGULAR SEASON TOURNAMENTS

## 1954-55

|  |                      |          |
|--|----------------------|----------|
| <b>Blue Gray Tournament (Montgomery, Ala.)</b> |                      |          |
| 12/17  | vs. Tennessee        | L, 89-80 |
| 12/18  | vs. Washington & Lee | W, 80-75 |

## 1955-56

|  |                   |          |
|--|-------------------|----------|
| <b>Orange Bowl Classic (Miami, Fla.)</b> |                   |          |
| 12/29                                    | vs. Tulane        | W, 86-75 |
| 12/30                                    | vs. West Virginia | L, 83-78 |

## Senior Bowl Classic (Mobile, Ala.)

|      |                   |          |
|------|-------------------|----------|
| 1/04 | vs. Memphis State | L, 79-71 |
| 1/05 | vs. Clemson       | L, 98-76 |

## 1956-57

|  |                 |          |
|--|-----------------|----------|
| <b>Orange Bowl Classic (Miami, Fla.)</b> |                 |          |
| 12/27                                    | vs. Connecticut | L, 74-70 |
| 12/28                                    | vs. Valparaiso  | L, 81-76 |
| 12/29                                    | vs. Seton Hall  | L, 92-80 |

## 1957-58

|  |                     |          |
|--|---------------------|----------|
| <b>Montgomery Classic (Montgomery, Ala.)</b> |                     |          |
| 12/13  | vs. Mississippi     | L, 66-64 |
| 12/14  | vs. Texas Christian | L, 82-59 |

## 1958-59

|   |                |          |
|---|----------------|----------|
| <b>Steel Bowl Classic (Pittsburgh, Pa.)</b> |                |          |
| 12/12                                       | vs. Pittsburgh | L, 69-65 |
| 12/13                                       | vs. Clemson    | L, 66-61 |

## The Citadel Invitational (Charleston, S.C.)

|       |                 |          |
|-------|-----------------|----------|
| 12/20 | vs. The Citadel | L, 93-77 |
|-------|-----------------|----------|

## Hurricane Classic

|       |                  |               |
|-------|------------------|---------------|
| 12/29 | vs. Tulane       | W, 94-74      |
| 12/30 | vs. Miami (Ohio) | L, 89-87 (OT) |

## 1959-60

|                          |                   |           |
|--------------------------|-------------------|-----------|
| <b>Hurricane Classic</b> |                   |           |
| 12/28                    | vs. Brigham Young | W, 110-93 |
| 12/29                    | vs. Xavier        | W, 87-69  |

## 1960-61

|                          |                |          |
|--------------------------|----------------|----------|
| <b>Hurricane Classic</b> |                |          |
| 12/28                    | vs. Army       | W, 82-75 |
| 12/29                    | vs. Holy Cross | W, 77-71 |

## 1961-62

|                          |                  |          |
|--------------------------|------------------|----------|
| <b>Hurricane Classic</b> |                  |          |
| 12/28                    | vs. Miami (Ohio) | W, 83-73 |
| 12/29                    | vs. Temple       | L, 85-67 |

## 1962-63

|                          |                |          |
|--------------------------|----------------|----------|
| <b>Hurricane Classic</b> |                |          |
| 12/27                    | vs. Cornell    | W, 94-85 |
| 12/28                    | vs. Pittsburgh | W, 86-85 |

## 1963-64

|                          |              |               |
|--------------------------|--------------|---------------|
| <b>Hurricane Classic</b> |              |               |
| 12/27                    | vs. Army     | W, 79-71      |
| 12/28                    | vs. Syracuse | L, 86-85 (OT) |

## 1964-65

|                                     |                |          |
|-------------------------------------|----------------|----------|
| <b>Steel Bowl (Pittsburgh, Pa.)</b> |                |          |
| 12/4                                | vs. Duquesne   | W, 99-95 |
| 12/5                                | vs. Pittsburgh | W, 85-71 |

## Hurricane Classic

|       |              |          |
|-------|--------------|----------|
| 12/28 | vs. Yale     | W, 86-71 |
| 12/29 | vs. Maryland | W, 80-73 |

## 1965-66

|                          |                |               |
|--------------------------|----------------|---------------|
| <b>Hurricane Classic</b> |                |               |
| 12/27                    | vs. Boston     | W, 81-60      |
| 12/28                    | vs. Louisville | L, 86-84 (OT) |

## 1966-67

|                          |             |          |
|--------------------------|-------------|----------|
| <b>Volunteer Classic</b> |             |          |
| 12/16                    | vs. Clemson | L, 73-64 |
| 12/17                    | vs. Auburn  | W, 87-73 |

## Hurricane Classic

|       |                      |          |
|-------|----------------------|----------|
| 12/27 | vs. Pennsylvania     | W, 82-78 |
| 12/28 | vs. Western Kentucky | L, 94-89 |

## 1967-68

|                          |               |           |
|--------------------------|---------------|-----------|
| <b>Hurricane Classic</b> |               |           |
| 12/27                    | vs. Dartmouth | W, 100-81 |
| 12/28                    | vs. NYU       | W, 102-91 |

## 1968-69

|  |                   |           |
|--|-------------------|-----------|
| <b>Sunshine State Classic (Jacksonville, Fla.)</b> |                   |           |
| 12/6   | vs. Florida State | L, 111-84 |
| 12/7   | vs. Florida       | L, 111-62 |

## Marshall Tournament (Huntington, W.Va.)

|       |              |          |
|-------|--------------|----------|
| 12/20 | vs. Yale     | W, 77-71 |
| 12/21 | vs. Maryland | L, 95-92 |

## Hurricane Classic

|       |                |          |
|-------|----------------|----------|
| 12/27 | vs. Pittsburgh | W, 72-70 |
| 12/28 | vs. Illinois   | L, 86-76 |

## 1969-70

|                                     |                |          |
|-------------------------------------|----------------|----------|
| <b>Steel Bowl (Pittsburgh, Pa.)</b> |                |          |
| 12/5                                | vs. Pittsburgh | W, 85-67 |
| 12/6                                | vs. Duquesne   | L, 94-88 |

## Hurricane Classic

|       |                |          |
|-------|----------------|----------|
| 12/29 | vs. Seton Hall | L, 76-69 |
| 12/30 | vs. Ohio       | L, 99-74 |

## 1970-71

|                                       |                   |               |
|---------------------------------------|-------------------|---------------|
| <b>Husker Classic (Lincoln, Neb.)</b> |                   |               |
| 12/18                                 | vs. Nebraska      | L, 85-58      |
| 12/19                                 | vs. Oklahoma City | L, 94-91 (OT) |

## 1985-86

|                    |                   |          |
|--------------------|-------------------|----------|
| <b>AMI Classic</b> |                   |          |
| 11/29              | vs. Georgia State | W, 82-77 |
| 11/30              | vs. Georgia       | W, 81-78 |

## Orange Bowl Tournament

|       |               |          |
|-------|---------------|----------|
| 12/27 | vs. Brown     | L, 62-61 |
| 12/28 | vs. Manhattan | W, 79-61 |

## 1986-87

|                    |                     |          |
|--------------------|---------------------|----------|
| <b>AMI Classic</b> |                     |          |
| 11/28              | vs. Central Florida | W, 64-54 |
| 11/29              | vs. Penn State      | L, 74-61 |

## Palm Beach Hurricane Classic

|       |              |               |
|-------|--------------|---------------|
| 12/29 | vs. Yale     | W, 78-75 (OT) |
| 12/30 | vs. Stanford | W, 71-58      |

## Puerto Rico Tournament

|      |                      |           |
|------|----------------------|-----------|
| 1/8  | vs. Bayamon (PR)     | W, 75-54  |
| 1/9  | vs. Rio Piedras (PR) | W, 111-64 |
| 1/10 | vs. Radford          | W, 66-62  |

## 1987-88

|  |              |           |
|--|--------------|-----------|
| <b>Great Alaska Shootout (Anchorage, Alaska)</b> |              |           |
| 11/27  | vs. Michigan | L, 109-76 |

|       |                      |          |
|-------|----------------------|----------|
| 11/28 | vs. Duquesne         | W, 84-73 |
| 11/29 | vs. Alaska-Anchorage | L, 78-77 |

## City of Miami Classic (Miami, Fla.)

|      |                    |          |
|------|--------------------|----------|
| 12/4 | vs. Colgate        | W, 96-68 |
| 12/5 | vs. South Carolina | L, 76-63 |

## Eastern Airlines Palm Beach Classic (Palm Beach, Fla.)

|       |              |           |
|-------|--------------|-----------|
| 12/29 | vs. American | W, 104-70 |
| 12/30 | vs. Purdue   | L, 110-82 |

## 1988-89

|                          |                      |          |
|--------------------------|----------------------|----------|
| <b>Chaminade Classic</b> |                      |          |
| 12/23                    | vs. St. Louis        | L, 86-73 |
| 12/24                    | vs. Eastern Illinois | W, 83-68 |
| 12/25                    | vs. Old Dominion     | W, 77-76 |

## Eastern Airlines Palm Beach Classic (Palm Beach, Fla.)

|       |                   |           |
|-------|-------------------|-----------|
| 12/28 | vs. Penn          | W, 102-69 |
| 12/30 | vs. Wichita State | W, 81-59  |

## 1989-90

|   |                    |          |
|---|--------------------|----------|
| <b>Eastern Airlines Palm Beach Classic (Palm Beach, Fla.)</b> |                    |          |
| 12/27   | vs. Lehigh         | L, 83-59 |
| 12/29   | vs. Boston College | L, 69-60 |

## 1990-91

|   |                     |           |
|---|---------------------|-----------|
| <b>Eastern Airlines Palm Beach Classic (Palm Beach, Fla.)</b> |                     |           |
| 12/27   | vs. Miami (Ohio)    | L, 101-99 |
| 12/28   | vs. Mississippi St. | W, 74-67  |

## 1991-92

|  |                      |          |
|--|----------------------|----------|
| <b>San Juan Shootout (San Juan, Puerto Rico)</b> |                      |          |
| 11/29  | vs. Maine            | W, 62-57 |
| 11/30  | vs. Eastern Kentucky | L, 66-61 |
| 12/1   | vs. Tennessee        | W, 72-60 |

## Palm Beach Classic (Palm Beach, Fla.)

|       |                       |          |
|-------|-----------------------|----------|
| 12/27 | vs. Marshall          | W, 70-55 |
| 12/29 | vs. George Washington | L, 78-64 |

## 1994-95

|  |          |          |
|--|----------|----------|
| <b>Orange Bowl Classic (Miami, Fla.)</b> |          |          |
| 12/28                                    | vs. UNLV | L, 56-55 |

## 1995-96

|  |               |          |
|--|---------------|----------|
| <b>Orange Bowl Classic (Miami, Fla.)</b> |               |          |
| 12/27                                    | vs. Tennessee | L, 56-54 |

## 1996-97

|  |            |          |
|--|------------|----------|
| <b>Orange Bowl Classic (Miami, Fla.)</b> |            |          |
| 12/28                                    | vs. DePaul | W, 61-45 |

## 1997-98

|  |                  |          |
|--|------------------|----------|
| <b>Orange Bowl Classic (Miami, Fla.)</b> |                  |          |
| 12/27                                    | vs. Georgia Tech | L, 69-61 |

## 1998-99

|  |                |          |
|--|----------------|----------|
| <b>Orange Bowl Classic (Sunrise, Fla.)</b> |                |          |
| 12/27                                      | vs. Ohio State | W, 72-64 |

## 1999-00

|  |                    |          |
|--|--------------------|----------|
| <b>Orange Bowl Classic (Sunrise, Fla.)</b> |                    |          |
| 12/18                                      | vs. North Carolina | L, 78-68 |

## San Juan Shootout (San Juan, Puerto Rico)

|       |                    |          |
|-------|--------------------|----------|
| 12/20 | vs. UL-Lafayette   | L, 66-60 |
| 12/21 | vs. Detroit-Mercy  | W, 68-64 |
| 12/22 | vs. Illinois State | L, 87-78 |

## 2000-01

|  |              |          |
|--|--------------|----------|
| <b>Orange Bowl Classic (Sunrise, Fla.)</b> |              |          |
| 12/16                                      | vs. Nebraska | L, 72-64 |

## 2001-02

|   |                      |          |
|---|----------------------|----------|
| <b>Paradise Jam (U.S. Virgin Islands)</b> |                      |          |
| 11/18                                     | vs. Eastern Michigan | W, 93-56 |
| 11/19                                     | vs. UAB              | W, 81-79 |
| 11/20                                     | vs. Clemson          | W, 67-65 |

## Orange Bowl Classic (Miami, Fla.)

|       |             |          |
|-------|-------------|----------|
| 12/15 | vs. Indiana | W, 58-53 |
|-------|-------------|----------|

## 2002-03

|  |             |                |
|--|-------------|----------------|
| <b>Orange Bowl Classic (Miami, Fla.)</b> |             |                |
| 12/21                                    | vs. Florida | L, 94-93 (2OT) |

## 2003-04

|  |                       |          |
|--|-----------------------|----------|
| <b>Las Vegas Tournament (Coral Gables, Fla.)</b> |                       |          |
| 11/21  | vs. Lubbock Christian | W, 86-66 |
| 11/23  | vs. UL-Monroe         | W, 78-60 |

## Las Vegas Tournament (Las Vegas, Nev.)

|       |                  |          |
|-------|------------------|----------|
| 11/25 | vs. Rhode Island | L, 54-53 |
| 11/26 | vs. Bradley      | L, 83-82 |

## Orange Bowl Classic (Miami, Fla.)

|       |            |          |
|-------|------------|----------|
| 12/20 | vs. Temple | W, 72-66 |
|-------|------------|----------|

## 2004-05

|  |            |               |
|--|------------|---------------|
| <b>Orange Bowl Classic (Miami, Fla.)</b> |            |               |
| 11/27                                    | vs. Xavier | L, 83-70 (OT) |

## 2005-06

|  |                |          |
|--|----------------|----------|
| <b>Orange Bowl Classic (Sunrise, Fla.)</b> |                |          |
| 12/31                                      | vs. Louisville | L, 58-43 |

## 2006-07

|  |                     |          |
|--|---------------------|----------|
| <b>American Youth Classic (Evansville, Ind.)</b> |                     |          |
| 11/17  | vs. Evansville      | W, 74-69 |
| 11/18  | vs. Buffalo         | L, 60-57 |
| 11/19  | vs. Cleveland State | L, 78-67 |

## Orange Bowl Classic (Miami, Fla.)

|       |              |          |
|-------|--------------|----------|
| 12/30 | vs. Nebraska | L, 82-67 |
|-------|--------------|----------|

## 2007-08

|  |                |          |
|--|----------------|----------|
| <b>Puerto Rico Tip-Off (San Juan, Puerto Rico)</b> |                |          |
| 11/15  | vs. Marist     | W, 85-61 |
| 11/16  | vs. VCU        | W, 69-63 |
| 11/18  | vs. Providence | W, 64-58 |

## Orange Bowl Classic (Sunrise, Fla.)

|       |              |          |
|-------|--------------|----------|
| 12/29 | vs. Winthrop | L, 76-70 |
|-------|--------------|----------|

## 2008-09

|   |                   |          |
|---|-------------------|----------|
| <b>Paradise Jam (U.S. Virgin Islands)</b> |                   |          |
| 11/21                                     | vs. Southern Miss | W, 70-60 |
| 11/23                                     | vs. UConn         | L, 76-63 |
| 11/24                                     | vs. San Diego     | W, 80-45 |

# SERIES RECORDS

| OPPONENT                  | W-L   | FIRST GAME | LAST GAME |
|---------------------------|-------|------------|-----------|
| Agoga                     | 2-0   | 1928-29    | 1928-29   |
| Air Force                 | 0-1   | 2005-06    | 2005-06   |
| Akron                     | 0-1   | 1956-57    | 1956-57   |
| Alabama                   | 0-1   | 1968-69    | 1968-69   |
| UAB                       | 1-0   | 2001-02    | 2001-02   |
| Alabama State             | 2-1   | 1987-88    | 2007-08   |
| Alaska-Anchorage          | 0-1   | 1987-88    | 1987-88   |
| Albany Ga. Blues          | 0-1   | 1938-39    | 1938-39   |
| Alcorn State              | 1-0   | 2006-07    | 2006-07   |
| Alumni                    | 1-0   | 1941-42    | 1941-42   |
| American University       | 2-1   | 1970-71    | 1987-88   |
| Appalachian State         | 1-0   | 2004-05    | 2004-05   |
| Arizona                   | 0-2   | 1985-86    | 1989-90   |
| Arizona State             | 0-2   | 1989-90    | 1991-92   |
| Arkansas                  | 1-0   | 1999-00    | 1999-00   |
| Arkansas-Pine Bluff       | 1-0   | 2002-03    | 2002-03   |
| Armstrong State           | 1-0   | 1986-87    | 1986-87   |
| Army                      | 3-0   | 1957-58    | 1963-64   |
| Auburn                    | 1-1   | 1966-67    | 2000-01   |
| Banana River A.F.         | 1-0   | 1946-47    | 1946-47   |
| Baptist                   | 2-0   | 1985-86    | 1989-90   |
| Barry                     | 2-0   | 1991-92    | 1992-93   |
| Bethune-Cookman           | 4-0   | 1988-89    | 1999-00   |
| Binghamton                | 0-1   | 2006-07    | 2006-07   |
| Birmingham-Southern       | 1-0   | 2005-06    | 2005-06   |
| Boca Chica                | 1-0   | 1951-52    | 1951-52   |
| Boca Raton AAF            | 1-2   | 1945-46    | 1946-47   |
| Boston College            | 11-22 | 1962-63    | 2008-09   |
| Boston University         | 1-0   | 1965-66    | 1965-66   |
| Bowling Green             | 0-1   | 1951-52    | 1951-52   |
| Boynnton                  | 1-0   | 1939-40    | 1939-40   |
| Bradley                   | 1-1   | 1955-56    | 2003-04   |
| Brandeis                  | 0-1   | 1953-54    | 1953-54   |
| Brigham Young             | 2-2   | 1959-60    | 1988-89   |
| Brooklyn College          | 3-0   | 1985-86    | 1989-90   |
| Brown University          | 1-1   | 1967-68    | 1985-86   |
| Bucknell                  | 2-0   | 1968-69    | 1969-70   |
| Buffalo                   | 2-1   | 1993-94    | 2006-07   |
| Caribbean A.S.            | 1-0   | 1945-46    | 1945-46   |
| Centenary                 | 2-2   | 1959-60    | 1969-70   |
| Central Connecticut State | 1-0   | 1989-90    | 1989-90   |
| Central Florida           | 6-0   | 1986-87    | 2002-03   |
| Charlotte                 | 2-4   | 1997-98    | 2002-03   |
| Checker Cab               | 1-0   | 1948-49    | 1948-49   |
| Church League All-Stars   | 1-0   | 1928-29    | 1928-29   |
| The Citadel               | 1-1   | 1958-59    | 1985-86   |
| Cincinnati                | 1-0   | 1946-47    | 1946-47   |
| City College Charleston   | 1-0   | 1946-47    | 1946-47   |
| City Hall                 | 1-0   | 1928-29    | 1928-29   |
| Clemson                   | 6-8   | 1955-56    | 2008-09   |
| Cleveland State           | 0-1   | 2006-07    | 2006-07   |
| Coast Guard               | 2-0   | 1945-46    | 1945-46   |
| Colgate                   | 1-0   | 1987-88    | 1987-88   |
| Colorado                  | 0-1   | 1956-57    | 1956-57   |
| Columbia                  | 2-1   | 1952-53    | 2000-01   |
| Connecticut               | 8-16  | 1956-57    | 2008-09   |
| Coppin State              | 2-0   | 1986-87    | 1987-88   |
| Cornell                   | 1-0   | 1962-63    | 1962-63   |
| Creighton                 | 3-2   | 1963-64    | 2005-06   |
| Culver-Stockton           | 1-0   | 1951-52    | 1951-52   |
| Dartmouth                 | 3-1   | 1950-51    | 1990-91   |
| Davidson                  | 3-1   | 1988-89    | 1991-92   |
| Dayton                    | 1-7   | 1956-57    | 1989-90   |
| DePaul                    | 1-6   | 1987-88    | 1996-97   |
| Detroit-Mercy             | 1-0   | 1999-00    | 1999-00   |
| Duke                      | 2-11  | 1962-63    | 2008-09   |
| Duquesne                  | 2-1   | 1964-65    | 1987-88   |
| Eastern Airlines          | 1-0   | 1939-40    | 1939-40   |
| Eastern Illinois          | 2-1   | 1948-49    | 2000-01   |
| Eastern Kentucky          | 2-1   | 1967-68    | 1997-98   |

| OPPONENT                  | W-L   | FIRST GAME | LAST GAME |
|---------------------------|-------|------------|-----------|
| Eastern Michigan          | 1-0   | 2001-02    | 2001-02   |
| Eglin Field               | 0-1   | 1952-53    | 1952-53   |
| Elon                      | 0-1   | 1939-40    | 1939-40   |
| Evansville                | 1-0   | 2006-07    | 2006-07   |
| Fairfield                 | 0-1   | 1985-86    | 1985-86   |
| Fairleigh Dickinson       | 1-1   | 1986-87    | 1987-88   |
| Florida                   | 22-45 | 1927-28    | 2008-09   |
| Florida A&M               | 7-0   | 1967-68    | 2001-02   |
| Florida Atlantic          | 18-1  | 1988-89    | 2008-09   |
| Florida International     | 12-1  | 1986-87    | 2008-09   |
| Florida Southern          | 60-8  | 1927-28    | 2008-09   |
| Florida State             | 28-34 | 1950-51    | 2008-09   |
| Fordham                   | 1-1   | 1970-71    | 1994-95   |
| Ft. Lauderdale NAS        | 0-1   | 1945-46    | 1945-46   |
| Furman                    | 0-2   | 1951-52    | 1954-55   |
| George Mason              | 1-1   | 1989-90    | 1990-91   |
| George Washington         | 0-2   | 1970-71    | 1991-92   |
| Georgetown                | 12-19 | 1954-55    | 2003-04   |
| Georgia                   | 1-3   | 1938-39    | 1992-93   |
| Georgia State             | 3-0   | 1985-86    | 1998-99   |
| Georgia Tech              | 5-5   | 1952-53    | 2008-09   |
| Hartford                  | 3-1   | 1985-86    | 1999-00   |
| Havana                    | 5-1   | 1927-28    | 1948-49   |
| Hawaii                    | 2-1   | 1967-68    | 1968-69   |
| Hofstra                   | 1-0   | 1985-86    | 1985-86   |
| Holy Cross                | 1-0   | 1960-61    | 1960-61   |
| Houston                   | 5-9   | 1955-56    | 1970-71   |
| Howard                    | 1-1   | 1991-92    | 2001-02   |
| Illinois                  | 0-1   | 1968-69    | 1968-69   |
| Illinois State            | 0-1   | 1999-00    | 1999-00   |
| Indiana                   | 1-0   | 2001-02    | 2001-02   |
| IPFW                      | 1-0   | 2003-04    | 2003-04   |
| Iona                      | 1-0   | 1959-60    | 1959-60   |
| Jacksonville Navy         | 1-2   | 1941-42    | 1941-42   |
| Jacksonville University   | 25-6  | 1957-58    | 1997-98   |
| Jewish Prog. AA-Atlanta   | 0-1   | 1938-39    | 1938-39   |
| Junior C. of C.           | 1-1   | 1928-29    | 1928-29   |
| Kansas                    | 1-3   | 1986-87    | 1990-91   |
| Kentucky                  | 1-3   | 1956-57    | 2008-09   |
| Kentucky Wesleyan         | 4-1   | 1955-56    | 1959-60   |
| Key West Navy             | 1-0   | 1951-52    | 1951-52   |
| Lafayette                 | 4-1   | 1970-71    | 2006-07   |
| La Salle                  | 4-9   | 1950-51    | 1970-71   |
| Lehigh                    | 6-1   | 1970-71    | 2006-07   |
| Long Island               | 1-0   | 1988-89    | 1988-89   |
| Louisiana-Lafayette       | 0-1   | 1999-00    | 1999-00   |
| Louisiana-Monroe          | 1-0   | 2003-04    | 2003-04   |
| LSU                       | 3-1   | 1950-51    | 2001-02   |
| Louisville                | 2-7   | 1950-51    | 2006-07   |
| Loyola (N.O.)             | 9-7   | 1952-53    | 1970-71   |
| Lubbock Christian         | 1-0   | 2003-04    | 2003-04   |
| Maine                     | 1-0   | 1991-92    | 1991-92   |
| Manhattan                 | 1-0   | 1985-86    | 1985-86   |
| Marist                    | 2-1   | 1987-88    | 2007-08   |
| Marquette                 | 2-2   | 1985-86    | 1988-89   |
| Marshall                  | 2-1   | 1941-42    | 1991-92   |
| Maryland                  | 10-6  | 1948-49    | 2008-09   |
| Maryland-Baltimore County | 3-0   | 1987-88    | 2003-04   |
| Maryland-Eastern Shore    | 3-0   | 1985-86    | 1988-89   |
| Massachusetts             | 2-0   | 2004-05    | 2005-06   |
| McDill Field              | 2-0   | 1945-46    | 1947-48   |
| Mediterranean A.S.        | 1-0   | 1945-46    | 1945-46   |
| Memphis                   | 5-6   | 1955-56    | 2000-01   |
| Mercer                    | 1-1   | 1938-39    | 1989-90   |
| Miami Beach               | 1-0   | 1928-29    | 1928-29   |
| Miami Beach All-Stars     | 1-0   | 1952-53    | 1952-53   |
| Miami Beach Canoe Club    | 2-0   | 1927-28    | 1927-28   |





# SERIES RECORDS

| OPPONENT               | W-L   | FIRST GAME | LAST GAME |
|------------------------|-------|------------|-----------|
| Miami (Ohio)           | 5-4   | 1946-47    | 1990-91   |
| Michigan               | 0-4   | 1987-88    | 2005-06   |
| Mississippi            | 2-0   | 1949-50    | 1949-50   |
| Mississippi College    | 1-0   | 1955-56    | 1955-56   |
| Mississippi State      | 2-2   | 1957-58    | 2007-08   |
| Missouri               | 0-1   | 2001-02    | 2001-02   |
| Monmouth               | 1-1   | 1987-88    | 1999-00   |
| Morehead State         | 4-3   | 1946-47    | 1970-71   |
| Morgan State           | 2-0   | 2005-06    | 2007-08   |
| Mount St. Mary's       | 1-0   | 1966-67    | 1966-67   |
| Muffetts               | 2-0   | 1948-49    | 1949-50   |
| Murray State           | 2-1   | 1952-53    | 1961-62   |
| Navy                   | 0-1   | 1986-87    | 1986-87   |
| Navy Rec. Barracks     | 0-1   | 1945-46    | 1945-46   |
| Nebraska               | 1-3   | 1951-52    | 2006-07   |
| Nevada                 | 1-1   | 1963-64    | 1965-66   |
| New Hampshire          | 1-0   | 2002-03    | 2002-03   |
| New Mexico             | 0-2   | 1986-87    | 1988-89   |
| New Orleans            | 0-2   | 1985-86    | 1985-86   |
| New York University    | 1-1   | 1954-55    | 1967-68   |
| Niagara                | 1-0   | 1964-65    | 1964-65   |
| Norfolk State          | 1-0   | 2004-05    | 2004-05   |
| North Carolina         | 2-13  | 1949-50    | 2008-09   |
| North Carolina A&T     | 3-0   | 2003-04    | 2007-08   |
| UNC Asheville          | 1-0   | 1993-94    | 1993-94   |
| North Carolina Central | 1-0   | 2008-09    | 2008-09   |
| NC State               | 4-5   | 1939-40    | 2008-09   |
| UNC Wilmington         | 0-1   | 1992-93    | 1992-93   |
| North Florida          | 2-0   | 2007-08    | 2008-09   |
| Northeastern           | 2-0   | 1990-91    | 2000-01   |
| Northeastern Illinois  | 2-0   | 1994-95    | 1995-96   |
| Northern Iowa          | 1-0   | 1998-99    | 1998-99   |
| Northwestern           | 0-1   | 2006-07    | 2006-07   |
| Notre Dame             | 7-8   | 1985-86    | 2003-04   |
| Ohio State             | 2-2   | 1953-54    | 2008-09   |
| Ohio University        | 1-1   | 1965-66    | 1969-70   |
| Oklahoma City          | 5-4   | 1957-58    | 1970-71   |
| Oklahoma State         | 1-0   | 2005-06    | 2005-06   |
| Old Dominion           | 1-0   | 1988-89    | 1988-89   |
| Oral Roberts           | 1-1   | 1988-89    | 1988-89   |
| Oregon State           | 0-1   | 1969-70    | 1969-70   |
| Penn State             | 0-4   | 1986-87    | 1994-95   |
| Pennsylvania           | 5-3   | 1947-48    | 2007-08   |
| Pensacola NAS          | 2-0   | 1946-47    | 1946-47   |
| Pepperdine             | 0-1   | 1969-70    | 1969-70   |
| Pi Chi                 | 2-0   | 1939-40    | 1940-41   |
| Pittsburgh             | 16-17 | 1947-48    | 2003-04   |
| Ponce de Leon          | 0-1   | 1928-29    | 1928-29   |
| Princeton              | 1-1   | 1948-49    | 1948-49   |
| Providence             | 15-15 | 1962-63    | 2008-09   |
| Purdue                 | 0-2   | 1987-88    | 1998-99   |
| Quinnipiac             | 1-0   | 1999-00    | 1999-00   |
| Radford                | 1-0   | 1986-87    | 1986-87   |
| Redland                | 1-0   | 1928-29    | 1928-29   |
| Rhode Island           | 4-1   | 1961-62    | 2003-04   |
| Rider                  | 1-0   | 1985-86    | 1985-86   |
| Rio Grande             | 0-1   | 1953-54    | 1953-54   |
| Robert Morris          | 2-0   | 1994-95    | 2008-09   |
| Rollins                | 36-13 | 1927-28    | 1964-65   |
| Rutgers                | 8-4   | 1988-89    | 2003-04   |
| Sacred Heart           | 1-0   | 2005-06    | 2005-06   |
| St. Francis (NY)       | 1-0   | 1962-63    | 1962-63   |
| St. Francis (PA)       | 2-0   | 1986-87    | 2001-02   |
| St. John's             | 14-16 | 1962-63    | 2008-09   |
| St. Joseph's (PA)      | 1-3   | 1950-51    | 1990-91   |
| St. Louis              | 0-2   | 1960-61    | 1988-89   |
| St. Mary's (CA)        | 5-0   | 1963-64    | 2007-08   |
| St. Peter's            | 1-0   | 1962-63    | 1962-63   |
| St. Thomas*            | 2-0   | 1969-70    | 1987-88   |

| OPPONENT                        | W-L   | FIRST GAME | LAST GAME |
|---------------------------------|-------|------------|-----------|
| Sam Houston State               | 1-0   | 1993-94    | 1993-94   |
| San Diego                       | 1-0   | 2008-09    | 2008-09   |
| San Diego State                 | 1-1   | 1986-87    | 1987-88   |
| San Francisco                   | 2-1   | 1960-61    | 1965-66   |
| Santa Clara                     | 0-3   | 1960-61    | 1965-66   |
| Savannah State                  | 3-0   | 1988-89    | 2003-04   |
| Sebring A.C.                    | 1-0   | 1927-28    | 1927-28   |
| Sebring Firemen                 | 1-0   | 1930-31    | 1930-31   |
| Seton Hall                      | 8-15  | 1956-57    | 2003-04   |
| Seventh Naval District          | 0-1   | 1945-46    | 1945-46   |
| Shenandoah Presb.               | 1-0   | 1940-41    | 1940-41   |
| South Carolina                  | 5-3   | 1948-49    | 2004-05   |
| South Carolina State            | 0-1   | 2004-05    | 2004-05   |
| South Florida                   | 6-2   | 1987-88    | 1990-91   |
| Southern California             | 0-2   | 1990-91    | 1992-93   |
| Southern Illinois               | 1-0   | 1997-98    | 1997-98   |
| Southern Methodist              | 0-2   | 1990-91    | 1991-92   |
| Southern Miss                   | 2-1   | 1955-56    | 2008-09   |
| Southwest Texas State           | 0-1   | 1992-93    | 1992-93   |
| Spring Hill College             | 0-2   | 1955-56    | 1956-57   |
| Stanford                        | 1-1   | 1986-87    | 1988-89   |
| Stetson                         | 46-33 | 1927-28    | 2008-09   |
| Syracuse                        | 5-14  | 1963-64    | 2003-04   |
| Tampa                           | 44-10 | 1939-40    | 1968-69   |
| Teachers College of Connecticut | 1-0   | 1950-51    | 1950-51   |
| Temple                          | 1-2   | 1961-62    | 2005-06   |
| Tennessee                       | 1-3   | 1954-55    | 1996-97   |
| Tennessee-Martin                | 1-0   | 2000-01    | 2000-01   |
| Tennessee Tech                  | 4-0   | 1946-47    | 2004-05   |
| Texas                           | 1-2   | 1987-88    | 2007-08   |
| Texas A&M                       | 3-0   | 1956-57    | 2002-03   |
| Texas-Arlington                 | 1-0   | 2005-06    | 2005-06   |
| Texas Christian                 | 0-1   | 1957-58    | 1957-58   |
| Texas Tech                      | 1-0   | 1952-53    | 1952-53   |
| Toledo                          | 1-0   | 1956-57    | 1956-57   |
| Toronto                         | 1-0   | 1958-59    | 1958-59   |
| Towson State                    | 1-0   | 1985-86    | 1985-86   |
| Tulane                          | 4-4   | 1946-47    | 1989-90   |
| Tulsa                           | 1-1   | 1961-62    | 1999-00   |
| Turner's Sports Shop            | 2-2   | 1928-29    | 1930-31   |
| UCLA                            | 0-4   | 1969-70    | 1997-98   |
| UNLV                            | 0-2   | 1994-95    | 1996-97   |
| Utah                            | 1-0   | 1965-66    | 1965-66   |
| Valparaiso                      | 0-1   | 1956-57    | 1956-57   |
| Villanova                       | 10-13 | 1991-92    | 2003-04   |
| Virginia                        | 6-3   | 1965-66    | 2008-09   |
| Virginia Commonwealth           | 3-1   | 1987-88    | 2007-08   |
| Virginia Tech                   | 8-8   | 2000-01    | 2008-09   |
| Volks A.C.                      | 0-1   | 1927-28    | 1927-28   |
| Wagner                          | 0-1   | 1993-94    | 1993-94   |
| Wake Forest                     | 2-7   | 1939-40    | 2008-09   |
| Washington                      | 0-3   | 1967-68    | 1989-90   |
| Washington & Lee                | 1-0   | 1954-55    | 1954-55   |
| West Virginia                   | 6-7   | 1955-56    | 2003-04   |
| Western Kentucky                | 1-13  | 1946-47    | 1966-67   |
| Wichita State                   | 1-0   | 1988-89    | 1988-89   |
| William & Mary                  | 1-0   | 1965-66    | 1965-66   |
| Winthrop                        | 2-2   | 1986-87    | 2007-08   |
| Wisconsin                       | 0-2   | 1985-86    | 1986-87   |
| Wisconsin-Green Bay             | 2-1   | 1985-86    | 2005-06   |
| Wofford                         | 2-0   | 2004-05    | 2005-06   |
| Xavier                          | 2-1   | 1955-56    | 2004-05   |
| Yale                            | 4-2   | 1950-51    | 1986-87   |
| YMHA                            | 2-0   | 1940-41    | 1948-49   |

\* Formerly Biscayne College

# ALL-TIME SERIES RESULTS

## AGOGA (2-0)

|         |   |       |     |
|---------|---|-------|-----|
| 1928-29 | W | 49-19 | (h) |
| 1928-29 | W | 63-33 | (h) |

## AIR FORCE (0-1)

|          |   |       |     |
|----------|---|-------|-----|
| 11/14/05 | L | 57-53 | (n) |
|----------|---|-------|-----|

## AKRON (0-1)

|         |   |        |     |
|---------|---|--------|-----|
| 12/8/56 | L | 106-80 | (a) |
|---------|---|--------|-----|

## ALABAMA (0-1)

|          |   |       |     |
|----------|---|-------|-----|
| 12/13/68 | L | 85-72 | (a) |
|----------|---|-------|-----|

## UAB (1-0)

|          |   |       |     |
|----------|---|-------|-----|
| 11/19/01 | W | 81-79 | (n) |
|----------|---|-------|-----|

## ALABAMA STATE (2-1)

|          |   |         |     |
|----------|---|---------|-----|
| 12/21/87 | W | 110-107 | (h) |
| 12/16/89 | L | 98-81   | (h) |
| 11/28/07 | W | 83-74   | (h) |

## ALASKA-ANCHORAGE (0-1)

|          |   |       |     |
|----------|---|-------|-----|
| 11/29/87 | L | 78-77 | (a) |
|----------|---|-------|-----|

## ALBANY GA. BLUES (0-1)

|         |   |       |     |
|---------|---|-------|-----|
| 1938-39 | L | 53-35 | (a) |
|---------|---|-------|-----|

## ALCORN STATE (1-0)

|          |   |       |     |
|----------|---|-------|-----|
| 11/14/06 | W | 96-57 | (h) |
|----------|---|-------|-----|

## ALUMNI (1-0)

|         |   |       |     |
|---------|---|-------|-----|
| 1941-42 | W | 52-32 | (h) |
|---------|---|-------|-----|

## AMERICAN (2-1)

|          |   |        |     |
|----------|---|--------|-----|
| 2/13/71  | L | 93-82  | (a) |
| 2/26/86  | W | 73-64  | (h) |
| 12/29/87 | W | 104-70 | (n) |

## APPALACHIAN STATE (1-0)

|          |   |       |     |
|----------|---|-------|-----|
| 12/30/04 | W | 80-63 | (h) |
|----------|---|-------|-----|

## ARIZONA (0-2)

|              |   |       |     |
|--------------|---|-------|-----|
| 1/18/86 (OT) | L | 81-74 | (h) |
| 12/19/89     | L | 83-53 | (a) |

## ARIZONA STATE (0-2)

|          |   |       |     |
|----------|---|-------|-----|
| 1/20/90  | L | 62-58 | (h) |
| 12/23/91 | L | 62-57 | (a) |

## ARKANSAS (1-0)

|         |   |       |     |
|---------|---|-------|-----|
| 3/17/00 | W | 75-71 | (n) |
|---------|---|-------|-----|

## ARKANSAS-PINE BLUFF (1-0)

|          |   |       |     |
|----------|---|-------|-----|
| 12/18/02 | W | 79-42 | (h) |
|----------|---|-------|-----|

## ARMSTRONG STATE (1-0)

|         |   |       |     |
|---------|---|-------|-----|
| 2/16/87 | W | 97-47 | (h) |
|---------|---|-------|-----|

## ARMY (3-0)

|          |   |       |     |
|----------|---|-------|-----|
| 2/8/58   | W | 92-82 | (h) |
| 12/28/60 | W | 82-75 | (h) |
| 12/27/63 | W | 79-71 | (h) |

## AUBURN (1-1)

|          |   |       |     |
|----------|---|-------|-----|
| 12/17/66 | W | 87-73 | (n) |
| 3/14/01  | L | 60-58 | (a) |

## BANANA RIVER A.F. (1-0)

|         |   |       |     |
|---------|---|-------|-----|
| 2/28/47 | W | 68-48 | (h) |
|---------|---|-------|-----|

## BAPTIST (2-0)

|         |   |       |     |
|---------|---|-------|-----|
| 1/23/86 | W | 71-60 | (h) |
| 12/1/89 | W | 77-67 | (h) |

## BARRY (2-0)

|          |   |       |     |
|----------|---|-------|-----|
| 11/23/91 | W | 80-67 | (h) |
| 12/11/92 | W | 81-64 | (h) |

## BETHUNE-COOKMAN (4-0)

|          |   |        |     |
|----------|---|--------|-----|
| 12/5/88  | W | 88-72  | (h) |
| 2/4/93   | W | 78-54  | (h) |
| 12/10/93 | W | 82-54  | (h) |
| 11/30/99 | W | 102-75 | (h) |

## BINGHAMTON (0-1)

|          |   |       |     |
|----------|---|-------|-----|
| 12/20/06 | L | 74-79 | (h) |
|----------|---|-------|-----|

## BIRMINGHAM-SOUTHERN (1-0)

|         |   |       |     |
|---------|---|-------|-----|
| 12/3/05 | W | 82-55 | (h) |
|---------|---|-------|-----|

## BOCA CHICA (1-0)

|         |   |       |     |
|---------|---|-------|-----|
| 1951-52 | W | 90-53 | (h) |
|---------|---|-------|-----|

## BOCA RATON AAF (1-2)

|         |   |       |     |
|---------|---|-------|-----|
| 1/25/46 | L | 55-40 | (h) |
| 2/5/46  | L | 48-41 | (h) |
| 1/29/47 | W | 61-43 | (a) |

## BOSTON COLLEGE (11-22)

|              |   |       |     |
|--------------|---|-------|-----|
| 12/4/62      | W | 72-69 | (a) |
| 12/29/89     | L | 69-60 | (n) |
| 1/21/92      | L | 51-50 | (h) |
| 2/22/92      | L | 55-49 | (a) |
| 2/10/93      | W | 75-71 | (h) |
| 2/27/93      | L | 70-58 | (a) |
| 1/15/94      | L | 69-49 | (a) |
| 2/16/94      | L | 79-63 | (h) |
| 1/21/95      | W | 69-68 | (h) |
| 2/25/95 (OT) | W | 77-71 | (a) |
| 2/10/96      | L | 62-58 | (h) |
| 1/2/97       | L | 65-62 | (a) |
| 2/19/97      | L | 59-57 | (h) |

|              |   |       |     |
|--------------|---|-------|-----|
| 1/28/98      | W | 67-57 | (a) |
| 12/8/98      | W | 77-64 | (h) |
| 1/24/99      | W | 75-67 | (a) |
| 1/22/00      | W | 62-54 | (h) |
| 1/7/01       | L | 73-72 | (h) |
| 1/13/01      | L | 82-73 | (a) |
| 1/29/02      | L | 70-65 | (h) |
| 2/10/02      | L | 76-63 | (a) |
| 2/15/03      | L | 76-65 | (a) |
| 3/1/03       | L | 72-68 | (h) |
| 2/11/04 (OT) | L | 74-72 | (h) |
| 1/21/06      | L | 65-61 | (h) |
| 2/16/06      | L | 65-54 | (a) |
| 1/16/07      | L | 82-63 | (a) |
| 2/7/07       | L | 75-68 | (h) |
| 3/9/07 (OT)  | L | 74-71 | (n) |
| 1/15/08      | L | 76-66 | (a) |
| 3/5/08       | W | 74-61 | (h) |
| 1/10/09      | W | 77-71 | (a) |
| 2/21/09      | W | 69-58 | (h) |

## BOSTON UNIVERSITY (1-0)

|          |   |       |     |
|----------|---|-------|-----|
| 12/27/65 | W | 81-60 | (h) |
|----------|---|-------|-----|

## BOWLING GREEN (0-1)

|        |   |       |     |
|--------|---|-------|-----|
| 2/1/52 | L | 78-67 | (h) |
|--------|---|-------|-----|

## BOYNTON (1-0)

|         |   |       |  |
|---------|---|-------|--|
| 1939-40 | W | 41-29 |  |
|---------|---|-------|--|

## BRADLEY (1-1)

|          |   |       |     |
|----------|---|-------|-----|
| 12/22/55 | W | 80-73 | (h) |
| 11/26/03 | L | 83-82 | (n) |

## BRANDEIS (0-1)

|        |   |       |     |
|--------|---|-------|-----|
| 1/4/54 | L | 68-48 | (h) |
|--------|---|-------|-----|

## BRIGHTON YOUNG (2-2)

|          |   |        |     |
|----------|---|--------|-----|
| 12/28/59 | W | 110-93 | (h) |
| 12/10/60 | L | 112-80 | (a) |
| 2/9/88   | L | 99-86  | (h) |
| 2/4/89   | W | 107-86 | (h) |

## BROOKLYN COLLEGE (3-0)

|         |   |        |     |
|---------|---|--------|-----|
| 1/31/86 | W | 102-93 | (n) |
| 3/7/87  | W | 83-64  | (h) |
| 1/12/90 | W | 94-61  | (h) |

## BROWN UNIVERSITY (1-1)

|          |   |       |     |
|----------|---|-------|-----|
| 12/19/67 | W | 72-71 | (h) |
| 12/27/85 | L | 62-61 | (h) |

## BUCKNELL (2-0)

|        |   |       |     |
|--------|---|-------|-----|
| 1/4/69 | W | 89-84 | (h) |
| 1/3/70 | W | 93-88 | (h) |

## BUFFALO (2-1)

|          |   |       |     |
|----------|---|-------|-----|
| 12/19/93 | W | 63-57 | (a) |
| 11/22/96 | W | 78-61 | (h) |
| 11/18/06 | L | 60-57 | (n) |

## CARIBBEAN A.S. (1-0)

|         |   |       |     |
|---------|---|-------|-----|
| 1945-46 | W | 46-41 | (h) |
|---------|---|-------|-----|

## CENTENARY (2-2)

|          |   |        |     |
|----------|---|--------|-----|
| 12/10/59 | L | 84-77  | (a) |
| 1/26/61  | W | 86-74  | (h) |
| 1/15/70  | W | 94-78  | (h) |
| 2/12/70  | L | 107-86 | (a) |

## CENTRAL CONN. STATE (1-0)

|         |   |       |     |
|---------|---|-------|-----|
| 2/15/90 | W | 62-40 | (h) |
|---------|---|-------|-----|

## CENTRAL FLORIDA (6-0)

|          |   |        |     |
|----------|---|--------|-----|
| 11/28/86 | W | 64-54  | (h) |
| 3/5/88   | W | 100-80 | (h) |
| 12/11/98 | W | 66-56  | (h) |
| 11/19/99 | W | 87-54  | (a) |

|          |   |       |     |
|----------|---|-------|-----|
| 12/9/00  | W | 83-72 | (h) |
| 12/27/02 | W | 62-51 | (a) |

## CHARLOTTE (2-4)

|          |   |       |     |
|----------|---|-------|-----|
| 11/21/97 | W | 89-72 | (h) |
| 11/23/98 | L | 66-59 | (a) |
| 12/7/99  | L | 75-65 | (h) |
| 11/28/00 | L | 95-63 | (a) |
| 12/22/01 | W | 64-56 | (h) |
| 12/15/02 | L | 69-64 | (a) |

## CHECKER CAB (1-0)

|         |   |       |     |
|---------|---|-------|-----|
| 1948-49 | W | 73-33 | (h) |
|---------|---|-------|-----|

## CHURCH LEAGUE ALL-STARS (1-0)

|         |   |       |     |
|---------|---|-------|-----|
| 1928-29 | W | 68-23 | (h) |
|---------|---|-------|-----|

## THE CITADEL (1-1)

|          |   |       |     |
|----------|---|-------|-----|
| 12/20/58 | L | 93-77 | (a) |
| 11/22/85 | W | 85-77 | (h) |

## CINCINNATI (1-0)

|        |   |       |     |
|--------|---|-------|-----|
| 2/6/47 | W | 57-54 | (h) |
|--------|---|-------|-----|

## CITY COL. OF CHARLESTON (1-0)

|        |   |       |     |
|--------|---|-------|-----|
| 3/6/47 | W | 56-52 | (n) |
|--------|---|-------|-----|

## CITY HALL (1-0)

|         |   |       |     |
|---------|---|-------|-----|
| 1928-29 | W | 28-20 | (h) |
|---------|---|-------|-----|

## CLEMSON (6-8)

|               |   |       |     |
|---------------|---|-------|-----|
| 1/5/56        | L | 98-96 | (n) |
| 12/13/58      | L | 66-61 | (n) |
| 12/16/66      | L | 73-64 | (n) |
| 12/20/94      | L | 75-55 | (a) |
| 12/23/95 (OT) | L | 66-52 | (h) |
| 11/20/01      | W | 67-65 | (n) |
| 1/26/05       | W | 69-65 | (h) |
| 2/12/05       | W | 83-77 | (a) |
| 1/18/06       | W | 65-61 | (h) |
| 3/9/06        | W | 66-63 | (n) |
| 2/28/07 (OT)  | L | 74-70 | (a) |
| 1/27/08       | W | 75-72 | (h) |
| 2/27/08       | L | 79-69 | (a) |
| 12/21/08      | L | 91-72 | (h) |

## CLEVELAND STATE (0-1)

|          |   |       |     |
|----------|---|-------|-----|
| 11/19/06 | L | 78-67 | (n) |
|----------|---|-------|-----|

## COAST GUARD (2-0)

|         |   |       |     |
|---------|---|-------|-----|
| 1/11/46 | W | 46-45 | (h) |
| 1/26/46 | W | 52-45 | (h) |

## COLGATE (1-0)

|         |   |       |     |
|---------|---|-------|-----|
| 12/4/87 | W | 96-68 | (h) |
|---------|---|-------|-----|

## COLORADO (0-1)

|        |   |       |     |
|--------|---|-------|-----|
| 1/3/57 | L | 73-66 | (h) |
|--------|---|-------|-----|

## COLUMBIA (2-1)

|          |   |       |     |
|----------|---|-------|-----|
| 12/18/52 | L | 65-59 | (h) |
| 12/29/95 | W | 69-62 | (h) |
| 11/21/00 | W | 65-41 | (h) |

## CONNECTICUT (8-16)

|          |   |       |     |
|----------|---|-------|-----|
| 12/27/56 | L | 74-70 | (h) |
| 1/2/92   | L | 85-62 | (a) |
| 1/18/92  | L | 77-58 | (h) |
| 1/26/93  | W | 80-65 | (h) |
| 2/13/93  | L | 88-72 | (a) |
| 2/5/94   | L | 73-57 | (a) |
| 2/22/94  | L | 74-49 | (h) |
| 1/31/95  | L | 82-57 | (a) |
| 3/4/95   | L | 75-67 | (h) |
| 1/6/96   | L | 73-52 | (a) |
| 1/22/97  | W | 69-46 | (h) |
| 2/15/97  | L | 72-52 | (a) |
| 1/6/98   | W | 76-67 | (h) |



DeQUAN JONES

|              |   |       |     |
|--------------|---|-------|-----|
| 1/20/99 (OT) | L | 70-68 | (h) |
| 2/20/99      | W | 73-71 | (a) |
| 2/19/00      | W | 63-57 | (a) |
| 1/20/01      | W | 77-74 | (h) |
| 2/24/01      | L | 60-53 | (a) |
| 1/5/02       | L | 76-75 | (a) |
| 2/2/02       | W | 68-66 | (h) |
| 1/11/03 (OT) | L | 83-80 | (a) |
| 1/20/03      | W | 77-76 | (h) |
| 2/18/04      | L | 76-63 | (a) |
| 11/23/08     | L | 76-63 | (n) |

#### **COPPIN STATE (2-0)**

|         |   |        |     |
|---------|---|--------|-----|
| 2/28/87 | W | 115-76 | (h) |
| 1/20/88 | W | 64-54  | (h) |

#### **CORNELL (1-0)**

|          |   |       |     |
|----------|---|-------|-----|
| 12/27/62 | W | 94-74 | (h) |
|----------|---|-------|-----|

#### **CREIGHTON (3-2)**

|         |   |        |     |
|---------|---|--------|-----|
| 2/10/64 | L | 124-94 | (h) |
| 2/5/66  | W | 91-81  | (h) |
| 2/24/68 | W | 106-93 | (h) |
| 1/23/71 | L | 104-84 | (a) |
| 3/20/06 | W | 53-52  | (a) |

#### **CULVER-STOCKTON (1-0)**

|         |   |       |     |
|---------|---|-------|-----|
| 1951-52 | W | 68-54 | (h) |
|---------|---|-------|-----|

#### **DARTMOUTH (3-1)**

|          |   |        |     |
|----------|---|--------|-----|
| 12/27/50 | W | 61-52  | (h) |
| 12/27/67 | W | 100-81 | (h) |
| 12/20/86 | L | 88-86  | (h) |
| 12/17/90 | W | 72-60  | (h) |

#### **DAVIDSON (3-1)**

|         |   |       |     |
|---------|---|-------|-----|
| 2/27/89 | W | 90-78 | (h) |
| 2/10/90 | W | 72-64 | (a) |
| 2/2/91  | W | 79-67 | (h) |
| 2/1/92  | L | 66-62 | (a) |

#### **DAYTON (1-7)**

|          |   |       |     |
|----------|---|-------|-----|
| 12/5/56  | L | 87-48 | (a) |
| 2/21/67  | L | 80-79 | (h) |
| 2/1/68   | L | 98-60 | (a) |
| 12/11/70 | L | 91-77 | (a) |
| 2/8/86   | L | 79-68 | (a) |
| 2/14/87  | L | 92-78 | (h) |
| 3/8/88   | L | 90-89 | (a) |
| 12/6/90  | W | 87-82 | (h) |

#### **DEPAUL (1-6)**

|          |   |        |     |
|----------|---|--------|-----|
| 2/27/88  | L | 101-82 | (h) |
| 2/11/89  | L | 87-79  | (a) |
| 1/31/90  | L | 76-48  | (a) |
| 2/12/90  | L | 66-49  | (h) |
| 2/23/91  | L | 66-53  | (h) |
| 3/6/91   | L | 75-58  | (a) |
| 12/28/96 | W | 61-45  | (h) |

#### **DETROIT-MERCY (1-0)**

|          |   |       |     |
|----------|---|-------|-----|
| 12/21/99 | W | 68-64 | (n) |
|----------|---|-------|-----|

#### **DUKE (2-11)**

|             |   |         |     |
|-------------|---|---------|-----|
| 12/21/62    | W | 71-69   | (h) |
| 2/19/86     | L | 104-82  | (a) |
| 12/22/86    | L | 74-67   | (h) |
| 1/6/88      | L | 107-69  | (a) |
| 12/10/88    | L | 117-102 | (h) |
| 1/19/05     | L | 92-83   | (h) |
| 3/3/05      | L | 83-59   | (a) |
| 2/19/06     | L | 92-71   | (a) |
| 3/10/06     | L | 80-76   | (n) |
| 1/14/07     | L | 85-63   | (h) |
| 2/2/08      | L | 88-73   | (a) |
| 2/20/08     | W | 96-95   | (h) |
| 2/7/09 (OT) | L | 78-75   | (a) |

#### **DUQUESNE (2-1)**

|          |   |       |     |
|----------|---|-------|-----|
| 12/4/64  | W | 99-95 | (a) |
| 12/6/69  | L | 94-88 | (a) |
| 11/28/88 | W | 84-73 | (n) |

#### **EASTERN AIRLINES (1-0)**

|         |   |       |  |
|---------|---|-------|--|
| 1939-40 | W | 30-25 |  |
|---------|---|-------|--|

#### **EASTERN ILLINOIS (2-1)**

|          |   |       |     |
|----------|---|-------|-----|
| 3/7/49   | L | 89-73 | (n) |
| 12/24/88 | W | 83-68 | (n) |
| 12/18/00 | W | 83-73 | (h) |

#### **EASTERN KENTUCKY (2-1)**

|          |   |       |     |
|----------|---|-------|-----|
| 12/16/67 | W | 93-87 | (h) |
| 11/30/91 | L | 66-61 | (n) |
| 11/24/97 | W | 86-64 | (a) |

#### **EASTERN MICHIGAN (1-0)**

|          |   |       |     |
|----------|---|-------|-----|
| 11/18/01 | W | 93-56 | (n) |
|----------|---|-------|-----|

#### **EGLIN FIELD (0-1)**

|         |   |       |     |
|---------|---|-------|-----|
| 2/24/53 | L | 66-64 | (a) |
|---------|---|-------|-----|

#### **ELON (0-1)**

|        |   |       |     |
|--------|---|-------|-----|
| 2/6/40 | L | 58-30 | (a) |
|--------|---|-------|-----|

#### **EVANSVILLE (1-0)**

|          |   |       |     |
|----------|---|-------|-----|
| 11/17/06 | W | 74-69 | (a) |
|----------|---|-------|-----|

#### **FAIRFIELD (0-1)**

|        |   |       |     |
|--------|---|-------|-----|
| 1/2/86 | L | 56-47 | (h) |
|--------|---|-------|-----|

#### **FAIRLEIGH DICKINSON (1-1)**

|         |   |       |     |
|---------|---|-------|-----|
| 2/10/87 | L | 73-70 | (n) |
| 1/4/88  | W | 81-68 | (h) |

#### **FLORIDA (22-45)**

|          |   |       |     |
|----------|---|-------|-----|
| 2/15/28  | W | 40-39 | (a) |
| 1939-40  | L | 36-23 | (a) |
| 1939-40  | L | 53-26 | (a) |
| 1940-41  | L | 48-35 | (h) |
| 1940-41  | L | 62-50 | (h) |
| 1941-42  | L | 47-31 | (a) |
| 1941-42  | L | 37-34 | (a) |
| 12/20/46 | W | 36-33 | (h) |
| 12/21/46 | W | 39-35 | (h) |
| 1/3/47   | L | 42-28 | (a) |
| 1/4/47   | L | 61-28 | (a) |
| 12/19/47 | W | 67-50 | (h) |
| 12/20/47 | L | 58-55 | (h) |
| 2/20/48  | L | 72-50 | (a) |
| 2/21/48  | W | 52-49 | (a) |
| 1/14/49  | W | 75-65 | (h) |
| 1/15/49  | W | 44-42 | (h) |
| 2/22/49  | L | 90-56 | (a) |
| 2/23/49  | W | 60-50 | (a) |
| 12/10/49 | L | 60-53 | (h) |
| 2/18/50  | L | 66-46 | (a) |
| 2/2/51   | L | 78-71 | (h) |
| 2/13/51  | L | 71-61 | (a) |
| 12/17/51 | L | 69-65 | (a) |
| 2/18/52  | W | 76-68 | (h) |
| 12/16/52 | W | 75-73 | (h) |
| 2/2/53   | L | 78-56 | (a) |
| 12/12/53 | W | 85-75 | (h) |
| 1/15/54  | L | 75-52 | (a) |
| 12/16/54 | L | 70-61 | (h) |
| 1/13/55  | L | 80-68 | (a) |
| 12/19/55 | L | 74-69 | (h) |
| 1/13/56  | L | 87-85 | (a) |
| 12/15/56 | L | 89-65 | (h) |
| 1/10/57  | L | 98-63 | (a) |
| 12/21/57 | L | 73-64 | (h) |
| 1/16/58  | L | 75-70 | (a) |
| 12/17/58 | W | 92-82 | (h) |
| 1/15/59  | L | 85-70 | (a) |
| 12/19/59 | W | 79-77 | (h) |
| 1/14/60  | W | 70-65 | (a) |

|                |   |        |     |
|----------------|---|--------|-----|
| 12/17/60       | W | 93-74  | (h) |
| 1/11/61        | L | 81-73  | (a) |
| 12/16/61       | W | 66-61  | (h) |
| 1/11/62        | L | 74-62  | (a) |
| 11/30/62 (OT)  | W | 91-87  | (h) |
| 1/10/63        | W | 86-77  | (a) |
| 12/7/63        | W | 95-79  | (h) |
| 1/9/64         | L | 114-91 | (a) |
| 12/19/64       | W | 67-58  | (h) |
| 1/21/65        | L | 86-69  | (a) |
| 12/4/65        | L | 77-66  | (h) |
| 1/12/66        | L | 111-66 | (a) |
| 12/3/66        | L | 113-88 | (h) |
| 2/8/67         | L | 73-57  | (a) |
| 12/7/68        | L | 111-62 | (h) |
| 12/17/85       | L | 81-64  | (h) |
| 1/27/86        | L | 75-53  | (a) |
| 2/21/87        | L | 99-60  | (a) |
| 2/15/88        | L | 83-73  | (h) |
| 12/19/88       | L | 101-81 | (a) |
| 2/19/90        | W | 62-59  | (h) |
| 12/30/90       | L | 62-60  | (a) |
| 12/21/02 (20T) | L | 94-93  | (n) |
| 12/04/04       | W | 72-65  | (a) |
| 12/22/05       | L | 77-67  | (h) |
| 3/20/09        | L | 74-60  | (a) |

#### **FLORIDA A&M (7-0)**

|          |   |         |     |
|----------|---|---------|-----|
| 2/10/68  | W | 108-98  | (h) |
| 2/8/69   | W | 94-91   | (h) |
| 2/7/70   | W | 118-111 | (h) |
| 12/4/93  | W | 91-47   | (h) |
| 12/10/94 | W | 67-53   | (h) |
| 12/9/95  | W | 77-53   | (h) |
| 12/18/01 | W | 90-62   | (h) |

#### **FLORIDA ATLANTIC (18-1)**

|              |   |       |     |
|--------------|---|-------|-----|
| 2/14/89      | W | 79-74 | (n) |
| 11/25/91     | W | 83-53 | (h) |
| 12/19/92     | W | 84-61 | (h) |
| 11/26/93     | W | 85-53 | (h) |
| 1/4/94       | W | 79-62 | (a) |
| 11/28/94     | W | 76-59 | (h) |
| 3/2/95       | W | 80-70 | (a) |
| 11/27/95     | W | 76-56 | (a) |
| 12/20/95     | W | 61-51 | (h) |
| 11/24/96     | W | 83-74 | (h) |
| 11/16/97     | W | 69-47 | (h) |
| 11/13/98     | W | 97-73 | (a) |
| 12/27/99     | W | 89-52 | (h) |
| 11/18/00     | W | 76-59 | (a) |
| 11/26/01     | W | 74-48 | (h) |
| 12/3/02 (OT) | L | 74-73 | (a) |
| 12/27/03     | W | 76-51 | (h) |
| 11/29/04     | W | 84-68 | (h) |
| 1/5/09       | W | 85-69 | (h) |

#### **FIU (12-1)**

|          |   |        |     |
|----------|---|--------|-----|
| 2/18/87  | W | 102-81 | (h) |
| 3/12/88  | W | 92-76  | (h) |
| 3/6/89   | W | 89-82  | (h) |
| 3/6/90   | W | 83-55  | (h) |
| 3/4/91   | W | 87-65  | (h) |
| 3/2/92   | W | 68-63  | (h) |
| 12/1/92  | L | 72-64  | (h) |
| 12/3/01  | W | 77-59  | (h) |
| 12/6/03  | W | 89-72  | (h) |
| 12/07/04 | W | 80-67  | (a) |
| 11/11/06 | W | 73-50  | (h) |
| 12/8/07  | W | 67-53  | (a) |
| 12/12/08 | W | 76-50  | (h) |

#### **FLORIDA SOUTHERN (60-8)**

|         |   |       |     |
|---------|---|-------|-----|
| 1/25/28 | L | 40-26 | (a) |
| 2/18/28 | W | 38-18 | (h) |

|               |   |        |     |
|---------------|---|--------|-----|
| 1928-29       | L | 39-15  | (a) |
| 1928-29       | W | 36-29  | (h) |
| 1930-31       | W | 27-24  | (h) |
| 1930-31       | L | 40-21  | (a) |
| 1939-40       | W | 43-42  | (a) |
| 1939-40       | W | 37-30  | (a) |
| 1940-41       | W | 57-43  | (a) |
| 1940-41       | W | 41-33  | (h) |
| 1940-41       | L | 50-38  | (h) |
| 1941-42       | W | 41-21  | (h) |
| 1941-42       | W | 40-25  | (h) |
| 1941-42       | W | 41-34  | (a) |
| 1941-42       | W | 38-32  | (a) |
| 2/11/46       | W | 45-40  | (h) |
| 2/12/46       | W | 53-47  | (h) |
| 2/20/46       | W | 46-43  | (a) |
| 12/13/46      | W | 38-25  | (h) |
| 12/14/46      | L | 41-37  | (h) |
| 2/7/47        | W | 55-43  | (a) |
| 2/8/47        | W | 61-43  | (a) |
| 2/6/48        | L | 59-50  | (a) |
| 2/7/48        | W | 52-43  | (a) |
| 2/27/48       | W | 76-44  | (h) |
| 2/28/48       | W | 59-42  | (h) |
| 2/8/49        | W | 68-47  | (a) |
| 2/9/49        | W | 68-57  | (a) |
| 1/20/50       | W | 69-59  | (h) |
| 1/21/50       | W | 59-49  | (h) |
| 12/9/50       | W | 64-61  | (a) |
| 2/9/51        | W | 79-65  | (h) |
| 1/9/52        | W | 106-43 | (h) |
| 2/7/52        | W | 58-41  | (a) |
| 12/1/52       | W | 83-60  | (h) |
| 2/13/54 (20T) | W | 77-70  | (a) |
| 12/13/54      | W | 58-44  | (h) |
| 2/16/55       | W | 73-71  | (a) |
| 12/3/55       | W | 92-80  | (h) |
| 2/10/56       | W | 91-90  | (a) |
| 12/1/56       | W | 84-69  | (h) |
| 2/8/57        | L | 95-85  | (a) |
| 2/5/58        | W | 84-69  | (a) |
| 2/17/58       | W | 76-58  | (h) |
| 12/8/58       | W | 107-80 | (h) |
| 2/2/59        | W | 79-76  | (a) |
| 2/6/60        | W | 88-71  | (a) |
| 2/18/60       | W | 121-85 | (h) |
| 12/15/60      | W | 87-54  | (h) |
| 2/4/61        | W | 92-80  | (a) |
| 12/14/61      | W | 96-67  | (h) |
| 2/3/62        | W | 82-73  | (a) |
| 12/13/62      | W | 116-93 | (h) |
| 2/2/63        | W | 99-83  | (a) |
| 2/1/64        | W | 85-78  | (a) |
| 2/18/64       | W | 120-79 | (h) |
| 1/13/65       | W | 124-93 | (h) |
| 2/5/65        | W | 94-82  | (a) |
| 1/15/66       | W | 89-66  | (h) |
| 1/28/66       | W | 101-80 | (a) |
| 1/19/67       | W | 102-72 | (h) |
| 1/27/67       | W | 55-49  | (a) |
| 1/27/68       | W | 94-76  | (a) |
| 1/28/69       | W | 87-73  | (a) |
| 1/23/70       | W | 103-92 | (a) |
| 1/29/71 (OT)  | L | 96-95  | (h) |
| 11/9/07       | W | 104-61 | (h) |
| 11/5/08       | W | 96-60  | (h) |

#### **FLORIDA STATE (28-34)**

|          |   |       |     |
|----------|---|-------|-----|
| 12/19/50 | W | 80-61 | (h) |
| 1/1/52   | W | 93-56 | (h) |
| 2/11/52  | W | 76-73 | (a) |
| 2/28/52  | L | 73-70 | (n) |
| 1/9/53   | W | 93-65 | (h) |



ADRIAN THOMAS

|              |   |        |     |
|--------------|---|--------|-----|
| 2/23/53      | L | 81-75  | (a) |
| 1/9/54       | W | 78-61  | (h) |
| 2/5/54       | L | 76-69  | (a) |
| 12/20/54     | L | 71-66  | (a) |
| 2/25/55      | L | 86-80  | (h) |
| 1/7/56       | L | 78-76  | (a) |
| 2/25/56      | W | 91-85  | (h) |
| 1/12/57      | W | 85-77  | (a) |
| 2/23/57      | W | 98-82  | (h) |
| 1/18/58      | L | 71-70  | (a) |
| 2/22/58      | W | 86-66  | (h) |
| 12/19/58     | W | 85-79  | (h) |
| 1/17/59      | L | 93-69  | (a) |
| 2/28/59      | W | 92-85  | (h) |
| 1/16/60      | W | 93-91  | (a) |
| 2/27/60      | W | 107-89 | (h) |
| 1/14/61      | L | 89-78  | (a) |
| 2/25/61      | W | 75-73  | (h) |
| 1/13/62      | L | 65-60  | (a) |
| 2/24/62      | L | 83-80  | (h) |
| 1/12/63 (OT) | L | 77-74  | (a) |
| 2/23/63      | W | 99-70  | (h) |
| 1/11/64      | L | 80-78  | (a) |
| 2/29/64      | W | 82-80  | (h) |
| 1/9/65       | L | 67-66  | (a) |
| 3/1/65       | W | 82-75  | (h) |
| 1/7/66       | L | 78-62  | (a) |
| 2/28/66      | W | 112-90 | (h) |
| 1/7/67       | L | 61-60  | (a) |

|               |   |         |     |
|---------------|---|---------|-----|
| 3/1/67        | W | 110-90  | (h) |
| 1/12/68       | L | 122-93  | (a) |
| 3/1/68        | W | 96-84   | (h) |
| 12/6/68       | L | 111-84  | (h) |
| 1/10/69       | L | 86-81   | (a) |
| 3/1/69        | L | 89-86   | (h) |
| 1/9/70        | L | 104-63  | (a) |
| 2/28/70       | L | 112-96  | (h) |
| 1/8/71        | L | 114-106 | (a) |
| 2/27/71       | W | 100-94  | (h) |
| 1/20/86       | W | 83-75   | (h) |
| 2/3/86        | L | 90-72   | (a) |
| 2/4/87        | W | 63-57   | (h) |
| 2/26/87       | L | 108-84  | (a) |
| 1/18/90 (20T) | W | 101-97  | (h) |
| 2/17/90       | L | 92-73   | (a) |
| 12/8/02       | L | 72-55   | (a) |
| 12/14/03      | L | 67-58   | (h) |
| 1/15/05       | W | 64-63   | (h) |
| 2/22/05       | W | 65-49   | (a) |
| 1/29/06 (OT)  | W | 84-78   | (a) |
| 3/5/06        | L | 64-61   | (h) |
| 1/20/17       | L | 86-67   | (a) |
| 3/3/07 (OT)   | L | 98-90   | (h) |
| 2/6/08        | L | 62-55   | (h) |
| 3/8/08 (OT)   | L | 75-72   | (a) |
| 1/21/09       | W | 75-69   | (h) |
| 2/18/09       | L | 80-67   | (a) |

#### FORDHAM (1-1)

|          |   |       |     |
|----------|---|-------|-----|
| 12/22/70 | L | 85-83 | (h) |
| 12/30/94 | W | 55-43 | (h) |

#### FORT LAUDERDALE NAS (0-1)

|        |   |       |     |
|--------|---|-------|-----|
| 2/4/46 | L | 32-31 | (h) |
|--------|---|-------|-----|

#### FURMAN (0-2)

|        |   |       |     |
|--------|---|-------|-----|
| 1/4/52 | L | 55-53 | (h) |
| 1/3/55 | L | 91-74 | (h) |

#### GEORGE MASON (1-1)

|             |   |        |     |
|-------------|---|--------|-----|
| 1/1/90 (OT) | W | 101-91 | (a) |
| 11/23/90    | L | 97-91  | (h) |

#### GEORGE WASHINGTON (0-2)

|          |   |       |     |
|----------|---|-------|-----|
| 2/11/71  | L | 83-81 | (a) |
| 12/29/91 | L | 78-64 | (n) |

#### GEORGETOWN (12-19)

|              |   |        |     |
|--------------|---|--------|-----|
| 1/24/55      | W | 84-81  | (h) |
| 1/2/88       | L | 82-78  | (h) |
| 1/7/89       | L | 112-79 | (a) |
| 1/25/92      | L | 60-40  | (a) |
| 2/15/92      | L | 75-58  | (h) |
| 3/13/92      | L | 77-64  | (n) |
| 1/2/93       | W | 80-69  | (h) |
| 3/3/93       | L | 82-64  | (a) |
| 3/11/93      | L | 67-40  | (n) |
| 12/7/93      | L | 61-47  | (h) |
| 1/29/94      | L | 77-40  | (a) |
| 1/7/95       | L | 71-64  | (a) |
| 2/4/95       | W | 67-61  | (h) |
| 3/10/95      | L | 69-58  | (n) |
| 1/13/96      | L | 72-67  | (a) |
| 3/7/96       | L | 92-62  | (n) |
| 1/4/97       | W | 69-67  | (a) |
| 1/18/97 (OT) | W | 68-65  | (h) |
| 3/6/97       | L | 63-59  | (n) |
| 12/6/97      | W | 66-56  | (h) |
| 3/4/98       | L | 62-56  | (n) |
| 12/30/98     | W | 64-63  | (a) |
| 2/6/99       | W | 71-58  | (h) |
| 3/4/99       | W | 65-54  | (h) |
| 1/15/00      | L | 65-61  | (a) |
| 2/7/00       | W | 77-55  | (h) |
| 1/2/02       | W | 79-71  | (a) |
| 3/7/02 (OT)  | W | 84-76  | (n) |
| 2/22/03      | L | 74-72  | (h) |
| 1/31/04 (OT) | L | 87-80  | (h) |
| 2/7/04       | L | 80-64  | (a) |

#### GEORGIA (1-3)

|          |   |       |     |
|----------|---|-------|-----|
| 1938-39  | L | 41-19 | (a) |
| 11/3/85  | W | 81-78 | (h) |
| 12/14/90 | L | 78-60 | (h) |
| 12/22/92 | L | 69-67 | (a) |

#### GEORGIA STATE (3-0)

|          |   |       |     |
|----------|---|-------|-----|
| 11/29/85 | W | 82-72 | (h) |
| 12/12/97 | W | 80-64 | (h) |
| 12/18/98 | W | 76-55 | (a) |

#### GEORGIA TECH (5-5)

|          |   |       |     |
|----------|---|-------|-----|
| 1/3/53   | W | 82-60 | (h) |
| 2/27/67  | L | 90-84 | (a) |
| 12/27/97 | L | 89-61 | (h) |
| 1/06/05  | L | 80-69 | (a) |
| 2/26/05  | L | 76-72 | (h) |
| 2/4/06   | W | 70-53 | (a) |
| 12/3/06  | W | 90-82 | (h) |
| 1/12/08  | W | 78-68 | (h) |
| 2/17/08  | W | 64-63 | (a) |
| 3/4/09   | L | 78-68 | (a) |

#### HARTFORD (3-1)

|          |   |       |     |
|----------|---|-------|-----|
| 3/3/86   | W | 66-62 | (h) |
| 2/27/90  | L | 62-58 | (h) |
| 12/13/96 | W | 74-58 | (h) |
| 12/11/99 | W | 97-61 | (h) |

#### HAVANA (5-1)

|         |   |       |     |
|---------|---|-------|-----|
| 2/3/28  | W | 38-14 | (h) |
| 1928-29 | L | 26-22 | (h) |
| 1938-39 | W | 38-34 | (h) |
| 1938-39 | W | 46-40 | (h) |
| 1/7/49  | W | 73-57 | (h) |
| 1/8/49  | W | 66-53 | (h) |

#### HAWAII (2-1)

|         |   |        |     |
|---------|---|--------|-----|
| 12/6/67 | W | 102-83 | (a) |
| 12/7/67 | L | 110-76 | (a) |
| 1/31/69 | W | 84-82  | (h) |

#### HOFSTRA (1-0)

|        |   |       |     |
|--------|---|-------|-----|
| 1/4/86 | W | 70-63 | (h) |
|--------|---|-------|-----|

#### HOLY CROSS (1-0)

|          |   |       |     |
|----------|---|-------|-----|
| 12/29/61 | W | 77-71 | (h) |
|----------|---|-------|-----|

#### HOUSTON (5-9)

|          |   |        |     |
|----------|---|--------|-----|
| 1/25/56  | L | 95-77  | (h) |
| 12/22/56 | W | 67-63  | (h) |
| 12/9/59  | W | 72-63  | (a) |
| 1/23/60  | L | 88-79  | (h) |
| 1/21/61  | W | 89-78  | (h) |
| 2/8/62   | L | 80-69  | (h) |
| 1/24/63  | W | 71-70  | (h) |
| 2/13/64  | L | 93-83  | (a) |
| 2/20/65  | W | 103-91 | (h) |
| 2/17/66  | L | 111-96 | (a) |
| 2/18/67  | L | 105-86 | (h) |
| 2/15/68  | L | 106-64 | (a) |
| 2/14/70  | L | 118-98 | (a) |
| 2/20/71  | L | 99-93  | (h) |

#### HOWARD (1-1)

|          |   |       |     |
|----------|---|-------|-----|
| 12/6/91  | L | 64-55 | (h) |
| 11/29/01 | W | 87-71 | (h) |

#### ILLINOIS (0-1)

|          |   |       |     |
|----------|---|-------|-----|
| 12/28/69 | L | 86-76 | (h) |
|----------|---|-------|-----|

#### ILLINOIS STATE (0-1)

|          |   |       |     |
|----------|---|-------|-----|
| 12/22/99 | L | 87-78 | (n) |
|----------|---|-------|-----|

#### INDIANA (1-0)

|          |   |       |     |
|----------|---|-------|-----|
| 12/15/01 | W | 58-53 | (h) |
|----------|---|-------|-----|

#### IPFW (1-0)

|          |   |       |     |
|----------|---|-------|-----|
| 12/30/03 | W | 75-52 | (h) |
|----------|---|-------|-----|

#### IONA (1-0)

|        |   |       |     |
|--------|---|-------|-----|
| 1/7/60 | W | 69-67 | (a) |
|--------|---|-------|-----|

#### JACKSONVILLE NAVY (1-2)

|         |   |       |     |
|---------|---|-------|-----|
| 1941-42 | W | 44-18 | (h) |
| 1941-42 | L | 46-25 | (a) |
| 1941-42 | L | 44-37 | (a) |

#### JACKSONVILLE (25-6)

|              |   |         |     |
|--------------|---|---------|-----|
| 12/2/57      | W | 89-87   | (h) |
| 1/17/58      | L | 86-72   | (a) |
| 1/16/59      | W | 64-62   | (a) |
| 2/14/59      | W | 95-93   | (h) |
| 12/3/59      | W | 106-98  | (h) |
| 1/13/60 (OT) | W | 78-70   | (a) |
| 1/13/61 (OT) | W | 93-84   | (a) |
| 2/20/61      | W | 96-80   | (h) |
| 12/2/61      | W | 93-80   | (h) |
| 11/29/97     | W | 74-70   | (a) |
| 1/10/62      | W | 90-89   | (a) |
| 1/9/63       | W | 103-91  | (a) |
| 2/5/63       | W | 112-105 | (h) |
| 1/8/64       | W | 97-92   | (a) |
| 2/4/64       | W | 117-92  | (h) |



|          |   |         |     |
|----------|---|---------|-----|
| 1/7/65   | W | 86-82   | (a) |
| 1/16/65  | W | 127-99  | (h) |
| 1/8/66   | L | 71-69   | (a) |
| 2/12/66  | W | 117-104 | (h) |
| 1/6/67   | W | 75-70   | (a) |
| 1/14/67  | W | 106-86  | (h) |
| 1/13/68  | W | 72-67   | (a) |
| 1/18/68  | W | 76-75   | (h) |
| 1/11/69  | W | 94-87   | (a) |
| 2/25/69  | W | 95-86   | (h) |
| 1/10/70  | L | 121-87  | (a) |
| 3/4/70   | L | 108-97  | (h) |
| 1/9/71   | L | 124-82  | (a) |
| 3/2/71   | L | 94-75   | (h) |
| 12/18/96 | W | 74-57   | (h) |
| 11/29/97 | W | 74-70   | (a) |

#### JEWISH PROG. ATLANTA (0-1)

|         |   |       |     |
|---------|---|-------|-----|
| 1938-39 | L | 39-24 | (h) |
|---------|---|-------|-----|

#### JUNIOR C. OF C. (1-1)

|         |   |       |     |
|---------|---|-------|-----|
| 1928-29 | W | 25-24 | (h) |
| 1928-29 | L | 28-23 | (h) |

#### KANSAS (1-3)

|         |   |        |     |
|---------|---|--------|-----|
| 1/17/87 | L | 82-47  | (a) |
| 1/12/89 | W | 87-86  | (h) |
| 1/10/90 | L | 100-73 | (h) |
| 1/16/91 | L | 73-60  | (a) |

#### KENTUCKY (1-3)

|         |   |        |     |
|---------|---|--------|-----|
| 12/3/56 | L | 114-75 | (a) |
| 1/25/98 | L | 74-65  | (a) |
| 1/29/00 | L | 60-57  | (h) |
| 12/6/08 | W | 73-67  | (a) |

#### KENTUCKY WESLEYAN (4-1)

|          |   |        |     |
|----------|---|--------|-----|
| 1/31/56  | L | 86-82  | (h) |
| 1/24/57  | W | 100-95 | (h) |
| 12/16/57 | W | 96-78  | (a) |
| 1/26/59  | W | 69-64  | (h) |
| 2/22/60  | W | 104-95 | (h) |

#### KEY WEST NAVY (1-0)

|         |   |       |     |
|---------|---|-------|-----|
| 1951-52 | W | 85-55 | (h) |
|---------|---|-------|-----|

#### LAFAYETTE (4-1)

|          |   |       |     |
|----------|---|-------|-----|
| 1/11/71  | W | 78-75 | (h) |
| 1/14/91  | L | 73-57 | (h) |
| 3/12/99  | W | 75-54 | (n) |
| 11/24/01 | W | 79-69 | (h) |
| 11/25/06 | W | 98-66 | (h) |

#### LA SALLE (4-9)

|             |   |         |     |
|-------------|---|---------|-----|
| 2/5/51      | L | 95-84   | (h) |
| 2/6/51 (OT) | W | 77-75   | (h) |
| 1/7/61      | L | 88-74   | (a) |
| 1/25/62     | L | 73-61   | (h) |
| 1/4/63      | L | 78-76   | (a) |
| 1/23/64     | W | 121-99  | (h) |
| 12/8/64     | L | 90-86   | (a) |
| 3/5/66      | W | 108-102 | (h) |
| 12/7/66     | L | 99-82   | (a) |
| 1/2/68      | L | 92-84   | (h) |
| 12/11/68    | L | 96-71   | (a) |
| 2/17/70     | W | 103-96  | (h) |
| 12/9/70     | L | 97-77   | (a) |

#### LEHIGH (6-1)

|          |   |       |     |
|----------|---|-------|-----|
| 12/4/70  | W | 74-67 | (h) |
| 12/27/89 | L | 83-59 | (n) |
| 1/9/91   | W | 99-67 | (h) |
| 12/30/96 | W | 68-32 | (h) |
| 12/27/00 | W | 71-52 | (h) |
| 12/30/02 | W | 68-62 | (h) |
| 12/9/06  | W | 79-58 | (h) |

#### LONG ISLAND (1-0)

|          |   |        |     |
|----------|---|--------|-----|
| 12/16/88 | W | 102-66 | (h) |
|----------|---|--------|-----|

#### UL-LAFAYETTE (0-1)

|          |   |       |     |
|----------|---|-------|-----|
| 12/20/99 | L | 66-60 | (n) |
|----------|---|-------|-----|

#### UL-MONROE (1-0)

|          |   |       |     |
|----------|---|-------|-----|
| 11/23/03 | W | 78-60 | (h) |
|----------|---|-------|-----|

#### LSU (3-1)

|          |   |       |     |
|----------|---|-------|-----|
| 12/11/50 | W | 68-62 | (h) |
| 12/11/52 | L | 86-58 | (a) |
| 12/11/57 | W | 73-65 | (a) |
| 12/27/01 | W | 68-61 | (n) |

#### LOUISVILLE (2-7)

|               |   |       |     |
|---------------|---|-------|-----|
| 1/5/51        | L | 73-60 | (h) |
| 12/29/52      | L | 84-74 | (h) |
| 1/31/57       | L | 89-60 | (h) |
| 1/30/61       | W | 71-69 | (h) |
| 12/6/61       | L | 77-59 | (a) |
| 2/9/63        | W | 94-84 | (h) |
| 12/28/65 (OT) | L | 85-84 | (h) |
| 12/31/05      | L | 58-43 | (n) |
| 12/23/06      | L | 82-59 | (a) |

#### LOYOLA (N.O.) (9-7)

|              |   |        |     |
|--------------|---|--------|-----|
| 12/10/52     | L | 71-54  | (a) |
| 12/10/55     | W | 83-82  | (a) |
| 12/10/57     | L | 76-52  | (h) |
| 1/25/58      | W | 89-82  | (h) |
| 2/16/59      | W | 93-84  | (h) |
| 12/12/59     | W | 86-70  | (a) |
| 2/11/61      | W | 65-61  | (h) |
| 2/10/62      | L | 113-70 | (h) |
| 2/15/64 (OT) | W | 97-90  | (a) |
| 2/13/65      | W | 115-86 | (h) |
| 2/19/66      | L | 89-76  | (a) |
| 2/11/67      | W | 68-66  | (h) |
| 2/17/68      | L | 86-84  | (a) |
| 2/15/69      | W | 89-80  | (h) |
| 1/31/70      | L | 98-84  | (a) |
| 2/6/71       | L | 107-88 | (h) |

#### LUBBOCK CHRISTIAN (1-0)

|          |   |       |     |
|----------|---|-------|-----|
| 11/21/03 | W | 86-66 | (h) |
|----------|---|-------|-----|

#### MAINE (1-0)

|          |   |       |     |
|----------|---|-------|-----|
| 11/29/91 | W | 62-57 | (n) |
|----------|---|-------|-----|

#### MANHATTAN (1-0)

|          |   |       |     |
|----------|---|-------|-----|
| 12/28/85 | W | 79-61 | (h) |
|----------|---|-------|-----|

#### MARIST (2-1)

|             |   |       |     |
|-------------|---|-------|-----|
| 2/1/88 (OT) | W | 79-76 | (a) |
| 2/18/88     | L | 73-62 | (h) |
| 11/15/07    | W | 85-61 | (n) |

#### MARQUETTE (2-2)

|              |   |        |     |
|--------------|---|--------|-----|
| 3/5/86       | L | 84-62  | (a) |
| 1/24/87 (OT) | W | 91-89  | (h) |
| 1/16/88      | L | 65-51  | (a) |
| 1/28/89      | W | 106-90 | (h) |

#### MARSHALL (2-1)

|          |   |       |     |
|----------|---|-------|-----|
| 1941-42  | L | 37-33 | (h) |
| 2/23/71  | W | 89-88 | (h) |
| 12/27/91 | W | 70-55 | (n) |

#### MARYLAND (10-6)

|             |   |        |     |
|-------------|---|--------|-----|
| 1/28/49     | L | 43-42  | (h) |
| 1/29/49     | W | 58-48  | (h) |
| 2/1/54      | L | 63-57  | (h) |
| 1/22/62     | L | 71-68  | (h) |
| 12/29/64    | W | 80-73  | (h) |
| 1/30/68     | W | 93-73  | (h) |
| 12/21/68    | W | 92-85  | (n) |
| 12/29/70    | L | 111-77 | (h) |
| 2/5/05 (OT) | W | 75-73  | (h) |
| 1/7/06      | W | 84-70  | (h) |
| 3/1/06      | L | 65-61  | (a) |
| 1/10/07     | W | 63-58  | (a) |

|         |   |       |     |
|---------|---|-------|-----|
| 3/8/07  | W | 67-62 | (n) |
| 2/23/08 | W | 78-63 | (h) |
| 1/14/09 | W | 62-60 | (h) |
| 1/31/09 | L | 73-68 | (a) |

#### MD-BALTIMORE COUNTY (3-0)

|          |   |       |     |
|----------|---|-------|-----|
| 1/11/88  | W | 75-56 | (h) |
| 11/27/89 | W | 91-74 | (h) |
| 12/9/03  | W | 61-52 | (h) |

#### MD-EASTERN SHORE (3-0)

|          |   |        |     |
|----------|---|--------|-----|
| 2/12/86  | W | 77-55  | (h) |
| 1/14/87  | W | 88-66  | (h) |
| 11/25/88 | W | 108-80 | (h) |

#### MASSACHUSETTS (2-0)

|          |   |       |     |
|----------|---|-------|-----|
| 12/12/04 | W | 80-53 | (h) |
| 1/2/06   | W | 72-71 | (a) |

#### MCDILL FIELD (2-0)

|         |   |       |     |
|---------|---|-------|-----|
| 2/19/46 | W | 54-50 | (a) |
| 1/31/48 | W | 67-48 | (a) |

#### MEMPHIS (5-6)

|              |   |       |     |
|--------------|---|-------|-----|
| 1/4/56       | L | 79-71 | (n) |
| 1/18/64      | W | 78-69 | (h) |
| 2/15/66      | L | 86-72 | (a) |
| 2/2/67       | W | 88-63 | (h) |
| 2/13/68      | L | 67-44 | (a) |
| 1/21/91      | L | 80-72 | (a) |
| 2/11/91 (OT) | L | 83-82 | (h) |
| 12/22/97     | W | 65-57 | (a) |
| 12/22/98     | W | 80-64 | (a) |
| 12/4/99      | L | 82-72 | (a) |
| 12/21/00     | W | 66-57 | (h) |

Formerly Memphis State University

#### MERCER (1-1)

|         |   |       |     |
|---------|---|-------|-----|
| 1938-39 | L | 56-37 | (a) |
| 2/3/90  | W | 53-47 | (h) |

#### MIAMI BEACH (1-0)

|         |   |       |     |
|---------|---|-------|-----|
| 1928-29 | W | 66-18 | (h) |
|---------|---|-------|-----|

#### MIAMI BEACH ALL-STARS (1-0)

|         |   |       |     |
|---------|---|-------|-----|
| 12/3/52 | W | 70-45 | (h) |
|---------|---|-------|-----|

#### MIAMI BEACH CANOE CLUB (2-0)

|         |   |       |     |
|---------|---|-------|-----|
| 2/21/28 | W | 52-21 | (h) |
| 2/23/28 | W | 18-9  | (h) |

#### MIAMI (OHIO) (5-4)

|                |   |         |     |
|----------------|---|---------|-----|
| 1/17/47        | L | 60-44   | (a) |
| 1/10/55        | L | 75-73   | (h) |
| 12/30/58 (OT)  | L | 89-87   | (h) |
| 12/21/59       | W | 83-78   | (a) |
| 1/4/61 (20T)   | W | 102-100 | (h) |
| 12/28/61       | W | 83-73   | (h) |
| 2/2/65         | W | 100-85  | (h) |
| 2/22/69        | W | 74-68   | (h) |
| 12/27/90 (20T) | L | 101-99  | (n) |

#### MICHIGAN (0-4)

|          |   |        |     |
|----------|---|--------|-----|
| 11/27/87 | L | 109-76 | (n) |
| 3/13/97  | L | 76-63  | (a) |
| 11/29/05 | L | 74-53  | (a) |
| 3/22/06  | L | 71-65  | (a) |

#### MISSISSIPPI (2-0)

|          |   |       |     |
|----------|---|-------|-----|
| 12/21/49 | W | 82-67 | (h) |
| 12/22/49 | W | 55-43 | (h) |

#### MISSISSIPPI COLLEGE (1-0)

|         |   |       |     |
|---------|---|-------|-----|
| 1/19/56 | W | 89-84 | (h) |
|---------|---|-------|-----|

#### MISSISSIPPI STATE (2-2)

|          |   |       |     |
|----------|---|-------|-----|
| 12/13/57 | L | 66-64 | (n) |
| 12/28/90 | W | 74-67 | (n) |
| 12/11/06 | L | 70-52 | (h) |
| 12/13/07 | W | 64-58 | (a) |

#### MISSOURI (0-1)

|         |   |       |     |
|---------|---|-------|-----|
| 3/14/02 | L | 93-80 | (n) |
|---------|---|-------|-----|

#### MONMOUTH (1-1)

|             |   |       |     |
|-------------|---|-------|-----|
| 2/4/88 (OT) | L | 64-62 | (h) |
| 11/22/99    | W | 67-46 | (h) |

#### MOREHEAD STATE (4-3)

|             |   |        |     |
|-------------|---|--------|-----|
| 1/18/47     | W | 61-56  | (a) |
| 2/20/56     | L | 102-89 | (h) |
| 2/23/59     | W | 102-85 | (h) |
| 2/23/61     | W | 85-70  | (h) |
| 12/4/61     | L | 107-81 | (a) |
| 2/1/69 (OT) | W | 92-91  | (h) |
| 2/1/71      | L | 76-75  | (h) |

#### MORGAN STATE (2-0)

|          |   |       |     |
|----------|---|-------|-----|
| 11/19/05 | W | 83-51 | (h) |
| 11/24/07 | W | 55-51 | (h) |

#### MOUNT ST. MARY'S (1-0)

|         |   |       |     |
|---------|---|-------|-----|
| 12/8/66 | W | 86-83 | (a) |
|---------|---|-------|-----|

#### MUFFETS (2-0)

|          |   |       |     |
|----------|---|-------|-----|
| 12/14/48 | W | 69-51 | (h) |
| 12/6/49  | W | 78-37 | (h) |

#### MURRAY STATE (2-1)

|          |   |       |     |
|----------|---|-------|-----|
| 1/30/53  | L | 69-65 | (h) |
| 12/14/59 | W | 92-80 | (h) |
| 12/8/61  | W | 69-67 | (a) |

#### NAVY (0-1)

|        |   |       |     |
|--------|---|-------|-----|
| 2/7/87 | L | 78-62 | (n) |
|--------|---|-------|-----|

#### NAVY REC. BARRACKS (0-1)

|         |   |       |     |
|---------|---|-------|-----|
| 1/16/46 | L | 46-43 | (h) |
|---------|---|-------|-----|

#### NEBRASKA (1-3)

|          |   |       |     |
|----------|---|-------|-----|
| 11/30/51 | W | 70-60 | (h) |
| 12/18/71 | L | 85-58 | (a) |
| 12/16/00 | L | 72-64 | (h) |
| 12/30/06 | L | 82-67 | (h) |

#### NEVADA (1-1)

|               |   |       |     |
|---------------|---|-------|-----|
| 12/14/63 (OT) | W | 81-78 | (a) |
| 12/11/66      | L | 89-79 | (a) |

#### NEW HAMPSHIRE (1-0)

|          |   |       |     |
|----------|---|-------|-----|
| 11/23/02 | W | 93-58 | (h) |
|----------|---|-------|-----|

#### NEW MEXICO (0-2)

|         |   |        |     |
|---------|---|--------|-----|
| 1/29/87 | L | 87-78  | (a) |
| 2/1/89  | L | 110-93 | (h) |

#### NEW ORLEANS (0-2)

|         |   |       |     |
|---------|---|-------|-----|
| 1/7/86  | L | 64-57 | (a) |
| 2/15/86 | L | 85-75 | (h) |

#### NEW YORK UNIVERSITY (1-1)

|          |   |        |     |
|----------|---|--------|-----|
| 12/29/54 | L | 74-67  | (h) |
| 12/28/67 | W | 102-91 | (h) |

|         |   |       |     |
|---------|---|-------|-----|
| 1/23/08 | L | 98-82 | (h) |
| 1/17/09 | L | 82-65 | (a) |
| 2/15/09 | L | 69-65 | (h) |

#### NORTH CAROLINA A&T (3-0)

|          |   |       |     |
|----------|---|-------|-----|
| 12/22/03 | W | 81-62 | (h) |
| 11/22/05 | W | 87-62 | (h) |
| 12/23/07 | W | 95-64 | (h) |

#### NORTH CAROLINA CENTRAL (1-0)

|        |   |       |     |
|--------|---|-------|-----|
| 1/3/09 | W | 76-42 | (h) |
|--------|---|-------|-----|

#### UNC ASHEVILLE (1-0)

|         |   |       |     |
|---------|---|-------|-----|
| 12/1/93 | W | 82-60 | (h) |
|---------|---|-------|-----|

#### NC STATE (4-5)

|              |   |       |     |
|--------------|---|-------|-----|
| 1939-40      | L | 46-35 | (a) |
| 1/09/05      | W | 67-66 | (h) |
| 12/18/05     | L | 81-69 | (a) |
| 2/8/06 (20T) | L | 86-77 | (h) |
| 2/10/07      | W | 80-65 | (h) |
| 1/19/08 (OT) | L | 79-77 | (a) |
| 3/13/08      | W | 63-50 | (n) |
| 1/27/09 (OT) | L | 84-81 | (a) |
| 3/7/09       | W | 72-64 | (h) |

#### UNC WILMINGTON (0-1)

|          |   |       |     |
|----------|---|-------|-----|
| 12/29/92 | L | 88-73 | (h) |
|----------|---|-------|-----|

#### NORTH FLORIDA (2-0)

|          |   |       |     |
|----------|---|-------|-----|
| 12/20/07 | W | 85-63 | (h) |
| 12/31/08 | W | 94-41 | (h) |

#### NORTHEASTERN (2-0)

|          |   |       |     |
|----------|---|-------|-----|
| 1/31/91  | W | 79-63 | (h) |
| 11/25/00 | W | 92-86 | (h) |

#### NORTHEASTERN ILLINOIS (2-0)

|          |   |       |     |
|----------|---|-------|-----|
| 11/25/94 | W | 66-48 | (h) |
| 11/24/95 | W | 81-58 | (h) |

#### NORTHERN IOWA (1-0)

|          |   |       |     |
|----------|---|-------|-----|
| 11/27/98 | W | 78-69 | (h) |
|----------|---|-------|-----|

#### NORTHWESTERN (0-1)

|          |   |       |     |
|----------|---|-------|-----|
| 11/28/06 | L | 59-61 | (a) |
|----------|---|-------|-----|

#### NOTRE DAME (7-8)

|         |   |        |     |
|---------|---|--------|-----|
| 2/22/86 | L | 126-73 | (h) |
| 3/5/87  | L | 65-49  | (a) |
| 1/27/90 | L | 107-60 | (a) |
| 1/12/91 | L | 60-52  | (h) |
| 1/23/96 | W | 72-64  | (h) |
| 2/28/96 | W | 71-59  | (a) |
| 2/25/97 | L | 69-60  | (h) |
| 2/14/98 | W | 66-57  | (h) |
| 2/22/98 | W | 65-59  | (a) |
| 1/9/99  | L | 71-68  | (h) |
| 1/25/00 | W | 63-49  | (a) |
| 2/26/00 | W | 55-52  | (h) |
| 3/9/00  | W | 61-58  | (n) |
| 2/23/02 | L | 90-77  | (h) |
| 1/28/04 | L | 72-62  | (a) |

#### OHIO STATE (2-2)

|          |   |        |     |
|----------|---|--------|-----|
| 12/21/53 | L | 106-81 | (h) |
| 12/27/98 | W | 72-64  | (h) |
| 3/19/00  | W | 75-62  | (n) |
| 12/2/08  | L | 73-68  | (h) |

#### OHIO UNIVERSITY (1-1)

|          |   |         |     |
|----------|---|---------|-----|
| 12/18/65 | W | 105-100 | (h) |
| 12/30/69 | L | 99-74   | (h) |

#### OKLAHOMA CITY (5-4)

|             |   |         |     |
|-------------|---|---------|-----|
| 2/10/58     | W | 83-66   | (h) |
| 1/29/60     | W | 97-84   | (h) |
| 1/6/62 (OT) | L | 118-113 | (h) |
| 1/30/65     | W | 115-92  | (h) |
| 1/10/67     | W | 111-109 | (h) |
| 2/26/70     | L | 91-90   | (h) |

|               |   |       |     |
|---------------|---|-------|-----|
| 12/19/70 (OT) | L | 94-91 | (n) |
| 1/2/71        | W | 90-87 | (h) |
| 1/22/71       | L | 88-75 | (a) |

#### OKLAHOMA STATE (1-0)

|         |   |       |     |
|---------|---|-------|-----|
| 3/15/06 | W | 62-59 | (h) |
|---------|---|-------|-----|

#### OLD DOMINION (1-0)

|          |   |       |     |
|----------|---|-------|-----|
| 12/26/88 | W | 77-76 | (n) |
|----------|---|-------|-----|

#### ORAL ROBERTS (1-1)

|          |   |         |     |
|----------|---|---------|-----|
| 11/28/88 | W | 108-103 | (h) |
| 2/25/89  | L | 99-92   | (a) |

#### OREGON STATE (0-1)

|         |   |       |     |
|---------|---|-------|-----|
| 12/1/69 | L | 86-81 | (h) |
|---------|---|-------|-----|

#### PENN STATE (0-4)

|          |   |       |     |
|----------|---|-------|-----|
| 11/29/86 | L | 74-61 | (h) |
| 11/27/90 | L | 93-67 | (a) |
| 1/25/91  | L | 69-57 | (h) |
| 3/15/95  | L | 62-56 | (a) |

#### PENNSYLVANIA (5-3)

|          |   |        |     |
|----------|---|--------|-----|
| 1/2/48   | L | 53-46  | (h) |
| 12/29/49 | W | 64-62  | (h) |
| 12/30/49 | W | 53-51  | (h) |
| 12/29/51 | L | 89-64  | (h) |
| 12/28/53 | L | 67-54  | (h) |
| 12/27/66 | W | 82-78  | (h) |
| 12/28/88 | W | 102-69 | (n) |
| 1/2/08   | W | 88-62  | (h) |

#### PENSACOLA NAS (2-0)

|         |   |       |     |
|---------|---|-------|-----|
| 2/14/47 | W | 69-50 | (h) |
| 2/15/47 | W | 64-36 | (h) |

#### PEPPERDINE (0-1)

|               |   |       |     |
|---------------|---|-------|-----|
| 12/13/69 (OT) | L | 93-90 | (a) |
|---------------|---|-------|-----|

#### PI CHI (2-0)

|         |   |       |     |
|---------|---|-------|-----|
| 1939-40 | W | 42-29 | (n) |
| 1940-41 | W | 45-27 | (n) |

#### PITTSBURGH (16-17)

|               |   |        |     |
|---------------|---|--------|-----|
| 12/26/47      | W | 43-40  | (a) |
| 12/21/48      | W | 58-52  | (h) |
| 12/22/48      | L | 80-48  | (h) |
| 1/18/51       | L | 81-56  | (a) |
| 2/9/55        | L | 78-72  | (h) |
| 12/12/58      | L | 69-65  | (a) |
| 12/28/62      | W | 86-85  | (h) |
| 12/5/64       | W | 85-71  | (a) |
| 1/6/68        | W | 100-84 | (h) |
| 12/27/68      | W | 72-70  | (h) |
| 12/5/69       | W | 85-67  | (a) |
| 1/29/92       | L | 82-52  | (a) |
| 2/4/92        | L | 77-55  | (h) |
| 3/12/92       | W | 83-71  | (n) |
| 1/6/93        | L | 85-78  | (a) |
| 1/23/93       | L | 86-84  | (h) |
| 1/12/94       | L | 83-55  | (a) |
| 2/1/94        | L | 80-71  | (h) |
| 2/18/95       | L | 67-61  | (a) |
| 2/25/95 (OT)  | W | 76-68  | (h) |
| 1/20/96       | W | 66-57  | (h) |
| 1/8/97        | L | 76-72  | (a) |
| 2/5/97        | W | 78-63  | (h) |
| 1/3/98        | W | 73-65  | (a) |
| 1/30/99       | L | 60-54  | (a) |
| 2/23/99       | W | 85-52  | (h) |
| 2/1/00        | W | 64-60  | (h) |
| 2/31/00       | W | 74-66  | (a) |
| 1/8/01        | L | 62-51  | (a) |
| 3/7/01        | L | 78-69  | (a) |
| 1/15/02 (OT)  | W | 76-69  | (h) |
| 3/8/02        | L | 76-71  | (n) |
| 1/10/04 (20T) | L | 84-80  | (h) |

#### PONCE DE LEON (0-1)

|         |   |       |     |
|---------|---|-------|-----|
| 1928-29 | L | 12-11 | (h) |
|---------|---|-------|-----|

#### PRINCETON (1-1)

|                |   |       |     |
|----------------|---|-------|-----|
| 12/28/48       | W | 37-35 | (h) |
| 12/29/48 (20T) | L | 62-55 | (h) |

#### PROVIDENCE (15-15)

|              |   |        |     |
|--------------|---|--------|-----|
| 12/8/62      | W | 82-75  | (a) |
| 3/19/63      | L | 106-96 | (n) |
| 1/20/87      | L | 92-88  | (h) |
| 1/27/88      | W | 83-77  | (a) |
| 1/24/89      | L | 106-91 | (h) |
| 2/21/90      | L | 101-67 | (a) |
| 2/12/92      | L | 73-51  | (h) |
| 3/7/92       | L | 62-57  | (a) |
| 1/19/93      | W | 75-66  | (h) |
| 2/16/93      | L | 75-60  | (a) |
| 1/8/94       | L | 81-59  | (a) |
| 2/26/94      | L | 88-60  | (h) |
| 1/18/95      | W | 81-75  | (a) |
| 2/11/95      | W | 69-63  | (h) |
| 2/14/96      | L | 77-54  | (a) |
| 3/2/96       | W | 66-59  | (h) |
| 1/15/97      | W | 71-69  | (h) |
| 2/4/98       | W | 64-54  | (h) |
| 2/18/98      | L | 59-57  | (a) |
| 2/13/99      | W | 69-65  | (a) |
| 2/16/00      | L | 47-45  | (h) |
| 1/16/01      | W | 78-64  | (a) |
| 1/20/01      | L | 80-70  | (h) |
| 1/19/02 (OT) | W | 102-96 | (h) |
| 2/26/02      | W | 81-65  | (a) |
| 1/29/03      | W | 60-57  | (h) |
| 2/18/03      | L | 73-63  | (a) |
| 2/21/04      | L | 70-57  | (a) |
| 11/18/07     | W | 64-58  | (n) |
| 3/18/09      | W | 78-66  | (a) |

#### PURDUE (0-2)

|          |   |        |     |
|----------|---|--------|-----|
| 12/30/87 | L | 110-82 | (n) |
| 3/14/99  | L | 73-63  | (n) |

#### QUINNIPIAC (1-0)

|          |   |       |     |
|----------|---|-------|-----|
| 12/29/99 | W | 80-66 | (h) |
|----------|---|-------|-----|

#### RADFORD (1-0)

|         |   |       |     |
|---------|---|-------|-----|
| 1/10/87 | W | 66-62 | (n) |
|---------|---|-------|-----|

#### REDLAND (1-0)

|         |   |       |     |
|---------|---|-------|-----|
| 1928-29 | W | 42-11 | (h) |
|---------|---|-------|-----|

#### RHODE ISLAND (4-1)

|          |   |        |     |
|----------|---|--------|-----|
| 1/3/62   | W | 80-70  | (h) |
| 12/6/62  | W | 88-80  | (a) |
| 1/4/64   | W | 105-88 | (h) |
| 1/5/70   | W | 105-95 | (h) |
| 11/25/03 | L | 54-53  | (n) |

#### RIDER (1-0)

|          |   |       |     |
|----------|---|-------|-----|
| 12/18/85 | W | 81-58 | (h) |
|----------|---|-------|-----|

#### RIO GRANDE (0-1)

|          |   |       |     |
|----------|---|-------|-----|
| 12/19/53 | L | 89-88 | (h) |
|----------|---|-------|-----|

#### ROBERT MORRIS (2-0)

|          |   |       |     |
|----------|---|-------|-----|
| 11/30/94 | W | 66-51 | (h) |
| 12/14/08 | W | 70-62 | (h) |

#### ROLLINS (36-13)

|         |   |       |     |
|---------|---|-------|-----|
| 1/14/28 | W | 52-15 | (h) |
| 1/23/28 | L | 32-21 | (a) |
| 1928-29 | W | 34-15 | (h) |
| 1928-29 | W | 34-13 | (a) |
| 1930-31 | L | 32-22 | (h) |
| 1930-31 | W | 41-39 | (h) |
| 1930-31 | L | 39-36 | (a) |
| 1930-31 | L | 26-22 | (a) |
| 1938-39 | W | 48-29 | (h) |

|         |   |       |     |
|---------|---|-------|-----|
| 1938-39 | L | 49-45 | (h) |
|---------|---|-------|-----|

|         |   |       |     |
|---------|---|-------|-----|
| 1938-39 | W | 52-39 | (a) |
|---------|---|-------|-----|

|         |   |       |     |
|---------|---|-------|-----|
| 1938-39 | L | 42-28 | (a) |
|---------|---|-------|-----|

|         |   |       |     |
|---------|---|-------|-----|
| 1939-40 | L | 51-50 | (h) |
|---------|---|-------|-----|

|         |   |       |     |
|---------|---|-------|-----|
| 1939-40 | L | 38-25 | (h) |
|---------|---|-------|-----|

|         |   |       |     |
|---------|---|-------|-----|
| 1939-40 | L | 56-49 | (a) |
|---------|---|-------|-----|

|         |   |       |     |
|---------|---|-------|-----|
| 1939-40 | W | 50-49 | (a) |
|---------|---|-------|-----|

|         |   |       |     |
|---------|---|-------|-----|
| 1940-41 | W | 55-29 | (h) |
|---------|---|-------|-----|

|         |   |       |     |
|---------|---|-------|-----|
| 1940-41 | W | 57-41 | (h) |
|---------|---|-------|-----|

|         |   |       |     |
|---------|---|-------|-----|
| 1940-41 | W | 44-35 | (a) |
|---------|---|-------|-----|

|         |   |       |     |
|---------|---|-------|-----|
| 2/11/50 | W | 70-54 | (a) |
|---------|---|-------|-----|

|         |   |       |     |
|---------|---|-------|-----|
| 12/7/50 | L | 59-58 | (a) |
|---------|---|-------|-----|

|         |   |       |     |
|---------|---|-------|-----|
| 1/10/51 | W | 79-54 | (h) |
|---------|---|-------|-----|

|          |   |       |     |
|----------|---|-------|-----|
| 12/15/51 | L | 78-63 | (a) |
|----------|---|-------|-----|

|         |   |       |     |
|---------|---|-------|-----|
| 2/15/52 | W | 98-61 | (h) |
|---------|---|-------|-----|

|        |   |       |     |
|--------|---|-------|-----|
| 2/5/53 | W | 68-60 | (a) |
|--------|---|-------|-----|

|         |   |       |     |
|---------|---|-------|-----|
| 2/12/53 | W | 95-69 | (h) |
|---------|---|-------|-----|

|        |   |       |     |
|--------|---|-------|-----|
| 2/4/54 | L | 85-71 | (a) |
|--------|---|-------|-----|

|        |   |       |     |
|--------|---|-------|-----|
| 1/8/55 | W | 93-76 | (h) |
|--------|---|-------|-----|

|         |   |       |     |
|---------|---|-------|-----|
| 2/12/55 | W | 77-69 | (a) |
|---------|---|-------|-----|

|         |   |       |     |
|---------|---|-------|-----|
| 1/21/56 | W | 86-72 | (h) |
|---------|---|-------|-----|

|        |   |       |     |
|--------|---|-------|-----|
| 2/9/56 | W | 89-82 | (a) |
|--------|---|-------|-----|

|         |   |       |     |
|---------|---|-------|-----|
| 1/19/57 | W | 63-51 | (h) |
|---------|---|-------|-----|

|        |   |       |     |
|--------|---|-------|-----|
| 2/7/57 | W | 93-86 | (a) |
|--------|---|-------|-----|

|         |   |       |     |
|---------|---|-------|-----|
| 1/13/58 | W | 90-71 | (h) |
|---------|---|-------|-----|

|         |   |       |     |
|---------|---|-------|-----|
| 1/30/58 | L | 72-68 | (a) |
|---------|---|-------|-----|

|         |   |        |     |
|---------|---|--------|-----|
| 12/3/58 | W | 104-87 | (h) |
|---------|---|--------|-----|

|        |   |       |     |
|--------|---|-------|-----|
| 2/6/59 | W | 84-81 | (a) |
|--------|---|-------|-----|

|         |   |        |     |
|---------|---|--------|-----|
| 12/1/59 | W | 110-86 | (h) |
|---------|---|--------|-----|

|        |   |       |     |
|--------|---|-------|-----|
| 2/2/60 | W | 90-79 | (a) |
|--------|---|-------|-----|

|         |   |       |     |
|---------|---|-------|-----|
| 12/1/60 | W | 80-62 | (a) |
|---------|---|-------|-----|

|        |   |        |     |
|--------|---|--------|-----|
| 2/1/61 | W | 103-75 | (h) |
|--------|---|--------|-----|

|               |   |       |     |
|---------------|---|-------|-----|
| 1/11/95       | W | 82-79 | (a) |
| 2/13/95       | W | 71-69 | (h) |
| 2/20/96 (20T) | W | 96-91 | (h) |
| 12/3/96       | L | 61-57 | (h) |
| 2/22/97       | L | 77-73 | (a) |
| 3/5/97 (OT)   | W | 76-68 | (n) |
| 1/13/98       | L | 73-64 | (a) |
| 1/6/99        | W | 84-79 | (h) |
| 2/3/99        | W | 73-70 | (a) |
| 3/5/99        | L | 62-59 | (h) |
| 3/5/00        | W | 74-70 | (h) |
| 3/10/00       | L | 58-57 | (n) |
| 1/22/01 (OT)  | L | 67-63 | (a) |
| 2/10/01 (20T) | L | 85-79 | (h) |
| 1/8/02        | L | 71-60 | (a) |
| 2/13/02       | W | 79-56 | (h) |
| 2/2/03        | L | 77-74 | (a) |
| 3/8/03        | L | 76-73 | (h) |
| 1/14/04       | W | 70-64 | (a) |
| 12/2/07       | W | 66-47 | (h) |
| 12/27/08      | W | 70-56 | (a) |

#### ST. JOSEPH'S (PA) (1-3)

|         |   |       |     |
|---------|---|-------|-----|
| 1/20/51 | L | 58-47 | (a) |
| 3/12/64 | L | 86-76 | (n) |
| 1/3/91  | L | 92-79 | (a) |
| 2/6/91  | W | 87-64 | (h) |

#### ST. LOUIS (0-2)

|          |   |       |     |
|----------|---|-------|-----|
| 3/16/61  | L | 58-56 | (n) |
| 12/23/88 | L | 86-71 | (n) |

#### ST. MARY'S (CA) (5-0)

|          |   |        |     |
|----------|---|--------|-----|
| 12/12/63 | W | 101-86 | (a) |
| 12/15/64 | W | 89-77  | (h) |
| 12/4/67  | W | 77-70  | (h) |
| 12/19/69 | W | 91-84  | (h) |
| 3/21/08  | W | 78-64  | (n) |

#### ST. PETER'S (1-0)

|         |   |       |     |
|---------|---|-------|-----|
| 1/19/63 | W | 91-75 | (h) |
|---------|---|-------|-----|

#### ST. THOMAS (2-0)

|          |   |       |     |
|----------|---|-------|-----|
| 12/3/69  | W | 62-60 | (h) |
| 12/17/87 | W | 71-47 | (h) |

Formerly Biscayne College

#### SAM HOUSTON STATE (1-0)

|          |   |       |     |
|----------|---|-------|-----|
| 12/17/93 | W | 73-58 | (h) |
|----------|---|-------|-----|

#### SAN DIEGO (1-0)

|          |   |       |     |
|----------|---|-------|-----|
| 11/24/08 | W | 80-45 | (n) |
|----------|---|-------|-----|

#### SAN DIEGO STATE (1-1)

|              |   |       |     |
|--------------|---|-------|-----|
| 1/31/87 (OT) | W | 83-82 | (a) |
| 2/6/88       | L | 56-49 | (h) |

#### SAN FRANCISCO (2-1)

|          |   |        |     |
|----------|---|--------|-----|
| 12/8/60  | W | 68-56  | (a) |
| 12/17/63 | W | 95-83  | (h) |
| 12/9/65  | L | 105-89 | (a) |

#### SANTA CLARA (0-3)

|          |   |       |     |
|----------|---|-------|-----|
| 12/6/60  | L | 66-65 | (a) |
| 12/10/63 | L | 86-77 | (a) |
| 12/7/65  | L | 78-74 | (a) |

#### SAVANNAH STATE (3-0)

|          |   |        |     |
|----------|---|--------|-----|
| 3/2/89   | W | 107-98 | (h) |
| 11/30/02 | W | 91-57  | (h) |
| 1/3/04   | W | 105-65 | (h) |

#### SEBRING A.C. (1-0)

|         |   |       |     |
|---------|---|-------|-----|
| 2/16/28 | W | 36-23 | (a) |
|---------|---|-------|-----|

#### SEBRING FIREMEN (1-0)

|         |   |       |     |
|---------|---|-------|-----|
| 1930-31 | W | 38-35 | (a) |
|---------|---|-------|-----|

#### SETON HALL (8-15)

|          |   |       |     |
|----------|---|-------|-----|
| 12/29/56 | L | 92-80 | (h) |
| 12/29/69 | L | 93-90 | (h) |

|             |   |       |     |
|-------------|---|-------|-----|
| 1/4/71      | W | 89-81 | (h) |
| 1/7/92      | L | 64-52 | (a) |
| 3/4/92 (OT) | L | 90-82 | (h) |
| 12/7/92     | L | 65-56 | (a) |
| 2/23/93     | L | 85-73 | (h) |
| 1/26/94     | L | 77-48 | (h) |
| 2/19/94     | L | 85-63 | (a) |
| 3/10/94     | L | 69-51 | (n) |
| 1/2/95      | L | 72-54 | (a) |
| 2/22/95     | W | 61-57 | (h) |
| 12/2/95     | W | 80-70 | (h) |
| 1/10/96     | L | 66-63 | (a) |
| 2/10/97     | W | 61-51 | (a) |
| 12/31/97    | W | 78-65 | (a) |
| 2/24/98     | L | 76-71 | (h) |
| 1/27/99     | W | 77-71 | (h) |
| 1/11/00     | W | 71-64 | (a) |
| 2/1/01      | W | 72-66 | (h) |
| 1/18/03     | L | 76-53 | (a) |
| 3/12/03     | L | 67-52 | (n) |
| 2/24/04     | L | 76-66 | (h) |

#### 7TH NAVAL DISTRICT (0-1)

|         |   |       |     |
|---------|---|-------|-----|
| 1/17/46 | L | 53-19 | (h) |
|---------|---|-------|-----|

#### SHENANDOAH PRESB. (1-0)

|         |   |       |  |
|---------|---|-------|--|
| 1940-41 | W | 50-36 |  |
|---------|---|-------|--|

#### SOUTH CAROLINA (5-3)

|             |   |         |     |
|-------------|---|---------|-----|
| 12/17/48    | W | 59-40   | (h) |
| 12/18/48    | W | 65-64   | (h) |
| 12/14/49    | W | 64-54   | (h) |
| 12/15/49    | W | 57-56   | (h) |
| 2/5/55      | L | 83-77   | (h) |
| 1/2/60 (OT) | W | 107-106 | (h) |
| 12/5/87     | L | 76-63   | (h) |
| 3/15/05     | L | 69-67   | (a) |

#### SOUTH CAROLINA STATE (0-1)

|          |   |       |  |
|----------|---|-------|--|
| 11/23/04 | L | 60-50 |  |
|----------|---|-------|--|

#### SOUTH FLORIDA (6-2)

|              |   |         |     |
|--------------|---|---------|-----|
| 1/23/88      | W | 80-75   | (h) |
| 3/1/88       | W | 92-71   | (a) |
| 2/6/89 (20T) | W | 106-104 | (h) |
| 2/18/89      | W | 85-78   | (a) |
| 1/6/90       | L | 93-77   | (a) |
| 2/24/90      | W | 81-73   | (h) |
| 12/5/90      | L | 79-71   | (a) |
| 2/25/91      | W | 67-58   | (h) |

#### SOUTHERN CALIFORNIA (0-2)

|          |   |       |     |
|----------|---|-------|-----|
| 12/1/90  | L | 92-71 | (a) |
| 12/27/92 | L | 86-66 | (n) |

#### SOUTHERN ILLINOIS (1-0)

|          |   |       |     |
|----------|---|-------|-----|
| 11/14/97 | W | 73-61 | (a) |
|----------|---|-------|-----|

#### SOUTHERN METHODIST (0-2)

|                |   |       |     |
|----------------|---|-------|-----|
| 12/19/90 (20T) | L | 93-88 | (a) |
| 12/20/91       | L | 69-60 | (h) |

#### SOUTHERN MISS (2-1)

|          |   |       |     |
|----------|---|-------|-----|
| 12/1/55  | L | 63-61 | (a) |
| 2/16/57  | W | 85-78 | (h) |
| 11/21/08 | W | 70-60 | (n) |

Formerly Mississippi Southern

#### SOUTHWEST TEXAS STATE (0-1)

|         |   |       |     |
|---------|---|-------|-----|
| 12/4/92 | L | 60-57 | (h) |
|---------|---|-------|-----|

#### SPRING HILL COLLEGE (0-2)

|          |   |       |     |
|----------|---|-------|-----|
| 12/14/55 | L | 79-71 | (a) |
| 2/2/57   | L | 84-75 | (h) |

#### STANFORD (1-1)

|          |   |       |     |
|----------|---|-------|-----|
| 12/30/86 | W | 71-58 | (n) |
| 1/16/89  | L | 93-59 | (a) |

#### STETSON (46-33)

|         |   |       |     |
|---------|---|-------|-----|
| 1/20/28 | W | 33-25 | (h) |
|---------|---|-------|-----|

#### JULIAN GAMBLE



|         |   |        |     |
|---------|---|--------|-----|
| 1/24/28 | L | 32-26  | (a) |
| 1928-29 | W | 35-13  | (h) |
| 1928-29 | L | 20-13  | (a) |
| 1930-31 | L | 36-16  | (h) |
| 1930-31 | L | 37-15  | (a) |
| 1939-40 | L | 33-29  | (h) |
| 1939-40 | L | 39-27  | (h) |
| 1939-40 | L | 48-42  | (a) |
| 1939-40 | L | 46-37  | (a) |
| 1940-41 | L | 46-29  | (h) |
| 1940-41 | L | 51-41  | (h) |
| 1940-41 | L | 45-40  | (a) |
| 1940-41 | W | 40-35  | (a) |
| 1941-42 | L | 47-42  | (a) |
| 1941-42 | L | 42-34  | (a) |
| 1941-42 | L | 44-37  | (h) |
| 1941-42 | W | 46-36  | (h) |
| 1/24/47 | L | 53-46  | (h) |
| 1/25/47 | W | 74-50  | (h) |
| 2/21/47 | W | 54-41  | (a) |
| 2/22/47 | W | 44-38  | (a) |
| 1/16/48 | L | 49-46  | (a) |
| 1/17/48 | W | 59-39  | (a) |
| 2/14/48 | L | 41-36  | (h) |
| 2/5/49  | W | 53-42  | (h) |
| 2/11/49 | W | 81-46  | (a) |
| 2/12/49 | W | 70-58  | (a) |
| 1/7/50  | W | 65-58  | (h) |
| 2/8/50  | W | 88-61  | (a) |
| 2/9/50  | W | 82-63  | (a) |
| 1/24/51 | W | 82-55  | (h) |
| 2/14/51 | W | 78-66  | (a) |
| 1/14/52 | W | 88-57  | (h) |
| 2/9/52  | W | 80-74  | (a) |
| 1/12/53 | W | 71-70  | (h) |
| 2/4/53  | L | 80-77  | (a) |
| 1/18/54 | L | 85-63  | (h) |
| 2/11/54 | L | 108-56 | (a) |
| 2/14/55 | L | 89-85  | (a) |
| 2/22/55 | W | 79-77  | (h) |
| 1/16/56 | W | 85-79  | (h) |
| 2/8/56  | L | 91-84  | (a) |
| 1/7/57  | W | 89-81  | (h) |
| 2/6/57  | L | 95-93  | (a) |
| 1/8/58  | W | 103-80 | (h) |
| 2/15/58 | W | 92-85  | (a) |
| 2/5/59  | L | 110-97 | (a) |
| 2/19/59 | W | 99-81  | (h) |
| 2/5/60  | W | 94-86  | (a) |

|          |   |        |     |
|----------|---|--------|-----|
| 2/11/60  | L | 73-72  | (h) |
| 2/3/61   | L | 76-68  | (a) |
| 2/15/61  | W | 91-84  | (h) |
| 2/2/62   | W | 79-70  | (a) |
| 2/13/62  | W | 86-78  | (h) |
| 2/1/63   | L | 66-64  | (a) |
| 2/26/63  | W | 75-60  | (h) |
| 1/31/64  | W | 81-75  | (a) |
| 2/22/64  | W | 87-70  | (h) |
| 2/4/65   | W | 86-84  | (a) |
| 2/16/65  | W | 95-84  | (h) |
| 1/27/66  | W | 89-78  | (a) |
| 2/24/66  | W | 86-77  | (h) |
| 1/26/67  | L | 56-53  | (a) |
| 2/14/67  | W | 95-84  | (h) |
| 1/26/68  | W | 72-67  | (a) |
| 2/20/68  | W | 88-71  | (h) |
| 1/29/69  | W | 98-90  | (a) |
| 2/4/69   | L | 87-83  | (h) |
| 1/24/70  | L | 116-88 | (a) |
| 2/21/70  | L | 95-86  | (h) |
| 1/30/71  | L | 90-74  | (a) |
| 2/8/71   | L | 91-76  | (h) |
| 12/2/03  | W | 91-70  | (h) |
| 12/18/04 | W | 81-50  | (h) |
| 12/27/05 | W | 65-56  | (h) |
| 12/16/06 | W | 89-64  | (h) |
| 12/17/07 | W | 89-53  | (h) |
| 11/29/08 | W | 79-65  | (h) |

#### SYRACUSE (5-14)

|               |   |       |     |
|---------------|---|-------|-----|
| 12/28/63 (OT) | L | 86-85 | (h) |
| 1/11/92       | L | 73-57 | (a) |
| 2/29/92       | L | 68-63 | (h) |
| 1/9/93        | L | 89-81 | (a) |
| 2/6/93        | W | 81-74 | (h) |
| 12/22/93      | L | 81-52 | (a) |
| 3/1/94        | L | 71-69 | (h) |
| 12/6/94       | L | 83-65 | (h) |
| 1/28/95       | L | 76-51 | (a) |
| 1/3/96        | W | 75-66 | (h) |
| 2/1/96        | L | 72-51 | (a) |
| 12/7/96       | W | 67-63 | (h) |
| 1/18/98       | L | 85-67 | (a) |
| 2/10/98       | L | 72-63 | (h) |
| 2/8/99        | W | 76-63 | (a) |
| 1/8/00        | L | 67-55 | (h) |
| 2/13/01       | W | 68-57 | (a) |
| 1/26/03       | L | 54-49 | (h) |
| 2/14/04       | L | 91-74 | (h) |

# TAMPA (44-10)

|              |   |         |     |
|--------------|---|---------|-----|
| 1939-40      | W | 39-31   | (a) |
| 1941-42      | W | 38-34   | (h) |
| 1941-42      | W | 52-38   | (h) |
| 2/18/46      | W | 44-23   | (a) |
| 1/10/47      | W | 53-27   | (h) |
| 1/11/47      | W | 52-34   | (h) |
| 1/31/47      | W | 53-25   | (a) |
| 2/1/47       | W | 82-36   | (a) |
| 12/12/47     | L | 47-35   | (h) |
| 12/13/47     | W | 58-46   | (h) |
| 2/3/48       | W | 60-55   | (a) |
| 2/4/48       | W | 86-67   | (a) |
| 2/19/49      | W | 74-57   | (h) |
| 2/25/49      | L | 81-58   | (a) |
| 1/6/50       | W | 76-61   | (h) |
| 2/6/50       | L | 67-55   | (a) |
| 1/12/51 (OT) | L | 77-75   | (h) |
| 2/24/51      | L | 94-74   | (a) |
| 1/18/52      | W | 87-61   | (h) |
| 2/23/52      | W | 87-78   | (a) |
| 1/16/53      | L | 72-65   | (h) |
| 2/21/53      | L | 86-84   | (a) |
| 2/12/54      | W | 69-65   | (a) |
| 2/22/54      | W | 67-59   | (h) |
| 1/17/55      | W | 103-76  | (h) |
| 2/17/55      | W | 105-89  | (a) |
| 12/6/55      | W | 96-59   | (h) |
| 2/11/56      | W | 94-74   | (a) |
| 12/11/56     | W | 97-84   | (h) |
| 2/9/57       | W | 78-77   | (a) |
| 12/5/57      | W | 69-67   | (h) |
| 1/31/58      | W | 90-84   | (a) |
| 12/5/58      | W | 113-71  | (h) |
| 2/3/59       | W | 86-84   | (a) |
| 12/5/59      | W | 98-65   | (h) |
| 2/3/60       | W | 74-73   | (a) |
| 12/3/60      | W | 93-64   | (h) |
| 2/18/61      | W | 108-99  | (a) |
| 1/30/62      | L | 113-95  | (a) |
| 2/17/62      | W | 96-81   | (h) |
| 1/29/63      | W | 78-76   | (a) |
| 2/18/63      | W | 112-91  | (h) |
| 12/3/63      | W | 101-95  | (h) |
| 1/29/64      | W | 134-104 | (a) |
| 12/1/64      | W | 136-119 | (a) |
| 2/9/65       | W | 141-110 | (h) |
| 12/1/65      | W | 120-91  | (h) |
| 1/29/66      | W | 83-71   | (a) |
| 12/1/66      | W | 72-63   | (a) |
| 1/16/67      | W | 97-86   | (h) |
| 12/12/67     | W | 104-103 | (h) |
| 1/10/68      | L | 78-76   | (a) |
| 1/6/69       | L | 62-61   | (a) |
| 2/18/69      | W | 95-79   | (h) |

# TEACHERS COLL. OF CONN. (1-0)

|          |   |       |     |
|----------|---|-------|-----|
| 12/15/50 | W | 60-48 | (h) |
|----------|---|-------|-----|

# TEMPLE (1-2)

|          |   |       |     |
|----------|---|-------|-----|
| 12/29/61 | L | 85-67 | (h) |
| 12/20/03 | W | 72-66 | (n) |
| 12/27/05 | L | 73-56 | (a) |

# TENNESSEE (1-3)

|          |   |       |     |
|----------|---|-------|-----|
| 12/17/54 | L | 89-80 | (n) |
| 12/1/91  | W | 72-60 | (n) |
| 12/27/95 | L | 56-54 | (h) |
| 12/22/96 | L | 78-65 | (a) |

# TENNESSEE-MARTIN (1-0)

|          |   |       |     |
|----------|---|-------|-----|
| 12/29/00 | W | 70-54 | (h) |
|----------|---|-------|-----|

# TENNESSEE TECH (4-0)

|          |   |         |     |
|----------|---|---------|-----|
| 3/7/47   | W | 55-51   | (n) |
| 2/8/89   | W | 111-101 | (h) |
| 11/26/02 | W | 78-72   | (h) |
| 12/23/04 | W | 69-57   | (h) |

# TEXAS (1-2)

|          |   |         |     |
|----------|---|---------|-----|
| 12/19/87 | W | 85-56   | (h) |
| 2/22/89  | L | 123-104 | (a) |
| 3/23/08  | L | 75-72   | (n) |

# TEXAS A&M (3-0)

|          |   |       |     |
|----------|---|-------|-----|
| 12/19/56 | W | 86-80 | (h) |
| 12/9/01  | W | 64-55 | (a) |
| 11/26/02 | W | 79-72 | (h) |

# TEXAS-ARLINGTON (1-0)

|          |   |       |     |
|----------|---|-------|-----|
| 11/13/05 | W | 76-65 | (n) |
|----------|---|-------|-----|

# TEXAS CHRISTIAN (0-1)

|          |   |       |     |
|----------|---|-------|-----|
| 12/14/57 | L | 82-59 | (n) |
|----------|---|-------|-----|

# TEXAS TECH (1-0)

|          |   |       |     |
|----------|---|-------|-----|
| 12/22/52 | W | 79-64 | (h) |
|----------|---|-------|-----|

# TOLEDO (1-0)

|         |   |       |     |
|---------|---|-------|-----|
| 12/6/56 | W | 68-67 | (a) |
|---------|---|-------|-----|

# TORONTO (1-0)

|        |   |       |     |
|--------|---|-------|-----|
| 1/8/59 | W | 97-75 | (h) |
|--------|---|-------|-----|

# TOWSON STATE (1-0)

|         |   |       |     |
|---------|---|-------|-----|
| 1/11/86 | W | 71-66 | (h) |
|---------|---|-------|-----|

# TULANE (4-4)

|          |   |        |     |
|----------|---|--------|-----|
| 1/22/47  | L | 60-39  | (h) |
| 12/29/55 | W | 86-75  | (h) |
| 12/29/58 | W | 94-72  | (h) |
| 2/3/68   | L | 99-88  | (a) |
| 1/16/69  | L | 90-79  | (h) |
| 1/29/70  | L | 105-90 | (a) |
| 1/16/71  | W | 74-71  | (h) |
| 3/3/90   | W | 93-60  | (h) |

# TULSA (1-1)

|         |   |       |     |
|---------|---|-------|-----|
| 2/22/62 | W | 83-66 | (h) |
| 3/24/00 | L | 80-71 | (n) |

# TURNER'S SPORTS SHOP (2-2)

|         |   |       |     |
|---------|---|-------|-----|
| 1928-29 | W | 43-23 | (h) |
| 1928-29 | W | 36-17 | (h) |
| 1928-29 | L | 36-27 | (h) |
| 1930-31 | L | 33-24 | (h) |

# UCLA (0-4)

|          |   |        |     |
|----------|---|--------|-----|
| 12/12/69 | L | 127-69 | (a) |
| 12/21/85 | L | 109-64 | (a) |
| 12/1/88  | L | 91-66  | (h) |
| 3/13/98  | L | 65-62  | (n) |

# UNLV (0-2)

|          |   |       |     |
|----------|---|-------|-----|
| 12/28/94 | L | 56-55 | (h) |
| 11/29/96 | L | 55-43 | (a) |

# UTAH (1-0)

|        |   |       |     |
|--------|---|-------|-----|
| 1/3/66 | W | 88-87 | (h) |
|--------|---|-------|-----|

# VALPARAISO (0-1)

|          |   |       |     |
|----------|---|-------|-----|
| 12/28/56 | L | 81-76 | (h) |
|----------|---|-------|-----|

# VILLANOVA (10-13)

|         |   |       |     |
|---------|---|-------|-----|
| 2/18/92 | L | 74-50 | (a) |
| 2/25/92 | L | 61-50 | (h) |
| 1/30/93 | L | 82-69 | (a) |
| 3/6/93  | W | 77-76 | (h) |
| 2/12/94 | L | 77-58 | (h) |
| 3/5/94  | L | 83-63 | (a) |
| 1/25/95 | L | 92-62 | (h) |
| 2/7/95  | L | 73-63 | (a) |
| 12/5/95 | L | 70-68 | (h) |
| 1/27/96 | L | 90-62 | (a) |
| 1/11/97 | W | 61-59 | (a) |
| 1/22/98 | W | 78-63 | (h) |
| 1/31/98 | L | 78-75 | (a) |

|             |   |        |     |
|-------------|---|--------|-----|
| 2/16/99     | W | 103-82 | (h) |
| 1/11/00     | W | 67-66  | (a) |
| 2/17/01     | W | 80-62  | (a) |
| 3/3/01      | W | 65-53  | (h) |
| 1/24/02     | W | 76-58  | (h) |
| 2/5/02      | W | 65-56  | (a) |
| 2/8/03 (OT) | L | 72-67  | (h) |
| 2/25/03     | L | 75-56  | (a) |
| 1/25/04     | L | 76-69  | (h) |
| 3/2/04      | W | 59-56  | (a) |

# VIRGINIA (6-3)

|          |   |       |     |
|----------|---|-------|-----|
| 2/10/66  | W | 80-75 | (h) |
| 12/10/66 | W | 80-78 | (a) |
| 1/12/05  | W | 91-80 | (a) |
| 3/10/05  | L | 66-65 | (n) |
| 1/24/06  | L | 71-51 | (a) |
| 2/3/07   | L | 81-70 | (a) |
| 2/21/07  | W | 68-60 | (h) |
| 3/1/08   | W | 95-93 | (h) |
| 2/26/09  | W | 62-55 | (a) |

# VCU (3-1)

|          |   |       |     |
|----------|---|-------|-----|
| 2/22/88  | W | 96-93 | (a) |
| 1/9/89   | L | 87-77 | (h) |
| 2/9/91   | W | 73-58 | (h) |
| 11/16/07 | W | 69-63 | (n) |

# VIRGINIA TECH (8-8)

|              |   |       |     |
|--------------|---|-------|-----|
| 1/10/01      | L | 85-74 | (a) |
| 2/6/01       | W | 86-61 | (h) |
| 1/12/02      | W | 77-68 | (a) |
| 3/2/02       | W | 83-77 | (h) |
| 2/11/03      | W | 85-65 | (h) |
| 3/5/03       | W | 79-71 | (a) |
| 1/17/04      | W | 65-59 | (a) |
| 2/02/05      | L | 73-63 | (h) |
| 2/19/05      | L | 71-58 | (a) |
| 2/22/06      | W | 70-59 | (h) |
| 1/23/07      | L | 92-85 | (h) |
| 2/24/07      | L | 73-57 | (a) |
| 2/9/08       | W | 74-71 | (a) |
| 3/14/08      | L | 63-49 | (n) |
| 1/25/09 (OT) | L | 88-83 | (h) |
| 3/12/09      | L | 65-47 | (n) |

# VOLKS A.C. (0-1)

|         |   |       |     |
|---------|---|-------|-----|
| 2/10/28 | L | 42-26 | (h) |
|---------|---|-------|-----|

# WAGNER (0-1)

|          |   |       |     |
|----------|---|-------|-----|
| 12/29/93 | L | 57-55 | (h) |
|----------|---|-------|-----|

# WAKE FOREST (2-7)

|         |   |       |     |
|---------|---|-------|-----|
| 2/5/40  | L | 46-17 | (a) |
| 1/28/91 | L | 72-66 | (a) |
| 1/29/05 | L | 94-82 | (a) |
| 2/15/05 | L | 68-63 | (h) |
| 1/31/06 | W | 78-69 | (h) |
| 1/6/07  | L | 59-58 | (h) |
| 2/17/07 | L | 74-69 | (a) |
| 1/29/08 | L | 70-68 | (a) |
| 2/4/09  | W | 79-52 | (h) |

# WASHINGTON (0-3)

|         |   |       |     |
|---------|---|-------|-----|
| 12/1/67 | L | 96-54 | (a) |
| 12/2/67 | L | 81-80 | (a) |
| 1/15/90 | L | 83-67 | (a) |

# WASHINGTON & LEE (1-0)

|          |   |       |     |
|----------|---|-------|-----|
| 12/18/54 | W | 80-75 | (n) |
|----------|---|-------|-----|

# WEST VIRGINIA (6-7)

|          |   |       |     |
|----------|---|-------|-----|
| 12/30/55 | L | 83-78 | (h) |
| 1/5/91   | L | 71-67 | (a) |
| 2/6-96   | W | 68-65 | (h) |
| 2/17/96  | L | 72-69 | (a) |
| 3/1/97   | L | 82-54 | (h) |
| 1/10/98  | L | 98-84 | (a) |
| 2/28/98  | W | 70-66 | (h) |

|         |   |       |     |
|---------|---|-------|-----|
| 1/16/99 | W | 64-55 | (a) |
| 1/5/00  | W | 66-58 | (h) |
| 2/22/00 | W | 68-50 | (a) |
| 2/28/01 | W | 73-66 | (h) |
| 1/7/03  | L | 68-63 | (a) |
| 3/6/04  | L | 58-53 | (h) |

# WESTERN KENTUCKY (1-13)

|          |   |        |     |
|----------|---|--------|-----|
| 3/8/47   | L | 55-46  | (a) |
| 1/21/49  | L | 78-45  | (h) |
| 1/22/49  | L | 63-47  | (h) |
| 1/27/50  | L | 65-61  | (h) |
| 1/28/50  | L | 78-61  | (h) |
| 2/15/50  | L | 79-57  | (a) |
| 2/16/50  | L | 83-47  | (a) |
| 1/16/51  | L | 89-47  | (a) |
| 1/26/51  | L | 68-64  | (h) |
| 1/25/52  | L | 102-74 | (h) |
| 1/22/53  | L | 98-56  | (h) |
| 1/31/59  | W | 109-95 | (h) |
| 3/8/60   | L | 107-84 | (n) |
| 12/28/66 | L | 94-89  | (h) |

# WICHITA STATE (1-0)

|          |   |       |     |
|----------|---|-------|-----|
| 12/30/88 | W | 81-59 | (n) |
|----------|---|-------|-----|

# WILLIAM & MARY (1-0)

|        |   |       |     |
|--------|---|-------|-----|
| 2/2/66 | W | 88-66 | (h) |
|--------|---|-------|-----|

# WINTHROP (2-2)

|          |   |       |     |
|----------|---|-------|-----|
| 12/14/86 | L | 63-55 | (h) |
| 1/9/88   | W | 62-60 | (h) |
| 12/16/96 | W | 81-56 | (h) |
| 12/29/07 | L | 76-70 | (n) |

# WISCONSIN (0-2)

|         |   |       |     |
|---------|---|-------|-----|
| 12/7/85 | L | 88-66 | (a) |
| 12/8/86 | L | 65-54 | (h) |

# WISCONSIN-GREEN BAY (2-1)

|          |   |       |     |
|----------|---|-------|-----|
| 12/9/85  | W | 67-63 | (a) |
| 1/3/87   | L | 62-45 | (h) |
| 11/15/05 | W | 80-54 | (n) |

# WOFFORD (2-0)

|          |   |       |     |
|----------|---|-------|-----|
| 11/20/04 | W | 67-64 | (h) |
| 12/10/05 | W | 71-40 | (h) |

# XAVIER (2-1)

|               |   |       |     |
|---------------|---|-------|-----|
| 2/2/56        | W | 77-75 | (h) |
| 12/29/59      | W | 87-69 | (h) |
| 11/27/04 (OT) | L | 83-70 | (n) |

# YALE (4-2)

|               |   |       |     |
|---------------|---|-------|-----|
| 12/29/50      | L | 78-62 | (h) |
| 12/27/51      | L | 70-68 | (h) |
| 12/27/55      | W | 92-90 | (h) |
| 12/28/64      | W | 86-71 | (h) |
| 12/20/68      | W | 77-71 | (n) |
| 12/29/86 (OT) | W | 78-75 | (n) |

# YMHA (2-0)

|          |   |       |     |
|----------|---|-------|-----|
| 1940-41  | W | 48-39 | (h) |
| 12/15/48 | W | 61-46 | (h) |



# ALL-TIME RESULTS

## 1926-27

SEASON RECORD: 7-1

ART WEBB, HEAD COACH

|                  |   |       |
|------------------|---|-------|
| Rollins          | W | 45-20 |
| YMCA             | W | 55-11 |
| St. Petersburg   | W | 45-23 |
| Havana           | L | 23-28 |
| Oglethorpe       | W | 49-26 |
| Stetson          | W | 38-18 |
| Florida Southern | W | 54-24 |
| Florida          | W | 39-20 |

Season Totals: 348-170

## 1927-28

SEASON RECORD: 8-4

ART WEBB, HEAD COACH

|      |                        |   |       |
|------|------------------------|---|-------|
| 1/14 | Rollins                | W | 52-15 |
| 1/20 | Stetson                | W | 33-25 |
| 1/23 | at Rollins             | L | 21-32 |
| 1/24 | at Stetson             | L | 26-32 |
| 1/25 | at Florida Southern    | L | 26-40 |
| 2/3  | Havana                 | W | 38-14 |
| 2/10 | Volks AC               | L | 26-42 |
| 2/15 | at Florida             | W | 40-39 |
| 2/16 | at Sebring AC          | W | 36-23 |
| 2/18 | Florida Southern       | W | 38-18 |
| 2/21 | Miami Beach Canoe Club | W | 52-21 |
| 2/23 | Miami Beach Canoe Club | W | 18-9  |

Season Totals: 406-310

## 1928-29

SEASON RECORD: 13-6

TOM MCCANN, HEAD COACH

|                         |   |       |
|-------------------------|---|-------|
| Rollins                 | W | 34-15 |
| Havana                  | L | 22-26 |
| Ponce de Leon           | L | 11-12 |
| Miami Beach             | W | 66-18 |
| Stetson                 | W | 35-13 |
| Agoga                   | W | 49-19 |
| at Rollins              | W | 34-13 |
| at Florida Southern     | L | 15-39 |
| at Stetson              | L | 13-20 |
| Church League All-Stars | W | 68-23 |
| Turner's Sports Shop    | W | 43-17 |
| Turner's Sports Shop    | W | 36-17 |
| Florida Southern        | W | 36-29 |
| Junior C. of C.         | W | 25-24 |
| Agoga                   | W | 63-33 |
| Junior C. of C.         | L | 23-28 |
| Redland                 | W | 42-11 |
| City Hall               | W | 28-20 |
| Turner's Sports Shop    | L | 27-36 |

Season Totals: 670-419

## 1929-30

UM DID NOT HAVE A TEAM

## 1930-31

SEASON RECORD: 3-7

ART WEBB, HEAD COACH

|                      |   |       |
|----------------------|---|-------|
| Turner's Sports Shop | L | 24-33 |
| Rollins              | L | 22-32 |
| Rollins              | W | 41-39 |
| Florida Southern     | W | 27-24 |
| Stetson              | L | 16-36 |
| at Sebring Fireman   | W | 38-35 |
| at Stetson           | L | 15-37 |
| at Florida Southern  | L | 21-40 |
| at Rollins           | L | 26-29 |
| at Rollins           | L | 22-26 |

Season Totals: 252-331

## 1931-32

SEASON RECORD: 17-1

TOM MCCANN, HEAD COACH

WON SOUTH FLORIDA AAU TITLE

## 1932-38

UM DID NOT HAVE A TEAM

## 1938-39

SEASON RECORD: 4-6

HART MORRIS, HEAD COACH

|                         |   |       |
|-------------------------|---|-------|
| Havana                  | W | 38-34 |
| Havana                  | W | 46-40 |
| Rollins                 | W | 48-29 |
| Rollins                 | L | 45-49 |
| at Rollins              | W | 52-39 |
| at Rollins              | L | 28-42 |
| at Mercer               | L | 37-56 |
| at Georgia              | L | 19-41 |
| Jewish Prog., Atlanta   | L | 24-39 |
| at Albany Georgia Blues | L | 35-53 |

Season Totals: 372-422

## 1939-40

SEASON RECORD: 8-12

HART MORRIS, HEAD COACH

|     |                         |   |       |
|-----|-------------------------|---|-------|
|     | Stetson                 | L | 29-33 |
|     | Stetson                 | L | 27-39 |
|     | Rollins                 | L | 50-51 |
|     | Rollins                 | L | 25-38 |
|     | at North Carolina State | L | 35-46 |
| 2/5 | at Wake Forest          | L | 17-46 |
|     | at Elon                 | L | 30-58 |
| 2/8 | at Florida              | L | 23-36 |
| 2/9 | at Florida              | L | 26-53 |
|     | at Tampa                | W | 39-31 |
|     | at Florida Southern     | W | 43-42 |
|     | at Rollins              | L | 49-56 |
|     | at Rollins              | W | 50-49 |
|     | at Stetson              | L | 43-48 |



|                     |   |       |
|---------------------|---|-------|
| at Stetson          | L | 37-46 |
| at Florida Southern | W | 37-30 |
| Eastern Air Lines   | W | 30-25 |
| *Boynton            | W | 41-29 |
| *Pi Chi             | W | 42-29 |
| *Freshmen           | W | 43-39 |

Season Totals: 716-824

\* Gold Ball Tournament

## 1940-41

SEASON RECORD: 10-6

HART MORRIS, HEAD COACH

|      |                     |   |       |
|------|---------------------|---|-------|
|      | Stetson             | L | 29-46 |
|      | Stetson             | L | 41-51 |
|      | YMHA                | W | 48-39 |
|      | Rollins             | W | 55-29 |
|      | Rollins             | W | 57-41 |
|      | at Florida Southern | W | 57-43 |
|      | at Rollins          | W | 44-35 |
|      | at Stetson          | L | 40-45 |
|      | at Stetson          | W | 40-35 |
|      | Florida Southern    | W | 41-33 |
|      | Florida Southern    | L | 38-50 |
| 2/21 | Florida             | L | 35-48 |
| 2/22 | Florida             | L | 50-62 |
|      | Pi Chi*             | W | 45-27 |
|      | Shenandoah Presby.* | W | 50-36 |
|      | Freshmen*           | W | 37-34 |

Season Totals: 707-654

\* Gold Ball Tournament

## 1941-42

SEASON RECORD: 9-7

HART MORRIS, HEAD COACH

|                   |   |       |
|-------------------|---|-------|
| Marshall          | L | 33-37 |
| Jacksonville Navy | W | 44-18 |

|     |                      |   |       |
|-----|----------------------|---|-------|
|     | Florida Southern     | W | 41-21 |
|     | Florida Southern     | W | 41-25 |
|     | Alumni               | W | 52-32 |
| 2/5 | at Florida           | L | 31-47 |
| 2/6 | at Florida           | L | 34-37 |
|     | at Florida Southern  | W | 41-34 |
|     | at Stetson           | L | 42-47 |
|     | at Stetson           | L | 34-42 |
|     | Tampa                | W | 38-34 |
|     | Tampa                | W | 52-38 |
|     | at Jacksonville Navy | L | 25-46 |
|     | at Jacksonville Navy | L | 37-44 |
|     | Stetson              | L | 37-44 |
|     | Stetson              | W | 46-36 |

Season Totals: 628-570

## 1942-45

RESULTS NOT AVAILABLE

## 1945-46

SEASON RECORD: 8-5

W.H. STEERS, HEAD COACH

|      |                     |   |       |
|------|---------------------|---|-------|
| 1/11 | Coast Guard         | W | 46-45 |
| 1/16 | Navy Rec. Barracks  | L | 43-46 |
| 1/17 | 7th Navy District   | L | 19-53 |
| 1/25 | Boca Raton AAF      | L | 40-55 |
| 1/26 | Coast Guard         | W | 54-45 |
| 2/4  | Ft. Lauderdale NAS  | L | 31-32 |
| 2/5  | Boca Raton AAF      | L | 41-48 |
| 2/9  | Caribbean A.S.      | W | 46-41 |
| 2/11 | Florida Southern    | W | 45-40 |
| 2/12 | Florida Southern    | W | 53-47 |
| 2/18 | at Tampa            | W | 44-23 |
| 2/19 | at McDill Field     | W | 54-50 |
| 2/20 | at Florida Southern | W | 46-43 |

Season Totals: 560-568

## 1946-47

### SEASON RECORD: 20-7

#### HART MORRIS, HEAD COACH

|       |                       |   |       |
|-------|-----------------------|---|-------|
| 12/13 | Florida Southern      | W | 38-25 |
| 12/14 | Florida Southern      | L | 25-41 |
| 12/20 | Florida               | W | 36-33 |
| 12/21 | Florida               | W | 39-35 |
| 1/3   | at Florida            | L | 28-42 |
| 1/4   | at Florida            | L | 28-61 |
| 1/10  | Tampa                 | W | 53-27 |
| 1/11  | Tampa                 | W | 52-34 |
| 1/17  | at Miami (Ohio)       | L | 44-60 |
| 1/18  | at Morehead State     | W | 61-56 |
| 1/22  | Tulane                | L | 39-60 |
| 1/24  | Stetson               | L | 46-53 |
| 1/25  | Stetson               | W | 74-50 |
| 1/29  | at Boca Raton AAF     | W | 61-43 |
| 1/31  | at Tampa              | W | 53-25 |
| 2/1   | at Tampa              | W | 82-36 |
| 2/6   | Cincinnati            | W | 57-54 |
| 2/7   | at Florida Southern   | W | 55-43 |
| 2/8   | at Florida Southern   | W | 61-43 |
| 2/14  | Pensacola NAS         | W | 69-50 |
| 2/15  | Pensacola NAS         | W | 64-36 |
| 2/21  | at Stetson            | W | 54-41 |
| 2/22  | at Stetson            | W | 44-38 |
| 2/28  | Banana River AF       | W | 68-48 |
| 3/6   | City Coll. Charleston | W | 56-52 |
| 3/7   | Tennessee Tech        | W | 55-51 |
| 3/8   | Western Kentucky      | L | 46-55 |

Season Totals: 1400-1192

## 1947-48

### SEASON RECORD: 11-7

#### HART MORRIS, HEAD COACH

|       |                     |   |       |
|-------|---------------------|---|-------|
| 12/12 | Tampa               | L | 35-47 |
| 12/13 | Tampa               | W | 58-46 |
| 12/19 | Florida             | W | 67-50 |
| 12/20 | Florida             | L | 55-58 |
| 12/26 | Pittsburgh          | W | 43-40 |
| 1/2   | Pennsylvania        | L | 46-53 |
| 1/16  | at Stetson          | L | 46-49 |
| 1/17  | at Stetson          | W | 59-39 |
| 1/31  | at McDill Field     | W | 67-38 |
| 2/3   | at Tampa            | W | 60-5  |
| 2/4   | at Tampa            | W | 86-67 |
| 2/6   | at Florida Southern | L | 50-59 |
| 2/7   | at Florida Southern | W | 52-43 |

|                |                  |   |         |
|----------------|------------------|---|---------|
| 2/14           | Stetson          | L | 36-41   |
| 2/20           | at Florida       | L | 50-72   |
| 2/21           | at Florida       | W | 52-49   |
| 2/27           | Florida Southern | W | 76-44   |
| 2/28           | Florida Southern | W | 59-42   |
| Season Totals: |                  |   | 997-902 |

## 1948-49

### SEASON RECORD: 19-8

#### HART MORRIS, HEAD COACH

|       |                       |      |       |
|-------|-----------------------|------|-------|
| 1948  | Checker Cab           | W    | 73-33 |
| 12/14 | Muffets               | W    | 69-51 |
| 12/15 | YMHA                  | W    | 61-46 |
| 12/17 | South Carolina        | W    | 59-40 |
| 12/18 | South Carolina        | W    | 65-64 |
| 12/21 | Pittsburgh            | W    | 58-52 |
| 12/22 | Pittsburgh            | L    | 48-80 |
| 12/28 | Princeton             | W    | 37-35 |
| 12/29 | Princeton             | L2OT | 55-62 |
| 1/7   | Havana                | W    | 73-57 |
| 1/8   | Havana                | W    | 66-53 |
| 1/14  | Florida               | W    | 75-65 |
| 1/15  | Florida               | W    | 44-42 |
| 1/21  | Western Kentucky      | L    | 45-78 |
| 1/22  | Western Kentucky      | L    | 47-63 |
| 1/28  | Maryland              | L    | 42-43 |
| 1/29  | Maryland              | W    | 58-48 |
| 2/5   | Stetson               | W    | 53-42 |
| 2/8   | at Florida Southern   | W    | 68-47 |
| 2/9   | at Florida Southern   | W    | 68-57 |
| 2/11  | at Stetson            | W    | 81-46 |
| 2/12  | at Stetson            | W    | 70-58 |
| 2/19  | Tampa                 | W    | 74-57 |
| 2/22  | at Florida            | L    | 56-90 |
| 2/23  | at Florida            | W    | 60-50 |
| 2/25  | at Tampa              | L    | 58-81 |
| 3/7   | vs. Eastern Illinois* | L    | 73-89 |

Season Totals: 1633-1515

\* NAIB Tournament (Kansas City, Mo.)

## 1949-50

### SEASON RECORD: 14-9

#### HART MORRIS, HEAD COACH

|       |                |   |       |
|-------|----------------|---|-------|
| 12/7  | Muffets        | W | 78-37 |
| 12/10 | Florida        | L | 53-60 |
| 12/14 | South Carolina | W | 64-54 |
| 12/15 | South Carolina | W | 57-56 |
| 12/21 | Mississippi    | W | 82-67 |

|       |                     |   |       |
|-------|---------------------|---|-------|
| 12/22 | Mississippi         | W | 55-43 |
| 12/29 | Pennsylvania        | W | 64-62 |
| 12/30 | Pennsylvania        | W | 53-51 |
| 1/6   | Tampa               | W | 76-61 |
| 1/7   | Stetson             | W | 65-58 |
| 1/13  | North Carolina      | L | 53-55 |
| 1/14  | North Carolina      | L | 51-66 |
| 1/20  | Florida Southern    | W | 69-59 |
| 1/21  | Florida Southern    | W | 59-49 |
| 1/27  | Western Kentucky    | L | 61-65 |
| 1/28  | Western Kentucky    | L | 61-78 |
| 2/6   | at Tampa            | L | 55-67 |
| 2/8   | at Stetson          | W | 88-61 |
| 2/9   | at Stetson          | W | 82-63 |
| 2/11  | Rollins             | W | 70-54 |
| 2/15  | at Western Kentucky | L | 57-79 |
| 2/16  | at Western Kentucky | L | 47-83 |
| 2/18  | at Florida          | L | 46-66 |

Season Totals: 1446-1393

## 1950-51

### SEASON RECORD: 10-12

#### HART MORRIS, HEAD COACH

|       |                       |     |       |
|-------|-----------------------|-----|-------|
| 12/7  | at Rollins            | L   | 58-59 |
| 12/9  | at Florida Southern   | W   | 64-61 |
| 12/11 | LSU                   | W   | 68-62 |
| 12/15 | Teachers Coll. of CN  | W   | 60-48 |
| 12/19 | Florida State         | W   | 80-61 |
| 12/27 | Dartmouth             | W   | 61-52 |
| 12/29 | Yale University       | L   | 78-62 |
| 1/5   | Louisville            | L   | 73-60 |
| 1/10  | Rollins               | W   | 79-54 |
| 1/12  | Tampa                 | LOT | 75-77 |
| 1/16  | at Western Kentucky   | L   | 47-89 |
| 1/18  | at Pittsburgh         | L   | 56-81 |
| 1/20  | at St. Joseph's (Pa.) | L   | 47-58 |
| 1/24  | Stetson               | W   | 82-55 |
| 1/26  | Western Kentucky      | L   | 64-68 |
| 2/2   | Florida               | L   | 71-78 |
| 2/5   | La Salle              | L   | 84-95 |
| 2/6   | La Salle              | WOT | 77-75 |
| 2/9   | Florida Southern      | W   | 79-65 |
| 2/13  | at Florida            | L   | 61-71 |
| 2/14  | at Stetson            | W   | 78-66 |
| 2/24  | at Tampa              | L   | 74-94 |

Season Totals: 1487-1520

## 1951-52

### SEASON RECORD: 14-8

#### HART MORRIS, HEAD COACH

|       |                     |   |        |
|-------|---------------------|---|--------|
|       | Boca Chica          | W | 90-53  |
|       | Key West Navy       | W | 85-55  |
| 12/12 | Culver-Stockton     | W | 68-54  |
| 12/15 | at Rollins          | L | 63-78  |
| 12/17 | at Florida          | L | 65-69  |
| 11/30 | Nebraska            | W | 70-60  |
| 12/27 | Yale                | L | 68-70  |
| 12/29 | Pennsylvania        | L | 64-89  |
| 1/4   | Furman              | L | 53-55  |
| 1/9   | Florida Southern    | W | 106-43 |
| 1/11  | Florida State       | W | 93-56  |
| 1/14  | Stetson             | W | 88-57  |
| 1/18  | Tampa               | W | 87-61  |
| 1/25  | Western Kentucky    | L | 74-102 |
| 2/1   | Bowling Green       | L | 67-78  |
| 2/7   | at Florida Southern | W | 58-41  |

|      |                    |   |       |
|------|--------------------|---|-------|
| 2/9  | at Stetson         | W | 80-74 |
| 2/11 | at Florida State   | W | 76-63 |
| 2/15 | Rollins            | W | 98-61 |
| 2/18 | Florida            | W | 76-68 |
| 2/23 | at Tampa           | W | 87-78 |
| 2/28 | vs. Florida State* | L | 70-73 |

Season Totals: 1633-1515

\* NAIB District Tournament (DeLand, Fla.)

## 1952-53

### SEASON RECORD: 8-12

#### DAVE WIKE, HEAD COACH

|       |                    |   |       |
|-------|--------------------|---|-------|
| 12/1  | Florida Southern   | W | 83-60 |
| 12/10 | at Loyola (N.O.)   | L | 54-71 |
| 12/11 | at Louisiana State | L | 58-86 |
| 12/16 | Florida            | W | 75-73 |
| 12/18 | Columbia           | L | 59-65 |
| 12/22 | Texas Tech         | W | 79-64 |
| 12/29 | Louisville         | L | 74-84 |
| 1/3   | Georgia Tech       | W | 82-60 |
| 1/9   | Florida State      | W | 93-65 |
| 1/12  | Stetson            | W | 71-70 |
| 1/16  | Tampa              | L | 65-72 |
| 1/22  | Western Kentucky   | L | 56-98 |
| 1/30  | Murray State       | L | 65-69 |
| 2/2   | at Florida         | L | 56-78 |
| 2/4   | at Stetson         | L | 77-80 |
| 2/5   | at Rollins         | W | 68-60 |
| 2/12  | Rollins            | W | 95-69 |
| 2/21  | at Tampa           | L | 84-86 |
| 2/23  | at Florida State   | L | 75-81 |
| 2/24  | at Eglin Field     | L | 64-66 |

Season Totals: 1433-1457

## 1953-54

### SEASON RECORD: 5-10

#### DAVE WIKE, HEAD COACH

|       |                     |      |        |
|-------|---------------------|------|--------|
| 12/12 | Florida             | W    | 85-75  |
| 12/19 | Rio Grande          | L    | 88-98  |
| 12/21 | Ohio State          | L    | 81-106 |
| 12/28 | Pennsylvania        | L    | 54-67  |
| 1/4   | Brandeis            | L    | 48-68  |
| 1/9   | Florida State       | W    | 78-61  |
| 1/15  | at Florida          | L    | 52-75  |
| 1/18  | Stetson             | L    | 63-85  |
| 2/1   | Maryland            | L    | 57-63  |
| 2/4   | at Rollins          | L    | 71-85  |
| 2/5   | at Florida State    | W    | 69-76  |
| 2/11  | at Stetson          | L    | 56-108 |
| 2/12  | at Tampa            | W    | 69-65  |
| 2/13  | at Florida Southern | W2OT | 77-70  |
| 2/22  | Tampa               | W    | 67-59  |

Season Totals: 1015-1161

## 1954-55

### SEASON RECORD: 10-11

#### BRUCE HALE, HEAD COACH

|       |                       |   |       |
|-------|-----------------------|---|-------|
| 12/13 | Florida Southern      | W | 58-44 |
| 12/16 | Florida               | L | 61-70 |
| 12/17 | vs. Tennessee*        | L | 80-89 |
| 12/18 | vs. Washington & Lee* | W | 80-75 |
| 12/20 | at Florida State      | L | 66-71 |
| 12/29 | New York University   | L | 67-74 |
| 1/3   | Furman                | L | 74-91 |
| 1/8   | Rollins               | W | 93-76 |



|      |                     |   |        |
|------|---------------------|---|--------|
| 1/10 | Miami (Ohio)        | L | 73-75  |
| 1/13 | at Florida          | L | 68-80  |
| 1/17 | Tampa               | W | 103-76 |
| 1/24 | Georgetown          | W | 84-81  |
| 2/5  | South Carolina      | W | 77-83  |
| 2/9  | Pittsburgh          | L | 72-78  |
| 2/12 | at Rollins          | W | 77-69  |
| 2/14 | at Stetson          | L | 85-89  |
| 2/16 | at Florida Southern | W | 73-71  |
| 2/17 | at Tampa            | W | 105-89 |
| 2/19 | at Key West Navy    | W | 87-75  |
| 2/22 | Stetson             | W | 79-77  |
| 2/25 | Florida State       | L | 80-86  |

Season Totals: 1642-1619

\* Blue Gray Tournament (Montgomery, Ala.)

## 1955-56

SEASON RECORD: 14-12

BRUCE HALE, HEAD COACH

|       |                         |   |        |
|-------|-------------------------|---|--------|
| 12/3  | Florida Southern        | W | 92-80  |
| 12/6  | Tampa                   | W | 96-59  |
| 12/10 | at Mississippi Southern | L | 61-63  |
| 12/12 | at Loyola (N.O.)        | W | 83-82  |
| 12/14 | at Spring Hill College  | L | 71-79  |
| 12/19 | Florida                 | L | 69-74  |
| 12/22 | Bradley                 | W | 80-73  |
| 12/27 | Yale                    | W | 92-90  |
| 12/29 | vs. Tulane*             | W | 86-75  |
| 12/30 | vs. West Virginia*      | L | 78-83  |
| 1/4   | vs. Memphis State*      | L | 71-79  |
| 1/5   | vs. Clemson*            | L | 96-98  |
| 1/7   | at Florida State        | L | 76-78  |
| 1/9   | Mississippi College     | W | 89-84  |
| 1/13  | at Florida              | L | 85-87  |
| 1/16  | Stetson                 | W | 85-79  |
| 1/21  | Rollins                 | W | 86-72  |
| 1/25  | Houston                 | L | 77-95  |
| 1/31  | Kentucky Wesleyan       | L | 82-86  |
| 2/2   | Xavier                  | W | 77-75  |
| 2/8   | at Stetson              | L | 84-91  |
| 2/9   | at Rollins              | W | 89-82  |
| 2/10  | at Florida Southern     | W | 91-90  |
| 2/11  | at Tampa                | W | 94-74  |
| 2/20  | Morehead State          | L | 89-102 |
| 2/25  | Florida State           | W | 91-85  |

Season Totals: 2170-2115

\* Orange Bowl Classic (Miami, Fla.)

^ Senior Bowl Classic (Mobile, Ala.)

## 1956-57

SEASON RECORD: 13-13

BRUCE HALE, HEAD COACH

|       |                  |   |        |
|-------|------------------|---|--------|
| 12/1  | Florida Southern | W | 84-69  |
| 12/3  | Kentucky         | L | 75-114 |
| 12/5  | at Dayton        | L | 48-87  |
| 12/6  | at Toledo        | W | 68-67  |
| 12/8  | at Akron         | L | 80-106 |
| 12/11 | Tampa            | W | 97-84  |
| 12/15 | Florida          | L | 65-89  |
| 12/19 | Texas A&M        | W | 86-80  |
| 12/22 | Houston          | W | 67-63  |
| 12/27 | vs. Connecticut* | L | 70-74  |
| 12/28 | vs. Valparaiso*  | L | 76-81  |
| 12/29 | vs. Seton Hall*  | L | 80-92  |
| 1/3   | Colorado         | L | 66-73  |
| 1/7   | Stetson          | W | 89-81  |

|      |                      |   |        |
|------|----------------------|---|--------|
| 1/10 | at Florida           | L | 63-98  |
| 1/12 | at Florida State     | W | 85-77  |
| 1/19 | Rollins              | W | 63-51  |
| 1/24 | Kentucky Wesleyan    | W | 100-95 |
| 1/31 | Louisville           | L | 60-89  |
| 2/2  | Spring Hill          | L | 75-84  |
| 2/6  | at Stetson           | L | 93-95  |
| 2/7  | at Rollins           | W | 93-86  |
| 2/8  | at Florida Southern  | L | 85-95  |
| 2/9  | at Tampa             | W | 78-77  |
| 2/26 | Mississippi Southern | W | 85-78  |
| 2/23 | Florida State        | W | 98-82  |

Season Totals: 2029-2167

\* Orange Bowl Classic

## 1957-58

SEASON RECORD: 14-8

BRUCE HALE, HEAD COACH

|       |                        |   |        |
|-------|------------------------|---|--------|
| 12/2  | Jacksonville           | W | 89-87  |
| 12/5  | Tampa                  | W | 69-67  |
| 12/10 | Loyola (N.O.)          | L | 62-76  |
| 12/11 | at Louisiana State     | W | 73-65  |
| 12/13 | vs. Mississippi State* | L | 64-66  |
| 12/14 | vs. Texas Christian*   | L | 59-82  |
| 12/16 | at Kentucky Wesleyan   | W | 96-78  |
| 12/21 | Florida                | L | 64-73  |
| 1/8   | Stetson                | W | 103-80 |
| 1/13  | Rollins                | W | 90-71  |
| 1/16  | at Florida             | L | 70-75  |
| 1/17  | Jacksonville           | L | 72-86  |
| 1/18  | at Florida State       | L | 70-71  |
| 1/25  | Loyola (N.O.)          | W | 89-82  |
| 1/30  | at Rollins             | L | 68-72  |
| 1/31  | at Tampa               | W | 90-84  |
| 2/5   | at Florida Southern    | W | 84-69  |
| 2/8   | Army                   | W | 92-82  |
| 2/10  | Oklahoma City          | W | 83-66  |
| 2/15  | at Stetson             | W | 92-85  |
| 2/17  | Florida Southern       | W | 76-58  |
| 2/22  | Florida State          | W | 86-66  |

Season Totals: 1741-1652

\* Montgomery Classic

## 1958-59

SEASON RECORD: 18-7

BRUCE HALE, HEAD COACH

|       |                     |     |        |
|-------|---------------------|-----|--------|
| 12/3  | Rollins             | W   | 104-87 |
| 12/5  | Tampa               | W   | 113-71 |
| 12/8  | Florida Southern    | W   | 107-80 |
| 12/12 | vs. Pittsburgh*     | L   | 65-69  |
| 12/13 | vs. Clemson*        | L   | 61-66  |
| 12/17 | Florida             | W   | 92-82  |
| 12/19 | Florida State       | W   | 85-79  |
| 12/20 | vs. The Citadel^    | L   | 77-93  |
| 12/29 | vs. Tulane+         | W   | 94-72  |
| 12/30 | vs. Miami (Ohio)+   | LOT | 87-89  |
| 1/8   | Toronto             | W   | 97-55  |
| 1/15  | at Florida          | L   | 70-85  |
| 1/16  | at Jacksonville     | W   | 64-62  |
| 1/17  | at Florida State    | L   | 69-93  |
| 1/26  | Kentucky Wesleyan   | W   | 69-64  |
| 1/31  | Western Kentucky    | W   | 109-95 |
| 2/2   | at Florida Southern | W   | 79-76  |
| 2/3   | at Tampa            | W   | 86-84  |
| 2/5   | at Stetson          | L   | 97-110 |
| 2/6   | at Rollins          | W   | 84-81  |

## 1957-58



|      |                |   |        |
|------|----------------|---|--------|
| 2/14 | Jacksonville   | W | 95-93  |
| 2/16 | Loyola (N.O.)  | W | 93-84  |
| 2/19 | Stetson        | W | 99-81  |
| 2/23 | Morehead State | W | 102-85 |
| 2/28 | Florida State  | W | 92-85  |

Season Totals: 2190-2029

\* Steel Bowl Classic (Pittsburgh, Pa.)

^ The Citadel Invitational (Charleston, S.C.)

+ Hurricane Classic

## 1959-60

SEASON RECORD: 23-4

NCAA TOURNAMENT

BRUCE HALE, HEAD COACH

|       |                       |     |         |
|-------|-----------------------|-----|---------|
| 12/1  | Rollins               | W   | 110-86  |
| 12/3  | Jacksonville          | W   | 106-98  |
| 12/5  | Tampa                 | W   | 98-65   |
| 12/9  | at Houston            | W   | 72-63   |
| 12/10 | at Centenary          | L   | 77-84   |
| 12/12 | at Loyola (N.O.)      | W   | 86-70   |
| 12/14 | Murray State          | W   | 92-80   |
| 12/19 | Florida               | W   | 79-77   |
| 12/21 | at Miami (Ohio)       | W   | 83-78   |
| 12/28 | vs. Brigham Young*    | W   | 110-93  |
| 12/29 | vs. Xavier*           | W   | 87-69   |
| 1/2   | South Carolina        | WOT | 107-106 |
| 1/7   | at Iona               | W   | 69-67   |
| 1/13  | at Jacksonville       | WOT | 78-70   |
| 1/14  | at Florida            | W   | 70-65   |
| 1/16  | at Florida State      | W   | 93-91   |
| 1/23  | Houston               | L   | 79-88   |
| 1/29  | Oklahoma City         | W   | 97-84   |
| 2/2   | at Rollins            | W   | 90-79   |
| 2/3   | at Tampa              | W   | 74-73   |
| 2/4   | at Stetson            | W   | 94-86   |
| 2/6   | at Florida Southern   | W   | 88-71   |
| 2/11  | Stetson               | L   | 72-73   |
| 2/18  | Florida Southern      | W   | 121-85  |
| 2/22  | Kentucky Wesleyan     | W   | 104-95  |
| 2/27  | Florida State         | W   | 107-89  |
| 3/8   | vs. Western Kentucky* | L   | 84-107  |

Season Totals: 2427-2192

\* Hurricane Classic

^ NCAA Tournament (Lexington, Ky.)

## 1960-61

SEASON RECORD: 20-7

NIT

BRUCE HALE, HEAD COACH

|       |                     |     |         |
|-------|---------------------|-----|---------|
| 12/1  | at Rollins          | W   | 80-62   |
| 12/3  | Tampa               | W   | 93-64   |
| 12/6  | at Santa Clara      | L   | 65-66   |
| 12/8  | at San Francisco    | W   | 68-56   |
| 12/10 | at Brigham Young    | L   | 80-112  |
| 12/15 | Florida Southern    | W   | 87-54   |
| 12/17 | Florida             | W   | 93-74   |
| 12/28 | vs. Army*           | W   | 82-75   |
| 12/29 | vs. Holy Cross*     | W   | 77-71   |
| 1/4   | Miami (Ohio)        | WOT | 102-100 |
| 1/7   | at La Salle         | L   | 74-88   |
| 1/11  | at Florida          | L   | 73-81   |
| 1/13  | at Jacksonville     | WOT | 93-84   |
| 1/14  | at Florida State    | L   | 78-89   |
| 1/21  | Houston             | W   | 89-78   |
| 1/26  | Centenary           | W   | 86-74   |
| 1/30  | Louisville          | W   | 71-69   |
| 2/1   | Rollins             | W   | 103-75  |
| 2/3   | at Stetson          | W   | 91-84   |
| 2/4   | at Florida Southern | W   | 92-80   |
| 2/11  | Loyola (N.O.)       | W   | 65-61   |
| 2/15  | Stetson             | W   | 91-84   |
| 2/18  | at Tampa            | W   | 108-99  |
| 2/20  | Jacksonville        | W   | 96-80   |
| 2/23  | Morehead State      | W   | 85-70   |
| 2/25  | Florida State       | W   | 75-73   |
| 3/16  | vs. St. Louis*      | L   | 56-58   |

Season Totals: 2230-2036

\* Hurricane Classic

^ National Invitational Tournament (New York, N.Y.)

## 1961-62

SEASON RECORD: 14-12

BRUCE HALE, HEAD COACH

|       |                   |   |        |
|-------|-------------------|---|--------|
| 12/2  | Jacksonville      | W | 93-80  |
| 12/4  | at Morehead State | L | 81-107 |
| 12/6  | at Louisville     | L | 59-77  |
| 12/8  | at Murray State   | W | 69-67  |
| 12/14 | Florida Southern  | W | 96-67  |
| 12/16 | Florida           | W | 66-61  |
| 12/28 | vs. Miami (Ohio)* | W | 83-73  |
| 12/29 | vs. Temple*       | L | 67-85  |

|                     |                     |     |           |
|---------------------|---------------------|-----|-----------|
| 1/3                 | Rhode Island        | W   | 80-70     |
| 1/6                 | Oklahoma City       | LOT | 113-118   |
| 1/10                | at Jacksonville     | W   | 90-89     |
| 1/11                | at Florida          | L   | 62-74     |
| 1/13                | at Florida State    | L   | 60-65     |
| 1/22                | Maryland            | L   | 68-71     |
| 1/25                | La Salle            | L   | 61-73     |
| 1/30                | at Tampa            | L   | 95-113    |
| 1/31                | at Rollins          | W   | 89-67     |
| 2/2                 | at Stetson          | W   | 79-70     |
| 2/3                 | at Florida Southern | W   | 82-73     |
| 2/8                 | Houston             | L   | 69-80     |
| 2/10                | Loyola (N.O.)       | L   | 70-113    |
| 2/13                | Stetson             | W   | 86-78     |
| 2/17                | Tampa               | W   | 96-81     |
| 2/19                | Rollins             | W   | 92-54     |
| 2/22                | Tulsa               | W   | 83-66     |
| 2/24                | Florida State       | L   | 80-83     |
| Season Totals:      |                     |     | 2069-2045 |
| * Hurricane Classic |                     |     |           |

1962-63

SEASON RECORD: 23-5

NIT

BRUCE HALE, HEAD COACH

|       |                     |     |         |
|-------|---------------------|-----|---------|
| 11/30 | Florida             | WOT | 91-87   |
| 12/4  | at Boston College   | W   | 72-69   |
| 12/6  | at Rhode Island     | W   | 88-80   |
| 12/8  | at Providence       | W   | 82-75   |
| 12/13 | Florida Southern    | W   | 116-93  |
| 12/21 | Duke                | W   | 71-69   |
| 12/27 | vs. Cornell*        | W   | 94-85   |
| 12/28 | vs. Pittsburgh*     | W   | 86-85   |
| 1/3   | at St. John's       | W   | 67-59   |
| 1/4   | at La Salle         | L   | 76-78   |
| 1/9   | at Jacksonville     | W   | 103-91  |
| 1/10  | at Florida          | W   | 86-77   |
| 1/12  | at Florida State    | LOT | 74-77   |
| 1/19  | St. Peter's         | W   | 99-75   |
| 1/24  | Houston             | W   | 71-70   |
| 1/29  | at Tampa            | W   | 78-76   |
| 1/30  | at Rollins          | W   | 120-72  |
| 2/1   | at Stetson          | L   | 64-66   |
| 2/2   | at Florida Southern | W   | 99-83   |
| 2/5   | Jacksonville        | W   | 112-105 |
| 2/9   | Louisville          | W   | 112-84  |
| 2/12  | Rollins             | W   | 114-75  |
| 2/16  | Loyola (N.O.)       | L   | 77-84   |
| 2/18  | Tampa               | W   | 112-81  |
| 2/23  | Florida State       | W   | 99-70   |
| 2/26  | Stetson             | W   | 75-60   |



|   |                         |   |           |
|---|-------------------------|---|-----------|
| 3/16  | vs. St. Francis (N.Y.)^ | W | 71-70     |
| 3/19  | vs. Providence^         | L | 96-106    |
| Season Totals:                                      |                         |   | 2505-2212 |
| * Hurricane Classic                                 |                         |   |           |
| ^ National Invitational Tournament (New York, N.Y.) |                         |   |           |

1963-64

SEASON RECORD: 20-7

NIT

BRUCE HALE, HEAD COACH

|   |                         |     |           |
|---|-------------------------|-----|-----------|
| 12/3  | Tampa                   | W   | 101-95    |
| 12/7  | Florida                 | W   | 95-79     |
| 12/10   | at Santa Clara          | L   | 77-86     |
| 12/12   | at St. Mary's (CA)      | L   | 101-86    |
| 12/14   | at Nevada               | WOT | 81-78     |
| 12/17   | San Francisco           | W   | 95-83     |
| 12/19   | Rollins                 | W   | 108-90    |
| 12/27   | vs. Army*               | W   | 79-71     |
| 12/28   | vs. Syracuse*           | LOT | 85-86     |
| 1/4   | Rhode Island            | W   | 105-88    |
| 1/8   | Jacksonville            | W   | 97-92     |
| 1/9   | at Florida              | L   | 91-114    |
| 1/11  | at Florida State        | L   | 78-80     |
| 1/18  | Memphis State           | W   | 78-69     |
| 1/23  | La Salle                | W   | 121-99    |
| 1/28  | at Rollins              | W   | 127-85    |
| 1/29  | at Tampa                | W   | 134-104   |
| 1/31  | at Stetson              | W   | 81-75     |
| 2/1   | at Florida Southern     | W   | 85-78     |
| 2/4   | Jacksonville            | W   | 117-92    |
| 2/10  | Creighton               | L   | 94-124    |
| 2/13  | at Houston              | L   | 83-93     |
| 2/15  | at Loyola (N.O.)        | WOT | 97-90     |
| 2/18  | Florida Southern        | W   | 120-79    |
| 2/22  | Stetson                 | W   | 87-70     |
| 2/29  | Florida State           | W   | 82-80     |
| 3/12  | vs. St. Joseph's (Pa.)^ | L   | 76-86     |
| Season Totals:                                      |                         |     | 2575-2352 |
| * Hurricane Classic                                 |                         |     |           |
| ^ National Invitational Tournament (New York, N.Y.) |                         |     |           |

1964-65

SEASON RECORD: 22-4

BRUCE HALE, HEAD COACH

|       |                 |   |         |
|-------|-----------------|---|---------|
| 12/1  | at Tampa        | W | 136-119 |
| 12/4  | vs. Duquesne*   | W | 99-95   |
| 12/5  | vs. Pittsburgh* | W | 85-71   |
| 12/8  | at La Salle     | L | 86-90   |
| 12/10 | at Niagara      | W | 74-67   |
| 12/12 | St. John's      | L | 77-79   |



BILL FOSTER SERVED AS HEAD MIAMI COACH FROM 1985-90.

|                                |                     |   |           |
|--------------------------------|---------------------|---|-----------|
| 12/15                          | St. Mary's (CA)     | W | 89-77     |
| 12/19                          | Florida             | W | 67-58     |
| 12/28                          | vs. Yale*           | W | 86-71     |
| 12/29                          | vs. Maryland^       | W | 80-73     |
| 1/7                            | at Jacksonville     | W | 86-82     |
| 1/9                            | at Florida State    | L | 66-67     |
| 1/13                           | Florida Southern    | W | 124-93    |
| 1/16                           | Jacksonville        | W | 127-99    |
| 1/21                           | at Florida          | L | 69-86     |
| 1/23                           | at Rollins          | W | 128-92    |
| 1/30                           | Oklahoma City       | W | 115-92    |
| 2/2                            | Miami (Ohio)        | W | 100-85    |
| 2/4                            | at Stetson          | W | 86-84     |
| 2/5                            | at Florida Southern | W | 94-82     |
| 2/9                            | Tampa               | W | 141-110   |
| 2/13                           | Loyola (N.O.)       | W | 115-86    |
| 2/16                           | Stetson             | W | 95-84     |
| 2/20                           | Houston             | W | 103-91    |
| 2/23                           | Rollins             | W | 148-79    |
| 3/1                            | Florida State       | W | 82-75     |
| Season Totals:                 |                     |   | 2558-2190 |
| * Steel Bowl (Pittsburgh, Pa.) |                     |   |           |
| ^ Hurricane Classic            |                     |   |           |

1965-66

SEASON RECORD: 15-11

BRUCE HALE, HEAD COACH

|       |                     |     |         |
|-------|---------------------|-----|---------|
| 12/1  | Tampa               | W   | 120-91  |
| 12/4  | Florida             | L   | 66-77   |
| 12/7  | at Santa Clara      | L   | 74-78   |
| 12/9  | at San Francisco    | L   | 89-105  |
| 12/11 | at Nevada           | L   | 79-89   |
| 12/18 | Ohio University     | W   | 105-100 |
| 12/27 | vs. Boston*         | W   | 81-60   |
| 12/28 | vs. Louisville*     | LOT | 84-85   |
| 1/3   | Utah University     | W   | 88-87   |
| 1/7   | at Florida State    | L   | 62-78   |
| 1/8   | at Jacksonville     | L   | 69-71   |
| 1/12  | at Florida          | L   | 66-111  |
| 1/15  | Florida Southern    | W   | 89-66   |
| 1/27  | at Stetson          | W   | 89-78   |
| 1/28  | at Florida Southern | W   | 101-80  |
| 1/29  | at Tampa            | W   | 83-71   |
| 2/2   | William & Mary      | W   | 88-66   |

|                     |                  |   |           |
|---------------------|------------------|---|-----------|
| 2/5                 | Creighton        | W | 91-81     |
| 2/10                | Virginia         | W | 80-75     |
| 2/12                | Jacksonville     | W | 117-104   |
| 2/15                | at Memphis State | L | 72-86     |
| 2/17                | at Houston       | L | 96-111    |
| 2/19                | at Loyola (N.O.) | L | 76-89     |
| 2/24                | Stetson          | W | 86-77     |
| 2/28                | Florida State    | W | 112-90    |
| 3/5                 | La Salle         | W | 108-102   |
| Season Totals:      |                  |   | 2271-2208 |
| * Hurricane Classic |                  |   |           |

1966-67

SEASON RECORD: 15-11

BRUCE HALE, HEAD COACH

|                     |                       |   |           |
|---------------------|-----------------------|---|-----------|
| 12/1                | at Tampa              | W | 72-63     |
| 12/3                | Florida               | L | 88-113    |
| 12/7                | at La Salle           | L | 82-99     |
| 12/8                | at Mount St. Mary's   | W | 86-83     |
| 12/10               | at Virginia           | W | 80-78     |
| 12/16               | vs. Clemson*          | L | 64-73     |
| 12/17               | vs. Auburn*           | W | 87-73     |
| 12/27               | vs. Pennsylvania^     | W | 82-78     |
| 12/28               | vs. Western Kentucky* | L | 89-94     |
| 1/6                 | at Jacksonville       | W | 75-70     |
| 1/7                 | at Florida State      | L | 60-61     |
| 1/10                | Oklahoma City         | W | 111-109   |
| 1/14                | Jacksonville          | W | 106-86    |
| 1/16                | Tampa                 | W | 97-86     |
| 1/19                | Florida Southern      | W | 102-73    |
| 1/26                | at Stetson            | L | 53-56     |
| 1/27                | at Florida Southern   | W | 55-49     |
| 2/2                 | Memphis State         | W | 88-63     |
| 2/8                 | at Florida            | L | 57-73     |
| 2/11                | Loyola (N.O.)         | W | 68-66     |
| 2/14                | Stetson               | W | 95-84     |
| 2/18                | Houston               | L | 86-105    |
| 2/21                | Dayton                | L | 79-80     |
| 2/25                | at St. John's         | L | 70-97     |
| 2/27                | at Georgia Tech       | L | 84-90     |
| 3/1                 | Florida State         | W | 110-90    |
| Season Totals:      |                       |   | 2126-2091 |
| * Volunteer Classic |                       |   |           |
| ^ Hurricane Classic |                       |   |           |



## 1967-68

SEASON RECORD: 17-11

RON GODFREY, HEAD COACH

|       |                     |   |         |
|-------|---------------------|---|---------|
| 12/1  | at Washington       | L | 54-96   |
| 12/2  | at Washington       | L | 80-81   |
| 12/4  | at St. Mary's (CA)  | W | 77-70   |
| 12/6  | at Hawaii           | W | 102-83  |
| 12/7  | at Hawaii           | L | 76-110  |
| 12/12 | Tampa               | W | 104-103 |
| 12/16 | Eastern Kentucky    | W | 93-87   |
| 12/19 | Brown               | W | 72-71   |
| 12/27 | vs. Dartmouth*      | W | 100-81  |
| 12/28 | vs. New York Univ.* | W | 102-91  |
| 1/2   | La Salle            | L | 84-92   |
| 1/6   | Pittsburgh          | W | 100-84  |
| 1/10  | at Tampa            | L | 76-78   |
| 1/12  | at Florida State    | L | 93-122  |
| 1/13  | at Jacksonville     | W | 72-67   |
| 1/18  | Jacksonville        | W | 76-75   |
| 1/26  | at Stetson          | W | 72-67   |
| 1/27  | at Florida Southern | W | 94-76   |
| 1/30  | Maryland            | W | 93-73   |
| 2/1   | at Dayton           | L | 60-98   |
| 2/3   | at Tulane           | L | 88-99   |
| 2/10  | Florida A&M         | W | 108-98  |
| 2/13  | at Memphis State    | L | 44-67   |
| 2/15  | at Houston          | L | 64-106  |
| 2/17  | at Loyola (N.O.)    | L | 84-86   |
| 2/20  | Stetson             | W | 88-71   |
| 2/24  | Creighton           | W | 106-93  |
| 3/1   | Florida State       | W | 96-84   |

Season Totals: 2368-2419

\* Hurricane Classic

## 1968-69

SEASON RECORD: 14-10

RON GODFREY, HEAD COACH

|       |                     |     |        |
|-------|---------------------|-----|--------|
| 12/6  | vs. Florida State*  | L   | 84-111 |
| 12/7  | vs. Florida*        | L   | 62-111 |
| 12/11 | at La Salle         | W   | 71-96  |
| 12/13 | at Alabama          | L   | 72-85  |
| 12/20 | vs. Yale*           | W   | 77-71  |
| 12/21 | vs. Maryland*       | W   | 92-85  |
| 12/27 | vs. Pittsburgh+     | W   | 72-70  |
| 12/28 | vs. Illinois+       | L   | 76-86  |
| 1/4   | Bucknell            | W   | 89-84  |
| 1/6   | at Tampa            | L   | 61-62  |
| 1/10  | at Florida State    | L   | 81-86  |
| 1/11  | at Jacksonville     | W   | 94-87  |
| 1/16  | Tulane              | L   | 79-90  |
| 1/28  | at Florida Southern | W   | 87-83  |
| 1/29  | at Stetson          | W   | 98-90  |
| 1/31  | Hawaii              | W   | 84-82  |
| 2/1   | Morehead State      | WOT | 92-91  |
| 2/4   | Stetson             | L   | 83-87  |
| 2/8   | Florida A&M         | W   | 94-91  |
| 2/15  | Loyola (N.O.)       | W   | 89-80  |
| 2/18  | Tampa               | W   | 95-79  |
| 2/22  | Miami (Ohio)        | W   | 74-68  |
| 2/25  | Jacksonville        | W   | 95-86  |
| 3/1   | Florida State       | LOT | 86-89  |

Season Totals: 1985-2048

\* Sunshine State Classic (Jacksonville, Fla.)

\* Marshall Tournament (Huntington, W.Va.)

+ Hurricane Classic

## 1969-70

SEASON RECORD: 9-17

RON GODFREY, HEAD COACH

|       |                      |     |         |
|-------|----------------------|-----|---------|
| 12/1  | Oregon State         | L   | 81-86   |
| 12/3  | Biscayne             | W   | 62-60   |
| 12/5  | vs. Pittsburgh*      | W   | 85-67   |
| 12/6  | vs. Duquesne*        | L   | 88-94   |
| 12/12 | at UCLA              | L   | 69-127  |
| 12/13 | at Pepperdine        | LOT | 90-93   |
| 12/19 | at St. Mary's (CA)   | W   | 91-84   |
| 12/29 | vs. Seton Hall*      | L   | 69-76   |
| 12/30 | vs. Ohio University* | L   | 74-99   |
| 1/3   | Bucknell             | W   | 93-88   |
| 1/5   | Rhode Island         | W   | 105-95  |
| 1/9   | at Florida State     | L   | 63-114  |
| 1/10  | at Jacksonville      | L   | 87-121  |
| 1/15  | Centenary            | W   | 94-78   |
| 1/23  | at Florida Southern  | W   | 103-92  |
| 1/24  | at Stetson           | L   | 88-116  |
| 1/29  | at Tulane            | L   | 90-105  |
| 1/31  | at Loyola (N.O.)     | L   | 84-98   |
| 2/7   | Florida A&M          | W   | 118-111 |
| 2/12  | at Centenary         | L   | 86-107  |
| 2/14  | at Houston           | L   | 98-118  |
| 2/17  | La Salle             | W   | 103-96  |
| 2/21  | Stetson              | L   | 86-95   |
| 2/26  | Oklahoma City        | L   | 90-91   |
| 2/28  | Florida State        | L   | 96-112  |
| 3/4   | Jacksonville         | L   | 97-108  |

Season Totals: 2290-2521

\* Steel Bowl (Pittsburgh, Pa.)

\* Hurricane Classic

## 1970-71


SEASON RECORD: 7-19

RON GODFREY, HEAD COACH

|       |                      |     |         |
|-------|----------------------|-----|---------|
| 12/4  | Lehigh               | W   | 74-67   |
| 12/9  | at La Salle          | L   | 77-97   |
| 12/11 | at Dayton            | L   | 77-91   |
| 12/18 | vs. Nebraska*        | L   | 58-85   |
| 12/19 | vs. Oklahoma City*   | LOT | 91-94   |
| 12/22 | Fordham              | L   | 83-85   |
| 12/29 | at Maryland          | L   | 77-111  |
| 1/2   | Oklahoma City        | W   | 90-87   |
| 1/4   | Seton Hall           | W   | 89-81   |
| 1/8   | at Florida State     | L   | 106-114 |
| 1/9   | at Jacksonville      | L   | 82-124  |
| 1/11  | Lafayette            | W   | 78-75   |
| 1/16  | Tulane               | W   | 74-71   |
| 1/22  | at Oklahoma City     | L   | 75-88   |
| 1/23  | at Creighton         | L   | 84-104  |
| 1/29  | at Florida Southern  | LOT | 95-96   |
| 1/30  | at Stetson           | L   | 74-90   |
| 2/1   | Morehead State       | L   | 75-76   |
| 2/6   | Loyola (N.O.)        | L   | 88-107  |
| 2/8   | Stetson              | L   | 76-91   |
| 2/11  | at George Washington | L   | 81-83   |
| 2/13  | at American          | L   | 82-93   |
| 2/20  | Houston              | L   | 93-99   |
| 2/23  | Marshall             | W   | 89-88   |
| 2/27  | Florida State        | W   | 100-94  |
| 3/2   | Jacksonville         | L   | 75-94   |

Season Totals: 2143-2373

\* Husker Classic (Lincoln, Neb.)



KEVIN PRESTO & ERIC BROWN

## 1971-85

UM DID NOT HAVE A TEAM

## 1985-86

SEASON RECORD: 14-14

BILL FOSTER, HEAD COACH

|       |                   |   |        |
|-------|-------------------|---|--------|
| 11/22 | The Citadel       | W | 85-77  |
| 11/29 | Georgia State*    | W | 82-77  |
| 11/30 | Georgia*          | W | 81-78  |
| 12/7  | at Wisconsin      | L | 66-88  |
| 12/9  | at Wis.-Green Bay | W | 67-63  |
| 12/17 | Florida           | L | 64-81  |
| 12/18 | Rider             | W | 81-58  |
| 12/21 | at UCLA           | L | 64-109 |
| 12/27 | Brown*            | L | 61-62  |
| 12/28 | Manhattan*        | W | 79-61  |
| 1/2   | Fairfield         | L | 47-56  |
| 1/4   | Hofstra           | W | 70-63  |

|      |                      |     |        |
|------|----------------------|-----|--------|
| 1/11 | Towson State         | W   | 71-66  |
| 1/18 | Arizona              | LOT | 74-81  |
| 1/20 | Florida State        | W   | 83-75  |
| 1/23 | Baptist              | W   | 71-60  |
| 1/27 | at Florida           | L   | 53-75  |
| 1/31 | at Brooklyn College+ | W   | 102-93 |
| 2/3  | at Florida State     | L   | 72-90  |
| 2/8  | at Dayton            | L   | 68-79  |
| 2/12 | MD-Eastern Shore     | W   | 77-55  |
| 2/15 | New Orleans          | L   | 75-85  |
| 2/19 | at Duke              | L   | 82-102 |
| 2/22 | Notre Dame           | L   | 73-126 |
| 2/26 | American             | W   | 73-64  |
| 3/3  | Hartford             | W   | 66-62  |
| 3/5  | at Marquette         | L   | 62-84  |

Season Totals: 2006-2131

\* AMI Classic

\* Orange Bowl Tournament

+ West Palm Beach Auditorium

## 1986-87

SEASON RECORD: 15-16

BILL FOSTER, HEAD COACH

|       |                        |     |        |
|-------|------------------------|-----|--------|
| 11/28 | vs. Central Florida*   | W   | 64-54  |
| 11/29 | vs. Penn State*        | L   | 61-74  |
| 12/6  | at North Carolina      | L   | 77-122 |
| 12/8  | Wisconsin              | L   | 54-65  |
| 12/14 | Winthrop               | L   | 55-63  |
| 12/20 | Dartmouth              | L   | 86-88  |
| 12/22 | Duke                   | L   | 67-74  |
| 12/29 | vs. Yale#              | WOT | 78-75  |
| 12/30 | vs. Stanford#          | W   | 71-58  |
| 1/3   | Wisconsin-Green Bay    | L   | 45-62  |
| 1/5   | St. Francis (Pa.)      | L   | 85-82  |
| 1/8   | vs. PR-Bayamon+        | W   | 74-54  |
| 1/9   | vs. PR-Rio Piedras+    | W   | 111-64 |
| 1/10  | vs. Radford+           | W   | 66-62  |
| 1/14  | MD-Eastern Shore       | W   | 88-66  |
| 1/17  | at Kansas              | L   | 47-82  |
| 1/20  | Providence             | L   | 88-92  |
| 1/24  | Marquette              | WOT | 91-89  |
| 1/29  | at New Mexico          | L   | 78-87  |
| 1/31  | at San Diego State     | WOT | 83-82  |
| 2/4   | Florida State          | W   | 63-57  |
| 2/7   | Navy                   | W   | 62-78  |
| 2/10  | at Farleigh Dickinson* | L   | 70-73  |
| 2/14  | Dayton                 | L   | 78-92  |
| 2/16  | Armstrong State        | W   | 97-47  |
| 2/18  | Florida International  | W   | 102-81 |
| 2/21  | at Florida             | L   | 60-99  |
| 2/26  | at Florida State       | L   | 84-108 |
| 2/28  | Coppin State           | W   | 115-76 |
| 3/5   | Notre Dame             | L   | 49-65  |
| 3/7   | Brooklyn College       | W   | 83-64  |

Season Totals: 2332-2335

\* AMI Classic

# Palm Beach Hurricane Classic

+ Puerto Rico Tournament

^ at Meadowlands

## 1987-88

SEASON RECORD: 17-14

BILL FOSTER, HEAD COACH

|       |                       |   |        |
|-------|-----------------------|---|--------|
| 11/27 | vs. Michigan*         | L | 76-109 |
| 11/28 | vs. Duquesne*         | W | 84-73  |
| 11/29 | vs. Alaska-Anchorage* | L | 77-78  |
| 12/4  | vs. Colgate^          | W | 96-68  |
| 12/5  | vs. South Carolina^   | L | 63-76  |
| 12/17 | St. Thomas            | W | 71-47  |
| 12/19 | Texas                 | L | 85-86  |

|       |                       |     |         |
|-------|-----------------------|-----|---------|
| 12/21 | Alabama State         | W   | 110-107 |
| 12/29 | vs. American+         | W   | 104-70  |
| 12/30 | vs. Purdue+           | L   | 82-110  |
| 1/2   | Georgetown            | L   | 78-82   |
| 1/4   | Farleigh Dickinson    | W   | 81-68   |
| 1/6   | at Duke               | L   | 69-107  |
| 1/9   | Winthrop              | W   | 62-60   |
| 1/11  | Md. Baltimore Co.     | W   | 75-56   |
| 1/16  | at Marquette          | L   | 51-65   |
| 1/20  | Coppin State          | W   | 64-54   |
| 1/23  | South Florida         | W   | 80-75   |
| 1/27  | at Providence         | W   | 83-77   |
| 2/1   | Marist\$              | WOT | 79-76   |
| 2/4   | Monmouth              | LOT | 62-64   |
| 2/6   | San Diego State       | L   | 49-56   |
| 2/9   | at Brigham Young      | L   | 86-99   |
| 2/15  | Florida               | L   | 73-83   |
| 2/18  | Marist                | L   | 62-72   |
| 2/22  | at Va. Commonwealth   | W   | 96-93   |
| 2/27  | DePaul                | L   | 82-101  |
| 3/1   | at South Florida      | W   | 92-71   |
| 3/5   | Central Florida       | W   | 100-80  |
| 3/8   | at Dayton             | L   | 89-90   |
| 3/12  | Florida International | W   | 92-76   |

Season Totals: 2006-2131

\* Great Alaska Shootout (Anchorage, Alaska)

^ City of Miami Classic

+ Eastern Airlines Palm Beach Classic

\$ at Madison Square Garden

## 1988-89

SEASON RECORD: 19-12

BILL FOSTER, HEAD COACH

|       |                   |     |         |
|-------|-------------------|-----|---------|
| 11/25 | Md. Eastern Shore | W   | 108-80  |
| 11/28 | Oral Roberts      | W   | 108-103 |
| 12/1  | UCLA              | L   | 66-91   |
| 12/5  | Bethune-Cookman   | W   | 88-72   |
| 12/10 | Duke              | L   | 102-117 |
| 12/16 | Long Island       | W   | 102-66  |
| 12/19 | at Florida        | L   | 81-101  |
| 12/23 | St. Louis*        | L   | 71-86   |
| 12/24 | Eastern Illinois* | W   | 83-68   |
| 12/25 | Old Dominion*     | W   | 77-76   |
| 12/28 | Pennsylvania+     | W   | 102-69  |
| 12/30 | Wichita State+    | W   | 81-59   |
| 1/3   | at Rutgers        | WOT | 99-94   |
| 1/7   | at Georgetown     | L   | 79-112  |
| 1/9   | Va. Commonwealth  | L   | 77-87   |
| 1/12  | Kansas            | W   | 87-86   |
| 1/16  | at Stanford       | L   | 59-93   |
| 1/24  | Providence        | L   | 91-106  |

# HURRICANE BASKETBALL



CLOCKWISE: BRANDON ADAMS, JOSEPH RANDON, JEROME SCOTT & JIM KIESERMAN IN 1991-92.

|      |                       |     |         |
|------|-----------------------|-----|---------|
| 1/28 | Marquette             | W   | 106-90  |
| 2/1  | New Mexico            | L   | 93-110  |
| 2/4  | Brigham Young         | W   | 107-86  |
| 2/6  | South Florida         | WOT | 106-104 |
| 2/8  | Tennessee Tech        | W   | 111-101 |
| 2/11 | at DePaul             | L   | 79-87   |
| 2/14 | Florida Atlantic^     | W   | 79-74   |
| 2/18 | at South Florida      | W   | 85-78   |
| 2/22 | at Texas              | L   | 104-123 |
| 2/25 | at Oral Roberts       | L   | 92-99   |
| 2/27 | Davidson              | W   | 90-78   |
| 3/2  | Savannah State        | W   | 107-98  |
| 3/6  | Florida International | W   | 89-82   |

Season Totals: 2809-2778

\* Chaminade Classic

+ Eastern Airlines Palm Beach Classic

^ at West Palm Beach Auditorium

## 1989-90

SEASON RECORD: 13-15

BILL FOSTER, HEAD COACH

|       |                   |   |       |
|-------|-------------------|---|-------|
| 11/27 | Md. Baltimore Co. | W | 91-74 |
| 12/1  | Baptist           | W | 77-67 |
| 12/6  | Dayton            | W | 87-82 |
| 12/16 | Alabama State     | L | 81-98 |

|       |                       |     |        |
|-------|-----------------------|-----|--------|
| 12/19 | at Arizona            | L   | 53-83  |
| 12/27 | Lehigh*               | L   | 59-83  |
| 12/29 | Boston College*       | L   | 60-69  |
| 1/1   | at George Mason       | WOT | 101-91 |
| 1/6   | at South Florida      | L   | 77-93  |
| 1/10  | Kansas                | L   | 73-100 |
| 1/12  | Brooklyn College      | W   | 94-61  |
| 1/15  | at Washington         | L   | 67-83  |
| 1/18  | Florida State         | WOT | 101-97 |
| 1/20  | Arizona State         | L   | 58-62  |
| 1/27  | at Notre Dame         | L   | 60-107 |
| 1/31  | at DePaul             | L   | 48-76  |
| 2/3   | Mercer                | W   | 53-47  |
| 2/5   | at North Carolina     | L   | 74-87  |
| 2/10  | at Davidson           | W   | 72-64  |
| 2/12  | DePaul                | L   | 49-66  |
| 2/15  | Cent. Connecticut St. | W   | 62-40  |
| 2/17  | at Florida St.        | L   | 73-92  |
| 2/19  | Florida               | W   | 62-59  |
| 2/21  | at Providence         | L   | 67-101 |
| 2/24  | South Florida         | W   | 81-73  |
| 2/27  | Hartford              | L   | 58-62  |
| 3/3   | Tulane                | W   | 93-60  |
| 3/6   | Florida International | W   | 83-55  |

Season Totals: 2014-2132

\* Eastern Airlines Palm Beach Classic



MARK RICHARDSON

## 1990-91

SEASON RECORD: 9-19

LEONARD HAMILTON,

HEAD COACH

|       |                       |      |        |
|-------|-----------------------|------|--------|
| 11/23 | George Mason          | L    | 91-97  |
| 11/27 | at Penn State         | L    | 67-93  |
| 12/1  | at Southern Cal       | L    | 71-92  |
| 12/5  | at South Florida      | L    | 71-79  |
| 12/14 | Georgia               | L    | 60-78  |
| 12/17 | Dartmouth             | W    | 72-60  |
| 12/19 | at SMU                | L2OT | 88-93  |
| 12/27 | Miami (Ohio)*         | L2OT | 99-101 |
| 12/28 | Mississippi State*    | W    | 74-67  |
| 12/30 | at Florida            | L    | 60-62  |
| 1/3   | at St. Joseph's (Pa.) | L    | 79-92  |
| 1/5   | at West Virginia      | L    | 67-71  |
| 1/9   | Lehigh                | W    | 99-67  |
| 1/12  | Notre Dame            | L    | 52-60  |
| 1/14  | Lafayette             | L    | 57-73  |
| 1/16  | at Kansas             | L    | 60-73  |
| 1/21  | at Memphis State      | L    | 72-80  |
| 1/25  | Penn State            | L    | 57-69  |
| 1/28  | at Wake Forest        | L    | 66-72  |
| 1/31  | Northeastern          | W    | 79-63  |
| 2/2   | Davidson              | W    | 79-67  |
| 2/6   | St. Joseph's (Pa.)    | W    | 87-64  |
| 2/9   | Va. Commonwealth      | W    | 73-58  |
| 2/11  | Memphis State         | LOT  | 82-83  |
| 2/23  | DePaul                | L    | 53-66  |
| 2/25  | South Florida         | W    | 67-58  |
| 3/4   | Florida International | W    | 87-65  |
| 3/6   | at DePaul             | L    | 58-75  |

Season Totals: 2027-2078

\* Eastern Airlines Palm Beach Classic

## 1991-92

SEASON RECORD: 8-24

(1-17 BIG EAST)

INAUGURAL BIG EAST SEASON

LEONARD HAMILTON,

HEAD COACH

|       |                    |   |       |
|-------|--------------------|---|-------|
| 11/23 | Barry              | L | 91-97 |
| 11/25 | Florida Atlantic   | W | 83-53 |
| 11/29 | Maine#             | W | 62-57 |
| 11/30 | Eastern Kentucky#  | L | 61-66 |
| 12/1  | Tennessee#         | W | 72-60 |
| 12/6  | Howard             | L | 55-64 |
| 12/20 | Southern Methodist | L | 60-69 |
| 12/23 | at Arizona State   | L | 57-62 |
| 12/27 | Marshall+          | W | 70-55 |
| 12/29 | George Washington+ | L | 64-78 |
| 1/2   | at Connecticut*    | L | 62-85 |
| 1/4   | at St. John's*     | L | 69-83 |
| 1/7   | at Seton Hall*     | L | 52-64 |
| 1/11  | at Syracuse*       | L | 57-73 |
| 1/14  | St. John's*        | W | 45-42 |
| 1/18  | Connecticut*       | L | 58-77 |
| 1/21  | Boston College*    | L | 50-51 |
| 1/25  | at Georgetown*     | L | 40-60 |
| 1/29  | at Pittsburgh*     | L | 52-82 |
| 2/1   | at Davidson        | L | 62-66 |
| 2/4   | Pittsburgh*        | L | 55-77 |
| 2/12  | Providence*        | L | 51-73 |
| 2/15  | Georgetown*        | L | 58-75 |
| 2/18  | at Villanova*      | L | 50-74 |
| 2/22  | at Boston College* | L | 49-55 |
| 2/25  | Villanova*         | L | 50-61 |
| 2/29  | Syracuse*          | L | 63-68 |



THE HURRICANES CELEBRATE A 75-71 WIN OVER BOSTON COLLEGE ON FEB. 10, 1993.

|      |                       |     |       |
|------|-----------------------|-----|-------|
| 3/2  | Florida International | W   | 68-63 |
| 3/4  | Seton Hall*           | LOT | 82-90 |
| 3/7  | at Providence*        | L   | 57-62 |
| 3/12 | Pittsburgh^           | W   | 83-71 |
| 3/13 | Georgetown^           | L   | 64-77 |

Season Totals: 1941-2160

\* Big East Game

# San Juan Shootout

+ Palm Beach Classic

^ Big East Tournament (New York, N.Y.)

## 1992-93

SEASON RECORD: 10-17

(7-11 BIG EAST)

LEONARD HAMILTON,

HEAD COACH

|       |                       |   |       |
|-------|-----------------------|---|-------|
| 12/1  | Florida International | L | 64-72 |
| 12/4  | Southwest Texas St.   | L | 57-60 |
| 12/7  | at Seton Hall*        | L | 56-65 |
| 12/11 | Barry                 | L | 81-64 |
| 12/19 | Florida Atlantic      | W | 84-61 |
| 12/22 | at Georgia            | L | 67-69 |
| 12/27 | Southern California   | L | 66-86 |
| 12/29 | UNC Wilmington        | L | 73-88 |
| 1/2   | Georgetown*           | W | 80-69 |
| 1/6   | at Pittsburgh*        | L | 78-85 |
| 1/9   | at Syracuse*          | L | 81-89 |
| 1/16  | at St. John's*        | L | 74-78 |
| 1/19  | Providence*           | L | 75-66 |
| 1/23  | Pittsburgh*           | L | 84-86 |
| 1/26  | Connecticut*          | W | 80-65 |
| 1/30  | at Villanova*         | L | 69-82 |
| 2/4   | Bethune-Cookman       | W | 78-54 |
| 2/6   | Syracuse*             | W | 81-74 |
| 2/10  | Boston College*       | W | 75-71 |

|      |                    |   |       |
|------|--------------------|---|-------|
| 2/13 | at Connecticut*    | L | 72-88 |
| 2/16 | at Providence*     | L | 60-75 |
| 2/20 | St. John's*        | W | 82-77 |
| 2/23 | Seton Hall*        | L | 73-85 |
| 2/27 | at Boston College* | L | 58-70 |
| 3/3  | at Georgetown*     | L | 64-82 |
| 3/6  | Villanova*         | W | 77-76 |
| 3/11 | Georgetown^        | L | 40-67 |

Season Totals: 1929-2004

\* Big East Game

^ Big East Tournament (New York, N.Y.)

## 1993-94

SEASON RECORD: 7-20

(0-18 BIG EAST)

LEONARD HAMILTON,

HEAD COACH

|       |                     |   |       |
|-------|---------------------|---|-------|
| 11/26 | Florida Atlantic    | W | 85-53 |
| 12/1  | UNC Asheville       | W | 82-60 |
| 12/4  | Florida A&M         | W | 91-47 |
| 12/7  | Georgetown*         | L | 47-61 |
| 12/10 | Bethune-Cookman     | W | 82-54 |
| 12/17 | Sam Houston State   | W | 73-58 |
| 12/19 | at Buffalo          | W | 63-57 |
| 12/22 | at Syracuse*        | L | 52-81 |
| 12/29 | Wagner              | L | 55-57 |
| 1/4   | at Florida Atlantic | W | 79-62 |
| 1/8   | at Providence*      | L | 59-81 |
| 1/12  | at Pittsburgh*      | L | 55-83 |
| 1/15  | at Boston College*  | L | 49-69 |
| 1/22  | St. John's*         | L | 63-75 |
| 1/26  | Seton Hall*         | L | 48-77 |
| 1/29  | at Georgetown*      | L | 40-77 |
| 2/1   | Pittsburgh*         | L | 71-80 |
| 2/5   | at Connecticut*     | L | 57-73 |

|      |                 |   |       |
|------|-----------------|---|-------|
| 2/8  | at St. John's*  | L | 63-78 |
| 2/12 | Villanova*      | L | 58-77 |
| 2/16 | Boston College* | L | 63-79 |
| 2/19 | at Seton Hall*  | L | 63-85 |
| 2/22 | Connecticut*    | L | 49-74 |
| 2/26 | Providence*     | L | 60-88 |
| 3/1  | Syracuse*       | L | 69-71 |
| 3/5  | at Villanova*   | L | 63-83 |
| 3/10 | Seton Hall^     | L | 51-69 |

Season Totals: 1690-1909

\* Big East Game

^ Big East Tournament (New York, N.Y.)

## 1994-95

SEASON RECORD: 15-13

(9-9 BIG EAST)

NIT

LEONARD HAMILTON,

HEAD COACH

|       |                       |   |       |
|-------|-----------------------|---|-------|
| 11/25 | Northeastern Illinois | W | 66-48 |
| 11/28 | Florida Atlantic      | W | 76-59 |
| 11/30 | Robert Morris         | W | 66-51 |
| 12/6  | Syracuse*             | L | 65-83 |
| 12/10 | Florida A&M           | W | 67-53 |
| 12/20 | at Clemson            | L | 55-75 |
| 12/28 | UNLV+                 | L | 55-56 |
| 12/30 | Fordham               | W | 55-43 |
| 1/2   | at Seton Hall*        | L | 54-72 |
| 1/7   | at Georgetown*        | L | 64-71 |
| 1/11  | at St. John's*        | W | 82-79 |
| 1/18  | at Providence*        | W | 81-75 |
| 1/21  | Boston College*       | W | 69-68 |
| 1/25  | Villanova*            | L | 62-92 |
| 1/28  | at Syracuse*          | L | 51-76 |
| 1/31  | at Connecticut*       | L | 57-82 |

|      |                     |     |       |
|------|---------------------|-----|-------|
| 2/4  | Georgetown*         | W   | 67-61 |
| 2/7  | at Villanova*       | L   | 63-73 |
| 2/11 | Providence*         | W   | 69-63 |
| 2/13 | St. John's*         | W   | 71-69 |
| 2/18 | at Pittsburgh*      | L   | 61-67 |
| 2/22 | Seton Hall*         | W   | 61-57 |
| 2/25 | at Boston College*  | WOT | 77-71 |
| 2/28 | Pittsburgh*         | WOT | 76-68 |
| 3/2  | at Florida Atlantic | W   | 80-70 |
| 3/4  | Connecticut*        | L   | 67-75 |
| 3/10 | vs. Georgetown^     | L   | 58-69 |
| 3/15 | at Penn State#      | L   | 56-62 |

Season Totals: 1831-1888

\* Big East Game

+ Orange Bowl Classic

^ Big East Tournament (New York, N.Y.)

# National Invitation Tournament

## 1995-96

SEASON RECORD: 15-13

(8-10 BIG EAST)

LEONARD HAMILTON,

HEAD COACH

|       |                       |     |       |
|-------|-----------------------|-----|-------|
| 11/24 | Northeastern Illinois | W   | 81-58 |
| 11/27 | at Florida Atlantic   | W   | 76-56 |
| 12/2  | Seton Hall*           | W   | 80-70 |
| 12/5  | Villanova*            | L   | 68-70 |
| 12/9  | Florida A&M           | W   | 77-53 |
| 12/16 | Winthrop              | W   | 81-56 |
| 12/20 | Florida Atlantic      | W   | 61-51 |
| 12/23 | Clemson               | LOT | 52-66 |
| 12/27 | vs. Tennessee+        | L   | 54-56 |
| 12/29 | Columbia              | W   | 69-62 |
| 1/3   | Syracuse*             | W   | 75-66 |
| 1/6   | at Connecticut*       | L   | 52-73 |
| 1/10  | at Seton Hall*        | L   | 63-66 |
| 1/13  | at Georgetown*        | L   | 67-72 |
| 1/20  | Pittsburgh*           | W   | 66-57 |
| 1/23  | Notre Dame*           | W   | 72-64 |
| 1/27  | at Villanova*         | L   | 62-90 |
| 2/1   | at Syracuse*          | L   | 51-72 |
| 2/6   | West Virginia*        | W   | 68-65 |
| 2/10  | Boston College*       | L   | 58-62 |
| 2/14  | at Providence*        | L   | 54-77 |
| 2/17  | at West Virginia*     | L   | 69-72 |
| 2/20  | St. John's*           | WOT | 96-91 |
| 2/25  | at Rutgers*           | L   | 55-71 |
| 2/28  | at Notre Dame*        | W   | 71-59 |
| 3/2   | Providence*           | W   | 66-59 |
| 3/6   | vs. Rutgers*          | W   | 77-67 |
| 3/7   | vs. Georgetown^       | L   | 62-92 |

Season Totals: 1883-1873

\* Big East Game

+ Orange Bowl Classic

^ Big East Tournament (New York, N.Y.)

## 1996-97

SEASON RECORD: 16-13

(9-9 BIG EAST)

NIT

LEONARD HAMILTON,

HEAD COACH

|       |                    |     |       |
|-------|--------------------|-----|-------|
| 11/22 | Buffalo            | W   | 78-61 |
| 11/24 | Florida Atlantic   | W   | 83-74 |
| 11/29 | at UNLV            | L   | 43-55 |
| 12/3  | St. John's*        | L   | 57-61 |
| 12/7  | Syracuse*          | W   | 67-63 |
| 12/13 | Hartford           | W   | 74-58 |
| 12/18 | Jacksonville       | W   | 74-57 |
| 12/22 | at Tennessee       | L   | 65-78 |
| 12/28 | vs. DePaul+        | W   | 61-45 |
| 12/30 | Lehigh             | W   | 32-68 |
| 1/2   | at Boston College* | W   | 65-62 |
| 1/4   | at Georgetown*     | W   | 69-67 |
| 1/8   | at Pittsburgh*     | L   | 72-76 |
| 1/11  | at Villanova*      | W   | 61-59 |
| 1/15  | Providence*        | W   | 71-69 |
| 1/18  | Georgetown*        | WOT | 68-65 |
| 1/22  | Connecticut*       | W   | 69-46 |
| 2/2   | at Rutgers*        | L   | 59-60 |
| 2/5   | Pittsburgh*        | W   | 78-63 |
| 2/8   | Rutgers*           | W   | 53-50 |
| 2/10  | at Seton Hall*     | W   | 61-51 |
| 2/15  | at Connecticut*    | L   | 52-72 |
| 2/19  | Boston College*    | L   | 57-59 |
| 2/22  | at St. John's*     | L   | 73-77 |
| 2/25  | at Notre Dame*     | L   | 60-69 |
| 3/1   | West Virginia*     | L   | 54-82 |
| 3/5   | vs. St. John's^    | WOT | 76-68 |
| 3/6   | vs. Georgetown^    | L   | 59-63 |
| 3/13  | vs. Michigan#      | L   | 63-76 |

Season Totals: 1105-1126

\* Big East Game

+ Orange Bowl Classic

^ Big East Tournament (New York, N.Y.)

# National Invitational Tournament

## 1997-98

SEASON RECORD: 18-10

(11-7 BIG EAST)

NCAA TOURNAMENT

LEONARD HAMILTON,

HEAD COACH

|       |                      |   |       |
|-------|----------------------|---|-------|
| 11/14 | at Southern Illinois | W | 73-61 |
| 11/16 | Florida Atlantic     | W | 69-47 |
| 11/21 | Charlotte            | W | 89-72 |
| 11/24 | Eastern Kentucky     | W | 86-64 |
| 11/29 | at Jacksonville      | W | 74-70 |
| 12/2  | Rutgers*             | W | 63-55 |
| 12/6  | Georgetown*          | W | 66-56 |
| 12/12 | Georgia State        | W | 80-64 |
| 12/22 | at Memphis           | W | 65-57 |
| 12/27 | vs. Georgia Tech+    | L | 61-69 |
| 12/31 | at Seton Hall*       | W | 78-65 |
| 1/3   | at Pittsburgh*       | W | 73-65 |
| 1/6   | Connecticut*         | W | 76-67 |
| 1/10  | at West Virginia*    | L | 84-98 |
| 1/13  | at St. John's*       | L | 64-73 |
| 1/18  | at Syracuse*         | L | 67-85 |
| 1/22  | Villanova*           | W | 78-63 |
| 1/28  | at Boston College*   | W | 67-57 |
| 1/31  | at Villanova*        | L | 75-78 |
| 2/4   | Providence*          | W | 64-54 |
| 2/10  | Syracuse*            | L | 63-72 |
| 2/14  | Notre Dame*          | W | 66-57 |
| 2/18  | at Providence*       | L | 57-59 |
| 2/22  | at Notre Dame*       | W | 65-59 |
| 2/24  | Seton Hall*          | L | 71-76 |
| 2/28  | West Virginia*       | W | 70-66 |
| 3/4   | vs. Georgetown^      | L | 56-62 |
| 3/13  | vs. UCLA#            | L | 62-65 |

Season Totals: 1962-1836

\* Big East Game

+ Orange Bowl Classic

^ Big East Tournament (New York, N.Y.)

# NCAA Tournament (Atlanta, Ga.)

## 1998-99

SEASON RECORD: 23-7

(15-3 BIG EAST)

NCAA TOURNAMENT

LEONARD HAMILTON,

HEAD COACH

|       |                     |   |        |
|-------|---------------------|---|--------|
| 11/13 | at Florida Atlantic | W | 97-73  |
| 11/23 | at UNC Charlotte    | L | 59-66  |
| 11/27 | Northern Iowa       | W | 78-69  |
| 12/5  | at Kentucky         | L | 65-74  |
| 12/8  | Boston College*     | W | 77-64  |
| 12/11 | Central Florida     | W | 66-56  |
| 12/18 | at Georgia State    | W | 76-55  |
| 12/22 | Memphis             | W | 80-64  |
| 12/27 | vs. Ohio State+     | W | 72-64  |
| 12/30 | at Georgetown*      | W | 64-63  |
| 1/6   | St. John's*         | W | 84-79  |
| 1/9   | Notre Dame*         | L | 68-71  |
| 1/13  | at Rutgers*         | W | 74-62  |
| 1/16  | at West Virginia*   | W | 64-55  |
| 1/20  | Connecticut*        | L | 68-70  |
| 1/24  | at Boston College*  | W | 75-67  |
| 1/27  | Seton Hall*         | W | 77-71  |
| 1/30  | at Pittsburgh*      | L | 54-60  |
| 2/3   | at St. John's*      | W | 73-70  |
| 2/6   | Georgetown*         | W | 71-58  |
| 2/8   | at Syracuse*        | W | 76-63  |
| 2/13  | at Providence*      | W | 69-65  |
| 2/16  | Villanova*          | W | 103-82 |
| 2/20  | at Connecticut*     | W | 73-71  |
| 2/23  | Pittsburgh*         | W | 85-52  |
| 2/27  | Rutgers*            | W | 68-63  |
| 3/4   | vs. Georgetown^     | W | 65-54  |
| 3/5   | vs. St. John's^     | L | 59-62  |
| 3/12  | vs. Lafayette#      | W | 75-54  |
| 3/14  | vs. Purdue#         | L | 63-73  |

Season Totals: 2178-1950


\* Big East Game

+ Orange Bowl Classic

^ Big East Tournament (New York, N.Y.)

# NCAA Tournament (Boston, Mass.)

## JOHNNY HEMSLEY, ELTON TYLER & TIM JAMES





## 1999-00

SEASON RECORD: 23-11

(13-3 BIG EAST)

BIG EAST REGULAR SEASON

CO-CHAMPIONS

NCAA SWEET SIXTEEN

LEONARD HAMILTON,

HEAD COACH

|       |                     |   |        |
|-------|---------------------|---|--------|
| 11/19 | at Central Florida  | W | 81-54  |
| 11/23 | Monmouth            | W | 67-46  |
| 11/30 | Bethune-Cookman     | W | 102-75 |
| 12/4  | at Memphis          | L | 72-82  |
| 12/7  | Charlotte           | L | 65-75  |
| 12/11 | Hartford            | W | 97-61  |
| 12/18 | vs. North Carolina+ | L | 78-68  |
| 12/20 | vs. La-Lafayette^   | L | 60-66  |
| 12/21 | vs. Detroit Mercy^  | W | 68-64  |
| 12/22 | vs. Illinois State^ | L | 78-87  |
| 12/27 | Florida Atlantic    | W | 89-52  |
| 12/29 | Quinnipiac          | W | 80-66  |
| 1/5   | West Virginia*      | W | 66-58  |
| 1/8   | Syracuse*           | L | 55-67  |
| 1/11  | at Seton Hall*      | W | 71-64  |
| 1/15  | at Georgetown*      | L | 61-65  |
| 1/17  | at Villanova*       | W | 67-66  |
| 1/22  | Boston College*     | W | 62-54  |
| 1/25  | at Notre Dame*      | W | 63-49  |
| 1/29  | Kentucky            | L | 57-60  |
| 2/1   | Pittsburgh*         | W | 64-60  |
| 2/5   | at Rutgers*         | W | 58-52  |
| 2/7   | Georgetown*         | W | 77-55  |
| 2/16  | Providence*         | L | 45-47  |
| 2/19  | at Connecticut*     | W | 63-57  |
| 2/22  | at West Virginia*   | W | 68-50  |
| 2/26  | Notre Dame*         | W | 55-52  |
| 2/29  | at Pittsburgh*      | W | 74-66  |
| 3/5   | St. John's*         | W | 74-70  |
| 3/9   | vs. Notre Dame\$    | W | 61-58  |
| 3/10  | vs. St. John's\$    | L | 57-58  |
| 3/17  | vs. Arkansas#       | W | 75-71  |
| 3/19  | vs. Ohio State#     | W | 75-62  |
| 3/24  | vs. Tulsa#          | L | 71-80  |

|  |           |
|--|-----------|
| Season Totals:                                       | 2346-2127 |
| * Big East Game                                      |           |
| + Orange Bowl Classic                                |           |
| ^ San Juan Shootout                                  |           |
| \$ BIG East Tournament (New York, N.Y.)              |           |
| # NCAA Tournament (Nashville, Tenn., ^Austin, Texas) |           |

## 2000-01

SEASON RECORD: 16-13

(8-8 BIG EAST)

NIT

PERRY CLARK, HEAD COACH

|       |                     |   |       |
|-------|---------------------|---|-------|
| 11/18 | at Florida Atlantic | W | 76-59 |
| 11/21 | Columbia            | W | 65-41 |
| 11/25 | Northeastern        | W | 92-86 |
| 11/28 | at Charlotte        | L | 63-95 |
| 12/4  | at North Carolina   | L | 45-67 |
| 12/9  | Central Florida     | W | 83-72 |
| 12/16 | vs. Nebraska+       | L | 64-72 |
| 12/18 | Eastern Illinois    | W | 83-73 |
| 12/21 | Memphis             | W | 66-57 |
| 12/27 | Lehigh              | W | 71-52 |
| 12/29 | Tennessee-Martin    | W | 70-54 |
| 1/3   | at Pittsburgh*      | L | 51-62 |

|      |                    |      |       |
|------|--------------------|------|-------|
| 1/7  | Boston College*    | L    | 72-73 |
| 1/10 | at Virginia Tech*  | L    | 74-85 |
| 1/13 | at Boston College* | L    | 73-82 |
| 1/16 | at Providence*     | W    | 78-64 |
| 1/20 | Connecticut*       | W    | 77-74 |
| 1/22 | at St. John's*     | LOT  | 63-67 |
| 1/28 | Providence*        | L    | 70-80 |
| 2/1  | Seton Hall*        | W    | 72-66 |
| 2/6  | Virginia Tech*     | W    | 86-61 |
| 2/10 | St. John's*        | L2OT | 79-85 |
| 2/13 | at Syracuse*       | W    | 68-57 |
| 2/17 | at Villanova*      | W    | 80-62 |
| 2/24 | at Connecticut*    | L    | 53-60 |
| 2/28 | West Virginia*     | W    | 73-66 |
| 3/3  | Villanova*         | W    | 65-53 |
| 3/7  | vs. Pittsburgh^    | L    | 69-78 |
| 3/14 | vs. Auburn#        | L    | 58-60 |

|  |           |
|--|-----------|
| Season Totals:                           | 2039-1963 |
| * Big East Game                          |           |
| + Orange Bowl Classic                    |           |
| ^ Big East Championship (New York, N.Y.) |           |
| # National Invitation Tournament         |           |

## 2001-02

SEASON RECORD: 24-8

(10-6 BIG EAST)

NCAA TOURNAMENT

PERRY CLARK, HEAD COACH

|       |                       |      |        |
|-------|-----------------------|------|--------|
| 11/18 | vs. Eastern Michigan! | W    | 93-56  |
| 11/19 | vs. UAB!              | W    | 81-79  |
| 11/20 | vs. Clemson!          | W    | 67-65  |
| 11/24 | Lafayette             | W    | 79-69  |
| 11/26 | Florida Atlantic      | W    | 74-48  |
| 11/29 | Howard                | W    | 87-71  |
| 12/3  | Florida International | W    | 77-59  |
| 12/8  | at Texas A&M          | W    | 64-55  |
| 12/15 | vs. Indiana+          | W    | 58-53  |
| 12/18 | Florida A&M           | W    | 90-62  |
| 12/22 | Charlotte             | W    | 64-56  |
| 12/27 | at Louisiana State    | W    | 68-61  |
| 12/30 | St. Francis (Pa.)     | W    | 71-48  |
| 1/2   | at Georgetown*        | W    | 79-71  |
| 1/5   | at Connecticut*       | L    | 75-76  |
| 1/8   | at St. John's*        | L    | 60-71  |
| 1/12  | at Virginia Tech*     | W    | 77-68  |
| 1/15  | Pittsburgh*           | W2OT | 76-69  |
| 1/19  | Providence*           | WOT  | 102-96 |
| 1/24  | Villanova*            | W    | 76-58  |
| 1/29  | Boston College*       | L    | 65-70  |
| 2/2   | Connecticut*          | W    | 68-66  |
| 2/5   | at Villanova*         | W    | 65-56  |
| 2/10  | at Boston College*    | L    | 63-76  |
| 2/13  | St. John's*           | W    | 79-56  |
| 2/17  | at Rutgers*           | L    | 61-64  |
| 2/23  | Notre Dame*           | L    | 77-90  |
| 2/26  | at Providence*        | W    | 81-65  |
| 3/2   | Virginia Tech*        | W    | 83-77  |
| 3/7   | vs. Georgetown*       | W    | 84-76  |
| 3/8   | vs. Pittsburgh^       | L    | 71-76  |
| 3/14  | vs. Missouri#         | L    | 80-93  |

|  |           |
|--|-----------|
| Season Totals:                           | 2395-2156 |
| * Big East Game                          |           |
| ! Virgin Islands Paradise Jam            |           |
| + Orange Bowl Classic                    |           |
| ^ Big East Championship (New York, N.Y.) |           |
| # NCAA Tournament (Albuquerque, N.M.)    |           |

## 2002-03

SEASON RECORD: 11-17

(4-12 BIG EAST)

PERRY CLARK, HEAD COACH

|       |                     |      |       |
|-------|---------------------|------|-------|
| 11/23 | New Hampshire       | W    | 93-58 |
| 11/26 | Texas A&M           | W    | 78-72 |
| 11/30 | Savannah State      | W    | 91-57 |
| 12/3  | at Florida Atlantic | LOT  | 73-74 |
| 12/8  | at Florida State    | L    | 55-72 |
| 12/15 | at Charlotte        | L    | 64-69 |
| 12/18 | Arkansas-Pine Bluff | W    | 79-42 |
| 12/21 | vs. Florida+        | L2OT | 93-94 |
| 12/27 | at Central Florida  | W    | 62-51 |
| 12/30 | Lehigh              | W    | 68-62 |
| 1/4   | North Carolina\$    | WOT  | 64-61 |
| 1/7   | at West Virginia*   | L    | 63-68 |
| 1/11  | at Connecticut*     | LOT  | 80-83 |
| 1/18  | at Seton Hall*      | L    | 53-76 |
| 1/20  | Connecticut*        | W    | 77-76 |
| 1/26  | Syracuse*           | L    | 49-54 |
| 1/29  | Providence*         | W    | 60-57 |
| 2/2   | at St. John's*      | L    | 74-77 |
| 2/8   | Villanova*          | LOT  | 67-72 |
| 2/11  | Virginia Tech*      | W    | 85-65 |
| 2/15  | at Boston College*  | L    | 65-76 |
| 2/18  | at Providence*      | L    | 63-73 |
| 2/22  | Georgetown*         | L    | 72-74 |
| 2/25  | at Villanova*       | L    | 56-75 |
| 3/1   | Boston College*     | L    | 68-72 |
| 3/5   | at Virginia Tech*   | W    | 79-71 |
| 3/8   | St. John's*         | L    | 73-76 |
| 3/12  | vs. Seton Hall^     | L    | 52-67 |

|  |           |
|--|-----------|
| Season Totals:                           | 1956-1924 |
| * Big East Game                          |           |
| + Orange Bowl Classic                    |           |
| ^ Big East Championship (New York, N.Y.) |           |
| \$ First game at BankUnited Center       |           |

## 2003-04

SEASON RECORD: 14-16

(4-12 BIG EAST)

PERRY CLARK, HEAD COACH

|       |                       |      |        |
|-------|-----------------------|------|--------|
| 11/21 | Lubbock Christian^    | W    | 86-66  |
| 11/23 | Louisiana-Monroe^     | W    | 78-60  |
| 11/25 | vs. Rhode Island^^    | L    | 53-54  |
| 11/26 | vs. Bradley^^         | L    | 82-83  |
| 12/2  | Stetson               | W    | 91-70  |
| 12/6  | Florida International | W    | 89-72  |
| 12/9  | UMBC                  | W    | 61-52  |
| 12/14 | Florida State         | L    | 58-67  |
| 12/20 | vs. Temple+           | W    | 72-66  |
| 12/22 | North Carolina A&T    | W    | 81-62  |
| 12/27 | Florida Atlantic      | W    | 76-51  |
| 12/30 | IPFW                  | W    | 75-52  |
| 1/3   | Savannah State        | W    | 105-65 |
| 1/7   | at North Carolina     | L    | 64-89  |
| 1/10  | Pittsburgh*           | L2OT | 84-80  |
| 1/14  | at St. John's*        | W    | 70-64  |
| 1/17  | at Virginia Tech*     | W    | 65-59  |
| 1/21  | Rutgers*              | W    | 73-63  |
| 1/25  | Villanova*            | L    | 69-76  |
| 1/28  | at Notre Dame*        | L    | 62-72  |
| 1/31  | Georgetown*           | LOT  | 80-87  |
| 2/4   | at Rutgers*           | LOT  | 70-72  |
| 2/7   | at Georgetown*        | L    | 64-80  |
| 2/11  | Boston College*       | LOT  | 72-74  |

|      |                 |   |       |
|------|-----------------|---|-------|
| 2/14 | Syracuse*       | L | 74-91 |
| 2/18 | at Connecticut* | L | 63-76 |
| 2/21 | at Providence*  | L | 57-70 |
| 2/24 | Seton Hall*     | L | 66-76 |
| 3/2  | at Villanova*   | W | 59-56 |
| 3/6  | West Virginia*  | L | 53-58 |

|   |           |
|---|-----------|
| Season Totals:                              | 2149-2067 |
| * Big East Game                             |           |
| ^ Las Vegas Tournament (Coral Gables, Fla.) |           |
| ^^ Las Vegas Tournament (Las Vegas, Nev.)   |           |
| + Orange Bowl Classic                       |           |

## 2004-05

RECORD: 16-13

(7-9 ACC)

INAUGURAL ACC SEASON

NIT

FRANK HAITH, HEAD COACH

|       |                          |     |       |
|-------|--------------------------|-----|-------|
| 11/20 | Wofford                  | W   | 67-64 |
| 11/23 | South Carolina State     | L   | 50-60 |
| 11/27 | vs. Xavier+              | LOT | 70-83 |
| 11/29 | Florida Atlantic         | W   | 84-68 |
| 12/4  | at Florida               | W   | 72-65 |
| 12/7  | at Florida International | W   | 80-67 |
| 12/12 | Massachusetts            | W   | 80-53 |
| 12/18 | Stetson                  | W   | 81-50 |
| 12/23 | Tennessee Tech           | W   | 69-57 |
| 12/30 | Appalachian State        | W   | 80-63 |
| 1/2   | Norfolk State            | W   | 76-58 |
| 1/6   | at Georgia Tech*         | L   | 69-80 |
| 1/9   | NC State*                | W   | 67-66 |
| 1/12  | at Virginia*             | W   | 91-80 |
| 1/15  | Florida State*           | W   | 64-63 |
| 1/19  | Duke*                    | L   | 83-92 |
| 1/22  | at North Carolina*       | L   | 67-87 |
| 1/26  | Clemson*                 | W   | 69-65 |
| 1/29  | at Wake Forest*          | L   | 82-94 |
| 2/2   | Virginia Tech*           | L   | 63-73 |
| 2/5   | Maryland*                | WOT | 75-73 |
| 2/12  | at Clemson*              | W   | 83-77 |
| 2/15  | Wake Forest*             | L   | 63-68 |
| 2/19  | at Virginia Tech*        | L   | 58-71 |
| 2/22  | at Florida State*        | W   | 65-49 |
| 2/26  | Georgia Tech*            | L   | 72-76 |
| 3/3   | at Duke*                 | L   | 59-83 |
| 3/10  | vs. Virginia^            | L   | 65-66 |
| 3/15  | at South Carolina#       | L   | 67-69 |

|   |           |
|---|-----------|
| Season Totals                             | 2071-2020 |
| * ACC Game                                |           |
| + MetroPCS Orange Bowl Basketball Classic |           |
| ^ ACC Tournament (Washington, D.C.)       |           |
| # National Invitation Tournament          |           |

# 2005-06

|   |                      |      |           |  |
|---|----------------------|------|-----------|--|
| RECORD: 18-16                             |                      |      |           |  |
| (7-9 ACC)                                 |                      |      |           |  |
| NIT                                       |                      |      |           |  |
| FRANK HAITH, HEAD COACH                   |                      |      |           |  |
| 11/13                                     | vs. Texas-Arlington! | W    | 76-65     |  |
| 11/14                                     | vs. Air Force!       | L    | 53-57     |  |
| 11/15                                     | vs. Wisc.-Green Bay! | W    | 80-54     |  |
| 11/19                                     | Morgan State         | W    | 83-51     |  |
| 11/22                                     | North Carolina A&T   | W    | 87-62     |  |
| 11/27                                     | at Temple            | L    | 56-73     |  |
| 11/29                                     | at Michigan\$        | L    | 53-74     |  |
| 12/03                                     | Birmingham-Southern  | W    | 82-55     |  |
| 12/10                                     | Wofford              | W    | 71-40     |  |
| 12/18                                     | at NC State*         | L    | 69-81     |  |
| 12/22                                     | Florida              | L    | 67-77     |  |
| 12/27                                     | Stetson              | W    | 65-56     |  |
| 12/31                                     | vs. Louisville+      | L    | 43-58     |  |
| 01/02                                     | Sacred Heart         | W    | 63-57     |  |
| 01/07                                     | Maryland*            | W    | 84-70     |  |
| 01/14                                     | at North Carolina*   | W    | 81-70     |  |
| 01/18                                     | Clemson*             | W    | 62-38     |  |
| 01/21                                     | Boston College*      | L    | 61-65     |  |
| 01/24                                     | at Virginia*         | L    | 51-71     |  |
| 01/29                                     | at Florida State*    | WOT  | 84-78     |  |
| 01/31                                     | Wake Forest*         | W    | 78-69     |  |
| 02/04                                     | at Georgia Tech*     | W    | 70-53     |  |
| 02/08                                     | NC State*            | L2OT | 77-86     |  |
| 02/12                                     | North Carolina*      | L    | 70-80     |  |
| 02/16                                     | at Boston College*   | L    | 54-65     |  |
| 02/19                                     | at Duke*             | L    | 71-92     |  |
| 02/22                                     | Virginia Tech*       | W    | 70-59     |  |
| 03/01                                     | at Maryland*         | L    | 61-65     |  |
| 03/05                                     | Florida State*       | L    | 64-67     |  |
| 03/09                                     | vs. Clemson^         | W    | 66-63     |  |
| 03/10                                     | vs. Duke^            | L    | 76-80     |  |
| 03/15                                     | Oklahoma State#      | W    | 62-59     |  |
| 03/20                                     | at Creighton#        | W    | 53-52     |  |
| 03/22                                     | at Michigan#         | L    | 65-71     |  |
| Season Totals                             |                      |      | 2308-2213 |  |
| * ACC Game                                |                      |      |           |  |
| ! BCA Classic (Seattle, Wash.)            |                      |      |           |  |
| \$ ACC/Big Ten Challenge                  |                      |      |           |  |
| + MetroPCS Orange Bowl Basketball Classic |                      |      |           |  |
| ^ ACC Tournament (Greensboro, N.C.)       |                      |      |           |  |
| # National Invitational Tournament        |                      |      |           |  |

# 2006-07


|   |                       |     |           |  |
|---|-----------------------|-----|-----------|--|
| RECORD: 12-20                               |                       |     |           |  |
| (4-12 ACC)                                  |                       |     |           |  |
| FRANK HAITH, HEAD COACH                     |                       |     |           |  |
| 11/11                                       | Florida International | W   | 73-50     |  |
| 11/14                                       | Alcorn State          | W   | 96-57     |  |
| 11/17                                       | at Evansville!        | W   | 74-69     |  |
| 11/18                                       | vs. Buffalo!          | L   | 57-60     |  |
| 11/19                                       | vs. Cleveland State!  | L   | 67-78     |  |
| 11/25                                       | Lafayette             | W   | 98-66     |  |
| 11/28                                       | at Northwestern#      | L   | 59-61     |  |
| 12/03                                       | Georgia Tech*         | W   | 90-82     |  |
| 12/09                                       | Lehigh                | W   | 79-58     |  |
| 12/11                                       | Mississippi State     | L   | 52-70     |  |
| 12/16                                       | Stetson               | W   | 89-64     |  |
| 12/20                                       | Binghamton            | L   | 74-79     |  |
| 12/23                                       | at Louisville         | L   | 59-82     |  |
| 12/30                                       | vs. Nebraska+         | L   | 67-82     |  |
| 1/2   | at Massachusetts      | W   | 72-71     |  |
| 1/6   | Wake Forest*          | L   | 58-59     |  |
| 1/10  | at Maryland*          | W   | 63-58     |  |
| 1/14  | Duke*                 | L   | 63-85     |  |
| 1/16  | at Boston College*    | L   | 63-82     |  |
| 1/20  | at Florida State*     | L   | 67-86     |  |
| 1/23  | Virginia Tech*        | L   | 85-92     |  |
| 1/31  | at North Carolina*    | L   | 64-105    |  |
| 2/3   | at Virginia*          | L   | 70-81     |  |
| 2/7   | Boston College*       | L   | 68-75     |  |
| 2/10  | NC State*             | W   | 80-65     |  |
| 2/17  | at Wake Forest*       | L   | 69-74     |  |
| 2/21  | Virginia*             | W   | 68-60     |  |
| 2/24  | at Virginia Tech*     | L   | 57-73     |  |
| 2/28  | at Clemson*           | LOT | 70-74     |  |
| 3/3   | Florida State*        | LOT | 90-98     |  |
| 3/8   | vs. Maryland^         | W   | 67-62     |  |
| 3/9   | vs. Boston College^   | LOT | 71-74     |  |
| Season Totals                               |                       |     | 2279-2332 |  |
| * ACC Game                                  |                       |     |           |  |
| ! American Youth Classic (Evansville, Ill.) |                       |     |           |  |
| # ACC/Big Ten Challenge                     |                       |     |           |  |
| + Orange Bowl Classic (Miami, Fla.)         |                       |     |           |  |
| ^ ACC Tournament (Tampa, Fla.)              |                       |     |           |  |

# 2007-08

|  |                          |     |           |  |
|--|--------------------------|-----|-----------|--|
| RECORD: 23-11                                  |                          |     |           |  |
| (8-8 ACC)                                      |                          |     |           |  |
| NCAA TOURNAMENT                                |                          |     |           |  |
| FRANK HAITH, HEAD COACH                        |                          |     |           |  |
| 11/9   | Florida Southern         | W   | 104-61    |  |
| 11/15  | vs. Marist!              | W   | 85-61     |  |
| 11/16  | vs. Va. Commonwealth!    | W   | 69-63     |  |
| 11/18  | vs. Providence!          | W   | 64-58     |  |
| 11/24  | Morgan State             | W   | 55-51     |  |
| 11/28  | Alabama State            | W   | 83-74     |  |
| 12/2   | St. John's               | W   | 66-47     |  |
| 12/8   | at Fla. International    | W   | 67-53     |  |
| 12/13  | at Mississippi State     | W   | 64-58     |  |
| 12/17  | Stetson                  | W   | 89-53     |  |
| 12/20  | North Florida            | W   | 85-63     |  |
| 12/23  | North Carolina A&T       | W   | 95-64     |  |
| 12/29  | vs. Winthrop+            | L   | 70-76     |  |
| 1/2  | Penn                     | W   | 88-62     |  |
| 1/12   | Georgia Tech*            | W   | 78-68     |  |
| 1/15   | at Boston College*       | L   | 66-76     |  |
| 1/19   | at NC State*             | LOT | 77-79     |  |
| 1/23   | North Carolina*          | L   | 82-98     |  |
| 1/27   | Clemson*                 | W   | 75-72     |  |
| 1/29   | at Wake Forest*          | L   | 68-70     |  |
| 2/2  | at Duke*                 | L   | 73-88     |  |
| 2/6  | Florida State*           | L   | 55-62     |  |
| 2/9  | at Virginia Tech*        | W   | 74-71     |  |
| 2/17   | at Georgia Tech*         | W   | 64-63     |  |
| 2/20   | Duke*                    | W   | 96-95     |  |
| 2/23   | Maryland*                | W   | 78-63     |  |
| 2/27   | at Clemson*              | L   | 69-79     |  |
| 3/1  | Virginia*                | W   | 95-93     |  |
| 3/5  | Boston College*          | W   | 74-61     |  |
| 3/8  | at Florida State*        | LOT | 72-75     |  |
| 3/13   | vs. NC State^            | W   | 63-50     |  |
| 3/14   | vs. Virginia Tech^       | L   | 49-63     |  |
| 3/21   | vs. St. Mary's (Calif.)# | W   | 78-64     |  |
| 3/23   | vs. Texas#               | L   | 72-75     |  |
| Season Totals                                  |                          |     | 2542-2309 |  |
| * ACC Game                                     |                          |     |           |  |
| ! Puerto Rico Tip-Off Classic (San Juan, P.R.) |                          |     |           |  |
| + MetroPCS Orange Bowl Basketball Classic      |                          |     |           |  |
| ^ ACC Tournament (Charlotte, N.C.)             |                          |     |           |  |
| # NCAA Tournament (Little Rock, Ark.)          |                          |     |           |  |

# 2008-09

|                                      |                        |     |           |  |
|--------------------------------------|------------------------|-----|-----------|--|
| RECORD: 19-13                        |                        |     |           |  |
| (7-9 ACC)                            |                        |     |           |  |
| NIT                                  |                        |     |           |  |
| FRANK HAITH, HEAD COACH              |                        |     |           |  |
| 11/15                                | Florida Southern       | W   | 96-60     |  |
| 11/21                                | vs. Southern Miss!     | W   | 70-60     |  |
| 11/23                                | vs. UConn!             | L   | 63-76     |  |
| 11/24                                | vs. San Diego!         | W   | 80-45     |  |
| 11/29                                | Stetson                | W   | 79-65     |  |
| 12/2                                 | Ohio State\$           | L   | 68-73     |  |
| 12/6                                 | at Kentucky            | W   | 73-67     |  |
| 12/12                                | Fla. International     | W   | 76-50     |  |
| 12/14                                | Robert Morris          | W   | 70-62     |  |
| 12/21                                | Clemson*               | L   | 72-91     |  |
| 12/27                                | at St. John's          | W   | 70-56     |  |
| 12/31                                | North Florida          | W   | 94-41     |  |
| 1/3                                  | North Carolina Central | W   | 76-42     |  |
| 1/5                                  | Florida Atlantic       | W   | 85-69     |  |
| 1/10                                 | at Boston College*     | W   | 77-71     |  |
| 1/14                                 | Maryland*              | W   | 62-60     |  |
| 1/17                                 | at North Carolina*     | L   | 65-82     |  |
| 1/21                                 | Florida State*         | W   | 75-69     |  |
| 1/25                                 | Virginia Tech*         | LOT | 83-88     |  |
| 1/27                                 | at NC State*           | LOT | 81-84     |  |
| 1/31                                 | at Maryland*           | L   | 68-73     |  |
| 2/4                                  | Wake Forest*           | W   | 79-52     |  |
| 2/7                                  | at Duke*               | LOT | 75-78     |  |
| 2/15                                 | North Carolina*        | L   | 65-69     |  |
| 2/18                                 | at Florida State*      | L   | 67-80     |  |
| 2/21                                 | Boston College*        | W   | 69-58     |  |
| 2/26                                 | at Virginia*           | W   | 62-55     |  |
| 3/4                                  | at Georgia Tech*       | L   | 68-78     |  |
| 3/7                                  | NC State*              | W   | 72-64     |  |
| 3/12                                 | vs. Virginia Tech^     | L   | 47-65     |  |
| 3/18                                 | at Providence#         | W   | 78-66     |  |
| 3/20                                 | at Florida#            | L   | 60-74     |  |
| Season Totals                        |                        |     | 2325-2123 |  |
| * ACC Game                           |                        |     |           |  |
| ! Paradise Jam (U.S. Virgin Islands) |                        |     |           |  |
| \$ ACC/Big Ten Challenge             |                        |     |           |  |
| ^ ACC Tournament (Atlanta, Ga.)      |                        |     |           |  |
| # National Invitation Tournament     |                        |     |           |  |





MEDIA

# MIAMI SPORTS MEDIA RELATIONS

The University of Miami Sports Media Relations Office coordinates all of the media relations activities of each of UM's 18 varsity sports.



## MARGARET BELCH

Assistant Sports Information Director  
Men's Basketball | Men's Tennis  
mbelch@miami.edu | (305) 284-3241

Margaret Belch enters her fourth year as an Assistant Sports Information Director for the University of Miami and her third season coordinating all media relations activities for the men's basketball program.

The 2008-09 University of Miami men's basketball media guide earned Best Cover honors from CoSIDA (College Sports Information Directors of America), while the media guide placed third in the district.

Prior to joining UM's staff, Belch spent three years as an athletic media relations coordinator at Florida International University, handling all public relations for the men's soccer, women's basketball and men's & women's track & field programs. Additionally, she oversaw the production of the department's media guides and supervised all athletic media relations student assistants.

After graduating with honors from the University of Miami in 1998 with a dual degree in public relations and psychology, Belch served as an assistant sports information director and director of publications for George Mason University in her hometown of Fairfax, Va. She has also worked as the official statistician for the NCAA Women's Volleyball Final Four and was the media coordinator for the inaugural NCAA East Regional Track & Field Championships in 2003.

Belch initially worked with Miami's sports media staff as a student intern during the 1997-98 academic year.

An active member of CoSIDA, Belch was a member of the publications contest committee for four years and served as a vice chair for two.



## BRYAN HARVEY

Assistant Sports Information Director  
Men's Basketball (Secondary) | Volleyball | Women's Tennis | Swimming & Diving | Rowing  
bharvey@miami.edu | (305) 284-3249

Bryan Harvey is in his second year at UM and serves as the primary contact for several UM teams, while assisting with men's basketball.

A native of Winston-Salem, N.C., Harvey spent three years as the Director of Sports Information at Bethune-Cookman where he was the contact for all 17 sports, in addition to

maintaining the day-to-day operations of the Media Relations Office and serving as Licensing and Vending Coordinator. Prior to that, he was an Assistant Sports Information Director at Hampton University for three years.

A 2001 graduate of North Carolina Central University, Harvey earned a degree in English with a concentration in Media Communications. He is an active member of CoSIDA and BCSIDA (Black College Sports Information Directors of America).



## MARK PRAY

Assistant Athletic Director  
for Communications  
mpray@miami.edu | (305) 284-3244

Mark Pray is in his ninth year as Assistant Athletic Director for Communications at the University of Miami. Pray oversees the athletic department's sports media relations efforts, as well as serving as the primary liaison with the department's broadcasting partners.

Pray came to Miami in 2001, after serving four years as the Director of Media Relations for the WNBA and most recently as Director of Communications Projects for the NBA. In 1988, Pray was named the first Director of Media Relations for the Miami Heat—a position he held until being promoted to Vice President for Communications in 1995. In his capacity as V.P. for Communications, Pray oversaw the Heat's media & community relations and broadcasting departments.

Pray earned an undergraduate degree in journalism from Kansas State and a master's degree in sports administration from Ohio University.

## MAILING ADDRESS

University of Miami  
5821 San Amaro Drive  
Coral Gables, FL 33146

PHONE: (305) 284-3244  
FAX: (305) 284-2807

## MIAMI BASKETBALL ONLINE

Official Miami Website [www.hurricanesports.com](http://www.hurricanesports.com)  
Atlantic Coast Conference [www.theacc.com](http://www.theacc.com)  
NCAA Statistics [www.NCAA.com](http://www.NCAA.com)

The University of Miami Sports Media Relations Office is located alongside the Hecht Athletic Center.

## MIAMI SPORTS MEDIA RELATIONS STAFF



## ROB DUNNING

Assistant Sports Information Director  
rdunning@miami.edu  
Football (Secondary) | Baseball



## KERWIN LONZO

Associate Sports Information Director  
klonzo@miami.edu  
Football | Golf



## ETTA SCHALLER

Publications Coordinator  
eschaller@miami.edu



## SCOTT ZAVITZ

Associate Sports Information Director  
szavitz@miami.edu

Women's Basketball | Soccer | Track & Field | Cross Country



# COVERING THE 'CANES

## ACC MEDIA SERVICES

The official Atlantic Coast Conference website can be accessed by visiting [www.theacc.com](http://www.theacc.com). Basketball information is updated daily with standings, statistics, game previews, notes and other relevant information. Links to each ACC school's athletic department home page are also located on the site. TheACC.com is also the site for the instant replay of the head coaches teleconference every Monday afternoon during the season.

## ACC COACHES TELECONFERENCE

The 12 ACC basketball coaches will be featured on nine Monday teleconferences during the 2009-10 season. The season's first teleconference will take place on Monday, January 4, and continue through Monday, March 8. Each coach will have 10 minutes to make an opening statement and answer questions. Please contact Miami Assistant SID Margaret Belch for the media call-in number. There will be an instant replay of each teleconference on TheACC.com each Monday afternoon.

## ACC TELECONFERENCE SCHEDULE

|                                 |            |                               |                   |
|---------------------------------|------------|-------------------------------|-------------------|
| Al Skinner, Boston College      | 10:30 a.m. | <b>FRANK HAITH, MIAMI</b>     | <b>11:30 A.M.</b> |
| Oliver Purnell, Clemson         | 10:40 a.m. | Roy Williams, North Carolina  | 11:40 a.m.        |
| Mike Krzyzewski, Duke           | 10:50 a.m. | Sidney Lowe, NC State         | 11:50 a.m.        |
| Leonard Hamilton, Florida State | 11 a.m.    | Tony Bennett, Virginia        | Noon              |
| Paul Hewitt, Georgia Tech       | 11:10 a.m. | Seth Greenberg, Virginia Tech | 12:10 p.m.        |
| Gary Williams, Maryland         | 11:20 a.m. | Dino Gaudio, Wake Forest      | 12:20 p.m.        |

## ACC MEN'S BASKETBALL SIDS

|                |  |
|----------------|--|
| ACC            | Brian Morrison   <a href="mailto:bmorrison@theacc.org">bmorrison@theacc.org</a>              |
| Boston College | Dick Kelley   <a href="mailto:kellyri@bc.edu">kellyri@bc.edu</a>                             |
| Clemson        | Philip Sikes   <a href="mailto:philips@clemson.edu">philips@clemson.edu</a>                  |
| Duke           | Matt Plizga   <a href="mailto:plizga@duke.edu">plizga@duke.edu</a>                           |
| Florida State  | Chuck Walsh   <a href="mailto:cwalsh@fsu.edu">cwalsh@fsu.edu</a>                             |
| Georgia Tech   | Mike Stamus   <a href="mailto:mstamus@athletics.gatech.edu">mstamus@athletics.gatech.edu</a> |
| Maryland       | Doug Dull   <a href="mailto:ddull@umd.edu">ddull@umd.edu</a>                                 |
| <b>MIAMI</b>   | <b>MARGARET BELCH   <a href="mailto:MBELCH@MIAMI.EDU">MBELCH@MIAMI.EDU</a></b>               |
| North Carolina | Steve Kirschner   <a href="mailto:stevekirschner@unc.edu">stevekirschner@unc.edu</a>         |
| NC State       | Brian Reinhardt   <a href="mailto:brian_reinhardt@ncsu.edu">brian_reinhardt@ncsu.edu</a>     |
| Virginia       | Rich Murray   <a href="mailto:rmurray@virginia.edu">rmurray@virginia.edu</a>                 |
| Virginia Tech  | Bill Dyer   <a href="mailto:wdyer@vt.edu">wdyer@vt.edu</a>                                   |
| Wake Forest    | Scott Wortman   <a href="mailto:wortmasm@wfu.edu">wortmasm@wfu.edu</a>                       |

COACH HAITH AND JOSH DARROW



DWAYNE COLLINS AND  
JOE ZAGACKI



## HURRICANE SPORTS NETWORK

The University of Miami has teamed with Sports Talk Radio, WQAM (560 AM) to form the Hurricane Sports Network.



Joe Zagacki

Miami's radio broadcast team is headed by the "Voice of the Hurricanes" Joe Zagacki. Zagacki, who returned in 1999 for his second stint as a member of the Hurricanes' broadcast team, enters his seventh season as the play-by-play voice. Prior to taking over the play-by-play duties, Zagacki served as analyst for Hurricane games from 1999-2002.



Josh Darrow

Zagacki brings a wealth of experience to the Hurricanes broadcasts, having been part of the South Florida market for 25 years and at WQAM for the past 14 years. Zagacki also handles play-by-play duties for Miami football and baseball games.

The second member of the Hurricanes' broadcast team is Josh Darrow who enters his eighth season as color analyst. Darrow has been with WQAM since 1995 and currently serves as the program director.

## SPANISH RADIO

Several University of Miami men's basketball games will be broadcast in Spanish during the season on 1450AM ESPN Deportes. Tony Menendez will handle play-by-play duties, Joe Martinez will provide color analysis and Lorenzo Berry will handle pre- and postgame duties.

## STUDENT RADIO

WVUM (90.5 FM), the University of Miami student radio station which can be heard throughout Miami-Dade County, will also carry many of the home basketball games this season.

## HURRICANE HOTLINE

WQAM will also serve as the home for Hurricane Hotline, a two-hour call-in radio show broadcast every week during the season featuring Coach Frank Haith and his guests. Joe Zagacki will serve as the host of the program, which airs from 7-9 p.m.

## HURRICANE GAMEDAY WITH FRANK HAITH

Comcast Sports South (CSS) will carry Hurricane Gameday with Frank Haith, a weekly half-hour show that airs from late December through March. Joe Zagacki will serve as host of the show, featuring Miami head coach Frank Haith, highlights from the previous week, a preview of upcoming games and player interviews, as well as other stories regarding Miami basketball.

# COVERING THE 'CANES

## MEDIA POLICIES

University of Miami head men's basketball coach Frank Haith and players are available for interviews with accredited members of the media throughout the season. All interview requests should be made at least one day in advance and must be made through Miami's Sports Media Relations Office and Assistant Sports Information Director Margaret Belch (mbelch@miami.edu/(305) 284-3241). No player and/or coach interviews will be granted on gamedays until the conclusion of the event.

## COVERING PRACTICE

All practices are closed. Under certain circumstances, accredited media will be permitted to attend practice for a specified period of time, however this must be approved and scheduled through Miami's Sports Media Relations Office and Assistant Sports Information Director Margaret Belch (mbelch@miami.edu/(305) 284-3241).

## HURRICANESPORTS.COM

Hurricanesports.com is the official website for up-to-date information about all University of Miami athletic teams. A member of CBS College Sports, Hurricanesports.com includes All-Access audio and video clips, photo galleries and Game Tracker (live statistics), as well as updated schedules, profiles and statistics. Game notes will also be available online prior to each Miami men's basketball game.

## PRESS RELEASES

The University of Miami Sports Media Relations Office regularly sends out updated press releases regarding the UM men's basketball program via e-mail. Accredited members of the media may be added to the distribution list by contacting Assistant Sports Information Director Margaret Belch (mbelch@miami.edu/(305) 284-3241).

## GAMEDAY SERVICES

The University of Miami Sports Media Relations Office will provide game notes, current statistics and game programs prior to the start of each men's basketball game in the media workroom on the southwest side of the BankUnited Center. First-half statistics and play-by-play analysis will be




available during halftime, and final statistics and complete play-by-play analysis will be distributed following the conclusion of the game.

## POST-GAME PRESS CONFERENCE

Head coach Frank Haith and select players will be available for post-game interviews near the media workroom following a brief "cooling off" period after the conclusion of each home game. Coaches and players from opposing teams will be available for post-game interviews as well. Please coordinate any post-game needs and interview requests with University of Miami Sports Media Relations personnel. Miami's locker room is closed to media at all times.





## CREDENTIALS

Credentials for all UM men's basketball games are approved for working media only. Requests should be made at least one week in advance and directed to Assistant Sports Information Director Margaret Belch ([mbelch@miami.edu](mailto:mbelch@miami.edu)/(305) 284-3241). The University of Miami Sports Media Relations Office reserves the right to refuse any credential request due to space limitations or those deemed not to be in the best interest of the University.



## PARKING

Media parking for all home games is available free of charge on the FIFTH FLOOR of the Ponce de Leon Parking Garage located on the corner of Dickinson Drive and Ponce de Leon Boulevard.

## MEDIA ACCOMMODATIONS

Media for all home games will be seated behind the basket in the southwest section of the BankUnited Center. The media workroom will be open prior to the start of each game, at halftime and following the conclusion of the game. Wireless access is available throughout the BankUnited Center, while there is a limited number of ethernet ports in the media workroom. To order a reserved phone line in the media workroom, contact Valeria Henderson with Global Spectrum at (305) 284-8244.

## RADIO INFORMATION

Seating for radio broadcasts is available alongside the court at the BankUnited Center. One complimentary phone line will be provided for all visiting radio networks, generally on press row next to the visiting team's bench. All additional phone and ISDN lines must be ordered in advance through Valeria Henderson with Global Spectrum at (305) 284-8244.

## PHOTOGRAPHERS/VIDEOGRAPHERS

NCAA rules limit the shooting access areas to behind the baselines only and require that all photographers and camera operators remain seated. There is a dotted line on the court indicating where media must stay behind for the safety of the media, student-athletes and officials. No photographers/videographers will be permitted to shoot along the sideline or bench areas.

# MIAMI MEDIA OUTLETS

## LOCAL NEWSPAPERS

**Boca Raton News**  
1141 S. Rogers Circle  
Suite 7  
Boca Raton, FL 33487  
(561) 893-6628  
(561) 893-6677 fax

**Diario Las Americas**  
2900 NW 39 Street  
Miami, FL 33142  
(305) 633-3341  
(305) 635-7668 fax

**El Nuevo Herald**  
One Herald Plaza  
Miami, FL 33132  
(305) 376-3549  
(305) 376-2234 fax

**Miami Herald**  
One Herald Plaza  
Miami, FL 33132  
(305) 376-2387  
(305) 376-2295 fax

**Miami Times**  
900 NW 54 St.  
Miami, FL 33127  
(305) 694-6214  
(305) 758-3617 fax

**Palm Beach Post**  
2751 S. Dixie Hwy  
W. Palm Beach, FL 33405  
(561) 820-4440  
(561) 820-4481 fax

**South Dade News Leader**  
P.O. Box 900340  
Homestead, FL 33090  
(305) 245-2311  
(305) 248-0596 fax

**Sun-Sentinel**  
200 East Las Olas Blvd.  
Ft. Lauderdale, FL 33301  
(954) 356-4635  
(954) 356-4566 fax

## STATE NEWSPAPERS

**Bradenton Herald**  
102 Manatee Avenue  
W. Bradenton, FL 34205  
(941) 748-0411  
(941) 745-7097 fax

**Daytona Beach News-Journal**  
P.O. Box 2831  
Daytona Beach, FL 32120  
(386) 252-1511  
(386) 253-8433 fax

**Florida Times Union**  
P.O. Box 1949  
Jacksonville, FL 32231  
(904) 359-4246  
(904) 359-4147 fax

**Florida Today/USA Today**  
P.O. Box 419000  
Melbourne, FL 32941  
(800) 633-8449  
(321) 242-6620 fax

**Fort Myers News-Press**  
2442 Dr. Martin Luther  
King, Jr. Blvd.  
Fort Myers, FL 33901  
(239) 335-0200  
(239) 334-0708 fax

**Gainesville Sun**  
P.O. Box 147147  
Gainesville, FL 32614  
(352) 374-5055  
(352) 338-3131 fax

**Lakeland Ledger**  
P.O. Box 408  
Lakeland, FL 33802  
(863) 802-7551  
(863) 802-7812 fax

**Naples Daily News**  
1075 Central Ave  
Naples, FL 34102  
(239) 263-4790  
(239) 263-4816 fax

**Orlando Sentinel**  
633 N. Orange Avenue  
Orlando, FL 32801  
(407) 420-5668  
(407) 420-5069 fax

**Sarasota Herald Tribune**  
P.O. Box 1719  
Sarasota, FL 34230  
(813) 259-8148  
(813) 259-7676 fax

**St. Pete Times**  
P.O. Box 1121  
St. Petersburg, FL 33731  
727-893-8123  
727-893-8782 fax

**Stuart News**  
P.O. Box 9009  
Stuart, FL 34995  
772-221-4233  
722-221-4246 fax

**Tallahassee Democrat**  
277 N. Magnolia Drive  
Tallahassee, FL 32301  
(850) 599-2167  
(850) 599-2301 fax

**Tampa Tribune**  
P.O. Box 191  
Tampa, FL 33601  
813-259-7655  
813-259-7676 fax

## MIAMI TELEVISION

**WFOR Channel 4 (CBS)**  
8900 NW 18 Terrace  
Miami, FL 33172  
(305) 639-4516  
(305) 639-4688 fax

**WPLG Channel 10 (ABC)**  
3900 Biscayne Blvd.  
Miami, FL 33137  
(305) 325-2485  
(305) 325-2480 fax

**WSVN Channel 7 (FOX)**  
1401 79 St. Causeway  
Miami, FL 33141  
(305) 795-2719  
(305) 795-2746 fax

**WTVJ Channel 6 (NBC)**  
15000 SW 27 St.  
Miramar, FL 33027  
(954) 622-6350  
(954) 622-6107 fax

**WLTW Channel 23 (Univision)**  
9405 NW 41 St.  
Miami, FL 33178  
(305) 471-4362  
(305) 471-4236 fax

**WSCV Channel 51 (Telemundo)**  
15000 SW 27 St.  
Miramar, FL 33027  
305-884-0101  
305-889-7697 fax

## PALM BEACH TELEVISION

**WPTV Channel 5 (NBC)**  
1100 Banyon Blvd.  
W. Palm Beach, FL 33401  
(561) 655-5455  
(561) 653-5719 fax

**WPEC Channel 12 (CBS)**  
1100 Fairfield Drive  
W. Palm Beach, FL 33407  
(561) 881-0737  
(561) 881-0731 fax

## REGIONAL TELEVISION

**FOX Sports Net Florida**  
1550 Sawgrass Corporate  
Parkway, Suite 350  
Sunrise, FL 33323  
(954) 845-9994  
(954) 845-0620 fax

**Sun Sports**  
North 390 Orange Ave.  
Suite 1075  
Orlando, FL 32801  
(407) 648-1150  
(407) 245-2571 fax

## LOCAL RADIO

**WQAM (560 AM)**  
194 NW 187th Street  
Miami, FL 33169  
(305) 653-6796  
(305) 650-0181 fax

**The Ticket (790 AM)**  
20450 NW 2nd Ave  
Miami, FL 33169  
(954) 989-3335  
(954) 521-1416 fax

**WAQI (710 AM)**  
800 Douglas Road  
Suite 111, Annex Bldg.  
Coral Gables, FL 33134  
(305) 447-1140  
(305) 642-7676 fax

**WINZ (940 AM)**  
7601 Riviera Blvd.  
Miramar, FL 33023  
(954) 862-2000  
(954) 862-4013 fax

**WIOD (610 AM)**  
7601 Riviera Blvd.  
Miramar, FL 33023  
(954) 862-2000  
(954) 862-4013 fax

**WMBM (1490 AM)**  
13242 NW 7th Ave  
Miami, FL 33168  
(305) 769-1100  
(305) 769-9975 fax

**WQBA (1140 AM)**  
800 S. Douglas Road  
Suite 111, Annex Bldg.  
Coral Gables, FL 33134  
(305) 447-1140  
(305) 441-2454 fax

**WSCV/WSBR (740 AM)**  
6699 N. Federal Hwy  
Boca Raton, FL 33487  
(561) 997-0074  
(561) 997-0476 fax

**WSUA (1260 AM)**  
2100 Coral Way  
Suite 200  
Miami, FL 33145  
(305) 285-1260  
(305) 858-5907 fax

## WIRE SERVICES

**Associated Press**  
9100 NW 36 St.  
Suite 104  
Miami, FL 33178  
(305) 594-5825  
(305) 594-9265 fax

**Reuters**  
777 Brickell Ave.  
Suite 700  
Miami, FL 33131  
(305) 374-5013  
(305) 358-6317 fax

## NATIONAL MEDIA

**CBS Sportsline.com**  
2200 W. Cypress Creek Rd.  
Ft. Lauderdale, FL 33309  
(954) 351-2120  
(954) 489-4191 fax

**ESPN**  
ESPN Plaza  
Bristol, CT 06010  
(860) 766-2000  
(860) 766-2422 fax

**ESPN The Magazine**  
19 East 34th Street  
New York, NY 10016  
(212) 515-1008  
(212) 515-1290 fax

**The Sporting News**  
10176 Corporate Square  
Dr., Suite 200  
St. Louis, MO 63132  
(314) 993-7711  
(314) 997-0765 fax

**Sports Illustrated**  
135 West 50th Street  
New York, NY 10020  
(212) 522-8473  
(212) 522-0747 fax

## UM RELATED MEDIA

**CaneSport**  
2525 Embassy Drive  
South, Suite 7  
Cooper City, FL 33026  
(954) 432-3211  
(954) 432-5504 fax

**Canes Time Magazine**  
Citadel Publishing  
P.O. Box 284  
Chagrin Falls, OH 44022  
(924) 321-1770

**Accord Productions**  
2140 South Dixie Highway  
Suite 301  
Miami, Florida 33133  
(305) 856-1245  
(305) 856-9101 fax

**The Miami Hurricane**  
University Center  
P.O. Box 248132  
Coral Gables, FL 33124  
(305) 284-2016  
(305) 284-4404 fax

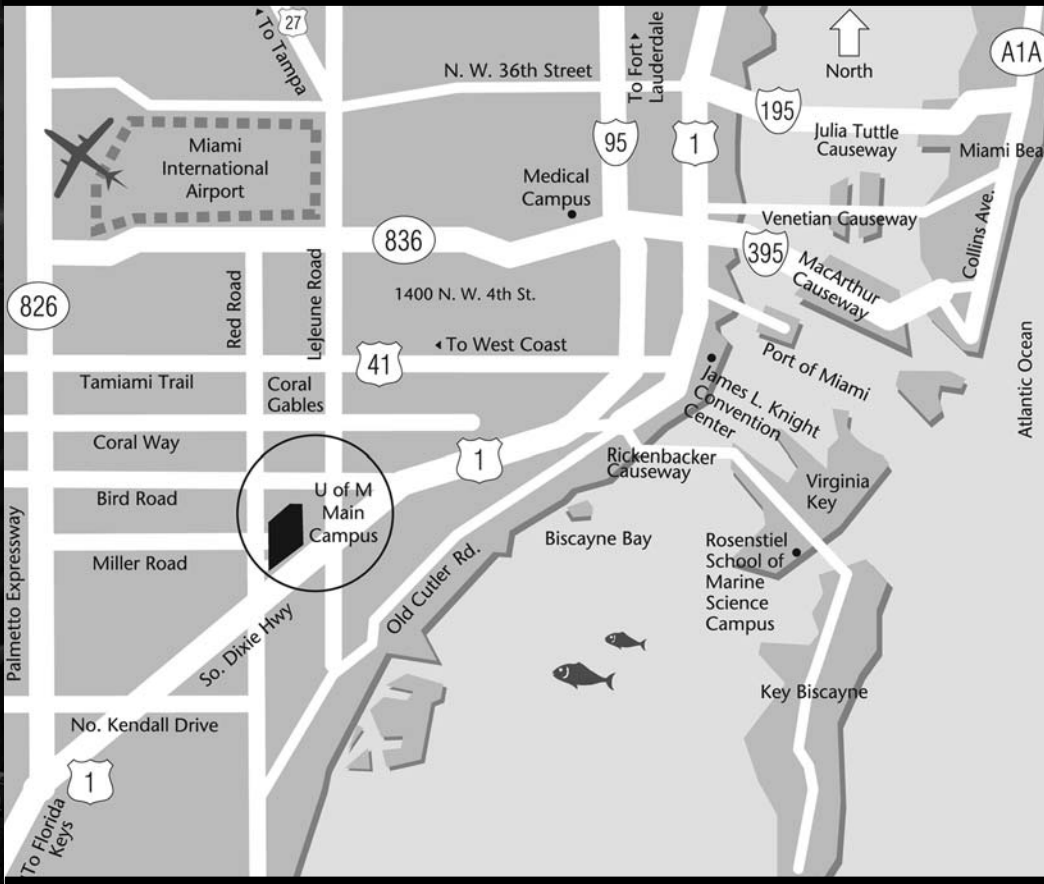
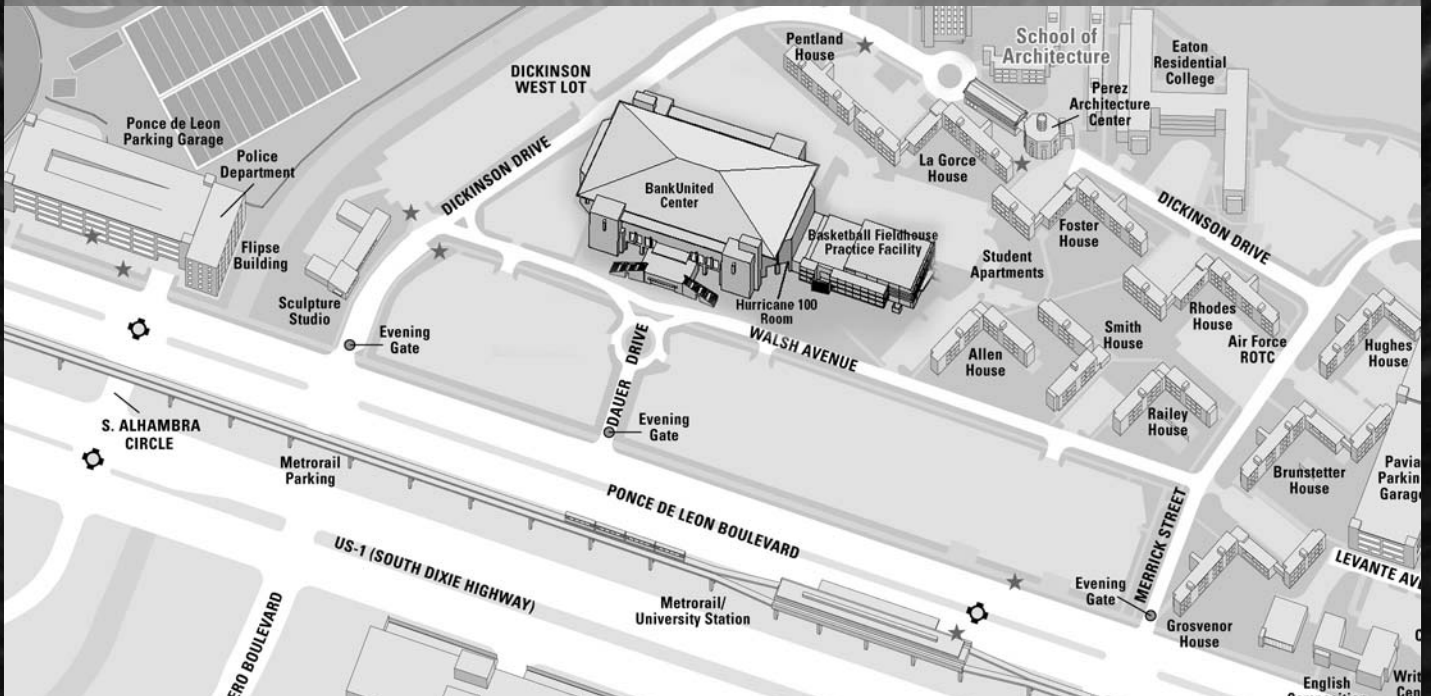
**The Ibis Yearbook**  
University Center  
P.O. Box 248132  
Coral Gables, FL 33124  
(305) 284-6385  
(305) 284-4404 fax

**UMTV**  
Cable Studio Building  
P.O. Box 248127  
Coral Gables, FL 33124  
(305) 284-8688  
(305) 284-5226 fax

**WVUM**  
1306 Stanford Dr.  
(UC 110)  
P.O. Box 248191  
Coral Gables, FL 33124  
(305) 284-3131  
(305) 284-3132 fax



# WELCOME TO MIAMI



## FROM NORTH & THE CITY

Take I-95 south until it becomes US 1. Continue south on US 1 to SW 57 Ave. (Red Rd.). Turn right onto SW 57 Ave. Make another immediate right turn onto Ponce de Leon Blvd. Turn left onto Dickinson Drive. The BankUnited Center will be on your right.

## FROM WEST & ROUTE 826 EAST (Palmetto Expressway)

Take Rt. 826 and exit at Miller Rd. (S.W. 56 St.). Turn east (left if traveling from the north and right if traveling from the south) and continue until the road dead ends at the University and San Amaro Drive. Turn right onto San Amaro Drive. Continue on San Amaro Drive until you reach Ponce de Leon Boulevard. Make a left onto Ponce de Leon Boulevard and then another left onto Dickinson Drive. The BankUnited Center will be on your right.

## FROM MIAMI AIRPORT


Take Exit marked Coral Gables and LeJeune Rd. Go south on LeJeune Rd. until it intersects Ponce de Leon Blvd. and turn right. Proceed 1.5 miles and turn right onto Dickinson Drive. The BankUnited Center will be on your right.




**1** Durand **SCOTT**  
G | 6-3 | 195 | Fr.  
New York, N.Y.




**3** Malcolm **GRANT**  
G | 6-1 | 191 | So.-R  
Brooklyn, N.Y.




**11** Ryan **QUIGTAR**  
G | 5-11 | 172 | So.  
Skyway, Wash.




**12** Antoine **ALLEN**  
G | 6-1 | 184 | Fr.  
Baltimore, Md.



**20** Cyrus **McGOWAN**  
F | 6-9 | 237 | Sr.  
Brooksville, Miss.



**21** Dwayne **COLLINS**  
F | 6-8 | 241 | Sr.  
Miami, Fla.




**22** Donnavan **KIRK**  
F | 6-9 | 220 | Fr.  
Pontiac, Mich.




**23** James **DEWS**  
G | 6-4 | 213 | Sr.  
Cincinnati, Ohio




**25** Garrius **ADAMS**  
G | 6-6 | 193 | Fr.  
Apex, N.C.



**30** Adrian **THOMAS**  
F | 6-7 | 229 | Sr.  
Pembroke Pines, Fla.



**31** DeQuan **JONES**  
F | 6-6 | 219 | So.  
Stone Mountain, Ga.



**42** Reggie **JOHNSON**  
C | 6-10 | 295 | Fr.-R  
Winston-Salem, N.C.



**45** Julian **GAMBLE**  
C | 6-9 | 255 | So.  
Durham, N.C.



Frank **HAITH**  
Head Coach  
Sixth Season

## TV/RADIO SPOT CHART