



# GEORGE WASHINGTON

## 2016-17 MEN'S BASKETBALL NOTES

### GAME 13 George Washington (8-4) at Miami (8-2)

THURSDAY, DECEMBER 22, 2016, 7 P.M. | WATSCO CENTER | CORAL GABLES, FLA.

TV: ACC NETWORK EXTRA | RADIO: 1500 AM, TUNEIN | LIVE STATS: HURRICANESPORTS.COM

## 2016-17 SCHEDULE

### NOVEMBER

SAT 5	BOWIE STATE (Exh) (RHLive)	W, 86-80
FRI 11	MDES (RHLive)	W, 75-71
TUE 15	SIENA (RHLive)	W, 77-75
THU 17	ARKANSAS-PINE BLUFF (RHLive)	W, 61-41
Mon 21	vs. Georgia (Kansas City)^	L, 81-73
Tue 22	vs. UAB (Kansas City)^	L, 81-74
SAT 26	PENN STATE (RHLive)	L, 74-68
Tue 29	at Harvard	W, 77-74

### DECEMBER

SAT 3	USF (RHLive)	W, 68-67
Sun 4	vs. Florida State (BB&T) (CBSSN)	L, 67-48
Wed 7	at Temple (CBSSN)	W, 66-63
SAT 10	HOWARD (RHLive)	W, 79-62
THU 15	UCF (RHLive)	W, 74-59
Thu 22	at Miami (ACC Network Extra)	7:00
Fri 30	at Saint Joseph's* (CSN+)	7:00

### JANUARY

THU 5	DAVIDSON* (ESPN)	7:00
SUN 8	RICHMOND* (NBCSN)	NOON
Wed 11	at VCU* (ESPN2)	6:00
Sun 15	at La Salle* (NBCSN)	4:30
WED 18	DUQUESNE* (RHLive)	7:00
Wed 25	at George Mason* (ASN)	7:00
SAT 28	SAINT LOUIS* (ASN)	4:00
Tue 31	at Rhode Island* (CBSSN)	7:00

### FEBRUARY

Sat 4	at Richmond* (NBCSN)	2:30
WED 8	VCU* (CBSSN)	9:00
SAT 11	ST. BONAVENTURE* (NBCSN)	4:30
Wed 15	at Davidson* (ASN)	7:00
Sun 19	at Duquesne* (NBCSN)	Noon
THU 23	MASSACHUSETTS* (ASN)	7:00
SUN 26	GEORGE MASON* (Facebook Live)	2:00

### MARCH

Wed 1	at Fordham* (A-10 Network)	7:00
SAT 4	DAYTON* (CBSSN)	8:00

### 2017 Atlantic 10 Championship

Wed 8	Opening Round (ASN)	TBA
Thu 9	Second Round (NBCSN)	TBA
Fri 10	Quarterfinals (NBCSN)	TBA
Sat 11	Semifinals (CBSSN)	TBA
Sun 12	Title Game (CBS)	TBA

ALL TIMES LOCAL | \* - Atlantic 10 Conference game  
^ - CBE Classic (Sprint Center, Kansas City)  
RHLive - GWsports.com's RaiseHigh Live Stream  
ASN - American Sports Network

### ATHLETICS COMMUNICATIONS

Men's Basketball Contact: Justin Moore  
Email: JustinMoore@gwu.edu  
Office Phone: (202) 994-8604  
Press Row Phone: (202) 994-1776  
Mailing Address: 600 22nd Street NW  
Washington, DC 20052  
Athletics Website: www.GWsports.com  
Twitter: @GW\_MBB, #RaiseHigh

## GW CLOSES NON-CONFERENCE PLAY AT MIAMI

**TIPPING OFF:** The GW men's basketball team closes non-conference play with a trip south to Miami, where it will try for its fourth-straight win and sixth in the last seven games. The Colonials are 2-0 on the road thus far, with victories at Harvard (Nov. 29) and Temple (Dec. 7).

**LAST TIME OUT:** Jordan Roland poured in a career-high 27 points - a season-high output for any Colonial in the scoring column - as GW defeated UCF 74-59 last Thursday. Roland connected on 9-of-13 from the field, including 5-of-9 from 3-point range, while scoring 22 in the second half. Tyler Cavanaugh joined Roland in double figures with 19 points and GW recorded 15 assists against a season-low six turnovers.

**ABOUT MIAMI:** The Hurricanes have won four straight and are 8-2 overall, with their two losses coming to Iowa State and Florida at the AdvoCare Invitational in Orlando last month. A group of five returnees is led by junior guard Ja'Quan Newton, who is averaging 14.8 points per game with a team-high 41 assists. The Hurricanes, who are 5-0 at home, also welcomed in four freshmen who comprise a consensus top-15 recruiting class.

**SERIES HISTORY:** The Colonials lead the series, 3-0. GW first defeated Miami, 83-81, at its former Fort Myer home in Arlington, Va., in Feb. 1971. GW Athletic Hall of Famers Walt Szczerbiak (20p/10r) and Mike Battle (17p/10r) provided double-doubles while Ronnie Nunn had a game-high 21 points. The Colonials then cruised to a 78-64 victory over the Hurricanes to win the 1991 Palm Beach Classic. Tournament MVP Dirkk Surles scored a then-career-high 29 points, while All-Tourney selection Sonni Holland added 21. In the most recent meeting, GW took a 71-63 overtime victory in the 2013 Wooden Legacy in Fullerton, Calif. Five Colonials scored in double figures, led by Nemanja Mikić's 16.

**OVER THE LAST THREE:** In its three-game winning streak, GW is shooting .448 from the field, .459 from 3-point territory and averaging 17.7 assists per game. Cavanaugh and Roland have provided the bulk of the scoring, with each averaging 17.3 points per game, while shooting at a high clip from long range. Cavanaugh has hit 7-of-12 (.583) and Roland 10-of-18 (.556), while Jaren Sina has connected on 9-of-20 (.450).

**NOTABLE:** The Colonials are 5-0 with the starting lineup of Sina, Roland, Cavanaugh, Arnaldo Toro and Collin Smith ... GW has outrebounded its opponent in nine of 12 games ... since 2013-14, GW is 20-12 against teams from the AAC, ACC, Big 12, Big East, Big Ten, Pac 12 and SEC ... Cavanaugh paces GW in scoring (16.9 ppg) and has scored in double figures in 49 of 50 games as a Colonial.



**Coach:** Maurice Joseph  
**Record at GW:** 8-4  
**Year at GW:** 6th (1st as HC)  
**Career record:** Same

### 3-0 vs. Miami

H: 1-0 A: 1-0 N: 1-0

### Series History

11/28/13 ... W ..73-61 (OT)  
12/29/91 ... W ..... 78-64#  
2/11/71 ... W ..... 83-81  
# - Palm Beach Classic



**Coach:** Jim Larranaga  
**Record at MIAMI:** 126-59  
**Year at MIAMI:** 6th  
**Career record:** 596-393

## GW PROBABLE STARTERS

(based on previous game)

NO.	NAME	YR.	POS.	HT.	WT.	PPG	RPG	NOTE
11	Arnaldo Toro	Fr.	F	6-8	245	6.1	6.3	11.6 rebounds/40 minutes
14	Jordan Roland	So.	G	6-1	171	7.6	2.4	17.3 ppg over last three games
15	Collin Smith	Fr.	C	6-10	240	7.7	6.2	22 points, GW 3-pointer vs. USF
23	Jaren Sina	r-Jr.	G	6-2	187	10.3	2.9	Career-high 20 points vs. Howard
34	Tyler Cavanaugh	Gs	F	6-9	243	17.1	7.6	Four double-doubles this year

## RESERVES

3	Jair Bolden	Fr.	G	6-4	205	2.2	1.0	Led Westtown HS to state title
4	Justin Williams	Fr.	G	6-4	215	0.5	1.5	Scored 24 ppg as a senior
5	Adam Mitola	Fr.	G	6-2	205	1.0	0.7	Younger brother of Alex Mitola
10	Patrick Steeves	Gs	G/F	6-8	232	4.0	2.6	Missed last 5 games w/ knee injury
12	Yuta Watanabe	Jr.	G	6-9	197	13.4	5.2	Missed last 7 games w/ calf injury
30	Matt Hart	r-Sr.	G	6-1	182	5.8	1.9	Shooting .394 (13-33) from 3PT
33	Collin Goss	So.	F	6-11	227	2.1	1.4	Career-high 5 points vs. Harvard
40	Kevin Marfo	Fr.	F	6-8	245	3.8	3.2	18 points, 9 boards vs. FSU



## 2016-17 GEORGE WASHINGTON MEN'S BASKETBALL ROSTER

NO.	NAME	HT.	WT.	POS.	YR.	HOMETOWN/HIGH SCHOOL/PREVIOUS SCHOOL
3	Jair Bolden [ <i>ji-ear</i> ]	6-4	205	G	FR	Brooklyn, NY/Westtown School (PA)
4	Justin Williams	6-4	215	G	FR	Glen Burnie, MD/Annapolis Area Christian
5	Adam Mitola [ <i>muh-toe-la</i> ]	6-2	205	G	FR	Florham Park, NJ/Gill St. Bernard's
10	Patrick Steeves	6-8	232	G/F	GS	Montreal, Quebec/Hotchkiss School/Harvard
11	Arnaldo Toro	6-8	245	F	FR	Hormigueros, Puerto Rico/St. Benedict's Prep (NJ)
12	Yuta Watanabe [ <i>you-tuh wah-tuh-nah-bay</i> ]	6-9	196	G	JR	Kagawa, Japan/St. Thomas More School (CT)
14	Jordan Roland	6-1	171	G	SO	Syracuse, NY/Westhill
15	Collin Smith	6-10	240	C	FR	Jacksonville, FL/The Bolles School
23	Jaren Sina [ <i>see-na</i> ]	6-2	187	G	R-JR	Lake Hopatcong, NJ/Gill St. Bernard's/Seton Hall
30	Matt Hart	6-1	182	G	R-SR	Orchard Park, NY/Canisius H.S./Hamilton
33	Collin Goss	6-11	227	F	SO	Manassas, VA/St. Stephens & St. Agnes
34	Tyler Cavanaugh	6-9	243	F	GS	Syracuse, NY/Jamesville-DeWitt/Wake Forest
40	Kevin Marfo	6-8	245	F	FR	Bergenfield, NJ/Worcester Academy (MA)

### GW QUICK FACTS

#### General Information

Location . . . . . Washington, D.C.  
 Foggy Bottom neighborhood, 4 blocks west of White House  
 Founded . . . . . 1821  
 Enrollment . . . . . 26,000  
 Nickname . . . . . Colonials  
 Colors . . . . . Buff & Blue  
 Conference . . . . . Atlantic 10  
 Home Court . . . . . Charles E. Smith Center  
 Press Row Phone . . . . . 202-994-1776  
 Director of Athletics . . . . . Patrick Nero

#### All-Time Records

First Year of Men's Basketball . . . . . 1906-07  
 Overall All-Time Record . . . . . 1,325-1,117 (103rd season)  
 Overall A-10 Record . . . . . 312-312 (40th season)  
 A-10 Championship Record . . . . . 25-36 (38 app.)  
 NCAA Tournament Record . . . . . 4-11 (11 app.)  
 Postseason NIT Record . . . . . 6-5 (6 app.)

#### Coaching Staff

Interim Head Coach . . . . . Maurice Joseph (Vermont '09)  
 Associate HC . . . . . Hajji Turner (Louisville '02)  
 Assistant Coach . . . . . Carmen Maciariello (Siena '01)  
 Assistant Coach . . . . . Chris Holm (Vermont '07)  
 Director of Operations . . . . . Victoria Sun (Syracuse '97)  
 Director of Player Development . . . . . Joe McDonald (GW '16)

#### Team Information

2015-16 Overall Record . . . . . 28-10  
 2015-16 A-10 Finish . . . . . 11-7/5th  
 2015-16 Postseason . . . . . NIT Champions  
 Lettermen Returning/Lost . . . . . 5/7  
 Starters Returning/Lost . . . . . 2/3  
 Newcomers . . . . . 7

**HELPING HAND:** Over the last three games GW is averaging 17.7 assists. Just three days after GW recorded a season-high 18 assists at Temple, the Colonials eclipsed that mark with 20 against Howard. Most recently, GW had 15 vs. UCF. Sina (14) and Cavanaugh (13) are leading the way.

**COMING THROUGH IN CRUNCH TIME:** GW is 5-0 in games decided by five points or less, and has won two with a bucket in the final 10 seconds. In addition to Cavanaugh's game-winner with 8.2 seconds left at Temple, Collin Smith erased a two-point deficit with a three-pointer with 3.5 seconds left that gave the Colonials a 68-67 win over USF on Dec. 3.

**GOOD ON THE GLASS:** GW has made a habit of outrebounding its opponents, finishing with a positive margin on the glass in nine of 12 games. For the year, the Colonials have a +7.2 margin which stands as the second best in the Atlantic 10 and ranks 31st nationally. GW is also second in the league in offensive rebounds (13.0/game), second in defensive rebound percentage (.749) and third in offensive rebound percentage (.354).

**AT THE CHARITY STRIPE:** No team in the Atlantic 10 has knocked down more freebies per game than GW, which has connected on 215 (17.9/game) this season. That number also ranks 28th nationally. The Colonials have made more free throws than the opponent has attempted in six games and for the season, have 215 makes to opponents' 184 attempts. Spearheading that effort has been Jaren Sina, who is 30-of-32 (.938).

**INJURY BUG:** Second-leading scorer Yuta Watanabe has missed the last seven games due to a calf injury ... Patrick Steeves missed the last five due to a knee injury.

**SHOTS FIRED:** The Colonials are averaging 13.0 rebounds on the offensive end to help outscore opponents 168-101 (+5.6) in second-chance points.

**MONUMENTAL HOME COURT ADVANTAGE:** The Colonials had won 27 straight at home overall against non-conference competition before a loss to Penn State on 11/26. Prior to that, the last loss came at the hands of K-State on Dec. 8, 2012. GW is 48-7 at home overall since 2013-14.

**ON THE LOOKOUT:** Cavanaugh is one of 50 players on the preseason watch list for the Lute Olson Award, which is presented annually to the nation's top Division I player who has played at least two seasons. Past recipients include Denzel Valentine of Michigan State, Doug McDermott of Creighton, Shane Larkin of Miami and Kemba Walker of Connecticut.

**CARDS WE'RE DEALT:** GW has a pair of returning starters in Cavanaugh and Yuta Watanabe, and five total letterwinners from last season's NIT championship team. The Colonials also welcome seven newcomers along with redshirt junior Jaren Sina, who sat out a year ago after transferring from Seton Hall. GW will have to replace three starters in swingman Patricio Garino, forward Kevin Larsen and guard Joe McDonald, who were all lost to graduation.



**GW'S RECORD IN 2016-17...**

CATEGORY	2016-17
When leading at halftime	7-2
When trailing at halftime	1-2
When tied at halftime	0-0
In November	4-3
In December	4-1
In January	0-0
In February	0-0
In March	0-0
On Sunday	0-1
On Monday	0-1
On Tuesday	2-1
On Wednesday	1-0
On Thursday	2-0
On Friday	1-0
On Saturday	2-1
When GW shoots below 35%	0-1
When GW shoots between 35-40%	2-1
When GW shoots between 40-45%	4-2
When GW shoots between 45-50%	2-0
When GW shoots between 50-55%	0-0
When GW shoots between 55-60%	0-0
When GW shoots over 60%	0-0
When GW scores fewer than 60 points	0-1
When GW scores 60-69 points	3-1
When GW scores 70-79 points	5-2
When GW scores 80-89 points	0-0
When GW scores 90+ points	0-0
When GW holds opponent under 60 points	2-0
When GW allows 60+ points	6-4
In games decided by five points or less	5-0
In overtime	0-0
When outrebounding an opponent	7-2
When outrebounded by an opponent	1-2
When rebounds are equal	0-0
When leading with 5:00 left in second half	7-0
When trailing with 5:00 left in second half	1-4
When tied with 5:00 left in second half	0-0
vs. Non-Conference Opponents	7-4
vs. MEAC (Maryland-Eastern Shore, Howard)	2-0
vs. MAAC (Siena)	1-0
vs. SWAC (Arkansas-Pine Bluff)	1-0
vs. SEC (Georgia)	0-1
vs. CUSA (UAB)	0-1
vs. Big Ten (Penn State)	0-1
vs. Ivy League (Harvard)	1-0
vs. American Athletic (USF, Temple, UCF)	3-0
vs. Atlantic Coast (FSU)	0-1
At Charles E. Smith Center	6-1
On the road	2-0
At neutral site	0-3
Wearing White uniforms:	6-2
Wearing Blue uniforms:	1-2
Wearing Buff uniforms:	0-0
Wearing Gray uniforms:	1-0
vs. Top 25 ranked teams	0-0
as a Top 25 ranked team	0-0
vs. teams with winning records	4-3
vs. .500 teams	2-1
vs. teams with losing records	2-0
When GW is coming off a win	5-2
When GW is coming off a loss	2-2
Longest GW win streak	3
Longest GW losing streak	3
Largest lead	27, 2nd half 7:42 vs. Arkansas-Pine Bluff
Largest deficit	35, 2nd half 7:24 vs. Florida State

**CLUTCH PERFORMERS:** The Colonials have to replace 60 percent of their scoring from last season with Garino (14.1 ppg), Larsen (12.3 ppg), McDonald (8.8 ppg) and Alex Mitola (5.3 ppg) representing the majority of scoring lost. Garino was also the team's top 3-point shooter (.430), Larsen the top rebounder (8.3 rpg) and McDonald the leader in assists (110). Those three combined to start 383 games in their careers.

**TRUST IN TRANSFERS:** Though GW loses the aforementioned experience, it gains two key players in Sina, who is eligible after sitting out last season following his transfer from Seton Hall, and Patrick Steeves, who can play right away after graduating and transferring from Harvard. Sina was a Big East All-Rookie Team selection and started 42 games for Seton Hall, while Steeves averaged 9.1 points off the bench for Harvard last season, shooting .458 from 3-point. Steeves has two years of eligibility at GW after being limited to one playing year at Harvard due to injuries.

**THE CHOSEN ONE:** Watanabe will look to have a breakout season after being a full-time starter as a sophomore, when he averaged 8.4 points and 4.0 rebounds while leading the team with 40 blocks. The native of Kagawa, Japan, starred for the Colonials in their foreign tour of his home country in August, as GW went 4-0 with three wins over the Japanese National Team and one over the Ryukyu Golden Kings of the country's pro basketball league. Watanabe averaged 14.5 points and 7.5 rebounds, while shooting .513 from the floor and .462 from 3-point range.

**SETTING THE STANDARD:** Beyond Cavanaugh and Watanabe, the Colonials return three more letterwinners in redshirt senior guard Matt Hart and the sophomore tandem of guard Jordan Roland and forward Collin Goss. Of the three, Hart saw the most playing time last year with 8.8 minutes per game, and the long-range specialist connected on .421 of his 3-point attempts to go along with a .885 clip at the free throw line.

**YOUNG GUNS:** Eight players have made their GW debuts this season. In addition to transfers Steeves and Sina, six prep players joined the program in guards Jair Bolden (Brooklyn, NY/Westtown School (PA)), Adam Mitola (Florham Park, NJ/Gill St. Bernard's) and Justin Williams (Glen Burnie, MD/Annapolis Area Christian); forwards Kevin Marfo (Bergenfield, NJ/Worcester Academy (MA)) and Arnaldo Toro (Hormigueros, Puerto Rico/St. Benedict's Prep); and center Collin Smith (Jacksonville, FL/The Bolles School). Bolden, Smith and Toro all helped lead their teams to state championships as seniors. Additionally, Toro's St. Benedict's Prep squad finished with a 35-2 record, an appearance in the Dick's High School Nationals quarterfinals and a No. 12 final ranking in the USA Today Sports Super 25.

**POSTSEASON PROWESS:** GW has made three straight postseason appearances, having earned an at-large bid to the 2014 NCAA Tournament, appearing in the event for the 11th time in program history and first time since 2007; reaching the NIT in 2015 and recording its first-ever win in that tournament, a 60-54 triumph over Pittsburgh; and winning the NIT this past season.

**INTERNATIONAL ROOTS:** The Colonials have three players with international playing experience. Watanabe is a member of the Japan National Team, having played in Olympic qualifying games this past summer. Sina played for the Kosovo National Team this summer as well in that country's quest to qualify for the 2017 FIBA European Championship. Steeves and

**TALE OF THE TAPE**



GW	CATEGORY	MIAMI
8-4	Record	✓ 8-2
70.0	PPG	✓ 74.4
67.9	PPG Allowed	✓ 57.2
+2.1	Scoring Margin	✓ +17.2
.405	FG%	✓ .468
.419	FG% Defense	✓ .359
.342	3FG%	✓ .347
.365	3FG% Defense	✓ .274
.731	FT%	✓ .748
17.9 ✓	FT Made/Game	✓ 15.4
39.9	RPG	✓ 41.4
+7.2	Rebound Margin	✓ +9.1
12.7 ✓	APG	✓ 12.1
14.6	TO PG	✓ 13.8
-3.1	TO Margin	✓ -0.7
3.5	BPG	✓ 4.3
5.7	SPG	✓ 7.5
W3	Streak	✓ W4

**DOUBLING DOWN**

PLAYER	'16-17	'15-16	'14-15	'13-14	'12-13	Career
<b>DOUBLE-DOUBLES</b>						
Tyler Cavanaugh	4	11	-	0	0	15
Yuta Watanabe	1	0	0	-	-	1
<b>20-POINT GAMES</b>						
Tyler Cavanaugh	4	10	-	1	0	15
Yuta Watanabe	1	1	-	-	-	2
Collin Smith	1	-	-	-	-	1
Jaren Sina	1	-	0	0	-	1
Jordan Roland	1	0	-	-	-	1
<b>DOUBLE-FIGURE SCORING GAMES</b>						
Tyler Cavanaugh	11	38	-	14	3	66
Matt Hart	1	3	-	24	19	47
Yuta Watanabe	4	12	9	-	-	25
Jaren Sina	5	-	6	7	-	18
Patrick Steeves	0	10	-	-	-	10
Jordan Roland	4	1	-	-	-	5
Collin Smith	4	-	-	-	-	4
Kevin Marfo	1	-	-	-	-	1
Arnaldo Toro	1	-	-	-	-	1
<b>DOUBLE-FIGURE REBOUNTING GAMES</b>						
Tyler Cavanaugh	4	11	-	0	0	15
Yuta Watanabe	1	0	-	-	-	1
Arnaldo Toro	1	-	-	-	-	1

Toro both have played for their youth national teams, with Steeves playing for the Canadian Cadet Men's National Team in 2012 at the FIBA U17 World Championships, and Toro representing Puerto Rico as the Youth National Team competed in the 17U World Cup in 2014.

**MOVING ON UP:** GW had a combined 74 wins in the past three seasons. That ranks as the most in a three-year span in the 102-year program history.

GW STARTERS BY GAME

UMES: Sina, Hart, Watanabe, Cavanaugh, Smith
Siena: Sina, Hart, Watanabe, Cavanaugh, Smith
UAPB: Sina, Hart, Watanabe, Cavanaugh, Smith
Georgia: Sina, Hart, Watanabe, Cavanaugh, Smith
UAB: Sina, Hart, Watanabe, Cavanaugh, Smith
Penn State: Sina, Hart, Steeves, Cavanaugh, Toro
Harvard: Sina, Roland, Cavanaugh, Toro, Smith
USF: Sina, Roland, Cavanaugh, Toro, Smith
FSU: Sina, Hart, Cavanaugh, Toro, Smith
Temple: Sina, Roland, Cavanaugh, Toro, Smith
Howard: Sina, Roland, Cavanaugh, Toro, Smith
UCF: Sina, Roland, Cavanaugh, Toro, Smith
Miami:
Saint Joseph's:
Davidson:
Richmond:
VCU:
La Salle:
Duquesne:
George Mason:
Saint Louis:
Rhode Island:
Richmond:
VCU:
St. Bonaventure:
Davidson:
Duquesne:
UMass:
George Mason:
Fordham:
Dayton:

GW RECORD BY STARTERS 2016-17

3-2: Sina, Hart, Watanabe, Cavanaugh, Smith
0-1: Sina, Hart, Steeves, Cavanaugh, Toro
5-0: Sina, Roland, Cavanaugh, Toro, Smith
0-1: Sina, Hart, Cavanaugh, Toro, Smith

SPECIALTY STATS (GW-OPP)

Table with columns: GAME, PIP, POT, SCP, FBP, BP. Rows include UMES, Siena, UAPB, Georgia, UAB, Penn State, Harvard, USF, FSU, Temple, Howard, UCF, Miami, Saint Joseph's, Davidson, Richmond, VCU, La Salle, Duquesne, George Mason, Saint Louis, Rhode Island, Richmond, VCU, St. Bonaventure, Davidson, Duquesne, UMass, George Mason, Fordham, Dayton, TOTALS, AVERAGE, MARGIN.

KEY: PIP - Points in Paint; POT - Points Off Turnovers; SCP - Second-Chance Points; FBP - Fast-break Points; BP - Bench Points

LAST MEETING - GW 71, MIAMI 63 -- OT (11/28/13)

FULLERTON, Calif. -- Sophomore Joe McDonald and graduate student Maurice Creek made clutch plays at the end of regulation and in over-time to help GW men's basketball to a 71-63 victory over Miami (Fla.) at Titan Gym.

McDonald's clutch driving layin with 4.9 seconds left tied the game at 59-59, then he buried a three and found senior Isaiah Armwood for a dunk as GW made 5-of-6 shots and outscored Miami, 12-4, during the extra stanza, propelling GW to its first 5-0 start to a season since winning eight straight to begin the banner 2005-06 campaign.

McDonald was one of five Colonials to reach double figures, finishing with 10 points and a game-high three steals. Senior Nemanja Mikic made four 3-pointers and led the team with 16 points. Creek added two key threes en route to 15 points, while Armwood posted his first double-double of the season and 11th of his career with 12 points and 11 rebounds with three blocks. Sophomore Kethan Savage chipped in with 11 points.

After holding a slim 27-26 advantage at half-time, GW opened the second half with a 16-5 surge over the opening 5:40 for its largest lead at 43-31. The margin remained 12 near the midway point before Miami chipped away behind Garius Adams and Rion Brown. The pair combined for 23 of their team's 33 second-half points as the Hurricanes managed to grab a 59-56 lead with 1:59 to play.

Creek came up with a big steal and made a back-end free throw to trim GW's deficit to 59-57 with 1:01 left, then the Colonials got a defensive stop to set up McDonald's equalizer. GW forced a hurried, errant three-point try by Miami at the buzzer to send the game into OT.

McDonald hit a three 36 seconds into overtime, then dished to Armwood for an uncontested slam 29 seconds later for a 64-59 lead. A pair of Brown free throws pulled the Hurricanes within 64-61, but Creek beat the shot-clock buzzer with a 25-foot triple before Savage punctuated the victory with a steal and transition dunk.

GW was outrebounded (37-32) for the first time this season, but committed just six turnovers in the game, including just two in the second half and overtime, en route to a 17-7 advantage in points off turnovers. After falling behind 16-6 early in points in the paint, the Colonials finished with a 24-22 edge in the category.

Official Basketball Box Score - Game Totals - Final Statistics. Miami 63 vs George Washington 71 on 11/28/13 at Titan Gym (Fullerton, Calif.). Includes player statistics and team totals for both teams.

LAST TIME OUT - GW 74, UCF 59 (12/15/16)

WASHINGTON -- Led by a career-high 27 points from Jordan Roland - a season high output for any Colonial in the scoring column - GW men's basketball easily dispatched the UCF Knights, 74-59, last Thursday at the Charles E. Center.

Roland stole the show on a night when the curiosity entering the game surrounded 7-foot-6 UCF sophomore Tacko Fall. GW's sophomore guard sunk 9-of-13 shots, including 5-of-9 from long range, in his career best showing. Twenty-two of Roland's 27 came in the second half when he hit 4-of-5 threes. As a team the Colonials canned 12 triples on 40 percent shooting from deep. In winning its third straight game and fifth in the last six contests, GW also remained perfect at 5-0 with the starting line-up of Jaren Sina, Roland, Arnaldo Toro, Tyler Cavanaugh and Coltin Smith.

Cavanaugh joined Roland in double-figures in scoring with his 19 points for the Colonials' cause, on the strength of a 6-of-13 shooting performance that featured two threes on four attempts from behind the arc. Cavanaugh also grabbed six boards and was one of four GW student-athletes with three assists, as the team enjoyed a 15:6 assist to turnover ratio.

UCF entered the game having limited opponents to an average of 55.3 points per game with the country's leading field goal percentage defense that held previous opponents to a .311 clip from the floor. The Colonials met that with their 74-point night, the most the Knights have allowed this season, while shooting .424 from the field in the game, but at a .542 rate (13-of-24) in the second half when GW's lead swelled to 25 at its largest.

Before Roland got hot in the second half, a balanced and ball-controlling GW offense got the Colonials out to a 30-22 halftime lead. Led by Arnaldo Toro's seven first half points, GW got five apiece from Cavanaugh, Smith, Roland and Sina - along with a Matt Hart three - in the opening stanza, while turning over the ball just once. The Colonials were also big on the boards before halftime, as seven offensive rebounds against UCF's one gave GW a 10-0 shutout in second chance points before the intermission.

Fall finished with 16 points, seven rebounds and four blocks for the visitors, who minus Fall's 7-of-10 shooting performance from point blank range, were held to 14-of-43 (.326) shooting. Matt Williams was the other Knight in double figures with 11, but those points came on 15 shots.

Official Basketball Box Score - Game Totals - Final Statistics. UCF vs George Washington on 12/15/16 7:00 p.m. at Charles E. Smith Center, Washington DC. Includes player statistics and team totals for both teams.



## A Winning Formula in Foggy Bottom...

► GW has found a winning formula in Foggy Bottom. In the past two-plus seasons, the Colonials have gone 58-27 and reached the postseason the last two years. In addition to the men's success, the women have gone 62-15 in that span, giving GW's basketball programs a combined 120-42 (.741) record over the last two-plus seasons with each making a pair of postseason appearances. The Colonials are the only D.C. Metro-area NCAA Division I program to have both it's men's and women's basketball teams win at least 20 games and advance to the postseason in 2014, 2015 and 2016.

GW'S ALL-TIME 20-WIN SEASONS	
2015-16	28-10 (NIT)
2005-06	27-3 (NCAA)
2013-14	24-9 (NCAA)
1997-98	24-9 (NCAA)
1954-55	24-6
2006-07	23-9 (NCAA)
1953-54	23-3 (NCAA)
2004-05	22-8 (NCAA)
2014-15	22-13 (NIT)
1995-96	21-8 (NCAA)
1992-93	21-9 (NCAA Sweet 16)
1946-47	21-7
1998-99	20-9 (NCAA)
1975-76	20-7

MOST NON-CONFERENCE WINS IN GW PROGRAM HISTORY*	
1954-55	14
2013-14	12
2015-16	11
1992-93	11
1997-98	11
2014-15 (tie)	10

\*With conference affiliation. GW joined Atlantic 10 in 1976, played as independent with all non-conference games from 1970-76, was member of Southern Conference from 1941-69.

BEST SMITH CENTER RECORDS & SEASON RESULTS	
2005-06 - 15-0	27-3, NCAA
2013-14 - 14-1	24-9, NCAA
1998-99 - 12-0	20-9, NCAA
1995-96 - 11-0	21-8, NCAA
2006-07 - 12-1	23-9, NCAA
2014-15 - 12-2	22-13, NIT
1993-94 - 11-1	18-12, NCAA
2003-04 - 11-1	18-12, NIT
1990-91 - 11-2	19-12, NIT
1983-84 - 11-2	17-12
2015-16 - 16-3	28-10, NIT Champs
1997-98 - 10-2	24-9, NCAA

## Creating a #MonumentalHomeCourtAdvantage...

► GW is 48-7, including 6-1 this year, at home since 2013-14, its debut season on one of the nation's most unique courts which features images of The White House flanked by the United States Capitol and the Washington Monument. The Colonials had won 27 straight at home overall against non-conference competition before a loss to Penn State on 11/26. GW is located four blocks west of The White House, seven blocks from the National Mall, home of the Washington Monument, and sends countless students and graduates to work in the halls of the U.S. Capitol. The baseline hashtag #RaiseHigh comes from the GW Fight Song, and has taken on boundless meaning for students, alumni and fans rallying around George Washington University and GW Athletics. Not only a slogan, "Raise High" permeates all facets of life for Colonials past and present - those who strive for excellence in everything they do, who want to maximize their own potential as well as that of their team.



Joe McDonald, center, celebrates with fellow seniors Patricio Garino and Alex Mitola following GW's NIT championship in March

## NIT Champs...

► GW captured the NIT championship in March for its first-ever national postseason championship in basketball, defeating Hofstra, Monmouth, Florida, San Diego State and Valparaiso along the way. The Colonials were dominant once reaching Madison Square Garden, defeating San Diego State by 19 (65-46) and Valparaiso by 16 (76-60).

► The championship marked the culmination of the careers of Joe McDonald, Kevin Larsen and Patricio Garino, who led the Colonials to three postseason appearances, including the 2014 NCAA Tournament, and a 74-32 record (.698) over their final three seasons in Foggy Bottom. Each played a key role in the championship run, as they all averaged double-figure scoring and landed on the NIT All-Tournament Team.

► Tyler Cavanaugh played the starring role in the NIT, earning the Most Outstanding Player award after averaging 19.4 points, 9.0 rebounds and shooting .492 from the floor (31-63) and .500 from 3-point range (11-22).



**INTERIM HEAD COACH MAURICE JOSEPH**



The George Washington University announced on Sept. 27, 2016, that Maurice Joseph has been named Interim Head Coach of the men's basketball team.

"I am eager and well prepared to begin this journey with the 13 student-athletes in our locker room and the tight-knit group of coaches that I will rely upon heavily," said Joseph. "It is a distinct honor to have the opportunity to be a mentor to our team in this new role. I have the utmost confidence that I will validate the trust that Provost Maltzman and Patrick Nero have placed in me, and that we will deliver a product that makes our students, alumni and fans across the globe proud of GW Basketball and the university."

Joseph, who played collegiately at Michigan State under Hall of Fame Coach Tom Izzo before transferring to

Vermont where he served as a two-year captain, has been on the GW staff for five seasons, the last three of which saw the program advance to one NCAA Tournament and two NIT berths, including the 2016 NIT Championship.

"In his five years at GW, Maurice has shown himself to be selflessly dedicated to the success of our student-athletes and fully committed to our department and university," said Nero. "His leadership ability and basketball acumen will bring focus and stability to the talented team we have this year. Our team, basketball staff and athletic department are looking forward to working together for a successful season."

"MoJo emerged as the right individual for this interim position," said Maltzman. "He's a strong teacher and he has the full support of the university. MoJo will be an excellent mentor for the young men he will lead with his understanding of the ideals of what a student-athlete should be, and he will prioritize a united locker room to achieve the program's common goals."

An elite shooter in his playing days, Joseph has played a key role in the development of GW's perimeter players, notably Olympian and current NBA player Patricio Garino who earned All-Atlantic 10 honors in 2015-16 after averaging career bests in scoring (14.1 ppg) and three-point shooting (.430), leading the league in the latter category during the regular season.

"It brings me great excitement and pride to hear that Maurice Joseph will lead the George Washington program," said Izzo. "He entered Michigan State as an intelligent player with great people skills, and would quickly develop the discipline and toughness that will serve him well in his new role. There's not a doubt in my mind that he is incredibly well suited to lead the Colonials. I've loved watching him grow as a coach and I know his journey has positioned him for success. He understands how to tackle the adversity that comes with the coaching profession. Perhaps most importantly, he is great at building and maintaining relationships with players, administration, alumni and media. That's why I'm looking forward to watching the next step in his bright young coaching career."

A native of Montreal, Quebec, Joseph began his collegiate playing career at Michigan State in 2005 where he helped the Spartans make two NCAA Tournament appearances. He transferred to the University of Vermont in 2007 and led the Catamounts to 24 wins in 2009 and 25 wins in 2010, including an America East Championship and NCAA Tournament appearance. That season, Joseph was the team's second-leading scorer (13.9 ppg) while shooting a career-best .374 (77-206) from three-point range. He also ranked second in the America East in free throw percentage (.848) in 2009-10. Joseph also had a decorated prep career at Champlain-St. Lambert in Montreal, where as a senior in 2005, he was named Canada's National Player of the Year.

The older brother of former Syracuse standout and 2012 NBA draftee Kris Joseph, Maurice played professionally in Israel with Hapoel Afula, before dedicating himself to the coaching profession. Upon his arrival at GW, where he met his wife, Kristen, Joseph enrolled and earned a Master's degree in Education and Human Development.

Maurice and Kristen reside in Arlington, Va.

**ASSOCIATE HEAD COACH HAJJ TURNER**



Hajj Turner completed his fifth year as associate head coach for men's basketball at the George Washington University in 2015-16.

Turner has helped the Colonials to 74 wins the past three seasons, which is the most in a three-year stretch in school history. In 2015-16, GW won a school-record 28 games while capturing its first ever postseason title by winning the NIT.

The former Division I forward mentors the Colonials' post players and his tutelage was reflected in the growth of big men Isaiah Armwood and Kevin Larsen. Armwood earned Second Team All-Atlantic 10 and A-10 All-Defensive Team honors and Larsen was the Chris Daniels A-10 Most Improved Player during a 2013-14 season in which GW matched the second-most wins in

program history and earned a trip to the NCAA Tournament. Larsen also earned Second Team All-Atlantic 10 honors in 2014-15.

Prior to joining GW in 2011, Turner spent the previous six seasons at the University of Vermont, including the position of Associate Head Coach for the 2010-11 season. He joined the UVM staff in May of 2005.

A 2001 graduate and former team captain at Louisville, Turner spent the two seasons prior to going to Vermont at Maryland as the assistant director and men's basketball coordinator of the school's academic support and career development unit.

A native of Charlottesville, Va., Turner graduated as the top undergraduate student in Pan African Studies in 2001 and became only the second player in school history to pursue a master's degree while playing for Louisville (higher education and sports administration), graduating in the spring of 2002. He played for both Denny Crum and Rick Pitino during his five-year career, while earning All-Conference USA Academic Honor Roll honors in each of his five seasons. As a senior, he was voted co-captain by his teammates on Pitino's first Cardinal squad.

**ASSISTANT COACH CARMEN MACIARIELLO**



Carmen Maciariello completed his second season as an assistant coach for the George Washington men's basketball team in 2015-16.

This past season, GW won a school-record 28 games while capturing its first ever postseason title by winning the NIT. In Maciariello's two seasons at GW, the Colonials have won a total of 50 games and made back-to-back postseason appearances.

When arriving at GW, Maciariello brought six years of experience as an assistant coach and more than a decade of involvement in NCAA Division I basketball, most recently as an assistant on Joe Jones' coaching staff at Boston University from 2011-14. During his six seasons as an assistant at both BU and Fairfield, the teams posted combined records of 122-74 overall and 75-29 in

conference play. While at BU, he was instrumental in the development of nine all-conference and all-rookie team selections, including 2012 America East Player of the Year Darryl Partin.

Prior to his tenure at BU, Maciariello spent three seasons as an assistant on Ed Cooley's staff at Fairfield University. He helped the Stags to a 65-34 mark, 37-17 record in the Metro Atlantic Athletic Conference and two postseason appearances, including a school-record 25 wins, MAAC regular-season championship with a 15-3 conference mark and advancement to the NIT second round in 2010-11.

Maciariello concluded his four-year collegiate playing career at Siena in 2000-01, helping the Saints post a 20-win season and share of the MAAC regular-season title. He graduated cum laude with a bachelor's degree in marketing/management from Siena that spring. Before transferring to Siena, he spent three seasons at the University of New Hampshire where he served as team captain as a junior in 1998-99 and was the Wildcats' Defensive Player of the Year in 1998.

Following his collegiate career, Maciariello received Italian citizenship and played four professional seasons in Italy before returning to the U.S. to pursue teaching and coaching.

From 2006-07, Maciariello worked as a one-on-one aide for children with special needs in the North Colonie School District near his hometown of Clifton Park, N.Y. He then spent two years as vice president and head coach of the Albany City Rocks, a Nike-sponsored AAU travel team. The Albany Times Union's scholastic Player of the Year at Shenendehowa High School in 1996, Maciariello was inducted into the New York Capital District Basketball Hall of Fame in 2012.

**ASSISTANT COACH CHRIS HOLM**



Chris Holm, who starred on the men's basketball team at the University of Vermont before enjoying a successful eight-year professional playing career, is in his second season at George Washington, and first as an assistant coach.

Holm spent his first season as the assistant director of operations, assisting in all facets of the day-to-day operations of the basketball program. He also served as the team's video coordinator, spearheaded the program's community outreach and assisted with on-campus official visits.

At Vermont, Holm enjoyed his best collegiate season in 2006-07. That season, the 6-foot-10 Holm ranked second in the country with 12.2 rebounds per game and his 401 total boards stand as a single-season school record.

The Catamounts, who led the nation in rebounding that season, went 25-8 and advanced to the Postseason NIT as Holm also chipped in 10.6 points per game.

Following his collegiate playing career, Holm received a camp invite from the Charlotte Hornets before heading overseas to begin an eight-year professional career.





**#3 JAIR BOLDEN**  
**FR | Guard | 6-4**  
**Brooklyn, NY**  
**Westtown School (PA)**  
**Pre-Business**  
**Administration**

SEASON HIGH	JAIR BOLDEN'S
6 (2x)	Points
17 vs. Howard (12/10)	Minutes
7 vs. FSU (12/4)	FG Attempted
2 vs. USF (12/3)	3FG Made
4 (2x)	3FG Attempted
2 vs. MDES (11/11)	FT Made
2 (3x)	FT Attempted
3 vs. MDES (11/11)	Rebounds
3 (2x)	Assists
1 (3x)	Blocks
1 (2x)	Steals

**AS A FRESHMAN AT GW (2016-2017):** Registered three assists in 14 minutes vs. UCF (12/15) ... matched a season-high six points in 17 minutes vs. Howard (12/10), shooting 2-of-2 from behind the arc ... tallied a season-high six points with three assists against zero turnovers in 15 minutes vs. USF (12/3) ... registered four points, two rebounds, and one assist in 14 minutes vs. UAPB (11/17) ... made his GW debut vs. Maryland-Eastern Shore (11/11), coming off the bench to play six minutes with two points and two assists.

**HIGH SCHOOL:** Led Westtown to its first state championship in any sport as a senior when it won the Pennsylvania Independent Schools Athletics Association boys' basketball championship ... earned third team all-state honors as a senior despite playing through a shoulder injury all season ... a first team all-state selection as a junior... first team all-league in each of his three years at Westtown, while also leading the school to three league championships and three state championship game appearances ... named Athlete of the Year at Westtown as a junior and senior ... a 1,000-point scorer at Westtown ... spent his first year of high school at St. Anthony's in New Jersey before transferring to Westtown before his sophomore season.

**PERSONAL:** Parents are Lesley D'Almeida and Joel Bolden ... has a brother, Grey, and a sister, Kaya ... born in Silver Spring, Md., but raised in Brooklyn, N.Y. ... student body president as a senior at Westtown, while also winning "The Leadership Award" ... nickname is Jah ... intends to enroll in the School of Business.

### BOLDEN'S SEASON GAME-BY-GAME STATISTICS


Opponent	Date	gs	min	Total		3-Pointers		Free throws		Rebounds				pf	a	t/o	blk	stl	pts	avg
				fg-fga	pct	3fg-fga	pct	ft-fa	pct	off	def	tot	avg							
UMES	11/11/16	6		0-3	.000	0-3	.000	2-2	1.000	0	1	1	1.0	0	2	1	1	0	2	2.0
SIENA	11/15/16	10		0-2	.000	0-0	.000	0-0	.000	1	0	1	1.0	1	1	0	0	0	0	1.0
ARKANSAS-PINE BLUFF	11/17/16	14		1-2	.500	1-2	.500	1-2	.500	0	2	2	1.3	1	1	3	1	0	4	2.0
vs Georgia	11/21/16	4		0-0	.000	0-0	.000	0-0	.000	0	0	0	1.0	0	0	0	0	0	0	1.5
vs UAB	11/22/16	8		1-4	.250	1-3	.333	0-0	.000	0	0	0	0.8	1	0	2	0	0	3	1.8
PENN STATE	11/26/16	7		1-2	.500	0-0	.000	0-0	.000	1	0	1	0.8	0	0	1	0	0	2	1.8
at Harvard	11/29/16	8		0-1	.000	0-0	.000	0-0	.000	0	1	1	0.9	0	0	3	0	0	0	1.6
USF	12/03/16	15		2-5	.400	2-4	.500	0-0	.000	0	2	2	1.0	0	3	0	0	1	6	2.1
vs Florida State	12/04/16	13		1-7	.143	0-4	.000	0-0	.000	1	1	2	1.1	0	2	2	1	1	2	2.1
at Temple	12/07/16	3		0-0	.000	0-0	.000	0-0	.000	0	0	0	1.0	2	2	2	0	0	0	1.9
HOWARD	12/10/16	17		2-2	1.000	2-2	1.000	0-0	.000	1	1	2	1.1	4	2	2	0	0	6	2.3
UCF	12/15/16	14		0-4	.000	0-3	.000	1-2	.500	0	0	0	1.0	1	3	0	0	1	1	2.2
Totals		0	119	8-32	.250	6-21	.286	4-6	.667	4	8	12	1.0	10	16	16	3	3	26	2.2

Games played: 12  
 Minutes/game: 9.9  
 Points/game: 2.2  
 FG Pct: 25.0  
 3FG Pct: 28.6  
 FT Pct: 66.7

Rebounds/game: 1.0  
 Assists/game: 1.3  
 Turnovers/game: 1.3  
 Assist/turnover ratio: 1.0  
 Steals/game: 0.3  
 Blocks/game: 0.3

### BOLDEN'S CAREER STATISTICS

Season	gp-gs	min/avg	Total		3-Point		F-Throws		Rebounds				Scoring							
			fg-fga	pct	fg-fga	pct	ft-fa	pct	off	def	tot	avg	pf	fo	ast	to	blk	stl	pts	avg
2016-17	12-0	119/9.9	8-32	.250	6-21	.286	4-6	.667	4	8	12	1.0	10	0	16	16	3	3	26	2.2
TOTAL	12-0	119/9.9	8-32	.250	6-21	.286	4-6	.667	4	8	12	1.0	10	0	16	16	3	3	26	2.2



## #4 JUSTIN WILLIAMS

**FR | Guard | 6-4**  
**Glen Burnie, MD**  
**Annapolis Area Christian**  
**Mechanical Engineering**

SEASON HIGH	JUSTIN WILLIAMS'S
2 vs. FSU (12/4)	Points
10 vs. FSU (12/4)	Minutes
2 (2x)	FG Made
2 (2x)	FG Attempted
1 (2x)	3FG Made
1 (2x)	3FG Attempted
	FT Made
	FT Attempted
3 vs. FSU (12/4)	Rebounds
	Assists
1 vs. FSU (12/4)	Blocks
	Steals

**AS A FRESHMAN AT GW (2016-2017):** Registered three rebounds and two points in a season-high 10 minutes vs. FSU (12/4) ... made his GW debut vs. UAPB (11/17), coming off the bench to play seven minutes with two rebounds.

**HIGH SCHOOL:** Williams spent his last two prep seasons at AACCS, transferring from Mount St. Joseph's for his junior year ... scored over 1,100 points in his two years at AACCS, leading the team in scoring both seasons with 18 points per game as a junior and 24 as a senior ... led AACCS to two regular-season league titles and won Most Outstanding Player of the Independent School Tournament as a senior, scoring 41 points to lead AACCS to victory in the championship game ... a team captain as a senior, Williams also collected All-Conference, All-Anne Arundel County and All-Baltimore County honors during his prep career.

### WILLIAMS'S SEASON GAME-BY-GAME STATISTICS

Opponent	Date	gs	min	Total		3-Pointers		Free throws		Rebounds				pf	a	t/o	blk	stl	pts	avg
				fg-fga	pct	3fg-fga	pct	ft-fga	pct	off	def	tot	avg							
ARKANSAS-PINE BLUFF	11/17/16		7	0-0	.000	0-0	.000	0-0	.000	0	2	2	2.0	0	0	1	0	0	0	0.0
vs Florida State	12/04/16		10	0-2	.000	0-1	.000	2-2	1.000	1	2	3	2.5	1	0	1	1	0	2	1.0
HOWARD	12/10/16		7	0-2	.000	0-1	.000	0-0	.000	0	1	1	2.0	0	0	0	0	0	0	0.7
UCF	12/15/16		2	0-0	.000	0-0	.000	0-0	.000	0	0	0	1.5	0	0	0	0	0	0	0.5
Totals		0	26	0-4	.000	0-2	.000	2-2	1.000	1	5	6	1.5	1	0	2	1	0	2	0.5


Games played: 4  
 Minutes/game: 6.5  
 Points/game: 0.5  
 FG Pct: 0.0  
 3FG Pct: 0.0  
 FT Pct: 100.0

Rebounds/game: 1.5  
 Turnovers/game: 0.5  
 Blocks/game: 0.3

### WILLIAMS'S CAREER STATISTICS

Season	gp-gs	min/avg	Total		3-Point		F-Throws		Rebounds				Scoring							
			fg-fga	pct	fg-fga	pct	ft-fga	pct	off	def	tot	avg	pf	fo	ast	to	blk	stl	pts	avg
2016-17	4-0	26/6.5	0-4	.000	0-2	.000	2-2	1.000	1	5	6	1.5	1	0	0	2	1	0	2	0.5
TOTAL	4-0	26/6.5	0-4	.000	0-2	.000	2-2	1.000	1	5	6	1.5	1	0	0	2	1	0	2	0.5





## #5 ADAM MITOLA

**FR | Guard | 6-2**  
**Florham Park, NJ**  
**Gill St. Bernard's**  
**Exercise Science**

SEASON HIGH	ADAM MITOLA'S
3 vs. Howard (12/10)	Points
6 (2x)	Minutes
1 vs. Howard (12/10)	FG Made
3 vs. FSU (12/4)	FG Attempted
1 vs. Howard (12/10)	3FG Made
1 (3x)	3FG Attempted
	FT Made
	FT Attempted
1 (2x)	Rebounds
	Assists
	Blocks
	Steals

**AS A FRESHMAN AT GW (2016-2017):** Registered his first career points vs. Howard (12/10) ... made his GW debut vs. UAPB (11/17), coming off the bench to play six minutes.

**HIGH SCHOOL:** A team captain as a senior, when he averaged 13 points per game, 6.5 rebounds per game and 3.6 assists per game to help lead Gill St. Bernard's to the county championships ... named first team all-county, first team all-area, first team all-conference and fifth team all-state by NJ.com ... earned second team all-country and all-area, along with first team all-conference honors as a junior when he averaged 9 ppg, 4 rpb and 2.5 apg ... played AAU for Hoop Heaven Elite (2011-14) and New Jersey Shoreshots (2014-15).

**PERSONAL:** Parents are Mark and Kathy ... has two older brothers, Alex and Andrew, and a sister, Alyssa ... Alex played basketball at GW as a graduate student in 2015-16, after transferring in from Dartmouth ... a member of the National Honors Society and Dean's List in high school ... a member of H.O.P.E (Helping Oppressed People Everywhere) ... plans to major in exercise science.

### MITOLA'S SEASON GAME-BY-GAME STATISTICS

Opponent	Date	gs	min	Total		3-Pointers		Free throws		Rebounds				pf	a	t/o	blk	stl	pts	avg	
				fg-fga	pct	3fg-fga	pct	ft-fta	pct	off	def	tot	avg								
ARKANSAS-PINE BLUFF	11/17/16		6	0-1	.000	0-1	.000	0-0	.000	0	0	0	0.0	1	0	0	0	0	0	0.0	
vs Florida State	12/04/16		6	0-3	.000	0-1	.000	0-0	.000	0	1	1	0.5	1	0	1	0	0	0	0.0	
HOWARD	12/10/16		3	1-1	1.000	1-1	1.000	0-0	.000	0	1	1	0.7	0	0	0	0	0	3	1.0	
<b>Totals</b>			0	15	1-5	.200	1-3	.333	0-0	.000	0	2	2	0.7	2	0	1	0	0	3	1.0

Games played: 3  
 Minutes/game: 5.0  
 Points/game: 1.0  
 FG Pct: 20.0  
 3FG Pct: 33.3

Rebounds/game: 0.7  
 Turnovers/game: 0.3

### MITOLA'S CAREER STATISTICS

Season	gp-gs	min/avg	Total		3-Point		F-Throws		Rebounds				Scoring							
			fg-fga	pct	fg-fga	pct	ft-fta	pct	off	def	tot	avg	pf	fo	ast	to	blk	stl	pts	avg
2016-17	3-0	15/5.0	1-5	.200	1-3	.333	0-0	.000	0	2	2	0.7	2	0	0	1	0	0	3	1.0
<b>TOTAL</b>	3-0	15/5.0	1-5	.200	1-3	.333	0-0	.000	0	2	2	0.7	2	0	0	1	0	0	3	1.0



**#10 PATRICK STEEVES**

**GS | G/F | 6-8**  
**Montreal, Quebec/**  
**Harvard**  
**Masters of Business**  
**Analytics**

SEASON HIGH	PATRICK STEEVES'S	CAREER HIGH
8 vs. Georgia (11/21)	Points	25 vs. Princeton (3/4/16)*
31 vs. Penn State (11/26)	Minutes	35 at Howard (1/16/16)*
3 vs. SIENA (11/15)	FG Made	9 vs. Princeton (3/4/16)*
6 vs. Penn State (11/26)	FG Attempted	13 (3x)*
1 vs. SIENA (11/15)	3FG Made	4 (2x)*
3 vs. SIENA (11/15)	3FG Attempted	6 (2x)*
4 vs. Georgia (11/21)	FT Made	7 at Boston University (12/8/15)*
6 vs. Georgia (11/21)	FT Attempted	8 at Boston University (12/8/15)*
5 vs. Penn State (11/26)	Rebounds	12 at Holy Cross (11/29/15)*
3 vs. Penn State (11/26)	Assists	7 at Holy Cross (11/29/15)*
1 vs. SIENA (11/15)	Blocks	3 at Cornell (2/20/16)*
1 (2x)	Steals	4 at Dartmouth (1/23/16)*

\* - set at Harvard

A graduate of Harvard with a degree in applied mathematics, Steeves is currently pursuing a masters of science in business analytics and has two years of eligibility at GW.

**AS A GRADUATE STUDENT AT GW (2016-2017):** Missed the last five games due to a knee injury ... started vs. Penn State (11/26), tying a team high with five rebounds and three assists in 31 minutes of play ... registered three rebounds and three points on a 3-of-4 effort at the free throw line vs. UAPB (11/17) ... tallied seven points and three rebounds while connecting on 3-of-5 field goals vs. Siena (11/15) ... made his GW debut vs. Maryland-Eastern Shore (11/11), coming off the bench to play 14 minutes with four points and three rebounds.

**AT HARVARD (2012-16):** Played in 26 games for the Crimson as a senior, averaging 9.1 points on .449 shooting, including .458 from three-point range, in 22.7 minutes per game ... had his best game in a Harvard uniform against Princeton on March 4, when he scored 25 points on 9-of-13 shooting to lead the Crimson to a 73-71 victory ... scored in double figures 10 times during the season ... the applied mathematics major was named to the CoSIDA Academic All-District I first team after boasting a 3.68 cumulative GPA, becoming the first Harvard men's basketball student-athlete to earn the distinction since 2006 ... in addition to earning CoSIDA Academic All-District honors in 2015-16, he was named to the NABC Honor Roll in 2014-15 ... prior to the 2015-16 season, Steeves did not see action due to injury.

**HIGH SCHOOL:** Played one year of varsity basketball at Hotchkiss School in 2011-12 ... selected to the Canadian Cadet Men's National Team in 2012 ... finished fifth at the FIBA U17 World Championships in Lithuania in 2012 ... top 3-pointshooter at the FIBA U17 World Championships in 2012 ... also played three years (2009-11) of varsity basketball at College Jean-de-Brebeuf ... led Jean-de-Brebeuf to a provincial championship in 2011 ... named Quebec Provincial AAA League MVP in 2011 ... selected to the Canadian Cadet

**STEEVES'S SEASON GAME-BY-GAME STATISTICS**

Opponent	Date	gs	min	Total		3-Pointers		Free throws		Rebounds				pf	a	t/o	blk	stl	pts	avg
				fg-fga	pct	3fg-fga	pct	ft-fa	pct	off	def	tot	avg							
UMES	11/11/16		14	2-4	.500	0-1	.000	0-0	.000	1	2	3	3.0	1	0	0	0	0	4	4.0
SIENA	11/15/16		13	3-5	.600	1-3	.333	0-0	.000	1	2	3	3.0	0	0	1	1	0	7	5.5
ARKANSAS-PINE BLUFF	11/17/16		15	0-0	.000	0-0	.000	3-4	.750	0	3	3	3.0	0	0	2	0	1	3	4.7
vs Georgia	11/21/16		15	2-5	.400	0-1	.000	4-6	.667	1	1	2	2.8	1	0	2	0	0	8	5.5
vs UAB	11/22/16		15	1-3	.333	0-2	.000	0-0	.000	0	0	0	2.2	1	0	3	0	0	2	4.8
PENN STATE	11/26/16	*	31	1-6	.167	0-3	.000	2-2	1.000	2	3	5	2.7	2	3	1	0	1	4	4.7
at Harvard	11/29/16		10	0-1	.000	0-0	.000	0-0	.000	0	2	2	2.6	1	1	0	0	0	0	4.0
Totals			113	9-24	.375	1-10	.100	9-12	.750	5	13	18	2.6	6	4	9	1	2	28	4.0

Games played: 7  
 Minutes/game: 16.1  
 Points/game: 4.0  
 FG Pct: 37.5  
 3FG Pct: 10.0  
 FT Pct: 75.0

Rebounds/game: 2.6  
 Assists/game: 0.6  
 Turnovers/game: 1.3  
 Assist/turnover ratio: 0.4  
 Steals/game: 0.3  
 Blocks/game: 0.1

**STEEVES'S CAREER STATISTICS**

Season	gp-gs	min/avg	Total		3-Point		F-Throws		Rebounds				Scoring							
			fg-fga	pct	fg-fga	pct	ft-fa	pct	off	def	tot	avg	pf	fo	ast	to	blk	stl	pts	avg
2015-16*	26-4	590/22.7	83-185	.449	52-123	.423	38-57	.667	15	83	98	3.8	42	1	62	55	17	20	256	9.8
2016-17	7-1	113/16.1	9-24	.375	1-10	.100	9-12	.750	5	13	18	2.6	6	0	4	9	1	2	28	4.0
TOTAL	7-1	113/16.1	9-24	.375	1-10	.100	9-12	.750	5	13	18	2.6	6	0	4	9	1	2	28	4.0
All*	33-5	703/21.3	92-209	.440	53-133	.398	47-69	.681	20	96	116	3.5	48	1	66	64	18	22	284	8.6

\* Statistics from prior team/school



## #11 ARNALDO TORO

**FR | Forward | 6-8**  
**Hormigueros, Puerto Rico**  
**St. Benedict's Prep**  
**Pre-Business Administration**

SEASON HIGH	ARNALDO TORO'S
12 vs. Temple (12/7)	Points
34 vs. Temple (12/7)	Minutes
6 vs. Temple (12/7)	FG Made
7 (4x)	FG Attempted
1 (2x)	3FG Made
3 vs. UCF (12/15)	3FG Attempted
5 vs. Georgia (11/21)	FT Made
8 vs. Georgia (11/21)	FT Attempted
10 vs. Harvard (11/29)	Rebounds
2 (3x)	Assists
1 (5x)	Blocks
3 (3x)	Steals

**AS A FRESHMEN AT GW (2016-2017):** Has started the last seven games and played in all 12 ... averaging 6.3 rebounds per game in just 21.8 minutes per game ... his 11.6 rebounds per 40 minutes leads the team ... has 32 of his 76 boards on the offensive glass ... grabbed six rebounds and matched a season-high three steals vs. UCF (12/15) ... played a career-high 34 minutes vs. Temple (12/7), tallying a season-high 12 points on 6-of-7 shooting and a game-high nine rebounds ... registered a team-high nine rebounds and eight points in 25 minutes of play vs. USF (12/3) ... had a season-high 10 rebounds and eight points in 30 minutes vs. Harvard (11/29) ... tallied seven rebounds and six points on a 4-of-4 effort at the free throw line vs. Siena (11/15) ... made his GW debut vs. Maryland-Eastern Shore (11/11), coming off the bench to play 13 minutes with four points and three rebounds.

**HIGH SCHOOL:** As a senior helped lead St. Benedict's to the State Prep A championship, a 35-2 record, an appearance in the Dick's High School Nationals quarterfinals and a No. 12 final ranking in the USA Today Sports Super 25 ... averaged 12 points and 10 rebounds as a junior and eight points and nine rebounds as a sophomore ... a member of the Puerto Rico Youth National Team since he was 15 ... finished fifth at the 17U World Cup in 2014, when he averaged 16 points and 13.6 rebounds.

**PERSONAL:** Parents are Arinaldo Toro Vazquez and Waleska Barea Rosa ... has a sister, Waleska ... plans to major in finance.

### TORO'S SEASON GAME-BY-GAME STATISTICS

Opponent	Date	gs	min	Total		3-Pointers		Free throws		Rebounds				pf	a	t/o	blk	stl	pts	avg
				fg-fga	pct	3fg-fga	pct	ft-fta	pct	off	def	tot	avg							
UMES	11/11/16		13	1-1	1.000	0-0	.000	2-2	1.000	2	1	3	3.0	1	0	3	0	1	4	4.0
SIENA	11/15/16		13	1-4	.250	0-0	.000	4-4	1.000	5	2	7	5.0	2	0	0	0	0	6	5.0
ARKANSAS-PINE BLUFF	11/17/16		12	1-3	.333	0-0	.000	2-2	1.000	3	3	6	5.3	1	0	2	0	0	4	4.7
vs Georgia	11/21/16		26	1-2	.500	0-0	.000	5-8	.625	1	7	8	6.0	3	0	0	0	0	7	5.3
vs UAB	11/22/16		18	3-6	.500	0-1	.000	1-2	.500	4	1	5	5.8	3	0	3	1	2	7	5.6
PENN STATE	11/26/16	*	14	1-1	1.000	0-0	.000	0-0	.000	0	5	5	5.7	0	0	1	1	0	2	5.0
at Harvard	11/29/16	*	30	3-7	.429	1-2	.500	1-4	.250	4	6	10	6.3	2	2	4	0	1	8	5.4
USF	12/03/16	*	25	2-7	.286	0-1	.000	4-4	1.000	4	5	9	6.6	1	2	0	1	1	8	5.8
vs Florida State	12/04/16	*	18	0-6	.000	0-2	.000	0-0	.000	4	2	6	6.6	3	0	0	0	0	0	5.1
at Temple	12/07/16	*	34	6-7	.857	0-0	.000	0-1	.000	3	6	9	6.8	0	1	0	1	3	12	5.8
HOWARD	12/10/16	*	25	2-6	.333	0-0	.000	2-4	.500	0	2	2	6.4	3	2	1	1	0	6	5.8
UCF	12/15/16	*	33	3-7	.429	1-3	.333	2-2	1.000	2	4	6	6.3	1	1	1	0	3	9	6.1
Totals			7	24-57	.421	2-9	.222	23-33	.697	32	44	76	6.3	20	8	15	5	11	73	6.1

Games played: 12  
 Minutes/game: 21.8  
 Points/game: 6.1  
 FG Pct: 42.1  
 3FG Pct: 22.2  
 FT Pct: 69.7

Rebounds/game: 6.3  
 Assists/game: 0.7  
 Turnovers/game: 1.3  
 Assist/turnover ratio: 0.5  
 Steals/game: 0.9  
 Blocks/game: 0.4

### TORO'S CAREER STATISTICS

Season	gp-gs	min/avg	Total		3-Point		F-Throws		Rebounds				Scoring							
			fg-fga	pct	fg-fga	pct	ft-fta	pct	off	def	tot	avg	pf	fo	ast	to	blk	stl	pts	avg
2016-17	12-7	261/21.8	24-57	.421	2-9	.222	23-33	.697	32	44	76	6.3	20	0	8	15	5	11	73	6.1
TOTAL	12-7	261/21.8	24-57	.421	2-9	.222	23-33	.697	32	44	76	6.3	20	0	8	15	5	11	73	6.1





**#12 YUTA WATANABE**  
 [you-tuh wah-tuh-nah-bay]  
**JR | Guard | 6-9**  
**Kagawa, Japan**  
**St. Thomas More School (CT)**  
**Japanese Language & Literature**

SEASON HIGH	YUTA WATANABE'S	CAREER HIGH
18 (2x)	Points	22 at Davidson (3/5/16)
37 vs. SIENA (11/15)	Minutes	37 vs. SIENA (11/15/16)
5 (3x)	FG Made	7 (3x)
12 vs. UAB (11/22)	FG Attempted	12 (3x)
2 (2x)	3FG Made	7 vs. Massachusetts (3/7/15)
5 vs. UAB (11/22)	3FG Attempted	10 vs. Massachusetts (3/7/15)
10 vs. MDES (11/11)	FT Made	10 vs. MDES (11/11/16)
12 vs. MDES (11/11)	FT Attempted	12 vs. MDES (11/11/16)
12 vs. SIENA (11/15)	Rebounds	12 vs. SIENA (11/15/16)
3 vs. Georgia (11/21)	Assists	6 at Davidson (3/5/16)
2 (3x)	Blocks	4 vs. Valparaiso (3/31/16)
1 (3x)	Steals	2 (6x)

**AS A JUNIOR AT GW (2016-2017):** Has started five games ... missed the last seven games with a calf injury ... second on team in scoring (13.4) ... third on the team with six blocks ... registered a career-high 12 rebounds and scored 13 points in a career-high 37 minutes vs. Siena (11/15) ... the double-double was the first of his career ... tallied 18 points and six rebounds on a career-high 10-of-12 effort at the free throw line in the season-opener vs. MDES (11/11).

**AS A SOPHOMORE AT GW (2015-16):** Started 37 of 38 games ... led the team with 40 blocks, which ranked 8th in the A-10, and had 12 multi-block games ... fifth on the team in scoring (8.4 ppg) ... scored in double figures 12 times ... committed just one turnover every 24.4 minutes, the lowest rate on the team ... scored a then-season-high 19 points in a win over Gardner-Webb (11/24) ... hit a season-high four 3-pointers in a win over Penn State (12/8) to finish with 14 points ... notched double-figure points for the fifth time this season with 14 to go along with a career-high tying three blocks vs. Richmond (1/28) ... knocked down a career-high 9 free throws on 11 attempts while snagging a career-high eight rebounds at George Mason (1/31) ... scored in double figures for the third straight game with 13 points on 5-of-7 shooting vs. Davidson (2/3) ... connected on 3 of 4 three-pointers and finished with 11 points vs. La Salle (2/21) ... set career highs in points (22) and assists (6) at Davidson (3/5/16), knocking down 7-of-11 shots including 2-of-3 from three-point range ... had 19 points on 7-of-10 shooting, including 2-of-4 from three, against Saint Louis (3/10) ... reached double figures in scoring for the third time in four games with 15 vs. Hofstra in the NIT First Round (3/16) ... grabbed a career-high nine rebounds vs. Monmouth (3/21) ... had a career-high four blocks in the NIT Championship vs. Valparaiso (3/31).

**AS A FRESHMAN AT GW (2014-15):** Averaged 7.4 points, 3.5 rebounds and 22.5 minutes in 35 games played with 10 starts ... Closed rookie season with 15 points and four three-pointers in NIT second round matchup at Temple (3/22/15) ... Averaged 13.5 points in final two regular season games, including career-high seven threes and 21 points against UMass (3/7/15), to earn second A-10 Rookie of the Week nod. Seven threes matched the second-most ever by a GW player in a single game ... Member of Atlantic 10 Commissioner's Honor Roll (3.5+ GPA) and GW's Athletic Academic Dean's List (3.0+ GPA) for fall 2014 semester.

### WATANABE'S SEASON GAME-BY-GAME STATISTICS


Opponent	Date	gs	min	Total		3-Pointers		Free throws		Rebounds				pf	a	t/o	blk	stl	pts	avg	
				fg-fga	pct	3fg-fga	pct	ft-fa	pct	off	def	tot	avg								
UMES	11/11/16	*	28	3-4	.750	2-3	.667	10-12	.833	4	2	6	6.0	2	1	2	2	0	18	18.0	
SIENA	11/15/16	*	37	5-9	.556	1-4	.250	2-4	.500	3	9	12	9.0	2	2	3	2	1	13	15.5	
ARKANSAS-PINE BLUFF	11/17/16	*	14	1-8	.125	0-3	.000	2-2	1.000	0	2	2	6.7	0	1	0	0	1	4	11.7	
vs Georgia	11/21/16	*	36	5-11	.455	1-5	.200	3-6	.500	2	1	3	5.8	4	3	1	0	0	14	12.3	
vs UAB	11/22/16	*	35	5-12	.417	2-5	.400	6-7	.857	2	1	3	5.2	2	2	2	2	1	18	13.4	
Totals			5	150	19-44	.432	6-20	.300	23-31	.742	11	15	26	5.2	10	9	8	6	3	67	13.4

Games played: 5  
 Minutes/game: 30.0  
 Points/game: 13.4  
 FG Pct: 43.2  
 3FG Pct: 30.0  
 FT Pct: 74.2

Rebounds/game: 5.2  
 Assists/game: 1.8  
 Turnovers/game: 1.6  
 Assist/turnover ratio: 1.1  
 Steals/game: 0.6  
 Blocks/game: 1.2

### WATANABE'S CAREER STATISTICS

Season	gp-gs	min/avg	Total		3-Point		F-Throws		Rebounds				Scoring							
			fg-fga	pct	fg-fga	pct	ft-fa	pct	off	def	tot	avg	pf	fo	ast	to	blk	stl	pts	avg
2014-15	35-10	787/22.5	86-224	.384	39-112	.348	49-59	.831	29	95	124	3.5	72	2	22	25	21	15	260	7.4
2015-16	38-37	1051/27.7	111-263	.422	34-111	.306	65-92	.707	37	115	152	4.0	73	1	53	43	40	21	321	8.4
2016-17	5-5	150/30.0	19-44	.432	6-20	.300	23-31	.742	11	15	26	5.2	10	0	9	8	6	3	67	13.4
TOTAL	78-52	1988/25.5	216-531	.407	79-243	.325	137-182	.753	77	225	302	3.9	155	3	84	76	67	39	648	8.3



**#14 JORDAN ROLAND**  
**SO | Guard | 6-1**  
**Syracuse, N.Y.**  
**Westhill**  
**Business Administration**

SEASON HIGH	JORDAN ROLAND'S	CAREER HIGH
27 vs. UCF (12/15)	Points	27 vs. UCF (12/15/16)
30 vs. UCF (12/15)	Minutes	30 vs. UCF (12/15/16)
9 vs. UCF (12/15)	FG Made	9 vs. UCF (12/15/16)
13 vs. UCF(12/15)	FG Attempted	13 vs. UCF (12/15/16)
5 vs. UCF (12/15)	3FG Made	5 vs. UCF (12/15/16)
9 vs. UCF (12/15)	3FG Attempted	9 vs. UCF (12/15/16)
4 vs. UCF (12/15)	FT Made	6 vs. La Salle (2/21/16)
4 (2x)	FT Attempted	11 at George Mason (1/31/16)
6 vs. USF (12/3)	Rebounds	6 vs. USF (12/3/16)
3 (3x)	Assists	3 vs. MDES (11/11/16)
	Blocks	1 vs. Rutgers (12/19/15)
1 (8x)	Steals	2 vs. Rutgers (12/19/15)

**AS A SOPHOMORE AT GW (2016-2017):** Has started in five of 12 games ... tallied a game- and career-high 27 points on 9-of-13 shooting, including 5-of-9 from long range vs. UCF (12/15) ... 22 of his 27 points came in the second half when he hit 4-of-5 threes ... registered 11 points on 3-of-5 shooting from behind the arc in 21 minutes vs. Howard (12/10) ... started vs. Temple (12/7), scoring 14 points on 6-of-9 shooting, including 2-of-4 from behind the arc ... made his first collegiate start vs. Harvard (11/29), playing 27 minutes, and scoring all eight of his points in the second half ... started vs. USF (12/3), shooting 2-2 from three-point range and registering a career-high six rebounds in 23 minutes of play... matched a career high 11 points vs. Penn State (11/26) ... had a career-high five rebounds vs. UAPB (11/17) ... registered two assists and one steal in 11 minutes vs. Siena (11/15) ... tallied four points and three assists in 15 minutes vs. Maryland-Eastern Shore (11/11).

**AS A FRESHMAN AT GW (2015-16):** Played in 35 of 38 games ... had seven points in 13 minutes vs. Rutgers (12/12) ... grabbed a season-high three rebounds in four minutes at Dayton (1/15) ... had five points in nine minutes at George Mason (1/31) ... scored a season-high 11 points while knocking down 6-of-6 free throws and his first career three-pointer vs. La Salle (2/21) ... knocked down a three-pointer and finished with five points in the NIT Championship game vs. Valparaiso (3/31).

**HIGH SCHOOL:** Two-time New York State Class B Player of the Year as a junior and senior ... led Westhill to New York's public school and federation state titles as a junior and senior, including a perfect 27-0 record as a junior in 2013-14 when he averaged 23.9 points, 4.7 rebounds, 3.5 assists and 2.6 steals ... also averaged 21.3 points, 5.8 rebounds, 2.2 assists and 1.5 steals as a senior ... named the All-Central New York Player of the Year by his hometown Syracuse.com and The Post-Standard in 2014 and 2015 ... cemented his first selection as New York State's Player of the Year by averaging 28 points in the playoffs, highlighted by a 41-point outburst (32 in the first half) in a 35-point victory in the Class B state public-school title game ... then added 25 and 31 points in two games to send the Warriors to the state Federation crown ... averaged 22.5 points as a

### ROLAND'S SEASON GAME-BY-GAME STATISTICS

Opponent	Date	gs	min	Total		3-Pointers		Free throws		Rebounds				pf	a	t/o	blk	stl	pts	avg	
				fg-fga	pct	3fg-fga	pct	ft-fga	pct	off	def	tot	avg								
UMES	11/11/16		15	1-2	.500	1-1	1.000	1-2	.500	0	1	1	1.0	1	3	0	0	0	4	4.0	
SIENA	11/15/16		11	1-4	.250	0-2	.000	0-0	.000	1	1	2	1.5	1	2	1	0	1	2	3.0	
ARKANSAS-PINE BLUFF	11/17/16		17	1-4	.250	0-2	.000	1-2	.500	0	5	5	2.7	1	1	0	0	1	3	3.0	
vs Georgia	11/21/16		4	0-0	.000	0-0	.000	0-0	.000	0	0	0	2.0	1	0	0	0	1	0	2.3	
vs UAB	11/22/16		10	0-0	.000	0-0	.000	0-0	.000	0	0	0	1.6	2	0	0	0	0	0	1.8	
PENN STATE	11/26/16		24	4-11	.364	0-5	.000	3-4	.750	0	3	3	1.8	3	3	1	0	1	11	3.3	
at Harvard	11/29/16	*	27	3-6	.500	1-2	.500	1-1	1.000	1	3	4	2.1	2	3	1	0	1	8	4.0	
USF	12/03/16	*	23	2-4	.500	2-2	1.000	0-0	.000	4	2	6	2.6	3	2	1	0	0	6	4.3	
vs Florida State	12/04/16		13	2-6	.333	1-4	.250	0-0	.000	1	0	1	2.4	1	0	2	0	0	5	4.3	
at Temple	12/07/16	*	28	6-9	.667	2-4	.500	0-0	.000	0	4	4	2.6	2	1	4	0	1	14	5.3	
HOWARD	12/10/16	*	21	4-6	.667	3-5	.600	0-0	.000	1	1	2	2.5	4	2	2	0	1	11	5.8	
UCF	12/15/16	*	30	9-13	.692	5-9	.556	4-4	1.000	0	1	1	2.4	1	2	0	0	1	27	7.6	
Totals			5	223	33-65	.508	15-36	.417	10-13	.769	8	21	29	2.4	22	19	12	0	8	91	7.6

Games played: 12  
 Minutes/game: 18.6  
 Points/game: 7.6  
 FG Pct: 50.8  
 3FG Pct: 41.7  
 FT Pct: 76.9

Rebounds/game: 2.4  
 Assists/game: 1.6  
 Turnovers/game: 1.0  
 Assist/turnover ratio: 1.6  
 Steals/game: 0.7

### ROLAND'S CAREER STATISTICS

Season	gp-gs	min/avg	Total		3-Point		F-Throws		Rebounds				Scoring							
			fg-fga	pct	fg-fga	pct	ft-fga	pct	off	def	tot	avg	pf	fo	ast	to	blk	stl	pts	avg
2015-16	35-0	163/4.7	11-45	.244	2-14	.143	17-22	.773	5	9	14	0.4	22	0	5	5	1	5	41	1.2
2016-17	12-5	223/18.6	33-65	.508	15-36	.417	10-13	.769	8	21	29	2.4	22	0	19	12	0	8	91	7.6
TOTAL	47-5	386/8.2	44-110	.400	17-50	.340	27-35	.771	13	30	43	0.9	44	0	24	17	1	13	132	2.8



**#15 COLLIN SMITH**  
**FR | Center | 6-10**  
**Jacksonville, FL**  
**The Bolles School**  
**Pre-Business Administration**

SEASON HIGH	COLIN SMITH'S
22 vs. USF (12/3)	Points
38 vs. Temple (12/7)	Minutes
8 vs. USF (12/3)	FG Made
13 vs. USF (12/3)	FG Attempted
2 vs. USF (12/3)	3FG Made
2 (4x)	3FG Attempted
4 (2x)	FT Made
8 (2x)	FT Attempted
9 vs. FSU (12/4)	Rebounds
2 vs. USF (12/3)	Assists
4 vs. Penn State (11/26)	Blocks
4 vs. USF (12/3)	Steals

**AS A FRESHMAN AT GW (2016-2017):** Started 11 of 12 games ... third on the team in rebounds (6.2) ... leads the team with 11 blocks ... has scored in double figures in four of 12 games ... tallied a game- and career-high 22 points on 8-of-13 shooting, including 2-of-2 from three-point range, to go along with eight rebounds and four steals in 36 minutes vs. USF (12/3), and hit the game-winning three-pointer with 3.5 seconds left to erase a two-point deficit ... scored 11 points off the bench vs. Penn State ... registered eight points and seven rebounds vs. UAPB (11/17) ... tallied 11 points on 5-of-6 shooting vs. Siena (11/15) ... started in his first career game, playing 27 minutes with seven points and six rebounds vs. Maryland-Eastern Shore.

**HIGH SCHOOL:** Helped lead Bolles to a 32-3 record and the Florida Class 4A state championship, scoring 10 points in a 46-39 victory over Melbourne Holy Trinity Episcopal in the championship game ... the title was the first for Bolles since 1989 ... averaged 20 points, 11 rebounds, four assists and two blocks to earn first team all-state and 4A Player of the Year honors ... helped Bolles to district championships as a sophomore and junior ... averaged 15.7 points, 10 rebounds and four assists as a junior, and 14.7 points, 8.5 rebounds and three assists as a sophomore ... a 1,000-point scorer in his three seasons at Bolles.

**PERSONAL:** Parents are Ollie and Brenda ... has a brother, Marcus, and a sister, Kelsey ... plans to major in business.

**SMITH'S SEASON GAME-BY-GAME STATISTICS**

Opponent	Date	gs	min	Total		3-Pointers		Free throws		Rebounds				pf	a	t/o	blk	stl	pts	avg	
				fg-fga	pct	3fg-fga	pct	ft-fta	pct	off	def	tot	avg								
UMES	11/11/16	*	27	3-5	.600	0-0	.000	1-3	.333	1	5	6	6.0	1	0	1	0	1	7	7.0	
SIENA	11/15/16	*	12	5-6	.833	0-0	.000	1-3	.333	3	3	6	6.0	5	0	1	0	0	11	9.0	
ARKANSAS-PINE BLUFF	11/17/16	*	17	2-2	1.000	0-0	.000	4-8	.500	5	2	7	6.3	4	0	2	1	2	8	8.7	
vs Georgia	11/21/16	*	10	2-4	.500	0-0	.000	0-0	.000	0	2	2	5.3	4	0	2	0	0	4	7.5	
vs UAB	11/22/16	*	21	1-7	.143	0-1	.000	0-0	.000	3	2	5	5.2	4	0	1	0	1	2	6.4	
PENN STATE	11/26/16	*	27	4-8	.500	0-2	.000	3-4	.750	0	5	5	5.2	1	1	2	4	1	11	7.2	
at Harvard	11/29/16	*	22	1-6	.167	0-0	.000	1-2	.500	2	3	5	5.1	3	0	0	1	0	3	6.6	
USF	12/03/16	*	36	8-13	.615	2-2	1.000	4-8	.500	2	6	8	5.5	2	2	2	0	4	22	8.5	
vs Florida State	12/04/16	*	21	0-3	.000	0-2	.000	2-3	.667	2	7	9	5.9	2	0	3	1	1	2	7.8	
at Temple	12/07/16	*	38	5-10	.500	1-2	.500	0-0	.000	0	7	7	6.0	2	2	2	1	0	11	8.1	
HOWARD	12/10/16	*	17	3-3	1.000	0-0	.000	0-0	.000	2	4	6	6.0	2	0	0	0	0	6	7.9	
UCF	12/15/16	*	22	2-7	.286	1-3	.333	0-2	.000	0	8	8	6.2	4	0	1	3	0	5	7.7	
Totals			11	270	36-74	.486	4-12	.333	16-33	.485	20	54	74	6.2	34	5	17	11	10	92	7.7


Games played: 12  
 Minutes/game: 22.5  
 Points/game: 7.7  
 FG Pct: 48.6  
 3FG Pct: 33.3  
 FT Pct: 48.5

Rebounds/game: 6.2  
 Assists/game: 0.4  
 Turnovers/game: 1.4  
 Assist/turnover ratio: 0.3  
 Steals/game: 0.8  
 Blocks/game: 0.9

**SMITH'S CAREER STATISTICS**

Season	gp-gs	min/avg	Total		3-Point		F-Throws		Rebounds				Scoring							
			fg-fga	pct	fg-fga	pct	ft-fta	pct	off	def	tot	avg	pf	fo	ast	to	blk	stl	pts	avg
2016-17	12-11	270/22.5	36-74	.486	4-12	.333	16-33	.485	20	54	74	6.2	34	1	5	17	11	10	92	7.7
TOTAL	12-11	270/22.5	36-74	.486	4-12	.333	16-33	.485	20	54	74	6.2	34	1	5	17	11	10	92	7.7





## #23 JAREN SINA

**RS-JR | Guard | 6-2**  
**Lake Hopatcong, NJ**  
**Gill St. Bernard's/ Seton Hall**  
**Communications**

SEASON HIGH	JAREN SINA'S	CAREER HIGH
20 vs. Howard (12/10)	Points	20 vs. Howard (12/10/16)
37 (2x)	Minutes	37 (2x)
5 vs. UAB (11/22)	FG Made	5 (3x)
12 vs. Howard (12/10)	FG Attempted	12 vs. Howard (12/10/16)
5 vs. Howard (12/10)	3FG Made	5 vs. Howard (12/10/16)
10 vs. Howard (12/10)	3FG Attempted	10 vs. Howard (12/10/16)
12 vs. Harvard (11/29)	FT Made	12 vs. Harvard (11/29/16)
12 vs. Harvard (11/29)	FT Attempted	12 vs. Harvard (11/29/16)
5 (3x)	Rebounds	5 (6x)
6 vs. Temple (12/7)	Assists	8 vs. Eastern Washington (12/22/13)*
	Blocks	
2 (4x)	Steals	3 vs. Eastern Washington (12/22/13)*

- \*at SH

Sat out the 2015-16 season due to NCAA transfer rules and has two years of eligibility remaining starting in 2016-17.

**AS A REDSHIRT JUNIOR AT GW (2016-2017):** Started all 12 games and is second on the team in minutes (32.1) ... second on the team with 34 assists ... 30-of-32 at the line ... third on team in scoring (10.3) ... has scored in double figures in five of 12 games ... registered a career-high 20 points vs. Howard (12/10), knocking down a career-high five three-pointers before halftime and having a perfect 5-of-5 showing at the free throw line ... had a season-high six assists at Temple (12/7) ... tallied 19 points vs. Harvard, knocking down 12-12 from the line ... 17 of his 19 points came in the second half ... matched a career-high with five FGs made and four 3-pointers made vs. UAB (11/22) ... registered 16 points vs. Siena (11/15), knocking down 6-of-6 from the line ... all 16 of his points came in the final 8:17 to lead GW back from a five-point deficit and secure a 77-75 win ... started in his GW debut, playing a game-high 35 minutes and scoring eight points with four assists against Maryland-Eastern Shore (11/11).

**SETON HALL (2013-2015):** In 58 career games at Seton Hall, Sina made 42 starts, averaged 6.4 points and 2.3 assists, and shot 35 percent behind the arc (79-227) and 78 percent at the foul line (77-99). He earned Big East All-Rookie Team and Academic All-Star honors in 2013-14 when he averaged 6.0 points and 2.4 assists and shot 38 percent from three-point range (39-102) in 34 games played

**HIGH SCHOOL:** Three-time All-State guard who scored 2,146 points and handed out 861 assists at Gill St. Bernard's ... Four-star recruit who ranked in the top-100 nationally in the 2013 class by ESPN.com ... Three-time Somerset County Player of the Year who helped transform Gill St. Bernard's into a national power. The Knights broke into the USA Today High School top-25, rising as high as No. 15 in 2012 ... Played for his father, Mergin Sina, who was a two-year letterwinner at Seton Hall (1984-86) ... Finished as the all-time leading scorer and assist leader in Somerset County history, and was second in three-pointers ... Helped guide the Knights to consecutive Somerset County titles (2011 & 2012) and 2012 sectional championship ... As a senior, led Gill St. Bernard's averaging 21.3 points, 9.1 assists and buried 117 threes ... The Knights advanced to the NJSIAA Tournament semifinals and finished with a 19-8 overall record playing a national schedule ... Averaged 20.1 points as a junior and handed out 8.4 assists per game to lead Gill St. Bernard's to a state runner-up finish and a 28-4 record ... Finalist for the Gatorade State Player of the Year.

**PERSONAL:** Son Jill and Mergin Sina... born March 12, 1994 in Figueira da Foz, Portugal ... father played professionally in Belgium, Spain, Italy, Argentina and Portugal where he was inducted into the Hall of Fame and holds the country's single game scoring record (69)... has a sister, Jasmine, who is a member of the Binghamton women's basketball

### SINA'S SEASON GAME-BY-GAME STATISTICS

Opponent	Date	gs	min	Total		3-Pointers		Free throws		Rebounds				Scoring							
				fg-fga	pct	3fg-fga	pct	ft-fta	pct	off	def	tot	avg	pf	a	t/o	blk	stl	pts	avg	
UMES	11/11/16	*	35	2-9	.222	2-5	.400	2-2	1.000	0	3	3	3.0	3	4	4	0	0	8	8.0	
SIENA	11/15/16	*	33	4-10	.400	2-5	.400	6-6	1.000	0	2	2	2.5	1	1	3	0	1	16	12.0	
ARKANSAS-PINE BLUFF	11/17/16	*	25	2-8	.250	0-4	.000	0-0	.000	0	4	4	3.0	2	1	0	0	1	4	9.3	
vs Georgia	11/21/16	*	36	1-7	.143	0-4	.000	0-0	.000	0	5	5	3.5	0	5	1	0	2	2	7.5	
vs UAB	11/22/16	*	33	5-10	.500	4-8	.500	2-2	1.000	1	4	5	3.8	2	2	5	0	1	16	9.2	
PENN STATE	11/26/16	*	37	5-9	.556	3-6	.500	0-0	.000	0	2	2	3.5	2	2	0	0	2	13	9.8	
at Harvard	11/29/16	*	32	3-5	.600	1-2	.500	12-12	1.000	0	2	2	3.3	0	1	2	0	2	19	11.1	
USF	12/03/16	*	32	1-7	.143	0-3	.000	0-1	.000	0	1	1	3.0	2	2	1	0	2	2	10.0	
vs Florida State	12/04/16	*	27	2-9	.222	2-4	.500	3-4	.750	2	3	5	3.2	0	2	2	0	0	9	9.9	
at Temple	12/07/16	*	37	2-8	.250	2-5	.400	0-0	.000	0	1	1	3.0	4	6	3	0	0	6	9.5	
HOWARD	12/10/16	*	30	5-12	.417	5-10	.500	5-5	1.000	1	1	2	2.9	1	5	1	0	0	20	10.5	
UCF	12/15/16	*	28	3-8	.375	2-5	.400	0-0	.000	2	1	3	2.9	0	3	1	0	0	8	10.3	
Totals			12	385	35-102	.343	23-61	.377	30-32	.938	6	29	35	2.9	17	34	23	0	11	123	10.3

Games played: 12  
 Minutes/game: 32.1  
 Points/game: 10.3  
 FG Pct: 34.3  
 3FG Pct: 37.7  
 FT Pct: 93.8

Rebounds/game: 2.9  
 Assists/game: 2.8  
 Turnovers/game: 1.9  
 Assist/turnover ratio: 1.5  
 Steals/game: 0.9

### SINA'S CAREER STATISTICS

Season	gp-gs	min/avg	Total		3-Point		F-Throws		Rebounds				Scoring							
			fg-fga	pct	fg-fga	pct	ft-fta	pct	off	def	tot	avg	pf	fo	ast	to	blk	stl	pts	avg
2013-14*	34-19	884/26.0	58-155	.374	39-102	.382	50-65	.769	8	39	47	1.4	53	0	81	50	0	12	205	6.0
2014-15*	24-23	772/32.2	51-158	.323	40-125	.320	27-34	.794	21	39	60	2.5	27	0	55	33	0	10	169	7.0
2016-17	12-12	385/32.1	35-102	.343	23-61	.377	30-32	.938	6	29	35	2.9	17	0	34	23	0	11	123	10.3
TOTAL	12-12	385/32.1	35-102	.343	23-61	.377	30-32	.938	6	29	35	2.9	17	0	34	23	0	11	123	10.3
All*	70-54	2041/29.2	144-415	.347	102-288	.354	107-131	.817	35	107	142	2.0	97	0	170	106	0	33	497	7.1

\* Statistics from prior team/school



#30 MATT HART

RS-SR | Guard | 6-1  
 Orchard Park, N.Y.  
 Canisius HS/Hamilton  
 College  
 Organizational Sciences

SEASON HIGH	MATT HART'S	CAREER HIGH
17 vs. Georgia (11/21)	Points . . . . . 30 vs. Middlebury (2/2/14) (2x) *at HC	
29 vs. Georgia (11/21)	Minutes . . . . . 41 vs. Widener (11/23/13) *at HC	
6 vs. Georgia (11/21)	FG Made . . . . . 11 at Conn. College (2/15/14) (3x) *at HC	
10 vs. Georgia (11/21)	FG Attempted . . . . . 21 vs. Middlebury (2/2/14) *at HC	
5 vs. Georgia (11/21)	3FG Made . . . . . 5 vs. Georgia (11/21)	
6 vs. Georgia (11/21)	3FG Attempted . . . . . 10 at Keuka (11/15/13) *at HC	
2 (4x)	FT Made . . . . . 12 vs. Bowdoin (1/18/14) *at HC	
2 (5x)	FT Attempted . . . . . 13 vs. Bowdoin (1/18/14) *at HC	
5 vs. UAPB (11/17)	Rebounds . . . . . 9 at Bowdoin (1/4/13) *at HC	
4 vs. MDES (11/11)	Assists . . . . . 7 at Colby (1/6/13) *at HC	
1 vs. UAPB (11/17)	Blocks . . . . . 1 (2x)	
2 vs. Harvard (11/29)	Steals . . . . . 5 vs. SUNY Cobleskill (1/23/13) *at HC	

**AS A REDSHIRT SENIOR AT GW (2016-2017):** Has started in seven of 12 games ... shooting .394 (13-33) from three-point range ... made a career-high five threes on six attempts vs. Georgia (11/21) ... had 17 points vs. the Bulldogs which tied for his most as a Colonial (also vs. Army, 11/22/15) ... registered six points and five rebounds in 21 minutes vs. UAPB (11/17) ... tallied four points and went 2-of-2 from the line in the closing minute to secure a 77-75 win vs. Siena (11/15) ... made his first start for GW in the opener vs. Maryland-Eastern Shore and had four points with four assists in 24 minutes.

**AS A SENIOR AT GW (2015-16):** Played in all 38 games ... shot .421 (23-55) from 3-point FG range ... shot .885 at the free throw line ... averaged 3.8 points per game in 8.8 minutes per game ... notched double figure scoring three times, tallying a season-high 17 vs. Army (11/22) and following it up with 13 vs. Gardner-Webb (11/24) ... hit double digits again with 11 points on 4-of-6 shooting at Duquesne, surpassing 1,000 career points on his third made field goal.

**AS A JUNIOR AT GW (2014-15):** Sat out the season per NCAA requirements after transferring from Hamilton College in Clinton, N.Y.

**AT DIII HAMILTON COLLEGE (2012-14):** In 49 games over two seasons with the Continentals, averaged 17.9 points on 45.8 percent shooting (300-655) from the field, 4.2 rebounds, 2.0 assists and 1.1 steals ... converted 112 three pointers at a 39.2 percent rate and shot 84.1 percent from the foul line (169-201) ... as a sophomore in 2013-14, led Hamilton and the New England Small College Athletic Conference (NESCAC) and ranked 25th in Division III in scoring at 20.6 points per game to earn First Team All-NESCAC and Third Team All-Northeast Region honors from D3hoops.com ... as a freshman in 2012-13, ranked sixth in the NESCAC in scoring at 15.3 points per game.

**HIGH SCHOOL:** Concluded his scholastic career at Canisius High School by earning Third Team Class A All-State and All-Western New York First Team honors by The Buffalo News after averaging 15.0 points as a senior in 2012.

**HART'S SEASON GAME-BY-GAME STATISTICS**

Opponent	Date	gs	min	Total		3-Pointers		Free throws		Rebounds				pf	a	t/o	blk	stl	pts	avg	
				fg-fga	pct	3fg-fga	pct	ft-fta	pct	off	def	tot	avg								
UMES	11/11/16	*	24	1-5	.200	0-2	.000	2-2	1.000	1	2	3	3.0	0	4	2	0	1	4	4.0	
SIENA	11/15/16	*	22	1-5	.200	0-1	.000	2-2	1.000	0	0	0	1.5	0	0	1	0	0	4	4.0	
ARKANSAS-PINE BLUFF	11/17/16	*	21	2-5	.400	2-5	.400	0-0	.000	0	5	5	2.7	0	1	1	1	0	6	4.7	
vs Georgia	11/21/16	*	29	6-10	.600	5-6	.833	0-0	.000	0	0	0	2.0	5	2	1	0	0	17	7.8	
vs UAB	11/22/16	*	20	1-3	.333	1-2	.500	0-0	.000	0	1	1	1.8	2	3	1	0	1	3	6.8	
PENN STATE	11/26/16	*	23	3-8	.375	1-4	.250	1-2	.500	1	3	4	2.2	3	2	3	0	1	8	7.0	
at Harvard	11/29/16		13	2-3	.667	1-1	1.000	0-0	.000	0	1	1	2.0	2	0	0	0	2	5	6.7	
USF	12/03/16		23	2-3	.667	1-1	1.000	2-2	1.000	0	0	0	1.8	0	1	1	0	0	7	6.8	
vs Florida State	12/04/16	*	20	1-6	.167	0-2	.000	0-0	.000	1	1	2	1.8	1	0	2	0	0	2	6.2	
at Temple	12/07/16		14	1-4	.250	1-3	.333	0-0	.000	0	2	2	1.8	0	2	0	0	1	3	5.9	
HOWARD	12/10/16		20	2-5	.400	0-3	.000	2-2	1.000	0	1	1	1.7	1	3	0	0	0	6	5.9	
UCF	12/15/16		18	2-6	.333	1-3	.333	0-0	.000	2	2	4	1.9	0	3	0	0	0	5	5.8	
Totals			7	247	24-63	.381	13-33	.394	9-10	.900	5	18	23	1.9	14	21	12	1	6	70	5.8


Games played: 12  
 Minutes/game: 20.6  
 Points/game: 5.8  
 FG Pct: 38.1  
 3FG Pct: 39.4  
 FT Pct: 90.0

Rebounds/game: 1.9  
 Assists/game: 1.8  
 Turnovers/game: 1.0  
 Assist/turnover ratio: 1.8  
 Steals/game: 0.5  
 Blocks/game: 0.1

**HART'S CAREER STATISTICS**

Season	gp-gs	min/avg	Total		3-Point		F-Throws		Rebounds				Scoring							
			fg-fga	pct	fg-fga	pct	ft-fta	pct	off	def	tot	avg	pf	fo	ast	to	blk	stl	pts	avg
2012-13*	24-19	723/30.1	127-292	.435	49-133	.368	63-74	.851	17	80	97	4.0	41	0	42	29	3	30	366	15.3
2013-14*	25-25	850/34.0	173-363	.477	63-153	.412	106-127	.835	16	94	110	4.4	54	1	57	53	2	22	515	20.6
2015-16	38-0	333/8.8	49-112	.438	24-57	.421	23-26	.885	4	29	33	0.9	46	0	12	12	0	10	145	3.8
2016-17	12-7	247/20.6	24-63	.381	13-33	.394	9-10	.900	5	18	23	1.9	14	1	21	12	1	6	70	5.8
TOTAL	50-7	580/11.6	73-175	.417	37-90	.411	32-36	.889	9	47	56	1.1	60	1	33	24	1	16	215	4.3
All*	99-51	2153/21.7	373-830	.449	149-376	.396	201-237	.848	42	221	263	2.7	155	2	132	106	6	68	1096	11.1

\* Statistics from prior team/school



**#33 COLLIN GOSS**

**SO | Forward | 6-11**  
**Manassas, Va.**  
**St. Stephens & St.**  
**Agnes**  
**Arts and Sciences**

SEASON HIGH	COLIN GOSS'	CAREER HIGH
5 vs. Harvard (11/29)	Points	5 vs. Harvard (11/29/16)
19 vs. FSU (12/4)	Minutes	19 vs. FSU (12/4/16)
2 vs. SIENA (11/15)	FG Made	2 vs. SIENA (11/15/16)
4 vs. Harvard (11/29)	FG Attempted	4 vs. Harvard (11/29/16)
	3FG Made	
	3FG Attempted	1 vs. Saint Peter's (12/19/15)
2 vs. Howard (12/10)	FT Made	2 vs. Howard (12/10/16)
2 (2x)	FT Attempted	2 (3x)
3 vs. UAPB (11/17)	Rebounds	4 vs. Rutgers (12/12/15)
1 vs. UAPB (11/17)	Assists	1 vs. La Salle (2/21/16)
2 vs. Howard (12/10)	Blocks	2 vs. Howard (12/10/16)
1 (2x)	Steals	1 (3x)

**AS A SOPHOMORE AT GW (2016-2017):** Registered a game- and career-high two blocks in 13 minutes vs. Howard (12/10) ... played a career-high 19 minutes vs. FSU (12/4) ... tallied a career-high five points in 11 minutes vs. Harvard (11/29) ... made his season debut vs. Siena (11/15), coming off the bench to register four points on 2-of-2 shooting.

**AS A FRESHMAN AT GW (2015-16):** Appeared in 18 games ... made his collegiate debut on Nov. 24 vs. Gardner-Webb ... grabbed a season-high four rebounds vs. Rutgers (12/12).

**HIGH SCHOOL:** Earned Second Team All-Interstate Athletic Conference honors after averaging 9.8 points and recording three double-doubles for a St. Stephen's & St. Agnes team that finished 18-8 overall and 8-2 in IAC play as a junior in 2013-14 ... during his sophomore season in 2012-13, Goss was a Second Team All-Cardinal District selection at Forest Park High School ... participated in the 2014 Reebok Top 100 Breakout Classic camp ... the eighth D.C. Metro area recruit to sign with GW since Coach Mike Lonergan's arrival prior to the 2011-12 season ... will be the fourth Goss sibling to compete in NCAA Division I and second to attend GW ... his older sister Rachael is a 2014 GW graduate and was a four-year letterwinner for the Colonials' volleyball program, while two other older sisters, Kellie and Katie, played volleyball at Ole Miss and Duquesne, respectively.

**GOSS' SEASON GAME-BY-GAME STATISTICS**

Opponent	Date	gs	min	Total		3-Pointers		Free throws		Rebounds				pf	a	t/o	blk	stl	pts	avg
				fg-fga	pct	3fg-fga	pct	ft-fta	pct	off	def	tot	avg							
SIENA	11/15/16		5	2-2	1.000	0-0	.000	0-0	.000	1	0	1	1.0	1	0	0	0	0	4	4.0
ARKANSAS-PINE BLUFF	11/17/16		13	1-2	.500	0-0	.000	0-0	.000	2	1	3	2.0	3	1	1	1	0	2	3.0
at Harvard	11/29/16		11	2-4	.500	0-0	.000	1-2	.500	0	2	2	2.0	3	0	1	0	0	5	3.7
USF	12/03/16		5	0-1	.000	0-0	.000	0-0	.000	0	0	0	1.5	1	0	0	0	0	0	2.8
vs Florida State	12/04/16		19	0-1	.000	0-0	.000	0-0	.000	0	2	2	1.6	0	0	0	1	1	0	2.2
HOWARD	12/10/16		13	1-1	1.000	0-0	.000	2-2	1.000	0	2	2	1.7	0	0	0	2	1	4	2.5
UCF	12/15/16		2	0-0	.000	0-0	.000	0-0	.000	0	0	0	1.4	1	0	0	0	0	0	2.1
Totals		0	68	6-11	.545	0-0	.000	3-4	.750	3	7	10	1.4	9	1	2	4	2	15	2.1

Games played: 7  
 Minutes/game: 9.7  
 Points/game: 2.1  
 FG Pct: 54.5  
 FT Pct: 75.0

Rebounds/game: 1.4  
 Assists/game: 0.1  
 Turnovers/game: 0.3  
 Assist/turnover ratio: 0.5  
 Steals/game: 0.3  
 Blocks/game: 0.6

**GOSS' CAREER STATISTICS**

Season	gp-gs	min/avg	Total		3-Point		F-Throws		Rebounds				Scoring							
			fg-fga	pct	fg-fga	pct	ft-fta	pct	off	def	tot	avg	pf	fo	ast	to	blk	stl	pts	avg
2015-16	18-0	41/2.3	0-5	.000	0-1	.000	1-2	.500	1	8	9	0.5	6	0	1	3	3	1	1	0.1
2016-17	7-0	68/9.7	6-11	.545	0-0	.000	3-4	.750	3	7	10	1.4	9	0	1	2	4	2	15	2.1
TOTAL	25-0	109/4.4	6-16	.375	0-1	.000	4-6	.667	4	15	19	0.8	15	0	2	5	7	3	16	0.6



**TYLER CAVANAUGH**



**GS | Forward | 6-9**  
**Syracuse, N.Y.**  
**Jamesville-DeWitt/**  
**Wake Forest**  
**Masters of Tourism**  
**Administration**

SEASON HIGH	TYLER CAVANAUGH'S	CAREER HIGH
24 vs. MDES (11/11)	Points	30 vs. Duquesne (1/9/16)
39 vs. Temple (12/7)	Minutes	39 (2x)
8 vs. UAB (11/22)	FG Made	11 vs. Duquesne (1/9/16)
18 vs. UAB (11/22)	FG Attempted	18 vs. UAB (11/22/16)
4 vs. Georgia (11/21)	3FG Made	6 vs. Duquesne (1/9/16)
8 vs. Georgia (11/21)	3FG Attempted	10 vs. Duquesne (1/9/16)
9 vs. MDES (11/11)	FT Made	13 at UMass (1/12/16)
11 vs. UAPB (11/17)	FT Attempted	15 at UMass (1/12/16)
13 (2x)	Rebounds	17 vs. Lafayette (11/13/15)
5 vs. SIENA (11/15)	Assists	3 (7x)
2 vs. Harvard (11/29)	Blocks	2 vs. NC State (1/15/14) (3x) *at WFU
1 (4x)	Steals	3 vs. Saint Joseph's (3/11/16)

**AS A GRADUATE STUDENT AT GW (2016-2017):** Has started all 12 games ... leads the team in points (17.1), rebounds (7.6), FTs made (63) and attempted (75) ... leads the team with 35 assists ... has four double-doubles ... scored in double figures in 49 of 50 games as a Colonial ... had a double-double with 13 points and 13 rebounds vs. Howard (12/10) ... had his fourth 20-point game, and 13th with GW, by tallying 20 vs. Temple (12/7) ... scored 12 of GW's 14 points in the final 10 minutes of play, including a pair of threes, a 7-of-7 performance from the free throw line, and the game-winning three-pointer to give the Colonials a 66-63 at Temple (12/7) ... scored all 15 of his points in the second half vs. Penn State (11/26) ... had a double-double with 19 and 13 vs. UAB (11/22) ... vs. UAPB (11/17) had 18 points and 10 rebounds ... totaled 12 points and six rebounds vs. Siena (11/15) ... tallied 24 points and 10 rebounds against Maryland-Eastern Shore (11/11).

**AS A REDSHIRT JUNIOR AT GW (2015-16):** A second team All-A-10 and NABC All-District selection and All-Academic Team choice ... the NIT Most Outstanding Player ... started all 38 games and led the team in scoring (16.8 ppg) while ranking second in rebounding (7.6), FG% (.505) and 3PT FG% (.417) ... ranked 9th in the A-10 in FT% (.827); 8th in rebounding, 13th in scoring, 11th in FG% and fifth in 3PT FG% ... the only Colonial to score in double figures every game ... more than doubled his career averages at Wake Forest in scoring (7.0 to 16.8) and rebounding (3.2 to 7.6) ... had nine 20-point performances and one 30-point performance (vs. Duquesne) ... had 11 double-doubles ... recorded a career-high 17 rebounds in the season-opener vs. Lafayette, the most by any Colonial this season ... also had 15 points for his first career double-double ... became the first Colonial to reach the 30-point plateau since Damian Hollis vs. VCU (3/16/10) when he poured in 30 vs. Duquesne (1/9), hitting 11-16 shots and 6-10 from 3PT, while adding 10 boards for a double-double ... hit a career-high 13 free throws on 15 attempts to finish with a game-high 26 at UMass (1/12) ... hit 4-of-7 three-pointers and 7-of-10 shots overall for a team-high 18 at Dayton (1/15) ... turned in his fifth double-double with 13 points and 10 rebounds vs. Rhode Island ... recorded a second straight double-double with 16 points and 14 boards vs. Richmond (1/28) ... led the team with 17 points vs. Saint Joseph's (2/10) ... scored a game-high 22 points vs. La Salle (2/21) ... had a double-double with 13 & 11 at Richmond (2/24) ... scored a game-high 19 vs. VCU (2/27) ... had a double-double with 16 & 10 vs. George Mason (3/1), hitting 3-of-4 from three ... turned in a 20-point, 11-rebound outing on 7-of-11 shooting vs. Hofstra in the NIT First Round (3/16) ... scored a team-high 22 points and had a game-high 12 rebounds at Monmouth (3/21) for his second straight double-double ... had a game-high 23 points while hitting 4 of 5 threes vs. Florida (3/23) ... recorded his third double-double in four NIT games with 20 points and 11 boards vs. San Diego State ... had 12 points and six rebounds in the championship game vs. Valparaiso ... named Most Outstanding Player after averaging 19.4 points and 9.0 rebounds in five games ... he also shot .500 (11-22) from 3-point range and had three double-doubles in the tournament.

**AS A JUNIOR AT GW (2014-15):** Sat out the season per NCAA requirements after transferring from Wake Forest. Member of GW's Athletic Academic Dean's List (3.0+ GPA) for fall 2014 semester.

**AT WAKE FOREST (2012-14):** In two seasons with the Demon Deacons, Cavanaugh averaged 7.0 points, 3.2 rebounds and 19.0 minutes while playing all 64 games. As a sophomore in 2013-14, he started 22 of 33 games and posted averages of 8.8 points on 42 percent shooting and 3.9 rebounds to help the Demon Deacons finish with a winning record for the first time in four seasons at 17-16. Cavanaugh reached double-figure scoring 14 times in 2013-14 highlighted by a career-high 20 points along with six rebounds in an upset of No. 4 ranked Duke on March 5, 2014. In his freshman season in 2012-13, Cavanaugh provided 5.0 points, 2.5 rebounds and 16.7 minutes per game while earning ACC All-Academic Team honors and recognition on Wake Forest's Athletic Director's Honor Roll.


**CAVANAUGH'S SEASON GAME-BY-GAME STATISTICS**

Opponent	Date	gs	min	Total		3-Pointers		Free throws		Rebounds				pf	a	t/o	blk	stl	pts	avg	
				fg-fga	pct	3fg-fga	pct	ft-fga	pct	off	def	tot	avg								
UMES	11/11/16	*	34	6-12	.500	3-7	.429	9-9	1.000	2	8	10	10.0	3	2	4	0	0	24	24.0	
SIENA	11/15/16	*	38	4-13	.308	1-4	.250	3-4	.750	0	6	6	8.0	1	5	1	0	0	12	18.0	
ARKANSAS-PINE BLUFF	11/17/16	*	25	5-10	.500	0-3	.000	8-11	.727	4	6	10	8.7	2	3	0	0	0	18	18.0	
vs Georgia	11/21/16	*	36	7-17	.412	4-8	.500	3-4	.750	0	6	6	8.0	3	2	3	1	0	21	18.8	
vs UAB	11/22/16	*	37	8-18	.444	0-5	.000	3-3	1.000	4	9	13	9.0	1	1	1	1	0	19	18.8	
PENN STATE	11/26/16	*	27	4-9	.444	1-4	.250	6-6	1.000	2	2	4	8.2	4	3	5	1	1	15	18.2	
at Harvard	11/29/16	*	34	7-15	.467	1-3	.333	5-6	.833	3	4	7	8.0	3	3	4	2	1	20	18.4	
USF	12/03/16	*	33	4-15	.267	2-10	.200	6-8	.750	2	3	5	7.6	3	1	4	1	0	16	18.1	
vs Florida State	12/04/16	*	27	2-9	.222	1-3	.333	3-4	.750	1	5	6	7.4	3	2	2	0	2	8	17.0	
at Temple	12/07/16	*	39	5-12	.417	3-4	.750	7-7	1.000	0	5	5	7.2	2	4	3	1	0	20	17.3	
HOWARD	12/10/16	*	33	3-12	.250	2-4	.500	5-6	.833	5	8	13	7.7	0	6	5	0	0	13	16.9	
UCF	12/15/16	*	33	6-13	.462	2-4	.500	5-7	.714	2	4	6	7.6	2	3	2	0	1	19	17.1	
Totals			12	396	61-155	.394	20-59	.339	63-75	.840	25	66	91	7.6	27	35	34	7	5	205	17.1

**CAVANAUGH'S CAREER STATISTICS**

Season	gp-gs	min/avg	Total		3-Point		F-Throws		Rebounds				Scoring							
			fg-fga	pct	fg-fga	pct	ft-fga	pct	off	def	tot	avg	pf	fo	ast	to	blk	stl	pts	avg
2012-13*	31-6	519/16.7	50-157	.318	14-59	.237	41-54	.759	31	46	77	2.5	74	1	16	37	5	6	155	5.0
2013-14*	33-22	699/21.2	86-204	.422	21-67	.313	98-124	.790	32	95	127	3.8	90	1	22	48	11	7	291	8.8
2015-16	38-38	1157/30.4	209-414	.505	53-127	.417	167-202	.827	76	212	288	7.6	95	3	46	79	9	21	638	16.8
2016-17	12-12	396/33.0	61-155	.394	20-59	.339	63-75	.840	25	66	91	7.6	27	0	35	34	7	5	205	17.1
TOTAL	50-50	1553/31.1	270-569	.475	73-186	.392	230-277	.830	101	278	379	7.6	122	3	81	113	16	26	843	16.9
All*	114-78	2771/24.3	406-930	.437	108-312	.346	369-455	.811	164	419	583	5.1	286	5	119	198	32	39	1289	11.3

\* Statistics from prior team/school



## #40 KEVIN MARFO

**FR | Forward | 6-8**  
**Bergenfield, NJ**  
**Worcester Academy (MA)**  
**Arts & Sciences**

SEASON HIGH	KEVIN MARFO'S
18 vs. FSU (12/4)	Points
26 vs. FSU (12/4)	Minutes
6 vs. FSU (12/4)	FG Made
10 vs. FSU (12/4)	FG Attempted
	3FG Made
	3FG Attempted
6 vs. FSU (12/4)	FT Made
11 vs. FSU (12/4)	FT Attempted
9 vs. FSU (12/4)	Rebounds
5 (2x)	Assists
1 (2x)	Blocks
2 (2x)	Steals

**AS A FRESHMAN AT GW (2016-2017):** Tallied a season- and team-high 18 points vs. FSU (12/4), shooting 6-of-10 from the floor and grabbing a game high-tying nine rebounds ... registered a nine points in 13 minutes vs. Harvard (11/29) ... tallied five points, five rebounds, and two steals in 14 minutes vs. UAPB (11/17) ... registered two points and two rebounds in six minutes vs. Siena (11/15) ... made his GW debut on Nov. 11 vs. Maryland-Eastern Shore with four minutes off the bench.

**HIGH SCHOOL:** Spent his last two seasons at Worcester Academy after beginning his high school career at Bergen Catholic ... a team captain as a senior when he averaged 17 points and 12 rebounds ... averaged 9.1 points and 8.5 rebounds as a junior ... the No. 3 ranked player in Massachusetts coming out of high school ... before his senior season, had a successful summer playing AAU for the Boston Amateur Basketball Club, averaging 11.3 points and 9.2 rebounds per game which ranked fifth in the NIKE EYBL ... in four games of the Nike Peach Jam playing against some of the nation's top prep players, he had averages of 12.2 points and 7.2 rebounds.

**PERSONAL:** Parents are Joseph and Sandra ... has two sisters, Mikita and Ashley ... born in Brooklyn ... a member of the Honor Society in high school ... majoring in arts and sciences.

### MARFO'S SEASON GAME-BY-GAME STATISTICS

Opponent	Date	gs	min	Total		3-Pointers		Free throws		Rebounds				pf	a	t/o	blk	stl	pts	avg	
				fg-fga	pct	3fg-fga	pct	ft-fta	pct	off	def	tot	avg								
UMES	11/11/16		4	0-0	.000	0-0	.000	0-0	.000	0	1	1	1.0	2	0	1	0	0	0	0.0	
SIENA	11/15/16		6	1-1	1.000	0-0	.000	0-0	.000	0	2	2	1.5	1	0	1	0	0	2	1.0	
ARKANSAS-PINE BLUFF	11/17/16		14	0-0	.000	0-0	.000	5-10	.500	0	5	5	2.7	2	0	7	1	2	5	2.3	
vs Georgia	11/21/16		4	0-0	.000	0-0	.000	0-0	.000	0	1	1	2.3	1	0	0	0	0	0	1.8	
vs UAB	11/22/16		3	1-2	.500	0-0	.000	2-2	1.000	2	0	2	2.2	1	0	0	0	0	4	2.2	
PENN STATE	11/26/16		10	1-2	.500	0-0	.000	0-2	.000	0	4	4	2.5	1	0	0	1	0	2	2.2	
at Harvard	11/29/16		13	2-4	.500	0-0	.000	5-8	.625	3	1	4	2.7	1	0	1	0	1	9	3.1	
USF	12/03/16		8	0-0	.000	0-0	.000	1-4	.250	0	0	0	2.4	1	0	2	0	1	1	2.9	
vs Florida State	12/04/16		26	6-10	.600	0-0	.000	6-11	.545	7	2	9	3.1	2	0	2	0	2	18	4.6	
at Temple	12/07/16		7	0-3	.000	0-0	.000	0-0	.000	2	1	3	3.1	1	0	2	0	0	0	4.1	
HOWARD	12/10/16		14	0-1	.000	0-0	.000	4-4	1.000	0	5	5	3.3	3	0	1	0	1	4	4.1	
UCF	12/15/16		18	0-1	.000	0-0	.000	0-2	.000	2	0	2	3.2	2	0	0	1	0	0	3.8	
Totals			0	127	11-24	.458	0-0	.000	23-43	.535	16	22	38	3.2	18	0	17	3	7	45	3.8

Games played: 12  
 Minutes/game: 10.6  
 Points/game: 3.8  
 FG Pct: 45.8  
 FT Pct: 53.5

Rebounds/game: 3.2  
 Turnovers/game: 1.4  
 Steals/game: 0.6  
 Blocks/game: 0.3

### MARFO'S CAREER STATISTICS

Season	gp-gs	min/avg	Total		3-Point		F-Throws		Rebounds				Scoring							
			fg-fga	pct	fg-fga	pct	ft-fta	pct	off	def	tot	avg	pf	fo	ast	to	blk	stl	pts	avg
2016-17	12-0	127/10.6	11-24	.458	0-0	.000	23-43	.535	16	22	38	3.2	18	0	0	17	3	7	45	3.8
TOTAL	12-0	127/10.6	11-24	.458	0-0	.000	23-43	.535	16	22	38	3.2	18	0	0	17	3	7	45	3.8



2016-17 GW Men's Basketball  
George Washington Combined Team Statistics (as of Dec 15, 2016)  
All games



RECORD:	OVERALL	HOME	AWAY	NEUTRAL
ALL GAMES	8-4	6-1	2-0	0-3
CONFERENCE	0-0	0-0	0-0	0-0
NON-CONFERENCE	8-4	6-1	2-0	0-3

#	Player	gp-gs	min	avg	Total		3-Point		F-Throw		Rebounds					pts	avg					
					fg-fga	fg%	3fg-fga	3fg%	ft-fta	ft%	off	def	tot	avg	pf			dq	a	to	blk	stl
34	CAVANAUGH, Tyler	12-12	396	33.0	61-155	.394	20-59	.339	63-75	.840	25	66	91	7.6	27	0	35	34	7	5	205	17.1
12	WATANABE, Yuta	5-5	150	30.0	19-44	.432	6-20	.300	23-31	.742	11	15	26	5.2	10	0	9	8	6	3	67	13.4
23	SINA, Jaren	12-12	385	32.1	35-102	.343	23-61	.377	30-32	.938	6	29	35	2.9	17	0	34	23	0	11	123	10.3
15	SMITH, Collin	12-11	270	22.5	36-74	.486	4-12	.333	16-33	.485	20	54	74	6.2	34	1	5	17	11	10	92	7.7
14	ROLAND, Jordan	12-5	223	18.6	33-65	.508	15-36	.417	10-13	.769	8	21	29	2.4	22	0	19	12	0	8	91	7.6
11	TORO, Arnaldo	12-7	261	21.8	24-57	.421	2-9	.222	23-33	.697	32	44	76	6.3	20	0	8	15	5	11	73	6.1
30	HART, Matt	12-7	247	20.6	24-63	.381	13-33	.394	9-10	.900	5	18	23	1.9	14	1	21	12	1	6	70	5.8
10	STEEVES, Patrick	7-1	113	16.1	9-24	.375	1-10	.100	9-12	.750	5	13	18	2.6	6	0	4	9	1	2	28	4.0
40	MARFO, Kevin	12-0	127	10.6	11-24	.458	0-0	.000	23-43	.535	16	22	38	3.2	18	0	0	17	3	7	45	3.8
03	BOLDEN, Jair	12-0	119	9.9	8-32	.250	6-21	.286	4-6	.667	4	8	12	1.0	10	0	16	16	3	3	26	2.2
33	GOSS, Collin	7-0	68	9.7	6-11	.545	0-0	.000	3-4	.750	3	7	10	1.4	9	0	1	2	4	2	15	2.1
05	MITOLA, Adam	3-0	15	5.0	1-5	.200	1-3	.333	0-0	.000	0	2	2	0.7	2	0	0	1	0	0	3	1.0
04	WILLIAMS, Justin	4-0	26	6.5	0-4	.000	0-2	.000	2-2	1.000	1	5	6	1.5	1	0	0	2	1	0	2	0.5
Team											20	19	39				7					
Total.....		12	2400		267-660	.405	91-266	.342	215-294	.731	156	323	479	39.9	190	2	152	175	42	68	840	70.0
Opponents.....		12	2400		297-708	.419	84-230	.365	137-184	.745	108	285	393	32.8	240	-	177	138	50	94	815	67.9

TEAM STATISTICS	GW	OPP	Date	Opponent	Score	Att.
SCORING	840	815	11/11/16	UMES	w 75-71	3256
Points per game	70.0	67.9	11/15/16	SIENA	w 77-75	2224
Scoring margin	+2.1	-	11/17/16	ARKANSAS-PINE BLUFF	w 61-41	2013
FIELD GOALS-ATT	267-660	297-708	11/21/16	vs Georgia	L 73-81	10071
Field goal pct	.405	.419	11/22/16	vs UAB	L 74-81	12147
3 POINT FG-ATT	91-266	84-230	11/26/16	PENN STATE	L 68-74	2378
3-point FG pct	.342	.365	11/29/16	at Harvard	w 77-74	1406
3-pt FG made per game	7.6	7.0	12/03/16	USF	w 68-67	2288
FREE THROWS-ATT	215-294	137-184	12/04/16	vs Florida State	L 48-67	8645
Free throw pct	.731	.745	12/07/16	at Temple	w 66-63	5016
F-Throws made per game	17.9	11.4	12/10/16	HOWARD	w 79-62	2304
REBOUNDS	479	393	12/15/16	UCF	w 74-59	2891
Rebounds per game	39.9	32.8				
Rebounding margin	+7.2	-				
ASSISTS	152	177				
Assists per game	12.7	14.8				
TURNOVERS	175	138				
Turnovers per game	14.6	11.5				
Turnover margin	-3.1	-				
Assist/turnover ratio	0.9	1.3				
STEALS	68	94				
Steals per game	5.7	7.8				
BLOCKS	42	50				
Blocks per game	3.5	4.2				
ATTENDANCE	17354	37285				
Home games-Avg/Game	7-2479	2-3211				
Neutral site-Avg/Game	-	3-10288				

\* - Conference game

Score by Periods	1st	2nd	Totals
George Washington	385	455	840
Opponents	354	461	815

TEAM GAME-BY-GAME

Opponent	Date	Score	Total		3-Pointers		Free throws		Rebounds				pf	a	t/o	blk	stl	pts	avg
			fg-fga	pct	3fg-fga	pct	ft-fita	pct	off	def	tot	avg							
UMES	11/11/16	75-71 W	19-45	.422	8-22	.364	29-34	.853	13	28	41	41.0	14	16	20	3	3	75	75.0
SIENA	11/15/16	77-75 W	27-61	.443	5-19	.263	18-23	.783	16	30	46	43.5	15	11	12	3	3	77	76.0
ARKANSAS-PINE BLUFF	11/17/16	61-41 W	16-45	.356	3-20	.150	26-41	.634	14	41	55	47.3	17	9	19	5	8	61	71.0
vs Georgia	11/21/16	73-81 L	24-56	.429	10-24	.417	15-24	.625	6	24	30	43.0	22	12	11	1	3	73	71.5
vs UAB	11/22/16	74-81 L	26-65	.400	8-27	.296	14-16	.875	17	18	35	41.4	19	8	18	4	6	74	72.0
PENN STATE	11/26/16	68-74 L	24-56	.429	5-24	.208	15-20	.750	7	28	35	40.3	16	14	15	7	7	68	71.3
at Harvard	11/29/16	77-74 W	23-52	.442	5-10	.500	26-35	.743	15	25	40	40.3	17	10	16	3	8	77	72.1
USF	12/03/16	68-67 W	21-55	.382	9-23	.391	17-27	.630	13	20	33	39.4	13	13	11	2	9	68	71.6
vs Florida State	12/04/16	48-67 L	14-62	.226	4-23	.174	16-24	.667	23	29	52	40.8	14	6	18	4	7	48	69.0
at Temple	12/07/16	66-63 W	25-53	.472	9-18	.500	7-8	.875	11	26	37	40.4	13	18	16	3	5	66	68.7
HOWARD	12/10/16	79-62 W	23-51	.451	13-26	.500	20-23	.870	10	31	41	40.5	18	20	13	3	3	79	69.6
UCF	12/15/16	74-59 W	25-59	.424	12-30	.400	12-19	.632	11	23	34	39.9	12	15	6	4	6	74	70.0
George Washington		840	267-660	.405	91-266	.342	215-294	.731	156	323	479	39.9	190	152	175	42	68	840	70.0
Opponents		815	297-708	.419	84-230	.365	137-184	.745	108	285	393	32.8	240	177	138	50	94	815	67.9

COMPARISON

Opponent	1st	2nd	Score	Mar	Total FG	FG Pct	3-Pointers	3FG Pct	Free Throws	FT Pct	Rebounds	Assist	T/Over	Block	Steal	Fouls	
UMES	32/22	43/49	75-71	+4	19-45/25-68	.422/.368	8-22/9-21	.364/.429	29-34/12-14	.853/.857	41/30	+11	16/11	20/10	3/2	3/11	14/24
SIENA	34/33	43/42	77-75	+2	27-61/30-67	.443/.448	5-19/7-20	.263/.350	18-23/8-13	.783/.615	46/29	+17	11/12	12/6	3/5	3/6	15/20
ARKANSAS-PINE BLUFF	30/18	31/23	61-41	+20	16-45/16-60	.356/.267	3-20/3-22	.150/.136	26-41/6-11	.634/.545	55/32	+23	9/9	19/13	5/1	8/11	17/27
Georgia	36/35	37/46	73-81	(8)	24-56/28-58	.429/.483	10-24/6-16	.417/.375	15-24/19-26	.625/.731	30/39	(9)	12/16	11/7	1/1	3/6	22/19
UAB	29/39	45/42	74-81	(7)	26-65/27-52	.400/.519	8-27/8-18	.296/.444	14-16/19-22	.875/.864	35/31	+4	8/19	18/17	4/4	6/9	19/16
PENN STATE	32/23	36/51	68-74	(6)	24-56/25-60	.429/.417	5-24/5-13	.208/.385	15-20/19-22	.750/.864	35/39	(4)	14/17	15/15	7/7	7/6	16/16
Harvard	37/33	40/41	77-74	+3	23-52/26-56	.442/.464	5-10/9-22	.500/.409	26-35/13-17	.743/.765	40/29	+11	10/18	16/16	3/7	8/11	17/28
USF	32/35	36/32	68-67	+1	21-55/29-54	.382/.537	9-23/7-15	.391/.467	17-27/2-4	.630/.500	33/32	+1	13/16	11/15	2/2	9/5	13/23
Florida State	19/35	29/32	48-67	(19)	14-62/27-66	.226/.409	4-23/8-22	.174/.364	16-24/5-8	.667/.625	52/42	+10	6/17	18/12	4/6	7/10	14/20
Temple	31/25	35/38	66-63	+3	25-53/23-54	.472/.426	9-18/12-26	.500/.462	7-8/5-8	.875/.625	37/23	+14	18/21	16/9	3/8	5/6	13/14
HOWARD	43/34	36/28	79-62	+17	23-51/20-60	.451/.333	13-26/5-20	.500/.250	20-23/17-21	.870/.810	41/31	+10	20/8	13/7	3/3	3/10	18/16
UCF	30/22	44/37	74-59	+15	25-59/21-53	.424/.396	12-30/5-15	.400/.333	12-19/12-18	.632/.667	34/36	(2)	15/13	6/11	4/4	6/3	12/17

Note: Game totals are displayed in the format TEAM/OPPONENT for each category

POINTS-REBOUNDS-ASSISTS


Opponent	Date	Score		03	04	05	10	11	12	14
				BOLDEN,JAI	WILLIAMS,J	MITOLA,ADA	STEEVES,PA	TORO,ARNAL	WATANABE,Y	ROLAND,JOR
UMES	11/11/16	75-71 W	w	2-1-2	DNP	DNP	4-3-0	4-3-0	18-6-1	4-1-3
SIENA	11/15/16	77-75 W	w	0-1-1	DNP	DNP	7-3-0	6-7-0	13-12-2	2-2-2
ARKANSAS-PINE BLUFF	11/17/16	61-41 W	w	4-2-1	0-2-0	0-0-0	3-3-0	4-6-0	4-2-1	3-5-1
vs Georgia	11/21/16	73-81 L	L	0-0-0	DNP	DNP	8-2-0	7-8-0	14-3-3	0-0-0
vs UAB	11/22/16	74-81 L	L	3-0-0	DNP	DNP	2-0-0	7-5-0	18-3-2	0-0-0
PENN STATE	11/26/16	68-74 L	L	2-1-0	DNP	DNP	4-5-3	2-5-0	DNP	11-3-3
at Harvard	11/29/16	77-74 W	w	0-1-0	DNP	DNP	0-2-1	8-10-2	DNP	8-4-3
USF	12/03/16	68-67 W	w	6-2-3	DNP	DNP	DNP	8-9-2	DNP	6-6-2
vs Florida State	12/04/16	48-67 L	L	2-2-2	2-3-0	0-1-0	DNP	0-6-0	DNP	5-1-0
at Temple	12/07/16	66-63 W	w	0-0-2	DNP	DNP	DNP	12-9-1	DNP	14-4-1
HOWARD	12/10/16	79-62 W	w	6-2-2	0-1-0	3-1-0	DNP	6-2-2	DNP	11-2-2
UCF	12/15/16	74-59 W	w	1-0-3	0-0-0	DNP	DNP	9-6-1	DNP	27-1-2

Opponent	Date	Score		15	23	30	33	34	40
				SMITH,COLL	SINA,JAREN	HART,MATT	GOSS,COLLI	CAVANAUGH,	MARFO,KEVI
UMES	11/11/16	75-71 W	w	7-6-0	8-3-4	4-3-4	DNP	24-10-2	0-1-0
SIENA	11/15/16	77-75 W	w	11-6-0	16-2-1	4-0-0	4-1-0	12-6-5	2-2-0
ARKANSAS-PINE BLUFF	11/17/16	61-41 W	w	8-7-0	4-4-1	6-5-1	2-3-1	18-10-3	5-5-0
vs Georgia	11/21/16	73-81 L	L	4-2-0	2-5-5	17-0-2	DNP	21-6-2	0-1-0
vs UAB	11/22/16	74-81 L	L	2-5-0	16-5-2	3-1-3	DNP	19-13-1	4-2-0
PENN STATE	11/26/16	68-74 L	L	11-5-1	13-2-2	8-4-2	DNP	15-4-3	2-4-0
at Harvard	11/29/16	77-74 W	w	3-5-0	19-2-1	5-1-0	5-2-0	20-7-3	9-4-0
USF	12/03/16	68-67 W	w	22-8-2	2-1-2	7-0-1	0-0-0	16-5-1	1-0-0
vs Florida State	12/04/16	48-67 L	L	2-9-0	9-5-2	2-2-0	0-2-0	8-6-2	18-9-0
at Temple	12/07/16	66-63 W	w	11-7-2	6-1-6	3-2-2	DNP	20-5-4	0-3-0
HOWARD	12/10/16	79-62 W	w	6-6-0	20-2-5	6-1-3	4-2-0	13-13-6	4-5-0
UCF	12/15/16	74-59 W	w	5-8-0	8-3-3	5-4-3	0-0-0	19-6-3	0-2-0







**#3 JAIR BOLDEN**  
G | 6-4 | Fr. | Brooklyn, N.Y.




**#4 JUSTIN WILLIAMS**  
G | 6-4 | Fr. | Glen Burnie, Md.



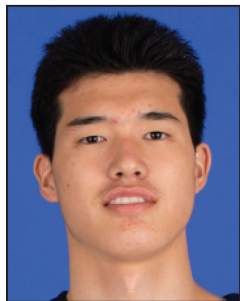
**#5 ADAM MITOLA**  
G | 6-2 | Fr. | Florham Park, N.J.




**#10 PATRICK STEEVES**  
G/F | 6-8 | GS^  
Montreal, Quebec




**#11 ARNALDO TORO**  
F | 6-8 | Fr.  
Hormigueros, Puerto Rico




**#12 YUTA WATANABE**  
G | 6-9 | Jr. | Kagawa, Japan



**#14 JORDAN ROLAND**  
G | 6-1 | So. | Syracuse, N.Y.




**#15 COLLIN SMITH**  
C | 6-10 | Fr. | Jacksonville, Fla.




**#23 JAREN SINA**  
G | 6-2 | r-Jr.  
Lake Hopatcong, N.J.




**#30 MATT HART**  
G | 6-1 | r-Sr.  
Orchard Park, N.Y.



**#33 COLLIN GOSS**  
F | 6-11 | So. | Manassas, Va.



**#34 TYLER CAVANAUGH**  
F | 6-9 | GS | Syracuse, N.Y.



**#40 KEVIN MARFO**  
F | 6-8 | Fr. | Bergenfield, N.J.

*^ - has two years of eligibility starting in 2016-17*



**MAURICE JOSEPH**  
Interim Head Coach  
1st Year as IHC; 6th Overall



**HAJJ TURNER**  
Associate Head Coach | 6th Year



**CARMEN MACIARIELLO**  
Assistant Coach | 3rd Year



**CHRIS HOLM**  
Assistant Coach | 2nd Year



**VICTORIA SUN**  
Director of Operations  
1st Year



**JOE MCDONALD**  
Director of Player Development | 1st Year

**2016-17 GEORGE WASHINGTON MEN'S BASKETBALL RADIO/TV SPOT ROSTER**

**PRONUNCIATIONS**

Yuta Watanabe – you-tuh wah-tuh-nah-bay

Hajj Turner – hahj

Carmen Maciariello – mass-uh-rell-oh