



# 18

## vs. No. 25 Miami

Wednesday, January 23, 2013 • 7:00 p.m. • ESPN  
Coral Gables, Fla. • BankUnited Center (8,000)

### 2012-13 SCHEDULE

N. 9 [8-] GEORGIA STATE (ESPNU) W, 74-55

#### STATE FARM CHAMPIONS CLASSIC (Georgia Dome - Atlanta, Ga.)

N. 13 [9/3] vs. Kentucky (ESPN) W, 75-68

#### BATTLE FOR ATLANTIS (Cameron Indoor Stadium - Durham, N.C.)

N. 18 [9-] FLORIDA GULF COAST (ESPNU) W, 88-67

#### BATTLE FOR ATLANTIS (Imperial Arena - Paradise Island, Bahamas)

N. 22 [5-] vs. Minnesota (AXS.tv) W, 89-71

N. 23 [5-] vs. VCU (NBC Sports) W, 67-58

N. 24 [5/2] vs. Louisville (NBC Sports) W, 76-71

#### ACC/BIG TEN CHALLENGE (Cameron Indoor Stadium - Durham, N.C.)

N. 28 [2/4] OHIO STATE (ESPN) W, 73-68

D. 1 [2-] DELAWARE (RSN) W, 88-50

#### CARQUEST AUTO PARTS CLASSIC (Izod Center - East Rutherford, N.J.)

D. 8 [2-] vs. Temple (ESPN) W, 90-67

D. 19 [1-] CORNELL (ESPNU) W, 88-47

D. 20 [1-] ELON (ESPNU) W, 76-54

D. 29 [1-] SANTA CLARA (ESPNU) W, 90-77

J. 2 [1-] < vs. Davidson (ESPN2) W, 67-50

J. 5 [1-] WAKE FOREST \* (ESPNU) W, 80-62

J. 8 [1-] CLEMSON \* (ESPNU) W, 68-40

J. 12 [1/20] at N.C. State \* (ESPN) L, 76-84

J. 17 [3-] GEORGIA TECH \* (ESPN) W, 73-57

J. 23 [1-25] at Miami \* (ESPN) 7:00

J. 26 [1-] MARYLAND \* (CBS) 1:00

J. 30 at Wake Forest \* (ACCN) 8:00

F. 2 at Florida State \* (ESPN) 2:00

F. 7 N.C. STATE \* (ACCN) 9:00

F. 10 at Boston College \* (ESPNU) 6:00

F. 13 NORTH CAROLINA \* (ESPN/ACCN) 9:00

F. 16 at Maryland \* (ESPN) 6:00

F. 21 at Virginia Tech \* (ESPN2) 9:00

F. 24 BOSTON COLLEGE \* (ACCN) 2:00

F. 28 at Virginia \* (ESPN) 9:00

M. 2 MIAMI \* (ESPN) 6:00

M. 5 VIRGINIA TECH \* (ESPNU) 7:00

M. 9 at North Carolina \* (ESPN) 9:00

#### ACC TOURNAMENT

(Greensboro Coliseum - Greensboro, N.C.)

M. 14-17 ACC Tournament (ESPN/ACCN) TBD

Home games in **BOLDFACE CAPS**

\* indicates Atlantic Coast Conference game

[ ] - denotes Duke/opponent AP ranking at time of game

< Time Warner Cable Arena

### THE MATCHUP

Duke

Blue Devils



Record (ACC) 16-1 (3-1)  
AP / Coaches Polls 1 / 1  
Last Game W, 73-57 vs. Georgia Tech (1/17)

Head Coach Mike Krzyzewski (Army, '69)  
Career Record 943-292 / 38th Season  
Duke Record 870-233 / 33rd Season  
vs. Miami 15-2

### TELEVISION

ESPN

Play-by-Play: Dan Shulman

Analyst: Dick Vitale

Sideline: Jeannine Edwards

Miami

Hurricanes



Record (ACC) 13-3 (4-0)  
AP / Coaches Polls 25 / RV  
Last Game W, 60-59 vs. Boston College (1/16)

Head Coach Jim Larranaga (Providence, '71)  
Career Record 503-350 / 29th Season  
Miami Record 33-16 / 2nd Season

### RADIO

Blue Devil IMG Sports Network

Play-by-Play: Bob Harris

Analyst: John Roth

Sirius - 91; XM - 91

### THE OPENING TIP

- Duke is 16-1 on the year after taking down Georgia Tech, 73-57, in Cameron Indoor Stadium. Duke is 16-1 for the sixth time in the last 10 seasons under **Mike Krzyzewski**.
- The Blue Devils are ranked No. 1 in both the AP Poll and the USA Today Coaches Poll. Duke has been ranked in the AP Top 10 for 105 consecutive weeks and has been ranked No. 1 five times this season.
- Wednesday's game will mark Duke's second true road game of the season. Duke has played six neutral-site games and one true road game this season. Duke is 6-1 away from Cameron Indoor Stadium with its only loss an 84-76 defeat at No. 20 N.C. State.
- Duke is the only two team in the country to be ranked in the top five in the AP and Coaches polls, the NCAA RPI and SOS rankings.
- Duke is 3-1 versus the top 25 with wins over No. 2 Louisville, No. 3 Kentucky and No. 4 Ohio State and a loss at No. 20 N.C. State.

### The Last Time Out

- Seth Curry** scored 24 points and hit 6-of-7 three-pointers to lead No. 3 Duke past Georgia Tech, 73-57, in Cameron Indoor Stadium. Curry missed his first trey but hit his final six, including all four in the second half, as the Blue Devils improved to 10-0 at home.
- Freshman **Rasheed Sulaimon** hit 3-of-4 three-pointers and scored 15 points, while senior **Mason Plumlee** scored 16 points and recorded his ACC-leading 11th double-double of the season.
- Duke forced 21 Georgia Tech turnovers and converted those takeaways into 28 points.
- The Blue Devils trailed at halftime, 28-27, but opened the second half with a 19-4 run to stake a double-figure lead. Duke led by at least 10 points the rest of the way.
- Duke shot 40.0 percent from the floor. The Blue Devils have shot at least 40.0 percent in every game this season.

### DUKE BLUE DEVIL AVERAGES

No.	Name (Ht., Wt., Yr.)	Pos.	PPG	RPG	APG	Notables
2	♦ Quinn Cook (6-1, 175, So.)	G	11.5	3.8	6.1	averaging 12.8 ppg & 7.8 apg in ACC play
3	Tyler Thornton (6-1, 190, Jr.)	G	3.5	2.4	2.5	21.3 mins per game most of any bench player
5	♦ Mason Plumlee (6-10, 235, Sr.)	F	17.4	11.5	1.9	ACC-leading 11 double-doubles
12	Alex Murphy (6-8, 220, R-Fr.)	F	2.0	1.1	0.0	has played in 15 games
14	♦ Rasheed Sulaimon (6-4, 185, Fr.)	G	11.0	3.6	2.1	double-figure scoring in 11 of 17 games
15	♦ Josh Hairston (6-7, 240, Jr.)	F	1.9	2.2	0.3	has started last 2 games
21	Amile Jefferson (6-8, 195, Fr.)	F	3.7	2.6	0.2	16 pts, 14 rebs last 2 games (8.0 ppg, 7.0 rpg)
30	♦ Seth Curry (6-2, 185, Sr.)	G	16.9	2.0	1.3	team-high eight 20+ point games
34	Ryan Kelly (6-11, 230, Sr.)	F	13.4	5.4	1.5	out indefinitely with right foot injury
40	Marshall Plumlee (6-11, 235, R-Fr.)	F	0.3	0.3	0.0	scored 1st career points vs. Wake Forest (1/5)
52	Todd Zafirovski (6-9, 245, Sr.)	F	1.3	0.5	0.0	has played in 4 contests

♦ - indicates probable starter

## Media Information

### Media Contacts

Matt Plizga, Associate Director  
 Email: plizga@duaa.duke.edu  
 Office: 919-668-1712 / Cell: 919-812-0882  
 Chris Cook, Assistant Director  
 Email: cook@duaa.duke.edu  
 Office: 919-684-8708 / Cell: 919-812-7141

### Blue Devil IMG Sports Network

A state-wide radio audience follows all the action of Duke men's basketball on the Blue Devil IMG Sports Network. The network provides in-depth pregame coverage, live play-by-play of all the action and the post-game press conferences straight from the locker room to over 30 stations via satellite each game. The broadcast also features a one-hour pregame show.

Bob Harris, Play-by-Play  
 John Roth, Color Commentary  
 John Rose, Engineer

### Inside Basketball With Duke's Coach K

The popular weekly television show "Inside Basketball with Duke's Coach K" is back for another successful season. The 30-minute, action-packed program features head coach Mike Krzyzewski and his expert analysis of ACC and national basketball issues. The show airs locally on WTVD-TV Sundays at noon; on Saturdays on Fox Sports Net South and throughout the week on MASN.

### Coach K On SIRIUS XM Satellite Radio

Mike Krzyzewski also hosts his own SIRIUS XM Satellite Radio program. "Basketball and Beyond with Coach K" offers a mix of topical issues, such as the state of college basketball, interviews with special guests, including business leaders, entertainers and athletes, and Krzyzewski's personal perspective on principles for life on and off the court. Coach K and his co-host, sportscaster Dave Sims, can be heard on the hour-long program nationwide each week during basketball season. Please check [www.xmradio.com](http://www.xmradio.com) or [www.sirius.com](http://www.sirius.com) for air dates and times.

### ACC Weekly Teleconference

Beginning in January, Mike Krzyzewski is available each Monday at 12:00 p.m. on the ACC men's basketball coaches' teleconference. The weekly teleconference begins on January 7 and continues through March 4. Please call Matt Plizga at (919) 668-1712 or Brian Morrison of the ACC at (336) 851-6062 for the number.

### GoDuke.com

For unparalleled coverage of the entire intercollegiate athletics department at Duke, access the World Wide Web at GoDuke.com. The official site of Duke athletics features the latest technological advances, plus in-depth coverage of Duke players, coaches and staff. Duke fans will also get the latest game notes, player biographies and happenings of the Duke basketball program. Head coach Mike Krzyzewski will be featured with daily audio updates.

### Duke Basketball Media Guide

The Duke basketball media guide is available online at GoDuke.com. To view the guide, visit the Men's Basketball homepage and click on the "Media Guide" link from the menu on the left side of the page.

### Duke\_MBB



facebook.com/DukeMBB

## Numbers Game

● Duke, ranked No. 1 in the latest AP Poll, has been ranked in the top 10 of the poll 105 consecutive weeks. The last time Duke was not ranked in the top 10 was Nov. 19, 2007.

● Under Coach K, Duke has played more games as a No. 1 team (216 entering Wednesday's contest) than it has as an unranked team (141).

● Duke is playing its 194th straight game as a top-10 team in the AP poll. Duke is 162-31 in that span.

● Under Coach K, Duke is 401-162 (.621) against teams currently in the ACC.

● Duke is the only team in the country to rank among the top five in the Associated Press Poll (No. 1), Coaches Poll (No. 1), NCAA RPI (No. 1) and Strength of Schedule index (No. 2).

● Duke leads the ACC in three-point percentage (.422) and three-point field goals per game (7.8 3pg.). The .422 three-point field goal percentage would rank as third-best in school history.

● Seth Curry has 20 or more points in three of Duke's four ACC games. In league play, he is second in the ACC in scoring at 19.0 points per game while leading the ACC in three-point percentage (.571) and three-point field goals (4.0 3pg.).

● Seth Curry has hit six straight three-pointers entering Wednesday's game. He went 6-of-7 from long range on Jan. 17 versus Georgia Tech, tying the school single-game three-point percentage record (minimum five attempts).

● Mason Plumlee has led the Blue Devils in rebounding in 15 straight games and in 16 of Duke's 17 games. He leads the ACC in rebounds (11.5 rpg.), double-figure rebounding games (12) and double-doubles (11). He ranks fifth nationally in total rebounding and second in defensive rebounds per game (8.4 drpg.).

● Freshman Amile Jefferson has taken advantage of extended minutes over the last two games averaging 8.0 points, 7.0 rebounds, 1.0 blocks and 1.0 steals per game. Duke is an impressive +43 points with Jefferson on the floor over the past two contests.

● Quinn Cook ranks second in the ACC in assists at 6.1 apg. Bobby Hurley (1990-93), Dick Groat (1952), Jason Williams (2000-01), Chris Duhon (2003-04) and Quin Snyder (1989) are the only Blue Devils to average over 6.0 assists per game in a season.

### Duke-Miami Series History

- Duke leads the all-time series 15-3, including an 8-2 mark in Coral Gables, Fla.
- Duke is 15-2 against Miami under Coach K.
- Miami won last year's meeting, 78-74, in Cameron Indoor Stadium. The win ended a streak of five straight Blue Devil victories in the series.
- Duke has won 15 of the last 17 meetings with Miami.
- Seth Curry averages 12.7 points per game in his career versus Miami. Curry scored all 38 of his points against Miami in the two meetings in 2011-12.

### Duke vs. the Atlantic Coast Conference

- Duke is 900-490 all-time in the regular season against teams currently in the ACC (includes games when those teams were not members of the ACC).
- Under Mike Krzyzewski, Duke is 338-141 against the ACC in the regular season and 53-18 in the ACC Tournament. Krzyzewski ranks second in ACC history with 391 career league wins.
- Duke has dominated the ACC regular season since 1997, logging a 207-53 record during that span which is 34 more wins than the next closest school.

## Stats Comparison

	Duke	Miami
Record (ACC)	16-1 (3-1)	13-3 (4-0)
Points	78.7	67.3
Opp. Points	61.5	58.4
Rebounds	36.4	35.9
Opp. Rebounds	35.8	35.1
Off. Rebounds	10.2	9.6
Opp. Off. Rebounds	12.5	11.1
Field Goal Pct.	.473	.443
Opp. Field Goal Pct.	.385	.375
3-Point Pct.	.422	.342
Opp. 3-Point Pct.	.299	.311
3-Point FGs	7.8	6.3
Opp. 3-Point FGs	4.7	6.4
Free Throw Pct.	.714	.666
Opp. Free Throw Pct.	.711	.644
Personal Fouls	16.8	13.6
Assists	15.5	11.1
Turnovers	11.3	10.8
Opp. Turnovers	15.4	12.8
Blocked Shots	4.7	4.8
Steals	7.2	7.3

## RPI & SOS Comparison

RPI	Team (AP/Coaches)	SOS
1	Duke (1/1)	2
2	Arizona (6/6)	4
3	Kansas (3/2)	6
4	Miami [Fla.] (25/RV)	1
5	Michigan (2/3)	16
6	Florida (8/7)	9
7	New Mexico (15/17)	11
8	Minnesota (12/14)	3
9	Gonzaga (10/10)	13
10	Louisville (5/5)	0
11	Syracuse (1-3/4)	38
12	Buller (9/9)	37
14	N.C. State (18/18)	19
13	Indiana (7/8)	20
15	Wichita State (20/21)	57

RPI - Ratings Percentage Index - from NCAA.com

SOS - Strength of Schedule - from ESPN.com

as of Monday, January 21

## AP Poll Streak Extended (as of Jan. 21)

- Duke has been ranked in the AP Poll a NCAA-best 108 straight weeks. The Blue Devils have been ranked in the top 10 for the last 105 weeks, including 17 weeks at No. 1.

### Consecutive Weeks in AP Top 25 Rankings - Active

1.	Duke	108
2.	Kansas	75

### Consecutive AP Top 10 Rankings - ACC

1.	Duke	105	11/26/07 - present
2.	Duke	75	12/26/61 - 12/6/66
3.	Duke	69	1/22/91 - 12/26/94
4.	Maryland	68	11/25/72 - 3/2/76
5.	Duke	67	12/20/99 - 3/3/03

### Consecutive AP Top 10 Rankings - NCAA

1.	UCLA	155	11/15/66 - 1/20/76
2.	Duke	105	11/26/07 - present
3.	Kentucky	91	3/14/94 - 2/15/99
4.	Kansas	76	11/21/94 - 12/7/98
5.	Duke	75	12/26/61 - 12/6/66

### NCAA All-Time Wins Leader

- **Mike Krzyzewski** is the winningest coach in NCAA Division I history with 943 career victories. He passed mentor Bob Knight with a 74-69 win over Michigan State at Madison Square Garden Nov. 15, 2011 in the Champions Classic.
- With 870 wins as the Duke head coach, Krzyzewski is currently fourth all-time in wins at one school. He is seven wins shy of passing Adolph Rupp on the list.
- Krzyzewski is the winningest coach in NCAA Tournament history with 79 tournament wins.
- Krzyzewski ranks second all-time in ACC history with 391 conference wins.

### Wins Since the 2009-10 Season

- Duke has won 110 games since the start of the 2009-10 season, tied for the third-most in the NCAA over that span behind only Kansas and Kentucky and tied with Ohio State.

#### Wins since start of 2009-10 Season (through Jan. 21)

1.	Kansas	116
2.	Kentucky	114
3.	Duke	110
	Ohio State	110
5.	Syracuse	109
6.	BYU	101
	Michigan State	101
8.	Butler	99
	Murray State	99
	Notre Dame	99
	San Diego State	99
12.	VCU	97
13.	Gonzaga	95
	New Mexico	95
	Saint Mary's	95
	Wichita State	95
17.	North Carolina	93
18.	Louisville	91
19.	Utah State	90
20.	Belmont	89
	Missouri	89
	Temple	89
23.	Florida	88
	Wisconsin	88
25.	Creighton	87

### Seniors Reach 1,000-Point Mark

- Seniors **Mason Plumlee** (1,065) and **Seth Curry** (1,052) became members of Duke's 1,000-point club this season. Classmate **Ryan Kelly** (858) is also within reach of becoming the 63rd Duke player to reach that mark.
- Only three other trios have each topped the 1,000-point plateau during the same season at Duke (Kyle Singler, Jon Scheyer & Gerald Henderson in 2008-09; J.J. Redick, Daniel Ewing & Chris Duhon in 2003-04; Phil Henderson, Robert Brickley & Alaa Abdelnaby in 1989-90).

#### NCAA Career 1,000-Point Scorers

Rk	Team	Total
1.	North Carolina	66
2.	Louisville	65
3.	Duke	62
4.	Kentucky	60
5.	Syracuse	57

### Scoring by Starters

- Duke has the most productive starting lineup in the country. Duke's starters average an NCAA-best 67.5 points per game.
- The group has combined to account for 85.8 percent of Duke's total scoring this season, which is the second-highest percentage in the nation.
- Duke's starters have scored 57 or more points in every game this season, including a season-high 87 in an 89-71 win over Minnesota.
- All five Duke starters have scored in double figures twice this season, while at least four have scored 10 or more points 10 times.

#### NCAA Scoring by Starting Lineup (through Jan. 21)

Rk	Team	GP	Pts. by Starters	Avg.	Pts.	Pct.
1.	Presbyterian	19	1005	52.9	1151	.873
2.	Duke	17	1148	67.5	1338	.858
3.	UTSA	17	954	56.1	1113	.857
4.	Murray State	18	1136	63.1	1329	.855
5.	Oral Roberts	18	1048	58.2	1255	.835
6.	American	18	846	47.0	1030	.821
7.	Iona	19	1057	55.6	1288	.821
8.	Longwood	18	965	53.6	1180	.818
9.	Holy Cross	18	890	49.4	1101	.808

### Krzyzewski on the Coaching Wins Charts

#### Career Wins

Coach	Wins
1. ^ Mike Krzyzewski	943
2. ^ Jim Boeheim	908
3. Bob Knight	902
4. Dean Smith	879
5. Adolph Rupp	876
6. Jim Calhoun	873
7. Jim Phelan	830
8. Eddie Sutton	804
9. Lefty Driesell	786
10. Lute Olson	780

#### Career Wins at One School

Coach, School	Wins
1. ^ Jim Boeheim, Syracuse	908
2. Dean Smith, North Carolina	879
3. Adolph Rupp, Kentucky	876
4. ^ Mike Krzyzewski, Duke	870
5. Jim Phelan, Mount St. Mary's	830
6. Ed Diddle, Western Kentucky	759
7. Ray Meyer, DePaul	724
8. Don Haskins, UTEP	719
9. Denny Crum, Louisville	675
10. Bob Knight, Indiana	662

#### Career ACC Wins (regular season & ACC Tournament)

Coach, Schools	Wins
1. Dean Smith, North Carolina	422
2. ^ Mike Krzyzewski, Duke	391
3. Gary Williams, Maryland	210
4. Frank McGuire, UNC & South Carolina	160
5. Bobby Cremins, Georgia Tech	149
6. Lefty Driesell, Maryland	139
7. Vic Bubas, Duke	128
8. Terry Holland, Virginia	126
9. ^ Roy Williams, North Carolina	120
10. Norm Sloan, N.C. State	117

#### NCAA Tournament Wins

Coach, Schools	Wins
1. ^ Mike Krzyzewski, Duke	79
2. Dean Smith, North Carolina	65
3. ^ Roy Williams, Kansas & North Carolina	58
4. Jim Calhoun, Northeastern & Connecticut	49
5. John Wooden, UCLA	47
6. Lute Olson, Iowa & Arizona	46
7. Bob Knight, Indiana & Texas Tech	45
^ Jim Boeheim, Syracuse	45

^ - active coach; games through Jan. 21

### Duke Season and Career Totals

	2012-13	Career
<b>Double-Figure Scoring Games</b>		
Seth Curry	12 (11-1)	50 (44-6)
Mason Plumlee	16 (15-1)	49 (43-6)
Ryan Kelly	13 (13-0)	40 (39-1)
Quinn Cook	9 (8-1)	14 (13-1)
Rasheed Sulaimon	11 (11-0)	11 (11-0)
Tyler Thornton	2 (2-0)	5 (5-0)
Josh Hairston	-	2 (2-0)
Amile Jefferson	2 (1-1)	2 (1-1)
Alex Murphy	1 (1-0)	1 (1-0)

#### 30+ Point Games

Seth Curry	1 (1-0)	1 (1-0)
------------	---------	---------

#### 20+ Point Games

Seth Curry	8 (7-1)	15 (12-3)
Mason Plumlee	5 (5-0)	7 (7-0)
Ryan Kelly	1 (1-0)	5 (5-0)
Quinn Cook	1 (1-0)	1 (1-0)

#### 10+ Rebound Games

Mason Plumlee	12 (11-1)	42 (37-5)
Ryan Kelly	2 (2-0)	4 (4-0)
Amile Jefferson	1 (1-0)	1 (1-0)

#### Double-Doubles

Mason Plumlee	11 (10-1)	29 (26-3)
Ryan Kelly	2 (2-0)	4 (4-0)

#### 10+ Assist Games

Quinn Cook	2 (2-0)	2 (2-0)
Tyler Thornton	1 (1-0)	1 (1-0)

#### 3+ Steal Games

Seth Curry	-	12 (10-2)
Tyler Thornton	2 (2-0)	7 (6-1)
Mason Plumlee	2 (1-1)	6 (5-1)
Ryan Kelly	1 (1-0)	5 (4-1)
Quinn Cook	4 (4-0)	4 (4-0)
Rasheed Sulaimon	2 (2-0)	2 (2-0)

#### 3+ Three-Point FG Games

Seth Curry	9 (8-1)	33 (28-5)
Ryan Kelly	4 (4-0)	8 (8-0)
Rasheed Sulaimon	4 (4-0)	4 (4-0)
Quinn Cook	3 (3-0)	3 (3-0)
Tyler Thornton	1 (1-0)	3 (3-0)

#### Scoring Leaders

Seth Curry	8 (7-1)	16 (14-2)
Mason Plumlee	7 (7-0)	14 (12-2)
Ryan Kelly	3 (3-0)	9 (9-0)
Quinn Cook	1 (1-0)	1 (1-0)

#### Rebounding Leaders

Mason Plumlee	16 (15-1)	62 (56-6)
Ryan Kelly	1 (1-0)	5 (4-1)
Rasheed Sulaimon	2 (2-0)	2 (2-0)
Seth Curry	-	1 (1-0)

#### Assists Leaders

Quinn Cook	11 (10-1)	21 (18-3)
Seth Curry	1 (1-0)	17 (14-3)
Tyler Thornton	2 (2-0)	11 (9-2)
Mason Plumlee	2 (2-0)	9 (8-1)
Ryan Kelly	1 (1-0)	5 (5-0)
Rasheed Sulaimon	4 (4-0)	4 (4-0)

Record in such games in ( )



## Streaks

Overall	Won 1
Unranked teams anywhere	Won 13
Ranked teams anywhere	Lost 1
Home	Won 10
Home ACC	Won 3
Home non-conference	Won 101
Home unranked non-conference	Won 94
Home ranked teams	Won 1
Home unranked teams	Won 10
Road	Lost 1
Road ACC	Lost 1
Road ranked teams	Lost 1
Road unranked teams	Won 6
Neutral	Won 6
Neutral ranked teams	Won 2
Neutral unranked teams	Won 4

## Consecutive Made Free Throws

Quinn Cook	9
Seth Curry	5
Ryan Kelly	3
Rasheed Sulaimon	3
Mason Plumlee	2
Tyler Thornton	2
Josh Hairston	1
Todd Zafirovski	1

## Consecutive Games with a Three-Point Field Goal

Ryan Kelly	9
Seth Curry	4
Quinn Cook	3
Rasheed Sulaimon	1

## Games Played

	2012-13	Career
Mason Plumlee	17 (16-1)	122 (104-18)
Ryan Kelly	15 (15-0)	118 (105-13)
Seth Curry	16 (15-1)	87 (74-13)
Tyler Thornton	17 (16-1)	85 (72-13)
Josh Hairston	17 (16-1)	73 (63-10)
Quinn Cook	17 (16-1)	50 (42-8)
Rasheed Sulaimon	17 (16-1)	17 (16-1)
Amile Jefferson	16 (15-1)	16 (15-1)
Alex Murphy	15 (14-1)	15 (14-1)
Todd Zafirovski	4 (4-0)	14 (14-0)
Marshall Plumlee	6 (5-1)	6 (5-1)

## Starts

	Consecutive	Career
Mason Plumlee	20 (17-3)	81 (70-11)
Seth Curry	9 (8-1)	67 (55-12)
Ryan Kelly	-	61 (54-7)
Tyler Thornton	1 (1-0)	26 (21-5)
Quinn Cook	15 (14-1)	19 (18-1)
Rasheed Sulaimon	-	16 (15-1)
Josh Hairston	2 (1-1)	4 (2-2)

Record in such games in ( )

## NCAA Top Brother Scoring Tandems

• **Seth Curry** and his older brother Stephen have combined for 4,394 points during their college careers, making them the fourth-highest scoring brother tandem in NCAA history.

• Seth has tallied 1,759 career points, including 1,052 points as a Blue Devil. Stephen, a current member of the Golden State Warriors, finished his career at Davidson with 2,635 points.

### Top Brother Scoring Tandems in NCAA History

Tyler Hansbrough, North Carolina	2,872
Ben Hansbrough, Miss. State & Notre Dame	1,613
	<b>4,485</b>

Larry Bird, Indiana State	2,850
Eddie Bird, Indiana State	1,555
	<b>4,405</b>

Stephen Curry, Davidson	2,635
Seth Curry, Liberty & Duke	1,759
	<b>4,394</b>

Chuck Person, Auburn	2,311
Wesley Person, Auburn	2,066
	<b>4,377</b>

Greg Grant, Utah State	2,124
Josh Grant, Utah State	2,000
	<b>4,124</b>

## ACC's Band of Brothers

• The Plumlee brothers (**Miles, Mason** and **Marshall**) rank 10th among brother scoring combinations in ACC history.

• Assistant coach **Jeff Capel** along with his brother Jason are currently third on the list.

### ACC Brother Scoring Combinations (as of Jan. 21)

Rk	Players, School	Total Points
1.	Tom, Donnie, Randy & Richie Mahaffey (Clemson)	3,555
2.	Jay & Tom McMillen (Maryland)	3,107
3.	Jeff (Duke) & Jason (North Carolina) Capel	3,048
4.	Trevor & Devin Booker (Clemson)	2,623
5.	Jon & Drew Barry (Georgia Tech)	2,333
6.	Matt & Pat Harpring (Georgia Tech)	2,228
7.	Derrick & Cedric Lewis (Maryland)	1,993
8.	Horace & Harvey Grant (Clemson)	1,840
9.	Greg (Clemson) & Andre (Duke) Buckner	1,809
10.	Miles, Mason & Marshall Plumlee (Duke)	1,717

## Plumlee Posting Impressive Numbers

• **Mason Plumlee** leads the ACC and ranks tied for fifth nationally in rebounding (11.5). Plumlee also ranks among the national leaders in scoring (68th, 17.4), field goal percentage (14th, .591), defensive rebounds (2nd, 8.4) and double-doubles (t-6th, 11).

• Plumlee is one of two players in the ACC – and one of 17 players nationally – averaging a double-double on the season.

• Plumlee has scored in double figures in 16 of 17 games with five 20-point games.

• Plumlee ranks fourth the NCAA in field goal percentage (.591) among players with 10 or more field goal attempts per game.

• Plumlee ranks 12th in the nation with 7.4 free throw attempts per game.

• Plumlee was named the National Player of the Month for November by ESPN.com after averaging 19.9 points and 11.0 rebounds for the Blue Devils. He also had four double-doubles and shot 65.3 percent from the field over Duke's first seven games.

• Plumlee was named ACC Co-Player of the Week on Dec. 3 after averaging 19.5 points, 14.0 rebounds and 2.0 blocks per game in wins over No. 4 Ohio State and Delaware.

## Plumlee Posting 20-15 Games

• **Mason Plumlee** has recorded three games with 20+ points and 15+ rebounds this season, tied for the second-most in a season under Coach K.

• Plumlee recorded 21 points and 15 rebounds in Duke's win over Elon Dec. 20. He was 9-of-14 from the field in the contest and grabbed eight offensive rebounds.

• Plumlee had 20-15 games against a pair of nationally-ranked Big Ten opponents. He had 20 points and 17 rebounds against Minnesota in the opening round of the Battle 4 Atlantis. Plumlee also had 21 points and 17 rebounds in a home win over Ohio State.

### Most 20-15 Games - Season

Rk	Player, Year	Games
1.	Mike Lewis, 1967-68	12
2.	Randy Denton, 1969-70	8
3.	Randy Denton, 1970-71	6
	Mike Gminski, 1979-80	6
5.	Art Heyman, 1961-62	5
	Randy Denton, 1968-69	5
	Bob Fleischer, 1973-74	5
8.	Carroll Youngkin, 1958-59	4
	Art Heyman, 1960-61	4
	Art Heyman, 1962-63	4
	Mike Lewis, 1966-67	4
	Shelden Williams, 2005-06	4
13.	5x; last by Mason Plumlee, 2012-13	3

### Most 20-15 Games in a Season - Coach K Era

Rk	Player, Year	Games
1.	Shelden Williams, 2005-06	4
2.	Mason Plumlee, 2012-13	3
	Elton Brand, 1998-99	3

### Most Career 20-15 Games - Coach K Era

Rk	Player, Years	Games
1.	Shelden Williams, 2003-06	7
2.	Mason Plumlee, 2010-13	3
	Elton Brand, 1998-99	3
4.	Danny Ferry, 1986-89	2
	Christian Laettner, 1989-92	2

## Plumlee Climbing in Record Books

• Senior **Mason Plumlee** ranks in the top 10 at Duke in field goal percentage (9th, .566), blocks (5th, 176) and dunks (1st, 170). He also ranks 11th in rebounds (921).

• Plumlee became the 61st player in school history to score 1,000 career points this season. He is 79 rebounds shy of becoming the eighth player in Duke history to amass 1,000 career rebounds. He would also become the third Blue Devil to top 1,000 points, 1,000 rebounds and 150 blocks in a career (joining **Shelden Williams** and **Mike Gminski**).

### Career Rebounds - Duke

Rk	Player, Years	Rebs
7.	Danny Ferry, 1986-89	1,003
8.	Gene Banks, 1978-81	985
9.	Ronnie Mayer, 1953-56	954
10.	Bernie Janicki, 1952-54	923
11.	Mason Plumlee, 2010-p	921

### Career Field Goal Percentage - Duke

Rk	Player, Years	FG Pct
4.	Christian Laettner, 1989-92	.574 (834-of-1,452)
5.	Shelden Williams, 2003-06	.572 (687-of-1,202)
6.	Jay Buckley, 1961-64	.571 (352-of-617)
7.	Antonio Lang, 1991-94	.570 (367-of-644)
8.	Greg Newton	.569 (310-of-545)
9.	Mason Plumlee, 2010-p	.566 (411-of-726)

## Plumlee Averaging Double-Double

- **Mason Plumlee** averages 17.4 points and 11.5 rebounds per game and is one of 17 players nationally averaging a double-double this season.
- Plumlee leads the ACC with 11 double-doubles and 12 double-figure rebounding games. He is tied for sixth nationally in double-doubles.
- Plumlee is one of only five players in the NCAA averaging over 17.0 points and 10.0 rebounds per game and the only one of that group shooting over 55.0 percent from the field.
- Plumlee is attempting to become the first Duke player to average a double-double for the season since **Shelden Williams** (18.8 ppg. & 10.7 rpg.) accomplished that feat in 2005-06.
- Plumlee's 11.5 rebounds per game are the most at Duke under Coach K. **Shelden Williams** owns the previous mark (11.2 rpg. in 2004-05).

### Players Averaging over 17.0 PPG & 10.0 RPG

Player, Team	PPG	RPG	FG Pct
Mason Plumlee, Duke	17.4	11.5	.591
Jerrelle Benimon, Towson	17.0	11.7	.545
Mike Muscala, Bucknell	20.1	11.2	.543
Augustine Rubit, South Alabama	19.5	10.8	.500
Josh Davis, Tulane	17.5	10.3	.495

### NCAA Double-Double Leaders (through Jan. 21)

Player, Team	Double-Doubles
1. Jerrelle Benimon, Towson	14
2. Mike Muscala, Bucknell	13
3. Jack Cooley, Notre Dame	12
Shawn Long, La.-Lafayette	12
O.D. Anosike, Siena	12
6. Mason Plumlee, Duke	11
Jamelle Hagins, Delaware	11

### Games With 15+ Rebounds (through Jan. 21)

Player, Team	Games
1. Jerelle Benimon, Towson	6
Jamelle Hagins, Delaware	6
3. O.D. Anosike, Siena	4
Earl Brown, St. Francis	4
Ed Daniel, Murray State	4
Cole Dickerson, San Francisco	4
Mike Muscala, Bucknell	4
Robert Sampson, East Carolina	4
9. Mason Plumlee, Duke	3
Richard Howell, N.C. State	3
Nino Johnson, SE Missouri State	3
Arsalan Kazemi, Oregon	3
Michael Kessens, Longwood	3
Augustine Rubit, South Alabama	3

## Post-Perimeter Tandem

- Seniors **Mason Plumlee** and **Seth Curry** combine to average 34.3 points per game while shooting 196-of-367 (.534) from the field. They rank second and third in scoring in the ACC.
- The duo combined for a season-high 53 points in Duke's win over Santa Clara, as Curry netted a career-high 31 points and Plumlee added 22.
- Plumlee and Curry rank second in the ACC in combined scoring at 34.3 points per game. Erick Green and Jarrell Eddie of Virginia Tech are currently averaging 39.1 points per game.
- Curry leads Duke with 50 career double-figure scoring games while Plumlee ranks second with 49 double-figure scoring games.
- Curry ranks second in the ACC this season with eight 20+ point scoring games, while Plumlee is fourth with five 20-point efforts.
- Either Curry or Plumlee has led the Blue Devils in scoring in 15 of Duke's 17 games.

## Curry Producing Despite Nagging Injuries

- Senior **Seth Curry** ranks third in the ACC in scoring at 16.9 points per game despite being limited in practice throughout the season with a right leg injury, missing the Delaware game Dec. 1 with a left ankle injury and leaving the N.C. State game Jan. 12 early with another injury to the same ankle.
- Curry has scored 10 or more points in 12 contests with a team-high eight 20-point efforts and a career-best 31-point outing against Santa Clara.
- Curry was named ACC Player of the Week on Dec. 31, 2012 after his performance against Santa Clara.
- Curry also ranks among the ACC leaders in field goal percentage (9th, .478), free throw percentage (6th, .820), three-point field goals (1-1st, 2.6 3pg) and three-point percentage (3rd, .457).

## Curry Lethal From Deep & From the FT Line

- **Seth Curry** ranks third in the Duke record books in three-point field goal percentage (.419, 170-of-406) and fifth in free throw percentage (.833 (220-of-264)).
- Curry, who has connected on three three-point field goals in nine games this season and 33 times in his Duke career, tied the school single-game three-point percentage record (min. 5 attempts) by going 6-of-7 from beyond the arc on Jan. 17 against Georgia Tech.

### Three-Point FG Percentage - Duke

Rk	Player, Years	3PT Pct
1.	Christian Laettner, 1989-92	.485 (79-of-163)
2.	Trajan Langdon, 1995-99	.426 (342-of-802)
3.	Seth Curry, 2011-p	.419 (170-of-406)
4.	Shane Battier, 1998-01	.416 (246-of-592)
5.	J.J. Redick, 2003-06	.406 (457-of-1,126)

### Career Free Throw Pct (min. 200 made fts)

Rk	Player, Years	FT Pct
1.	J.J. Redick, 2003-06	.912 (662-of-726)
2.	Trajan Langdon, 1995-99	.862 (386-of-448)
3.	Jon Scheyer, 2006-10	.861 (608-of-706)
4.	Tom Emma, 1980-83	.843 (214-of-254)
5.	Seth Curry, 2011-p.	.833 (220-of-264)

## Kelly Sidelined Indefinitely with Foot Injury

- Senior **Ryan Kelly** is sidelined indefinitely with a right foot injury suffered in the win over Clemson on Jan. 8. He started Duke's first 15 games while averaging 13.4 points, 5.4 rebounds, 1.5 assists and 1.8 blocks per game.
- Kelly ranks among the ACC leaders in scoring (15th), rebounding (20th), free throw percentage (7th) and blocks (4th) while shooting a team-high .521 (25-of-48) from three-point range.
- Kelly is among the winningest players in Duke history and owns a 105-13 (.890) record in his Duke career. He ranks third all-time at Duke in career winning percentage.
- Kelly has recorded two double-doubles this season, doing so against Temple (14 pts., 10 rebs.) and Santa Clara (10 pts., 11 rebs.).
- Kelly is 146 points shy of joining the 1,000-point club and needs just eight more three-point field goals to become only the second Duke player 6-10 or taller to make 100 or more career threes. He would join **Danny Ferry** on that list.
- Kelly has scored 10+ points in 13 games this season and 40 times in his career. Duke is 39-1 when Kelly scores 10 or more points in a contest.

## ACC / NCAA Statistical Rankings

Team		ACC Rank	NCAA Rank
W-L Percentage	.941	1st	T-3rd
Scoring Offense	78.7	2nd	14th
Scoring Defense	61.5	6th	70th
Scoring Margin	+17.2	1st	11th
FG Pct.	.473	2nd	28th
Opp. FG Pct.	.385	5th	32nd
3-Pt. Pct.	.422	1st	42nd
3-Pt. FGs Per Game	7.8	1st	4th
Opp. 3-Pt. Pct.	.299	4th	38th
FT Pct.	.714	2nd	103rd
Rebound Margin	+0.5	T-8th	170th
Assists	15.5	3rd	43rd
Assist/Turnover Ratio	1.4	1st	16th
Blocked Shots	4.6	5th	60th
Steals	7.2	6th	145th
Turnovers Per Game	11.3	2nd	296th
Turnover Margin	+4.06	1st	18th

### Individual

Scoring		ACC Rank	NCAA Rank
Mason Plumlee	17.4	2nd	68th
Seth Curry	16.9	2nd	94th
Ryan Kelly	13.4	17th	-

### Field Goal Percentage

Mason Plumlee	.591	2nd	14th
Seth Curry	.478	9th	124th

### Rebounding

Mason Plumlee	11.5	1st	5th
Ryan Kelly	5.4	21st	-

### Double-Doubles

Mason Plumlee	11	1st	T-5th
---------------	----	-----	-------

### Defensive Rebounds

Mason Plumlee	8.4	1st	2nd
---------------	-----	-----	-----

### Offensive Rebounds

Mason Plumlee	3.1	T-3rd	61st
---------------	-----	-------	------

### FT Percentage

Seth Curry	.820	6th	121st
Ryan Kelly	.793	8th	176th

### 3PT FG Made

Seth Curry	2.6	T-1st	55th
------------	-----	-------	------

### 3PT Percentage

Seth Curry	.457	3rd	13th
------------	------	-----	------

### Assists

Quinn Cook	6.1	2nd	21st
------------	-----	-----	------

### Assist-to-Turnover Ratio

Quinn Cook	2.7	2nd	26th
------------	-----	-----	------

### Steals

Quinn Cook	1.9	4th	89th
Tyler Thornton	1.6	T-6th	213th

### Blocked Shots

Mason Plumlee	1.7	4th	96th
Ryan Kelly	1.7	5th	100th

### Minutes

Mason Plumlee	34.0	6th	144th
Quinn Cook	33.5	8th	-

NCAA rankings through games on Jan. 20  
ACC rankings through games on Jan. 21

## 2012-13 Honors & Awards

### Team

- Battle 4 Atlantis Champions
- SI.com Team of the Week (Nov. 26-Dec. 2)
- ESPN Pick 'n' Roll Team of the Week (Nov. 26)
- Dickie V Team of the Week (Nov. 26)

### Quinn Cook

- Bob Cousy Award Finalist
- ACC Co-Player of the Week (Nov. 26)
- ESPN Pick 'n' Roll Starting Five (Nov. 26)
- Battle 4 Atlantis Most Valuable Player
- Battle 4 Atlantis All-Tournament Team

### Seth Curry

- Wooden Award Midseason Top 25
- ACC Player of the Week (Dec. 31)

### Ryan Kelly

- ACC Player of the Week (Jan. 7)

### Mason Plumlee

- First Team Midseason All-America (Sporting News)
- Wooden Award Midseason Top 25
- ACC Co-Player of the Week (Dec. 3)
- ESPN.com Player of the Month (Nov.)
- Battle 4 Atlantis All-Tournament Team

### Rasheed Sulaimon

- ACC Rookie of the Week (Dec. 3)

### Mike Krzyzewski

- Amos Alonzo Stagg Coaching Award (US Sports Acad.)
- USA Basketball Co-Coach of the Year

## ACC Player of the Week Accolades

• **Seth Curry**, (Dec. 31), **Mason Plumlee** (Dec. 3), **Quinn Cook** (Nov. 23) and **Ryan Kelly** (Jan. 7) have each been named ACC Player of the Week this season, marking only the third time in ACC history that four different players from the same team have been named conference player of the week within a season.

## Teams with Four ACC Players of the Week

Year	Players
2012-13	Cook, Curry, Kelly & Plumlee (Duke)
2000-01	Boozer, Dunleavy, James & Williams (Duke)
1975-76	Brown, Griffin, Peterson & Schellenberg (WF)

## Wins & Winning Percentage

• **Ryan Kelly** and **Mason Plumlee** rank third and tied for 10th, respectively, at Duke in career winning percentage (minimum 100 games played). Both players currently rank just outside the top 10 for career wins at Duke.

### Highest Winning Percentage at Duke (*min 100 games played*)

Rk	Name, Years	GP	W	L	Pct
1.	Shane Battier, 1998-01	146	131	15	.897
2.	Casey Sanders, 2000-03	124	111	13	.895
3.	<b>Ryan Kelly</b> , 2010-p.	118	105	13	.890
4.	Mike Dunleavy, 2000-02	104	92	12	.885
5.	Jason Williams, 2000-02	108	95	13	.880
6.	Carlos Boozer, 2000-02	101	88	13	.871
7.	Nate James, 1997-01	135	117	18	.867
8.	Nick Horvath, 2000-04	133	115	18	.865
9.	Chris Duhon, 2001-04	144	123	21	.854
10.	Chris Carrawell, 1997-00	136	116	20	.853
	<b>Mason Plumlee</b> , 2010-p.	122	104	18	.853

## Plumlee & Cook Among Most Improved Scorers

• **Mason Plumlee** and **Quinn Cook** are among the ACC's most improved scorers this season.

### ACC Scoring Average Improvements

Player	11-12	12-13	Dif
1. Erick Green, Virginia Tech	15.6	24.7	9.1
2. James McAdoo, North Carolina	6.1	14.7	8.6
3. Akil Mitchell, Virginia	4.1	12.3	8.2
4. Alex Len, Maryland	6.0	13.3	7.3
5. <b>Quinn Cook</b> , Duke	4.4	11.4	7.0
6. KJ McDaniels, Clemson	3.9	10.6	6.7
7. <b>Mason Plumlee</b> , Duke	11.1	17.4	6.3
8. PJ Hairston, North Carolina	5.7	11.8	6.1
9. Jarell Eddie, Virginia Tech	9.1	14.5	5.4
10. Okaro White, Florida State	7.7	13.1	5.4

## Cook Emerging at the Point for Blue Devils

• Sophomore **Quinn Cook** is emerging as one of the ACC's best point guards in his second season. He is averaging 11.5 points, 6.1 assists, 3.8 rebounds and 1.9 steals per game.

• Cook is attempting to join **Dick Groat** (1952), **Bobby Hurley** (1991, 1992), **Jason Williams** (2000, 2001) and **Chris Duhon** (2004) as the only players in Duke history to average at least 10.0 points and 6.0 assists per game.

• A finalist for the Bob Cousy Award, Cook ranks second in the ACC in assists and assist-to-turnover ratio (2.7:1) and fourth in steals.

• Cook was named MVP at the Battle 4 Atlantis where he led Duke to wins over Minnesota, VCU and No. 2 Louisville. Cook averaged 13.7 points, 6.3 assists, 3.3 rebounds and 2.0 steals per game at the tournament.

• He was named ACC Co-Player of the Week following his efforts at the Battle 4 Atlantis as well.

• Cook has posted double-digit assists in two games this season, including a career-best 14 assists in a Jan. 5 win over Wake Forest. His passes led directly to 35 points that night as he assisted on six three-pointers, one three-point play and seven two-point field goals.

• Against Clemson on Jan. 8, Cook totaled 27 points, five rebounds, five assists and four steals. It was the third time in school history that a Duke player posted at least 25 points, five rebounds, five assists and four steals in a game.

• Cook recorded 12 assists against Cornell on Dec. 19 for his first game with 10 or more assists.

• Cook has played 30 or more minutes in 13 contests. He ranks eighth in the ACC in minutes played at 33.5 mpg.

## Instant Impact in the Backcourt

• Freshman **Rasheed Sulaimon** is one of five Duke players averaging double-figure scoring with 11.0 points per game. He has scored in double figures 11 times and is the third leading freshman scorer in the ACC.

• Sulaimon scored a season-high 19 points in Duke's win over Florida Gulf Coast. He knocked down three three-pointers in the game and has made multiple treys in seven games this season.

• Sulaimon scored 17 second-half points in Duke's win over Ohio State after being held scoreless in the opening half of play. He was 7-of-10 from the field over the final 20 minutes to help Duke overcome a 10-point deficit.

• Sulaimon was named ACC Rookie of the Week on Dec. 3 after helping Duke to wins over No. 4 Ohio State and Delaware.

• Sulaimon posted a season-high seven assists with zero turnovers in Duke's win over Temple.

• Sulaimon earned a start in his first career game, marking the third straight season Duke has started a freshman in the backcourt of the season opener. He is the ninth freshman guard (Dawkins, Amaker, Hurley, Langdon, J. Williams, Scheyer, Irving and Rivers) to start the season opener for **Mike Krzyzewski** at Duke.

## Guards Helping Out on the Boards

• Duke guards **Quinn Cook** and **Rasheed Sulaimon** have been big on the boards this season, combining to average 7.4 rebounds per game. Both players rank among the conference leaders for rebounds by players 6-4 or under.

• Cook had a career-best eight rebounds in a win over Elon, while Sulaimon has grabbed seven boards on three occasions.

### ACC Rebounding Leaders (Players Under 6-5)

Rk	Player, Team	Height	RPG
1.	Olivier Hanlan, Boston College	6-4	4.5
2.	Erick Green, Virginia Tech	6-3	4.2
3.	<b>Quinn Cook</b> , Duke	6-1	3.8
4.	Shane Larkin, Miami (FL)	5-11	3.7
5.	<b>Rasheed Sulaimon</b> , Duke	6-4	3.6
6.	Lonnie Jackson, Boston College	6-3	3.2
7.	Joe Rahon, Boston College	6-2	3.1
8.	Brandon Reed, Georgia Tech	6-3	2.9
9.	Pe'Shon Howard, Maryland	6-3	2.9
10.	Damarcus Harrison, Clemson	6-4	2.8

## Bench Brigade Brings Energy & Defense

• Duke's bench has been vital to its success as **Tyler Thornton**, **Josh Hairston** and **Amile Jefferson** have each been key contributors for the Blue Devils.

• Thornton is averaging 21.3 minutes, the most of any Duke player off the bench. The 6-1 sophomore ranks tied for sixth in the ACC in steals (1.6 spg.), while averaging 3.5 points, 2.4 rebounds and 2.5 assists per game. Thornton, who recorded a career-best 10 assists in the win over Delaware, has started four games and been Duke's first option off the bench seven times.

• Hairston and Jefferson form a solid duo rotating at the four and immediately saw more playing time after starting forward **Ryan Kelly** went down with a foot injury against Clemson. Against N.C. State on Jan. 12, Hairston and Jefferson combined for 18 points, nine rebounds and two blocks.

• Jefferson has stepped up in Kelly's absence, averaging 8.0 points and 7.0 rebounds per game in two outings without Kelly in the lineup. He had a career-high 10 rebounds against Georgia Tech on Nov. 17.



## Running with the Devils

- Duke reeled off a 30-0 run over a 7:25 span in the win over Florida Gulf Coast, marking the most consecutive points scored in a game by Duke.
- Duke went on a 23-0 run to close the first half and turn a 30-29 deficit into a 52-30 lead at intermission. **Ryan Kelly** (10) and **Mason Plumlee** (7) combined for 17 of Duke's points in that span.
- The Blue Devils also recorded a 23-0 run in their Dec. 19 win over Cornell.

### Duke - Consecutive Points Scored

30	vs. Florida Gulf Coast (11/18/2012)
26	vs. Clemson (2/20/1999)
25	vs. Michigan (12/9/2000)
23	vs. Cornell (12/19/2012)
23	vs. Virginia (1/13/2001)
22	vs. Tulane (12/30/1950)

## Duke Limiting Assists

- The Blue Devils have set a Coach K era record by limiting six opponents this season to under seven assists in a game. Duke is allowing just 8.5 assists per game with a season-low three assists allowed to Delaware and Clemson.
- Duke's 8.5 assists allowed per game ranks as the fifth-lowest mark in the country. Duke opponents own a 0.56:1 assist-to-turnover ratio, which is tied for the fourth-lowest mark in the country.
- The Blue Devils have allowed 10 or fewer assists in a game 12 times this season. Duke opponents are assisting on just 37.5 percent of their made field goals.

### Games Holding Opponent Under Seven Assists

Year	Games
2012-13	6
2009-10	5
Four times; last in 2011-12	4

### Consecutive Games Allowing Less Than 10 Assists

Games	Dates
5	Jan. 16, 2005 - Jan. 30, 2005
5	March 14, 2009 - March 21, 2009
4	Dec. 29, 2012 - Jan. 8, 2013
4	Nov. 23, 2012 - Dec. 1, 2012
4	Dec. 29, 1986 - Jan. 5, 1987
4	Dec. 29, 2003 - Jan. 6, 2005
4	Dec. 17, 2008 - Jan. 4, 2009

### Consecutive Games Allowing Less Than 7 Assists

Games	Dates
4	Nov. 23, 2012 - Dec. 1, 2012
3	Jan. 26, 2005 - Jan. 22, 2005

### Fewest Assists in a Four-Game Span

Assists	Dates
22	Nov. 23, 2012 - Dec. 1, 2012
24	Jan. 16, 2005 - Jan. 25, 2005
26	Dec. 17, 2008 - Jan. 4, 2009
27	Jan. 19, 2005 - Feb. 5, 2005

## Duke in Elite Victory Club

- Duke, in its 108th season of basketball in 2012-13, has compiled a 1,987-835 record to rank fourth all-time in victories.
- The Blue Devils are part of the prestigious 1,900-win club along with Kentucky (2,102), Kansas (2,086) and North Carolina (2,077).

## Three-Point FG Streak Intact

- Duke has connected on at least one three-pointer in 818 consecutive games, the fourth-longest streak in the nation.

### Consecutive Games with a 3Pt FG (through Jan. 21)

Team	Games
UNLV	859
Vanderbilt	847
Kentucky	844
Duke	818
Western Kentucky	792
Arkansas	790

## Non-Conference Home Win Streak

- Duke has won a school-record 101 straight non-conference home games, the longest current streak in the NCAA. The last home loss against a non-conference opponent for the Blue Devils was Feb. 26, 2000 against St. John's, 83-82.
- The Blue Devils have won 94 straight home games against unranked non-conference foes.
- Duke won 95 consecutive non-conference home games from Feb. 2, 1983 to Dec. 2, 1995.

## Vs. Non-ACC Opponents

- Duke is 475-73 vs. non-conference opponents under **Mike Krzyzewski**, including a 246-11 mark in home games.
- In neutral settings, Duke is 166-42 vs. non-league foes. Duke is 63-20 on the road under Coach K in non-conference tilts.

## Selling Out

- The Blue Devils have sold out 349 consecutive games at Cameron Indoor Stadium. The last time Duke did not have a sellout at home was Nov. 16, 1990 against Boston College.
- Duke has played in front of a capacity crowd 12 times this season.

## Cameron Indoor Stadium

- Duke has posted a 794-153 record in Cameron, including a 436-57 mark under Coach K.
- The Blue Devils have 16 undefeated home seasons, including nine under Coach K.
- Duke has won 231 of its last 234 non-conference games at home.
- The Blue Devils have won 243 of their last 261 games in Cameron.

## Duke on the Road

- Duke has a 242-67 record outside of Cameron Indoor Stadium since the 1997-98 season.
- The Blue Devils are 135-25 in neutral settings and 105-42 in road games played since 1998.
- In ACC play, Duke is 120-39 away from home since 1997-98.

## Vs. Ranked Opponents

- Duke is 187-125 vs. ranked teams under Coach K with a 100-45 mark since the 1997-98 season.
- Duke is 55-29 against ranked ACC teams and 45-16 vs. ranked non-league foes since the 1997-98 season.
- Duke has won 37 of its last 56 games when both teams have been ranked in the top 10.
- Duke is 22-12 under Coach K when both teams are ranked in the top five.

## Blue Devils in the NBA

- Duke ranks second among college teams with 18 former players currently on NBA rosters.
- Duke's 18 former players combine for a \$96,439,883 salary, most in the league. Duke players have led the NBA in combined salary in seven of the last nine seasons.

### Blue Devils in the NBA

Player	Team
Shane Battier	Miami Heat
Elton Brand	Dallas Mavericks
Carlos Boozer	Chicago Bulls
Luol Deng	Chicago Bulls
Chris Duhon	Los Angeles Lakers
Mike Dunleavy	Milwaukee Bucks
Gerald Henderson	Charlotte Bobcats
Grant Hill	Los Angeles Clippers
Kyrie Irving	Cleveland Cavaliers
Dahntay Jones	Dallas Mavericks
Corey Maggette	Detroit Pistons
Josh McRoberts	Orlando Magic
Miles Plumlee	Indiana Pacers
J.J. Redick	Orlando Magic
Austin Rivers	New Orleans Hornets
Kyle Singler	Detroit Pistons
Nolan Smith	Portland Trail Blazers
Lance Thomas	New Orleans Hornets

### Most Former Players in the NBA - By Coach

1. Mike Krzyzewski	18
2. John Calipari	15
Roy Williams	15
4. Jim Calhoun	12
5. Rick Barnes	11

### Most Former Players in the NBA - By School

1. Kentucky	19
2. Duke	18
3. North Carolina	17
4. Kansas	14
5. Connecticut	12
UCLA	12

### Highest Combined NBA Salary - 2012-13 \*

1. Duke	\$96,439,883
2. Connecticut	\$75,424,578
3. Florida	\$61,998,530
4. Kentucky	\$58,348,525
5. UCLA	\$58,305,682

\* salaries calculated as of start of the 2012-13 season

## Duke in the NBA Update

- Every other Thursday, GoDuke.com provides a recap of how its 18 former players are faring in the NBA. The recap features statistics and highlights from each player's week.

## Vs. Unranked Opponents

- Since 1997-98, the Blue Devils are 190-6 at home vs. unranked foes and 177-31 on the road or at neutral sites.
- Under **Mike Krzyzewski**, Duke is 681-107 vs. unranked competition, including a 367-37 record since the 1997-98 season.
- During the past 13 seasons, Duke is 175-25 vs. unranked ACC teams and 192-12 vs. unranked non-conference opponents.

## No. 1 Notes Under Coach K

- 95 of the 103 recruited scholarship players to play at Duke under **Mike Krzyzewski** have been on a team that was ranked No. 1 in the AP Poll for at least one week.
- The last Duke recruiting class to not achieve a No. 1 ranking in the AP poll was Coach K's three-man class of Todd Anderson, Jay Bryan and Danny Meagher (1982-85). Those three played as the No. 2 team in the country for nine consecutive weeks during their senior season in 1984-85, but never reached the nation's top spot. Since that class graduated, every one of Coach K's recruiting classes has played as the No. 1 team in the nation for at least one week.

## Wins Over Top-Five Teams

- Duke is 3-0 against teams ranked in the top 5 of the AP poll.
- Duke has wins over No. 2 Louisville, No. 3 Kentucky and No. 4 Ohio State, marking the fifth time in school history (also accomplished in 1965-66, 1985-86, 1990-91 & 1998-99) the Blue Devils have posted three or more wins over top-5 teams. Vic Bubas' 1965-66 team and the 1985-86 NCAA runner-up squad recorded four wins over top-5 opponents.
- Duke recorded three wins over top-five teams (Kentucky, Louisville & Ohio State) in a 16-day span from Nov. 13-28. During the 1965-66 season, Duke topped No. 1 UCLA (twice) and No. 3 Michigan in a 12-day span from Dec. 10-21.
- According to AP research, Duke is the first team to register three wins over top-5 opponents before the start of December.
- With wins over No. 2 Louisville and No. 4 Ohio State in consecutive games, Duke became the first team since Ball State in 2001 to record back-to-back wins over AP top-5 teams
- Duke won back-to-back games against AP top-5 opponents for the second time in school history with consecutive wins over No. 2 Louisville and No. 4 Ohio State. Duke also recorded back-to-back wins over No. 1 UCLA on Dec. 9, 1965 and Dec. 10, 1965.

## More on Wins over Top-5 Teams

- Duke is on a four-game win streak over top-5 teams with wins over No. 2 Louisville, No. 3 Kentucky and No. 4 Ohio State this season as well as last year's 85-84 win over No. 5 North Carolina. The four-game win streak is tied for the fourth-longest in program history.
- Duke won six consecutive games over top-5 teams Jan. 19, 1991 to Dec. 5, 1992 and also had four-game steaks from Dec. 10, 1965-March 11, 1966 and from Dec. 3, 2003-Feb. 20.
- With three wins over non-conference top-5 teams, the 2012-13 Blue Devils join Duke's 1965-66 team as the only units to accomplish that feat.
- Duke has won five of its last six games over teams ranked in the top 5 of the AP poll.

## Balanced Three-Point Shooting

- Duke has three players shooting .400 or better from three-point range: **Ryan Kelly** (.521, 25-48), **Seth Curry** (.457, 42-92) and **Quinn Cook** (.407, 24-59).
- The only Duke team to have three players shoot .400 or better (minimum 25 made three-pointers) from long range was the 1991-92 NCAA Championship team.

Duke Teams with Three Players Shooting .400+ from 3pt  
(minimum 25 made three-pointers)

Year	Players
1991-92	Christian Laettner (.557, 54-97) Bobby Hurley (.421, 59-140) Thomas Hill (.407, 37-91)
2012-13	Ryan Kelly (.521, 25-48) Seth Curry (.457, 42-92) Quinn Cook (.407, 24-59)

## National Exposure

- Duke is scheduled to play at least 27 games on national television (ESPN networks, CBS & NBC Sports) this season.
- All 31 regular season Duke games will be televised with the Blue Devils also appearing on AXS.tv, the ACC Network and Regional Sports Networks this season.

## ACC Dominance

- Duke has dominated the ACC regular season like no other program since 1997. The Blue Devils have won 207 league games and eight regular season ACC championships in that span.
- Duke has won 10 or more regular season ACC contests in 15 of the past 16 seasons. The Blue Devils have won at least 12 league games 12 times in that span.
- Duke has also dominated ACC Tournament play with 10 tournament crowns in the past 14 seasons. The Blue Devils captured a league-record five straight ACC titles from 1999-2003.

ACC Composite Standings - 1997-2013 (as of Jan. 20)

Team	W	L	Pct.
Duke	207	53	.796
North Carolina	173	86	.668
Maryland	154	107	.599
Wake Forest	126	135	.483
Virginia Tech	63	69	.477
Boston College	54	62	.466
Florida State	113	147	.435
N.C. State	110	151	.422
Miami	48	67	.417
Clemson	105	156	.402
Virginia	105	155	.404
Georgia Tech	96	164	.369

ACC Tournament Records (1998-2012)

Team	W	L	Pct.
Duke	36	6	.857
North Carolina	24	12	.667
N.C. State	20	16	.555
Maryland	15	15	.500
Miami	7	8	.467
Virginia Tech	6	8	.429
Florida State	11	15	.423
Boston College	5	7	.417
Georgia Tech	9	16	.360
Wake Forest	7	16	.304
Clemson	6	16	.273
Virginia	4	16	.200

## Plumlee & Curry Wooden Award Top 25

- Seniors **Mason Plumlee** and **Seth Curry** were named to the John R. Wooden Player of the Year Award Midseason Top 25. Duke was one of only three schools (Kansas, Missouri) to place two players on the list.
- Duke has won five Wooden Awards, the most of any school. Past winners of the Wooden Award include Christian Laettner (1992), Elton Brand (1999), Shane Battier (2001), Jason Williams (2002) and J.J. Redick (2006).

## Duke Inks Two During Early Signing Period

- Duke received national letters of intent from two top-50 prospects with the signing of shooting guard **Matt Jones** and small forward **Semi Ojeleye**.
- Jones, a 6-4, 180-pound guard from DeSoto High School in DeSoto, Texas, is ranked as a top 10 shooting guard by ESPN, Rivals and Scout. Overall, ESPN ranks him as the No. 36 overall prospect, Rivals ranks him 35th overall, and Scout ranks him 30th overall. He plays for Texas powerhouse DeSoto, which enters the 2012-13 season ranked No. 2 in the Texas Coaches 5A Preseason Rankings. As a junior, Jones averaged 19.4 points, 2.3 rebounds and 1.6 steals per game. With Jones leading the way, DeSoto has strung together three consecutive 30-win seasons, including a 33-6 record in 2011-12 and an appearance in the Region 2 Final. Jones also played for the Texas Titans and averaged a team-high 17.0 points per game to lead the group to a 15-5 record in the Nike Elite Youth Basketball League and qualify for the Nike Peach Jam. Jones is the younger brother of Jordan Jones, a McDonald's All-American and freshman guard on the Texas A&M women's basketball team.
- Ojeleye, a 6-6, 220-pound product of Ottawa High School in Ottawa, Kansas, is ranked as the No. 10 small forward in the class of 2013 by ESPN and No. 8 at his position by both Rivals.com and Scout.com. Overall, he is the No. 41 prospect in ESPN's ranking, No. 30 by Rivals.com and No. 25 by Scout.com. With Ojeleye leading the way, Ottawa reached the Kansas 4A State Championship game last season and got 32 points from Ojeleye in a 56-52 loss to Basehor-Linwood. Ojeleye averaged 32.5 points per game as a junior while playing all five positions for Ottawa. Ojeleye also played for MoKan Elite, leading the team to the U17 Kansas City Classic title and an appearance in the semifinals of the Nike Elite Youth Basketball Peach Jam. Ojeleye's older brother, Victor, played for Kansas State from 2008-12 and was a team captain.

## Tournament Victories Under Krzyzewski

- Duke has had a high level of success in tournaments under Coach K, winning 16 regular-season, 13 ACC and four NCAA Tournaments for a total of 33 tournament championships during his 33-year tenure.
- The Blue Devils own a 75-15 record in regular-season tournaments with 23 consecutive regular-season tournament victories. Duke has won six consecutive in-season tournaments since 2007, including the 2012 Battle 4 Atlantis.

Duke Tournament Records Under Krzyzewski

Tournament	W	L	Pct.	Titles
ACC Tournament	53	18	.746	13
NCAA Tournament	79	24	.767	4
In-Season Tournaments	75	15	.833	16
TOTAL	207	57	.784	33



# Mike Krzyzewski

**Head Coach • Army '69 • 38th season (33rd season at Duke)**

**943-292 overall • 870-233 at Duke**

Winning seasons, superb graduation rates for his players and a basketball team that is as close as family are all attributes that reflect on the man who is in his 33rd year as the head coach of the Duke Blue Devils, Hall of Famer **Mike Krzyzewski**.

Coach K became the winningest coach in NCAA Division I history, passing his mentor Bob Knight, with a 74-69 win over Michigan State on Nov. 15, 2011. Krzyzewski now has 943 career wins, while also ranking fourth in wins at one school (870), second in career ACC wins (391) and first in NCAA Tournament victories (79). He owns a 943-292 career record while attaining an 870-233 mark at Duke.

Krzyzewski's record as Duke's all-time winningest coach offers further evidence of his success: 870 total wins; 498 weeks ranked in the top 25; 437 weeks ranked in the top 10; 109 weeks ranked No. 1; 11 Final Four berths in the last 27 years, including five straight appearances from 1988-92; 27 seasons with at least 20 wins; 12 regular season ACC crowns and 13 Atlantic Coast Conference Tournament titles, including 10 of the last 14 years (a record five in succession from 1999-2003). Coach K has also led the Blue Devils to an NCAA-best 12 seasons with 30 or more wins.

But most impressive are the four National Championships (1991, 1992, 2001 and 2010) that make Coach K one of only three coaches in NCAA history to earn four or more NCAA titles. In addition to Krzyzewski, only John Wooden (10), and Adolph Rupp (4) have accomplished that feat. With back-to-back national championships in 1991 and 1992, Coach K became the first coach since Wooden in 1972-73 to earn consecutive NCAA crowns. The Blue Devils grabbed their third title in 2001 with an 82-72 win over Arizona in Minneapolis, Minn. Duke defeated Butler, 61-59, in the 2010 championship game in Indianapolis, Ind. to give Krzyzewski his fourth NCAA Championship.

Krzyzewski and the Blue Devils have been a fixture on the national basketball scene with 17 consecutive NCAA Tournament berths from 1996-2012 and 28 in the last 29 years. Overall, he has taken his program to postseason play in 29 of his 32 years and is the winningest active coach in NCAA Tournament play with a stunning 79-24 record for a .767 winning percentage. He also ranks first in NCAA Tournament history in wins (79) and games (103).

From 1999-2002, Duke finished number one in the nation in the final Associated Press poll for a record four consecutive seasons. In 2003-04, the Blue Devils reached the nation's top spot in the AP poll, marking the seventh straight year they had been number one (only UCLA's string of 12 consecutive years reaching No. 1 from 1964-75 was longer).

Krzyzewski has mentored seven National Players of the Year (nine selections), 25 All-Americans (39 selections), eight ACC Players of the Year (10 selections) and 78 All-ACC selections during his tenure at Duke. In the past 14 years, four different Blue Devils — **Elton Brand**, **Shane Battier**, **Jason Williams** (twice) and **J.J. Redick** (twice) — have earned National Player of the Year honors.

Coach K has coached 45 NBA Draft picks, including a record 25 first round selections. An NCAA-best 17 Blue Devils have been NBA Lottery picks with Elton Brand (1999) and Kyrie Irving (2011) being taken No. 1 overall in their respective drafts.

Krzyzewski earned his 900th career victory on March 20, 2011 with a 73-71 win over Michigan in the third round of the NCAA Tournament. On March 1, 2008, Krzyzewski became the sixth coach in Division I history to reach 800 wins with an 87-86 victory at N.C. State. Coach K became just the fifth coach in NCAA history to record 800 wins at one school with a win over Kansas State on Nov. 23, 2010. On Nov. 17, 2000, Krzyzewski earned his 500th win at Duke with a 98-85 triumph over Villanova. That night, the fabled floor of Cameron Indoor Stadium was dedicated as Coach K Court. On Feb. 13, 2010, Krzyzewski became the eighth coach in Division I history to coach 1,000 games at one school.

In all, Coach K has been named the National Coach of the Year 12 times in eight different seasons, including *Basketball Times*, UPI and Chevrolet (1986), Naismith (1989), the NABC (1991), *The Sporting News* and Naismith (1992), *Basketball Times* (1997), the NABC and Naismith (1999), Chevrolet (2000) and the Victor Awards (2001). He was named Coach of the Decade for the 1990s by the NABC and was the second recipient of the John R. Wooden Legends of Coaching Award. On October 5, 2001, Coach K was presented by his college coach Bob Knight as one of three members of the Naismith Memorial Basketball Hall of Fame class of 2001.

Krzyzewski was named *Sports Illustrated* Sportsman of the Year on Dec. 5, 2011. In 1992, *The Sporting News* named him the Sportsman of the Year, becoming the first college coach to win the honor. Krzyzewski also received another prestigious honor in 2001 as he was named "America's Best Coach" by *Time* magazine and CNN.

On the court, Coach K has averaged more than 25 wins a season during his career at Duke. The Blue Devils have won at least 30 games in 11 of the past 22 seasons. He directed his teams to nine straight trips to the NCAA Sweet 16 from 1998-2006, as well as joining Wooden as the only coach to guide a team to the Final Four five consecutive years.

Krzyzewski added to his already impressive list of accomplishments on Sept. 26, 2005 when he was named head coach of the USA Basketball Men's Senior National Team program for 2006-2008. With Krzyzewski at the helm, Team USA won the gold medal at the 2008 Beijing Summer Olympics with a 118-107 victory over Spain. In the summer of 2007, he guided the USA squad to a gold medal victory and an unblemished 10-0 record in the FIBA Americas Championship. Krzyzewski has been honored by USA Basketball as the National Coach of the Year four times.

On July 21, 2009, he resumed his role as head coach of the USA Basketball Men's Senior National Team through 2012. Coach K guided Team USA to a 9-0 record and gold medal at the 2010 FIBA World Championships. Krzyzewski guided Team USA to an 8-0 and a gold medal at the 2012 London Olympics to become the first coach since Henry Iba (1964 & 1968) to lead the program to back-to-back Olympic gold medals. Coach K posted a 62-1 record as head coach of Team USA, including 50 straight wins to close out his tenure leading the program.

## Coach K's Record at Duke

Year	Overall	ACC	Notes
1981	17-13	6-8 (15th)	NIT Quarterfinals
1982	10-17	4-10 (16th)	—
1983	11-17	3-11 (7th)	—
1984	24-10	7-7 (13rd)	NCAA Tournament
1985	23-8	8-6 (14th)	NCAA Tournament
1986	37-3	12-2 (1st)	NCAA Final Four (runnerup)
1987	24-9	9-5 (3rd)	NCAA Sweet Sixteen
1988	28-7	9-5 (3rd)	NCAA Final Four
1989	28-8	9-5 (12nd)	NCAA Final Four
1990	29-9	9-5 (2nd)	NCAA Final Four (runnerup)
1991	32-7	11-3 (1st)	NCAA Champion
1992	34-2	14-2 (1st)	NCAA Champion
1993	24-8	10-6 (13rd)	NCAA Tournament
1994	28-6	12-4 (1st)	NCAA Final Four (runnerup)
1995	9-3	0-1	out after back surgery
1996	18-13	8-8 (14th)	NCAA Tournament
1997	24-9	12-4 (1st)	NCAA Tournament
1998	32-4	15-1 (1st)	NCAA Elite Eight
1999	37-2	16-0 (1st)	NCAA Final Four (runnerup)
2000	29-5	15-1 (1st)	NCAA Sweet Sixteen
2001	35-4	13-3 (1st)	NCAA Champion
2002	31-4	13-3 (2nd)	NCAA Sweet Sixteen
2003	26-7	11-5 (3rd)	NCAA Sweet Sixteen
2004	31-6	13-3 (1st)	NCAA Final Four
2005	27-6	11-5 (3rd)	NCAA Sweet Sixteen
2006	32-4	14-2 (1st)	NCAA Sweet Sixteen
2007	22-11	8-8 (16th)	NCAA Tournament
2008	28-6	13-3 (2nd)	NCAA Tournament
2009	30-7	11-5 (2nd)	NCAA Sweet Sixteen
2010	35-5	13-3 (t-1st)	NCAA Champion
2011	32-5	13-3 (2nd)	NCAA Sweet Sixteen
2012	27-7	13-3 (2nd)	NCAA Tournament
2013	16-1	3-1	-

**Career Record:** 943-292 (38th season)

**Record at Duke:** 870-233 (33rd season)

**ACC Record:** 391-159 (regular season & tournament games)

## Coaching Accomplishments

- Named head coach of the USA Basketball Senior National Team on July 21, 2009
- USA Basketball National Coach of the Year (2010, 2008, 2007, 2006)
- Led Team USA to its second straight gold medal at the 2012 Olympics in London, England
- Directed Team USA to a 9-0 record and gold medal at the 2010 FIBA World Championship in Istanbul, Turkey
- Led Team USA to an 8-0 record and the gold medal at the 2008 Beijing Olympics
- Guided the USA Basketball Senior National Team to a gold medal in the 2007 FIBA Americas Championship
- Named head coach of the USA Basketball Senior National Team on Sept. 26, 2005
- Naismith Memorial Basketball Hall of Fame - 2001
- America's Best Coach (*Time*/CNN) - 2001
- National Coach of the Year - 12 times, eight seasons (1986, 1989, 1991, 1992, 1997, 1999, 2000, 2001)
- John R. Wooden Legends of Coaching Award - 2000
- NCAA Champions - four times (1991, 1992, 2001, 2010)
- ACC Regular Season Champions - 12 times (1986, 1991, 1992, 1994, 1997, 1998, 1999, 2000, 2001, 2004, 2006, 2010)
- ACC Tournament Champions - 13 times (1986, 1988, 1992, 1999, 2000, 2001, 2002, 2003, 2005, 2006, 2009, 2010, 2011)
- Seven National Players of the Year
- Six National Defensive Players of the Year
- 10 ACC Players of the Year (eight different players)
- Number one national ranking in 16 different seasons (109 weeks overall; AP poll only)
- NABC District Coach of the Year - six times (1984, 1992, 1994, 1999, 2000, 2010)
- ACC Coach of the Year - five times (1984, 1986, 1997, 1999, 2000)
- NABC Coach of the Decade (1990s)
- Floor at Cameron Indoor Stadium dedicated Coach K Court on Nov. 17, 2000
- Assistant Coach - USA Olympic "Dream Team" - 1992
- President of NABC - 1998-99
- NCAA Appointed Basketball Issues Committee - 2000

## Coach K's Milestone Wins

No.	Opponent (Date)	Score
1	vs. Lehigh (11/28/75)	56-29
100	vs. Clemson (2/24/1982)	73-72 (3OT)
200	vs. Alabama (12/13/1986)	76-67
300	vs. Richmond (3/16/1990)	81-46
400	at Iowa (12/22/1993)	79-76
500	vs. North Carolina (2/28/1998)	77-75
600	vs. North Carolina (3/11/2001)	82-80
700	vs. Toledo (12/12/2004)	82-54
800	at N.C. State (3/1/2008)	87-86
900	vs. Michigan (3/20/2011)	73-71
903	vs. Michigan State (11/15/2011)	74-69

at Duke

1	vs. Stetson (11/29/1980)	67-49
100	at St. Joseph's (1/13/1986)	87-66
200	vs. West Virginia (3/18/1989)	70-63
300	vs. Northeastern (12/7/1992)	103-72
400	vs. Murray State (3/14/1997)	71-68
500	vs. Villanova (11/17/2000)	98-85
600	at Clemson (1/3/2004)	73-54
700	vs. Georgia Tech (2/18/2007)	71-62
800	vs. Kansas State (11/23/2010)	82-68

# Duke Basketball in the Polls

## Charting Duke in the Polls (AP Only)

Total Polls Ranked	688
Top 10 Rankings	577
Longest Consecutive Polls Ranked	200 <sup>1</sup>
Current Streak	108

### Years Ranked

Total Years	52
Consecutive Years	30
Current Streak	30

### Final Poll

Total Polls	41
Top 10	32
High Rank	1 (seven times)

### No. 1 Ranking

Total Rankings	126
Most No. 1 Weeks in Succession	18

### Weeks Ranked By Ranking

First Ranked: Dec. 11, 1951 (No. 12)  
Last Ranked: Jan. 21, 2013 (No. 1)

Rank	Weeks
No. 1	127
No. 2	68
No. 3	69
No. 4	32
No. 5	48
No. 6	62
No. 7	49
No. 8	49
No. 9	35
No. 10	38
No. 11	16
No. 12	13
No. 13	16
No. 14	13
No. 15	10
No. 16	11
No. 17	12
No. 18	8
No. 19	8
No. 20	5
No. 21	2
No. 22	—
No. 23	—
No. 24	—
No. 25	—

<sup>1</sup> - Duke was ranked in the top 25 of 200 consecutive AP polls from 1997 through 2007, the second-longest streak in college basketball history.

The Duke basketball program has held a prominent spot in the national basketball scene since the beginning of the post-World War II era. The final national rankings are just one measuring stick in which the Blue Devils are among the elite in the history of the sport.

In the Coach K era, which began in 1980-81, Duke has finished in the Associated Press top 25 a total of 26 seasons, including seven times as the No. 1 team in the nation. With consecutive AP number one finishes from 1999-2002, Duke became the first school in college basketball history to be ranked at the top of the final AP poll for four straight years.

- Duke has been ranked No. 1 at some point in the season in 18 of the past 28 years (AP & USA Today polls).
- **Mike Krzyzewski** has spent more weeks ranked in the top 25 (498 weeks), top 10 (437) and No. 1 (109) than any other active coach (AP poll only).
- Duke has been ranked No. 1 in 96 weeks since 1990, the most by any school in the nation. The next closest school is North Carolina at 52 weeks during the same time period.
- Duke has been No. 1 109 weeks (216 games, 189-27) in the AP poll since 1986.
- Of the 1,103 games coached at Duke by **Mike Krzyzewski**, 962 of them have come as a ranked team (87.2 percent). Duke's record as a ranked team since 1981 is 793-169.
- Under Coach K, Duke has played more games as a No. 1 team (216) than it has as an unranked team (141).
- The Blue Devils were ranked in the top 25 of the AP poll in 380 consecutive games (Nov. 20, 1996-Feb. 11, 2007).
- Duke has been ranked No. 1 in the nation 127 weeks overall, the second-highest figure in NCAA history behind only UCLA (134).
- Duke finished in the top 10 for 10 consecutive seasons from 1997-2006 — second all-time behind UCLA (13 straight years - 1967-79).
- Duke's 1991-92 team is one of only 12 schools in college basketball history to be ranked No. 1 for the entire season.
- Duke has been ranked in 310 of the last 312 AP polls (dating back to the start of the 1996-97 season) The Blue Devils have been ranked in the top 10 for 285 weeks in that span.

### No. 1 Blue Devils

• The Blue Devils have been ranked No. 1 in the AP Poll in 16 different seasons under **Mike Krzyzewski**.

#### Seasons Ranked No. 1

Mike Krzyzewski	16
John Wooden	12
Roy Williams	11
Dean Smith	10

### Final No. 1 Rankings

• Since 1986, Duke has claimed the No. 1 ranking in the final AP poll seven times. The Blue Devils finished the season ranked No. 1 in the AP poll for four consecutive seasons (1999-2002), an unprecedented feat in college basketball history.

#### End Of Season No. 1 Rankings

Duke	7
North Carolina	3
UNLV	2
Kansas	2
Ohio State	2
Kentucky	2

### Coach K at No. 1

• **Mike Krzyzewski** has coached in 216 games with his Blue Devils as the nation's No. 1 team (AP poll only), compiling a 189-27 (.875) record. Coach K's 216 games at No. 1 rank second all-time in NCAA history, as do his 189 victories:

Coach	No. of Games as No. 1 Team	Record (Pct.)
John Wooden	228	217-11 (.952)
Mike Krzyzewski	216	189-27 (.875)
Dean Smith	134	113-21 (.843)
Adolph Rupp	118	100-18 (.847)

### More on No. 1 Rankings

• Since the 1997-98 season, Duke has been ranked No. 1 in the AP poll 72 weeks, 35 more than the next closest team. The Blue Devils reached the top ranking seven consecutive seasons from 1998-2004, becoming just the second program in NCAA history to accomplish that feat. UCLA holds the record with 12 consecutive seasons being ranked No. 1 at some point (1964-75). Duke finished the season ranked No. 1 in the AP poll for four consecutive seasons (1999-2002), an unprecedented feat in college basketball history

#### Top-ranked Teams (since 1997-98)

	Seasons Ranked No. 1	Weeks Ranked No. 1
Duke	12	72
North Carolina	6	37
Connecticut	5	27
Kansas	5	21
Arizona	3	18
Stanford	3	16
Illinois	1	15
Cincinnati	1	12
Florida	3	10
Kentucky	3	10
Ohio State	2	9
Syracuse	2	7
UCLA	1	6
Memphis	1	5
Indiana	1	5
Wake Forest	2	3
Pittsburgh	1	3
Louisville	2	2
Alabama	1	2
Michigan State	1	2
Texas	1	2
St. Joseph's	1	1
Wisconsin	1	1
Tennessee	1	1

### No. 1 Rankings (Since 1990)

• Duke has been ranked No. 1 a total of 96 weeks since 1990, 44 more weeks than the next closest school (North Carolina).

#### Weeks Ranked No. 1 (since 1990)

Duke	96
North Carolina	52
Kansas	46
Connecticut	29
Arizona	18
UNLV	18
Stanford	16
Cincinnati	15
Illinois	15
Kentucky	15
Arkansas	11

### ACC Schools at No. 1

• Duke has earned 127 No. 1 rankings all-time. The Blue Devils' 127 top rankings are 19 more than the next closest ACC school.

#### Weeks Ranked No. 1 (ACC schools only)

Duke	127
North Carolina	108
N.C. State	13
Virginia	12
Wake Forest	3
Georgia Tech	1
Boston College	0
Clemson	0
Florida State	0
Maryland	0
Miami	0
Virginia Tech	0

### Regular Season Poll Titles

School	AP	Coaches	Total Titles
Kentucky	9	7	16
Duke	7	8	15
UCLA	8	7	15
North Carolina	6	5	11
Indiana	3	5	8
Ohio State	4	2	6
DePaul	2	2	4
Houston	2	2	4
Michigan	2	2	4
San Francisco	2	2	4
UNLV	2	2	4
Kansas	2	2	4
Connecticut	1	2	3
Cincinnati	2	1	3
Arizona	1	1	2
Florida	0	2	2
Georgetown	1	1	2
Illinois	1	1	2
Indiana State	1	1	2
Kansas State	1	1	2
Massachusetts	1	1	2
N.C. State	1	1	2
Oklahoma	1	1	2
Stanford	1	1	2
Temple	1	1	2
West Virginia	1	1	2
Louisville	1	0	1
Arkansas	0	1	1
Bradley	1	0	1
California	0	1	1

Note: Duke is the only team to finish the regular season at No. 1 in the rankings four straight seasons. Each year from 1998-99 through 2001-02, the Blue Devils topped both the AP and coaches' polls at the end of the regular season.

### Consecutive AP Polls Ranked

• Duke was ranked in the top 25 of 200 consecutive AP polls from 1997 through 2007, the second-longest streak in college basketball history. The Blue Devils also had a string of 143 consecutive weeks ranked from 1987 through beginning of the 1994-95 season.

#### All-Time Consecutive AP Polls Ranked

Team	Consecutive AP Polls Ranked
UCLA	221
Duke	200
North Carolina	172
North Carolina	171
Marquette	166
Kentucky	164
Kansas	145
Duke	143

### Consecutive Seasons Ranked No. 1

• Duke was ranked No. 1 in the AP Poll for seven straight seasons from 1998-2004, the second longest stretch in NCAA history.

#### Most Consecutive Seasons Ranked No. 1

Team	Consecutive Seasons	Years
UCLA	12	1964-75
Duke	7	1998-04
Kansas	5	1994-97
Duke	3	1992-94
North Carolina	3	1986-88
North Carolina	3	1982-84
North Carolina	3	1957-59

### AP Top 10 Ranking Streak

• Duke has been ranked in the top 10 of the AP Poll an ACC-record 105 consecutive weeks.

• The last time Duke was not ranked in the top 10 was Nov. 19, 2007.

#### Consecutive Weeks Ranked in the AP Top 10 - ACC

Team	Weeks	Span
Duke	105	11/26/07 - present
Duke	75	12/26/61 - 12/6/66
Duke	69	1/22/91 - 12/26/94
Maryland	68	11/25/72 - 3/2/76
Duke	67	12/20/99 - 3/3/03

#### Consecutive Weeks Ranked in the AP Top 10 - NCAA

Team	Weeks	Span
UCLA	155	11/15/66 - 1/20/76
Duke	105	11/26/07 - present
Kentucky	91	3/14/94 - 2/15/99
Kansas	76	11/21/94 - 12/7/98
Duke	75	12/26/61 - 12/6/66
Duke	69	1/22/91 - 12/26/94
Maryland	68	11/25/72 - 3/2/76
Duke	67	12/20/99 - 3/3/03
Marquette	66	2/17/70 - 2/26/74
North Carolina	62	3/6/06 - 11/16/09
North Carolina	62	2/26/85 - 1/10/89

### Duke In the Rankings

Date	AP	Coaches
Preseason	8	8
Nov. 12	8	8
Nov. 19	5	5
Nov. 26	2	2
Dec. 3	2	2
Dec. 10	2	2
Dec. 17	1	1
Dec. 24	1	1
Dec. 31	1	1
Jan. 7	1	1
Jan. 14	3	3
Jan. 21	1	1

### All-Time Record When Ranked


Rk	W-L	Pct.
1	213-32	.869
2	113-16	.876
3	110-22	.833
4	52-11	.825
5	72-24	.750
6	104-29	.782
7	78-21	.788
8	73-17	.811
9	52-14	.788
10	38-13	.745
11	18-9	.667
12	18-6	.750
13	28-4	.875
14	15-4	.789
15	16-5	.762
16	10-9	.526
17	15-8	.652
18	7-4	.636
19	6-7	.462
20	8-0	1.000
21	2-1	.667
22	0-0	—
23	0-0	—
24	0-0	—
25	0-0	—
Total	1,048-256	.804

### All-Time Record vs. Ranked


Rk	W-L	Pct.
1	8-21	.276
2	14-24	.368
3	13-22	.371
4	11-18	.379
5	10-18	.357
6	15-8	.652
7	15-15	.500
8	9-16	.360
9	13-14	.481
10	9-7	.563
11	15-12	.555
12	12-5	.706
13	16-10	.615
14	18-8	.692
15	12-8	.600
16	9-6	.600
17	11-10	.524
18	10-8	.556
19	10-7	.588
20	10-10	.500
21	6-1	.857
22	5-3	.625
23	8-2	.800
24	6-2	.750
25	2-0	1.000
Total	267-255	.512



# 2012-13 Radio / Television Roster




**Quinn Cook**  
G • SO-1L • 6-1 • 175  
Washington, D.C.




**Tyler Thornton**  
G • JR-2L • 6-1 • 190  
Washington, D.C.




**Mason Plumlee**  
F • SR-3L • 6-10 • 235  
Warsaw, Ind.




**Alex Murphy**  
F • R-FR-1L • 6-8 • 220  
Wakefield, R.I.




**Rodney Hood**  
F • SO-TR • 6-8 • 210  
Meridian, Miss.




**Rasheed Sulaimon**  
G • FR-HS • 6-4 • 185  
Houston, Texas



**Josh Hairston**  
F • JR-2L • 6-7 • 240  
Fredericksburg, Va.




**Andre Dawkins**  
G • SR-3L • 6-4 • 215  
Chesapeake, Va.




**Amile Jefferson**  
F • FR-HS • 6-8 • 195  
Philadelphia, Pa.




**Seth Curry**  
G • SR-3L • 6-2 • 185  
Charlotte, N.C.



**Ryan Kelly**  
F • SR-3L • 6-11 • 230  
Raleigh, N.C.



**Marshall Plumlee**  
F • R-FR-1L • 6-11 • 235  
Warsaw, Ind.



**Todd Zafirovski**  
F • SR-3L • 6-9 • 245  
Lake Forest, Ill.



**Mike Krzyzewski**  
Head Coach  
33rd Season at Duke

# 2012-13 Duke Basketball Roster

## Alphabetical

NO	NAME	POS	HT	WT	CL-EXP	HOMETOWN (HIGH SCHOOL)
2	Quinn Cook	G	6-1	175	SO-1L	Washington, D.C. (Oak Hill Academy [Va.])
30	Seth Curry	G	6-2	185	SR-3L *	Charlotte, N.C. (Charlotte Christian)
20	Andre Dawkins	G	6-4	215	SR-3L	Chesapeake, Va. (Atlantic Shores Christian)
15	Josh Hairston	F	6-7	240	JR-2L	Fredericksburg, Va. (Montrose Christian [Md.])
13	Rodney Hood	F	6-8	210	SO-TR	Meridian, Miss. (Meridian)
21	Amile Jefferson	F	6-8	195	FR-HS	Philadelphia, Pa. (Friends Central School)
34	Ryan Kelly	F	6-11	230	SR-3L	Raleigh, N.C. (Ravenscroft)
12	Alex Murphy	F	6-8	220	R-FR-1L ^	Wakefield, R.I. (South Kingstown)
40	Marshall Plumlee	F	6-11	235	R-FR-1L ^	Warsaw, Ind. (Christ School [N.C.])
5	Mason Plumlee	F	6-10	235	SR-3L	Warsaw, Ind. (Christ School [N.C.])
14	Rasheed Sulaimon	G	6-4	185	FR-HS	Houston, Texas (Strake Jesuit College Prep)
3	Tyler Thornton	G	6-1	190	JR-2L	Washington, D.C. (Gonzaga)
52	Todd Zafirovski	F	6-9	245	SR-3L	Lake Forest, Ill. (Lake Forest Academy)

## Numerical

NO	NAME	POS	HT	WT	CL-EXP	HOMETOWN (HIGH SCHOOL)
2	Quinn Cook	G	6-1	175	SO-1L	Washington, D.C. (Oak Hill Academy [Va.])
3	Tyler Thornton	G	6-1	190	JR-2L	Washington, D.C. (Gonzaga)
5	Mason Plumlee	F	6-10	235	SR-3L	Warsaw, Ind. (Christ School [N.C.])
12	Alex Murphy	F	6-8	220	R-FR-1L ^	Wakefield, R.I. (South Kingstown)
13	Rodney Hood	F	6-8	210	SO-TR	Meridian, Miss. (Meridian)
14	Rasheed Sulaimon	G	6-4	185	FR-HS	Houston, Texas (Strake Jesuit College Prep)
15	Josh Hairston	F	6-7	240	JR-2L	Fredericksburg, Va. (Montrose Christian [Md.])
20	Andre Dawkins	G	6-4	215	SR-3L	Chesapeake, Va. (Atlantic Shores Christian)
21	Amile Jefferson	F	6-8	195	FR-HS	Philadelphia, Pa. (Friends Central School)
30	Seth Curry	G	6-2	185	SR-3L *	Charlotte, N.C. (Charlotte Christian)
34	Ryan Kelly	F	6-11	230	SR-3L	Raleigh, N.C. (Ravenscroft)
40	Marshall Plumlee	F	6-11	235	R-FR-1L ^	Warsaw, Ind. (Christ School [N.C.])
52	Todd Zafirovski	F	6-9	245	SR-3L	Lake Forest, Ill. (Lake Forest Academy)

\* lettered while sitting out as a transfer (Liberty) in 2009-10

^ lettered while sitting out as a redshirt in 2011-12

## Duke Staff

**Head Coach:** Mike Krzyzewski (Army, '69)

**Associate Head Coach:** Steve Wojciechowski (Duke, '98)

**Associate Head Coach:** Chris Collins (Duke, '96)

**Assistant Coach:** Jeff Capel (Duke, '97)

**Special Assistant:** Nate James (Duke, '01)

**Director of Basketball Operations:** Pat Thompson (Duke, '11)

## Pronunciations

AMILE Jefferson	a-meel
Mike KRZYZEWSKI	Sha-shef-skee
Rasheed SULAIMON	Sue-la-mon
Todd ZAFIROVSKI	Zaf-er-ov-skee

# 2012-13 Duke Boxscores

## [8/8] Duke 74, Georgia State 55 Game 1 • Nov. 9, 2012 • Durham, N.C.

Ga. State	FG	3FG	FT	REB	PF	TP	A	TO	B	S	Min
Atkins	f 2-9	0-1	1-2	2-0-2	1	5	0	4	0	1	33
Burguillos	f 0-1	0-0	0-0	1-1-2	3	0	0	1	0	0	7
White	g 6-13	3-5	4-5	1-1-2	4	19	1	6	0	3	38
Hunter	g 4-11	2-6	4-4	0-10-10	2	14	0	1	0	1	35
Richardson	g 0-3	0-2	0-0	1-2-3	1	0	0	0	0	0	17
Travers	0-0	0-0	0-0	0-0-0	0	0	1	0	0	0	1
Solomon	2-3	0-0	1-2	0-2-2	1	5	0	1	0	0	16
Shipes	0-0	0-0	0-0	0-0-0	1	0	0	0	0	0	4
Cnider	1-6	0-0	2-4	2-3-5	4	4	2	1	0	0	21
Vincent	4-5	0-0	0-0	2-3-5	4	8	0	2	0	2	28
TEAM				1-1-2							
<b>Totals</b>	<b>19-51</b>	<b>5-14</b>	<b>12-17</b>	<b>10-23-33</b>	<b>21</b>	<b>55</b>	<b>4</b>	<b>16</b>	<b>0</b>	<b>7</b>	<b>200</b>
<b>Pct.</b>	<b>37.3</b>	<b>35.7</b>	<b>70.6</b>	<b>DR: 2</b>							

FG's (1st half: 8-25, 32.0%; 2nd half: 11-26, 42.3%)  
 3FG's (1st half: 1-8, 12.5%; 2nd half: 4-6, 66.7%)  
 FT's (1st half: 5-6, 83.3%; 2nd half: 7-11, 63.6%)

Duke	FG	3FG	FT	REB	PF	TP	A	TO	B	S	Min
Ma. Plumlee	f 8-12	0-0	3-7	3-11-14	3	19	2	3	4	1	35
Kelly	f 2-6	1-3	3-4	0-3-3	1	8	4	1	1	0	33
Thorton	g 4-7	3-6	2-2	0-4-4	2	13	3	4	0	2	30
Sulaimon	g 2-5	2-3	0-0	0-4-4	3	6	4	1	0	0	30
Curry	g 5-10	3-7	2-3	0-0-0	4	15	1	3	1	0	30
Cook	2-4	2-4	2-2	1-1-2	3	8	2	2	0	0	21
Hairston	0-2	0-1	0-0	0-1-1	3	0	0	1	0	0	8
Jefferson	1-1	0-0	3-5	1-1-2	0	5	1	0	0	1	13
TEAM				1-0-1							
<b>Totals</b>	<b>24-47</b>	<b>11-24</b>	<b>15-23</b>	<b>6-25-31</b>	<b>19</b>	<b>74</b>	<b>17</b>	<b>15</b>	<b>6</b>	<b>4</b>	<b>200</b>
<b>Pct.</b>	<b>51.1</b>	<b>45.8</b>	<b>65.2</b>	<b>DR: 2</b>							

FG's (1st half: 9-20, 45.0%; 2nd half: 15-27, 55.6%)  
 3FG's (1st half: 3-7, 42.9%; 2nd half: 8-17, 47.1%)  
 FT's (1st half: 11-15, 73.3%; 2nd half: 4-8, 50.0%)

Officials: Brian Dorsey, Dwayne Gladden, Jeffrey Anderson  
 Attendance: 9,314 • Technical Fouls: None

Score by Periods	1st	2nd	Total
Georgia State	22	33	55
Duke	32	42	74

## [9/9] Duke 75, [3/3] Kentucky 68 Game 2 • Nov. 13, 2012 • Atlanta, Ga.

Duke	FG	3FG	FT	REB	PF	TP	A	TO	B	S	Min
Ma. Plumlee	f 7-8	0-0	4-4	0-3-3	5	18	3	5	2	1	29
Kelly	f 4-11	1-3	1-4	1-2-3	2	10	1	0	3	3	34
Thorton	g 0-1	0-1	2-2	0-3-3	1	2	2	1	0	1	20
Sulaimon	g 3-14	3-7	1-2	2-4-6	1	10	5	0	0	0	33
Curry	g 7-14	3-5	6-6	1-2-3	0	23	1	0	1	1	34
Cook	3-5	1-2	0-2	0-3-3	2	7	3	2	0	0	30
Murphy	0-0	0-0	0-0	0-0-0	0	0	0	0	0	0	2
Hairston	0-0	0-0	1-2	4-1-5	5	5	0	0	0	0	14
Jefferson	0-1	0-0	0-0	1-0-1	1	0	1	0	0	0	4
TEAM				2-2-4							
<b>Totals</b>	<b>26-57</b>	<b>8-11</b>	<b>15-22</b>	<b>11-20-31</b>	<b>17</b>	<b>75</b>	<b>16</b>	<b>8</b>	<b>6</b>	<b>6</b>	<b>200</b>
<b>Pct.</b>	<b>45.6</b>	<b>44.4</b>	<b>68.2</b>	<b>DR: 4</b>							

FG's (1st half: 12-30, 40.0%; 2nd half: 14-27, 51.9%)  
 3FG's (1st half: 4-11, 36.4%; 2nd half: 8-18, 44.4%)  
 FT's (1st half: 5-10, 50.0%; 2nd half: 10-12, 83.3%)

Kentucky	FG	3FG	FT	REB	PF	TP	A	TO	B	S	Min
Noel	f 5-11	0-0	6-8	2-6-8	3	16	2	1	3	4	38
Poythress	f 9-12	1-2	1-2	5-3-8	2	20	0	2	0	0	37
Wilfong	f 2-5	1-2	0-0	1-2-3	2	5	4	0	0	0	32
Goodwin	g 5-12	1-2	5-8	1-5-6	4	16	4	1	0	0	37
Mays	g 2-8	1-4	2-2	0-1-1	3	7	3	4	0	0	37
Hood	0-0	0-0	0-0	0-0-0	0	0	0	0	0	0	1
Polson	0-0	0-0	0-0	0-1-1	3	0	0	1	0	0	12
Cauley-Stein	2-3	0-0	0-1	0-0-0	3	4	0	1	0	0	6
TEAM				0-3-3							
<b>Totals</b>	<b>25-51</b>	<b>4-10</b>	<b>14-21</b>	<b>9-21-30</b>	<b>20</b>	<b>68</b>	<b>13</b>	<b>13</b>	<b>4</b>	<b>4</b>	<b>200</b>
<b>Pct.</b>	<b>49.0</b>	<b>40.0</b>	<b>66.7</b>	<b>DR: 5,1</b>							

FG's (1st half: 11-24, 45.8%; 2nd half: 14-27, 51.9%)  
 3FG's (1st half: 3-5, 60.0%; 2nd half: 1-5, 20.0%)  
 FT's (1st half: 6-11, 54.4%; 2nd half: 8-10, 80.0%)

Officials: Tony Greene, Mike Eades, Roger Ayers  
 Attendance: 22,847 • Technical Fouls: None

Score by Periods	1st	2nd	Total
Kentucky	31	37	68
Duke	33	42	75

## [9/9] Duke 88, Florida Gulf Coast 67 Game 3 • Nov. 18, 2012 • Durham, N.C.

FGCU	FG	3FG	FT	REB	PF	TP	A	TO	B	S	Min
McKnight	f 2-6	0-0	0-0	2-2-4	5	4	0	1	1	1	14
Fieler	f 1-3	1-3	0-0	1-2-3	5	3	1	3	0	0	22
Comer	g 1-6	0-1	0-0	1-2-3	2	2	3	5	0	1	23
Thompson	g 9-13	6-8	0-0	2-4-6	4	24	1	4	0	5	30
Brown	g 3-12	1-4	5-5	3-3-6	3	12	3	3	1	0	36
Varidel	2-3	1-2	2-2	0-0-0	0	7	0	5	0	0	17
Cvijeticanin	2-6	2-5	0-0	2-2-4	0	6	0	0	0	0	21
Murray	3-7	0-2	1-2	2-4-6	3	7	1	3	1	0	24
Blake	0-0	0-0	0-0	0-0-0	0	0	0	0	0	0	1
Graf	0-1	0-0	2-2	0-0-0	0	2	2	1	0	1	12
TEAM				0-1-1							
<b>Totals</b>	<b>23-57</b>	<b>11-25</b>	<b>10-11</b>	<b>13-20-33</b>	<b>24</b>	<b>67</b>	<b>11</b>	<b>25</b>	<b>3</b>	<b>8</b>	<b>200</b>
<b>Pct.</b>	<b>40.4</b>	<b>44.0</b>	<b>90.9</b>	<b>DR: 1,1</b>							

FG's (1st half: 12-30, 40.0%; 2nd half: 11-27, 40.7%)  
 3FG's (1st half: 6-13, 46.2%; 2nd half: 5-12, 41.7%)  
 FT's (1st half: 0-0, 0.0%; 2nd half: 10-11, 90.9%)

Duke	FG	3FG	FT	REB	PF	TP	A	TO	B	S	Min
Ma. Plumlee	f 9-11	0-0	10-11	5-4-9	0	28	1	3	2	0	35
Kelly	f 5-10	1-5	3-5	5-4-9	2	14	3	0	2	2	25
Cook	g 3-8	2-4	0-0	1-3-4	2	8	9	5	0	1	29
Sulaimon	g 5-12	3-8	6-6	0-3-3	2	19	2	3	0	1	33
Curry	g 4-10	2-8	0-0	0-1-1	3	10	0	1	0	1	24
Thorton	1-5	1-5	0-0	0-1-1	0	3	4	3	0	2	24
Murphy	0-2	0-1	0-0	1-1-2	1	0	0	1	0	0	6
Hairston	1-1	0-0	0-0	0-2-2	2	2	0	0	0	0	11
Jefferson	2-4	0-0	0-1	1-1-2	2	4	0	1	2	2	13
TEAM				3-1-4							
<b>Totals</b>	<b>30-63</b>	<b>9-31</b>	<b>19-23</b>	<b>16-21-37</b>	<b>14</b>	<b>88</b>	<b>19</b>	<b>18</b>	<b>4</b>	<b>9</b>	<b>200</b>
<b>Pct.</b>	<b>47.6</b>	<b>29.0</b>	<b>82.6</b>	<b>DR: 0</b>							

FG's (1st half: 16-34, 47.1%; 2nd half: 14-29, 48.3%)  
 3FG's (1st half: 7-20, 35.0%; 2nd half: 2-11, 18.2%)  
 FT's (1st half: 13-14, 92.9%; 2nd half: 6-9, 66.7%)

Officials: Doug Simons, Louie Andrakakos, William Humes  
 Attendance: 9,314 • Technical Fouls: None

Score by Periods	1st	2nd	Total
Florida Gulf Coast	30	37	67
Duke	52	36	88

## [5/5] Duke 89, Minnesota 71 Game 4 • Nov. 22, 2012 • Paradise Island, Bahamas

Minnesota	FG	3FG	FT	REB	PF	TP	A	TO	B	S	Min
Williams	f 6-11	1-3	3-6	3-4-7	3	16	1	2	2	1	33
Eliason	c 0-2	0-0	1-2	2-2-4	2	1	0	0	1	0	14
Hollins, An.	g 4-13	2-7	0-2	0-3-3	3	12	4	1	1	0	24
Coleman	g 3-7	0-0	1-2	2-0-2	2	7	3	4	0	2	26
Hollins, Au.	g 3-10	1-4	0-0	4-2-6	3	7	2	4	0	1	32
Weich	0-2	0-1	0-0	0-2-2	2	0	4	1	0	1	13
Osenieks	0-2	0-1	0-0	1-0-1	0	0	1	0	0	0	7
Ahanmisi	2-2	0-0	6-6	0-0-0	0	10	1	1	0	2	15
Walker	2-4	0-0	1-1	2-3-5	2	5	0	0	0	0	9
Ingram	1-1	0-0	0-0	0-1-1	2	2	0	0	0	0	9
Mbakwe	3-6	0-0	5-6	2-1-3	0	11	0	1	2	0	18
TEAM				0-1-1							
<b>Totals</b>	<b>24-60</b>	<b>4-16</b>	<b>19-25</b>	<b>16-19-35</b>	<b>19</b>	<b>71</b>	<b>15</b>	<b>15</b>	<b>6</b>	<b>7</b>	<b>200</b>
<b>Pct.</b>	<b>40.0</b>	<b>25.0</b>	<b>76.0</b>	<b>DR: 0,4</b>							

FG's (1st half: 12-28, 42.9%; 2nd half: 12-32, 37.5%)  
 3FG's (1st half: 2-7, 28.6%; 2nd half: 2-9, 22.2%)  
 FT's (1st half



# 2012-13 Duke Boxscores

## [2/2] Duke 73, [4/4] Ohio State 68 Game 7 • Nov. 28, 2012 • Durham, N.C.

Ohio State	FG	3FG	FT	REB	PF	TP	A	TO	B	S	Min	
Thomas	f 6-14	3-6	1-1	0-2-2	3	16	0	0	1	0	30	
Thompson	f 2-6	0-1	0-0	1-7-8	2	4	0	2	0	1	25	
Ravenel	f 4-4	0-0	0-0	0-2-2	3	8	0	0	1	0	14	
Craft	g 3-15	1-4	4-6	3-1-4	5	11	1	3	0	0	34	
Smith Jr.	g 4-12	1-6	2-3	2-3-5	4	11	2	0	0	0	39	
Scott	1-8	0-2	3-4	1-0-1	4	5	3	1	0	2	20	
Ross	3-7	1-2	2-2	3-0-3	1	9	0	1	0	0	11	
Williams	0-2	0-0	4-6	6-4-10	1	4	0	0	1	0	27	
TEAM				23-5								
<b>Totals</b>	<b>23-68</b>	<b>6-21</b>	<b>16-22</b>	<b>18-22-40</b>	<b>23</b>	<b>68</b>	<b>6</b>	<b>7</b>	<b>2</b>	<b>4</b>	<b>200</b>	
<b>Pct.</b>	<b>33.8</b>	<b>28.6</b>	<b>72.7</b>	<b>DR: 4</b>								

FG's (1st half: 11-34, 32.4%; 2nd half: 12-34, 35.3%)  
 3FG's (1st half: 4-13, 30.8%; 2nd half: 2-8, 25.0%)  
 FT's (1st half: 5-8, 62.5%; 2nd half: 11-14, 78.6%)

Duke	FG	3FG	FT	REB	PF	TP	A	TO	B	S	Min	
Ma. Plumlee	f 6-11	0-0	9-12	5-12-17	2	21	2	2	1	0	39	
Kelly	f 5-10	3-5	2-2	0-3-3	5	15	0	1	3	0	29	
Cook	g 3-10	0-2	6-7	0-6-6	4	12	8	3	0	2	40	
Sulaimon	g 7-12	2-4	1-2	0-4-4	2	17	0	1	0	0	31	
Curry	g 1-6	0-1	2-3	0-1-1	2	4	0	1	0	0	28	
Thornton	0-0	0-0	0-1	1-1-2	4	0	1	0	1	1	17	
Murphy	0-0	0-0	0-0	0-0-0	0	0	0	0	0	0	3	
Hairston	2-2	0-0	0-0	1-1-2	0	4	0	0	0	0	10	
Jefferson	0-0	0-0	0-0	0-0-0	0	0	0	0	0	0	0	
TEAM				11-2								
<b>Totals</b>	<b>24-51</b>	<b>5-12</b>	<b>20-27</b>	<b>8-29-37</b>	<b>19</b>	<b>73</b>	<b>11</b>	<b>8</b>	<b>5</b>	<b>3</b>	<b>200</b>	
<b>Pct.</b>	<b>47.1</b>	<b>41.7</b>	<b>74.1</b>	<b>DR: 4</b>								

FG's (1st half: 6-20, 30.0%; 2nd half: 18-31, 58.1%)  
 3FG's (1st half: 1-7, 14.3%; 2nd half: 4-5, 80.0%)  
 FT's (1st half: 10-12, 83.3%; 2nd half: 10-15, 66.7%)

Officials: Karl Hess, Mike Eades, John Cahill  
 Attendance: 9,314 • Technical Fouls: Ohio State - Smith Jr., Duke - Thornton

Score by Periods	1st	2nd	Total
Ohio State	31	37	68
Duke	23	50	73

## [2/2] Duke 88, Delaware 50 Game 8 • Dec. 1, 2012 • Durham, N.C.

Delaware	FG	3FG	FT	REB	PF	TP	A	TO	B	S	Min	
Baptiste	f 1-5	0-0	0-0	3-6-9	4	2	0	1	0	2	26	
Hagins	f 3-9	0-0	0-0	1-5-6	4	6	1	4	0	1	22	
Saddler	g 8-22	1-3	6-9	4-5-9	1	23	1	4	0	1	38	
Rogers	g 1-10	0-3	2-2	0-0-0	0	4	0	3	0	0	27	
Anderson	g 3-10	1-8	0-0	0-1-1	2	7	1	1	1	1	34	
Allshouse	0-0	0-0	0-0	0-1-1	0	0	0	0	0	0	1	
McNulty	0-0	0-0	0-0	0-0-0	1	0	0	0	0	0	2	
Savage	0-3	0-0	0-2	1-1-2	0	0	0	0	0	0	7	
King-Davis	1-3	0-0	2-5	2-2-4	2	4	0	1	0	0	14	
Townsville	0-2	0-0	0-0	0-2-2	0	0	0	0	0	0	11	
Brinkley	1-1	0-0	2-2	1-1-2	3	4	0	1	0	0	16	
Williams	0-0	0-0	0-0	0-0-0	0	0	0	0	0	0	2	
TEAM				2-2								
<b>Totals</b>	<b>18-65</b>	<b>2-14</b>	<b>12-20</b>	<b>14-26-40</b>	<b>17</b>	<b>50</b>	<b>3</b>	<b>15</b>	<b>1</b>	<b>5</b>	<b>200</b>	
<b>Pct.</b>	<b>27.7</b>	<b>14.3</b>	<b>60.0</b>	<b>DR: 4,1</b>								

FG's (1st half: 7-29, 24.1%; 2nd half: 11-36, 30.6%)  
 3FG's (1st half: 1-6, 16.7%; 2nd half: 1-8, 12.5%)  
 FT's (1st half: 4-7, 57.1%; 2nd half: 8-13, 61.5%)

Duke	FG	3FG	FT	REB	PF	TP	A	TO	B	S	Min	
Ma. Plumlee	f 6-9	0-0	6-10	1-10-11	0	18	0	2	3	1	24	
Kelly	f 8-13	2-4	0-0	1-2-3	0	18	0	0	1	2	24	
Cook	g 3-7	2-5	0-0	0-2-2	2	8	6	1	1	2	27	
Thornton	g 1-4	1-4	0-0	1-5-6	4	3	10	3	0	3	33	
Sulaimon	g 6-12	1-4	1-1	1-3-4	3	14	6	2	0	0	33	
Murphy	4-7	1-3	1-2	1-6-7	1	10	0	2	1	1	21	
Hairston	1-4	0-0	1-2	1-5-6	5	3	1	0	1	0	11	
Jefferson	5-9	0-0	2-4	3-3-6	2	12	0	1	0	0	21	
Zafirovski	1-2	0-0	0-2	1-0-1	2	2	0	0	1	0	6	
TEAM				0-1								
<b>Totals</b>	<b>35-67</b>	<b>7-20</b>	<b>11-21</b>	<b>10-37-47</b>	<b>19</b>	<b>88</b>	<b>23</b>	<b>11</b>	<b>8</b>	<b>9</b>	<b>200</b>	
<b>Pct.</b>	<b>52.2</b>	<b>35.0</b>	<b>52.4</b>	<b>DR: 5</b>								

FG's (1st half: 16-31, 51.6%; 2nd half: 19-36, 52.8%)  
 3FG's (1st half: 3-13, 23.1%; 2nd half: 4-7, 57.1%)  
 FT's (1st half: 7-11, 63.6%; 2nd half: 4-10, 40.0%)

Officials: Tim Nestor, Ray Natili, Dwayne Gladden  
 Attendance: 9,314 • Technical Fouls: None

Score by Periods	1st	2nd	Total
Delaware	19	31	50
Duke	42	46	88

## [2/2] Duke 90, Temple 67 Game 9 • Dec. 9, 2012 • East Rutherford, N.J.

Temple	FG	3FG	FT	REB	PF	TP	A	TO	B	S	Min	
Wyatt	g 3-15	0-4	0-0	1-0-1	1	6	3	1	0	0	26	
Cummings	g 3-7	1-2	0-0	0-0-0	2	7	1	1	0	0	18	
Randall	g 3-9	0-3	0-0	3-4-7	4	6	4	0	1	0	37	
Lee	f 3-8	0-0	0-0	2-7-9	3	6	1	1	0	0	17	
Hollis-Jefferson	f 3-8	0-0	0-1	4-2-6	4	6	4	3	3	2	28	
Dileo	3-4	1-1	0-0	1-2-3	0	7	1	1	0	0	19	
McDonnell	0-0	0-0	0-0	0-0-0	0	0	0	0	0	0	2	
Pepper	2-7	2-4	0-0	1-2-3	1	6	1	1	0	1	18	
O'Brien	3-7	1-4	1-1	1-0-1	3	8	0	0	0	0	13	
Decosey	5-6	3-3	0-2	0-3-3	3	13	1	1	0	0	18	
Watson	1-1	0-0	0-0	1-0-1	0	2	0	0	0	0	1	
Dingle	0-1	0-0	0-0	1-1-1	0	0	0	1	0	0	3	
TEAM				2-2								
<b>Totals</b>	<b>29-73</b>	<b>8-21</b>	<b>1-4</b>	<b>16-23-39</b>	<b>21</b>	<b>67</b>	<b>16</b>	<b>10</b>	<b>4</b>	<b>3</b>	<b>200</b>	
<b>Pct.</b>	<b>39.7</b>	<b>38.1</b>	<b>25.0</b>	<b>DR: 2,1</b>								

FG's (1st half: 14-39, 35.9%; 2nd half: 15-34, 44.1%)  
 3FG's (1st half: 4-11, 36.4%; 2nd half: 4-10, 40.0%)  
 FT's (1st half: 0-0, 0.0%; 2nd half: 1-4, 25.0%)

Duke	FG	3FG	FT	REB	PF	TP	A	TO	B	S	Min	
Ma. Plumlee	f 5-14	0-0	6-11	5-9-14	2	16	1	2	0	0	33	
Kelly	f 3-9	1-2	7-8	2-8-10	1	14	1	1	1	0	30	
Cook	g 5-8	3-4	1-2	1-3-4	3	14	4	2	0	3	36	
Sulaimon	g 2-6	1-2	3-3	0-2-2	1	8	7	0	1	0	30	
Curry	g 7-11	5-9	4-4	0-0-0	2	23	3	1	0	0	31	
Thornton	1-2	1-2	0-0	1-2-3	3	3	2	0	2	1	18	
Murphy	2-4	1-1	0-0	0-0-0	1	5	0	0	0	0	5	
Hairston	0-0	0-0	0-0	0-1-1	0	0	0	0	0	0	5	
Jefferson	3-5	0-0	1-1	1-1-2	2	7	1	0	1	0	9	
TEAM				1-1								
<b>Totals</b>	<b>28-59</b>	<b>12-20</b>	<b>22-29</b>	<b>11-27-39</b>	<b>15</b>	<b>90</b>	<b>19</b>	<b>6</b>	<b>2</b>	<b>6</b>	<b>200</b>	
<b>Pct.</b>	<b>47.5</b>	<b>60.0</b>	<b>75.9</b>	<b>DR: 3,2</b>								

FG's (1st half: 14-27, 51.9%; 2nd half: 14-32, 43.8%)  
 3FG's (1st half: 6-11, 54.5%; 2nd half: 6-9, 66.7%)  
 FT's (1st half: 12-16, 75.0%; 2nd half: 10-13, 76.9%)

Officials: Karl Hess, Joe Lindsay, Bryan Kersey  
 Attendance: 12,157 • Technical Fouls: None

Score by Periods	1st	2nd	Total
Temple	32	35	67
Duke	46	44	90

## [1/1] Duke 88, Cornell 47 Game 10 • Dec. 19, 2012 • Durham, N.C.

Cornell	FG	3FG	FT	REB	PF	TP	A	TO	B	S	Min
Miller	f 6-9	0-1	0-0	0-6-6	2	12	0	2	1	0	28
Chemersinski	f 2-3	0-0	0-0	2-1-3	3	4	1	3	0	1	27
Cressler	g 1-5	0-1	4-4	1-0-1	1	6	0	1	0	0	12
Asafa-Adjei	g 4-6	0-0	0-0	0-2-2	1	8	3	2	0	0	18
Gray	g 2-7	0-3	1-2	1-4-5	1	5	3	4	0	2	30
Canoer	0-3	0-1	0-0	0-1-1	2	0	0	3	0	0	10
LaMore	0-1	0-0	0-0	0-0-0	0	0	0	0	0	1	4
Scelfo	1-2	1-2	0-0	0-2-2	0	3	0	2	0	0	7
Peck	2-9	0-0	0-0	2-3-5	0	4	1	1	0	0	16
McMillan	0-0	0-0	0-0	0-0-0	0	0	0	0	0	0	8
Cherry	2-6	0-2	1-2	0-2-2	2	5	0	5	0	0	20
Harmon	0-1	0-0	0-0	1-0-1	0	0	0	0	0	0	4
Tarwater	0-2	0-1	0-0	1-0-1	2	0	0	1	0	0	5
Figini	0-1	0-0	0-0	1-2-3	0	0	0	0	0	1	9
Tomic	0-0	0-0	0-0	0-							

# 2012-13 Duke Boxscores

## [1/1] Duke 67, Davidson 50 Game 13 • Jan. 2, 2013 • Charlotte, N.C.

Duke	FG	3FG	FT	REB	PF	TP	A	TO	B	S	Min
Ma. Plumlee f	4-7	0-0	2-3	0-7-7	4	10	2	6	3	2	33
Kelly f	5-8	3-4	5-6	2-5-7	1	18	0	1	1	0	35
Cook g	6-9	0-1	3-3	0-3-3	3	15	2	1	0	2	34
Sulaimon g	1-6	0-1	6-6	0-7-7	1	8	0	1	1	0	31
Curry g	3-11	0-2	0-0	0-1-1	4	6	3	1	0	1	31
Thornton	2-5	2-3	4-4	0-2-2	0	10	1	0	0	0	23
Murphy	0-0	0-0	0-0	0-0-0	0	0	0	0	0	0	1
Hairston	0-0	0-0	0-0	0-2-2	4	0	0	1	0	0	9
Jefferson	0-0	0-0	0-0	1-0-1	0	0	0	1	0	0	3
TEAM				3-0-3							
<b>Totals</b>	<b>21-46</b>	<b>5-11</b>	<b>20-22</b>	<b>6-27-33</b>	<b>17</b>	<b>67</b>	<b>8</b>	<b>12</b>	<b>5</b>	<b>5</b>	<b>200</b>
<b>Pct.</b>	<b>45.7</b>	<b>45.5</b>	<b>90.9</b>	<b>DR: 0</b>							

FG's (1st half: 9-22, 40.9%; 2nd half: 12-24, 50.0%)  
 3FG's (1st half: 2-6, 33.3%; 2nd half: 3-5, 60.0%)  
 FT's (1st half: 9-10, 90.0%; 2nd half: 11-12, 91.7%)

Davidson	FG	3FG	FT	REB	PF	TP	A	TO	B	S	Min
Cohen f	5-10	1-3	8-8	3-5-8	4	19	0	3	1	0	19
Brooks f	4-13	0-1	0-0	4-8-12	2	8	2	2	1	0	30
Kuhlman g	0-3	0-1	2-2	0-1-1	1	2	4	2	0	1	34
Cochran g	1-3	0-2	0-0	0-0-0	3	2	2	3	0	1	32
Czerapowicz g	2-8	1-5	0-0	0-2-2	1	5	0	0	0	0	23
Kalninski	3-6	2-5	1-2	0-3-3	1	9	1	1	0	0	26
Barham	0-0	0-0	0-0	0-0-0	0	0	0	0	0	0	1
Droney	0-1	0-1	0-0	2-2-4	3	0	0	1	0	0	14
Mann	2-12	0-1	1-1	3-0-3	4	5	0	2	3	0	21
TEAM				1-0-1							
<b>Totals</b>	<b>17-56</b>	<b>4-19</b>	<b>12-13</b>	<b>13-21-34</b>	<b>19</b>	<b>50</b>	<b>9</b>	<b>14</b>	<b>6</b>	<b>3</b>	<b>200</b>
<b>Pct.</b>	<b>30.4</b>	<b>21.1</b>	<b>92.3</b>	<b>DR: 0</b>							

FG's (1st half: 11-34, 32.4%; 2nd half: 6-22, 27.3%)  
 3FG's (1st half: 2-10, 20.0%; 2nd half: 2-9, 22.2%)  
 FT's (1st half: 9-10, 90.0%; 2nd half: 7-8, 87.5%)

Officials: Gary Maxwell, Raymond Natili, Frank Raposo  
 Attendance: 13,607 • Technical Fouls: None

Score by Periods	1st	2nd	Total
Duke	29	38	67
Davidson	29	21	50

## [1/1] Duke 80, Wake Forest 62 Game 14 • Jan. 5, 2013 • Durham, N.C.

Wake Forest	FG	3FG	FT	REB	PF	TP	A	TO	B	S	Min
Thomas f	0-4	0-0	0-0	2-10-12	4	0	1	6	0	0	25
McKie f	7-11	1-1	7-9	1-10-11	3	22	0	3	1	2	38
Adala-Moto f	2-7	0-1	0-0	2-4-6	3	4	0	3	0	0	13
Miller-McIntyre g	3-11	2-4	0-1	2-2-4	2	8	1	2	0	0	24
Harris g	7-11	0-2	5-7	0-2-2	1	19	4	1	0	1	35
Jones	2-3	0-0	0-0	1-0-1	4	4	0	1	0	1	21
Fischer	1-3	1-2	0-0	0-0-0	2	3	1	1	0	0	20
Washington	0-1	0-0	0-0	1-0-1	1	0	0	0	0	0	6
Roundtree	0-1	0-1	0-1	0-0-0	0	0	0	0	0	0	6
Cavanaugh	1-4	0-0	0-0	0-0-0	5	2	1	2	0	0	12
TEAM				4-2-6							
<b>Totals</b>	<b>23-56</b>	<b>4-11</b>	<b>12-18</b>	<b>13-30-43</b>	<b>25</b>	<b>62</b>	<b>8</b>	<b>19</b>	<b>1</b>	<b>4</b>	<b>200</b>
<b>Pct.</b>	<b>41.1</b>	<b>36.4</b>	<b>66.7</b>	<b>DR: 1,1</b>							

FG's (1st half: 11-26, 42.3%; 2nd half: 12-30, 40.0%)  
 3FG's (1st half: 2-5, 40.0%; 2nd half: 2-6, 33.3%)  
 FT's (1st half: 6-10, 60.0%; 2nd half: 6-8, 75.0%)

Duke	FG	3FG	FT	REB	PF	TP	A	TO	B	S	Min
Ma. Plumlee f	5-8	0-0	3-9	3-9-12	0	13	2	1	1	0	33
Kelly f	6-9	5-7	5-6	3-1-4	5	22	1	1	1	0	18
Cook g	0-11	0-4	0-0	0-3-3	1	0	14	1	0	1	38
Sulaimon g	5-11	2-4	0-0	0-3-3	2	12	0	0	0	2	25
Curry g	8-15	3-7	3-5	0-3-3	2	22	5	2	1	0	29
Thornton	1-3	1-2	0-0	0-1-1	2	3	0	0	0	2	20
Murphy	2-2	0-0	0-0	0-0-0	0	4	0	0	0	0	8
Hairston	1-2	0-0	0-0	1-0-1	1	2	0	1	0	1	18
Jefferson	0-0	0-0	0-0	1-1-2	1	0	0	0	0	0	4
Mar. Plumlee	1-2	0-0	0-2	0-0-0	2	2	0	0	1	0	7
TEAM				2-4-6							
<b>Totals</b>	<b>29-63</b>	<b>11-24</b>	<b>11-22</b>	<b>10-25-35</b>	<b>16</b>	<b>80</b>	<b>22</b>	<b>6</b>	<b>4</b>	<b>6</b>	<b>200</b>
<b>Pct.</b>	<b>36.4</b>	<b>45.8</b>	<b>50.0</b>	<b>DR: 4</b>							

FG's (1st half: 12-33, 36.4%; 2nd half: 17-30, 56.7%)  
 3FG's (1st half: 9-16, 56.3%; 2nd half: 2-8, 25.0%)  
 FT's (1st half: 8-11, 72.7%; 2nd half: 3-11, 27.3%)

Officials: Karl Hess, Brian Dorsey, Gary Maxwell  
 Attendance: 9,314 • Technical Fouls: None

Score by Periods	1st	2nd	Total
Wake Forest	30	32	62
Duke	41	39	80

## [1/1] Duke 68, Clemson 40 Game 15 • Jan. 8, 2013 • Durham, N.C.

Clemson	FG	3FG	FT	REB	PF	TP	A	TO	B	S	Min
Jennings f	2-7	1-3	1-2	1-5-6	1	6	1	0	0	0	32
McDaniels f	3-12	0-2	0-2	2-3-5	4	5	0	5	1	2	27
Booker c	5-13	0-0	2-2	8-7-15	0	12	0	1	2	1	36
Fier g	2-4	0-2	2-2	0-1-1	2	6	0	3	0	2	22
Hall g	1-2	0-0	0-2	0-1-1	3	2	1	3	0	0	31
Fields	0-0	0-0	0-0	0-0-0	0	0	0	1	0	0	1
Roper	1-9	0-3	4-4	0-0-0	0	6	1	0	0	3	23
Harrison	1-6	0-1	0-0	0-0-0	1	2	0	0	0	0	18
Sullivan	0-0	0-0	0-0	0-0-0	0	0	0	0	0	0	4
Smith	0-0	0-0	0-0	0-0-0	1	0	0	0	0	0	1
Nnoko	0-0	0-0	0-0	0-0-0	0	0	0	0	0	0	5
TEAM				1-2-3							
<b>Totals</b>	<b>15-53</b>	<b>1-11</b>	<b>9-14</b>	<b>12-19-31</b>	<b>12</b>	<b>40</b>	<b>3</b>	<b>13</b>	<b>3</b>	<b>8</b>	<b>200</b>
<b>Pct.</b>	<b>28.3</b>	<b>9.1</b>	<b>64.3</b>	<b>DR: 2,1</b>							

FG's (1st half: 3-25, 12.0%; 2nd half: 12-28, 42.9%)  
 3FG's (1st half: 0-6, 0.0%; 2nd half: 1-5, 20.0%)  
 FT's (1st half: 4-4, 100.0%; 2nd half: 5-10, 50.0%)

Duke	FG	3FG	FT	REB	PF	TP	A	TO	B	S	Min
Ma. Plumlee f	3-9	0-0	2-4	2-11-13	1	8	5	6	1	1	36
Kelly f	4-9	2-2	2-2	3-3-6	0	12	0	0	0	1	19
Cook g	12-16	3-5	0-0	1-4-5	2	27	5	1	0	4	35
Sulaimon g	1-5	0-2	0-2	1-6-7	4	2	1	1	0	0	24
Curry g	3-10	2-4	0-0	1-0-1	0	8	1	1	0	0	30
Thornton	1-2	1-2	0-0	0-2-2	2	3	1	3	0	0	23
Murphy	1-1	0-0	0-1	1-0-1	1	2	0	0	0	0	5
Hairston	0-1	0-0	1-2	1-0-1	1	1	0	0	0	0	16
Jefferson	2-3	0-0	1-1	1-2-3	1	5	0	0	0	1	9
Mar. Plumlee	0-0	0-0	0-2	0-0-0	0	0	0	0	0	0	2
Zafirovski	0-0	0-0	0-0	0-0-0	0	0	0	0	0	1	1
TEAM				2-1-3							
<b>Totals</b>	<b>27-56</b>	<b>8-15</b>	<b>6-14</b>	<b>13-29-42</b>	<b>12</b>	<b>68</b>	<b>13</b>	<b>13</b>	<b>1</b>	<b>8</b>	<b>200</b>
<b>Pct.</b>	<b>48.2</b>	<b>53.3</b>	<b>42.9</b>	<b>DR: 4</b>							

FG's (1st half: 9-31, 29.0%; 2nd half: 18-25, 72.0%)  
 3FG's (1st half: 3-9, 33.3%; 2nd half: 5-6, 83.3%)  
 FT's (1st half: 4-9, 44.4%; 2nd half: 2-5, 40.0%)

Officials: Roger Ayers, Bryan Kersey, John Cahill  
 Attendance: 9,314 • Technical Fouls: None

Score by Periods	1st	2nd	Total
Clemson	10	30	40
Duke	25	43	68

## [20/21] N.C. State 84, [1/1] Duke 76 Game 16 • Jan. 12, 2013 • Raleigh, N.C.

Duke	FG	3FG	FT	REB	PF	TP	A	TO	B	S	Min
Ma. Plumlee f	7-10	0-0	1-3	4-7-11	1	15	1	2	2	4	40
Cook g	6-16	1-6	4-4	1-2-3	5	17	7	4	0	0	39
Sulaimon g	0-10	0-3	4-4	0-0-0	2	4	0	0	0	0	27
Curry g	8-16	5-10	1-1	1-4-5	1	22	0	4	0	0	32
Hairston f	4-7	0-0	0-0	3-2-5	1	8	1	2	0	0	25
Thornton	0-1	0-1	0-0	1-2-3	5	0	1	0	0	2	19
Murphy	0-0	0-0	0-0	0-0-0	0	0	0	0	0	0	3
Jefferson	5-7	0-0	0-0	2-2-4	5	10	0	0	2	0	12
Mar. Plumlee	0-0	0-0	0-0	0-0-0	0	0	0	0	0	0	3
TEAM				1-3-4							
<b>Totals</b>	<b>30-67</b>	<b>6-20</b>	<b>10-12</b>	<b>13-22-35</b>	<b>20</b>	<b>76</b>	<b>10</b>	<b>12</b>	<b>4</b>	<b>6</b>	<b>200</b>
<b>Pct.</b>	<b>44.8</b>	<b>30.0</b>	<b>83.3</b>	<b>DR: 1</b>							

FG's (1st half: 16-36, 44.4%; 2nd half: 14-31, 45.2%)  
 3FG's (1st half: 2-8, 25.0%; 2nd half: 4-12, 33.3%)  
 FT's (1st half: 5-7, 71.4%; 2nd half: 5-5, 100.0%)

# 2012-13 Duke Basketball Charts

Overall Record: 16-1 (Home: 10-0; Road: 0-1; Neutral: 6-0)

ACC Record: 3-1 (Home: 3-0; Road: 0-1)

Date	Opponent	Result	Duke High Scorer	Opponent High Scorer	Duke High Rebounder	Opponent High Rebounder	Duke High Assists	Att.
N. 9	[8/-] GEORGIA STATE	W, 74-55	Mason Plumlee (19)	Devonta White (19)	Mason Plumlee (14)	R.J. Hunter (10)	Kelly / Sulaimon (4)	9,314#
N. 13	[9/3] ^ vs. Kentucky	W, 75-68	Seth Curry (23)	Alex Poythress (20)	Rasheed Sulaimon (6)	Noel / Poythress (8)	Rasheed Sulaimon (5)	22,847
N. 18	[9/-] < FLORIDA GULF COAST	W, 88-67	Mason Plumlee (28)	Bernard Thompson (24)	Plumlee / Kelly (9)	three with (6)	Quinn Cook (9)	9,314#
N. 22	[5/-] > vs. Minnesota	W, 89-71	Seth Curry (25)	Rodney Williams (16)	Mason Plumlee (17)	Rodney Williams (7)	Quinn Cook (4)	3,511#
N. 23	[5/-] > vs. VCU	W, 67-58	Mason Plumlee (17)	Graham / Reddic (16)	Mason Plumlee (10)	Juvonte Reddic (13)	Quinn Cook (9)	3,474
N. 24	[5/2] > vs. Louisville	W, 76-71	Mason Plumlee (16)	Peyton Siva (19)	Mason Plumlee (7)	Stephen Van Treese (8)	Quinn Cook (6)	3,511#
N. 28	[2/4] + OHIO STATE	W, 73-68	Mason Plumlee (21)	Deshawn Thomas (16)	Mason Plumlee (17)	Amir Williams (10)	Quinn Cook (8)	9,314#
D. 1	[2/-] DELAWARE	W, 88-50	Plumlee & Kelly (18)	Devon Saddler (23)	Mason Plumlee (11)	Saddler & Baptiste (9)	Tyler Thornton (10)	9,314#
D. 8	[2/-] - vs. Temple	W, 90-67	Seth Curry (23)	Quenton DeCosey (13)	Mason Plumlee (14)	Anthony Lee (9)	Rasheed Sulaimon (7)	12,157
D. 19	[1/-] CORNELL	W, 88-47	Seth Curry (20)	Shonn Miller (14)	Mason Plumlee (9)	Shonn Miller (6)	Quinn Cook (12)	9,314#
D. 20	[1/-] ELON	W, 76-54	Mason Plumlee (21)	Sebastian Koch (14)	Mason Plumlee (15)	Sebastian Koch (9)	Sulaimon / Thornton (4)	9,314#
D. 29	[1/-] SANTA CLARA	W, 90-77	Seth Curry (31)	Kevin Foster (29)	Mason Plumlee (13)	Evan Roquemore (6)	Cook / Plumlee (5)	9,314#
J. 2	[1/] % vs. Davidson	W, 67-50	Ryan Kelly (18)	Jake Cohen (19)	three with (7)	De'Mon Brooks (12)	Seth Curry (3)	13,607
J. 5	[1/-] WAKE FOREST *	W, 80-62	Kelly / Curry (22)	Travis McKie (22)	Mason Plumlee (12)	Devin Thomas (12)	Quinn Cook (14)	9,314#
J. 8	[1/-] CLEMSON *	W, 68-40	Quinn Cook (27)	Devin Booker (12)	Mason Plumlee (13)	Devin Booker (15)	Cook / Plumlee (5)	9,314#
J. 12	[1/20] at N.C. State *	L, 76-84	Seth Curry (22)	C.J. Leslie (25)	Mason Plumlee (11)	Richard Howell (18)	Quinn Cook (7)	19,557#
J. 17	[3/-] GEORGIA TECH *	W, 73-57	Seth Curry (24)	Chris Bolden (20)	Mason Plumlee (13)	Carter, Jr. & Miller (9)	Quinn Cook (5)	9,314#
J. 23	[1/25] at Miami *							
J. 26	[1/-] MARYLAND *							
J. 30	at Wake Forest *							
F. 2	at Florida State *							
F. 7	N.C. STATE *							
F. 10	at Boston College *							
F. 13	NORTH CAROLINA *							
F. 16	at Maryland *							
F. 21	at Virginia Tech *							
F. 24	BOSTON COLLEGE *							
F. 28	at Virginia *							
M. 2	MIAMI *							
M. 5	VIRGINIA TECH *							
M. 9	at North Carolina *							
M. 14-17	& ACC Tournament							

## Home games in BOLDFACE CAPS

\* - indicates Atlantic Coast Conference game

[ ] - denotes Duke/opponent AP ranking at time of game

# - denotes sellout crowd

^ - Champions Classic (Georgia Dome - Atlanta)

> - Battle 4 Atlantis (Imperial Arena - Nassau, Bahamas)

+ - ACC/Big Ten Challenge

-- - CARQUEST Auto Parts Classic (Izod Center - East Rutherford, N.J.)

% - Time Warner Cable Arena - Charlotte, N.C.

& - Greensboro Coliseum - Greensboro, N.C.

2012-13 Duke Men's Basketball Attendance				Duke by the Numbers	
Site	Games	Total	Average		
Home	10	93,140	9,314	Total Games .....	2,822
Away	1	19,557	19,557	Seasons of Men's Basketball .....	108th
Neutral	6	59,107	9,851	ACC Championships .....	19 (last in 2011)
Totals	17	171,804	10,106	NCAA Tournament Appearances .....	36 (last in 2012)
				NIT Appearances .....	5
				20-Win Seasons .....	47
				30-Win Seasons .....	12
				Overtime Games .....	120 (66-54)
				Duke 100-Point Games .....	178 (173-5)



# Duke Team Highs/Lows

		<b>Duke</b>	<b>Opponent</b>
Points 1st Half	High	52 vs. Florida Gulf Coast (11/18/12)	41 by N.C. State (1/12/13)
	Low	23 vs. Ohio State (11/28/12)	10 by Clemson (1/8/13)
Points 2nd Half	High	52 vs. Santa Clara (12/29/12)	43 2x; last by N.C. State (1/12/13)
	Low	36 vs. Florida Gulf Coast (11/18/12)	17 by Cornell (12/19/12)
Total Points	High	90 2x; last vs. Santa Clara (12/29/12)	84 by N.C. State (1/12/13)
	Low	67 2x; last vs Davidson (1/2/13)	40 by Clemson (1/8/13)
FG Made	High	35 vs. Delaware (12/1/12)	30 2x; last by N.C. State (1/12/13)
	Low	20 vs. VCU (11/23/12)	15 by Clemson (1/8/13)
FG Attempted	High	67 3x, last vs. N.C. State (1/12/13)	73 by Temple (12/8/12)
	Low	46 vs. Davidson (1/2/13)	51 2x; last by Kentucky (11/13/12)
FG Percentage	High	.567 vs. Cornell (12/19/12)	.508 by N.C. State (1/12/13)
	Low	.400 vs. Georgia Tech (1/17/13)	.277 by Delaware (12/1/12)
3-Pt. FG Made	High	12 vs. Temple (12/8/12)	11 by Florida Gulf Coast (11/18/12)
	Low	3 vs. VCU (11/23/12)	1 2x; last by Clemson (1/8/13)
3-Pt. FG Att.	High	31 vs. Florida Gulf Coast (11/18/12)	27 by Santa Clara (12/29/12)
	Low	10 vs. Minnesota (11/22/12)	8 2x; last by N.C. State (1/12/13)
3-Pt. FG Pct.	High	.800 vs. Minnesota (11/22/12)	.500 by N.C. State (1/12/13)
	Low	.200 vs. VCU (11/23/12)	.091 2x; last by Clemson (1/8/13)
FT Made	High	24 vs. VCU (11/23/12)	20 by N.C. State (1/12/13)
	Low	6 vs. Clemson (1/8/13)	1 by Temple (12/8/12)
FT Attempted	High	33 vs. Santa Clara (12/29/12)	25 by Minnesota (11/22/12)
	Low	12 vs. N.C. State (1/12/13)	4 by Temple (12/8/12)
FT Percentage	High	.909 vs. Davidson (1/2/13)	.923 by Davidson (1/2/13)
	Low	.429 vs. Clemson (1/8/13)	.250 by Temple (12/8/12)
Off. Rebounds	High	16 vs. Florida Gulf Coast (11/18/12)	18 by Ohio State (11/28/12)
	Low	4 2x; last vs. Cornell (12/19/12)	5 by Elon (12/20/12)
Def. Rebounds	High	37 vs. Delaware (12/1/12)	30 by Wake Forest (1/5/13)
	Low	20 vs. Kentucky (11/13/12)	19 by Clemson (1/8/13)
Total Rebounds	High	47 vs. Delaware (12/1/12)	43 2x; last by Georgia Tech (1/17/13)
	Low	31 2x; last vs. Kentucky (11/13/12)	28 by Santa Clara (12/29/12)
Assists	High	23 2x; last vs. Cornell (12/19/12)	16 by Temple (12/8/12)
Blocked Shots	High	8 2x; last vs. Delaware (12/1/12)	6 3x; last by Davidson (1/2/13)
Steals	High	12 vs. Minnesota (11/22/12)	8 2x; last by Clemson (1/8/13)
Turnovers	High	19 vs. Florida Gulf Coast (11/18/12)	26 by Cornell (12/19/12)
	Low	6 2x; last vs. Wake Forest (1/5/13)	7 by Ohio State (11/28/12)
Personal Fouls	High	21 vs. Minnesota (11/22/12)	26 by Santa Clara (12/29/12)
	Low	11 vs. Cornell (12/19/12)	12 by Clemson (1/8/13)

# Duke/Opponent Game-by-Game

Duke Team	Score	FG-FGA	Pct.	3P-3PA	Pct.	FT-FTA	Pct.	OR-DR	Rebs.	PF-DQ	A	TO	BL	ST	Bench	Paint	Off TO
<b>November</b>																	
[8] Duke	74	24-47	.511	11-24	.458	15-23	.652	6-25	31	19-0	17	15	6	4	13	20	16
Georgia State	55	19-51	.373	5-14	.357	12-17	.706	10-23	33	21-0	4	16	0	7	17	24	10
[9] Duke	75	26-57	.456	8-18	.444	15-22	.682	11-20	31	17-2	16	8	6	6	12	32	18
[3] Kentucky	68	25-51	.490	4-10	.400	14-21	.667	9-21	30	20-0	13	13	4	4	4	38	12
[9] Duke	88	30-63	.476	9-31	.290	19-23	.826	16-21	37	14-0	19	18	4	9	9	36	36
Florida Gulf Coast	67	23-57	.404	11-25	.440	10-11	.909	13-20	33	24-2	11	25	3	8	20	20	24
[5] Duke	89	30-55	.545	8-10	.800	21-26	.808	10-22	32	21-0	12	15	4	12	2	32	15
Minnesota	71	24-60	.400	4-16	.250	19-25	.760	16-19	35	19-0	15	15	6	7	28	30	12
[5] Duke	67	20-48	.417	3-15	.200	24-27	.889	4-30	34	18-0	14	8	8	4	3	26	14
VCU	58	21-63	.333	4-18	.222	12-19	.632	17-24	41	21-0	4	10	1	5	9	30	6
[5] Duke	76	24-55	.436	5-20	.250	23-27	.852	8-25	33	20-1	13	14	6	8	3	26	16
[2] Louisville	71	30-66	.455	2-8	.250	9-14	.643	14-24	38	17-0	6	15	1	6	22	46	14
[2] Duke	73	24-51	.471	5-12	.417	20-27	.741	8-29	37	19-1	11	8	5	3	4	26	11
[4] Ohio State	68	23-68	.338	6-21	.286	16-22	.727	18-22	40	23-1	6	7	2	4	18	28	11
<b>Duke</b>	<b>77.4</b>	<b>178-376</b>	<b>.473</b>	<b>49-130</b>	<b>.377</b>	<b>137-175</b>	<b>.783</b>	<b>63-172</b>	<b>33.6</b>	<b>128-4</b>	<b>102</b>	<b>86</b>	<b>39</b>	<b>46</b>	<b>46</b>	<b>198</b>	<b>126</b>
<b>Opponent</b>	<b>65.4</b>	<b>165-416</b>	<b>.397</b>	<b>36-112</b>	<b>.321</b>	<b>92-129</b>	<b>.713</b>	<b>97-153</b>	<b>35.7</b>	<b>145-3</b>	<b>59</b>	<b>101</b>	<b>17</b>	<b>41</b>	<b>118</b>	<b>186</b>	<b>83</b>
<b>December</b>																	
[2] Duke	88	35-67	.522	7-20	.350	11-21	.524	10-37	47	19-1	23	11	8	9	27	40	17
Delaware	50	18-65	.277	2-14	.143	12-20	.600	14-26	40	17-0	3	15	1	5	8	24	12
[2] Duke	90	28-59	.475	12-20	.600	22-29	.759	11-27	38	15-0	19	6	2	6	15	28	15
Temple	67	29-73	.397	8-21	.381	1-4	.250	16-23	39	21-0	16	10	4	3	36	36	6
[1] Duke	88	34-60	.567	7-21	.333	13-17	.765	4-26	30	11-0	23	10	7	11	21	42	35
Cornell	47	20-55	.364	1-11	.091	6-8	.750	11-24	35	15-0	8	26	1	5	12	30	16
[1] Duke	76	29-67	.433	11-19	.579	7-16	.438	15-28	43	13-0	16	12	2	10	10	28	19
Elon	54	20-52	.385	7-18	.389	7-8	.875	5-27	32	15-0	10	17	1	3	4	20	11
[1] Duke	90	31-63	.492	7-14	.500	21-33	.636	14-26	40	17-1	15	11	2	6	6	40	23
Santa Clara	77	28-61	.459	9-27	.333	12-15	.800	7-21	28	26-1	9	14	6	7	9	32	10
<b>Duke</b>	<b>86.4</b>	<b>157-316</b>	<b>.497</b>	<b>44-94</b>	<b>.468</b>	<b>74-116</b>	<b>.638</b>	<b>54-144</b>	<b>39.6</b>	<b>75-2</b>	<b>96</b>	<b>50</b>	<b>21</b>	<b>42</b>	<b>79</b>	<b>186</b>	<b>109</b>
<b>Opponent</b>	<b>59.0</b>	<b>115-306</b>	<b>.376</b>	<b>27-91</b>	<b>.297</b>	<b>38-55</b>	<b>.691</b>	<b>53-121</b>	<b>34.8</b>	<b>94-1</b>	<b>46</b>	<b>82</b>	<b>13</b>	<b>23</b>	<b>69</b>	<b>142</b>	<b>55</b>
<b>January</b>																	
[1] Duke	67	21-46	.457	5-11	.454	20-22	.909	6-27	33	17-0	8	12	5	5	10	24	9
Davidson	50	17-56	.304	4-19	.211	12-13	.923	13-21	34	19-0	9	14	6	3	14	22	9
[1] Duke	80	29-63	.460	11-24	.458	11-22	.500	10-25	35	16-1	22	6	4	6	11	28	19
Wake Forest	62	23-56	.411	4-11	.364	12-18	.667	13-30	43	25-1	8	19	1	4	9	26	8
[1] Duke	68	27-56	.482	8-15	.533	6-14	.429	13-29	42	12-0	13	13	1	8	11	34	19
Clemson	40	15-53	.283	1-11	.091	9-14	.643	12-19	31	12-0	3	13	3	8	8	26	7
[1] Duke	76	30-67	.448	6-20	.300	10-12	.833	13-22	35	20-3	10	12	4	6	10	42	15
[20] N.C. State	84	30-59	.508	4-8	.500	20-23	.870	9-25	34	13-0	13	11	4	4	10	42	7
[3] Duke	73	26-65	.400	10-21	.476	11-16	.688	15-25	40	18-0	12	13	5	10	23	32	28
Georgia Tech	57	22-58	.379	4-16	.250	9-18	.500	15-28	43	19-1	7	21	5	4	4	24	5
<b>Duke</b>	<b>72.8</b>	<b>133-297</b>	<b>.448</b>	<b>40-91</b>	<b>.440</b>	<b>58-86</b>	<b>.674</b>	<b>57-128</b>	<b>37.0</b>	<b>83-4</b>	<b>65</b>	<b>56</b>	<b>19</b>	<b>35</b>	<b>65</b>	<b>160</b>	<b>90</b>
<b>Opponent</b>	<b>58.6</b>	<b>107-282</b>	<b>.379</b>	<b>17-65</b>	<b>.262</b>	<b>62-86</b>	<b>.721</b>	<b>62-123</b>	<b>37.0</b>	<b>88-2</b>	<b>40</b>	<b>78</b>	<b>19</b>	<b>23</b>	<b>45</b>	<b>140</b>	<b>36</b>
<b>Season Totals</b>																	
<b>Duke</b>	<b>78.7</b>	<b>468-989</b>	<b>.473</b>	<b>133-315</b>	<b>.422</b>	<b>269-377</b>	<b>.714</b>	<b>174-444</b>	<b>36.4</b>	<b>286-10</b>	<b>263</b>	<b>192</b>	<b>79</b>	<b>123</b>	<b>190</b>	<b>536</b>	<b>325</b>
<b>Opponent</b>	<b>61.5</b>	<b>387-1004</b>	<b>.385</b>	<b>80-268</b>	<b>.299</b>	<b>192-270</b>	<b>.711</b>	<b>212-397</b>	<b>35.8</b>	<b>327-6</b>	<b>145</b>	<b>261</b>	<b>49</b>	<b>87</b>	<b>232</b>	<b>468</b>	<b>174</b>

# Individual Game-by-Game

Points/Rebounds/Assists

		C O O K	C U R R Y	H A I R S T O N	J E F F E R S O N	K E L L Y	M U R P H Y	M A R P L U M L E E	M A S P L U M L E E	S U L A I M O N	T H O R N T O N	Z A F I R O V S K I
N. 9	[8/-] GEORGIA STATE	8-2-2	<u>15-0-1</u>	0-1-0	5-2-1	<u>8-3-4</u>	DNP	DNP	<u>19-14-2</u>	<u>6-4-4</u>	<u>13-4-3</u>	DNP
N. 13	[9/3] ^ vs. Kentucky	7-3-3	<u>23-3-1</u>	5-5-0	0-1-1	<u>10-3-1</u>	0-0-0	DNP	<u>18-3-3</u>	<u>10-6-5</u>	<u>2-3-2</u>	DNP
N. 18	[9/-] < FLORIDA GULF COAST	<u>8-4-9</u>	<u>10-1-0</u>	2-2-0	4-2-0	<u>14-9-3</u>	0-2-0	DNP	<u>28-9-1</u>	<u>19-3-2</u>	3-1-4	DNP
N. 22	[5/-] > vs. Minnesota	<u>17-3-4</u>	<u>25-1-3</u>	0-0-0	2-1-0	<u>14-6-0</u>	0-1-0	DNP	<u>20-17-3</u>	<u>11-2-1</u>	0-0-1	DNP
N. 23	[5/-] > vs. VCU	<u>9-3-9</u>	<u>15-6-0</u>	0-1-1	0-0-0	<u>11-4-2</u>	DNP	DNP	<u>17-10-1</u>	<u>12-7-0</u>	3-0-1	DNP
N. 24	[5/2] > vs. Louisville	<u>15-4-6</u>	<u>14-3-0</u>	0-2-0	0-1-0	<u>14-6-4</u>	0-1-0	DNP	<u>16-7-0</u>	<u>14-4-0</u>	3-3-3	DNP
N. 28	[2/4] + OHIO STATE	<u>12-6-8</u>	<u>4-1-0</u>	4-2-0	0-0-0	<u>15-3-0</u>	0-0-0	DNP	<u>21-17-2</u>	<u>17-4-0</u>	0-2-1	DNP
D. 1	[2/-] DELAWARE	<u>8-2-6</u>	DNP	3-6-1	12-6-0	<u>18-3-0</u>	10-7-0	DNP	<u>18-11-0</u>	<u>14-4-6</u>	<u>3-6-10</u>	2-1-0
D. 8	[2/-] - vs. Temple	<u>14-4-4</u>	<u>23-0-3</u>	0-1-0	7-2-1	<u>14-10-1</u>	5-0-0	DNP	<u>16-14-1</u>	<u>8-2-7</u>	3-3-2	DNP
D. 19	[1/-] CORNELL	<u>6-4-12</u>	<u>20-0-1</u>	3-2-1	8-3-0	<u>7-1-1</u>	7-3-0	0-1-0	<u>18-9-1</u>	<u>16-0-2</u>	0-4-5	3-1-0
D. 20	[1/-] ELON	<u>10-8-4</u>	<u>8-2-1</u>	2-4-0	0-3-0	<u>14-5-3</u>	0-1-0	DNP	<u>21-15-1</u>	<u>13-2-4</u>	8-2-4	0-0-0
D. 29	[1/-] SANTA CLARA	<u>15-5-5</u>	<u>31-3-0</u>	3-1-0	DNP	<u>10-11-2</u>	0-0-0	0-1-0	<u>22-13-5</u>	<u>6-1-2</u>	3-1-1	DNP
J. 2	[1/-] % vs. Davidson	<u>15-3-2</u>	<u>6-1-3</u>	0-2-0	0-1-0	<u>18-7-0</u>	0-0-0	DNP	<u>10-7-2</u>	<u>8-7-0</u>	10-2-1	DNP
J. 5	[1/-] WAKE FOREST *	<u>0-3-14</u>	<u>22-3-5</u>	2-1-0	0-2-0	<u>22-4-1</u>	4-0-0	2-0-0	<u>13-12-2</u>	<u>12-3-0</u>	3-1-0	DNP
J. 8	[1/-] CLEMSON *	<u>27-5-5</u>	<u>8-1-1</u>	1-1-0	5-3-0	<u>12-6-0</u>	2-1-0	0-0-0	<u>8-13-5</u>	<u>2-7-1</u>	3-2-1	0-0-0
J. 12	[1/20] at N.C. State *	<u>17-3-7</u>	<u>22-5-0</u>	<u>8-5-1</u>	10-4-0	DNP	0-0-0	0-0-0	<u>15-11-1</u>	<u>4-0-0</u>	0-3-1	DNP
J. 17	[3/-] GEORGIA TECH *	<u>7-3-5</u>	<u>24-2-1</u>	<u>0-1-1</u>	6-10-0	DNP	2-1-0	0-0-0	<u>16-13-2</u>	15-5-1	<u>3-3-2</u>	DNP
J. 23	[1/25] at Miami *											
J. 26	[1/-] MARYLAND *											
J. 30	at Wake Forest *											
F. 2	at Florida State *											
F. 7	N.C. STATE *											
F. 10	at Boston College *											
F. 13	NORTH CAROLINA *											
F. 16	at Maryland *											
F. 21	at Virginia Tech *											
F. 24	BOSTON COLLEGE *											
F. 28	at Virginia *											
M. 2	MIAMI *											
M. 5	VIRGINIA TECH *											
M. 9	at North Carolina *											
M. 14-17	& ACC Tournament											

Home games in **BOLDFACE CAPS**

\* - indicates Atlantic Coast Conference game

[ ] - denotes Duke/opponent AP ranking at time of game

# - denotes sellout crowd

^ - Champions Classic (Georgia Dome - Atlanta)

> - Battle 4 Atlantis (Imperial Arena - Nassau, Bahamas)

+ - ACC/Big Ten Challenge

-- CARQUEST Auto Parts Classic (Izod Center - East Rutherford, N.J.)

% - Time Warner Cable Arena - Charlotte, N.C.

& - Greensboro Coliseum - Greensboro, N.C.

\_\_ Denotes starters

## Duke Extra Numbers / Streaks

Duke all-time record .....	1,987-835
Duke all-time ACC record (regular season only) .....	561-287
Duke's all-time overtime record .....	66-54
Consecutive games with at least one three-point FG .....	818*
Consecutive games with at least five three-point FG .....	11
Consecutive games holding opponents under .500 shooting .....	1
Consecutive games holding opponents under 100 points .....	139
Consecutive games scoring at least 70 points .....	2

\* - Duke record

# Duke Player Season/Career Highs

2012-13

Career

## 2 - Quinn Cook

Pts 27 vs. Clemson (1/8/13) ..... Same  
 Rebs 8 vs. Elon (12/20/12) ..... Same  
 Asts 14 vs. Wake Forest (1/5/13) ..... Same  
 Blks 1 3x; last vs. Georgia Tech (1/17/13) ..... 1, 5x; last vs. Georgia Tech (1/17/13)  
 Stls 5 vs. Minnesota (11/22/12) ..... Same  
 Mins 40 vs. Ohio State (11/28/12) ..... Same

## 3-Tyler Thornton

Pts 13 vs. Georgia State (11/9/12) ..... 13, 2x; last vs. Georgia State (11/9/12)  
 Rebs 6 vs. Delaware (12/1/12) ..... 7 vs. Lehigh (3/16/12)  
 Asts 10 vs. Delaware (12/1/12) ..... Same  
 Blks 1 vs. Ohio State (11/28/12) ..... 1 2x; last vs. Ohio State (11/28/12)  
 Stls 3 2x; last vs. Delaware (12/1/12) ..... 4 vs. Maryland (1/9/11)  
 Mins 33 vs. Delaware (12/1/12) ..... 38 vs. Virginia Tech (2/25/12)

## 5-Mason Plumlee

Pts 28 vs. FGCU (11/18/12) ..... Same  
 Rebs 17 2x; last vs. Ohio State (11/28/12) ..... 17 3x; last vs. Ohio State (11/28/12)  
 Asts 5 2x; last vs. Clemson (1/8/13) ..... 6 vs. Belmont (11/11/11)  
 Blks 4 vs. Georgia State (11/9/12) ..... 6 vs. N.C. State (1/19/11)  
 Stls 4 vs. N.C. State (1/12/13) ..... 5 vs. Michigan State (12/1/10)  
 Mins 40 vs. N.C. State (1/12/13) ..... Same

## 12 - Alex Murphy

Pts 10 vs. Delaware (12/1/12) ..... Same  
 Rebs 7 vs. Delaware (12/1/12) ..... Same  
 Asts .....  
 Blks 1 2x; last vs. Delaware (12/1/12) ..... Same  
 Stls 1 2x; last vs. Cornell (12/19/12) ..... Same  
 Mins 21 vs. Delaware (12/1/12) ..... Same

## 14 - Rasheed Sulaimon

Pts 19 vs. FGCU (11/18/12) ..... Same  
 Rebs 7 3x; last vs. Clemson (1/8/13) ..... Same  
 Asts 7 vs. Temple (12/8/12) ..... Same  
 Blks 1 vs. Louisville (11/24/12) ..... Same  
 Stls 3 2x; vs. Cornell (12/19/12) ..... Same  
 Mins 34 2x; last vs. Louisville (11/24/12) ..... Same

## 15-Josh Hairston

Pts 8 vs. N.C. State (1/12/13) ..... 13 vs. Western Michigan (12/30/11)  
 Rebs 6 vs. Delaware (12/1/12) ..... 6 2x; last vs. Delaware (12/1/12)  
 Asts 1 5x; last vs. Georgia Tech (1/17/13) ..... 2 vs. St. John's (1/30/11)  
 Blks 1 vs. Delaware (12/1/12) ..... 1, 6x; last vs. Delaware (12/1/12)  
 Stls 1 3x; last vs. Georgia Tech (1/17/13) ..... 2 vs. Saint Louis (12/11/10)  
 Mins 25 vs. N.C. State (1/12/13) ..... 21 vs. Florida State (3/10/12)

2012-13

Career

## 21-Amile Jefferson

Pts 12 vs. Delaware (12/1/12) ..... Same  
 Rebs 10 vs. Georgia Tech (1/17/13) ..... Same  
 Asts 1 3x; last vs. Temple (12/8/12) ..... Same  
 Blks 2 2x; last vs. N.C. State (1/12/13) ..... Same  
 Stls 2 2x; last vs. Georgia Tech (1/17/13) ..... Same  
 Mins 28 vs. Georgia Tech (1/17/13) ..... Same

## 30-Seth Curry

Pts 31 vs. Santa Clara (12/29/12) ..... Same  
 Rebs 6 vs. VCU (11/23/12) ..... 7 vs. Michigan State (11/15/11)  
 Asts 5 vs. Wake Forest (1/5/13) ..... 8 vs. Colorado State (12/7/11)  
 Blks 1 4x; last vs. Wake Forest (1/5/13) ..... 2 vs. St. John's (1/28/12)  
 Stls 2 vs. Cornell (1/19/12) ..... 5, 2x, last vs. Miami (2/13/11)  
 Mins 36 vs. Santa Clara (12/29/12) ..... 40 vs. Virginia Tech (2/25/12)

## 34-Ryan Kelly

Pts 22 vs. Wake Forest (1/5/13) ..... 23 vs. Wake Forest (2/28/12)  
 Rebs 11 vs. Santa Clara (12/29/12) ..... 12 vs. Penn (1/1/12)  
 Asts 4 2x; last vs. Louisville (11/24/12) ..... 6 vs. Elon (12/20/10)  
 Blks 5 vs. VCU (11/23/12) ..... Same  
 Stls 3 vs. Kentucky (11/13/12) ..... 3, 6x, last vs. Kentucky (11/13/12)  
 Mins 38 vs. VCU (11/23/12) ..... Same

## 40 - Marshall Plumlee

Pts 2 vs. Wake Forest (1/5/13) ..... Same  
 Rebs 1 2x; last vs. Santa Clara (12/29/12) ..... Same  
 Asts .....  
 Blks 1 2x; last vs. Wake Forest (1/5/13) ..... Same  
 Stls .....  
 Mins 7 vs. Wake Forest (1/5/13) ..... Same

## 52-Todd Zafirovski

Pts 3 vs. Cornell (12/19/12) ..... Same  
 Rebs 1 2x; last vs. Cornell (12/19/12) ..... 1, 4x; last vs. Cornell (12/19/12)  
 Asts ..... 1 vs. Boston College (2/19/12)  
 Blks 1 vs. Delaware (12/1/12) ..... 1 2x; last vs. Delaware (2/1/12)  
 Stls 1 vs. Clemson (1/8/13) ..... Same  
 Mins 6 vs. Delaware (12/1/12) ..... Same



# Individual High Games

## Duke

	School Record	2012-13
Points	58 by Danny Ferry vs. Miami (12/10/1988)	31 by Seth Curry vs. Santa Clara (12/29/12)
FG Made	23 by Danny Ferry vs. Miami (12/10/1998)	12 2x; last by Quinn Cook vs. Clemson (1/8/13)
FG Attempted	37 by Dick Groat vs. North Carolina (2/29/1952)	20 by Mason Plumlee vs. Georgia Tech (1/17/13)
3-Pt. FG Made	9, 2x, last by J.J. Redick vs. Texas (12/10/2005)	6 by Seth Curry vs. Georgia Tech (1/17/13)
3-Pt. FG Attempted	18 by Bobby Hurley vs. California (3/20/1993)	10 by Seth Curry vs. N.C. State (1/12/13)
FT Made	20 by Bucky Allen vs. N.C. State (1/5/1957)	10 2x; last by Mason Plumlee vs. Santa Clara (12/29/12)
FT Attempted	24, 2x, last by Art Heyman vs. Navy (2/18/1961)	15 by Mason Plumlee vs. Santa Clara (12/29/12)
Rebounds	31 by Bernie Janicki vs. North Carolina (2/29/1952)	17 2x; last by Mason Plumlee vs. Ohio State (11/28/12)
Assists	16 by Bobby Hurley vs. Florida State (2/24/1993)	14 by Quinn Cook vs. Wake Forest (1/5/13)
Blocked Shots	10, 2x, last by Shelden Williams vs. Maryland (1/11/2006)	5 by Ryan Kelly vs. VCU (11/23/12)
Steals	11 by Kenny Dennard vs. Maryland (2/3/1979)	5 by Quinn Cook vs. Minnesota (11/22/12)
Minutes	55 by Howard Hurt vs. Dayton (12/30/1959)	40 2x; last by Mason Plumlee vs. N.C. State (1/12/13)

## Opponent

	Opponent Record	2012-13
Points	47 by Ernie Beck, Pennsylvania (12/30/1952)	29 by Kevin Foster, Santa Clara (11/29/12)
FG Made	20 by Don Hennon, Pittsburgh (12/21/1957)	12 by Kevin Foster, Santa Clara (11/29/12)
FG Attempted	44 by Buzz Wilkinson, Virginia (3/4/1954)	18 by Kevin Foster, Santa Clara (11/29/12)
3-Pt. FG Made	8, 2x, last by Jimmy Barron, Rhode Island (11/16/2008)	6 by Bernard Thompson, Florida Gulf Coast (11/18/12)
3-Pt. FG Attempted	15 by Mark Karcher, Temple (3/21/1999)	11 by Kevin Foster, Santa Clara (11/29/12)
FT Made	22 by Bob Zeitz, N.C. State (12/29/1956)	7 2x; last by C.J. Leslie, N.C. State (1/12/13)
FT Attempted	26 by Dickie Hemric, Wake Forest (2/19/1955)	9 2x; last by Travis McKie (1/5/13)
Rebounds	26 by Clyde Lee, Vanderbilt (12/11/1963)	18 by Richard Howell, N.C. State (1/12/13)
Assists	19, 3x, last by Craig Neal, Georgia Tech (2/28/1988)	13 by Lorenzo Brown, N.C. State (1/12/13)
Turnovers	n/a	6 3x; last by Devin Thomas, Wake Forest (1/5/13)
Blocked Shots	10 by Wayne Rollins, Clemson (2/3/1977)	3 2x; last by Rahlir Hollis-Jefferson (12/8/12)
Steals	8 by Kenny Anderson, Georgia Tech (1/30/1991)	6 by Peyton Siva, Louisville (11/24/12)
Minutes	55 by Larry Miller, North Carolina (3/2/1968)	39 by Lenzelle Smith Jr., Ohio State (11/28/12)

## Duke Under Mike Krzyzewski

Under Krzyzewski	Overall	in 2012-13	Under Krzyzewski	Overall	in 2012-13
Overall .....	870-233	16-1	Outrebounds opponent .....	553-61	6-1
At Home .....	436-58	10-0	Plays an overtime game .....	30-21	n/a
On the Road .....	211-113	0-1	Plays a double-overtime game .....	0-4	n/a
Neutral Site .....	223-62	6-0	Plays a triple-overtime games .....	1-0	n/a
vs. ACC Teams (all games) .....	392-161	3-1	Plays a ranked opponent .....	187-125	3-1
ACC Games (regular season) .....	338-141	3-1	Plays in November .....	121-11	7-0
Home .....	191-50	3-0	Plays in December .....	176-26	5-0
Road .....	147-91	0-1	Plays in January .....	223-63	4-1
Neutral .....	0-0	n/a	Plays in February .....	194-68	n/a
Non-Conference Teams .....	478-72	13-0	Plays in March .....	148-61	n/a
Home .....	246-8	7-0	Plays in April .....	7-5	n/a
Road .....	64-20	n/a	Final margin is 10 pts. or less .....	295-162	4-1
Neutral .....	167-44	6-0	Scores 59 points or less .....	19-22	n/a
Duke Shoots 60% or better .....	73-4	n/a	Scores 60+ points .....	844-209	16-1
Duke Shoots 50% or better .....	453-30	4-0	Scores 70+ points .....	759-144	13-1
Duke Shoots Less than 50% .....	415-203	10-1	Scores 80+ points .....	520-46	7-0
Holds Opp. to Less than 50% .....	747-93	16-0	Scores 90+ points .....	267-8	2-0
Holds Opp. to Less than 40% .....	351-10	10-0	Scores 100+ points .....	107-2	n/a
Holds Opp. to Less than 30% .....	45-0	2-0			

# The Last Time It Happened ...

## Team

### 100 Points by a Team

By Duke..... 110 vs. Western Michigan (12/30/11)  
By Opponent ..... 101 by North Carolina (2/11/09)

### 40-Point Win

By Duke..... 88-47 vs. Cornell (12/19/12)  
By Opponent ..... 109-66 by Virginia (3/11/83)

### 30-Point Win

By Duke..... 88-50 vs. Delaware (12/1/12)  
By Opponent ..... 103-73 by UNLV (4/2/90)

### Overtime Game

Duke Win..... 70-65 vs. Virginia Tech (2/25/12)  
Duke Loss ..... 78-74 vs. Miami (2/5/12)

### Double Overtime Game

Duke Win..... 66-63 vs. Virginia Tech (12/1/69)  
Duke Loss ..... 94-80 at [15] Wake Forest (2/13/03)

### Triple Overtime Game

Duke Win..... 73-72 vs. Clemson (2/24/82)  
Duke Loss ..... 70-68 at Virginia (2/25/58)

### Won The Game In The Final Seconds

By Duke..... Austin Rivers 3-pointer at 0.0 seconds  
Duke Defeated North Carolina, 85-84 (2/8/12)  
By Opponent ..Michael Snaer 3-pointer at 0.0 seconds  
Florida State Defeated Duke, 76-73 (1/21/12)

### Five Players in Double-Digit Scoring

By Duke ..... vs. Delaware (12/1/12)  
By Opponent ..... by N.C. State (1/12/13)

### Made 40-49 Field Goals

By Duke..... 43 vs. Gardner-Webb (12/15/09)  
By Opponent ..... 42 by Florida State (2/4/06)

### Made 50+ Field Goals

By Duke..... 50 vs. Mercer (12/21/97)  
By Opponent ..... N/A

### Made Fewer Than 20 Field Goals

By Duke..... 19 vs. Florida State (3/10/12)  
By Opponent ..... 15 by Clemson (1/8/13)

### Had 70-79 Field Goal Attempts

By Duke..... 72 vs. Colgate (11/19/10)  
By Opponent ..... 73 by Temple (12/8/12)

### Had 80-89 Field Goal Attempts

By Duke..... 84 vs. Portland (11/25/01)  
By Opponent ..... 85 by Florida State (2/4/06)

### Had 90-99 Field Goal Attempts

By Duke..... 90 vs. Wake Forest (12/18/70)  
By Opponent ..... 91 by William & Mary (12/3/73)

### Had 100+ Field Goal Attempts

By Duke..... 102 vs. N.C. State (3/5/55)  
By Opponent ..... 100 by N.C. State (2/20/74)

### Had Fewer Than 30 Field Goal Attempts

By Duke..... 23 vs. North Carolina (2/24/79)  
By Opponent ..... 29 by North Carolina (3/8/02)

### Shot Over 60 Percent From The Field

By Duke..... .614 (35-of-57) vs. Presbyterian (11/12/11)  
By Opponent ... .717 (33-of-46) by Georgetown (1/30/10)

### Shot Over 70 Percent From The Field

By Duke .712 (37-of-52) vs. William & Mary (11/26/85)  
By Opponent .717 (33-of-46) by Georgetown (1/30/10)

### Shot Less Than 30 Percent From The Field

By Duke..... .290 (18-of-62) vs. Virginia Tech (2/21/10)  
By Opponent ..... .283 (15-of-53) by Clemson (1/8/13)

### Made 10+ Three-Point Field Goals

By Duke..... 10 vs. Georgia Tech (1/17/13)  
By Opponent ..... 11 by Florida Gulf Coast (11/18/12)

### Made 15+ Three-Point Field Goals

By Duke..... 15 vs. Bradley (12/8/10)  
By Opponent ..... 16 by Wake Forest (3/10/95)

### Made 0 Three-Point Field Goals

By Duke..... 0-4 vs. Hawai'i (12/30/89)  
By Opponent ..... 0-8 by Tennessee (11/21/11)

### Had 30+ Three-Point Field Goal Attempts

By Duke..... 31 vs. Florida Gulf Coast (11/18/12)  
By Opponent ..... N/A

### Shot Over 60 Percent From The 3-Point Line

By Duke..... .600 (12-of-20) vs. Temple (12/8/12)  
By Opponent ..... .600 (9-of-15) by Arizona (3/24/11)

### Shot Over 70 Percent From The 3-Point Line

By Duke..... .800 (8-of-10) vs. Minnesota (11/22/12)  
By Opponent ... .714 (10-of-14) by Rhode Island (11/16/08)

### Shot Over 80 Percent From The 3-Point Line

By Duke..... .800 (8-of-10) vs. Minnesota (11/22/12)  
By Opponent ... .800 (12-of-15) by N. Carolina (3/5/83)

### Shot Less Than 20 Percent From 3-Point Line

By Duke..... .192 (5-of-26) vs. Virginia Tech (3/9/12)  
By Opponent ..... .091 (1-of-11) by Clemson (1/8/13)

### Made 30-39 Free Throws

By Duke..... 32 vs. St. John's (1/28/11)  
By Opponent ..... 32 by Florida State (3/1/06)

### Made 40+ Free Throws

By Duke..... 40 vs. Southern Illinois (11/20/08)  
By Opponent ..... 42 by Wake Forest (12/20/68)

### Made 5 Or Fewer Free Throws

By Duke..... 5 vs. Virginia (2/16/11)  
By Opponent ..... 1 by Temple (12/8/12)

### Had 40-49 Free Throw Attempts

By Duke..... 42 vs. St. John's (1/28/12)  
By Opponent ..... 40 by Florida State (3/1/06)

### Had 50+ Free Throw Attempts

By Duke..... 54 vs. Fairfield (11/14/98)  
By Opponent ..... 51 by Arizona (2/24/91)

### Shot Over 90 Percent From The Foul Line

By Duke..... .900 (20-of-22) vs. Davidson (1/2/13)  
By Opponent ..... .923 (12-of-13) by Davidson (1/2/13)

### Shot 100 Percent From The Foul Line

By Duke..... 24-24 vs. Davidson (2/11/78)  
By Opponent ..... 9-9 by Penn (1/1/12)

### Had 50-59 Rebounds

By Duke..... 50 vs. Western Michigan (12/30/11)  
By Opponent ..... 53 by North Carolina (3/8/08)

### Had 60+ Rebounds

By Duke..... 61 vs. William & Mary (12/2/72)  
By Opponent ..... 65 by Clemson (2/15/75)

### Five Players Fouled Out

By Duke..... vs. Wake Forest (2/17/08)  
By Opponent ..... by Maryland (2/10/90)

### Had 20-29 Assists

By Duke..... 22 vs. Wake Forest (1/5/13)  
By Opponent ..... 21 by St. John's (1/30/11)

### Had 30+ Assists

By Duke..... 30 vs. South Carolina St. (11/21/98)  
By Opponent ..... 30 by Maryland (2/10/90)

### Had 10+ Blocked Shots

By Duke..... 12 vs. Western Michigan (12/30/11)  
By Opponent ..... 12 by North Carolina (2/10/10)

### Had 15+ Steals

By Duke..... 16 vs. Loyola [Md] (12/31/08)  
By Opponent ..... 15 by Oregon (11/27/10)

### Had 20+ Turnovers

By Duke..... 21 vs. Michigan State (11/15/11)  
By Opponent ..... 21 by Georgia Tech (1/17/13)

### Had 30+ Turnovers

By Duke..... 33 by Maryland (2/9/91)  
By Opponent ..... 31 vs. Eastern Kentucky (11/25/07)

### Committed 10 Or Fewer Turnovers

By Duke..... 6 vs. Wake Forest (1/5/13)  
By Opponent ..... 10 by Temple (12/8/12)

# The Last Time It Happened ...

## Duke Was Ranked

No. 1..... Jan. 21, 2013  
Top 5 (2-5)..... Jan. 14, 2013  
Top 10 (6-10)..... Nov. 12, 2012  
Top 25 (11-25)..... Nov. 19, 2008

## Duke Played a Ranked Opponent

No. 1.....vs. North Carolina on March 8, 2008  
Top 5.....vs. No. 4 Ohio State on Nov. 28, 2012  
Top 10.....vs. No. 6 North Carolina on March 3, 2012  
Top 25.....vs. No. 20 N.C. State on Jan. 12, 2013

## Duke Defeated a Ranked Opponent

No. 1.....vs. Arizona (95-87) on Nov. 26, 1997  
Top 5....vs. No. 4 Ohio State (73-68) on Nov. 28, 2012  
Top 10.....vs. No. 6 UNC (75-58) on March 13, 2011  
Top 25.....at No. 15 Florida St. (74-66) on Feb. 23, 2012

## Duke Lost To a Ranked Opponent

No. 1.....vs. North Carolina (76-68) on Mar. 8, 2008  
Top 5.....vs. No. 2 Ohio State (85-63) on Nov. 29, 2011  
Top 10.....vs. No. 6 North Carolina (88-70) on Mar. 3, 2012  
Top 25....vs. No. 20 N.C. State (84-76) on Jan. 12, 2013

## Duke Faced No. 1

Home...vs. North Carolina (L, 76-68) on March 8, 2008  
Road....vs. North Carolina (L, 83-69) on March 7, 1993  
Neutral.....vs. Arizona (W, 95-87) on Nov. 26, 1997

## Individual

### 30-39 Points by a Player

By Duke.....31, Seth Curry vs. Santa Clara (12/28/12)  
By Opp. ....30, Moe Harkless, St. John's (1/28/12)

### 40+ Points by a Player

By Duke.....40, J.J. Redick vs. Virginia (1/28/06)  
By Opp. ....40, Bootsie Thornton, St. John's (1/24/99)

### Two Players Scored 20 or More Points

By Duke..... Seth Curry (22) & Ryan Kelly (22)  
.....vs. Wake Forest (1/5/13)  
By Opp. .... Harrison Barnes (25), Tyler Zeller (23)  
.....by North Carolina (2/8/12)

### Three Players Scored 20-29 Points

By Duke..... Andre Dawkins (21), Austin Rivers (20)  
.....& Ryan Kelly (20) vs. Wake Forest (1/19/12)  
By Opp. .... Austin Freeman (20), Greg Monroe (21) &  
..... Chris Wright (21) by Georgetown (1/30/10)

### Two Players Scored 30 Or More Points

By Duke.... Gerald Henderson (35) & Jon Scheyer (30)  
.....vs. Wake Forest (2/22/09)  
By Opp. .... Brian Oliver (31) & Dennis Scott (31)  
.....by Georgia Tech (3/10/90)

### 10+ Field Goals Made by a Player

By Duke.....12, Quinn Cook vs. Clemson (1/8/13)  
By Opp. ....12, Kevin Foster, Santa Clara (12/29/12)

### 15+ Field Goals Made by a Player

By Duke.. 15, Christian Laettner vs. Ga. Tech (1/11/92)  
By Opp. ....17, Al Thornton, Florida State (2/4/06)

### 20-29 Field Goal Attempts by a Player

By Duke.....20, Mason Plumlee vs. Ga. Tech (1/17/13)  
By Opp. ....22, Kevin Foster, Santa Clara (12/29/12)

### 30+ Field Goal Attempts by a Player

By Duke.....31, Bob Verga vs. Penn State (1/3/67)  
By Opp. ....32, Al Thornton, Florida State (2/4/06)

### Player Shot 1.000 With 5+ Field Goal Attempts

By Duke.....8-8, Mason Plumlee vs. Cornell (12/19/12)  
By Opp. ....5-5, Gabe Knutson, Lehigh (3/16/12)

### Player Shot .800 With 10+ Field Goal Attempts

By Duke...9-11 (.818), Mason Plumlee vs. FGCU (11/18/12)  
By Opp. ....9-11 (.818), Tyler Zeller, North Carolina (3/3/12)

### Player Shot .900 With 10+ Field Goal Attempts

By Duke.. 11-12 (.917), Shelden Williams vs. Miami (1/19/05)  
By Opp. ....9-10 (.900), Reggie Johnson, Miami [Fla.] (1/2/11)

### 5+ 3pt Field Goals Made by a Player

By Duke.....6, Seth Curry vs. Georgia Tech (1/17/13)  
By Opp. ....5, Kevin Foster, Santa Clara (12/29/12)

### 10+ 3pt Field Goal Attempts by a Player

By Duke.....10, Seth Curry vs. N.C. State (1/12/13)  
By Opp. ....11, Kevin Foster, Santa Clara (12/29/12)

### Player Shot .800 With 5+ 3pt Field Goal Attempts

By Duke..6-7 (.857), Seth Curry vs. Georgia Tech (1/17/13)  
By Opp. ....4-5 (.800), Kenny Kadji, Miami (2/5/12)

### 10+ Free Throws Made by a Player

By Duke...10, Mason Plumlee vs. Santa Clara (12/29/12)  
By Opp. ....10, CJ McCollum, Lehigh (3/16/12)

### 15+ Free Throws Made by a Player

By Duke....15, Jason Williams vs. N.C. State (1/10/01)  
By Opp. ....15, Al Thornton, Florida State (2/4/06)

### 10+ Free Throws Attempted by a Player

By Duke.....11, Mason Plumlee vs. Temple (12/8/12)  
By Opp. ....10, Tony Chennault, Wake Forest (2/28/12)

### 15+ Free Throws Attempted by a Player

By Duke...15, Mason Plumlee vs. Santa Clara (12/29/12)  
By Opp. ....16, CJ McCollum, Lehigh (3/16/12)

### Player Shot 1.000 With 10+ Free Throw Attempts

By Duke.....14-14, Ryan Kelly vs. Georgia Tech (1/7/12)  
By Opp. ....10-10, Malcolm Delaney, Va. Tech (3/12/11)

### 10+ Rebounds by a Player

By Duke.. 13, Mason Plumlee vs. Georgia Tech (1/17/13)  
By Opp. ....18, Richard Howell, N.C. State (1/12/13)

### 15+ Rebounds by a Player

By Duke.....15, Mason Plumlee vs. Elon (12/20/12)  
By Opp. ....18, Richard Howell, N.C. State (1/12/13)

### 20+ Rebounds by a Player

By Duke.....22, Miles Plumlee vs. Maryland (2/11/12)  
By Opp. ....20, DeJuan Blair, Pittsburgh (12/20/07)

### Two Players with 10 or More Rebounds

By Duke.....Mason Plumlee (13) & Ryan Kelly (11),  
.....vs. Santa Clara (12/29/12)  
By Opp. .... John Henson [10] & Tyler Zeller [10],  
..... North Carolina (3/3/12)

### 5+ Offensive Rebounds by a Player

By Duke.....6, Amile Jefferson vs. Ga. Tech (1/17/13)  
.....5, Mason Plumlee vs. Ga. Tech (1/17/13)  
By Opp. ....5, Daniel Miller, Georgia Tech (1/17/13)

### 10+ Defensive Rebounds by a Player

By Duke.....11, Mason Plumlee vs. Clemson (1/8/13)  
By Opp. ....12, Richard Howell, N.C. State (1/12/13)

### 10+ Assists by a Player

By Duke .....14, Quinn Cook vs. Wake Forest (1/5/13)  
By Opp. ....13, Lorenzo Brown, N.C. State (1/12/13)

### 5+ Blocked Shots by a Player

By Duke.....5, Ryan Kelly vs. VCU (11/23/12)  
By Opp. ....5, Bernard James, Florida State (2/23/12)

### 5+ Steals by a Player

By Duke.....5, Quinn Cook vs. Minnesota (11/22/11)  
By Opp. ....6, Peyton Siva, Louisville (11/24/12)

### Double-Double by a Player\*

By Duke.....16/13, Mason Plumlee vs. Ga. Tech (11/7/13)  
By Opp. ....16/18, Richard Howell, N.C. State (1/12/13)

### Triple-Double by a Player^

By Duke..... 19/11/10 blocks, Shelden Williams  
.....vs. Maryland (1/11/06)  
By Opp. ....16/15/10 blocks, Tree Rollins  
.....Clemson (2/23/77)

\*Double-doubles are points and rebounds unless otherwise indicated

^Triple-doubles are points, rebounds, and assists unless indicated

# Duke Miscellaneous Statistics

## Games as Leading Scorer

Seth Curry .....	8
Mason Plumlee.....	7
Ryan Kelly .....	3
Quinn Cook.....	1

## Games as Leading Rebounder

Mason Plumlee.....	16
Ryan Kelly .....	2
Rasheed Sulaimon .....	2

## Games Leading in Assists

Quinn Cook.....	11
Rasheed Sulaimon .....	4
Tyler Thornton .....	2
Mason Plumlee.....	2
Ryan Kelly .....	1
Seth Curry .....	1

## Double-Figure Scoring Games

Mason Plumlee.....	16
Ryan Kelly .....	13
Seth Curry .....	12
Rasheed Sulaimon .....	11
Quinn Cook.....	9
Tyler Thornton .....	2
Amile Jefferson.....	2
Alex Murphy.....	1

## 30+ Point Games

Seth Curry .....	1
------------------	---

## 20+ Point Games

Seth Curry .....	8
Mason Plumlee.....	5
Ryan Kelly .....	1
Quinn Cook.....	1

## 10+ Rebound Games

Mason Plumlee.....	12
Ryan Kelly .....	2
Amile Jefferson.....	1

## Double-Doubles

Mason Plumlee.....	11
Ryan Kelly .....	2

## 10-Assist Games

Quinn Cook.....	2
Tyler Thornton .....	1

## Dunks

Opponent.....	38
Duke.....	48

Mason Plumlee.....	40
Rasheed Sulaimon .....	4
Ryan Kelly .....	2
Amile Jefferson.....	2

## Forced Five-Second Calls

Opponent.....	0
Duke .....	1

Quinn Cook.....	1
-----------------	---

## Charges Drawn

Opponent.....	12
Duke.....	39

Josh Hairston.....	9
Rasheed Sulaimon .....	6
Ryan Kelly .....	5
Seth Curry .....	5
Tyler Thornton .....	4
Quinn Cook.....	1

## Three-Point Plays

Opponent.....	9
Duke.....	18

Mason Plumlee.....	6
Rasheed Sulaimon .....	5
Amile Jefferson.....	3
Seth Curry .....	2
Ryan Kelly .....	1
Josh Hairston.....	1

## Four-Point Plays

Opponent.....	1
Duke .....	1

Seth Curry .....	1
------------------	---

## Technical Fouls

Opponent.....	2
Duke.....	2

Tyler Thornton .....	1
Quinn Cook.....	1

## Jump Balls Controlled

Opponent.....	4
Duke.....	13

Mason Plumlee.....	13
--------------------	----

## Duke's First Substitution

Josh Hairston.....	8
Tyler Thornton .....	7
Amile Jefferson.....	5
Alex Murphy.....	2
Quinn Cook.....	1
Marshall Plumlee .....	1

## Bench Scoring

Opponent.....	232
Duke.....	190

Amile Jefferson.....	59
Tyler Thornton .....	39
Alex Murphy.....	30
Josh Hairston.....	25
Rasheed Sulaimon .....	15
Quinn Cook.....	15
Todd Zafirovski .....	5
Marshall Plumlee .....	2

## Largest Halftime Lead

23 vs. Delaware (12/11/12)

## Largest Halftime Deficit

8 vs. Ohio State (11/28/12)

## Largest Duke Lead

48 vs. Cornell (12/19/12)

## Largest Duke Deficit

10 vs. Ohio State (11/28/12)  
10 vs. N.C. State (1/12/13)

## Largest Duke Win

41 vs. Cornell (12/19/12)

## Largest Duke Defeat

8 vs. N.C. State (1/12/13)

## Most Consecutive Points Scored

30 vs. Florida Gulf Coast (11/18/12)  
23 vs. Cornell (12/19/12)

## Most Consecutive Points Allowed

9 vs. Kentucky (11/13/12)

## Longest Winning Streak

15, Nov. 9 - Jan. 8

## Longest Losing Streak

1, Jan. 12

## Largest Home Crowd

9,314, 10 times

## Largest Road Crowd

19,557 vs. N.C. State (1/12/13)

## Largest Neutral Crowd

22,847 vs. Kentucky (11/13/12)

## Duke's 2012-13 Record When...

Plays at home.....	10-0	Plays in November .....	7-0
Plays on the road.....	0-1	Plays in December .....	5-0
Plays at neutral site .....	6-0	Plays in January.....	4-1
Record vs. the ACC (regular season).....	3-1	Plays in February.....	n/a
Record against non-conference .....	13-0	Plays in March.....	n/a
Wins the game before .....	14-1	Plays in April.....	n/a
Loses the game before.....	1-0	Plays during the day.....	5-1
Leads at half.....	13-0	Plays at night.....	11-0
Trails at half .....	2-1	Plays on Sunday.....	1-0
Tied at half.....	1-0	Plays on Monday.....	n/a
Plays an overtime game.....	n/a	Plays on Tuesday.....	2-0
Shoots 50% or better.....	4-0	Plays on Wednesday.....	3-0
Shoots less than 50%.....	12-1	Plays on Thursday.....	3-0
Opp. shoots 50% or less .....	16-0	Plays on Friday.....	2-0
Shoots better than opp. ....	14-0	Plays on Saturday .....	4-1
Shoots worse than opp.....	2-1	Margin is 5 pts. or less.....	2-0
Has more FTs made than opp. ....	12-0	Margin is 10 pts. or less.....	2-1
Has equal FTs made .....	1-0	Margin is between 11-20 .....	6-0
Has less FTs made than opp.....	3-1	Margin is more than 20.....	6-0
Outrebounds opp.....	6-1	Has a 20-pt. scorer .....	11-1
Is outrebounded.....	10-0	Has a 30-pt. scorer.....	1-0
Has equal rebounds .....	n/a	Scores 59 points or less .....	n/a
Has more TOs than opp.....	1-1	Scores 60+ points.....	16-1
Has equal or less TOs than opp.....	15-0	Scores 70+ points.....	13-1
Scores more/equal bench pts.....	8-1	Scores 80+ points.....	7-0
Scores less bench pts. ....	8-0	Scores 90+ points.....	2-0
Plays a ranked opp.....	3-1	Scores 100+ points.....	n/a
Makes 5+ 3-Pt. shots.....	15-1		
No Duke player fouls out .....	10-0		
1+ Duke player fouls out.....	6-0		
Has 20+ assists .....	3-0		
Wears white uniforms.....	12-0		
Wears blue uniforms.....	3-1		
Wears black uniforms.....	1-0		
Plays in tournaments .....	4-0		
Plays on television .....	16-1		





# 2 Quinn Cook

**G • 6-1 • 175 • 50-11**  
**Washington, D.C. (Oak Hill Academy [Va.])**

## Game-by-Game Statistics

2012-13

Opponent	FG	3FG	FT	O-D-R	PF	Pts	A	TO	B	S	MIN
Georgia State	2-4	2-4	2-2	1-1-2	3	8	2	2	0	0	21
vs. [3] Kentucky	3-5	1-2	0-2	0-3-3	2	7	3	2	0	0	30
Florida Gulf Coast	3-8	2-4	0-0	1-3-4	2	8	9	5	0	1	29*
vs. Minnesota	6-13	3-4	2-2	0-3-3	2	17	4	4	0	5	31*
vs. VCU	3-7	0-2	3-4	0-3-3	2	9	9	3	0	0	39*
vs. [2] Louisville	4-8	1-2	6-6	0-4-4	4	15	6	4	1	1	34*
[4] Ohio State	3-10	0-2	6-7	0-6-6	4	12	8	3	0	2	40*
Delaware	3-7	2-5	0-0	0-2-2	2	8	6	1	1	2	27*
at Temple	5-8	3-4	1-2	1-3-4	3	14	4	2	0	3	36*
Cornell	2-4	2-4	0-0	0-4-4	2	6	12	1	0	2	26*
Elon	4-13	2-3	0-0	1-7-8	2	10	3	1	0	4	36*
Santa Clara	6-14	1-2	2-2	1-4-5	3	15	5	2	0	2	36*
vs. Davidson	6-9	0-1	3-3	0-3-3	3	15	2	1	0	2	34*
Wake Forest	0-11	0-4	0-0	0-3-3	1	0	14	1	0	1	38*
Clemson	12-16	3-5	0-0	1-4-5	2	27	5	1	0	4	35*
at N.C. State	6-16	1-6	4-4	1-2-3	5	17	7	4	0	0	39*
Georgia Tech	3-9	1-5	0-0	0-3-3	3	7	5	2	1	3	38*
at Miami											
Maryland											
at Wake Forest											
at Florida State											
NC State											
at Boston College											
North Carolina											
at Maryland											
at Virginia Tech											
Boston College											
at Virginia											
Miami											
Virginia Tech											
at North Carolina											

\* Indicates Games Started

[ ] AP Ranking

( ) Tournament Seed

### 2012-13

- Ranks second in the ACC in assists per game (6.1), fourth in steals per game (1.9), second in assist-to-turnover ratio (2.7) and eighth in minutes (33.5)
- Has scored in double figures nine times this season and 14 times in his career ... has tallied five or more assists 11 times this season while reaching double figures in the assist column twice
- Averaging 12.8 points, 3.5 rebounds, 7.8 assists and 2.0 steals per game in ACC play
- Reached the 100-assist mark for the season with five helpers against Georgia Tech (1/17)
- Had 17 points and seven assists versus No. 20 N.C. State
- Scored a career-high 27 points on a career-best 12-of-16 field goal shooting performance against Clemson (1/8) ... became the third player in program history to record at least 25 points, five rebounds, five assists and four steals in a game
- Dished a career-high 14 assists and committed just one turnover in the ACC opener against Wake Forest (1/5) ... his 14:1 assist-to-turnover ratio is tied for the second-highest single-game A/T ratio in school history ... the 14 assists were also the sixth most in a game in school history
- Notched double-figure scoring to lead Duke past Davidson (1/2) ... recorded seven of his 15 points in the final 3:58 to key an 11-2 Duke run during that stretch
- Grabbed a career-high eight rebounds to go with 10 points, three assists and four steals in a win over Elon (12/20) ... the eight rebounds were the most by a Duke guard since Austin Rivers had nine against Miami on Feb. 5, 2012
- Dished out 12 assists in 26 minutes of action against Cornell (12/19)
- Had 14 points while matching a career high with three treys against Temple (12/8) ... also registered four assists and three steals
- Played a career-high 40 minutes in a 73-68 win over No. 4 Ohio State (11/28), scoring 12 points to go with eight assists, six boards and two steals ... went 6-of-7 at the charity stripe, hitting all six free throws in the final 30 seconds of the game to seal the Duke victory
- Named Battle 4 Atlantis MVP after averaging 13.7 points, 6.3 assists, 3.3 rebounds and 2.0 steals over three games in the tournament
- Recorded 15 points, four rebounds and six assists to lead Duke past No. 2 Louisville (11/24)
- Delivered nine assists in a win over VCU (11/23) ... four of those assists came during a 15-4 Duke run at the beginning of the second half ... finished with nine points in 39 minutes of action
- Turned in a career-best performance in the Battle 4 Atlantis opener against Minnesota (11/22), scoring 17 points, hitting three treys and nabbing five steals over 31 minutes
- Earned his first start of the season against Florida Gulf Coast (11/18) ... responded with eight points, four rebounds, nine assists and one steal
- Played 30 minutes against No. 3 Kentucky, totaling seven points and three rebounds (11/13)

### Career Highs

Points	27 vs. Clemson, 1/8/13
Rebounds	8 vs. Elon, 12/20/12
Assists	14 vs. Wake Forest, 1/5/13
Steals	5 vs. Minnesota, 11/22/12
Blocked Shots	1, 6x, last vs. Georgia Tech, 1/17/13
FG Made	12 vs. Clemson, 1/8/13
3FG Made	3, 4x, last vs. Clemson, 1/8/13
FT Made	7 vs. Western Michigan, 12/30/11
Minutes	40 vs. Ohio State, 11/28/12

Miscellaneous	2012-13	Career
Double-figure points	9	14
20-pt games	1	1
3 or more assists	15	23
2 or more steals	10	15
Charges Drawn	1	2
Three-point plays	0	2

### Career Statistics

SEASON	GP-GS	MP	FG-FGA	PCT.	3PT-A	PCT.	FT-FTA	PCT.	REB.	AVG.	PF-DQ	AS	TO	BS	ST	TP	AVG.
2011-12	33-4	387	47-116	.405	14-56	.250	38-49	.775	34	1.0	26-0	63	18	2	14	146	4.4
2012-13	17-15	569	71-162	.438	24-59	.407	29-34	.853	65	3.8	43-1	104	39	3	32	195	11.5
Total	50-19	956	118-278	.424	38-115	.330	67-83	.807	99	2.0	69-1	167	57	5	46	341	6.9



# 30 Seth Curry

**G • 6-2 • 185 • SR-3L**  
**Charlotte, N.C. (Charlotte Christian / Liberty)**  
**Double Major: Sociology / African & African-American Studies**  
**Certificate: Markets & Management Studies**

## Game-by-Game Statistics

2012-13

Opponent	FG	3FG	FT	O-D-R	PF	Pts	A	TO	B	S	MIN
Georgia State	5-10	3-7	2-3	0-0-0	4	15	1	3	1	0	30*
vs. [3] Kentucky	7-14	3-5	6-6	1-2-3	0	23	1	0	1	1	34*
Florida Gulf Coast	4-10	2-8	0-0	0-1-1	3	10	0	1	0	1	24*
vs. Minnesota	8-11	3-3	6-7	1-0-1	1	25	3	1	0	1	33*
vs. VCU	3-9	0-3	9-10	1-5-6	3	15	0	2	1	1	31*
vs. [2] Louisville	3-11	2-9	6-6	0-3-3	1	14	0	2	0	0	34*
[4] Ohio State	1-6	0-1	2-3	0-1-1	2	4	0	1	0	0	28*
Delaware	DNP- INJ										
at Temple	7-11	5-9	4-4	0-0-0	2	23	3	1	0	0	31*
Cornell	7-10	3-6	3-3	0-0-0	0	20	1	0	0	2	23*
Elon	3-10	1-4	1-5	0-2-2	1	8	1	1	0	1	27*
Santa Clara	12-18	4-7	3-4	1-2-3	1	31	0	2	0	1	36*
vs. Davidson	3-11	0-2	0-0	0-1-1	4	6	3	1	0	1	31*
Wake Forest	8-15	3-7	3-5	0-3-3	2	22	5	2	1	0	29*
Clemson	3-10	2-4	0-0	1-0-1	0	8	1	1	0	0	30*
at N.C. State	8-16	5-10	1-1	1-4-5	1	22	0	4	0	0	32*
Georgia Tech	7-14	6-7	4-4	1-1-2	2	24	1	2	0	0	34*
at Miami											
Maryland											
at Wake Forest											
at Florida State											
NC State											
at Boston College											
North Carolina											
at Maryland											
at Virginia Tech											
Boston College											
at Virginia											
Miami											
Virginia Tech											
at North Carolina											

\* Indicates Games Started  
 [ ] AP Ranking  
 ( ) Tournament Seed

### 2012-13

- Has scored in double-figures in 12 of 16 games this season with eight 20+ point efforts ... is averaging 19.0 points per game over the last four contests ... ranks third in the ACC in scoring at 16.9 ppg. ... also leads Duke with 42 three-point field goals
- Ranks among the league leaders in field goal percentage (9th, .478), free throw percentage (6th, .820), three-point field goal percentage (3rd, .457) and three-point field goals per game (t-1st, 2.6 3pg.)
- Matched a career-high with six three-pointers against Georgia Tech (1/17) ... finished with 6-of-7 shooting from behind the arc ... led Duke in scoring for the eighth time this season, totaling 24 points
- Knocked down five three-point field goals and finished with 22 points in a loss to No. 20 N.C. State (1/12)
- Became the 62nd player in Duke history to top the 1,000-point scoring mark in a win over Clemson (1/8)
- Turned in a 22-point scoring performance in a win over Wake Forest (1/5) ... hit 8-of-15 field goals and went 3-of-7 from three-point range ... also notched a season-high five assists
- Scored a career-high 31 points to lead Duke past Santa Clara (12/29) ... also established a new career high with 12 field goals made and matched a career-high with 18 field goals attempted in a 12-of-18 shooting performance from the floor ... collected the first 30-point effort of his Duke career ... knocked down four treys in the win, including three straight in the second half
- Topped the 20-point mark for the second consecutive game in a win over Cornell (12/19) ... finished the evening with 7-of-10 shooting from the floor and 3-of-6 shooting from behind the arc
- Logged a 23-point scoring effort against Temple (12/8) ... topped the 900-point scoring mark for his career in the win ... also hit a season-high five three-pointers
- Helped Duke capture the Battle 4 Atlantis title with a 14-point performance against No. 2 Louisville (11/24) ... went a perfect 6-of-6 at the free throw line in the contest
- Totaled 14 points to lead Duke past VCU in the Battle 4 Atlantis tournament (11/23) ... matched a career-high with six rebounds
- Led Duke in scoring with 25 points in the Battle 4 Atlantis opener against Minnesota (11/22)
- Hit three treys and scored a team-high 23 points in a 75-68 win over No. 3 Kentucky (11/13) ... also went 7-of-14 from the field and 6-of-6 from the free throw line ... scored 14 points in the second half including 10 of Duke's final 15 points in the game
- Knocked down three treys and finished with 15 points in the season opener against Georgia State (11/9)

### Career Highs

Points	31 vs. Santa Clara, 12/29/12
Rebounds	6, 4x, last vs. VCU, 11/23/12
Assists	8 vs. Colorado State, 12/7/11
Steals	5, 2x, last vs. Miami, 2/13/11
Blocks	2 vs. St. John's, 1/28/12
FG Made	12 vs. Santa Clara, 12/29/12
3FG Made	6, 2x, last vs. Georgia Tech, 1/17/13
FT Made	10 vs. Michigan State, 11/15/11
Minutes	40 vs. Virginia Tech, 2/25/12

Miscellaneous	2012-13	Career
Double-figure points	12	49
20-pt games	8	15
3 or more 3pt Field Goals	9	33
3 or more rebounds	6	34
5 or more assists	1	7
3 or more steals	0	12
Charges Drawn	5	15
Dunks	0	0
Three-point plays	2	5
Four-point plays	1	4

### Career Statistics

SEASON	GP-GS	MP	FG-FGA	PCT.	3PT-A	PCT.	FT-FTA	PCT.	REB.	AVG.	PF-DQ	AS	TO	BS	ST	TP	AVG.
2008-09*	34-35	1277	243-583	.417	102-294	.347	119-143	.832	153	4.4	53-0	79	79	9	48	707	20.2
2009-10	DNP-Transfer Rules																
2010-11	37-19	924	101-239	.423	64-147	.435	67-85	.788	67	1.8	63-2	74	35	5	52	333	9.0
2011-12	34-32	1026	141-336	.420	64-167	.383	104-118	.881	89	2.6	73-2	83	69	7	43	449	13.2
2012-13	16-16	487	89-186	.478	42-92	.457	50-61	.820	32	2.0	27-0	20	24	4	9	270	16.9
<b>Total</b>	<b>87-67</b>	<b>2437</b>	<b>331-761</b>	<b>.435</b>	<b>170-406</b>	<b>.419</b>	<b>220-264</b>	<b>.833</b>	<b>188</b>	<b>2.2</b>	<b>163-4</b>	<b>177</b>	<b>128</b>	<b>16</b>	<b>104</b>	<b>1,052</b>	<b>12.1</b>

\* Played season at Liberty (stats do not count towards Duke career numbers)



# 15

## Josh Hairston

**F • 6-7 • 240 • JR-2L**  
**Fredericksburg, Va. (Montrose Christian)**  
**Major: Sociology**

### 2012-13

- A key energy player off the Blue Devil bench ... has taken a team-high nine charges on the year
- Has been the first player of the Duke bench eight times this season
- Drew his first start of the season against NC State (1/12) ... played a career-high 25 minutes in the contest, responding with eight points, five rebounds and one assist ... the eight points and four made field goals were both ACC highs
- Took three charges in 18 minutes of action against Wake Forest (1/5) ... also added two points and an offensive rebound in the win ... contributed at least 10 minutes of action for the ninth time this season
- Played a season-high 19 minutes against Cornell (12/19), scoring three points and pulling down two rebounds in the win ... also completed a three-point play
- Matched a career high with six rebounds in a win over Delaware (12/1)
- Went 2-of-2 from the field to score four points in a 73-68 win over No. 4 Ohio State (11/28) ... also collected two rebounds in 10 minutes of play
- Tallied one rebound, one assist and one block against VCU (11/23) in the Battle 4 Atlantis tournament
- Came off the bench to provide valuable minutes in a 75-68 win over No. 3 Kentucky (11/13) ... scored five points, pulled down five rebounds (four offensive) and drew a charge in 14 minutes of action

## Game-by-Game Statistics

2012-13

Opponent	FG	3FG	FT	O-D-R	PF	Pts	A	TO	B	S	MIN
Georgia State	0-2	0-1	0-0	0-1-1	3	0	0	1	0	0	8
vs. [3] Kentucky	2-3	0-0	1-2	4-1-5	5	5	0	0	0	0	14
Florida Gulf Coast	1-1	0-0	0-0	0-2-2	2	2	0	0	0	0	11
vs. Minnesota	0-1	0-0	0-0	0-0-0	2	0	0	0	0	1	12
vs. VCU	0-0	0-0	0-0	0-1-1	2	0	1	0	1	0	6
vs. [2] Louisville	0-0	0-0	0-0	0-2-2	2	0	0	0	0	0	7
[4] Ohio State	2-2	0-0	0-0	1-1-2	0	4	0	0	0	0	10
Delaware	1-4	0-0	1-2	1-5-6	5	3	1	0	1	0	11
at Temple	0-0	0-0	0-0	0-1-1	0	0	0	0	0	0	5
Cornell	1-6	0-0	1-1	2-0-2	0	3	1	0	0	0	19
Elon	1-3	0-0	0-0	2-2-4	3	2	0	2	0	0	12
Santa Clara	1-2	0-0	1-2	1-0-1	2	3	0	1	0	0	11
vs. Davidson	0-0	0-0	0-0	0-2-2	4	0	0	1	0	0	9
Wake Forest	1-2	0-0	0-0	1-0-1	1	2	0	1	0	1	18
Clemson	0-1	0-0	1-2	1-0-1	1	1	0	0	0	0	16
at N.C. State	4-7	0-0	0-0	3-2-5	1	8	1	2	0	0	25*
Georgia Tech	0-1	0-0	0-0	0-1-1	4	0	1	0	0	1	11*
at Miami											
Maryland											
at Wake Forest											
at Florida State											
NC State											
at Boston College											
North Carolina											
at Maryland											
at Virginia Tech											
Boston College											
at Virginia											
Miami											
Virginia Tech											
at North Carolina											

\* Indicates Games Started

[ ] AP Ranking

( ) Tournament Seed

### Career Highs

Points	13 vs. Western Michigan, 12/30/11
Rebounds	6, 2x, last vs. Delaware, 12/1/12
Assists	2 vs. St. John's, 1/30/11
Steals	2 vs. Saint Louis, 12/11/10
Blocked Shots	1, 7x, last vs. Delaware, 12/1/12
FG Made	4, 3x, last at NC State, 1/12/13
FT Made	7 vs. Western Michigan, 12/30/11
Minutes	25 at NC State, 1/12/13

Miscellaneous	2012-13	Career
Double-figure points	0	2
Double-figure rebounds	0	0
Double-doubles	0	0
5 or more rebounds	3	4
Charges Drawn	9	15
Dunks	0	4
Three-point plays	1	3

### Career Statistics

SEASON	GP-GS	MP	FG-FGA	PCT.	3PT-A	PCT.	FT-FTA	PCT.	REB.	AVG.	PF-DQ	AS	TO	BS	ST	TP	AVG.
2010-11	27-0	165	13-36	.361	0-0	.000	13-23	.565	33	1.2	26-0	3	8	1	4	39	1.4
2011-12	29-2	246	31-69	.449	0-1	.000	16-24	.667	42	1.4	39-1	5	15	4	4	78	2.7
2012-13	17-2	205	14-35	.400	0-1	.000	5-9	.556	37	2.2	37-2	5	8	2	3	33	1.9
<b>Total</b>	<b>73-4</b>	<b>616</b>	<b>58-140</b>	<b>.414</b>	<b>0-2</b>	<b>.000</b>	<b>34-56</b>	<b>.607</b>	<b>112</b>	<b>1.5</b>	<b>102-3</b>	<b>13</b>	<b>31</b>	<b>7</b>	<b>11</b>	<b>150</b>	<b>2.1</b>



21

**Amile Jefferson**

F • 6-8 • 195 • FR-HS  
Philadelphia, Pa. (Friends Central School)

**Game-by-Game Statistics**

2012-13

Opponent	FG	3FG	FT	O-D-R	PF	Pts	A	TO	B	S	MIN
Georgia State	1-1	0-0	3-5	1-1-2	0	5	1	0	0	1	13
vs. [3] Kentucky	0-1	0-0	0-0	1-0-1	1	0	1	0	0	0	4
Florida Gulf Coast	2-4	0-0	0-1	1-1-2	2	4	0	1	2	2	13
vs. Minnesota	1-2	0-0	0-0	0-1-1	1	2	0	0	0	0	9
vs. VCU	0-0	0-0	0-0	0-0-0	0	0	0	0	0	0	2
vs. [2] Louisville	0-1	0-0	0-0	1-0-1	0	0	0	0	0	0	5
[4] Ohio State	0-0	0-0	0-0	0-0-0	0	0	0	0	0	0	3
Delaware	5-9	0-0	2-4	3-3-6	2	12	0	1	0	0	21
at Temple	3-5	0-0	1-1	1-1-2	1	7	1	0	1	0	9
Cornell	3-6	0-0	2-2	2-1-3	2	8	0	3	0	0	16
Elon	0-0	0-0	0-2	0-3-3	1	0	0	2	1	1	12
Santa Clara	DNP										
vs. Davidson	0-0	0-0	0-0	1-0-1	0	0	0	1	0	0	3
Wake Forest	0-0	0-0	0-0	1-1-2	1	0	0	0	0	0	4
Clemson	2-3	0-0	1-1	1-2-3	1	5	0	0	0	1	9
at N.C. State	5-7	0-0	0-0	2-2-4	5	10	0	0	2	0	12
Georgia Tech	3-7	0-0	0-1	6-4-10	4	6	0	1	1	2	28
at Miami											
Maryland											
at Wake Forest											
at Florida State											
NC State											
at Boston College											
North Carolina											
at Maryland											
at Virginia Tech											
Boston College											
at Virginia											
Miami											
Virginia Tech											
at North Carolina											

\* Indicates Games Started  
[ ] AP Ranking  
( ) Tournament Seed

2012-13

- Pulled down a season-high 10 rebounds against Georgia Tech (1/17) for his first career double-digit rebounding performance ... also added six points, two steals and a block in a season-high 28 minutes of action
- Reached double-figure scoring for the second time this season against N.C. State (1/12) ... recorded 10 points on 5-of-7 shooting from the field in 12 minutes of action
- Collected his second three-point play of the season against Clemson (1/8)
- Scored eight points on 3-of-6 shooting from the floor in a win over Cornell (12/19)
- Totaled seven points, two rebounds, one assist and one block over nine minutes of action against Temple (12/8)
- Notched the first double-figure scoring game of his career with a 12-point performance against Delaware (12/1) ... also pulled down six rebounds, including three on the offensive end, in 21 minutes of action ... converted the first three-point play of his career
- Grabbed a key offensive rebound just before the end of the half in the Battle 4 Atlantis title game win over No. 2 Louisville (11/24) ... Seth Curry buried a three-point field goal at the buzzer following the offensive rebound by Jefferson
- Went 2-of-4 from the field to score four points in 13 minutes of action against Florida Gulf Coast (11/18) ... also pulled down two rebounds in addition to registering two blocks and two steals
- Came off the bench to tally five points, two rebounds, one assist and one steal in his Duke debut against Georgia State (11/9)

**Career Highs**

Points	12 vs. Delaware, 12/1/12
Rebounds	10 vs. Georgia Tech, 1/17/13
Assists	1, 3x, last vs. Temple 12/9/12
Steals	2, 2x, last vs. Georgia Tech, 1/17/13
Blocks	2, 2x, last at NC State, 1/12/13
FG Made	5, 2x, last at NC State, 1/12/13
3FG Made	-
FT Made	3 vs. Georgia State, 11/9/12
Minutes	28 vs. Georgia Tech, 1/17/13

**Miscellaneous**      **2012-13**      **Career**

Double-figure points	2	2
3 or more rebounds	5	5
3 or more assists	0	0
3 or more steals	0	0
Dunks	2	2
Three-point plays	3	3

**Career Statistics**

SEASON	GP-GS	MP	FG-FGA	PCT.	3PT-A	PCT.	FT-FTA	PCT.	REB.	AVG.	PF-DQ	AS	TO	BS	ST	TP	AVG.
2012-13	16-0	163	25-46	.543	0-0	.000	9-17	.529	41	2.6	22-1	3	9	7	7	59	3.7
<b>Total</b>	<b>16-0</b>	<b>163</b>	<b>25-46</b>	<b>.543</b>	<b>0-0</b>	<b>.000</b>	<b>9-17</b>	<b>.529</b>	<b>41</b>	<b>2.6</b>	<b>22-1</b>	<b>3</b>	<b>9</b>	<b>7</b>	<b>7</b>	<b>59</b>	<b>3.7</b>





# 34 Ryan Kelly

**F • 6-11 • 230 • SR-3L**  
**Raleigh, N.C. (Ravenscroft)**  
**Major: Public Policy Studies**  
**Certificate: Markets & Management Studies**

## Game-by-Game Statistics

2012-13

Opponent	FG	3FG	FT	O-D-R	PF	Pts	A	TO	B	S	MIN
Georgia State	2-6	1-3	3-4	0-3-3	1	8	4	1	1	0	33*
vs. [3] Kentucky	4-11	1-3	1-4	1-2-3	2	10	1	0	3	3	34*
Florida Gulf Coast	5-10	1-5	3-5	5-4-9	2	14	3	1	0	2	25*
vs. Minnesota	5-10	1-2	3-4	3-3-6	4	14	0	3	3	0	28*
vs. VCU	4-9	0-3	3-3	1-3-4	3	11	2	0	5	0	38*
vs. [2] Louisville	4-9	0-1	6-8	1-5-6	5	14	4	1	2	1	31*
[4] Ohio State	5-10	3-5	2-2	0-3-3	5	15	0	1	3	0	29*
Delaware	8-13	2-4	0-0	1-2-3	0	18	0	0	1	2	24*
at Temple	3-9	1-2	7-8	2-8-10	1	14	1	1	1	0	33*
Cornell	3-4	1-1	0-0	0-1-1	2	7	1	1	2	1	20*
Elon	4-13	3-5	3-3	3-2-5	0	14	3	0	1	0	28*
Santa Clara	3-8	1-1	3-3	5-6-11	2	10	2	1	1	1	29*
vs. Davidson	5-8	3-4	5-6	2-5-7	1	18	0	1	1	0	35*
Wake Forest	6-9	5-7	5-6	3-1-4	5	22	1	1	1	0	18*
Clemson	4-9	2-2	2-2	3-3-6	0	12	0	0	0	1	19*
at N.C. State											DNP - INJ
Georgia Tech											DNP - INJ
at Miami											
Maryland											
at Wake Forest											
at Florida State											
NC State											
at Boston College											
North Carolina											
at Maryland											
at Virginia Tech											
Boston College											
at Virginia											
Miami											
Virginia Tech											
at North Carolina											

\* Indicates Games Started

[ ] AP Ranking

( ) Tournament Seed

### 2012-13

- Ranks among the ACC leaders in scoring (15th, 13.4 ppg.), rebounding (21st, 5.4 rpg.), free throw percentage (8th, .793) and blocks (5th, 1.7 bpg.)
- Has blocked two or more shots in a game six times this season ... has totaled 25 blocks on the year
- Sidelined indefinitely with a right foot injury following the Clemson game
- Scored in double figures for the 13th time this season in a win over Clemson (1/8) ... notched 12 points and six rebounds before exiting the game at halftime due to injury
- Totaled a season-high 22 points in 18 minutes of action against Wake Forest (1/5) ... knocked down a career-high five three-pointers on 5-of-7 shooting from behind the arc ... scored 13 of Duke's first 19 points
- Led Duke with an 18-point scoring effort against Davidson (1/2) ... also shared the team lead with seven rebounds
- Posted his second double-double of the season with 10 points and 11 rebounds in a win over Santa Clara (12/29) ... recorded double-digits in the rebounding column for the fourth time in his career
- Finished with 14 points, five rebounds and a career-high six assists against Elon (12/20) ... also went 3-of-5 from three-point range in the win
- Registered a double-double with 14 points and 10 rebounds in a win over Temple (12/8)
- Turned in an 18 point-performance against Delaware (12/1) ... matched a career-high with eight field goals made while shooting 61.5 percent (8-of-13) from the floor
- Totaled 15 points in a win over No. 4 Ohio State (11/28) ... went 3-of-5 from three-point range and hit back-to-back treys within a 40-second span to put Duke ahead for good with 5:42 remaining in the contest ... also collected three blocked shots
- Scored in double figures (14) to help Duke defeat No. 2 Louisville (11/24) in the Battle 4 Atlantis title game ... also had six rebounds, four assists, two blocks and a steal in the win
- Blocked a career-best five shots in a 67-58 win over VCU (11/23) ... scored 11 points, pulled down four rebounds and dished out four assists over a career-high 38 minutes of action
- Recorded 14 points on 5-of-10 shooting from the field against Minnesota (11/22) in the Battle 4 Atlantis tournament
- Led Duke in rebounding with nine boards against Florida Gulf Coast (11/18) ... scored 14 points on 5-of-10 shooting from the floor
- Scored 10 points and contributed three blocks in a win over No. 3 Kentucky (11/13) ... also matched a career-high with three steals

### Career Highs

Points	23 vs. Wake Forest, 2/28/12
Rebounds	12 vs. Penn., 1/1/12
Assists	6 vs. Elon, 12/20/10
Steals	3, 4x, last vs. Kentucky, 11/13/12
Blocks	5 vs. VCU, 11/23/12
FG Made	8, 2x, last vs. Delaware, 12/1/12
3FG Made	5 vs. Wake Forest, 1/5/13
FT Made	14 vs. Wake Forest, 1/7/12
Minutes	38 vs. VCU, 11/23/12

### Miscellaneous

	2012-13	Career
Double-figure points	13	40
20-pt games	1	5
5 or more rebounds	8	35
Double-figure rebounds	2	4
Double-doubles	2	4
3 or more assists	4	9
2 or more blocks	6	31
Charges Drawn	5	42
Dunks	4	32
Three-point plays	2	10
Four-point plays	0	2

### Career Statistics

SEASON	GP-GS	MP	FG-FGA	PCT.	3PT-A	PCT.	FT-FTA	PCT.	REB.	AVG.	PF-DQ	AS	TO	BS	ST	TP	AVG.
2009-10	35-0	227	16-45	.356	5-19	.263	4-6	.667	38	1.1	34-0	13	8	14	8	41	1.2
2010-11	37-27	743	95-184	.516	22-69	.319	33-41	.805	138	3.7	77-0	31	30	51	25	245	6.6
2011-12	31-19	803	107-241	.444	40-98	.408	113-140	.807	167	5.3	71-1	35	43	31	24	367	11.8
2012-13	15-15	424	65-138	.471	25-48	.521	46-58	.793	81	5.4	33-3	22	12	25	11	201	13.4
<b>Total</b>	<b>118-61</b>	<b>2197</b>	<b>283-608</b>	<b>.465</b>	<b>92-234</b>	<b>.393</b>	<b>196-245</b>	<b>.800</b>	<b>424</b>	<b>3.6</b>	<b>215-4</b>	<b>101</b>	<b>93</b>	<b>121</b>	<b>68</b>	<b>854</b>	<b>7.2</b>



# 12

## Alex Murphy

**F • 6-8 • 220 • R-FR-1L**  
**Wakefield, R.I. (South Kingstown)**

### 2012-13

- Scored two points and pulled down one rebound over five minutes against Clemson (1/8)
- Sank 2-of-2 field goals to score four points in eight minutes of action in the ACC opener against Wake Forest (1/5)
- Totaled seven points, three rebounds, one block and one steal in a win over Cornell (12/19) ... hit a trey for the third consecutive contest
- Shot 2-of-4 from the field to finish with five points in five minutes of action against Temple (12/8)
- Scored the first points of his career with a 10-point performance against Delaware (12/1) ... also recorded the first made field goal, made three-point field goal, made free throw and steal of his Duke career in a season-high 21 minutes of play ... added seven rebounds, a block and a steal in the win.
- Recorded the first block of his career in the Battle 4 Atlantis title game against No. 2 Louisville (11/24) ... also grabbed a defensive rebound in the win
- Grabbed two rebounds in six minutes of action against Florida Gulf Coast (11/18)
- Came off the bench to play two minutes against No. 3 Kentucky in his Duke debut (11/13)

## Game-by-Game Statistics

2012-13

Opponent	FG	3FG	FT	O-D-R	PF	Pts	A	TO	B	S	MIN
Georgia State											DNP
vs. [3] Kentucky	0-0	0-0	0-0	0-0-0	0	0	0	0	0	0	2
Florida Gulf Coast	0-2	0-1	0-0	1-1-2	1	0	0	1	0	0	6
vs. Minnesota	0-0	0-0	0-0	0-1-1	0	0	0	0	0	0	1
vs. VCU											DNP
vs. [2] Louisville	0-1	0-1	0-0	0-1-1	1	0	0	0	1	0	2
[4] Ohio State	0-0	0-0	0-0	0-0-0	0	0	0	0	0	0	3
Delaware	4-7	1-3	1-2	1-6-7	1	10	0	2	1	1	21
at Temple	2-4	1-1	0-0	0-0-0	1	5	0	0	0	0	5
Cornell	3-7	1-3	0-0	0-3-3	0	7	0	0	1	1	16
Elon	0-0	0-0	0-0	0-1-1	1	0	0	1	0	0	3
Santa Clara	0-0	0-0	0-0	0-0-0	0	0	0	0	0	0	0+
vs. Davidson	0-0	0-0	0-0	0-0-0	0	0	0	0	0	0	1
Wake Forest	2-2	0-0	0-0	0-0-0	0	4	0	0	0	0	8
Clemson	1-1	0-0	0-1	1-0-1	1	2	0	0	0	0	5
at N.C. State	0-0	0-0	0-0	0-0-0	0	0	0	0	0	0	3
Georgia Tech	1-3	0-2	0-0	0-1-1	0	2	0	1	0	0	7
at Miami											
Maryland											
at Wake Forest											
at Florida State											
NC State											
at Boston College											
North Carolina											
at Maryland											
at Virginia Tech											
Boston College											
at Virginia											
Miami											
Virginia Tech											
at North Carolina											

\* Indicates Games Started

[ ] AP Ranking

( ) Tournament Seed

### Career Highs


Points	10 vs. Delaware, 12/1/12
Rebounds	7 vs. Delaware, 12/1/12
Assists	-
Steals	1, 2x, last vs. Cornell, 12/19/12
Blocks	1, 3x, last vs. Cornell, 12/19/12
FG Made	4 vs. Delaware, 12/1/12
3FG Made	1, 3x, last vs. Cornell, 12/19/12
FT Made	1 vs. Delaware, 12/1/12
Minutes	21 vs. Delaware, 12/1/12

Miscellaneous	2012-13	Career
Double-figure points	1	1
3 or more rebounds	2	2
3 or more steals	0	0
Charges Drawn	0	0
Dunks	0	0
Three-point plays	0	0

### Career Statistics

SEASON	GP-GS	MP	FG-FGA	PCT.	3PT-A	PCT.	FT-FTA	PCT.	REB.	AVG.	PF-DQ	AS	TO	BS	ST	TP	AVG.
2011-12																	
2012-13	15-0	83	13-27	.481	3-11	.273	1-3	.333	17	1.1	6-0	0	5	3	2	30	2.0
<b>Total</b>	<b>15-0</b>	<b>83</b>	<b>13-27</b>	<b>.481</b>	<b>3-11</b>	<b>.273</b>	<b>1-3</b>	<b>.333</b>	<b>17</b>	<b>1.1</b>	<b>6-0</b>	<b>0</b>	<b>5</b>	<b>3</b>	<b>2</b>	<b>30</b>	<b>2.0</b>

DID NOT PLAY — REDSHIRT



# 40 Marshall Plumlee

F • 6-11 • 235 • R-FR-1L  
Warsaw, Ind. (Christ School [N.C.])

## 2012-13

- Scored his first career points with a layup in the second half of the ACC opener against Wake Forest (1/5) ... played a career-high seven minutes while also recording his second career block
- Pulled down an offensive rebound in one minute of play against Santa Clara (12/29)
- Made his Duke debut against Cornell (12/19), posting one rebound and one block in two minutes of action
- Had been sidelined with a stress fracture in the second metatarsal of his left foot that was diagnosed just before the team's first practice on Oct. 12

## Game-by-Game Statistics

2012-13

Opponent	FG	3FG	FT	O-D-R	PF	Pts	A	TO	B	S	MIN
Georgia State											
vs. [3] Kentucky											
Florida Gulf Coast											
vs. Minnesota											
vs. VCU											
vs. [2] Louisville											
[4] Ohio State											
Delaware											
at Temple											
Cornell	0-0	0-0	0-0	0-1-1	0	0	0	0	1	0	2
Elon											
Santa Clara	0-1	0-0	0-0	1-0-1	0	0	0	0	0	0	1
vs. Davidson											
Wake Forest	1-2	0-0	0-2	0-0-0	2	2	0	0	1	0	7
Clemson	0-0	0-0	0-2	0-0-0	0	0	0	0	0	0	2
at N.C. State	0-0	0-0	0-0	0-0-0	0	0	0	0	0	0	3
Georgia Tech	0-0	0-0	0-0	0-0-0	0	0	0	1	0	0	1
at Miami											
Maryland											
at Wake Forest											
at Florida State											
NC State											
at Boston College											
North Carolina											
at Maryland											
at Virginia Tech											
Boston College											
at Virginia											
Miami											
Virginia Tech											
at North Carolina											

\* Indicates Games Started

[ ] AP Ranking

( ) Tournament Seed

### Career Highs

Points	2 vs. Wake Forest, 1/5/13
Rebounds	1, 2x, last vs. Santa Clara, 12/29/12
Assists	-
Steals	-
Blocks	1, 2x, last vs. Wake Forest, 1/5/13
FG Made	1 vs. Wake Forest, 1/5/13
3FG Made	-
FT Made	-
Minutes	7 vs. Wake Forest, 1/5/13

### Miscellaneous

	2012-13	Career
Double-figure points	0	0
3 or more rebounds	0	0
2 or more blocks	0	0
2 or more steals	0	0
Charges Drawn	0	0
Dunks	0	0
Three-point plays	0	0

### Career Statistics

SEASON	GP-GS	MP	FG-FGA	PCT.	3PT-A	PCT.	FT-FTA	PCT.	REB.	AVG.	PF-DQ	AS	TO	BS	ST	TP	AVG.
2011-12																	
DID NOT PLAY — REDSHIRT																	
2012-13	6-0	16	1-3	.333	0-0	.000	0-4	.000	2	0.3	2-0	0	1	2	0	2	0.3
<b>Total</b>	<b>6-0</b>	<b>16</b>	<b>1-3</b>	<b>.333</b>	<b>0-0</b>	<b>.000</b>	<b>0-4</b>	<b>.000</b>	<b>2</b>	<b>0.3</b>	<b>2-0</b>	<b>0</b>	<b>1</b>	<b>2</b>	<b>0</b>	<b>2</b>	<b>0.3</b>



# 5 Mason Plumlee

**F • 6-10 • 235 • SR-3L**  
**Warsaw, Ind. (Christ School [N.C.])**  
**Double Major: Psychology & Cultural Anthropology**

## Game-by-Game Statistics

2012-13

Opponent	FG	3FG	FT	O-D-R	PF	Pts	A	TO	B	S	MIN
Georgia State	8-12	0-0	3-7	3-11-14	3	19	2	3	4	1	35*
vs. [3] Kentucky	7-8	0-0	4-4	0-3-3	5	18	3	5	2	1	29*
Florida Gulf Coast	9-11	0-0	10-11	5-4-9	0	28	1	3	2	0	35*
vs. Minnesota	6-11	0-0	8-10	5-12-17	4	20	3	1	1	1	36*
vs. VCU	5-9	0-0	7-8	0-10-10	3	17	1	2	1	0	36*
vs. [2] Louisville	6-10	0-0	4-5	3-4-7	2	16	0	3	1	1	36*
[4] Ohio State	6-11	0-0	9-12	5-12-17	2	21	2	2	1	0	39*
Delaware	6-9	0-0	6-10	1-10-11	0	18	0	2	3	1	24*
at Temple	5-14	0-0	6-11	5-9-14	2	16	1	2	0	0	33*
Cornell	8-8	0-0	2-5	0-9-9	1	18	1	2	3	0	26*
Elon	9-14	0-0	3-6	8-7-15	3	21	1	2	0	1	28*
Santa Clara	6-10	0-0	10-15	3-10-13	2	22	5	2	1	0	39*
vs. Davidson	4-7	0-0	2-3	0-7-7	4	10	2	6	3	2	33*
Wake Forest	5-8	0-0	3-9	3-9-12	0	13	2	1	1	0	33*
Clemson	3-9	0-0	2-4	2-11-13	1	8	5	6	1	1	36*
at N.C. State	7-10	0-0	1-3	4-7-11	1	15	1	2	2	4	40*
Georgia Tech	7-20	0-0	2-2	5-8-13	1	16	2	5	3	3	40*
at Miami											
Maryland											
at Wake Forest											
at Florida State											
NC State											
at Boston College											
North Carolina											
at Maryland											
at Virginia Tech											
Boston College											
at Virginia											
Miami											
Virginia Tech											
at North Carolina											

\* Indicates Games Started

[ ] AP Ranking

( ) Tournament Seed

### 2012-13

- Leads the ACC and is tied for fifth in the NCAA with 11 double-doubles ... also ranks fifth in the NCAA in rebounding, is tied for 51st in field goal percentage and is tied for 69th in scoring
- Ranks among the ACC leaders in scoring (2nd, 17.4 ppg.), rebounding (1st, 11.5 rpg.), field goal percentage (2nd, .591), blocks (4th, 1.7 bpg.), offensive rebounds (t-3rd, 3.1 orpg.), defensive rebounds (1st, 8.4 drpg.) and minutes (6th, 34.0 mpg.) ... also leads all active players in the ACC with 29 double-doubles for his career
- Recorded his ACC-leading 11th double-double of the season with 16 points and 13 rebounds in a win over Georgia Tech (1/17) ... also collected two assists, three blocks and three steals
- Totaled 15 points on 7-of-10 shooting from the field against N.C. State (1/12) ... also had 11 rebounds, two blocks and four steals in the loss.
- Scored 13 points and pulled down 12 rebounds in a win over Wake Forest (1/5)
- Became the 61st player in Duke history to top the 1,000-point scoring mark in a win over Santa Clara (12/29) ... totaled 22 points and 13 rebounds ... hit 6-of-10 shots from the floor and went 10-of-15 at the free throw line ... also recorded five dunks in the win ... earned his 100th career victory at Duke
- Recorded 21 points and 15 rebounds in a win over Elon (12/20) ... pulled down at least 15 boards for the third time this year, including a career-high eight offensive rebounds
- Totaled 18 points and nine rebounds to help Duke defeat Cornell (12/19) ... turned in an 8-of-8 shooting performance from the floor in the win ... also contributed three blocks
- Had 16 points and 14 rebounds in a neutral site win over Temple (12/8)
- Posted 18 points and 11 rebounds while shooting 6-of-9 (.667) from the floor in a win over Delaware (12/1) ... also registered three blocks in the contest
- Tallied 21 points and 17 rebounds to lead the Blue Devils past No. 4 Ohio State (11/28) ... became Duke's all-time leader in dunks with four jams in the contest ... the 17 boards matched a career-high ... also surpassed the 800-rebound mark for his career, becoming the 17th player in program history to do so
- Named to the Battle 4 Atlantis all-tournament team after guiding Duke to a 76-71 victory over No. 2 Louisville (11/24) in the title game ... scored 16 points on 5-of-9 shooting from the floor
- Collected his second consecutive double-double with 17 points and 10 rebounds in a Battle 4 Atlantis win over VCU (11/23)
- Posted a double-double against Minnesota (11/22) in the Battle 4 Atlantis opener with 20 points and 17 rebounds ... the 17 boards matched a career-best
- Totaled a career-high 28 points with a 9-of-11 field goal shooting performance against Florida Gulf Coast (11/18) ... sank 10-of-11 free throws
- Scored 18 points on 7-of-8 shooting from the field and 4-of-4 shooting from the free throw line in a win over No. 3 Kentucky (11/13) ... completed two three-point plays in the contest ... also recorded three rebounds, three assists, two blocks and a steal
- Recorded 19 points and 14 rebounds in the season opener against Georgia State (11/9)

### Career Highs

Points	28 vs. Florida Gulf Coast, 11/18/12
Rebounds	17, 3x, last vs. Ohio State, 11/28/12
Assists	6 vs. Belmont, 11/11/11
Steals	5 vs. Michigan State, 12/1/10
Blocks	6 vs. N.C. State, 11/22/10
FG Made	12 vs. Marquette, 11/22/10
3FG Made	1, 2x, last vs. Georgia Tech, 2/4/10
FT Made	10, 2x, last vs. Santa Clara, 12/29/12
Minutes	40 at NC State, 1/12/13

### Miscellaneous

	2012-13	Career
Double-figure points	16	49
Double-figure rebounds	12	42
Double-doubles	11	29
3 or more assists	4	19
3 or more steals	2	6
2 or more blocked shots	8	45
Charges Drawn	0	4
Dunks	40	170
Three-point plays	6	20

### Career Statistics

SEASON	GP-GS	MP	FG-FGA	PCT.	3PT-A	PCT.	FT-FTA	PCT.	REB.	AVG.	PF-DQ	AS	TO	BS	ST	TP	AVG.
2009-10	34-1	480	49-106	.462	2-8	.250	25-46	.543	105	3.1	73-1	30	32	30	18	125	3.7
2010-11	37-32	949	112-189	.593	0-2	.000	41-93	.441	309	8.4	96-5	58	71	62	33	265	7.2
2011-12	34-31	964	143-250	.572	0-0	.000	93-176	.528	312	9.2	86-1	55	74	55	26	379	11.1
2012-13	17-17	578	107-181	.591	0-0	.000	82-125	.656	195	11.5	34-1	32	49	29	16	296	17.4
<b>Total</b>	<b>122-81</b>	<b>2971</b>	<b>411-726</b>	<b>.566</b>	<b>2-10</b>	<b>.200</b>	<b>241-440</b>	<b>.548</b>	<b>921</b>	<b>7.5</b>	<b>289-8</b>	<b>175</b>	<b>226</b>	<b>176</b>	<b>93</b>	<b>1,065</b>	<b>8.7</b>





# 14

## Rasheed Sulaimon

**G • 6-4 • 185 • FR-HS**  
**Houston, Texas (Strake Jesuit College Prep)**

### Game-by-Game Statistics

2012-13

Opponent	FG	3FG	FT	O-D-R	PF	Pts	A	TO	B	S	MIN
Georgia State	2-5	2-3	0-0	0-4-4	3	6	4	1	0	0	30*
vs. [3] Kentucky	3-14	3-7	1-2	2-4-6	1	10	5	0	0	0	33*
Florida Gulf Coast	5-12	3-8	6-6	0-3-3	2	19	2	3	0	1	33*
vs. Minnesota	4-7	1-1	2-3	0-2-2	3	11	1	2	0	1	28*
vs. VCU	4-12	2-5	2-2	2-5-7	1	12	0	0	0	1	34*
vs. [2] Louisville	6-13	1-6	1-2	2-2-4	2	14	0	3	1	3	34*
[4] Ohio State	7-12	2-4	1-2	0-4-4	2	17	0	1	0	0	31*
Delaware	6-12	1-4	1-1	1-3-4	3	14	6	2	0	0	33*
at Temple	2-6	1-2	3-3	0-2-2	1	8	7	0	0	1	30*
Cornell	6-10	0-3	4-4	0-0-0	2	16	2	3	0	3	26*
Elon	5-10	3-4	0-0	0-2-2	1	13	4	2	0	1	26*
Santa Clara	2-8	0-2	2-5	1-0-1	2	6	2	1	0	2	29*
vs. Davidson	1-6	0-1	6-6	0-7-7	1	8	0	1	1	0	31*
Wake Forest	5-11	2-4	0-0	0-3-3	2	12	0	0	0	2	25*
Clemson	1-5	0-2	0-2	1-6-7	4	2	1	1	0	0	24*
at N.C. State	0-10	0-3	4-4	0-0-0	2	4	0	0	0	0	27*
Georgia Tech	5-8	3-4	2-4	1-4-5	3	15	1	1	0	0	27
at Miami											
Maryland											
at Wake Forest											
at Florida State											
NC State											
at Boston College											
North Carolina											
at Maryland											
at Virginia Tech											
Boston College											
at Virginia											
Miami											
Virginia Tech											
at North Carolina											

\* Indicates Games Started

[ ] AP Ranking

( ) Tournament Seed

#### 2012-13

- Matched a career high with three treys in a win over Georgia Tech (1/17) ... shot 5-of-8 from the floor and 3-of-4 from three-point range to finish with 15 points
- Matched a career high with seven rebounds against Clemson (1/8)
- Scored in double figures for the 10th time this season to lead Duke past Wake Forest (1/5) ... shot 5-of-11 from the floor and 2-of-4 from three-point range
- Finished with eight points and seven rebounds in a win over Davidson (1/2)
- Turned in his third game of the season with at least three treys in a win over Elon (12/20) ... finished with 13 points, two rebounds, four assists and a steal
- Notched 16 points on 6-of-10 shooting from the field and 4-of-4 shooting at the free throw line against Cornell (12/19)
- Dished a season-high seven assists in a win over Temple (12/8) ... also scored eight points and pulled down two rebounds
- Tallied double-figuring scoring for the seventh consecutive game with a 14-point performance against Delaware (12/1) ... also registered four rebounds and six assists in the win
- Recorded all 17 of his points in the second half to propel Duke to a 73-68 victory over No. 4 Ohio State (11/28) ... shot 7-of-10 from the floor in the second half, with the seven field goals marking a career-high ... tallied double-figure scoring for the sixth consecutive game
- Scored 14 points to help Duke capture the Battle 4 Atlantis title with a win over No. 2 Louisville (11/24) ... finished the night with 14 points, four rebounds, three steals and one block
- Pulled down a season-high seven rebounds to go with 12 points in a win over VCU (11/23) ... also played a season-high 34 minutes in the contest
- Totaled 11 points on 4-of-7 shooting from the field against Minnesota (11/22) in the Battle 4 Atlantis opener
- Scored a season-best 19 points against Florida Gulf Coast (11/18) ... sank three treys and went 6-of-6 at the free throw line ... drew three charges in the contest
- Posted the first double-figure scoring effort of his career in a win over No. 3 Kentucky (11/13), registering 10 points, a team-high six rebounds and five assists (zero turnovers) in 33 minutes of action ... sank three treys and drew a charge in the second half of play to spark the Blue Devils
- Earned a start in his collegiate debut against Georgia State (11/9), scoring six points on 2-of-3 shooting from three-point range ... also pulled down four rebounds and tallied four assists ... became the ninth freshman guard to start a season opener under Coach K

#### Career Highs

Points	19 vs. Florida Gulf Coast, 11/18/12
Rebounds	7, 3x, last vs. Clemson, 1/8/13
Assists	7 vs. Temple, 12/9/12
Steals	3, 2x, last vs. Cornell, 12/19/12
Blocks	1, 2x, last vs. Davidson, 1/2/13
FG Made	7 vs. Ohio State, 11/28/12
3FG Made	3, 4x, last vs. Georgia Tech, 1/17/13
FT Made	6, 2x, last vs. Davidson, 1/2/13
Minutes	34, 2x, last vs. Louisville, 11/24/12

#### Miscellaneous

	2012-13	Career
Double-figure points	11	11
20-pt games	0	0
3 or more 3pt Field Goals	4	4
5 or more rebounds	5	5
3 or more assists	5	5
Charges Drawn	6	6
Dunks	4	4
Three-point plays	5	5

#### Career Statistics

SEASON	GP-GS	MP	FG-FGA	PCT.	3PT-A	PCT.	FT-FTA	PCT.	REB.	AVG.	PF-DQ	AS	TO	BS	ST	TP	AVG.
2012-13	17-16	501	64-161	.398	24-63	.381	35-46	.761	61	3.6	35-0	35	21	2	15	187	11.0
<b>Total</b>	<b>17-16</b>	<b>501</b>	<b>64-161</b>	<b>.398</b>	<b>24-63</b>	<b>.381</b>	<b>35-46</b>	<b>.761</b>	<b>61</b>	<b>3.6</b>	<b>35-0</b>	<b>35</b>	<b>21</b>	<b>2</b>	<b>15</b>	<b>187</b>	<b>11.0</b>



# 3 Tyler Thornton

**G • 6-1 • 190 • JR-2L**  
**Washington, D.C. (Gonzaga)**  
**Major: Psychology**

## Game-by-Game Statistics

2012-13

Opponent	FG	3FG	FT	O-D-R	PF	Pts	A	TO	B	S	MIN
Georgia State	4-7	3-6	2-2	0-4-4	2	13	3	4	0	2	30*
vs. [3] Kentucky	0-1	0-1	2-2	0-3-3	1	2	2	1	0	1	20*
Florida Gulf Coast	1-5	1-5	0-0	0-1-1	0	3	4	3	0	2	24
vs. Minnesota	0-0	0-0	0-0	0-0-0	4	0	1	3	0	3	22
vs. VCU	1-2	1-2	0-0	0-0-0	4	3	1	1	0	2	14
vs. [2] Louisville	1-2	1-1	0-0	0-3-3	3	3	3	1	0	2	17
[4] Ohio State	0-0	0-0	0-1	1-1-2	4	0	1	0	1	1	17
Delaware	1-4	1-4	0-0	1-5-6	4	3	10	3	0	3	33*
at Temple	1-2	1-2	0-0	1-2-3	3	3	2	0	0	2	18
Cornell	0-4	0-4	0-0	0-4-4	2	0	5	0	0	2	22
Elon	3-4	2-3	0-0	0-2-2	1	8	4	1	0	2	27
Santa Clara	1-2	1-2	0-2	0-1-1	5	3	1	2	0	0	19
vs. Davidson	2-5	2-3	4-4	0-2-2	0	10	1	0	0	0	23
Wake Forest	1-3	1-2	0-0	0-1-1	2	3	0	0	0	2	20
Clemson	1-2	1-2	0-0	0-2-2	2	3	1	3	0	0	23
at N.C. State	0-1	0-1	0-0	1-2-3	5	0	1	0	0	2	19
Georgia Tech	0-3	0-3	3-5	1-2-3	1	3	2	0	0	1	14*
at Miami											
Maryland											
at Wake Forest											
at Florida State											
NC State											
at Boston College											
North Carolina											
at Maryland											
at Virginia Tech											
Boston College											
at Virginia											
Miami											
Virginia Tech											
at North Carolina											

\* Indicates Games Started

[ ] AP Ranking

( ) Tournament Seed

### 2012-13

- Tied for sixth in the ACC with 1.6 steals per game ... has had two or more steals 11 times overall
- Turned in his second double-figure scoring performance of the season and fifth of his career in a win over Davidson (1/2) ... scored 10 points while playing 24 turnover-free minutes ... hit 2-of-3 attempts from three-point range
- Scored eight points and registered four assists to help Duke defeat Elon (12/20) ... shot 3-of-4 from the floor and 2-of-3 from three-point range in the win ... extended his turnover-free streak to 64:39 over a three-game span before committing a turnover with 5:45 remaining in the second half
- Played 18 turnover-free minutes against Temple (12/8) ... contributed two assists and three points in the win
- Earned his third start of the season in an 88-50 victory over Delaware (12/1) ... recorded three points and a career-high 10 assists in the contest ... became the first Blue Devil since Nolan Smith (3/13/11) to register 10 or more assists in a game
- Dished three assists and snatched two steals to help Duke defeat No. 2 Louisville (11/24) for the Battle 4 Atlantis title ... also pulled down one rebound and hit one trey in the win
- Grabbed three or more steals for the first time this season and sixth time in his career in a win over Minnesota (11/22) in the Battle 4 Atlantis opener
- Collected three points, four assists and a rebound against Florida Gulf Coast (11/18)
- Drew a charge for the second consecutive game in a win over No. 3 Kentucky (11/13) ... had two points, three rebounds, two assists and a steal against the Wildcats
- Matched a career high with 13 points against Georgia State (11/9) ... added four rebounds, three assists and two steals in the win ... went 3-of-6 from three-point range versus the Panthers

### Career Highs

Points	13, 2x, last vs. Georgia State, 11/9/12
Rebounds	7 vs. Lehigh, 3/16/12
Assists	10 vs. Delaware, 12/1/12
Steals	4 vs. Maryland, 1/9/11
Blocked Shots	1, 2x, last vs. Ohio State, 11/28/12
FG Made	5 vs. Virginia Tech, 3/9/12
3FG Made	4 vs. Western Michigan, 12/30/11
FT Made	6 vs. Miami, 2/13/11
Minutes	38 vs. Virginia Tech, 2/25/12

Miscellaneous	2012-13	Career
Double-figure points	2	5
3 or more assists	6	21
3 or more steals	2	7
Charges Drawn	4	18
Three-point plays	0	2

### Career Statistics

SEASON	GP-GS	MP	FG-FGA	PCT.	3PT-A	PCT.	FT-FTA	PCT.	REB.	AVG.	PF-DQ	AS	TO	BS	ST	TP	AVG.
2010-11	34-3	337	13-29	.448	4-15	.267	26-31	.839	22	0.6	53-2	33	22	1	16	56	1.6
2011-12	34-19	717	39-103	.379	27-77	.351	33-44	.750	63	1.8	95-4	69	34	0	31	138	4.1
2012-13	17-4	362	17-47	.362	15-41	.366	11-16	.688	40	2.4	43-2	42	22	1	27	60	3.5
<b>Total</b>	<b>85-26</b>	<b>1416</b>	<b>69-179</b>	<b>.385</b>	<b>46-133</b>	<b>.346</b>	<b>70-91</b>	<b>.769</b>	<b>125</b>	<b>1.5</b>	<b>191-8</b>	<b>144</b>	<b>78</b>	<b>2</b>	<b>74</b>	<b>254</b>	<b>3.0</b>



# 52 Todd Zafirovski

**F • 6-9 • 245 • SR-3L**  
**Lake Forest, Ill. (Lake Forest Academy)**  
**Major: Psychology**  
**Certificate: Markets and Management Studies**

## Game-by-Game Statistics

2012-13

Opponent	FG	3FG	FT	O-D-R	PF	Pts	A	TO	B	S	MIN
Georgia State					DNP						
vs. [3] Kentucky					DNP						
Florida Gulf Coast					DNP						
vs. Minnesota					DNP						
vs. VCU					DNP						
vs. [2] Louisville					DNP						
[4] Ohio State					DNP						
Delaware	1-2	0-0	0-2	1-0-1	2	2	0	0	1	0	6
at Temple					DNP						
Cornell	1-1	0-0	1-2	0-1-1	0	3	0	0	0	0	4
Elon	0-0	0-0	0-0	0-0-0	0	0	0	0	0	0	1
Santa Clara					DNP						
vs. Davidson					DNP						
Wake Forest					DNP						
Clemson	0-0	0-0	0-0	0-0-0	0	0	0	0	0	1	1
at N.C. State					DNP						
Georgia Tech					DNP						
at Miami											
Maryland											
at Wake Forest											
at Florida State											
NC State											
at Boston College											
North Carolina											
at Maryland											
at Virginia Tech											
Boston College											
at Virginia											
Miami											
Virginia Tech											
at North Carolina											

\* Indicates Games Started  
 [ ] AP Ranking  
 ( ) Tournament Seed

### 2012-13

- Nabbed the first steal of his career against Clemson (1/8)
- Recorded a career-high three points in a win over Cornell (12/19) ... hit his first career free throw in the contest ... also pulled down a rebound while seeing four minutes of action
- Scored the first points of his career against Delaware (12/1), dropping in a layup off a pass from Tyler Thornton ... came off the bench to play a career-high five-plus minutes ... notched his second career block in the win

### Career Highs

Points	3 vs. Cornell, 12/19/12
Rebounds	1, 4x, last vs. Cornell, 12/19/12
Assists	1 vs. Boston College, 2/19/12
Steals	1 vs. Clemson, 1/8/13
Blocked Shots	1, 2x, vs. Delaware, 12/1/12
FG Made	1, 2x, last vs. Cornell, 12/19/12
FT Made	1 vs. Cornell, 12/19/12

Miscellaneous	2012-13	Career
Double-figure points	0	0
Charges Drawn	0	0
Dunks	0	0
Three-point plays	0	0

### Career Statistics

SEASON	GP-GS	MP	FG-FGA	PCT.	3PT-A	PCT.	FT-FTA	PCT.	REB.	AVG.	PF-DQ	AS	TO	BS	ST	TP	AVG.
2009-10	0-0	0	0-0	.000	0-0	.000	0-0	.000	0	0.0	0-0	0	0	0	0	0	0.0
2010-11	5-0	11	0-1	.000	0-0	.000	0-0	.000	0	0.0	1-0	0	0	0	0	0	0.0
2011-12	5-0	10	0-2	.000	0-0	.000	0-0	.000	2	0.4	1-0	1	1	1	0	0	0.0
2012-13	4-0	12	2-3	.667	0-0	.000	1-4	.250	2	0.5	2-0	0	0	1	1	5	1.3
<b>Total</b>	<b>14-0</b>	<b>33</b>	<b>2-6</b>	<b>.300</b>	<b>0-0</b>	<b>.000</b>	<b>1-4</b>	<b>.250</b>	<b>4</b>	<b>0.3</b>	<b>4-0</b>	<b>1</b>	<b>1</b>	<b>2</b>	<b>1</b>	<b>5</b>	<b>0.4</b>

**The Automated ScoreBook**  
**Duke Combined Team Statistics (as of Jan 17, 2013)**  
**All games**

<b>RECORD:</b>	<b>OVERALL</b>	<b>HOME</b>	<b>AWAY</b>	<b>NEUTRAL</b>
ALL GAMES	16-1	10-0	0-1	6-0
CONFERENCE	3-1	3-0	0-1	0-0
NON-CONFERENCE	13-0	7-0	0-0	6-0

##	Player	gp-gs	min	Total		3-Point		F-Throw		Rebounds				pf	dq	a	to	blk	stl	pts	avg			
				fg-fga	fg%	3fg-fga	3fg%	ft-fta	ft%	off	def	tot	avg											
05	Mason Plumlee	17-17	578	34.0	107-181	.591	0-0	.000	82-125	.656	52	143	195	11.5	34	1	32	49	29	16	296	17.4		
30	Seth Curry	16-16	487	30.4	89-186	.478	42-92	.457	50-61	.820	7	25	32	2.0	27	0	20	24	4	9	270	16.9		
34	Ryan Kelly	15-15	424	28.3	65-138	.471	25-48	.521	46-58	.793	30	51	81	5.4	33	3	22	12	25	11	201	13.4		
02	Quinn Cook	17-15	569	33.5	71-162	.438	24-59	.407	29-34	.853	7	58	65	3.8	45	1	104	39	3	32	195	11.5		
14	Rasheed Sulaimon	17-16	501	29.5	64-161	.398	24-63	.381	35-46	.761	10	51	61	3.6	35	0	35	21	2	15	187	11.0		
21	Amile Jefferson	16-0	163	10.2	25-46	.543	0-0	.000	9-17	.529	21	20	41	2.6	22	1	3	9	7	7	59	3.7		
03	Tyler Thornton	17-4	362	21.3	17-47	.362	15-41	.366	11-16	.688	5	35	40	2.4	43	2	42	22	1	27	60	3.5		
12	Alex Murphy	15-0	83	5.5	13-27	.481	3-11	.273	1-3	.333	3	14	17	1.1	6	0	0	5	3	2	30	2.0		
15	Josh Hairston	17-2	205	12.1	14-35	.400	0-1	.000	5-9	.556	16	21	37	2.2	37	2	5	8	2	3	33	1.9		
52	Todd Zafirovski	4-0	12	3.0	2-3	.667	0-0	.000	1-4	.250	1	1	2	0.5	2	0	0	0	1	1	5	1.3		
40	Marshall Plumlee	6-0	16	2.7	1-3	.333	0-0	.000	0-4	.000	1	1	2	0.3	2	0	0	1	2	0	2	0.3		
Team											21	24	45											
Total.....		17	3400	468-989		.473	133-315	.422	269-377	.714	174	444	618	36.4	286	10	263	192	79	123	1338	78.7		
Opponents.....		17	3400	387-1004		.385	80-268	.299	192-270	.711	212	397	609	35.8	327	6	145	261	49	87	1046	61.5		

<b>TEAM STATISTICS</b>	<b>DU</b>	<b>OPP</b>	<b>Date</b>	<b>Opponent</b>	<b>Score</b>	<b>Att.</b>
SCORING	1338	1046	11/09/12	GEORGIA STATE	w 74-55	9314
Points per game	78.7	61.5	11/13/12	vs Kentucky	w 75-68	22847
Scoring margin	+17.2	-	11/18/12	FLORIDA GULF COAST	w 88-67	9314
FIELD GOALS-ATT	468-989	387-1004	11/22/12	vs Minnesota	w 89-71	3511
Field goal pct	.473	.385	11/23/12	vs VCU	w 67-58	3474
3 POINT FG-ATT	133-315	80-268	11/24/12	vs Louisville	w 76-71	3511
3-point FG pct	.422	.299	11/28/12	OHIO STATE	w 73-68	9314
3-pt FG made per game	7.8	4.7	12/01/12	DELAWARE	w 88-50	9314
FREE THROWS-ATT	269-377	192-270	12/08/12	vs Temple	w 90-67	12157
Free throw pct	.714	.711	12/19/12	CORNELL	w 88-47	9314
F-Throws made per game	15.8	11.3	12/20/12	ELON	w 76-54	9314
REBOUNDS	618	609	12/29/12	SANTA CLARA	w 90-77	9314
Rebounds per game	36.4	35.8	01/02/13	vs Davidson	w 67-50	13607
Rebounding margin	+0.5	-	* 01/05/13	WAKE FOREST	w 80-62	9314
ASSISTS	263	145	* 01/08/13	CLEMSON	w 68-40	9314
Assists per game	15.5	8.5	* 01/12/13	at NC State	L 76-84	19557
TURNOVERS	192	261	* 01/17/13	GEORGIA TECH	w 73-57	9314
Turnovers per game	11.3	15.4				
Turnover margin	+4.1	-	* = Conference game			
Assist/turnover ratio	1.4	0.6				
STEALS	123	87				
Steals per game	7.2	5.1				
BLOCKS	79	49				
Blocks per game	4.6	2.9				
ATTENDANCE	93140	78664				
Home games-Avg/Game	10-9314	1-19557				
Neutral site-Avg/Game	-	6-9851				

<b>Score by Periods</b>	<b>1st</b>	<b>2nd</b>	<b>Totals</b>
Duke	608	730	1338
Opponents	485	561	1046



**The Automated ScoreBook**  
**Duke Combined Team Statistics (as of Jan 17, 2013)**  
**Conference games**

<b>RECORD:</b>	<b>OVERALL</b>	<b>HOME</b>	<b>AWAY</b>	<b>NEUTRAL</b>
ALL GAMES	3-1	3-0	0-1	0-0
CONFERENCE	3-1	3-0	0-1	0-0
NON-CONFERENCE	0-0	0-0	0-0	0-0

##	Player	gp-gs	min	avg	Total		3-Point		F-Throw		Rebounds				pf	dq	a	to	blk	stl	pts	avg
					fg-fga	fg%	3fg-fga	3fg%	ft-fta	ft%	off	def	tot	avg								
30	Seth Curry	4-4	125	31.3	26-55	.473	16-28	.571	8-10	.800	3	8	11	2.8	5	0	7	9	1	0	76	19.0
34	Ryan Kelly	2-2	37	18.5	10-18	.556	7-9	.778	7-8	.875	6	4	10	5.0	5	1	1	1	1	1	34	17.0
05	Mason Plumlee	4-4	149	37.2	22-47	.468	0-0	.000	8-18	.444	14	35	49	12.3	3	0	10	14	7	8	52	13.0
02	Quinn Cook	4-4	150	37.5	21-52	.404	5-20	.250	4-4	1.000	2	12	14	3.5	11	1	31	8	1	8	51	12.8
14	Rasheed Sulaimon	4-3	103	25.8	11-34	.324	5-13	.385	6-10	.600	2	13	15	3.8	11	0	2	2	0	2	33	8.3
21	Amile Jefferson	4-0	53	13.3	10-17	.588	0-0	.000	1-2	.500	10	9	19	4.8	11	1	0	1	3	3	21	5.3
15	Josh Hairston	4-2	70	17.5	5-11	.455	0-0	.000	1-2	.500	5	3	8	2.0	7	0	2	3	0	2	11	2.8
03	Tyler Thornton	4-1	76	19.0	2-9	.222	2-8	.250	3-5	.600	2	7	9	2.3	10	1	4	3	0	5	9	2.3
12	Alex Murphy	4-0	23	5.8	4-6	.667	0-2	.000	0-1	.000	1	1	2	0.5	1	0	0	1	0	0	8	2.0
40	Marshall Plumlee	4-0	13	3.3	1-2	.500	0-0	.000	0-4	.000	0	0	0	0.0	2	0	0	1	1	0	2	0.5
52	Todd Zafirovski	1-0	1	1.0	0-0	.000	0-0	.000	0-0	.000	0	0	0	0.0	0	0	0	0	0	1	0	0.0
Team											6	9	15					1				
Total.....		4	800		112-251	.446	35-80	.438	38-64	.594	51	101	152	38.0	66	4	57	44	14	30	297	74.2
Opponents.....		4	800		90-226	.398	13-46	.283	50-73	.685	49	102	151	37.8	69	2	31	64	13	20	243	60.8

<b>TEAM STATISTICS</b>	<b>DU</b>	<b>OPP</b>	<b>Date</b>	<b>Opponent</b>	<b>Score</b>	<b>Att.</b>
SCORING	297	243	* 01/05/13	WAKE FOREST	w 80-62	9314
Points per game	74.2	60.8	* 01/08/13	CLEMSON	w 68-40	9314
Scoring margin	+13.5	-	* 01/12/13	at NC State	L 76-84	19557
FIELD GOALS-ATT	112-251	90-226	* 01/17/13	GEORGIA TECH	w 73-57	9314
Field goal pct	.446	.398	* = Conference game			
3 POINT FG-ATT	35-80	13-46				
3-point FG pct	.438	.283				
3-pt FG made per game	8.8	3.3				
FREE THROWS-ATT	38-64	50-73				
Free throw pct	.594	.685				
F-Throws made per game	9.5	12.5				
REBOUNDS	152	151				
Rebounds per game	38.0	37.8				
Rebounding margin	+0.3	-				
ASSISTS	57	31				
Assists per game	14.3	7.8				
TURNOVERS	44	64				
Turnovers per game	11.0	16.0				
Turnover margin	+5.0	-				
Assist/turnover ratio	1.3	0.5				
STEALS	30	20				
Steals per game	7.5	5.0				
BLOCKS	14	13				
Blocks per game	3.5	3.3				
ATTENDANCE	27942	19557				
Home games-Avg/Game	3-9314	1-19557				
Neutral site-Avg/Game	-	0-0				

<b>Score by Periods</b>	<b>1st</b>	<b>2nd</b>	<b>Totals</b>
Duke	132	165	297
Opponents	109	134	243