



CONTACT: Amy (Woodruff) LaBrie, Associate Communications Director
 O: (305) 284-3241 | C: (813) 410-1194
 A.Woodruff@miami.edu | @CanesHoops

2014-15 SCHEDULE

DATE	OPPONENT	TV	TIME/SCORE
Nov. 6	Eckerd College (exh.)	HurricaneSports.com	W, 74-58
Nov. 14	[RV] Howard	ESPN3	W, 84-49
Nov. 17	[RV] at No. 8/7 Florida	ESPNU	W, 69-67
Nov. 20	[-/RV] vs. Drexel &	ESPNU	W, 66-46
Nov. 21	[-/RV] vs. Akron &	ESPNU	W, 79-51
Nov. 23	[-/RV] vs. Charlotte &	ESPN2	W, 77-58
Nov. 25	[17/20] at Charlotte &	FSN	W, 77-74
Nov. 28	[17/20] South Alabama	ESPN3	W, 87-75
Dec. 2	[15] No. 24/25 Illinois!	ESPN2	W, 70-61
Dec. 6	[15] Green Bay	ESPN3	L, 55-68
Dec. 8	[20/21] Savannah State	ESPN3	W, 70-39
Dec. 19	[18/19] Eastern Kentucky	ESPN3	L, 44-72
Dec. 22	[RV/RV] vs. Providence ^	FOX Sports 1	L, 76-62
Dec. 30	College of Charleston	ESPN3	W, 67-40
Jan. 3	No. 3 Virginia *	ESPN2 L, 80-89 (20T)	
Jan. 10	Boston College *	RSN	W, 60-56
Jan. 13	at No. 4 Duke *	ESPN2	W, 90-74
Jan. 17	at No. 12 Notre Dame *	ESPN2	L, 70-75
Jan. 22	[RV/RV] -/RV NC State *	ACCN	W, 65-60
Jan. 24	[RV/RV] at Syracuse *	ESPN2	W, 66-62
Jan. 28	[23] Georgia Tech *	RSN	L, 50-70
Feb. 1	[23] at Florida State *	ESPNU	L, 54-55
Feb. 3	No. 9/8 Louisville *	ACCN	L, 55-63
Feb. 8	Clemson *	ESPNU	W, 56-45
Feb. 11	at Wake Forest *	RSN	L, 70-72
Feb. 15	at Boston College *	ESPNU	W, 89-86 (20T)
Feb. 18	Virginia Tech *	RSN	W, 76-52
Feb. 21	at No. 12 Louisville *	ESPN	L, 53-55
Feb. 25	Florida State *	RSN	W, 81-77
Feb. 28	No. 15/18 North Carolina *	CBS	L, 64-73
March 4	at Pittsburgh *	RSN	W, 67-63
March 7	at Virginia Tech *	RSN	Noon

ACC Tournament, Greensboro (N.C.) Coliseum

- March 10 First Round
- March 11 Second Round
- March 12 Quarterfinals
- March 13 Semifinals
- March 14 Finals

All home games are played at the BankUnited Center
 Game times are ET and subject to change
 [] Miami's/USA TODAY Ranking * ACC game
 ! ACC/Big Ten Challenge Presented by DICK'S Sporting Goods & Gildan Charleston Classic, S.C.
 ^ Brooklyn Hoops Holiday Invitational, Bardays Center, N.Y.
 ACCN - ACC Network RSN - Regional Sports Network
 All conference games on an ESPN network will also be available on WatchESPN.
 All conference games carried on ACCN or RSN will also be available on ESPN3.
 All games can be heard on WQAM 560 and Canes All Access on HurricaneSports.com

SOCIAL MEDIA

Website: HurricaneSports.com
 Twitter, Instagram, Facebook: @CanesHoops

MIAMI MEDIA GUIDE

Miami is not printing media guides again this season. The Canes' stats, notes and almanac are online at: <http://go.can.es/mbbnotes>.



MIAMI

HURRICANES
 (19-11, 9-8)

LEADERS

Points per Game

Sheldon McClellan, 15.1
 Angel Rodriguez, 12.3

Rebounds per Game

Tonye Jekiri, 10.5

Assists per Game

Angel Rodriguez, 4.2

VIRGINIA TECH

HOKIES
 (10-20, 2-15)

LEADERS

Points per Game

Adam Smith, 14.1
 Justin Bibbs, 11.8

Rebounds per Game

Ahmed Hill, 3.6

Assists per Game

Devin Wilson, 4.3

SETTING THE SCENE

March 7, 2015 | Noon
 Cassell Coliseum | Blacksburg, Va.

TV: RSN
 Radio: 560 WQAM
 Web: ESPN3

After leading Miami to the 2013 NCAA Sweet 16 and winning the school's first ACC regular season and tournament championships, **Jim Larrañaga** was honored as the AP, Naismith, USBWA Henry Iba, Adolph Rupp Cup and ACC Coach of the Year. The Bronx, N.Y., native helped Miami to a No. 2 national ranking by both the AP and USA TODAY, and a No. 2 seed in the NCAA Tournament.



THE GAME

Miami wraps up the 2015 ACC regular season on Saturday, March 7 against Virginia Tech at Noon in Blacksburg, Va.

THE SERIES

Miami is 15-12 in the all-time series against Virginia Tech, which dates back to the 2000-01 season. The Canes are 8-4 at home against the Hokies, 5-6 on the road and 2-2 at neutral sites. Miami won the last two matchups against Virginia Tech, defeating the Hokies, 57-53, on March 12, 2014 at the ACC Tournament, then 76-52 on Feb. 18, 2015 in Coral Gables, Fla.

THE BROADCASTS

Catch the game on RSN with Tom Werme and Cory Alexander making the call. Affiliates: FOX Sports Carolinas, FOX Sports South, SUN Sports, Comcast SportsNet Mid-Atlantic, New England Sports Network Plus, YES Network, FOX Sports IndianaDelay Broadcast, FOX Sports MidwestDelay Broadcast, FOX Sports Southwest Plus, ESPN3 (Subject to Blackout), FOX Sports Detroit, ROOT Sports Pittsburgh, SportsTime Ohio, ROOT Sports Rocky Mtn.
 Also check out the game on 560 WQAM Radio with Joe Zagacki, the Voice of the Hurricanes.

THE COACH

Head coach Jim Larrañaga has a 555-381 overall record in his 31st season as a head coach. He is 85-47 in his fourth season at the University of Miami, with a 40-29 mark in ACC play.

THE POLLS (as of March 5)

AP: Miami - NR; Virginia Tech - NR
 KenPom.com: Miami - 62; Virginia Tech - 177

USA TODAY: Miami - NR; Virginia Tech - NR
 NCAA RPI: Miami - 71; Virginia Tech - 226

THE WEATHER

Projected temperatures on game day: Coral Gables - 82/70; Blacksburg, Va. - 47/29.

THE NOTE

Sophomore guard Davon Reed was named to the All-ACC Academic Men's Basketball Team, announced by the league on Thursday, March 5.

2014-15 ROSTER

NAME	POS.	HT.	WT.	YR.	HOMETOWN PREVIOUS SCHOOL (S)
0 Ja'Quan Newton	G	6-2	185	Fr.	Philadelphia, Pa. / Neumann-Goretti HS Career marks at ND: 16 points, 5 assists, 2 rebounds ... All-time leading scorer (1,972 p) in Philadelphia Catholic School League.
1 Deandre Burnett	G	6-2	195	RFr.	Miami, Fla. / Massanutten Military (Va.) / Carol City HS 13 pts off the bench at BC ... 20.0 ppg, 5.5 rpg in two games vs. Illinois and Green Bay ... Third in nation in scoring as HS senior (37 ppg).
2 Joe Thomas	F	6-7	245	Gr.	Miami, Fla. / Niagara / Dr. Krop HS Grabbed career-best 13 rebounds vs. Green Bay ... Played HS ball with Angel Rodriguez ... Only senior or graduate on the team.
5 Davon Reed	G	6-6	208	So.	Ewing, N.J. / Princeton Day School (N.J.) Started 7-7 FG and 3-3 3FG at Pitt ... 18p, 8r vs. FSU Feb. 25 ... 19p, 6r, 3a, 1s at BC ... Notched 19p, 5r, 2s against Louisville (Feb. 3).
10 Sheldon McClellan	G	6-5	205	RJr.	Houston, Texas / Texas / Bellaire 24 of last 27 games with 10+ pts ... 17.8 ppg, 2.5 apg in last 8 games ... 24p, 4r, 3a at BC ... Gained 60 lbs on bench since arrival at UM.
11 Mike Fernandez	G	6-1	190	So.	Coral Gables, Fla. / Belen Jesuit Walk-on ... Scored first collegiate points (2) Nov. 14 against Howard ... All-Dade County honorable mention two seasons.
12 James Palmer	G	6-5	200	Fr.	Washington, D.C. / St. John's College HS 8p, 3r, 3a vs. VT ... Team-best 68% FG in Spain ... Can play positions 1-4 ... No. 1 player in D.C. region by ESPN.
13 Angel Rodriguez	G	5-11	180	RJr.	Cupey, P.R. / Kansas State / Dr. Krop HS 25pts, 5a, 3s vs. Florida State ... Injured R wrist 2/25/15 ... Avg. 24.3 ppg, 5.0g, 3.0 spg in 3 games against Top 8 teams (UF, UVa., Duke).
20 Manu Lecomte	G	5-11	170	So.	Brussels, Belgium / Athene des Pagodes 23 pts at No. 4 Duke, 10-11 FT ... Multiple 3-pointers in 13 games ... FIBA U20 Division B 2014 All-Tournament Team for Belgium.
22 Omar Sherman	F	6-8	260	Fr.	Duncanville, Texas / Duncanville HS 4+ rebounds in eight games ... Hit a 3-pointer in 14 games ... Smooth-shooting lefty ... Dropped 20 lbs since June arrival at UM.
23 Tonye Jekiri	C	7-0	244	Jr.	Hialeah, Fla. / Champagnat Catholic / Port Harcourt, Nigeria Leads ACC with 11.4 rpg ... 15+ reb in 4 of last 8 games ... 10p, 10r at Duke ... 13p, 15r at SYR ... Only returner from 2013 ACC Championship.
33 Ivan Cruz Uceda	F	6-10	237	Jr.	Madrid, Spain / Harcum College (Pa.) Trio of 3s vs. Clemson and UNC ... Avg. 14.6 ppg, 9.6 rpg and 2.0 assists in JuCo - set school records for reb in a game (29) and career (635).
35 Chris Stowell	F	6-7	190	Fr.	Exeter, N.H. / Tilton School (N.H.) / Exeter HS Walk-on ... Post grad year at Tilton School ... Can communicate in five languages: English, Spanish, Italian, Russian, Chinese & Hebrew.

REDSHIRT (Will sit 2014-15 season after transferring from Oklahoma State)

21 Kamari Murphy*	F	6-9	216	Jr.	Brooklyn, N.Y. / Oklahoma State / IMG / Lincoln HS Led OSU in total rebounds and blocks as a sophomore ... Averaged 6.1 ppg and 6.3 rpg in 25.9 mpg during sophomore campaign.
--------------------------	----------	------------	------------	------------	--

LARRAÑAGA BY THE NUMBERS

5 - Coach Jim Larrañaga is one of five ACC coaches with a Final Four appearance to his credit. In 2006, Larrañaga became the first coach at a mid-major school to take his team to the NCAA Final Four in 27 years.

7 - Larrañaga is no stranger to the ACC. In his seven seasons as an assistant coach at Virginia, the Cavaliers participated in the NCAA Final Four in 1981 and 1984, won three ACC Championships and finished in the Top 5 of the rankings.

14 - Larrañaga has made 14 postseason appearances in the past 24 years, including six NCAA tournaments.

31 - Larrañaga is in his 31st year as a head coach and has successfully transitioned three institutions into successful programs: Miami, Bowling Green and George Mason.

500 - Coach L is one of five ACC coaches with 500 or more wins.

LARRAÑAGA - WHY MIAMI?

Along with returning to the best basketball conference in the country, Coach L had a few personal reasons for accepting the head coaching job at Miami. Coach's grandfather was from Cuba, where he produced the Larrañaga [lare-en-YAH-ga] cigar. Coach's father was raised in Key West before moving to The Bronx, N.Y., getting married and raising six children. Coach L was raised in The Bronx, but vacationed to Florida as a boy. He also has owned a house in Sarasota - which he bought from Dick Vitale's daughter - and three of his siblings have retired to Florida.

Team Statistics	UM	Virginia Tech
SCORING	2053	1965
Points per game	68.4	65.5
Scoring margin	+5.0	-3.4
FIELD GOALS-ATT	705-1619	706-1585
Field goal pct	.435	.445
3 POINT FG-ATT	236-664	224-570
3-point FG pct	.355	.393
3-pt FG made per game	7.9	7.5
FREE THROWS-ATT	407-556	329-519
Free throw pct	.732	.634
F-Throws made per game	13.6	11.0
REBOUNDS	1020	897
Rebounds per game	34.0	29.9
Rebounding margin	-0.4	-6.4
ASSISTS	404	364
Assists per game	13.5	12.1
TURNOVERS	310	361
Turnovers per game	10.3	12.0
Turnover margin	+1.2	+0.6
Assist/turnover ratio	1.3	1.0
STEALS	172	134
Steals per game	5.7	4.5
BLOCKS	97	92
Blocks per game	3.2	3.1

PRONUNCIATIONS

Players	
33 Ivan Cruz Uceda	E-von Cruise Ew-say-duh
23 Tonye Jekiri	Tahn-yay Jah-keer-ee
20 Manu Lecomte	Man-ew La-cont
21 Kamari Murphy	Kuh-mar-ee
5 Davon Reed	Dave-on
35 Chris Stowell	Stole

Coaches

Jim Larrañaga	Lare-uh-nay-guh
Michael Huger	Hue-gur
Chris Caputo	Ca-poo-toe

Locations

Belen Jesuit	buh-lin
Cupey, P.R.	kew-pay
Champagnat School	schomp-un-yaht

CLASS BREAKDOWN

Graduates	Joe Thomas
Seniors	None
Juniors	Ivan Cruz Uceda, Tonye Jekiri, Sheldon McClellan, Kamari Murphy, Angel Rodriguez
Sophomores	Mike Fernandez, Manu Lecomte, Davon Reed
Freshmen	Deandre Burnett, Ja'Quan Newton, James Palmer, Omar Sherman, Chris Stowell

GEOGRAPHIC BREAKDOWN

Belgium	Manu Lecomte
Nigeria	Tonye Jekiri
Puerto Rico	Angel Rodriguez
Spain	Ivan Cruz Uceda
United States	
Florida	Deandre Burnett, Mike Fernandez, Joe Thomas
New Hampshire	Chris Stowell
New Jersey	Davon Reed
New York	Kamari Murphy
Pennsylvania	Ja'Quan Newton
Texas	Sheldon McClellan, Omar Sherman
Washington, D.C.	James Palmer

PRESEASON POLL

October 2015

- Duke
- North Carolina
- Louisville
- Virginia
- Syracuse
- Pitt
- Notre Dame
- Florida State
- NC State
- Miami**
- Clemson
- Wake Forest
- Georgia Tech
- Boston College
- Virginia Tech

CURRENT STANDINGS

March 5, 2015

- Virginia 16-1
- Duke 14-3
- Notre Dame 13-4
- Louisville 11-6
- North Carolina 11-6
- 6. Miami 9-8**
- NC State 9-8
- Syracuse 9-8
- Pittsburgh 8-9
- Clemson 8-9
- Florida State 7-10
- Wake Forest 5-12
- Boston College 3-14
- Georgia Tech 3-15
- Virginia Tech 2-15

ACC AWARDS CANDIDATES

TONYE JEKIRI
 JUNIOR - CENTER - HIALEAH, FLORIDA · 7'0" · 244
 UNIVERSITY OF MIAMI

CANDIDATE FOR
 ACC MOST IMPROVED PLAYER AWARD
 ACC DEFENSIVE PLAYER OF THE YEAR
 ALL-ACC DEFENSIVE TEAM
 ALL-ACC TEAM

IN ACC GAMES FROM 2014 TO 2015, JUNIOR TONYE JEKIRI HAS IMPROVED HIS
 FREE THROW PERCENTAGE 18.1 PERCENT
 FIELD GOAL PERCENTAGE 9.0 PERCENT
 POINTS 5.6 PER GAME
 REBOUNDS 5.3 PER GAME
 BLOCKS 0.5 PER GAME

	IN ACC GAMES	AS A JUNIOR	AS A SOPHOMORE	DIFFERENCE
DOUBLE-DOUBLES	9	4	1	+8
6+ POINTS IN A GAME	16	2	2	+11
10+ REBOUNDS IN A GAME	13	2	2	+8
10+ POINTS IN A GAME	10	0	0	+6
15+ REBOUNDS IN A GAME	6	2	2	+2
MULTIPLE ASSISTS PER GAME	4	4.1	4.1	+5.6
POINTS PER GAME	9.7	6.1	6.1	+5.3
REB PER GAME	11.4	0.9	0.9	+5.5
BLOCKS PER GAME	1.4	9	9	+8
GAMES STARTED	17	22.5	22.5	+10.7
MINUTES	33.2	42.6	42.6	+9.0
FG%	51.6	51.6	51.6	+18.1
FT%	69.8			

The most improved player should be improved in a lot of different categories, **NOT JUST ONE OR TWO.**

TONYE HAS IMPROVED IN EVERY AREA, that is why he should be the ACC's Most Improved Player.

Miami Coach Jim Larrañaga

Improvements	FG%	FT%	Rpg	Bpg	Ppg	KenPom Off. Rating
Tonye Jekiri, Miami	+9.0 (4)	+18.1 (3)	+5.3 (1)	+0.5 (1)	+5.6 (8)	+12.5 (1)
Jekiri percent increase	21.1%	35.0%	86.9%	55.6%	136.6%	
Jamel Artis	+2.9	+7.3	+3.8	-0.6	+11.2	+7.9
Zach Auguste	+6.7	+20.1	+1.2	+0.1	+4.2	+11.0
Anthony Barber	+9.9	+1.8	+0.6	0.0	+4.9	+8.8
Jaron Blossomgame	+7.9	+12.3	+2.6	+0.2	+6.9	+10.6
Rakeem Christmas	-4.5	-5.4	+3.0	+0.3	+11.6	-14.6
Quinn Cook	+7.0	+2.0	+2.5		+6.5	+8.1
Michael Gbinije	+16.5	-8.9	+4.2	+0.2	+12.3	-4.9
Kennedy Meeks	+0.3	+13.0	+0.5	+0.4	+4.7	+4.6
Charles Mitchell	+2.3	+48.3	+0.0	-0.4	+3.4	+3.6
Terry Rozier	-3.8	+8.1	+1.7	+0.1	+8.6	-8.6
Michael Young	+11.5	-6.4	+3.1	+0.4	+7.8	+9.8

SHELDON MCCLELLAN
 JUNIOR - SHOOTING GUARD - HOUSTON, TEXAS · 6'5" · 205
 UNIVERSITY OF MIAMI

CANDIDATE FOR
 ALL-ACC TEAM

- 47.2% FG PERCENT
- 6 GAMES ARE 15+ WHEN MCCLELLAN SHOOT 50% OR BETTER
- AMONG GUARDS, IS 14TH IN THE ACC IN SCORING - 16.8 PPG
- 15 GAMES WITH 15+ POINTS
- 2 DOUBLE-DOUBLES - 14P, 10R VS NC STATE, 3P, 11R BY CHARLOTTE
- 1295 CAREER POINTS IN THREE COLLEGE SEASONS

TOP SHOOTING PERCENTAGE IN THE NATION BY A GUARD IN A POWER 5 CONFERENCE SCHOOL

9TH BEST SHOOTING PERCENTAGE BY A GUARD IN THE NATION

LEADS ALL ACC GUARDS IN SHOOTING PERCENTAGE

ONE OF 42 GUARDS IN THE NATION TO SCORE 31 OR MORE POINTS IN A GAME THIS SEASON

6TH BEST SHOOTING PERCENTAGE IN THE NATION (ALL POSITIONS)

ANGEL RODRIGUEZ
 JUNIOR - POINT GUARD - CUPEY, PUERTO RICO · 5'11" · 180
 UNIVERSITY OF MIAMI

CANDIDATE FOR
 ALL-ACC TEAM

- 8TH IN ACC IN STEALS - 9TH IN ASSISTS - 8TH IN PPG
- POSTED AN ASSIST IN EVERY ACC GAME, 5+ EIGHT TIMES
- AT DUKE AND AT SYRACUSE AVERAGED 6.5 ASSISTS, 4.5 STEALS
- 9TH & 8TH IN 11 OF 14 ACC GAMES

RODRIGUEZ AT HIS BEST AGAINST TOP 5 TEAMS - 24.5 POINTS, 6.1 ASSISTS, 3.0 STEALS, 4.0 REBOUNDS PER GAME VS. NO. 1 VIRGINIA AND NO. 4 DUKE, MIAMI'S HIGHEST-RANKED OPPONENTS

AT DUKE, RODRIGUEZ SCORED EIGHT STRAIGHT POINTS - INCLUDING TWO SHOTS FROM LONG DISTANCE - TO GIVE MIAMI THREE POINTS AND LEAD. HE TALKED 15 POINTS AND FOUR STEALS IN THE SECOND HALF AT CAMERON INDOOR.

THE JUNIOR SCORED 17 POINTS IN THE SECOND HALF AGAINST THE CAVALIERS, KNOCKING DOWN THREE CLUTCH FREE THROWS WITH 0.9 SECONDS LEFT IN REGULATION TO SEND THE GAME INTO OVERTIME. IN THE TWO OVERTIME PERIODS, HE SCORED SIX POINTS, COMBINING 4-4 AT THE LINE, AND DISHED OUT THREE ASSISTS, INCLUDING FOR 13 OF ACCUOTING FOR 13 OF MIAMI'S 17 OVERTIME POINTS.

SERIES VS. VIRGINIA TECH

Overall	Miami leads 15-12
Games at Miami	8-4
Games at Blacksburg	5-6
Games on neutral courts	2-2
Current streak	Miami won 2
Last meeting	Feb. 18, 2015, Miami W, 76-52
Larrañaga at UM vs. Virginia Tech	5-2
Larrañaga all-time vs. Virginia Tech	5-2

DID YOU KNOW

Coach L became the first Miami coach to win 20+ games in his first two seasons at UM and only the fourth of 12 UM coaches to post two 20-win seasons.

Former Cane Rick Barry was named one of the Greatest Players in NBA History.

Miami native and former Cane James Jones won the 2010-2011 NBA All-Star Weekend 3-Point Contest and the NBA Championship in the 2011-2012 season.

Six-time NBA All Star Amar'e Stoudemire enrolled at UM last year and is taking classes to earn his bachelor's degree.

UM is in its 11th season in the ACC.

Coach L led the George Mason Patriots to the Final Four with big wins over some of basketball's elite teams such as Michigan State, UNC and UConn. He was the first coach to take a mid-major to a Final Four in 27 years (Penn '79) when his team advanced in 2006.

In 14 years at George Mason, Larrañaga led the Patriots to five NCAA Tournament appearances (2011, 2008, 2006, 2001, 1999), including the 2006 Final Four.

Miami basketball received APR (academic progress rate) Public Recognition Awards for being among the top 10 percent in APR in their sport. Miami ranks in the top 10 percent NCAA men's basketball with a 990 APR.

The Miami Department of Athletics recorded a Graduation Success Rate (GSR) of 92 percent. Miami's department-wide GSR is tied for third among ACC schools and 10th overall among FBS programs. UM has exceeded the NCAA average GSR in each of the last 10 years.

According to latest US News & World Report rankings, the University of Miami is tied as the top academic institution in the state of Florida and ranks 48th nationally.

The Canes have averaged 20+ wins in each of the last eight seasons.

The Hurricanes have made at least one trey in 896 of 902 games since the NCAA adopted the 3-point shot in 1986.

Miami has held 755 of its last 756 opponents to less than 100 points. UNC was the last team to score 100+, defeating UM 105-64 on Jan. 31, 2007.

CANES FACE HUNGRY OPPONENTS

Against Virginia Tech, Miami faces its eighth-straight opponent coming off of a loss in the previous game. The Hokies fell to Boston College on March 2 before facing Miami this Saturday.

Beginning with Miami's Feb. 11 game against Wake Forest, prior to the opponent's game against Miami: 1. Wake lost to Georgia Tech, then defeated Miami; 2. Boston College lost to Syracuse, then lost to Miami in 201; 3. Virginia Tech lost at Clemson, then at Miami; 4. Louisville lost at Syracuse, then beat Miami; 5. Florida State lost at Virginia, then lost at Miami; 6. North Carolina lost vs. NC State, then beat Miami; 7. Pittsburgh lost to Wake Forest, then lost to Miami.

CANES ON THE ROAD IN THE ACC

Since the arrival of Coach L in 2011-12, Miami has the fourth-most ACC road wins (18) in league play, behind Duke (23), UNC (23) and Virginia (21), as of March 5.

This season Miami is 5-4 in ACC home games and 4-4 on the road, increasing Coach L's ACC records to 22-13 at home and 18-16 on the road. Prior to Larrañaga's arrival in 2011-12, the Canes compiled records of 30-27 at home and 13-42 on the road in seven seasons in the league.

Year	Home ACC	Road ACC	Year	Home ACC	Road ACC
2014-15	5-4	4-4	2010-11	4-4	2-6
2013-14	3-6	4-5	2009-10	4-4	0-8
2012-13	8-1	7-2	2008-09	5-3	2-6
2011-12	6-2	3-5	2007-08	6-2	2-6
	22-13 (.629)	18-16 (.529)	2006-07	3-5	1-7
			2005-06	4-5	3-4
			2004-05	4-4	3-5
			30-27 (.526)	13-42 (.236)	

CANES EYEING MILESTONES

Point guard Angel Rodriguez is closing in on 1,000 career points. The native of Cupey, P.R., scored 640 points in two seasons at Kansas State and has recorded 358 points through 29 games at Miami, for a total of 998.

Rodriguez has 123 assists this season, just 10 shy of No. 10 on the season assists list at Miami. No. 10 Anthony Harris (2004-05) had 133, No. 9 Thomas Hocker ('87-88) has 136.

Rodriguez is already No. 10 on the steals list with 55 this season. He trails No. 9 Steven Edwards' ('92-93) 56 and No. 7 & No. 8 John Salmons' 57, in both 2000-01 and 2001-02.

Junior Tonye Jekiri has played in 97 career games for the Hurricanes in three seasons. He is also eight rebounds shy of No. 10 in the record book for rebounds in a season. No. 10 Edwin Morris ('55-56) had 322 and No. 9 Wayne Canaday ('69-70) had 327.

CANES SEEKING 20-WIN SEASON

With a victory at Virginia Tech, Miami will post its third 20-win season in four years since the arrival of Jim Larrañaga. Since 2011-12, Coach L has tallied seasons of 20-13, 29-7, 17-16, and currently 19-11, for an average of 21.3 wins per season. Since joining the ACC in 2004-05, Miami posted three 20-win seasons before the arrival of Larrañaga, 23-11 in 2008, 20-13 in 2010 and 21-15 in 2011.

MCCLELLAN ON 16-PLAYER WATCH LIST FOR JERRY WEST AWARD

Junior guard Sheldon McClellan is listed on the 16-player watch list for the inaugural 2015 Jerry West Shooting Guard of the Year Award, the Naismith Memorial Basketball Hall of Fame announced Feb. 19. Named after Hall of Famer and 1959 NCAA Final Four Most Valuable Player Jerry West, the annual honor in its inaugural year recognizes the top shooting guards in Division I men's college basketball. A national committee comprised of top college basketball personnel determined the watch list of 16 candidates.

CARDIAC CANES - YEAR TWO

Miami has played 12 games this season that have been decided by five points-or-less. The Canes had five losses by a total of 22 points in the month of February. Three of those games were decided by a total of five points.

In 2013-14, Miami led the ACC having played 13 games decided by five points-or-less or in OT.

Difference	1	2	3	4	5	8	9	10-14	15-19	20+
Won	-	1	2	4	1	-	1	1	3	6
Lost	1	2	-	-	1	1	2	2	-	2

BREAKING DOWN THE STATS

Through 30 games, Miami is 19-11 overall, 10-6 at home, and 9-5 away from the BankUnited Center (6-4 on the road and 3-1 at neutral sites). Despite facing four Top 15 teams on the road - at No. 6/7 Florida, at No. 4 Duke, at No. 12 Notre Dame, at No. 12 Louisville - Miami averages 4.2 ppg, 3.7 FG% and 7.3 3FG% better on the road than at home.

	PPG	FG%	3FG%	FT%	RPG	APG	SPG
Home(16)	66.5	41.8	32.2	73.4	35.5	12.8	5.6
Away (14)	70.6	45.5	39.5	72.9	32.3	14.2	5.9
Wins (19)	73.5	46.7	40.0	74.9	35.6	14.6	5.9
Losses (11)	59.7	38.2	28.7	68.4	31.2	11.5	5.4

CANES IN THE POLLS

	AP	USA TODAY	RPI
11/10	--	RV	--
11/17	--	RV	--
11/24	17	20	--
12/1	15	15	3
12/8	20	21	23
12/15	18	19	36
12/22	RV	RV	30
1/19	RV	RV	56
1/26	23	23	38

SINCE THE ARRIVAL OF COACH LARRAÑAGA IN 2011-12 ...

- Miami is one of three schools with five or more wins in the ACC Tournament.
- Miami is one of four ACC schools with a winning record in the NCAA tournament.
- Miami's seeds in the ACC Tournament have been No. 1, No. 6 and No. 10.
- Miami is one of eight ACC teams to make an NCAA tournament appearance.
- Miami is one of five ACC teams to make an NIT appearance.
- One ACC Coach of the Year, one ACC Player of the Year, ACC Defensive Player of the Year, one ACC Tournament MVP, four ACC All-Tournament, one first-team All-ACC, one second-team All-ACC, three third-team All-ACC, two honorable mention All-ACC, one ACC All-Rookie Team and three ACC All-Defensive Team selections.
- Miami has the most lopsided win over Duke (27 points) and second-most lopsided wins over Boston College (27 points), North Carolina (26 points) and Florida State (24 points) of any ACC team.
- Miami has won seven ACC games by 20 or more points: Boston College (27, 22, 22 and 21), Duke (27), North Carolina (26) and Florida State (24).
- All 13 seniors have earned academic degrees from UM: Garrius Adams, Rion Brown, Julian Gamble, Malcolm Grant, Justin Heller, Reggie Johnson, DeQuan Jones, Kenny Kadji, Donnavan Kirk, Trey McKinney Jones, Ryan Quigtar, Durand Scott, Erik Swoope.

IN THE THREE YEARS PRIOR TO THE ARRIVAL OF COACH L (2008-11) ...

- Miami posted the eighth-most ACC wins (17) in the league, ahead of NC State (16), Virginia (16) and Georgia Tech (14).
- Miami recorded 60 overall wins, seventh-most in the ACC.
- Miami's seeds in the ACC Tournament were No. 9 (twice) and No. 12.
- Miami was one of four ACC teams to not play in the NCAA tournament.
- Miami was one of five ACC teams to play in the NIT.
- Miami had one first-team All-ACC, one third-team All-ACC, one honorable mention All-ACC, one ACC All-Rookie Team and one ACC Tournament Team selection.

UM COMMUNICATIONS

MBB Contact Amy Woodruff LaBrie
Associate Director of Communications
Work/Cell (305) 284-3241 / (813) 410-1194
E-mail a.woodruff@miami.edu
Website www.HurricaneSports.com

2014-15 UM QUICK FACTS

Location Coral Gables, Fla.
Stadium BankUnited Center (7,972)
Press Row 305-284-2111
Capacity 7,972
Enrollment 15,629
Founded 1925
Colors Orange, Green, White
Nickname Hurricanes
Mascot Sebastian the Ibis
Conference Atlantic Coast
President Dr. Donna E. Shalala
Director of Athletics Blake James
Address 5821 San Amaro Drive
Coral Gables, Fla. 33146

2013-14 Overall Record 17-16
Home/Away/Neutral 8-8 / 7-6 / 2-2
2013-14 ACC Record / Finish 7-11 / 10th
Scholarship Players Returning / Lost 2 / 6
Newcomers 9

Head Coach Jim Larrañaga
Alma Mater Providence, 1971
Record at UM 85-47 / 4th season
Overall Record 555-381 / 31st season

Eric Konkol Wisconsin-Eau Claire, '00
Michael Huger Bowling Green, '94
Chris Caputo Westfield (Mass.) State, '02
Director of Operations Adam Fisher
Assoc. Director of Operations Jaime Vathielil
Athletic Trainer Jason Robey
Strength & Conditioning Coach Steve Felde

HISTORY

First Season of Basketball 1926
Overall All-Time Record 958-716
Year UM Joined ACC 2004-05
NCAA Appearances Seven
1960, 1998, 1999, 2000, 2002, 2008, 2013
Last NCAA Appearance L, 71-61
Sweet 16 vs. Marquette, 2013
NIT Appearances 10
1961, 1963, 1964, 1995, 1997,
2001, 2005, 2006, 2009, 2011
Last NIT Appearance L, 79-64
Quarterfinals vs. Alabama, 2011

COMMUNICATIONS POLICIES

All interview requests for assistant coaches or athletics department staff members must be approved and cleared by Amy Woodruff LaBrie in the UM Communications office. Credential requests are taken via e-mail to LaBrie (A.Woodruff@miami.edu). Any misuse of credentials will result in removal from the BankUnited Center and the permanent voiding of the credential. The UM locker room is closed at all times. For home games, Coach L and at least one Hurricane player will report to the media room for interviews following the opposing team's press conference.

LED (TIED) THE TEAM IN....

	Points	Rebounds	Assists	Steals	Blocks
Burnett	2		(1)	1 (3)	1
Cruz Uceda	(1)			(3)	1
Jekiri	2	23 (2)	(1)	(1)	11 (6)
Lecomte	(1)		4 (2)	(5)	
McClellan	14 (1)	3 (2)	3	3 (4)	(1)
Newton			2 (1)	(2)	(1)
Palmer				(1)	(3)
Reed	2	1	1 (1)	2 (3)	2 (2)
Rodriguez	8 (1)		17 (2)	14 (5)	1 (3)
Sherman				(4)	3 (2)
Thomas		1		1	1

THREE CANES SHOOTING BETTER THAN 50 PERCENT

Juniors Sheldon McClellan and Tonye Jekiri and sophomore Davon Reed are all hitting at least 50 percent of their shots this season. In all games, McClellan is hitting shots at a 50.6 percent clip. Jekiri is at 51.5 percent and Reed is hitting a team-best 52.7 percent. In ACC outings, Jekiri is 51.6 percent from the field, Reed is at 55.4 percent and McClellan is hitting 47.2 percent of his attempts.

MIAMI PLAYS TO THE CROWD

Miami is 10-4 when playing in front of a crowd that is 75 percent of the arena's capacity, with one loss at No. 12 Notre Dame, one at No. 12 Louisville and two at home. Miami is 6-6 when the crowd is less than 75 percent capacity. (Numbers based on true home and road games, not neutral sites)

MCCLELLAN LIGHTING UP THE NET

As national stats on March 5, guard Sheldon McClellan is hitting 47.2 percent of his field goals, which is the ...

* Top shooting percentage in the nation by a guard in the Big 5 conferences

* 9th-best shooting percentage by a guard in the nation

* 67th-best shooting percentage in the nation (all positions)

* Top shooting percentage by a guard in the ACC

The Canes are 14-0 when McClellan shoots 50 percent or better in a game.

He is one of 42 guards in the Power 5 conferences to score 31+ points in a game this season and one of four guards in the ACC to score 31+ points in a game this season.

Among guards, he is seventh in the ACC in scoring.

In 17 games he has scored 15+ points, and 20+ in four outings.

He has posted two double-doubles - 16p, 10r vs. NC State, 31p, 11r at Charlotte.

MCCLELLAN IMPROVES SHOOTING PERCENTAGES

Junior guard Sheldon McClellan has drastically improved his shooting percentages since arriving at Miami for the 2014-15 season, after spending two campaigns at Texas.

	FG%	3FG%	FT%	REB	PTS
McClellan 2014-15	50.6	38.3	81.1	4.6	15.1
McClellan 2012-13	38.2	27.3	83.3	3.9	13.5
McClellan 2011-12	44.8	31.0	75.6	3.3	11.3

COACHING STAFF LONGEVITY

Coach L's and his three assistant coaches have been coaching together for a combined 32 seasons. Chris Caputo has been with Coach L for 13 years, Eric Konkol is at 11 years and Michael Huger in his eighth season as an assistant after playing for Larrañaga four seasons at Bowling Green.

Player	10+ points	20+ points	7+ rebounds	2+ blocks	4+ assists	3+ steals
Burnett	5	1	1		1	
Cruz Uceda	2					
Jekiri	13		26	12	2	
Lecomte	11	1			4	
McClellan	24	4	8		3	2
Newton	2				2	
Palmer	3					
Reed	8		1		3	1
Rodriguez	17	4	1	2	18	9
Sherman	4		1	3		
Thomas			1	1		1

FIRSTS UNDER JIM LARRAÑAGA

First game: Nov. 11, 2011 vs. Tennessee Tech. W, 69-58.

First starting lineup: Malcolm Grant, Durand Scott, Garius Adams, Erik Swoope, Kenny Kadji.

First opening tip: Miami – Kenny Kadji.

First UM FG: 18:38, Durand Scott, 3-pointer.

First lead: 18:38, 3-0.

First halftime score: Tennessee Tech 32, Miami 27.

First win: Nov. 11, 2011. Miami 69, Tennessee Tech 58.

Attendance at first game: 3,600.

First loss: Nov. 25, 2011 at Ole Miss, 64-61 (OT).

First road win: Dec. 22, 2011 at Charlotte, 76-61.

First ACC game: Jan. 7, 2012 at Virginia, L, 52-51.

First ACC win: Jan. 18, 2012 vs. Clemson, 76-73.

First ACC regular season title: 2012-13

JIM LARRAÑAGA = PROGRAM CHANGER

In Coach L's Three Seasons at Miami ...

- ACC Regular Season and Tournament Championships
- .656 winning percentage
- Two 20-win seasons
- Two postseason appearances with three victories
- 15 ACC wins in 2013
- One All-American

Seven Seasons before Coach L at UM ...

- .561 winning percentage
- Best conference finish was fifth place
- One NCAA Tournament appearance
- Most ACC wins in a season was eight

In Coach L's 14 Seasons at George Mason ...

- .626 winning percentage
- 13 straight winning seasons
- A Final Four appearance
- Five trips to the NCAA tournament
- Nine postseason appearances
- First national ranking
- First appearance in Top 10
- First wins over Top 10 teams
- Winningest coach in league history

Seven Seasons before Coach L at GMU...

- .340 winning percentage
- Seven straight losing seasons
- Zero postseason appearances
- Worst team in the CAA

PRO CANES

James Jones	Cleveland Cavaliers (NBA)
Shane Larkin	New York Knicks (NBA)
John Salmons	New Orleans Pelicans (NBA)
Jimmy Graham	New Orleans Saints (NFL)
Erik Swoope	Indianapolis Colts (NFL)
Garius Adams	Liege (Belgium)
Brian Asbury	Hapoel Eilat (Israel)
Rion Brown	Brussels (Belgium)
Guillermo Diaz	Arecibo (Puerto Rico)
Julian Gamble	Brussels (Belgium)
Lawrence Gilbert	Manizales (Colombia)
Malcolm Grant	Renaissance Sportive Tanger (Morocco)
Gary Hamilton	Osaka Evessa (Japan)
Dequan Jones	Acqua Vitasnella Cantu (Italy)
Kenny Kadji	Trikalla (Greece)
Anthony King	Artland Dragons (Germany)
Donnavan Kirk	Michelin Etha Engomis Nicosia (Cyprus)
Trey McKinney Jones	Gravelines (France)
Darius Rice	Karpos Sokoli (Greece)
Durand Scott	Hapoel T-A (Israel)

JEKIRI'S SEASON-BY-SEASON PROGRESSION

Junior Tonye Jekiri has nearly doubled his rebounding and scoring outputs each season with the Hurricanes.

	FG%	FT%	REB	PTS
Jekiri-14-15	51.5 (101-196)	72.0	10.5	8.7
Jekiri-13-14	45.6 (57-12)	58.1	5.5	4.2
Jekiri 12-13	51.4 (18-35)	55.0	1.6	1.4
Jekiri 14-15 ACC	51.6 (64-124)	69.8	11.4	9.7
Jekiri 13-14 ACC	42.6 (29-68)	51.7	6.1	4.1
Jekiri 12-13 ACC	60.0 (12-20)	54.5	1.7	1.7

JEKIRI ONE OF THE TOP BIG MEN IN THE COUNTRY

As of NCAA.com stats on March 5, Tonye Jekiri is in the Top 15 in the country in rebounds among all players and the Top 2 among players in the Big 5 conferences.

	Reb/g	DReb/g	Total Reb	OReb/g
Actual	10.5	7.17	314	3.3
Overall rank	11th	11th	9th	35
Big 5 rank	3rd	2nd	2nd	8th

JEKIRI'S JUNIOR SEASON NUMBERS CONTINUE TO IMPROVE

Junior Tonye Jekiri has posted 10 double-doubles in his last 19 games, including nine in ACC play. Jekiri has posted 10+ rebounds 18 times, and in 13 of the last 17 games. This season he has 10+ points in 13 outings.

Jekiri leads the ACC with 18 10+-rebound games.

The native of Nigeria has nearly doubled his output in points and rebounds each season as a Hurricane. The 7-footer is averaging 8.7 points and 10.5 rebounds this season, up from 4.2 ppg and 5.5 rpg his sophomore year and 1.4 points and 1.6 rebounds his rookie campaign.

THREE PLAYERS TOP 25 IN ACC STATS, AS OF MARCH 5

	Category	All Games	ACC Only
Tonye Jekiri	Rebounding	1	1
	Blocked Shots	4	t5
	Def. Rebounds	1	1
	Off. Rebounds	4	2
Angel Rodriguez	Assists	8	9
	Steals	t3	8
	FT Pct.	10	8
Sheldon McClellan	Scoring	10	16
	FG Pct.	6	
	FT Pct.	5	5

CANES SHINE IN THE SECOND HALF

Junior guards Angel Rodriguez and Sheldon McClellan know how to finish a game. In 12 games, Rodriguez has scored double-digit points in the second stanza, including 22 at Florida, 17 against Virginia, 15 at Duke, Wake Forest and vs. Florida State. Only three times (10 vs. Howard & Florida State, 11 vs. Providence) he has scored double-digits in the first stanza.

In 12 games, McClellan has scored double-digit points in the second half, including 21 at Charlotte, 17 vs. Florida State, 16 at Pittsburgh and 14 against Virginia Tech. He's scored 10+ in the first half in just four outings.

Their stats in all games are below.

	Rodriguez	PPG	FG%	3FG%	Pts
Second half	8.3	41.7	35.0	240	
First half	3.9	23.9	25.0	112	
	McClellan	PPG	FG%	3FG%	Pts
Second half	8.8	57.1	45.5	264	
First half	6.0	44.3	31.1	180	

REED CLUTCH FROM DISTANCE

Sophomore Davon Reed is knocking down 51.9 percent of his shots from long range in ACC games. He is tied with Sheldon McClellan for the team high in 3-pointers in league games and despite only playing 22 of 30 games (due to injury), he is fourth on the team with 29 from long range overall. He has hit a 3-poiner in 11 of

the last 14 games, and for the season has nine games with multiple threes, topping out with five against Louisville.

RODRIGUEZ AT HIS BEST AGAINST THE BEST

In Miami's three games against Top 8 teams - No. 3 Virginia, No. 4 Duke and No. 8/7 Florida - Angel Rodriguez has put on a show, averaging 24.3 points and 5.0 assists.

Against Florida, he scored 22 of his 24 points in the final nine minutes, draining five second-half three-pointers to help Miami earn the win.

The junior scored 17 points in the second half against the Cavaliers, knocking down three clutch free throws with 0.9 seconds left in regulation to send the game into overtime. In the two overtimes combined, he scored six points, including 4-4 at the line, and dished out three assists, accounting for 13 of Miami's 17 overtime points.

At Duke, Rodriguez scored eight-straight points - including two from long distance - to give Miami a decisive lead. He tallied 15 points and four steals in the second half at Cameron Indoor.

IN ACC GAMES, MIAMI HAS ...

* Hit 10+ 3-pointers in four games - at Duke, Clemson, at Syracuse, at Boston College - while only Virginia and Wake Forest have hit 10+ against the Canes.

* 10+ assists in 13 games.

* Less than 14 turnovers in every game.

* Led at the half in only five games: vs. BC, at Notre Dame, Florida State (2x), at Louisville.

* Hit 15+ freethrows in eight games.

WHAT'S TRENDING IN ACC GAMES ONLY ...

Davon Reed: 10+ points in eight of the past 13 games ... Hit better than 44 percent in every game but four ... Knocked down multiple 3-pointers in nine of the last 14 outings ... Connected on a 3-poiner in all but five games ... Tallied a steal in eight of last 11 games ... Played more than 30 minutes in all but three games since Jan. 17 at ND.

Sheldon McClellan: 17+ points in five of the last six games ... 14 games with 10+ points, nine with 15+ points ... One double-double ... Hit a 3-poiner in 14 games ... Knocked down 17 from long range in past seven games, after 10 combined in first nine games ... Shot better than 40 percent in 15 of 17 games ... Attempted at least two free throws in all but two games.

Angel Rodriguez: Multiple assists in every game but two ... 3+ assists 13 times, 5+ in eight outings ... Knocked down 29-of-35 free throws in past eight games ... Grabbed a rebound in all but

three games.

Manu Lecomte: Tallied an assist in every game but three ... Grabbed a rebound in 11 games ... Hit multiple 3-pointers in five games.

Tonye Jekiri: Nine double-doubles ... 15+ rebounds in seven outings, 10+ rebounds in 13 games ... 10+ defensive rebounds three times ... 4+ offensive rebounds in 10 games ... 10+ points in 10 games ... 3+ blocks five times.

STARTERS BY GAME

Howard	Rodriguez	Lecomte	McClellan	Thomas	Jekiri
Florida	Rodriguez	Lecomte	McClellan	Thomas	Jekiri
Drexel	Rodriguez	Lecomte	McClellan	Thomas	Jekiri
Akron	Rodriguez	Lecomte	McClellan	Thomas	Jekiri
Charlotte	Rodriguez	Lecomte	McClellan	Thomas	Jekiri
Charlotte	Rodriguez	Lecomte	McClellan	Thomas	Jekiri
So. Alabama	Rodriguez	Lecomte	McClellan	Thomas	Jekiri
Illinois	Rodriguez	Lecomte	McClellan	Thomas	Jekiri
Green Bay	Rodriguez	Lecomte	McClellan	Thomas	Jekiri
Savannah St.	Rodriguez	Lecomte	McClellan	Thomas	Jekiri
Eastern Ky.	Rodriguez	Lecomte	McClellan	Thomas	Jekiri
Providence	Rodriguez	Lecomte	McClellan	Sherman	Jekiri
Charleston	Rodriguez	Lecomte	McClellan	Thomas	Jekiri
Virginia	Rodriguez	Lecomte	McClellan	Thomas	Jekiri
Boston Co.	Rodriguez	Burnett	McClellan	Sherman	Jekiri
Duke	Rodriguez	Burnett	McClellan	Sherman	Jekiri
Notre Dame	Rodriguez	Burnett	McClellan	Reed	Jekiri
NC State	Rodriguez	Reed	McClellan	Sherman	Jekiri
Syracuse	Rodriguez	Reed	McClellan	Sherman	Jekiri
Georgia Tech	Rodriguez	Reed	McClellan	Sherman	Jekiri
Florida State	Rodriguez	Reed	McClellan	Sherman	Jekiri
Louisville	Rodriguez	Lecomte	McClellan	Thomas	Jekiri
Clemson	Rodriguez	Newton	McClellan	Reed	Jekiri
Wake Forest	Rodriguez	Newton	McClellan	Reed	Jekiri
Boston Co.	Rodriguez	Palmer	McClellan	Reed	Jekiri
Virginia Tech	Rodriguez	Palmer	McClellan	Reed	Jekiri
Louisville	Rodriguez	Reed	McClellan	Sherman	Jekiri
Florida State	Rodriguez	Reed	McClellan	Sherman	Jekiri
North Carolina	Rodriguez	Reed	McClellan	Thomas	Jekiri
Pittsburgh	Lecomte	Reed	McClellan	Cruz Uceda	Jekiri

RECORD BY STARTING LINEUP

Rodriguez, Lecomte, McClellan, Thomas, Jekiri	10-4
Rodriguez, Lecomte, McClellan, Sherman, Jekiri	0-1
Rodriguez, Burnett, McClellan, Sherman, Jekiri	2-0
Rodriguez, Burnett, McClellan, Reed, Jekiri	0-1
Rodriguez, Reed, McClellan, Sherman, Jekiri	3-3
Rodriguez, Newton, McClellan, Reed, Jekiri	1-1
Lecomte, Palmer, McClellan, Reed, Jekiri	2-0
Lecomte, Reed, McClellan, Thomas, Jekiri	0-1
Lecomte, Reed, McClellan, Cruz Uceda, Jekiri	1-0

COACH L COACHING TREE

- Jamie Angeli - Women's Basketball HC - City College of New York
- Joe Barer - Assistant - Truman St.
- Scott Cherry - HC - High Point
- Bill Courtney - HC - Cornell
- Kent Dernbach - Assistant - University of Wisconsin Stephens Point
- Brian Ellerbe - Former HC - Michigan. Left DePaul in 2013
- Jerry Francis - Former HC - Prairie View
- Mike Gillian - Assistant - Florida Int'l
- Stan Heath - Former HC - University of South Florida, Kent State, Arkansas
- Marc Iavaroni - Former HC - Memphis Grizzlies.
- James Johnson - Former HC - Virginia Tech
- Derek Kellogg - HC - UMass
- Scott Lombardi - Director of Men's Basketball Operations - High Point
- Steve Merfeld - Assistant to Head Coach at Creighton
- Keith Noftz - Assistant - Massillon HS
- Jeff Schneider - Former HC - Cal Poly San Luis Obispo
- Anthony Solomon - Assistant - Notre Dame
- Ricky Stokes - Former head coach - Virginia Tech
- Jeff Westlund - Former HC - Bethel University
- Ricky Yahn - HC - Concordia University

ACC COACHES TELECONFERENCE

Coach Larrañaga will speak on the ACC Coaches Teleconference every Monday at 10:50 a.m., beginning in January. Contact Amy LaBrie - a.woodruff@miami.edu - for the call-in number.

MIAMI'S LARGEST IN 2014-15

Lead	37, vs. Howard, 11/14
Deficit	28, vs. Eastern Kentucky, 12/19
Margin of Victory	35, vs. Howard, 11/14
Margin of Defeat	28, vs. Eastern Kentucky, 12/19
Halftime Lead	24, vs. Howard, 11/14
Halftime Deficit	18, vs. Virginia, 1/3
Deficit in Win	15, at Florida, 11/17
Halftime Deficit in Win	12, at Florida, 11/17
Lead in Loss	12, at Notre Dame, 1/17
Halftime Lead in Loss	11, at Florida State, 2/1

COACH L NOTCHES CAREER WIN NO. 550

In his first victory against Syracuse, Coach Jim Larrañaga won his 550th career game. Larrañaga's 100th win came in 1991 against Kent State while at Bowling Green. While at George Mason, win No. 200 came in 1997 vs. Northeastern, No. 300 in 2003 against East Carolina and No. 400 in 2008 vs. William & Mary. In 2012, the Canes defeated Georgia Tech for Coach L's 500th.

THIS SEASON MIAMI HAS ...

- Defeated Duke and Syracuse on the road in the same season, the second time this has ever happened, and the first time since UNC did during the 1983-84 season
- Defeated three ranked teams: at No. 8/7 Florida, vs. No. 24/25 Illinois and at No. 4 Duke
- Defeated a pair of Top 7 teams in the same season, both on the road: No. 6/7 Florida and No. 4 Duke
- Won two true road games against ranked opponents for the first time since 1998-99: No. 6/7 Florida and No. 4 Duke
- Defeated Coach K (1,000 wins), Coach Boeheim (962), & Coach Donovan (496)
- Ended Duke's 41-game home winning streak, the longest active streak in Division I
- Snapped Duke's 19-game ACC home game winning streak
- Snapped Florida's streak of 33 consecutive home wins, which was the longest streak in school history
- Scored 90 points against Duke, the most points scored by an unranked opponent in a regulation win in Cameron Indoor Stadium since NC State's 96 points on Feb. 23, 1983.
- Dealt Duke the most lopsided loss (16 points) an unranked visitor has handed to a ranked Blue Devil team in the ACC era
- Defeated Syracuse at the Carrier Dome, in front of the largest collegiate crowd of the season to date: 30,677

MIAMI DOWNS NO. 4 DUKE AT CAMERON INDOOR

Miami defeated No. 4 Duke 90-74 on Jan. 13 at Cameron Indoor Stadium, upsetting the Blue Devils' 41-game home winning streak, and setting various Canes records. See page 12 for a complete listing of postgame notes.

CANES IN SPAIN

In August, the University of Miami embarked on a 10-day educational and competitive tour to Spain. The Canes were 4-0 against teams from Barcelona, Valencia and Madrid. In four games

in Spain, Miami outscored its opponent 89.8 to 65.8 ppg and pulled down nearly twice as many rebounds, 51.8 to 27.0 per night. The Canes hit 51.8 percent from the field, 27.8 percent from three and 62.4 percent at the line. UM also averaged 17.8 assists and 13.3 steals per night.

Individually, four Canes averaged double digits, led by Sheldon McClellan (20.0), followed by Dre Burnett (14.3), Ja'Quan Newton (13.5) and James Palmer (11.5). Spaniard Ivan Cruz Uceda averaged 11.0 rebounds per game while Tonye Jekiri averaged 8.5 rpg. Senior Angel Rodriguez did not play any games in Spain due to injury.

SWOPE SIGNS WITH INDIANAPOLIS COLTS

Erik Swoope, former Hurricane basketball player who never played football prior to walking into an NFL locker room this summer, was on the Colts practice squad this season and on Jan. 20, signed a reserve/future contract.

LARKIN WITH KNICKS IN SECOND NBA SEASON

Former Cane Shane Larkin is in his second season in the NBA, playing for the New York Knicks after being traded from the Dallas Mavericks. Larkin is averaging 5.6 points, 2.0 rebounds, 2.5 assists and 1.2 steals in 22.3 minutes per game, through 54 games. He's shooting 41.9 percent from the field.

SEASONS OF CHANGE

Miami faced back-to-back seasons with roster turnover after losing six players from the 2012-13 ACC Championship season - five to graduation, one to NBA - then six seniors (5 scholarship) after the 2013-14 campaign.

COACHING COORDINATORS FOR MIAMI

Miami's assistant coaching staff is set up in a coordinator system, with Eric Konkol as the offensive coordinator and schedule coordinator, Michael Huger manning the defense and Chris Caputo handling the scout for every opponent.

CANE STRONG: UMBB IN THE WEIGHT ROOM

Under strength Coach Steve Felde (fell-dee), five Canes bench at least 300 pounds and eight bench press more than 250 pounds. Joe Thomas leads the way at 375, followed by Deandre Burnett (315), who is up 85 pounds since arriving at UM. Also in the 300-club are Angel Rodriguez (300/+60), Manu Lecomte (300/+85) and Mike Fernandez (300/+95).

ANTHONY LAWRENCE, JR. SIGNS NLI WITH CANES

Anthony Lawrence, Jr. has signed a National Letter of Intent to play basketball for the University of Miami.

Nicknamed "Amp," Lawrence is a 6-7, 200-pound guard/forward from Saint Petersburg, Fla., who led his Lakewood Senior High School team to the Class 5A state championship game as a junior. Lawrence scored 18 points in the championship game and totaled 25 rebounds in two state tournament games. Anthony's father, Anthony Lawrence Sr. was a two-year letterman at Miami from 1991-93.

LARRAÑAGA CONTRACT EXTENDED THROUGH 2022

The University of Miami extended Coach Jim Larrañaga's contract through May 31, 2022, Director of Athletics Blake James announced in September 2014. Larrañaga first signed a five-year contract in 2011, then was granted a three-year extension in 2012.

DARIUS RICE NAMED ACC LEGEND

Darius Rice has been named Miami's 2015 ACC Basketball Legend. A three-time All-BIG EAST Conference selection, the 6-foot-10 Rice was named to the BIG EAST All-Rookie Team and earned first team All-District 6 honors three times while at Miami. Rice led the Canes to the 2002 NCAA Tournament and the 2001 NIT. He ended his collegiate career with 1,865 points (16.1 ppg) and 666 rebounds (5.7 rpg).

COACH L TIES TO THE ACC

Coach Jim Larrañaga was an assistant coach at Virginia from 1979-1986, under the leadership of Terry Holland. In those seven seasons, Larrañaga helped the Cavaliers to five NCAA appearances: Final Four twice, Elite Eight once, Sweet 16 once and Round of 64 once, as well as two NIT appearances, including the Championship and Quarterfinal round.

2014-15 QUICK HITS

- UM opened the season with nine scholarship players available. This is the second-straight season the Canes open the campaign with eight or more new players and only nine available scholarship players.
- Miami has 10 new players on the roster for 2014-15: Eight scholarship newcomers, one D-I transfer who must sit out and one walk-on.
- UM opened the 2014-15 campaign with just two players from the 2013-14 season, in sophomore Manu Lecomte and junior Tonye Jekiri. Sophomore Davon Reed was out through Dec. 5 with a lower extremity injury.
- Seven players didn't wear a Miami uniform last season.
- Miami's 14-man roster includes players from five countries - Belgium, Nigeria, Puerto Rico, Spain, U.S. - six states - Florida, Texas, New York, Pennsylvania, New Jersey, New Hampshire - and Washington, D.C.
- There are no seniors playing for the Canes: One graduate student, five juniors, three sophomores and five freshmen.
- Three D-I transfers are eligible to play in 2014-15: Sheldon McClellan (Texas), Angel Rodriguez (Kansas State) and Joe Thomas (Niagara).
- The Canes lost six players - including three starters and the team's top two scorers - from the 2013-14 season, five to graduation and one transferred.
- Miami lost five of its top seven players from 2013-14. To open the 2013-14 season, Miami had lost its top six players from the 2012-13 ACC Championship campaign.
- Without Reed, the Canes returned 11.9 points, 7.6 rebounds, 3.0 assists, 1.3 steals and 0.9 blocks per game from the 2013-14 season. A year ago, Miami opened the 2013-14 season returning 9.3 points, 5.1 rebounds, 1.1 assists, 0.8 steals and 0.5 blocks per game.
- For the second-straight season, Miami returned the fewest points per game (18.4) and rebounds per game (9.2) of all ACC schools.
- The Canes held opponents to just 59.5 points per game in 2013-14, which was ranked No. 11 of 345 teams in Division I. Miami also averaged 61.5 ppg, which was ranked No. 337.
- The Canes lost 10 games by five points or less, or in overtime, during the 2013-14 season, on their way to a 17-16 overall record.

CANES TOP 100 NATIONALLY (as of March 5)

Angel Rodriguez	Rank	Actual
Steals Per Game	48	1.9
Total Steals	49	55.0
Assists Per Game	93	4.2
Total Assists	93	123.0
Sheldon McClellan	Rank	Actual
Field-Goal Percentage	67	50.6
Tonye Jekiri	Rank	Actual
Total Rebounds	9	314.0
Rebounds Per Game	11	10.5
Defensive Rebounds / Game	11	7.17
Offensive Rebounds / Game	35	3.3
Double Doubles	41	10.0
Total Blocks	81	47.0
Blocked Shots Per Game	95	1.57

CANES IN NATIONAL STATS (as of March 5)

Category	Rank	Actual	Nat'l Leader	Actual
Turnovers Per Game	14	10.3	Wisconsin	7.5
Personal Fouls Per Game	24	15.6	Wisconsin	12.6
Fewest Turnovers	25	310.0	Wisconsin	217.0
Assist Turnover Ratio	35	1.3	Davidson	1.74
3-pt Field Goal Attempts	35	664.0	VMI	1051.0
Total 3-point FGM	35	236.0	VMI	335.0
Fewest Fouls	38	468.0	Wisconsin	364.0
Free-Throw Percentage	41	73.2	Illinois	79.9
Three-Point FG Per Game	45	7.9	VMI	11.6
Won-Lost Percentage	91	63.3	Kentucky	100.0
Turnover Margin	93	1.2	Eastern Ky.	7.6
Scoring Defense	97	63.4	Virginia	49.9

UM RECORDS

GAME	ACC GAME
POINTS SCORED 59 - Rick Barry vs. Rollins, 1965	35 - Jack McClinton vs. North Carolina 02/15/09
FIELD GOAL % 1.000 (7-7) - Raymond Hicks vs. NC A&T, 2008	.900 (9-10) - Reggie Johnson at Duke 01/02/11
3-POINT FG 9 - Johnny Hemsley vs. Lafayette, 1999	7 (3x) last - Jack McClinton vs. North Carolina 02/15/09
3-POINT FG% 1.000 (5-5) (5x) last - Malcolm Grant vs. NC State, 2011	1.000 (5-5) - Malcolm Grant at NC State 01/23/11
FT MADE 22 (2x) last - Rick Barry vs. Florida Southern, 1965	16 - Jack McClinton vs. NC State 03/07/09
FT % 1.000 (16-16) - Jack McClinton vs. NC State, 2009	1.000 (16-16) - Jack McClinton vs. NC State 03/07/09
REBOUNDS 29 - Rick Barry vs. Oklahoma City, 1965	17 - Tonye Jekiri vs. Clemson 02/08/15
ASSISTS 14 - Michael Gardner vs. Pittsburgh, 1993	9 (3x) last - Shane Larkin vs. North Carolina 02/09/13
STEALS 9 - Jerome Scott vs. FIU, 1991	6 - Shane Larkin at North Carolina 01/10/12
BLOCKED SHOTS 13 - Anthony King vs. Florida Atlantic, 2004	6 - Anthony King vs. Florida State 01/15/05

MIAMI'S RECORD WHEN... RECORD	2014-15		COACH L	
	ALL	ACC	AT UM	ACC
All games	19-11	9-8	85-47	40-29
Home	10-6	5-4	46-19	22-13
Away	6-4	4-4	28-21	18-16
Neutral	3-1		11-7	
November	7-0		19-6	
December	3-3		15-9	0-1
January	4-3	4-3	18-11	16-11
February	4-5	4-5	20-14	19-14
March	1-0	1-0	13-7	5-3
Vs. Top 10 opponents	2-2	1-2	4-8	3-7
Vs. Top 25 opponents (includes Top 10)	3-5	1-5	8-19	5-15
Vs. RV opponents (either or both polls)	1-0	1-0	8-2	3-0
Vs. teams over .500 on game day	11-9	7-6	50-40	26-24
Vs. teams under .500 on game day	6-2	2-2	23-6	10-5
Vs. teams at .500 on game day	2-0	0-0	11-1	4-0
While UM is in the top 25	4-4	0-2	20-8	12-5
While UM is RV (only)	7-1	2-0	14-4	4-1
Leading at halftime	11-3	2-3	64-12	27-9
Trailing at halftime	7-7	6-5	18-33	10-19
Tied at halftime	1-1	1-0	5-2	3-1
Single overtime			2-6	1-2
Double overtime	1-1	1-1	3-1	2-1
In overtime games (single+double)	1-1	1-1	5-7	3-3
Leading with 2:00 left in regulation	17-2	8-2	77-6	37-3
Trailing with 2:00 left in regulation	2-9	1-6	7-39	3-25
Tied with 2:00 left in regulation			1-1	0-1
UM shoots 50% or better from field	7-0	2-0	27-2	10-2
UM shoots 40-49% from field	10-4	6-4	49-13	27-10
UM shoots under 40% from field	2-7	1-4	9-32	3-17
Opp. shoots 50% or better from field	1-4	0-2	4-13	2-7
Opp. shoots 40-49% from field	10-6	7-5	38-22	20-14
Opp. shoots under 40% from field	9-1	2-1	44-12	18-8
UM shoots 70% or better from the line	13-6	7-5	47-22	21-15
UM shoots less than 70% from the line	5-5	2-3	37-25	19-13
UM makes more 3-point FGs	14-7	5-5	40-20	21-16
UM makes fewer 3-point FGs	2-3	2-2	29-18	14-11
3-point FGs are even	3-1	2-1	7-2	5-2
Four or more Canes in double figures	7-2	4-2	40-8	18-7
Three Canes score in double figures	8-4	4-2	33-20	17-8
Two or less Canes score in double figures	4-5	1-4	12-19	5-14
UM outrebounds opponent	11-1	5-1	55-16	24-11
Opp. outrebounds UM	6-10	4-7	26-31	15-18
Tied in rebounds	2-0		4-0	1-0
UM records 10 or more steals	4-0	1-0	13-3	4-1
UM records 15 or more assists	8-1	3-1	26-1	13-1
UM commits less than 15 turnovers	16-11	7-8	74-40	35-25
UM commits 15 or more turnovers	1-0		9-2	3-4
UM commits less turnovers than opp.	12-5	6-4	50-19	22-10
UM commits more turnovers than opp.	5-4	2-3	29-18	15-13
Tied in turnovers	2-2	1-1	6-9	3-6
UM scores 59 points or less	1-6	1-4	8-25	5-16
UM scores between 60-69 points	7-2	4-1	25-13	13-5
UM scores between 70-79 points	6-2	1-2	35-8	15-7
UM scores between 80-89 points	4-1	2-1	12-1	4-1
UM scores between 90-99 points	1-0	1-0	5-0	3-0
UM scores 100 or more points			0-0	0-0
Playing during the afternoon	3-5	3-4	28-15	15-11
Playing in the evening (5 p.m. or later)	16-6	6-4	56-31	25-18
Games decided by three points or less	3-3	1-3	10-11	5-9
Games decided by four to 10 points	6-4	5-4	26-19	15-14
Games decided by 11-19 points	4-2	2-0	31-13	12-3
Games decided by more than 20 points	6-2	1-1	18-4	8-3

UM SINCE THE ARRIVAL OF JIM LARRAÑAGA IN 2011

- 2013 ACC Regular Season Champions
- 2013 ACC Tournament Champions
- Ranked No. 2/2 - Miami's program high - Feb. 18, 2013
- No. 1 seed at 2013 ACC Tournament
- No. 2 seed in 2013 NCAA Tournament
- Won school record 29 games in 2013
- Won 15 ACC games in 2013
- 14-game win streak (tied 1946-47 & 2001-02) from Jan. 2 - Feb. 19, 2013
- 13-0 start in 2013 conference play, topping school-best nine ACC victories, which was set in 2011-12
- Sophomore Shane Larkin selected No. 18 in the 2013 NBA Draft by Atlanta Hawks, then traded to Dallas Mavericks
- All six seniors from 2013-14 championship season earned academic degree from UM: Garrius Adams, Julian Gamble, Reggie Johnson, Kenny Kadji, Trey McKinney Jones, Durand Scott
- Defeated No. 1 Duke, 90-63, on Jan. 23, 2013 in Coral Gables
- Defeated Duke twice within 12 months, at both Cameron Indoor Stadium and the BankUnited Center
- First team to beat Duke and UNC by 20+ points in the same season since Maryland in '74-75 season
- First team to beat Duke and UNC by 25+ points since the start of ACC play in 1953
- Defeated three teams in The Triangle in the same season: UNC, Duke & NC State
- In 2012-13 defeated three teams in the Top 20 for the first time since joining the ACC - the last time was in 1999-00
- Students camped out for the game vs. Duke more than four hours before tipoff, then did it again for the game vs. Florida State
- Five home sellouts of 7,972 fans vs. Duke, Florida State, North Carolina, Virginia and Clemson
- Set a record for the most games with 1,200 or more students (7)
- Set record student average attendance at 808. The past average attendance was 641 per game
- Set the record for cumulative season student attendance at 12,008. The previous record was 10,269
- Ended Duke's 41-game home winning streak, the longest active streak in Division I
- Snapped Duke's 19-game ACC home game winning streak
- Miami's 90 points scored against Duke are the most points scored by an unranked opponent in a regulation win in Cameron Indoor Stadium since NC State's 96 points on Feb. 23, 1983.
- Dealt Duke its last two regular-season losses by 16-or-more points: 27 (90-63) on Jan. 23, 2013 at Miami, and 16 (90-74) on Jan. 13, 2015 at Duke
- Handed Duke the most lopsided loss (16 points) an unranked visitor has handed to a ranked Blue Devil team in the ACC era
- Miami is the only team in the country to beat Duke three times
- Miami is the only team in the country to play Duke multiple times and have a winning record
- Dealt Duke two of its five overall and three ACC losses by 16-plus points
- Scored 90 points against Duke twice.
- Won at Cameron Indoor Stadium twice.
- Defeated a pair of Top 8 teams in the same season, both on the road: No. 6/7 Florida and No. 4 Duke
- Won two true road games against ranked opponents for the first time since 1998-99: No. 6/7 Florida and No. 4 Duke
- First team to defeated Duke and Syracuse on the road in the same season since the 1983-84 season (UNC).

AWARDS

- 2013 Coach of the Year - Jim Larrañaga
- 2013 Naismith Coach of the Year - Jim Larrañaga
- 2013 ACC Coach of the Year - Jim Larrañaga
- 2013 Henry Iba National Coach of the Year - Jim Larrañaga
- 2013 Adolph Rupp Cup Coach of the Year - Jim Larrañaga
- 2013 ACC Player of the Year (Coaches) - Shane Larkin
- 2013 ACC Defensive Player of the Year - Durand Scott
- Six All-ACC selections: Shane Larkin 1st team, Kenny Kadji 2nd team & 3rd team, Scott H.M. (twice), Rion Brown 3rd team.
- Three All-ACC Defensive Team players: Shane Larkin, Durand Scott, Julian Gamble
- 2012 ACC All-Rookie Team - Shane Larkin
- 2013 ACC All-Academic Team - Raphael Akpejori
- 2013 ACC Tournament MVP - Shane Larkin
- Four ACC All-Tournament team nods: Shane Larkin (1st), Durand Scott (1st), Julian Gamble (2nd), Trey McKinney Jones (2nd)
- Four ACC Player of the Week awards: Reggie Johnson (2012), Durand Scott (2012 & 2013) and Shane Larkin (2013)
- One ACC Rookie of the Week: Shane Larkin (2012)
- NABC Honors Court: Raphael Akpejori
- ACC Academic Honor Roll: Raphael Akpejori, Justin Heller, Donnavan Kirk.

COACH LARRAÑAGA'S MILESTONE VICTORIES

Victory	Date	Opponent	Score	School
50	02/10/88	Miami (Ohio)	65-59	Bowling Green
100	02/23/91	Kent State	84-57	Bowling Green
150	12/22/94	at Ohio State	59-50	Bowling Green
200	12/27/97	Northeastern	66-60	George Mason
250	12/20/00	Coastal Carolina	81-65	George Mason
300	12/02/03	East Carolina	76-65	George Mason
350	01/26/06	William & Mary	81-58	George Mason
400	02/27/08	William & Mary	68-59	George Mason
450	12/08/10	Loyola (Md.)	66-52	George Mason
500	01/05/12	at Georgia Tech	62-49	Miami
550	01/24/15	at Syracuse	66-62	Miami



HEAD COACH JIM LARRAÑAGA

Fourth Season | Providence, 1971

Hometown: The Bronx, N.Y. | Head Coach: American International, 1977-79 | Bowling Green, 1986-97 | George Mason, 1997-2011 | Miami, 2011-present

LARRAÑAGA'S CAREER

Head Coach

2011-pres. Miami
1997-2011 George Mason
1986-97 Bowling Green
1977-79 American International

Assistant

1979-86 Virginia
1971-76 Davidson

Player / Coach

1977 Geronemo Basketball Club (Belgium)

EDUCATION

Providence College, 1971, B.A. Economics
Archbishop Malloy High School, 1967

NCAA APPEARANCES

1999 - George Mason
2001 - George Mason
2006 - George Mason (Final Four)
2008 - George Mason
2011 - George Mason
2013 - Miami (Sweet 16)

NIT APPEARANCES

1990 - Bowling Green
1991 - Bowling Green
1997 - Bowling Green
2002 - George Mason
2004 - George Mason
2009 - George Mason
2012 - Miami

PLAYING CAREER

Geronemo Basketball Club (Belgium) 1976-77
Providence College, 1967-71
Archbishop Molloy, 1963-67

MISCELLANEOUS

AP, Naismith, Henry Iba Coach of the Year, 2013
ACC Coach of the Year, 2013
Clair Bee Coach of the Year, 2006
CAA Coach of the Year, 2011, 1999

PERSONAL

Born: Oct. 2, 1949 Hometown: The Bronx, N.Y.
Wife: Liz Sons: Jay and Jon

Jim Larrañaga was named the 12th head coach of the University of Miami men's basketball program on April 22, 2011.

After leading UM to the 2013 NCAA Sweet 16, and winning the school's first ACC regular season and tournament championships, Larrañaga was honored as the, Naismith, USBWA Henry Iba and ACC Coach of the Year. The Bronx native helped Miami to a No. 2 national ranking by both the and USA TODAY, and a No. 2 seed in the NCAA tournament. He is the 10th coach in the last 10 years to lead two top-10 programs, as Miami was No. 2 on Feb. 18, 2013, and George Mason was No. 8 in the final Top 25 poll in 2006.

Larrañaga directed the Canes to a 27-point win over No. 1 Duke and three other 20+ point wins over ACC opponents that season, including North Carolina (+26), Florida State (+24) and Boston College (+22). UM's 29 overall and 15 ACC wins in 2012-13 were program-bests, as was the 14-game winning streak and 13-0 start in conference play. Other program firsts include defeating all three teams in the North Carolina Triangle in the same season, beating a trio of teams in the Top 20 since joining the ACC and hosting five home sellouts at the BankUnited Center.

Individually, Coach L saw Shane Larkin earn the ACC Player of the Year and Lute Olson National Player of the Year awards, as well as All-American status and finalist nods for the Bob Cousy, John Wooden and James Naismith player of the year honors before declaring early for the 2013 NBA Draft. Larkin was also the ACC Tournament MVP, on the All-ACC Defensive team and a defensive All-American. Durand Scott was the ACC Defensive Player of the Year, three players – Larkin, Scott and Kenny Kadji – were listed on all-conference teams and four were on the ACC All-Tournament Team – Larkin, Scott, Julian Gamble and Terry McKinney Jones. All six seniors on the Sweet 16 team earned academic degrees from the University of Miami and one player was listed on the All-ACC Academic Team.

Larrañaga came to Miami after serving as the head coach at George Mason for 14 seasons. He guided that program to five NCAA Tournament appearances (1999, 2001, 2006, 2008, 2011) - including an unprecedented run to the 2006 Final Four that captured the nation's attention, defeating Michigan State, North Carolina, Wichita State and UConn along the way. Following that run, he was selected the 2006 Clair Bee Coach of the Year. Larrañaga built the GMU Patriots' program into a perennial contender in the highly-regarded Colonial Athletic Association, winning more games (273) than any other coach in program and conference history en

LARRAÑAGA'S CAREER RECORDS

School	Years	Overall	Conference
American International	1977-1979	27-26	none
Bowling Green	1986-1997	170-144	101-85
George Mason	1997-2011	273-164	165-79
Miami	2011-pres.	85-47	40-29
Overall	31	555-381	306-193

COACH JIM LARRAÑAGA AT A GLANCE

2013 Coach of the Year
2006 Clair Bee Coach of the Year
2013 ACC Coach of the Year
2013 NABC All-District II Coach
2001 & 1999 CAA Coach of the Year
1999 CAA Coach of the Year
1997 MAC Coach of the Year
Eight 20-win seasons

2013 Naismith Coach of the Year
2013 Henry Iba Coach of the Year
2013 Adolph Rupp Cup Coach of the Year
2013 USBWA District IV Coach of the Year
Six NCAA tournament appearances
2013, 2011, 2008, 2006, 2001, 1999
Seven postseason NIT appearances
2012, '09, '04, '02, '97, '91, '90

Coached Shane Larkin - ACC Player of the Year, ACC Tournament MVP, USBWA All-District, Sporting News All-American, finalist for Cousy, Naismith & Wooden awards, All-ACC First Team and All-ACC Defensive Team
Coached Durand Scott - ACC Defensive Player of the Year, ACC Tournament First Team, All-ACC Third Team
Coached George Evans, who was a three-time CAA Player of the Year, the CAA Rookie of the Year, a three-time CAA Defensive Player of the Year and on the CAA All-Defensive Team three times.
Six All-Atlantic Coast Conference selections
Four ACC All-Tournament team selections
Three coaches and two media ACC All-Defensive Team selections
28 All-Colonial Athletic Conference selections
Three All-America players
Nine CAA All-Defensive Team selections
Eight CAA All-Rookie Team selections
Three Dean Ehlers Award winners - given to the CAA player who best meets the criteria of academic achievement, leadership and community service.
12 All-MAC Conference selections
Coached Antonio Daniels - MAC Player of the Year and MAC Freshman of the Year
Two MAC Freshman of the Year selections
Four MAC All-Freshman Team selections

LARRAÑAGA YEAR-BY-YEAR

Year	School	Overall W-L	Conference W-L	Finish	Post-Season
1977-78	American International	14-13			
1978-79	American International	13-13			
1986-87	Bowling Green	15-14	10-6	3	
1987-88	Bowling Green	12-16	7-9	t-5	
1988-89	Bowling Green	13-15	6-10	t-6	
1989-90	Bowling Green	18-11	9-7	t-3	NIT 0-1
1990-91	Bowling Green	17-13	9-7	t-4	NIT 0-1
1991-92	Bowling Green	14-15	8-8	5	
1992-93	Bowling Green	11-16	8-10	t-6	
1993-94	Bowling Green	18-10	12-6	t-2	
1994-95	Bowling Green	16-11	10-8	t-5	
1995-96	Bowling Green	14-13	9-9	t-6	
1996-97	Bowling Green	22-10	13-5	t-1	NIT 0-1
1997-98	George Mason	9-18	6-10	6	
1998-99	George Mason	19-11	13-3	1	NCAA 0-1
1999-00	George Mason	19-11	12-4	t-1	
2000-01	George Mason	18-12	11-5	3	NCAA 0-1
2001-02	George Mason	19-10	13-5	2	NIT 0-1
2002-03	George Mason	16-12	11-7	4	
2003-04	George Mason	23-10	12-6	3	NIT 2-1
2004-05	George Mason	16-13	10-8	6	
2005-06	George Mason	27-8	15-3	t-1	NCAA 4-1
2006-07	George Mason	18-15	9-9	5	
2007-08	George Mason	23-11	12-6	2	NCAA 0-1
2008-09	George Mason	22-11	13-5	2	NIT 0-1
2009-10	George Mason	17-15	12-6	4	CIT 0-1
2010-11	George Mason	27-7	16-2	1	NCAA 1-1
2011-12	Miami	20-13	9-7	t-4	NIT 1-1
2012-13	Miami	29-7	15-3	1	NCAA 2-1
2013-14	Miami	17-16	7-11	10	
2014-15	Miami	19-11	9-8		
Overall		555-381	306-193	10-14	

route to three conference titles (1999, 2001, 2008). A two-time CAA Coach of the Year honoree, Larrañaga earned the accolade in 2011, leading the Patriots to a 27-7 overall record and 16-2 conference mark en route to the CAA regular-season title and their fifth NCAA Tournament appearance under his leadership. Seeded a program-best eighth in the NCAA Tournament, George Mason rallied from a double-digit deficit to defeat ninth-seeded Villanova, 61-57, before falling to overall No. 1 seed Ohio State in the third round. In 2006, Larrañaga became the first coach at a mid-major school to take his team to the Final Four in 27 years and earned an at-large berth for a CAA team for the first time in 20 years. Along the way, he led Mason to a school record in wins, the school's first national ranking, George Mason's first appearance in the Top 10 and the school's first wins over Top 10 teams.

With 29 years of head coaching experience, the native of The Bronx, N.Y., previously served as the head coach at Bowling Green for 11 seasons (1986-1997) and at Division II American International for two seasons (1977-79). His first coaching opportunity came at Davidson College, where he served as an assistant coach to Terry Holland. Davidson captured three Southern Conference regular-season championships and an NIT berth in his five years there, and he compiled a 47-12 record doubling as the freshman team coach. In 1976, he left Davidson and spent one season as player-coach for the Geronemo Basketball Club in Belgium. A 1971 graduate of Providence College with a degree in economics, Larrañaga was a four-year letterman for the Friars. As the team captain in his senior season, he led Providence to a 20-8 record and an NIT appearance. He graduated as the school's fifth all-time leading scorer with 1,258 points and was selected in the sixth round of the draft by the Detroit Pistons of the National Basketball Association. He was the team's top scorer as a sophomore and junior and was named New England's Division I Sophomore of the Year in 1969. He was inducted into the Providence College Hall of Fame in 1991.

Larrañaga, 65, and his wife, Liz, have two sons - Jay, who played for his father at Bowling Green and is an assistant coach with the Boston Celtics, and Jon, who was a member of his father's George Mason teams from 1999-2003 - and four grandchildren.

NON-CONFERENCE GAMES (10-3)

#	Player	gp-gs	min	avg	Total		3-Point		F-Throw		Rebounds				pf	dq	a	to	blk	stl	pts	avg	
					fg-fga	fg%	3fg-fga	3fg%	ft-fga	ft%	off	def	tot	avg									
10	Sheldon McClellan	13-13	416	32.0	77-140	.550	18-44	.409	32-41	.780	15	56	71	5.5	26	0	29	21	0	12	204	15.7	
13	Angel Rodriguez	13-13	398	30.6	52-144	.361	29-74	.392	44-59	.746	6	33	39	3.0	28	1	54	34	7	30	177	13.6	
20	Manu Lecomte	13-13	363	27.9	47-97	.485	26-59	.441	13-15	.867	7	16	23	1.8	22	0	25	16	0	7	133	10.2	
01	Deandre Burnett	9-0	172	19.1	28-77	.364	13-42	.310	15-22	.682	8	25	33	3.7	6	0	5	7	2	6	84	9.3	
23	Tonye Jekiri	13-13	371	28.5	37-72	.514	0-0	.000	22-29	.759	35	86	121	9.3	41	2	25	20	23	5	96	7.4	
22	Omar Sherman	13-1	223	17.2	29-65	.446	9-29	.310	8-11	.727	12	32	44	3.4	22	0	6	4	8	2	75	5.8	
12	James Palmer	13-0	220	16.9	23-51	.451	11-28	.393	1-5	.200	5	12	17	1.3	11	0	13	16	5	3	58	4.5	
00	Ja'Quan Newton	13-0	159	12.2	12-27	.444	0-1	.000	21-31	.677	2	8	10	0.8	11	0	15	10	1	5	45	3.5	
05	Davon Reed	5-0	68	13.6	3-11	.273	1-6	.167	5-5	1.000	4	8	12	2.4	9	0	7	4	1	3	12	2.4	
02	Joe Thomas	13-12	202	15.5	9-18	.500	0-0	.000	3-12	.250	16	24	40	3.1	12	0	6	5	3	5	21	1.6	
11	Mike Fernandez	2-0	4	2.0	1-1	1.000	0-0	.000	0-0	.000	0	0	0	0.0	0	0	0	0	0	0	2	1.0	
35	Chris Stowell	2-0	4	2.0	0-1	.000	0-0	.000	0-0	.000	0	0	0	0.0	1	0	1	0	0	0	0	0.0	
Team											21	29	50					4					
Total.....		13	2600	318-704		.452	107-283	.378	164-230	.713	131	329	460	35.4	189	3	186	141	50	78	907	69.8	
Opponents.....		13	2600	301-751		.401	76-244	.311	98-162	.605	158	299	457	35.2	227	4	146	157	40	72	776	59.7	

OVERTIME GAMES (37-44)

Date	Opponent	W/L	Score
12/29/48	Princeton	L (2OT)	55-62
1/12/51	Tampa	L (OT)	75-77
2/6/51	La Salle	W (OT)	77-75
2/13/54	at Fla Southern	W (2OT)	77-70
12/30/58	Miami (Ohio)	L (OT)	87-89
1/2/60	South Carolina	W (OT)	107-106
1/13/60	at Jacksonville	W (OT)	78-70
1/4/61	Miami (Ohio)	W (2OT)	102-100
1/13/61	at Jacksonville	W (OT)	93-84
1/6/62	Oklahoma City	L (OT)	113-118
1/30/62	Florida	W (OT)	91-87
1/12/62	at Florida State	L (OT)	74-77
12/14/63	at Nevada	W (OT)	81-78
12/28/63	vs. Syracuse	L (OT)	85-86
2/15/64	at Loyola (N.O.)	W (OT)	97-90
12/28/65	Louisville	L (OT)	84-85
2/1/69	Morehead State	W (OT)	92-91
3/1/69	Florida State	L (OT)	86-89
2/13/70	at Pepperdine	L (OT)	90-93
2/19/71	vs. Oklahoma City	L (OT)	91-94
1/29/71	at Fla Southern	L (OT)	95-96
1/18/86	Arizona	L (OT)	74-81
12/29/86	vs. Yale	W (OT)	78-75
1/24/87	Marquette	W (OT)	91-89
1/31/87	at San Diego St	W (OT)	83-82
2/1/88	vs. Marist	W (OT)	79-76
2/4/88	Monmouth	L (OT)	62-64
1/3/89	at Rutgers	W (OT)	99-94
2/6/89	South Florida	W (2OT)	106-104
1/1/90	at George Mason	W (OT)	101-91
1/18/90	Florida State	W (2OT)	101-97
12/19/90	at SMU	L (2OT)	88-93
12/27/90	vs. Miami (Ohio)	L (2OT)	99-101
2/11/91	Memphis State	L (OT)	82-83
3/4/92	Seton Hall	L (OT)	82-90
2/25/95	at Boston College	W (OT)	77-71
2/28/95	Pittsburgh	W (OT)	76-68
12/23/95	Clemson	L (OT)	52-66
2/20/96	at St. John's	W (2OT)	96-91
1/18/97	Georgetown	W (OT)	68-65
3/5/97	vs. St. John's	W (OT)	76-68

Date	Opponent	W/L	Score
1/20/99	Connecticut	L (OT)	68-70
3/5/00	St. John's	W (OT)	74-70
1/15/02	Pittsburgh	W (OT)	76-69
1/19/02	Providence	W (2OT)	102-96
3/7/02	vs. Georgetown	W (OT)	84-76
12/3/02	at Florida Atlantic	L (OT)	73-74
12/21/02	vs. Florida	L (2OT)	93-94
1/4/03	North Carolina	W (OT)	64-61
1/11/03	at Connecticut	L (OT)	80-83
2/8/03	Villanova	L (OT)	67-72
1/10/04	Pittsburgh	L (2OT)	80-84
1/31/04	Georgetown	L (OT)	80-87
2/4/04	at Rutgers	L (OT)	70-72
2/11/04	Boston College	L (OT)	72-74
1/17/04	vs. Xavier	L (OT)	70-83
2/6/05	Maryland	W (OT)	75-73
1/29/06	at Florida State	W (OT)	84-78
2/8/06	NC State	L (2OT)	77-86
2/28/07	at Clemson	L (OT)	70-74
3/3/07	Florida State	L (OT)	90-98
3/9/07	vs. Boston College	L (OT)	71-74
1/19/08	at NC State	L (OT)	77-79
3/8/08	at Florida State	L (OT)	72-75
1/25/09	Virginia Tech	L (OT)	83-88
1/27/09	at NC State	L (OT)	81-84
2/7/09	at Duke	L (OT)	75-78
2/5/11	vs. Virginia	W (OT)	70-68
3/10/11	vs. Virginia	W (OT)	69-62
11/25/11	at Ole Miss	L (OT)	61-64
12/17/11	vs. FAU	W (2OT)	93-90
2/1/12	Maryland	W (2OT)	90-86
2/5/12	at Duke	W (OT)	78-74
12/25/12	vs. Indiana State	L (OT)	55-57
11/08/13	St. Francis NY	L (OT)	62-66
11/11/13	Georgia Southern	W (OT)	81-80
11/28/13	vs. George Washington	L (OT)	63-71
12/08/13	Virginia Tech	L (OT)	60-61
02/05/14	Pittsburgh	L (OT)	55-59
1/3/15	Virginia	L (2OT)	80-89
2/15/15	at Boston College	W (2OT)	89-86

THE LAST TIME OUT VS. VIRGINIA TECH

FEB. 18, 2015

Recap: The only time Miami coach Jim Larrañaga could recall taking off his suit jacket during a game was about 20 years ago, back when he was at Bowling Green. That is, until Wednesday night. Larrañaga's first technical foul in years worked wonders. Sheldon McClellan scored 21 points, Tonye Jekiri finished with 15 points and 15 rebounds and Miami shook off a slow start to easily beat Virginia Tech 76-52 to help improve its NCAA tournament resume. "It definitely boosted us when Coach took his jacket off," McClellan said. "Seemed he got a little hot." So did his team. Angel Rodriguez added 11 points for the Hurricanes (17-9, 7-6 Atlantic Coast Conference), who went on a 17-4 run to open the second half, then put the game away with an 18-5 spurt after Larrañaga got upset with a couple of calls that coincided with Virginia Tech seeming poised to get back into the contest. "Anybody who has observed me on the sideline knows that my message to the team is that I want to stay cool, calm and collected, because I want them to be cool, calm and collected on the court," Larrañaga said. Adam Smith scored 15 for Virginia Tech (10-16, 2-11), which made its first three shots - then missed 23 of its next 30. Devin Wilson and Justin Bibbs each finished with 11 for the Hokies. Virginia Tech coach Buzz Williams also got hit with a second-half technical, his coming not long before Larrañaga's. The difference was, his didn't lead to any real spark. "We posed no resistance in the second half whatsoever," Williams said. Nor did they on the backboards, where the Hokies were outrebounded 40-19 - barely exceeding Jekiri's total. "He was dominant," Williams said. "He almost had as many rebounds as we did." After Virginia Tech scored six straight - coinciding with when Larrañaga got his technical, then removed his jacket and implored the crowd to get louder by waving his arms, as did McClellan - the Hurricanes put the game away. McClellan made a 3-pointer from the corner near the Miami bench, Rodriguez added a layup and before long the Hurricanes were leading 64-41. Just like that, trailing for 10 minutes in the first half seemed long forgotten. "From that 12-minute mark on, and I told the team afterward, I saw the team that we could be," Larrañaga said.

VS. VIRGINIA TECH (14-12)

Home: 8-4
 Away: 5-6
 Neutral: 2-2
 Under Coach L: 5-2
 Since rebirth in 1985: 15-12

Results since joining the ACC:

2/02/05	L	73-63	(h)
2/19/05	L	71-58	(a)
2/22/06	W	70-59	(h)
1/23/07	L	92-85	(h)
2/24/07	L	73-57	(a)
2/9/08	W	74-71	(a)
3/14/08	L	63-49	(n)
1/25/09 (OT)	L	88-83	(h)
3/12/09	L	65-47	(n)
1/13/10	L	81-66	(a)
1/31/10	W	82-75	(h)
3/12/10	W	70-65	(n)
1/30/11	L	72-68	(a)
2/9/12	W	65-49	(h)
1/30/13	W	73-64	(a)
2/27/13	W	76-58	(h)
12/8/13 (OT)	L	61-60	(h)
2/15/14	L	52-45	(a)
3/12/14	W	57-53	(n)
2/18/15	W	76-52	(h)

MIAMI HIGHS	OPPONENT HIGHS	MIAMI LOWS	OPPONENT LOWS
Points 90, at Duke, 1/13	Points 89, Virginia, 1/3	Points 44, vs. Eastern Kentucky, 12/19	Points 39, Savannah State, 12/8
Points/Half 56 (2nd), at Duke, 1/13	Points/Half 54 (2nd), South Alabama, 11/28	Points/Half 18 (2nd), at Florida State, 2/1	Points/Half 12 (1st), Charleston, 12/30
Field Goals Made 32, vs. Akron, 11/21	Field Goals Made 32, South Alabama, 11/28	Field Goals Made 12, vs. Eastern Kentucky, 12/19	Field Goals Made 15, Savannah State, 12/8
Field Goal Att. 68, vs. Virginia, 1/3	Field Goal Att. 79, South Alabama, 11/28	Field Goal Att. 41 (2x) last vs. Eastern Kentucky, 12/19	Field Goal Att. 41, at Florida State, 2/1
Field Goal Pct. 59.3, vs. Akron, 11/21	Field Goal Pct. 56.8, Georgia Tech, 1/28	Field Goal Pct. 29.3, vs. Eastern Kentucky, 12/19	Field Goal Pct. 28.6, Howard, 11/14
3-Point FG Made 14, at Charlotte, 11/25	3-Point FG Made 14, Eastern Kentucky, 12/19	3-Point FG Made 4, vs. Florida State, 2/25	3-Point FG Made 2 (3x) last Georgia Tech, 1/28
3-Point FG Att. 30, vs. Illinois, 12/2	3-Point FG Att. 30, Illinois, 12/2	3-Point FG Att. 12, at Pittsburgh, 3/4	3-Point FG Att. 9, at Florida State, 2/1
Free Throws Made 31, vs. Florida State, 2/25	Free Throws Made 27, Virginia, 1/3	Free Throws Made 5 (3x) last at Louisville, 2/21	Free Throws Made 0, Clemson, 2/8
Free Throw Att. 38, vs. Florida State, 2/25	Free Throw Att. 39, Virginia, 1/3	Free Throw Att. 6, vs. Drexel, 11/20	Free Throw Att. 4 (2x) last NC State, 1/22
Rebounds 44, vs. Illinois, 12/2	Rebounds 46, Green Bay, 12/6	Rebounds 22, at Florida State, 2/1	Rebounds 24 (2x) last Savannah State, 12/8
Assists 21 (2x) last vs. Virginia Tech, 2/18	Assists 19 (2x) last Boston College, 2/16	Assists 8, vs. Louisville, 2/3	Assists 5, Howard, 11/14
Steals 12 (3x) last at Duke, 1/13	Steals 10, Howard, 11/14	Steals 2, vs. Charleston, 12/30	Steals 1 (2x) last NC State, 1/22
Blocks 8, vs. South Alabama, 11/28	Blocks 8, at Louisville, 2/21	Blocks 0 (2x) last at Wake Forest, 2/11	Blocks 0 (2x) last at Wake Forest, 2/11
Turnovers 14, vs. Eastern Kentucky, 12/19	Turnovers 19 (2x) last Savannah State, 12/8	Turnovers 5 (2x) last vs. Boston College, 1/10	Turnovers 6 (2x) last Boston College, 1/10
Bench Points 34, vs. South Alabama, 11/28	Bench Points 30 Florida State, 2/1	Bench Points 5, vs. Florida State, 2/25	Bench Points 0, Louisville, 2/3
Victory Margin 35, vs. Howard, 11/14	Victory Margin 28, Eastern Kentucky, 12/19	Victory Margin 2, at Florida, 11/17	Victory Margin 1, at Florida State, 2/1

MIAMI INDIVIDUAL HIGHS	
Points	31, Sheldon McClellan, at Charlotte, 11/25
Field Goals Made	11, Sheldon McClellan, at Charlotte, 11/25
Field Goal Attempts	22, Angel Rodriguez, vs. Virginia, 1/3
3-Point FG Made	5 (3x) last Davon Reed, vs. Louisville, 2/3
3-Point FG Attempts	10 (2x) last Deandre Burnett, vs. Illinois, 12/2
Free Throws Made	10 (2x) last Manu Lecomte, at Duke, 1/13
Free Throw Attempts	12 (2x), last Angel Rodriguez, vs. Florida State, 2/25
Rebounds	17, Tonye Jekiri, vs. Clemson, 2/8
Assists	9, Angel Rodriguez, vs. Akron, 11/21
Blocks	5 (2x), Tonye Jekiri, last vs. Clemson, 2/8

OPPONENT INDIVIDUAL HIGHS	
Points	35, Xavier Rathan-Mayes, vs. Florida State, 2/25
Field Goals Made	13, Olivier Hanlan, at Boston College, 2/16
Field Goal Attempts	26, Olivier Hanlan, at Boston College, 2/16
3-Point FG Made	6 (2x), last Xavier Rathan-Mayes, vs. Florida State, 2/25
3-Point FG Attempts	12, Olivier Hanlan, at Boston College, 2/16
Free Throws Made	11, London Perrantes, Virginia, 1/3
Free Throw Attempts	12, London Perrantes, Virginia, 1/3
Rebounds	15, Jahlil Okafor, at Duke, 1/13
Assists	13, Kris Dunn, Providence, 12/22
Blocks	5, Carson Desrosiers, Providence, 12/22

THE LAST TIME ...

Player Scored 30 Points

Miami Sheldon McClellan (31), at Charlotte, 11/25/14
Opponent Xavier Rathan-Mayes (35) Florida State, 2/25/15

Player Scored 35 Points

Miami Jack McClinton (35) vs. North Carolina, 3/15/09
Opponent Xavier Rathan-Mayes (35) Florida State, 2/25/15

Player Scored 40 Points

Miami Darius Rice (43) vs. Connecticut, 1/20/03
Opponent Sean Singletary (41), Virginia, 3/1/08

Two Players Scored 20 Points

Miami Angel Rodriguez (24), Manu Lecomte (23), at Duke, 1/13/15
Opponent T.J. Warren (24), Ralston Turner (22), NC State, 3/13/14

Three Players Scored 20 Points

Miami Dwayne Colins (23), Brian Asbury (21), Jack McClinton (20) vs. Virginia Tech, 1/25/09
Opponent Travis Mays (40), Alvin Heggis (22), Lance Blanks (21), Texas, 2/22/89

Five Players Scored in Double Figures

Miami Sheldon McClellan (24), Davon Reed (19), Deandre Burnett (13)
Tonye Jekiri (12), Manu Lecomte (10) at Boston College, 2/16/15
Opponent Olivier Hanlan (32), Patrick Heckman (13), Aaron Brown (10)
Dennis Clifford (10), Will Magarity (10) at Boston College, 2/16/15

Six Players Scored in Double Figures

Miami James Kelly (17), Donnavan Kirk (15), Rion Brown (13), Manu Lecomte (12),
Davon Reed (11), Garrus Adams (10) vs. Texas Southern, 11/14/13

Player Grabbed 15 Rebounds

Miami Tonye Jekiri (15) at Louisville, 2/21/15
Opponent Jahlil Okafor (15), at Duke, 1/13/15

Two Players Grabbed 10 Rebounds

Miami Tonye Jekiri (10), Sheldon McClellan (10), vs. NC State, 1/22/15
Opponent Brice Johnson (11) & J.P. Tokoto (10), North Carolina, 3/2/15

Three Players Grabbed 10 Rebounds

Miami Mark Richardson (11), Eric Brown (10), Joe Wylie (10) vs. FIU, 3/6/89
Opponent Matt Harpring (12), Dion Glover (10), Michael Maddox (10), Georgia Tech, 12/2/97

Player Had 10 Assists

Miami Durand Scott (10) vs. North Carolina Central, 11/14/09
Opponent Kris Dunn (13), Providence, 12/22/14

Player Had 10 Blocks

Miami Anthony King (10) vs. Florida Atlantic, 11/29/04
Opponent Jarvis Varnado (10), Mississippi State, 12/13/07

Player Had a Double-Double

Miami Tonye Jekiri (10 pts, 11 rebs), at Pittsburgh, 3/4/15
Opponent Montrezl Harrell (21 pts, 14 rebs), Louisville, 2/21/15

Player Had a Triple-Double

Miami Anthony King (11 pts, 10 reb, 13 blks) vs. Florida Atlantic, 11/29/04
Opponent Brendan Haywood (18 pts, 14 reb, 10 blks), North Carolina, 12/4/00

Two Players Had Double-Doubles

Miami Reggie Johnson (22 pts, 11 rebs) & Kenny Kadji (12 pts, 12 rebs), vs. Stetson, 11/9/12
Opponent Brice Johnson (22 pts, 11 rebs) & J.P. Tokoto (10 pts, 10 rebs), North Carolina, 2/28/15

Team Scored 100 Points

Miami 108 vs. Nova Southeastern, 11/16/09
Opponent 105, North Carolina, 1/31/07

Team Scored 50 Points in a Half

Miami 52, (2nd half) vs. Florida State, 2/25/15
Opponent 52, (2nd half) Florida State, 2/25/15

Team Shot 50 Percent in Both Halves

Miami .583 (14-24) / .600 (18-30) vs. Akron, 11/21/14
Opponent .563 (9-16) / .520 (13-25) at Florida State, 2/1/15

Team Shot 60 Percent in a Half

Miami .667 (18-27), second half, at Duke, 1/13/15
Opponent .682 (15-22), first half, vs. Louisville, 2/3/15

Team Shot 70 Percent in a Half

Miami .739 (17-23), first half, at Florida State, 2/13/13

Team Shot 60 Percent in a Game

Miami .638 (30-47), at Florida State, 2/13/13
Opponent .622 (23-37), Clemson, 12/21/08

Team Shot Less Than 30 Percent in a Game

Miami .293 (12-41), vs. Eastern Kentucky, 12/19/14
Opponent .296 (16-54), Charleston, 12/30/14

THE LAST TIME A MIAMI FRESHMAN ...

Scored 26+ Points:	Durand Scott, 29, vs. North Carolina, 3/02/10
Scored 20-25 Points:	Deandre Burnett, 21, vs. Green Bay, 12/6/14
Perfect from Field (5+ att):	Reggie Johnson (RS), 8-of-8, vs. Wake Forest, 3/11/10
Perfect from 3-Point Line:	Shane Larkin, 4-of-4, vs. Purdue, 11/29/11
10+ Rebounds:	Reggie Johnson (RS), 12, vs. Virginia Tech, 03/12/10
10+ Assists:	Durand Scott, 10, vs. North Carolina Central, 11/14/09
5-9 Assists:	Ja'Quan Newton, 5, at Notre Dame, 1/17/15
5+ Steals:	Shane Larkin, 6, vs. North Carolina, 01/10/12
4+ Blocks:	Raphael Akpejori, 4, McNeese State, 11/24/10
Double-Double:	Julian Gamble (RS), 13 points, 13 rebounds, North Florida, 12/31/08

RECAPPING MIAMI AT DUKE, JAN. 13, 2015

* With Miami's 16-point win at Cameron on Jan. 13, UM ended Duke's 41-game home winning streak, the longest active streak in Division I. The last team to defeat Duke at home was North Carolina on March 3, 2012, with an 18-point victory.

* Miami also snapped Duke's 19-game ACC home game winning streak.

* According to the Associated Press, Duke's loss to unranked Miami marked just the seventh home loss the Blue Devils have sustained in the last 242 games against unranked teams.

* Miami's 90 points scored against Duke are the most points scored by an unranked opponent in a regulation win in Cameron Indoor Stadium since NC State's 96 points on Feb. 23, 1983.

* Miami has dealt Duke its last two regular-season losses by 16-or-more points: 27 (90-63) on Jan. 23, 2013 at Miami, and 16 (90-74) on Jan. 13, 2015 at Duke.

* In a span of six days, Miami's men's and women's basketball teams both beat teams ranked No. 4 in the country with the men defeating Duke by 16 points, and the women taking down Notre Dame by 15 points. Miami and North Carolina are the only schools in the country with wins over top five teams in men's and women's basketball this season. Miami is the only one with wins over a top four team in both.

With back-to-back wins over Duke by NC State and Miami ...

* Duke was beaten in back-to-back regular season games for the first time since 2009 (Feb. 11, 101-87 to UNC; Feb. 15, 80-74 to Boston College).

* Duke was defeated in back-to-back games by 12+ for the first time since 1995-96 (March 8, 82-69 to Maryland; March 14, 75-40 to Eastern Michigan).

* Coach K lost consecutive conference games by 12+ for the first time since 1982-83. That same season, Duke lost its last two games by 12+ points, including a 43-point loss in the ACC Tournament to No. 2 Virginia, where Coach Jim Larrañaga was an assistant coach.

Miami's 16-point win over Duke ...

* is the most lopsided loss an unranked visitor has handed to a ranked Duke team in the ACC era.

* is the third time in the past 25 years Duke has lost a home game by more than 16 points. The other two were 88-70 vs. UNC on March 3, 2012 and 77-60 vs. NC State on Jan. 18, 1995.

* is the Blue Devils' worst defeat since the 18-point loss to Louisville on March 31, 2013 in the NCAA Tournament.

* is the fifth-largest home margin of defeat of Coach K's Duke career. In 526 home games, his worst home losses are: 24 to D. Smith ('83), 20 to D. Smith ('89), 18 to R. Williams ('12), 17 to Valvano ('83), 16 to Larrañaga ('15).

Since Coach L's arrival at Miami in 2011-12 ...

* Miami is the only team in the country to beat Duke three times.

* Miami is the only team in the country to play Duke multiple times and have a winning record.

* Duke has five losses by 16-plus - two of them are to Miami.

* Duke is 1-4 when allowing its opponent to score 90 points. Miami has two of those victories: 27 (90-63) on Jan. 23, 2013 at Miami, and 16 (90-74) on Jan. 13, 2015 at Duke. Syracuse and Kansas also won by scoring 90 points, both in 2013-14.

* In Miami's eight wins over ranked teams, the Canes have outscored their opponents by 10.4 points per game (621-538).

* Miami is the only ACC school with three wins over Duke and one of five ACC schools with multiple wins over the Blue Devils.

* Miami is the only ACC school with a winning record over Duke after playing multiple games. (ND is 1-0).

Since 2009-10 (Duke's last national championship year) ...

* Miami is the only team to win at Cameron Indoor Stadium twice.

* Duke has lost four home games - half of them are to Miami.

* Duke has three ACC losses by 16-plus points - two of them are to Miami.

With wins over No. 6/7 Florida and No. 4 Duke ...

* Miami has defeated a pair of Top 8 teams in the same season, both on the road.

* Miami has won two true road games against ranked opponents for the first time since 1998-99, when the Canes downed No. 9/10 St. John's 73-70, No. 18/17 Syracuse 76-63 and No. 2 Connecticut 73-71, all on their home courts.

Team Notes

* Miami's win over Duke marked its second win on the road over a Top 10 opponent. Earlier this season, Miami defeated then No. 8/7 Florida.

* The Hurricanes' win over No. 4 Duke is the highest ranked opponent Miami has defeated on the road since its 73-71 win over No. 2 Connecticut.

* Since the arrival of Jim Larrañaga at Miami, the Hurricanes have posted a 3-2 mark against Duke, earning three of UM's five all-time wins against the Blue Devils.

* Miami has outscored Duke 380-357 in those five games. The Canes have made 46.1 percent (135-293) of their shots while the Blue Devils have hit only 40.4 percent (127-314). From distance, Miami is 34-93 (36.6%) and Duke is 38-123 (30.9%). The Canes have out-rebounded Duke 196-194 and scored more points in the paint (164-152).

5 games Points FG% 3FG% Reb Points in Paint

Miami 380 46.1 (135-293) 36.6 (34-93) 196 164

Duke 357 40.4 (127-314) 30.9 (38-123) 194 152

* In the three games played at Cameron Indoor Stadium, Miami has outscored Duke 244-227. Unranked Miami defeated the No. 7/5 Blue Devils 78-74 in overtime in 2012, fell 79-76 to No. 3/3 Duke in 2013, when Miami was ranked No. 6/7, and defeated No. 4 Duke 90-74 in 2015. In those three games, there were 28 lead changes and 23 times the score was tied.

* Miami's 90 points against Duke were a season high. The Hurricanes' 56 second-half points were the most points Miami has scored in one half of play all year.

* Miami's matchup with Duke marked the Canes' third Top 10 opponent it has faced this season (No. 7 Florida, No. 3 Virginia and No. 4 Duke).

* With the win, Miami improved to 4-7 in ACC road openers since joining the league in 2004-05. They also hold a 3-5 mark against ranked teams in ACC road openers.

* Miami led by as many as 20 points with 1:09 remaining in the game.

* The Hurricanes outrebounded the Blue Devils by a 41-31 count and held a 51.8-43.9 shooting advantage.

* Miami scored 90 points for the fifth time in Coach L's UM career, and the third time in ACC play.

* The Canes shot 51.8 percent from the field and 50.0 percent (10-20) from three in the game, the sixth time this season Miami has hit more than 50 percent of its shots.

* UM scored 56 points (66.7 FG%) in the second half against the Blue Devils, a team that only allows opponents 62.7 points per game, on the average.

Player Notes

* Angel Rodriguez scored a game-high 24 points on 8-of-15 shooting. He fell just one point shy of his career-best point total of 25 points, which he set earlier this year against Virginia.

* Rodriguez scored in double figures for the 13th time this season and the fifth-consecutive game.

* Rodriguez also scored 20-or-more points for the third time this season.

* Manu Lecomte finished with a career-high 23 points on 5-of-10 shooting from the field.

* Lecomte finished in double figures for the ninth time this season.

* Sheldon McClellan also scored in double figures as he finished with 14 points. McClellan has scored in double figures in 13 straight games. He has scored in double figures in 14 games this season.

* Tonye Jekiri finished the game with a team-high 10 rebounds. Jekiri has pulled down 10-or-more rebounds in eight games this season, including the last three games.

Head Coach Jim Larrañaga Notes

* Coach Jim Larrañaga is two wins away from 550 career victories and one win away from 300 conference victories. He started the 2014-15 season with a 536-370 overall and 297-185 conference record in 30 years as a head coach.

* Larrañaga has a 548-374 overall record in his 31st season as a head coach, one of five ACC coaches with 500+ wins.

* He is 78-40 in his third season at the University of Miami, with a 33-22 mark in ACC play.

* Miami improved to 3-2 against Duke since the arrival of Coach Jim Larrañaga in 2011-12. Miami has outscored Duke 380-357 in those five games. Larrañaga has three of UM's five all-time wins against the Blue Devils.

Miami 74, Eckerd 58
11-06-14 BankUnited Center Exhibition

Eckerd Player	tot-fg 3-pt					rebounds					a to b s min				
	fg	fga	fg%	fta	ft%	of	de	tot	pf	tp	a	b	s	min	
23 STEVENSON, Jerick	6	13	2.6	5	9	0	3	3	4	19	0	3	0	31	
40 DARNELL, Ray	3	8	0	0	0	6	4	10	1	6	2	3	0	30	
50 YOUNG, Trevon	2	10	0	3	4	0	4	4	3	7	0	1	1	25	
11 MOODY, E.J.	0	5	0	4	2	1	1	2	1	2	4	1	0	33	
12 ROBERTS, Kendall	0	2	0	1	0	0	3	3	4	0	0	0	0	21	
10 PHILLIPS, Shane	1	2	0	1	0	0	0	0	3	2	0	2	0	6	
15 BENEDECUCI, Matt	4	5	3	1	2	0	1	1	1	12	1	0	0	19	
20 INGRAM, Keshawn	0	1	0	1	0	0	0	0	1	0	0	1	0	4	
21 WALSH, Kevin	2	2	2	0	0	0	0	0	6	0	1	0	0	9	
24 CARTER, Altavious	1	3	0	1	0	1	1	2	1	1	0	0	11		
32 COBB, Brian	1	1	0	0	0	3	3	3	2	1	1	0	11		
TEAM						3 2 5									
Totals	20 52 7 19 1119					14 19 33 22 58					9 13 1 4 200				

TOTAL FG% 1st Half: 12-27 44.4% 2nd Half: 8-25 32.0% Game: 38.5%
 3-Pt. FG% 1st Half: 4-9 44.4% 2nd Half: 3-10 30.0% Game: 36.8%
 F Throw % 1st Half: 2-5 40.0% 2nd Half: 9-14 64.3% Game: 57.9%

Miami Player	tot-fg 3-pt					rebounds					a to b s min				
	fg	fga	fg%	fta	ft%	of	de	tot	pf	tp	a	b	s	min	
22 Omar Sherman	3	8	1	5	3	4	3	1	4	10	1	1	3	26	
02 Joe Thomas	1	1	0	0	0	1	4	5	4	2	1	0	1	20	
10 Sheldon McClellan	7	10	3	5	7	1	2	3	1	24	3	3	0	33	
13 Angel Rodriguez	2	6	0	3	7	0	3	3	3	11	6	2	0	30	
20 Manu Lecomte	2	3	1	2	0	0	1	1	1	5	3	0	0	19	
00 Ja'Quan Newton	2	4	0	0	0	1	0	1	2	4	1	0	0	15	
01 Deandre Burnett	2	5	2	3	4	0	3	3	1	8	0	1	0	16	
12 James Palmer	0	2	0	1	0	0	1	1	0	1	0	0	17		
33 Ivan Cruz Uceda	4	6	0	1	2	2	6	8	1	10	0	1	0	24	
TEAM						1 2 3									
Totals	23 45 7 20 2131					9 23 32 17 74					16 9 4 7 200				

TOTAL FG% 1st Half: 10-24 41.7% 2nd Half: 13-21 61.9% Game: 51.1%
 3-Pt. FG% 1st Half: 4-12 33.3% 2nd Half: 3-8 37.5% Game: 35.0%
 F Throw % 1st Half: 5-6 83.3% 2nd Half: 16-25 64.0% Game: 67.7%

Officials: Raymond Styons, Jeff Nichols, Matt Potter
 Attendance: 4544

Score by Periods	1st	2nd	Total
Eckerd College	30	28	58
University of Miami	29	45	74

Points in the paint-ECM 22,UM 28. Points off turnovers-ECM 13,UM 19.
 2nd chance points-ECM 16,UM 7. Fast break points-ECM 0,UM 13.
 Bench points-ECM 24,UM 22. Score tied-6 times. Lead changed-11 times.
 Last FG-ECM 2nd-02:41, UM 2nd-00:14.
 Largest lead-ECM by 5 1st-05:18, UM by 16 2nd-00:14.
 ECM led for 08:28. UM led for 26:27. Game was tied for 04:30.

-/RV Miami 84, Howard 49
11-14-14 BankUnited Center Game 1

Howard Player	tot-fg 3-pt					rebounds					a to b s min				
	fg	fga	fg%	fta	ft%	of	de	tot	pf	tp	a	b	s	min	
15 COLLINS, Damon	4	8	0	0	4	3	6	2	12	0	6	0	30		
33 MILLER, James	1	6	0	0	0	0	0	0	3	2	1	0	0	18	
22 BOYD, Marcel	2	3	0	0	0	3	1	4	2	4	1	1	0	15	
01 CARLTON, James	2	10	0	3	1	1	4	5	4	1	1	2	18		
11 DANIEL, James	3	15	1	8	3	4	0	2	1	10	0	3	0	25	
00 MINGO, Dalique	0	2	0	2	0	1	2	0	0	0	0	0	0	9	
04 MADISON, Ausar	0	2	0	1	0	0	0	0	2	0	2	1	0	13	
10 HILL, Keon	0	1	0	0	0	0	0	0	0	0	0	1	0	4	
20 MANGHAM, Solomon	0	4	0	2	0	1	2	1	0	1	0	0	7		
21 NORSWORTHY, Jared	2	3	1	2	6	0	3	3	2	7	0	2	0	21	
25 BOYOMO, Theodore	1	2	0	0	0	1	2	3	1	2	0	0	9		
32 STONE, Tyler	3	4	0	2	2	1	2	3	8	0	0	1	14		
44 ELLISON, Oliver	0	3	0	0	2	2	2	4	0	0	1	0	17		
TEAM						7 2 9									
Totals	18 63 2 18 1121					20 23 43 22 49					5 17 3 10200				

TOTAL FG% 1st Half: 8-34 23.5% 2nd Half: 10-29 34.5% Game: 28.6%
 3-Pt. FG% 1st Half: 2-10 20.0% 2nd Half: 0-8 0.0% Game: 11.1%
 F Throw % 1st Half: 3-7 42.9% 2nd Half: 0-8 0.0% Game: 52.4%

Miami Player	tot-fg 3-pt					rebounds					a to b s min				
	fg	fga	fg%	fta	ft%	of	de	tot	pf	tp	a	b	s	min	
02 Joe Thomas	2	2	0	0	1	3	2	5	1	4	0	2	2	27	
23 Tonye Jekiri	2	6	0	0	2	5	6	11	5	6	1	1	1	26	
10 Sheldon McClellan	8	12	0	3	4	0	4	4	1	19	2	2	0	21	
13 Angel Rodriguez	4	11	3	6	7	1	2	3	0	16	3	2	1	26	
20 Manu Lecomte	5	9	3	6	1	1	2	4	14	3	1	0	21		
00 Ja'Quan Newton	1	2	0	0	6	0	0	2	8	0	0	0	16		
01 Deandre Burnett	2	11	3	4	4	1	3	4	2	9	1	2	0	20	
11 Mike Fernandez	1	1	0	0	0	0	0	0	2	0	0	0	2		
12 James Palmer	2	5	2	5	0	0	2	2	1	6	2	2	18		
22 Omar Sherman	0	0	0	0	0	1	4	5	3	0	0	0	17		
35 Chris Stowell	0	0	0	0	0	0	0	0	1	0	1	0	2		
TEAM						1 6 7									
Totals	27 59 9 23 2125					13 30 43 20 84					13 15 12 200				

TOTAL FG% 1st Half: 15-31 48.4% 2nd Half: 12-28 42.9% Game: 45.8%
 3-Pt. FG% 1st Half: 5-12 41.7% 2nd Half: 4-11 36.4% Game: 39.1%
 F Throw % 1st Half: 10-13 76.9% 2nd Half: 11-12 91.7% Game: 84.0%

Officials: Bill Covington, Dwayne Gladden, William Humes
 Attendance: 4544

Score by Periods	1st	2nd	Total
Howard	21	28	49
Miami	45	39	84

Points in the paint-HOW-M 28,UM 32. Points off turnovers-HOW-M 16,UM 21.
 2nd chance points-HOW-M 15,UM 15. Fast break points-HOW-M 10,UM 16.
 Bench points-HOW-M 17,UM 25. Score tied-0 times. Lead changed-0 times.
 Last FG-HOW-M 2nd-00:01, UM 2nd-01:25.
 Largest lead-HOW-M None, UM by 37 2nd-02:29.
 HOW-M led for 00:00. UM led for 39:26. Game was tied for 00:34.

-/RV Miami 69, 8/7 Florida 67
11-17-14 O'Connell Center Game 2

Miami 2-0 Player	tot-fg 3-pt					rebounds					a to b s min				
	fg	fga	fg%	fta	ft%	of	de	tot	pf	tp	a	b	s	min	
02 Joe Thomas	0	0	0	0	0	0	0	0	0	0	0	0	0	10	
23 Tonye Jekiri	2	4	0	0	4	3	5	8	4	8	1	2	3	28	
10 Sheldon McClellan	4	10	0	1	3	2	5	7	1	9	5	1	0	39	
13 Angel Rodriguez	7	14	5	8	7	0	2	2	0	24	3	3	0	36	
20 Manu Lecomte	3	13	0	0	0	1	1	4	3	1	3	0	0	22	
00 Ja'Quan Newton	2	3	0	1	2	0	1	1	0	5	3	1	0	12	
01 Deandre Burnett	1	2	0	1	0	0	0	0	2	0	0	0	6		
12 James Palmer	4	9	2	3	0	0	0	2	10	0	3	0	27		
22 Omar Sherman	3	4	1	2	1	0	4	4	1	8	1	0	20		
TEAM						2 2 4									
Totals	24 49 9 18 1217					20 27 12 69					14 13 4 200				

TOTAL FG% 1st Half: 9-26 34.6% 2nd Half: 15-23 65.2% Game: 49.0%
 3-Pt. FG% 1st Half: 2-8 25.0% 2nd Half: 7-10 70.0% Game: 50.0%
 F Throw % 1st Half: 1-1 100% 2nd Half: 11-16 68.8% Game: 70.6%

Florida Player	tot-fg 3-pt					rebounds					a to b s min				
	fg	fga	fg%	fta	ft%	of	de	tot	pf	tp	a	b	s	min	
30 Kurtz, Jacob	3	6	0	0	0	3	5	8	4	6	2	2	0	36	
21 Horford, Jon	5	9	3	6	4	0	7	7	2	17	0	2	3	31	
00 Hill, Kasey	1	9	0	1	0	0	1	2	3	2	8	2	0	33	
01 Carter, Eli	0	8	0	3	4	2	2	1	1	5	2	3	0	29	
20 Frazier, Michael	6	11	2	0	0	0	2	2	0	13	1	1	1	36	
03 Robinson, Devin	3	13	1	2	0	1	1	2	4	1	2	1	16		
11 Chiozza, Chris	2	3	0	1	0	0	0	1	4	1	1	0	19		
14 Edwards, Lexx	0	0	0	0	0	0	0	0	1	0	0	0	0+		
TEAM						1 2 3									
Totals	26 50 8 17 7 9					5 19 24 18 67					15 13 5 8 200				

TOTAL FG% 1st Half: 14-23 60.9% 2nd Half: 12-27 44.4% Game: 52.0%
 3-Pt. FG% 1st Half: 3-8 37.5% 2nd Half: 5-9 55.6% Game: 47.1%
 F Throw % 1st Half: 2-3 66.7% 2nd Half: 5-6 83.3% Game: 77.8%

Officials: Pat Adams, Joe Lindsay, Ron Groover
 Attendance: 11156

Score by Periods	1st	2nd	Total
Miami	21	48	69
Florida	33	34	67

Points in the paint-UM 22,UF 30. Points off turnovers-UM 12,UF 18.
 2nd chance points-UM 7,UF 2. Fast break points-UM 8,UF 6.
 Bench points-UM 25,UF 8. Score tied-3 times. Lead changed-5 times.
 Last FG-UM 2nd-00:16, UF 2nd-01:01.
 Largest lead-UM by 3 2nd-03:25, UF by 15 2nd-17:05.
 UM led for 01:29. UF led for 37:42. Game was tied for 00:47.

RV Miami 66, Drexel 46
11-20-14 TD Arena Game 3

Drexel 0-3 Player	tot-fg 3-pt					rebounds					a to b s min				
	fg	fga	fg%	fta	ft%	of	de	tot	pf	tp	a	b	s	min	
15 Bahr, Mohamed	2	5	0	0	0	2	2	4	0	4	0	1	2	30	
24 Williams, Rodney	1	8	0	1	2	3	5	8	1	3	1	3	0	34	
11 Allen, Tavon	4	17	2	9	3	4	2	2	1	13	1	2	1	38	
13 London, Rashann	2	2	0	0	0	3	3	1	4	1	1	0	19		
14 Lee, Damien	2	6	2	4	3	4	2	6	0	9	2	2	0	37	
00 Derboghosian, Sooren	0	0	0	0	0	1	0	1	2	0	2	0	6		
01 Wilson, Freddie	5	12	2	7	0	0	2	2	3	12	1	1	0	21	
02 Mojica, Sammy	0	0	0	0	0	1	1	1	0	1	0	0	5		
55 Myles, Tyshawn	0	1	0	1	2	0	1	1	1	0	0	0	8		
TEAM						2 2 4									
Totals	16 51 6 20 8 12					10 22									

17/20 Miami 77, Charlotte 74 Game 6
11-25-14 Halton Arena, Charlotte, N.C.

Miami 6-0	tot-fg 3-pt					rebounds					a to b s min				
Player	fg	fga	fgt	fga	fta	of	de	tot	pf	tp	a	b	s	min	
02 Joe Thomas	f	0	0	0	0	0	0	1	0	0	1	0	0	13	
23 Tonye Jekiri	c	2	3	0	0	2	5	13	5	4	1	1	1	32	
10 Sheldon McClellan	g	11	17	5	7	4	4	10	11	31	3	3	0	34	
13 Angel Rodriguez	g	5	12	4	7	0	1	0	2	2	3	14	6	20	
20 Manu Lecomte	g	7	13	4	5	0	0	1	0	1	18	1	2	0	
00 Ja'Quan Newton	0	1	0	0	0	0	0	0	0	2	0	0	0	0	
12 James Palmer	1	4	0	2	1	2	2	2	3	0	2	1	0	21	
22 Omar Sherman	3	7	1	2	0	1	4	5	2	7	1	0	0	20	
TEAM						1									
Totals	29	57	14	23	5	9	8	27	35	17	12	11	2	4	
TOTAL FG%	1st Half: 15-34 44.1%		2nd Half: 14-23 60.9%		Game: 50.9%										
3-Pt. FG%	1st Half: 7-14 50.0%		2nd Half: 7-9 77.8%		Game: 60.9%										
F Throw %	1st Half: 1-2 50.0%		2nd Half: 4-7 57.1%		Game: 55.6%										

Charlotte 3-2	tot-fg 3-pt					rebounds					a to b s min				
Player	fg	fga	fgt	fga	fta	of	de	tot	pf	tp	a	b	s	min	
21 CLAYTON, Willie	f	4	6	0	0	3	6	2	3	5	1	11	0	2	
12 THORNE JR., Mike	c	8	11	0	0	1	3	2	5	0	17	0	0	0	
01 OGBUEKE, Brax	g	4	9	3	7	2	3	0	2	13	2	2	0	28	
14 WILLIAMS, Terr	g	2	4	0	2	0	0	4	4	3	4	3	0	0	
15 HENRY, Pierria	g	1	10	0	6	2	2	3	8	11	4	4	9	2	
02 DORN, Torin	g	7	12	1	3	2	5	1	2	3	0	17	2	2	
05 WOODS, Keyshawn	3	6	2	3	0	0	1	1	1	8	1	0	0	19	
11 BENKOVIC, Ivan	0	0	0	0	0	0	0	0	0	0	0	0	0	6	
20 BLAKLEY, Cameron	0	1	0	1	0	0	0	2	2	0	0	0	0	10	
TEAM						1									
Totals	29	59	6	22	10	19	9	22	31	11	17	4	2	4	
TOTAL FG%	1st Half: 16-28 57.1%		2nd Half: 13-31 41.9%		Game: 49.2%										
3-Pt. FG%	1st Half: 4-11 36.4%		2nd Half: 2-11 18.2%		Game: 27.3%										
F Throw %	1st Half: 1-4 25.0%		2nd Half: 9-15 60.0%		Game: 52.6%										

Officials: Bryan Kersey, Karl Hess, Bill Covington Jr.
Technical fouls: Miami-None. Charlotte-None.
Attendance: 7163

Score by Periods	1st	2nd	Total
Miami	38	39	77
Charlotte	37	37	74

Points in the paint-UM 24,CHA 44. Points off turnovers-UM 10,CHA 10.
2nd chance points-UM 9,CHA 12. Fast break points-UM 6,CHA 10.
Bench points-UM 10,CHA 25. Score tied-0 times. Lead changed-3 times.
Last FG-UM 2nd-05:20, CHA 2nd-01:04.
Largest lead-UM by 13 2nd-05:20, CHA by 9 1st-07:36.
UM led for 21:50. CHA led for 17:54. Game was tied for 00:15.

17/20 Miami 87, South Alabama 75 Game 7
11-28-14 BankUnited Center

So. Alabama 1-3	tot-fg 3-pt					rebounds					a to b s min				
Player	fg	fga	fgt	fga	fta	of	de	tot	pf	tp	a	b	s	min	
20 Boyanov, Georgi	f	3	4	1	2	1	2	3	6	2	8	0	1	0	
24 Ferguson, Dionte	f	5	14	0	0	2	3	9	5	14	2	1	1	0	
01 Williams, Ken	g	7	19	2	9	0	0	1	3	4	0	16	2	0	
04 Stevens, Barrington	g	6	12	0	2	0	0	0	3	3	4	12	5	2	
22 Brown, John	g	1	5	0	0	0	1	0	1	1	2	3	0	2	
02 Johnson, Taishawn	5	10	3	2	3	0	2	2	5	13	0	0	0	20	
05 Lewis, Abdul	4	9	0	1	2	6	3	4	7	2	10	0	1	0	
20 Whittingham, Tafari	1	5	0	1	0	0	1	0	1	2	0	0	1	0	
32 Karazsia, Austin	0	0	0	0	0	0	0	0	0	2	0	0	0	0	
33 Andjusic, Luka	0	1	0	0	0	0	1	1	0	0	0	0	0	0	
TEAM						4									
Totals	32	79	4	18	7	14	22	21	43	19	75	11	6	2	
TOTAL FG%	1st Half: 10-32 31.3%		2nd Half: 22-47 46.8%		Game: 40.5%										
3-Pt. FG%	1st Half: 0-9 0.0%		2nd Half: 4-9 44.4%		Game: 22.2%										
F Throw %	1st Half: 1-6 16.7%		2nd Half: 6-8 75.0%		Game: 50.0%										

Miami 7-0	tot-fg 3-pt					rebounds					a to b s min				
Player	fg	fga	fgt	fga	fta	of	de	tot	pf	tp	a	b	s	min	
02 Joe Thomas	f	1	1	0	0	2	1	1	2	1	2	1	0	0	
23 Tonye Jekiri	c	4	7	0	0	5	6	2	6	8	3	13	8	2	
10 Sheldon McClellan	g	6	6	1	4	0	0	2	2	1	17	2	1	0	
13 Angel Rodriguez	g	2	7	1	2	2	0	3	3	1	7	1	3	0	
20 Manu Lecomte	g	3	6	2	3	6	1	2	3	1	14	5	0	0	
00 Ja'Quan Newton	2	3	0	0	1	0	1	1	5	0	1	0	0	17	
01 Deandre Burnett	4	9	2	4	0	1	1	2	0	10	0	1	0	16	
12 James Palmer	3	7	0	3	0	1	2	4	0	6	3	0	1	23	
22 Omar Sherman	6	11	3	0	0	1	6	7	3	13	1	2	1	0	
TEAM						3									
Totals	31	57	7	16	18	23	8	27	35	11	87	21	9	3	
TOTAL FG%	1st Half: 18-30 60.0%		2nd Half: 13-27 48.1%		Game: 54.4%										
3-Pt. FG%	1st Half: 4-7 57.1%		2nd Half: 3-9 33.3%		Game: 43.8%										
F Throw %	1st Half: 3-5 60.0%		2nd Half: 15-18 83.3%		Game: 78.3%										

Officials: Sean Casady, Waly Rutecki, Brian Shey
Technical fouls: USA-Johnson, Taishawn. Miami-None.
Attendance: 4267

Score by Periods	1st	2nd	Total
USA	21	54	75
Miami	43	44	87

Points in the paint-USA 40,UM 40. Points off turnovers-USA 6,UM 7.
2nd chance points-USA 13,UM 12. Fast break points-USA 6,UM 3.
Bench points-USA 25,UM 34. Score tied-0 times. Lead changed-0 times.
Last FG-USA 2nd-00:30, UM 2nd-02:02.
Largest lead-USA None, UM by 24 1st-04:24.
USA led for 00:00. UM led for 39:10. Game was tied for 00:50.

15 Miami 70, 24/25 Illinois 61 Game 8
12-02-14 BankUnited Center

Illinois 6-1	tot-fg 3-pt					rebounds					a to b s min				
Player	fg	fga	fgt	fga	fta	of	de	tot	pf	tp	a	b	s	min	
32 Egwu, Nnanna	c	4	11	0	0	0	3	6	9	4	8	0	2	1	
03 Starks, Ahmad	g	1	10	0	7	0	0	1	1	2	3	0	1	0	
11 Cosby, Aaron	g	1	10	1	6	0	0	2	1	3	4	3	1	0	
21 Hill, Malcolm	g	5	10	1	3	2	5	2	4	6	2	13	3	0	
24 Rice, Rayvonte	g	8	16	2	6	4	5	7	12	2	22	1	0	0	
01 Tate, Jaylon	0	0	0	0	2	2	0	0	0	2	2	1	1	0	
12 Black, Leron	1	3	0	0	0	1	1	2	4	2	0	0	0	8	
25 Nunn, Kendrick	3	6	2	5	0	0	4	4	0	8	0	0	0	19	
31 Colbert, Austin	0	3	0	0	0	1	1	2	0	0	0	0	0	4	
TEAM						3									
Totals	23	69	7	30	8	12	16	28	44	20	61	7	7	1	
TOTAL FG%	1st Half: 9-36 25.0%		2nd Half: 14-33 42.4%		Game: 33.3%										
3-Pt. FG%	1st Half: 3-17 17.6%		2nd Half: 4-13 30.8%		Game: 23.3%										
F Throw %	1st Half: 3-6 50.0%		2nd Half: 5-8 63.3%		Game: 66.7%										

Miami 8-0	tot-fg 3-pt					rebounds					a to b s min				
Player	fg	fga	fgt	fga	fta	of	de	tot	pf	tp	a	b	s	min	
02 Joe Thomas	f	0	1	0	0	2	0	0	0	0	2	0	0	0	
23 Tonye Jekiri	c	3	6	0	0	0	0	3	6	4	6	2	1	2	
10 Sheldon McClellan	g	5	10	2	4	0	0	1	8	9	2	14	2	0	
13 Angel Rodriguez	g	2	9	1	5	4	6	0	6	6	2	9	5	3	
20 Manu Lecomte	g	4	8	2	5	7	2	1	3	15	1	0	0	35	
00 Ja'Quan Newton	0	0	0	0	0	0	2	2	0	2	0	1	0	0	
01 Deandre Burnett	7	16	3	10	2	2	1	7	8	0	19	0	0	1	
12 James Palmer	0	2	0	1	0	0	0	0	0	0	0	0	0	9	
22 Omar Sherman	1	6	1	5	2	0	1	1	3	5	1	0	1	18	
TEAM						3									
Totals	22	58	9	30	17	10	34	44	16	70	12	5	3	4	
TOTAL FG%	1st Half: 10-26 38.5%		2nd Half: 12-32 37.5%		Game: 39.9%										
3-Pt. FG%	1st Half: 5-14 35.7%		2nd Half: 4-16 25.0%		Game: 30.0%										
F Throw %	1st Half: 12-12 100%		2nd Half: 5-9 55.6%		Game: 81.0%										

Officials: Bill Covington Jr., Mike Eades, Sean Hull
Attendance: 6086

Score by Periods	1st	2nd	Total
Illinois	24	37	61
Miami	37	33	70

Points in the paint-ILL 26,UM 24. Points off turnovers-ILL 2,UM 9.
2nd chance points-ILL 21,UM 8. Fast break points-ILL 7,UM 0.
Bench points-ILL 12,UM 24. Score tied-2 times. Lead changed-1 time.
Last FG-ILL 2nd-01:08, UM 2nd-02:45.
Largest lead-ILL by 3 1st-19:37, UM by 13 1st-00:26.
ILL led for 00:54. UM led for 37:09. Game was tied for 01:57.

Green Bay 68, No. 15 Miami 55 Game 10
12-06-14 BankUnited Center

Green Bay 6-2	tot-fg 3-pt					rebounds					a to b s min				
Player	fg	fga	fgt	fga	fta	of	de	tot	pf	tp	a	b	s	min	
04 FOUSE, Jordan	* 1	1	0	0	1	2	2	6	8	3	3	1	2	3	
12 LOVE, Carrington	* 6	11	1	3	7	8	2	7	9	3	20	3	5	2	
15 MAYS, Greg	* 5	12	0	2	0	1	2	2	10	1	3	0	1	34	
24 SYKES, Keifer	* 5	15	1	6	7	8</									

Providence 76, RV/RV Miami 62 Game 12
12-22-14 Barclays Center, Brooklyn, N.Y.

Miami 9-3	tot-fg	3-pt	rebounds											
Player	fg	fga	fga	fta	fta	of	de	tot	pf	tp	a	b	s	min
22 Omar Sherman	f	3	7	0	3	1	2	1	6	0	0	0	0	19
23 Tonye Jekiri	c	4	7	0	4	3	7	10	2	12	2	3	0	35
10 Sheldon McClellan	g	6	15	2	8	3	2	4	3	17	1	2	0	38
13 Angel Rodriguez	g	6	15	3	7	4	0	2	2	3	19	4	3	0
20 Manu Lecomte	g	0	5	0	4	0	0	0	0	1	1	0	0	15
00 Ja'Quan Newton	1	2	0	0	1	1	0	0	0	3	1	1	0	9
01 Deandre Burnett	1	4	0	2	1	4	2	3	5	1	3	0	1	0
02 Joe Thomas	1	1	0	0	0	1	1	2	0	2	1	0	0	18
05 Davon Reed	0	3	0	3	0	0	2	2	3	0	2	0	1	10
12 James Palmer	0	0	0	0	0	0	0	0	3	0	2	1	0	8
TEAM						2	2	4						
Totals	22	59	5	27	13	18	11	20	31	17	62	14	12	1
TOTAL FG%	1st Half:	12-33	36.4%	2nd Half:	10-26	38.5%	Game:	37.3%						
3-Pt. FG%	1st Half:	1-13	7.7%	2nd Half:	4-14	28.6%	Game:	18.5%						
F Throw %	1st Half:	8-8	100%	2nd Half:	5-10	50.0%	Game:	72.2%						

Providence 10-3	tot-fg	3-pt	rebounds											
Player	fg	fga	fga	fta	fta	of	de	tot	pf	tp	a	b	s	min
00 BENTIL, Ben	f	2	3	1	1	0	0	4	4	2	5	2	0	0
23 HENTON, LaDontae	f	10	19	2	5	3	0	5	5	3	25	0	2	0
33 DESROSIERS, Carson	c	4	6	0	0	4	6	3	4	7	3	12	2	0
03 DUNN, Kris	g	6	8	0	1	3	0	5	5	2	15	13	5	0
21 LINDESEY, Jalen	g	1	3	1	3	0	1	1	0	3	0	1	0	15
13 CHUKWU, Paschal	0	0	0	0	0	0	2	2	0	2	0	1	0	4
24 CARTWRIGHT, Kyron	1	4	0	2	1	1	0	0	0	2	3	1	0	1
25 HARRIS, Tyler	5	10	0	0	3	3	1	2	3	13	1	2	0	1
32 LOMOMBA, Junior	0	0	0	0	0	0	0	0	0	0	0	0	0	3
TEAM						2	6	8						
Totals	29	53	4	12	14	18	6	29	35	17	62	18	12	5
TOTAL FG%	1st Half:	14-27	51.9%	2nd Half:	15-26	57.7%	Game:	54.7%						
3-Pt. FG%	1st Half:	1-7	14.3%	2nd Half:	3-5	60.0%	Game:	33.3%						
F Throw %	1st Half:	4-6	66.7%	2nd Half:	10-12	83.3%	Game:	77.8%						

Officials: Mike Roberts, Clarence Armstrong, Tim Clougherty
 Technical fouls: Miami-None. Providence-None.
 Attendance: 6519

Score by Periods	1st	2nd	Total
Miami	33	29	62
Providence	33	43	76

Points in the paint-UM 28, PC 48. Points off turnovers-UM 13, PC 13.
 2nd chance points-UM 9, PC 9. Fast break points-UM 6, PC 20.
 Bench points-UM 8, PC 16. Score tied-2 times. Lead changed-6 times.
 Last FG-UM 2nd-01:45, PC 2nd-01:01.
 Largest lead-UM by 1 1st-18:44, PC by 17 2nd-04:42.
 UM led for 02:18. PC led for 36:57. Game was tied for 00:45.

Miami 67, College of Charleston 40 Game 13
12-30-14 BankUnited Center

Charleston, 5-8	tot-fg	3-pt	rebounds											
Player	fg	fga	fga	fta	fta	of	de	tot	pf	tp	a	b	s	min
00 Gilmore, Donovan	*	0	0	0	0	0	0	3	3	1	0	0	0	0
01 Baru, Anjeli	*	1	5	0	0	0	0	2	2	4	2	0	2	10
13 Chealey, Joe	*	3	14	0	4	2	4	3	4	8	3	2	1	0
22 Stitt, Anthony	*	3	10	1	4	0	0	4	4	2	7	0	4	0
24 Barry, Canyon	*	0	4	0	1	0	0	1	6	7	2	0	3	0
05 Pierre, Jr., Glen	2	5	0	0	2	2	1	2	2	6	0	1	0	15
10 Branim, Pat	0	2	0	2	0	0	0	0	0	3	0	0	0	8
11 Bailey, Evan	0	0	0	0	0	0	0	1	1	0	0	0	0	9
12 Johnson, Cameron	3	7	1	2	0	0	1	2	3	1	7	1	2	0
15 O'Donohue, Terrance	0	2	0	1	0	0	1	0	1	3	0	0	0	7
33 Wishon, David	4	5	0	0	2	3	2	3	5	3	10	0	2	1
TEAM						4	2	6						
Totals	16	54	2	14	6	9	11	27	38	25	40	7	14	2
TOTAL FG%	1st Half:	6-27	22.2%	2nd Half:	10-27	37.0%	Game:	29.6%						
3-Pt. FG%	1st Half:	0-6	0.0%	2nd Half:	2-8	25.0%	Game:	14.3%						
F Throw %	1st Half:	0-0	0.0%	2nd Half:	6-9	66.7%	Game:	66.7%						

Miami 10-3	tot-fg	3-pt	rebounds											
Player	fg	fga	fga	fta	fta	of	de	tot	pf	tp	a	b	s	min
02 Joe Thomas	*	0	2	0	0	0	0	2	0	0	0	0	0	0
10 Sheldon McClellan	*	4	7	1	1	2	3	1	2	1	11	0	0	0
13 Angel Rodriguez	*	5	9	2	5	3	6	1	4	5	2	15	3	0
20 Manu Lecomte	*	2	7	1	3	0	0	3	3	1	5	2	1	0
23 Tonye Jekiri	*	4	6	0	0	2	0	8	8	4	8	1	2	1
00 Ja'Quan Newton	1	1	0	0	4	0	0	0	1	6	0	0	0	12
01 Deandre Burnett	1	6	1	5	4	6	0	4	4	1	7	4	0	0
05 Davon Reed	2	2	0	0	1	2	3	5	1	5	4	4	0	0
11 Mike Fernandez	0	0	0	0	0	0	0	0	0	0	0	0	0	2
12 James Palmer	2	5	1	3	0	2	2	0	2	5	3	0	1	0
22 Omar Sherman	2	5	1	3	0	1	1	2	4	5	1	1	0	25
35 Chris Stowell	0	1	0	0	0	0	0	0	0	0	0	0	0	2
TEAM						3	3	6						
Totals	23	51	7	20	14	27	10	29	39	15	67	18	7	2
TOTAL FG%	1st Half:	12-28	42.9%	2nd Half:	11-23	47.8%	Game:	45.1%						
3-Pt. FG%	1st Half:	2-11	18.2%	2nd Half:	5-9	55.6%	Game:	35.0%						
F Throw %	1st Half:	6-12	50.0%	2nd Half:	8-15	53.3%	Game:	51.9%						

Officials: Brian Dorsey, Tim Ebersole, Earl Watson
 Attendance: 4705

Score by Periods	1st	2nd	Total
Miami	32	35	67
Co. of Charleston	12	28	40

Points in the paint-COFC 22, UM 30. Points off turnovers-COFC 2, UM 13.
 2nd chance points-COFC 12, UM 11. Fast break points-COFC 0, UM 4.
 Bench points-COFC 23, UM 28. Score tied-0 times. Lead changed-0 times.
 Last FG-COFC 2nd-00:32, UM 2nd-04:33.
 Largest lead-COFC None, UM by 34 2nd-07:43.
 COFC led for 00:00. UM led for 39:35. Game was tied for 00:25.

3/3 Virginia 89, Miami 80 (20T) Game 14
1-3-15 BankUnited Center

UVA 13-0, 1-0	tot-fg	3-pt	rebounds											
Player	fg	fga	fga	fta	fta	of	de	tot	pf	tp	a	b	s	min
10 Tobey, Mike	f	6	9	0	0	2	2	4	6	2	14	0	0	1
13 Gill, Anthony	f	1	6	0	0	4	8	2	4	6	1	6	2	3
01 Anderson, Justin	g	4	9	2	5	6	9	0	2	2	16	3	0	0
15 Brogdon, Malcolm	g	3	8	1	3	1	1	0	2	2	5	8	1	2
32 Perrantes, London	g	5	11	5	9	11	12	0	1	3	26	8	3	1
00 Hall, Devon	0	0	0	0	0	0	0	0	0	0	0	0	0	0
04 Shayok, Marial	3	6	2	4	1	2	5	5	1	9	3	0	2	2
05 Atkins, Darion	3	8	0	2	3	5	7	12	4	8	1	1	0	31
11 Nolte, Evan	1	1	0	0	2	0	1	1	4	2	1	0	0	10
TEAM						1	3	4						
Totals	26	58	10	21	27	39	10	29	39	23	89	19	9	6
TOTAL FG%	1st Half:	14-27	51.9%	2nd Half:	8-22	36.4%	Game:	44.8%						
3-Pt. FG%	1st Half:	5-7	71.4%	2nd Half:	4-9	44.4%	Game:	47.6%						
F Throw %	1st Half:	5-7	71.4%	2nd Half:	5-11	45.5%	Game:	69.2%						

UM 10-4, 0-1	tot-fg	3-pt	rebounds											
Player	fg	fga	fga	fta	fta	of	de	tot	pf	tp	a	b	s	min
02 Joe Thomas	f	1	1	0	0	0	0	2	0	2	3	2	0	0
23 Tonye Jekiri	c	4	8	0	0	0	1	4	8	12	5	8	3	1
10 Sheldon McClellan	g	4	10	2	6	6	6	2	6	8	3	16	0	5
13 Angel Rodriguez	g	7	22	1	7	10	12	2	4	5	25	7	1	0
20 Manu Lecomte	g	3	0	1	0	0	0	0	0	2	0	1	0	10
00 Ja'Quan Newton	0	2	0	0	0	0	0	1	1	0	1	1	0	0
01 Deandre Burnett	5	9	2	5	0	1	0	2	2	12	0	0	0	33
05 Davon Reed	1	1	1	1	2	0	1	1	4</					

RV/RV Miami 65, NC State 60 **Game 18**
1-22-15 **BankUnited Center**

NC State 13-7, 4-3	tot-fg		3-pt		rebounds		a		b		s		min				
	fg	fga	fga	fta	fta	of	de	tot	pf	tp	a	b	s	min			
00 Abu, Abdul-Malik	* 9	14	0	1	2	3	5	1	19	0	0	0	30				
01 Lacey, Trevor	* 4	13	2	7	0	5	5	1	10	2	1	0	35				
12 Barber, Anthony	* 3	4	0	0	0	3	3	4	6	5	0	0	30				
22 Turner, Ralston	* 3	12	3	8	0	2	3	5	9	1	0	0	34				
32 Washington, Kyle*	4	9	0	0	0	1	1	4	8	1	0	1	16				
10 Freeman, Lennard	0	3	0	0	0	2	4	0	0	0	0	0	12				
14 Martin, Caleb	0	0	0	0	0	0	0	1	0	0	0	0	5				
15 Martin, Cody	2	2	0	0	1	0	1	5	4	2	1	0	19				
21 Anya, BeelJay	1	3	0	0	2	1	4	5	2	4	0	3	10	20			
TEAM						1	3	4									
Totals	26	60	5	15	3	4	9	24	33	21	60	12	10	2	1	200	
TOTAL FG%	1st Half: 15-30	50.0%	2nd Half: 11-30	36.7%													Game: 43.3%
3-Pt. FG%	1st Half: 3-7	42.9%	2nd Half: 2-8	25.0%													Game: 33.3%
F Throw %	1st Half: 0-1	0.0%	2nd Half: 3-3	100%													Game: 75.0%

Miami 13-5, 3-2	tot-fg		3-pt		rebounds		a		b		s		min				
	fg	fga	fga	fta	fta	of	de	tot	pf	tp	a	b	s	min			
05 Davon Reed	* 4	6	2	3	0	0	1	1	2	10	2	0	0	31			
10 Sheldon McClellan	* 4	8	1	3	7	2	8	10	16	3	0	0	0	32			
13 Angel Rodriguez*	2	8	2	5	8	10	0	2	14	6	3	1	1	30			
22 Omar Sherman	* 4	10	2	5	0	0	1	2	10	2	0	3	0	32			
23 Tonye Jekiri	* 2	3	0	0	2	1	9	10	3	6	0	1	1	34			
00 Ja'Quan Newton	0	2	0	0	0	0	0	0	1	0	0	0	0	5			
12 James Palmer	2	3	2	3	1	2	0	0	0	7	0	1	0	12			
20 Manu Lecomte	0	3	0	1	0	0	0	0	0	0	1	1	0	12			
33 Ivan CruzUceda	1	4	0	3	0	0	2	2	0	2	0	3	0	12			
TEAM						1	5	6									
Totals	19	47	9	23	18	21	5	26	31	65	15	9	5	3	200		
TOTAL FG%	1st Half: 8-25	32.0%	2nd Half: 11-22	50.0%													Game: 40.4%
3-Pt. FG%	1st Half: 6-14	42.9%	2nd Half: 3-9	33.3%													Game: 39.1%
F Throw %	1st Half: 4-4	100%	2nd Half: 14-17	82.4%													Game: 85.7%

Officials: Sean Hull, Bryan Kersey, Terry Wymer
Technical fouls: NC State-None. Miami-None.
Attendance: 6556

Score by Periods	1st	2nd	Total
NC State	33	27	60
Miami	26	39	65

NC STATE 15 C.MARTIN FOULED OUT 1:32 2ND HALF

Points in the paint-ST 30,UM 18. Points off turnovers-ST 6,UM 11.
2nd chance points-ST 4,UM 2. Fast break points-ST 4,UM 9.
Bench points-ST 8,UM 9. Score tied-4 times. Lead changed-5 times.
Last FG-ST 2nd-00:23, UM 2nd-03:23.
Largest lead-ST by 7 1st-01:29, UM by 9 2nd-04:39.
ST led for 06:00. UM led for 30:39. Game was tied for 03:20.

RV/RV Miami, 66 Syracuse 62 **Game 19**
1-24-15 **Carrier Dome**

Miami (14-5) (4-2)	tot-fg		3-pt		rebounds		a		b		s		min				
	fg	fga	fga	fta	fta	of	de	tot	pf	tp	a	b	s	min			
22 Omar Sherman	f 3	6	2	3	0	0	0	0	4	8	2	0	0	1	24		
23 Tonye Jekiri	c 5	10	0	0	3	6	9	15	4	13	1	2	3	0	36		
05 Davon Reed	c 4	5	3	4	0	0	2	2	11	1	1	0	0	26			
10 Sheldon McClellan	g 3	9	0	4	1	2	5	5	1	7	1	1	0	27			
13 Angel Rodriguez g	2	11	2	9	6	9	0	0	4	12	2	0	4	32			
00 Ja'Quan Newton	1	2	1	2	0	0	0	0	0	3	0	0	0	9			
12 James Palmer	1	3	0	2	0	0	1	1	1	2	1	0	0	12			
20 Manu Lecomte	3	8	1	3	0	0	1	1	7	2	0	0	0	15			
33 Ivan CruzUceda	1	2	1	2	0	0	5	5	2	3	1	1	0	19			
TEAM						1	2	3									
Totals	23	56	10	29	10	14	7	25	32	19	66	17	8	3	200		
TOTAL FG%	1st Half: 11-25	44.0%	2nd Half: 12-31	38.7%													Game: 41.1%
3-Pt. FG%	1st Half: 4-12	33.3%	2nd Half: 6-17	35.3%													Game: 34.5%
F Throw %	1st Half: 0-0	0.0%	2nd Half: 10-14	71.4%													Game: 71.4%

Syracuse (14-6) (5-2)	tot-fg		3-pt		rebounds		a		b		s		min				
	fg	fga	fga	fta	fta	of	de	tot	pf	tp	a	b	s	min			
00 Michael Gbinije	f 3	8	1	4	2	6	0	3	3	5	9	3	2	0	40		
21 Tyler Roberson	f 5	11	0	0	0	3	11	14	0	10	4	0	1	2	40		
25 Rakeem Christmas	c 9	17	0	0	5	11	3	5	8	1	23	1	5	2	40		
10 Trevor Cooney	g 1	11	3	9	1	2	4	5	2	14	4	0	3	40			
14 Kaleb Joseph	g 1	4	1	1	0	0	1	1	2	3	2	2	0	21			
04 Ron Patterson	1	3	1	2	0	0	1	1	3	3	2	0	0	19			
TEAM						3	5	8									
Totals	24	54	6	16	8	19	10	30	40	13	62	16	13	3	200		
TOTAL FG%	1st Half: 11-30	36.7%	2nd Half: 13-24	54.2%													Game: 44.4%
3-Pt. FG%	1st Half: 3-7	42.9%	2nd Half: 3-9	33.3%													Game: 37.5%
F Throw %	1st Half: 1-4	25.0%	2nd Half: 7-15	46.7%													Game: 42.1%

Officials: Michael Stephens, Tim Clougherty, John Gaffney
Technical fouls: Miami-None. Syracuse-None.
Attendance: 30677

Score by Periods	1st	2nd	Total
Miami	26	40	66
Syracuse	26	36	62

Points in the paint-UM 20,SU 30. Points off turnovers-UM 13,SU 8.
2nd chance points-UM 13,SU 8. Fast break points-UM 4,SU 7.
Bench points-UM 15,SU 3. Score tied-2 times. Lead changed-1 time.
Last FG-UM 2nd-00:18, SU 2nd-00:17.
Largest lead-UM by 12 2nd-13:13, SU by 1 1st-18:55.
UM led for 37:04. SU led for 00:34. Game was tied for 01:49.

Georgia Tech 70, 23 Miami 50 **Game 20**
1-28-15 **BankUnited Center**

GT 10-10, 1-7 ACC	tot-fg		3-pt		rebounds		a		b		s		min				
	fg	fga	fga	fta	fta	of	de	tot	pf	tp	a	b	s	min			
03 Georges-Hunt, M f	10	12	0	1	4	6	2	4	6	1	24	3	3	1	36		
13 Sampson, Robert f	3	11	1	4	4	1	4	5	2	7	0	0	1	23			
04 Cox, Demarco c	4	6	0	2	2	0	7	7	2	10	0	0	0	29			
02 Bolden, Chris g	6	11	1	4	0	0	4	4	1	13	2	3	0	33			
10 Jorgenson, Travis g	2	1	0	1	4	4	0	3	3	2	6	3	0	24			
00 Mitchell, Charles	2	5	0	0	0	0	1	1	4	1	4	0	1	14			
05 Heyward, Corey	2	2	0	2	0	0	2	2	3	0	0	0	0	18			
11 Heath, Josh	1	2	0	0	4	6	0	2	2	1	6	2	0	17			
12 Stephens, Quinton	0	1	0	0	0	0	0	0	2	0	0	0	0	4			
32 Doyle, Brooks	0	0	0	0	0	0	0	0	0	0	0	0	0	1			
44 Lammers, Ben	0	0	0	0	0	0	1	1	0	0	0	0	0	1			
TEAM						1											
Totals	25	44	2	10	18	22	3	29	32	15	70	10	10	2	200		
TOTAL FG%	1st Half: 12-21	57.1%	2nd Half: 13-23	56.5%													Game: 56.8%
3-Pt. FG%	1st Half: 2-4	50.0%	2nd Half: 0-6	0.0%													Game: 20.0%
F Throw %	1st Half: 8-10	80.0%	2nd Half: 10-12	83.3%													Game: 81.8%

Miami 14-6, 4-3 ACC	tot-fg		3-pt		rebounds		a		b		s		min		
	fg	fga	fga	fta	fta	of	de	tot	pf	tp	a	b	s	min	
22 Omar Sherman	f 0	5	0	4	0	0	1	2	3	1	0	0	0	18	
23 Tonye Jekiri	c 5	6	0	0	3	4	4	5	9	3	13	0	1	0	28
05 Davon Reed	g 2	3	2	2	0	0	4	4	3	6	0	1	1	30	
10 Sheldon McClellan	g 2	7	0	2	2	2	0	0	1	6	0	1	0	30	
13 Angel Rodriguez	g 0	8	0	5	0	0	0	1	2	0	5	4	0	15	
00 Ja'Quan Newton	1	1	0	0	1	2	0	0	0	3	0	1	0	7	
01 Deandre Burnett	1	6	1	4	0	0	0	0	1	3	1	0	0	8	
02 Joe Thomas	1	1	0	0	1	2	0	2	2	2	1	0	0	8	
12 James Palmer	3	6	2	0	0	0	2	2	1	6	0	0	0	19	

Wake Forest 72, Miami 70
2-11-15 Joel Coliseum Game 24

Miami 15-9, 5-6	tot-fg	3-pt	fga	fga	fta	fta	of	de	tot	pf	tp	a	b	s	min
Player	fg	fga	fga	fta	fta	fta	of	de	tot	pf	tp	a	b	s	min
23 Tonye Jekiri	c	3	4	0	0	0	0	3	3	5	6	0	0	0	21
00 Ja'Quan Newton	g	2	4	1	1	0	0	0	0	1	5	2	1	0	15
05 Davon Reed	g	6	13	2	8	3	4	0	4	4	3	17	0	0	36
10 Sheldon McClellan	g	4	9	1	4	2	4	2	6	8	1	11	5	1	00
13 Angel Rodriguez	g	3	8	1	4	8	10	1	2	3	4	15	2	3	00
02 Joe Thomas	g	0	0	0	0	0	0	0	0	0	0	1	0	0	0
12 James Palmer	g	2	4	0	1	2	2	1	2	3	1	6	1	0	0
20 Manu Lecomte	g	1	2	1	2	0	0	1	1	1	3	2	2	0	26
22 Omar Sherman	g	2	5	1	4	0	0	3	3	2	5	2	1	0	20
33 Ivan CruzCueda	g	1	4	0	2	0	0	1	2	3	0	2	0	0	0
TEAM															
Totals		24	53	7	26	15	20	6	23	29	19	70	14	8	200
TOTAL FG%	1st Half:	13-27	48.1%	2nd Half:	11-26	42.0%									Game: 45.3%
3-Pt. FG%	1st Half:	5-14	35.7%	2nd Half:	2-12	16.7%									Game: 26.9%
F Throw %	1st Half:	2-4	50.0%	2nd Half:	1-3	18.1%									Game: 75.0%

Wake Forest 12-13, 4-8	tot-fg	3-pt	fga	fga	fta	fta	of	de	tot	pf	tp	a	b	s	min	
Player	fg	fga	fga	fta	fta	fta	of	de	tot	pf	tp	a	b	s	min	
02 Thomas, Devin	f	5	10	0	0	3	4	1	4	5	3	13	1	6	0	1
33 Routree, Aaron	f	1	2	0	0	0	1	1	2	2	3	0	0	0	19	
44 Mitogou, Dinos	f	6	11	6	7	3	5	4	4	8	3	21	0	1	0	
00 Miller-McIntyre	g	3	9	1	3	1	2	0	6	6	1	8	7	1	0	
10 Wilbekin, Mitchell	g	3	8	2	6	1	2	0	2	2	0	9	3	1	0	
01 Jones, Madison	g	0	1	0	0	0	1	3	4	1	0	4	2	0	16	
11 McClinton, Greg	g	1	3	0	1	0	0	1	0	1	2	0	1	0	15	
13 Leonard, Darius	g	6	9	2	4	0	2	5	7	2	14	0	1	0	14	
25 Hudson, Cornelius	g	1	2	1	2	0	0	1	1	1	3	0	1	0	14	
31 Washington, Andre	g	0	1	0	0	0	0	0	0	0	1	0	0	0	2	
TEAM																
Totals		26	56	12	23	8	15	13	24	37	14	72	18	14	0	
TOTAL FG%	1st Half:	15-28	53.6%	2nd Half:	11-28	39.3%									Game: 46.4%	
3-Pt. FG%	1st Half:	11-18	61.1%	2nd Half:	1-5	20.0%									Game: 52.2%	
F Throw %	1st Half:	1-3	33.3%	2nd Half:	7-12	58.3%									Game: 53.3%	

Officials: Tim Nestor, Raymond Styons, Brian Dorsey Attendance: 9918
 Score by Periods: 1st 33 2nd 37 Total 70
 Miami 33 Wake Forest 42

Points in the paint-UM 34, WF 26. Points off turnovers-UM 17, WF 8.
 2nd chance points-UM 11, WF 11. Fast break points-UM 4, WF 2.
 Bench points-UM 16, WF 19. Score tied-4 times. Lead changed-8 times.
 Last FG-UM 2nd-01:55, WF 2nd-01:31.
 Largest lead-UM by 4 2nd-03:20, WF by 12 1st-14:55.
 UM led for 05:56, WF led for 32:51. Game was tied for 01:13.

Miami 89, Boston College 86
2-15-15 Conte Forum Game 25

Miami 16-9; 6-6	tot-fg	3-pt	fga	fga	fta	fta	of	de	tot	pf	tp	a	b	s	min
Player	fg	fga	fga	fta	fta	fta	of	de	tot	pf	tp	a	b	s	min
23 Tonye Jekiri	c	2	9	0	0	4	10	5	10	15	4	12	0	4	1
05 Davon Reed	g	6	10	3	4	8	0	6	6	4	19	3	1	0	1
10 Sheldon McClellan	g	8	15	4	7	4	4	0	4	4	24	3	0	0	48
12 James Palmer	g	4	0	3	2	2	0	3	3	2	0	0	1	1	24
13 Angel Rodriguez	g	2	6	0	1	2	2	1	0	1	5	6	3	0	26
00 Ja'Quan Newton	g	1	0	0	0	0	0	0	0	0	0	0	0	0	2
01 Deandre Burnett	g	3	5	2	4	5	7	1	2	3	1	13	1	2	0
02 Joe Thomas	g	0	1	0	0	0	0	1	1	0	0	1	0	0	5
20 Manu Lecomte	g	2	5	1	4	5	6	0	2	2	3	10	1	0	0
22 Omar Sherman	g	1	1	1	0	0	0	0	0	1	3	0	0	0	4
TEAM															
Totals		24	57	11	24	30	37	29	37	23	29	14	11	5	249
TOTAL FG%	1st Half:	9-25	36.0%	2nd Half:	10-20	50.0%									Game: 42.1%
3-Pt. FG%	1st Half:	4-10	40.0%	2nd Half:	6-10	60.0%									Game: 45.8%
F Throw %	1st Half:	6-8	75.0%	2nd Half:	12-14	85.7%									Game: 81.1%

BC 9-15; 1-11	tot-fg	3-pt	fga	fga	fta	fta	of	de	tot	pf	tp	a	b	s	min
Player	fg	fga	fga	fta	fta	fta	of	de	tot	pf	tp	a	b	s	min
22 Brown, Aaron	f	2	9	0	4	6	8	0	3	3	4	10	4	1	0
01 Batten, Dimitri	g	2	7	0	1	3	4	1	2	3	4	7	3	3	0
21 Hanlan, Olivier	g	13	26	5	12	1	2	1	7	8	2	32	4	1	0
24 Clifford, Dennis	g	3	7	0	0	4	5	0	4	4	10	1	1	1	28
33 Heckmann, Patrick	g	4	7	1	2	4	4	4	8	5	13	6	3	0	47
00 Owens, Garland	g	2	3	0	0	0	1	2	2	4	1	0	0	0	26
04 Odo, Eddie	g	0	0	0	0	0	0	0	0	0	0	0	0	0	4
10 Perpiglia, Steve	g	0	0	0	0	0	0	0	0	0	0	0	0	0	1
11 Magarity, Will	g	4	7	2	5	0	1	0	3	2	10	0	1	0	18
13 Cain, Gregory	g	0	0	0	0	0	0	0	0	0	1	0	0	0	2
23 Dragicevich, Alex	g	0	0	0	0	0	0	0	0	0	0	0	0	0	2
TEAM															
Totals		30	66	8	24	18	24	10	26	36	27	86	19	11	4
TOTAL FG%	1st Half:	10-26	38.5%	2nd Half:	12-22	54.5%									Game: 45.5%
3-Pt. FG%	1st Half:	5-13	38.5%	2nd Half:	2-7	28.6%									Game: 33.3%
F Throw %	1st Half:	5-7	71.4%	2nd Half:	10-13	76.9%									Game: 75.0%

Officials: Louie Andrakakos, John Gaffney, Clarence Armstrong
 Technical fouls: Miami-None. Boston College-None.
 Attendance: 3813
 Score by Periods: 1st 28 2nd 38 OT 10 OT2 13 Total 89
 Miami 28 Boston College 30

Points in the paint-UM 24, BC 40. Points off turnovers-UM 9, BC 16.
 2nd chance points-UM 4, BC 8. Fast break points-UM 0, BC 4.
 Bench points-UM 26, BC 14. Score tied-15 times. Lead changed-15 times.
 Last FG-UM OT2-02:27, BC OT2-00:06.
 Largest lead-UM by 6 1st-16:19, BC by 7 2nd-08:27.
 UM led for 16:42, BC led for 21:57. Game was tied for 11:00.

Miami 76, Virginia Tech 52
2-18-15 BankUnited Center Game 26

Va. Tech 10-16, 2-11	tot-fg	3-pt	fga	fga	fta	fta	of	de	tot	pf	tp	a	b	s	min
Player	fg	fga	fga	fta	fta	fta	of	de	tot	pf	tp	a	b	s	min
01 Muller, Malik	* 2	5	0	3	1	1	0	2	2	0	5	1	4	0	21
03 Smith, Adam	* 5	9	3	5	2	3	0	2	2	1	15	0	2	1	25
10 Bibbs, Justin	* 3	9	3	6	2	4	0	0	0	1	11	2	0	0	33
13 Hill, Ahmed	* 2	7	1	2	1	2	2	0	2	4	6	3	1	1	32
24 Henry, Shane	* 0	2	0	0	1	2	0	1	1	2	1	2	1	0	11
11 Wilson, Devin	* 3	5	0	1	5	6	1	3	4	2	11	2	1	1	29
21 Pierce, Satchel	0	1	0	0	0	0	1	0	1	2	0	1	0	0	8
22 Beyer, Christian	0	2	0	0	0	0	1	0	1	2	0	1	0	0	17
23 Hudson, Jalen	0	3	0	2	1	2	0	1	1	2	1	2	1	0	9
25 Johnston, Will	1	3	0	2	0	0	2	2	1	2	0	0	0	0	15
TEAM															
Totals		16	46	7	21	13	20	5	14	19	17	52	10	11	3
TOTAL FG%	1st Half:	9-24	37.5%	2nd Half:	7-22	31.8%									Game: 34.8%
3-Pt. FG%	1st Half:	5-14	35.7%	2nd Half:	2-7	28.6%									Game: 33.3%
F Throw %	1st Half:	3-4	75.0%	2nd Half:	10-16	62.5%									Game: 65.0%

Miami 17-9, 7-6	tot-fg	3-pt	fga	fga	fta	fta	of	de	tot	pf	tp	a	b	s	min
Player	fg	fga	fga	fta	fta	fta	of	de	tot	pf	tp	a	b	s	min
05 Davon Reed	* 3	7	0	3	3	5	1	2	3	2	9	5	2	0	1
10 Sheldon McClellan	* 7	10	2	3	5	6	0	3	3						

Miami 67, Pittsburgh 63
3-4-15 Petersen Events Center

Miami at Virginia Tech
3-7-15

Miami at ACC Tournament
Game 32
Greensboro Coliseum

Miami 19-11, 9-8

Player	tot-fg 3-pt					rebounds					a	t	b	s	min	
	fg	fga	fg	fga	fta	of	de	tot	pf	tp						
33 Ivan CruzUceda	f	2	4	1	2	0	0	1	2	3	0	5	0	0	0	9
23 Tonye Jekiri	c	4	7	0	0	2	2	7	4	11	3	10	1	2	0	37
05 Davon Reed	g	7	8	3	3	2	2	1	2	3	1	19	3	0	2	33
10 Sheldon McClellan	g	6	16	1	4	7	8	2	2	4	2	20	4	2	0	38
20 Manu Lecomte	g	2	3	1	1	2	2	0	1	1	1	7	1	1	0	18
00 Ja'Quan Newton	2	8	0	0	0	2	0	3	3	1	4	1	0	0	33	
01 Deandre Burnett	0	5	0	1	2	2	2	2	2	2	1	2	0	0	1	18
02 Joe Thomas	0	0	0	0	0	0	0	0	0	0	0	0	0	0	3	
12 James Palmer	0	2	0	1	0	0	0	0	0	2	0	0	1	0	6	
22 Omar Sherman	0	1	0	0	0	0	0	0	0	1	0	0	0	0	5	
TEAM								2	4	6		1				
Totals		23	54	6	12	15	18	13	20	33	12	67	10	7	1	200

TOTAL FG% 1st Half: 12-31 38.7% 2nd Half: 11-23 47.8% Game: 42.6%
 3-Pt. FG% 1st Half: 3-9 33.3% 2nd Half: 3-3 100% Game: 50.0%
 F Throw % 1st Half: 2-3 66.7% 2nd Half: 13-15 86.7% Game: 83.3%

PITT 19-12, 8-9

Player	tot-fg 3-pt					rebounds					a	t	b	s	min	
	fg	fga	fg	fga	fta	of	de	tot	pf	tp						
01 Jamel Artis	f	5	14	2	9	2	2	3	3	6	1	14	1	3	1	36
02 Michael Young	f	9	13	0	0	4	4	4	3	7	2	22	4	2	0	35
11 Derrick Randall	c	0	1	0	0	0	0	0	0	0	1	0	0	0	2	
00 James Robinson	g	2	5	1	3	0	0	0	3	3	4	5	6	1	1	36
03 Cameron Wright	g	5	8	0	0	1	2	0	3	3	4	11	5	1	1	31
12 Chris Jones	0	3	0	2	0	0	1	1	2	3	0	0	0	0	19	
13 Josh Newkirk	0	3	0	2	0	0	0	3	3	0	0	0	1	0	9	
15 A Phillips-Nwankwo	0	0	0	0	0	0	1	1	2	0	0	0	0	0	6	
21 Sheldon Jeter	4	7	3	5	0	0	1	1	2	1	11	2	0	1	26	
TEAM								2	2							
Totals		25	54	6	21	7	8	10	20	30	16	63	18	8	5	200

TOTAL FG% 1st Half: 13-25 52.0% 2nd Half: 12-29 41.4% Game: 46.3%
 3-Pt. FG% 1st Half: 4-10 40.0% 2nd Half: 2-11 18.2% Game: 28.6%
 F Throw % 1st Half: 3-4 75.0% 2nd Half: 4-4 100% Game: 87.5%

Officials: Mike Eades(R), Sean Hull, Lamar Simpson
 Technical fouls: Miami-None. PITT-None. Attendance: 10549

Score by Periods	1st	2nd	Total
Miami	29	38	67
PITT	33	30	63

Points in the paint-UM 26,UP 22. Points off turnovers-UM 9,UP 4.
 2nd chance points-UM 10,UP 9. Fast break points-UM 4,UP 7.
 Bench points-UM 6,UP 11. Score tied-4 times. Lead changed-6 times.
 Last FG-UM 2nd-01:20, UP 2nd-00:09.
 Largest lead-UM by 7 1st-17:07, UP by 6 1st-05:59.
 UM led for 13:11. UP led for 20:24. Game was tied for 06:25.



DEANDRE BURNETT

Redshirt Freshman | Guard | 6-2 | 195

1

Miami, Fla. | Carol City HS

Burnett Season Highs

Points	Season: 21, vs. Green Bay, 12/6/14 ACC: 13, at Boston College, 2/16/15
Rebounds	Season: 8, vs. Illinois, 12/2/14 ACC: 3, at Boston College, 2/16/15
Assists	Season: 4, vs. Charleston, 12/30/14 ACC: 2 (2x) last vs. Virginia Tech, 2/18/15
Steals	Season: 2 (2x) last vs. Eastern Ky., 12/19/14 ACC: 1 (2x) last at Pittsburgh, 3/4/15
Blocked Shots	Season: 1 (4x) last vs. Boston College, 1/10/15 ACC: 1 (2x) last at Pittsburgh, 3/4/15
Field Goals	Season: 8, vs. Green Bay, 12/6/14 ACC: 5, vs. Virginia, 01/03/15
Field Goal Attempts	Season: 16 (2x) last vs. Green Bay, 12/6/14 ACC: 9, vs. Virginia, 01/03/15
Free Throws	Season: 5, at Boston College, 2/16/15 ACC: 5, at Boston College, 2/16/15
Free Throw Attempts	Season: 7, at Boston College, 2/16/15 ACC: 7, at Boston College, 2/16/15
3-Point Field Goals	Season: 3 (3x) last vs. Eastern Ky., 12/19/14 ACC: 2 (2x) last at Boston College, 2/16/15
3-Point Field Goal Attempts	Season: 10, vs. Illinois, 12/2/14 ACC: 5, vs. Virginia, 01/03/15
Minutes	Season: 33, vs. Virginia, 01/03/15 ACC: 33, vs. Virginia, 01/03/15

"There's basketball terminology to describe Deandre to a tee — two words: Bucket getter. He gets buckets. He just knows how to score." — Coach L

- Name is Deandre, but goes by Dre.
- Scorer's DNA.
- Attack mentality off the dribble.
- A pure scorer who can fill it up from deep, knock down medium range jumpers, drive to the basket, hit floaters, and also finish in transition.
- Loves the gym and working on his game; wants to be a great player.
- Throws his body into gaps and creates contact. Crafty and strong.
- Possesses an array of shots — layup, floater, pull up jumper, 3-pointer.
- Max bench: 315, up 85 pounds since his arrival. 185 Bench: 20x.
- Took advantage of redshirt year, and made both himself and others better.
- 2012 Parade All-American.
- In 2013-14 scored 16 points in 22 minutes in the exhibition game, then injured wrist before regular season opener, forcing redshirt season.
- In Spain in August 2014, was the team's second-leading scorer at 14.3 ppg in four contests.
- As a high school senior, averaged 37 ppg, 5 apg and 6 rpg.
- Dropped 25 points and dished 11 assists against Hialeah, when Coach L was watching in the stands.
- Notched 45 points three times in his final prep season.
- Brother Dalvin Cook is a freshman football player at Florida State.
- Favorites: Food: Chicken Ramen Noodles. Pro athlete: Dwyane Wade. Cuban dish: Rice and beans. Quote: Only the strong survive. Ice cream: Vanilla.
- Best advice received: Never give up. Why UM: To stay close to my family in Miami. Started playing basketball: Ninth grade. Dream job: Basketball analyst. Favorite UM athlete: Sean Taylor.


High School: A 2012 *Parade All-American*, one of only two players from the state of Florida and one of five Atlantic Coast Conference recruits to earn the honor ... Third in the nation in scoring as a high school senior ... As a senior, averaged 37 ppg, 5 apg, and 6 rpg ... Notched 45 points three times in his final prep season ... Recorded 25 points and 11 assists in first game Coach L saw him play ... Class AA Player of the Year ... All-state ... First team Miami-Dade County ... As a junior, averaged 28 ppg ... Played for Barry Robinson at Carol City High School ... Earned varsity letters all four years ... On academic honor roll ... Played final year at Massanutten Military Academy in Virginia.

Personal: Name is Deandre, but goes by Dre ... Born Deandre Jammal Burnett on January 29, 1994 in Miami ... Son of Varondria Burnett and James Cook ... Brother to Dalvin, James, Daneisha, Jamiya, and Jameisha ... Brother Dalvin Cook is a freshman football player at Florida State ... Grew up a Canes fan ... Also recruited by South Carolina, Ole Miss, Marshall, Virginia, and La Salle ... Majoring in sports administration ... Played AAU for Team U ... Larranaga's third signee from the state of Florida, joining former Hurricane Shane Larkin (Dr. Phillips) and current junior Tonye Jekiri (Champaign).

BURNETT CAREER STATISTICS

Season	GP	GS	Min.	Avg.	FG	FGA	Pct.	3-Point FG	3-Point FGA	3-Point Pct.	Free Throws FT	Free Throws FTA	Free Throws Pct.	Off. Reb.	Def. Reb.	Tot. Reb.	Avg.	PF	FO	Ast.	TO	Blk	Stl	Pts.	Scoring Avg.
2014-15	20	3	335	16.8	45	124	.363	20	67	.299	29	41	.707	10	33	43	2.2	19	0	10	19	4	8	139	7.0

BURNETT 2014-15			TOTAL				3-PTS			FREE THROWS			REBOUNDS				PF		FO		A		TO		Blk		Stl		Pts		Avg	
Opponent	Date	GS	Min	FG	FGA	Pct	3FG	3FGA	3Pct	FT	FTA	Pct	Off	Def	Tot	Avg	PF	FO	A	TO	Blk	Stl	Pts	Avg								
HOWARD	11-14-14		20	2	11	.182	1	3	.333	4	4	1.000	1	3	4	4.0	2	0	1	2	0	1	9	9.0								
at Florida	11-17-14		6	1	2	.500	0	1	.000	0	0	.000	0	0	0	2.0	0	0	0	0	0	0	2	5.5								
SOUTH ALABAMA	11-28-14		16	4	9	.444	2	4	.500	0	0	.000	1	1	2	2.0	0	0	0	0	1	0	10	7.0								
ILLINOIS	12-02-14		24	7	16	.438	3	10	.300	2	2	1.000	1	7	8	3.5	0	0	0	0	1	0	19	10.0								
GREEN BAY	12-06-14		29	8	16	.500	3	8	.375	2	4	.500	1	2	3	3.4	1	0	1	1	2	0	21	12.2								
SAVANNAH STATE	12-08-14		15	1	4	.250	0	1	.000	2	2	1.000	1	1	2	3.2	0	0	0	2	0	0	4	10.8								
EASTERN KENTUCKY	12-19-14		24	3	9	.333	3	8	.375	0	0	.000	1	4	5	3.4	1	0	0	1	0	2	9	10.6								
vs Providence	12-22-14		18	1	4	.250	0	2	.000	1	4	.250	2	3	5	3.6	1	0	0	1	0	0	3	9.6								
CHARLESTON	12-30-14		20	1	6	.167	1	5	.200	4	6	.667	0	4	4	3.7	1	0	4	0	0	0	7	9.3								
VIRGINIA	01-03-15		33	5	9	.556	2	5	.400	0	1	.000	0	2	2	3.5	2	0	0	0	0	0	12	9.6								
BOSTON COLLEGE	01-10-15	*	23	2	7	.286	1	4	.250	2	3	.667	0	0	0	3.2	2	0	2	1	1	0	7	9.4								
at Duke	01-13-15	*	8	0	1	.000	0	1	.000	1	2	.500	0	0	0	2.9	1	0	0	1	0	0	1	8.7								
at Notre Dame	01-17-15	*	6	0	0	.000	0	0	.000	0	0	.000	0	1	1	2.8	1	0	0	2	0	0	0	8.0								
GEORGIA TECH	01-28-15		8	1	6	.167	1	4	.250	0	0	.000	0	0	0	2.6	1	0	0	1	0	0	3	7.6								
at Boston College	02-16-15		18	3	5	.600	2	4	.500	5	7	.714	1	2	3	2.6	1	0	1	2	0	1	13	8.0								
VIRGINIA TECH	02-18-15		17	0	3	.000	0	2	.000	2	2	1.000	1	0	1	2.5	1	0	2	2	0	0	2	7.6								
at Louisville	02-21-15		16	3	4	.750	1	1	1.000	2	2	1.000	0	0	0	2.4	1	0	0	2	0	0	9	7.7								
FLORIDA STATE	02-25-15		11	0	2	.000	0	1	.000	0	0	.000	0	0	0	2.2	0	0	0	0	0	0	0	7.3								
NORTH CAROLINA	02-28-15		5	3	5	.600	0	2	.000	0	0	.000	0	1	1	2.2	2	0	0	1	0	0	6	7.2								
at PITT	03-04-15		18	0	5	.000	0	1	.000	2	2	1.000	0	2	2	2.2	1	0	0	0	1	1	2	7.0								



IVAN CRUZ UCEDA

Junior | Forward | 6-10 | 237

33

Madrid, Spain | Harcum College (Pa.)

Cruz Uceda Season Highs

Points	Season: 11, vs. North Carolina, 2/28/15 ACC: 11, vs. North Carolina, 2/28/15
Rebounds	Season: 5 (3x) last at Louisville, 2/21/15 ACC: 5 (3x) last at Louisville, 2/21/15
Assists	Season: 1 (3x) last at Louisville, 2/21/15 ACC: 1 (3x) last at Louisville, 2/21/15
Steals	Season: 2, vs. Louisville, 2/3/15 ACC: 2, vs. Louisville, 2/3/15
Blocked Shots	Season: 1, vs. Louisville, 2/3/15 ACC: 1, vs. Louisville, 2/3/15
Field Goals	Season: 3 (2x) last vs. North Carolina, 2/28/15 ACC: 3 (2x) last vs. North Carolina, 2/28/15
Field Goal Attempts	Season: 8, vs. Clemson, 2/8/15 ACC: 8, vs. Clemson, 2/8/15
Free Throws	Season: 5, vs. Florida State, 2/25/15 ACC: 5, vs. Florida State, 2/25/15
Free Throw Attempts	Season: 6, vs. Florida State, 2/25/15 ACC: 6, vs. Florida State, 2/25/15
3-Point Field Goals	Season: 3 (2x) last vs. North Carolina, 2/28/15 ACC: 3 (2x) last vs. North Carolina, 2/28/15
3-Point Field Goal Attempts	Season: 7, vs. North Carolina, 2/28/15 ACC: 7, vs. North Carolina, 2/28/15
Minutes	Season: 25, vs. North Carolina, 2/28/15 ACC: 25, vs. North Carolina, 2/28/15

- First name Ivan is pronounced E-von. Born in Madrid, Spain. First language is Spanish.
- European style game; Vlade Divac type of player.
- Inside-outside threat.
- Clever player. Will beat guys with his intelligence and skill.
- Very good passer.
- Transforming his body, getting leaner and stronger. Never consistently lifted weights before coming to Miami.
- Max bench: 235. 185 Bench: 9x.
- Good instincts for offensive situations.
- Did not speak English before attending Harcum College.
- All-American (H.M.) and All-National Tournament Team at Harcum.
- Set school record for rebounds in game (29) and career (635) at Harcum.
- Averaged 14.6 points, 9.6 rebounds, 2.0 assists, 1.1 steals and 1.1 blocks per game at Harcum.
- Helped lead Harcum to the junior college national semifinals.
- Holds season record for 3-point percentage (45.5%).
- Favorites: Food: Cocido (chickpea-based stew from Madrid, Spain). Music: 80s Music, Otis Redding, Marvin Gaye. Movie: Gladiator. Book: Drazen Petrovic book. Pro athlete: Larry Bird. Cuban dish: Rice and beans with fried plantains.
- Biggest fear: Insects. Best advice received: Believe in yourself. Why UM: Coaches and location. Started playing basketball: 12 years old.

Harcum College

Ranked No. 55 overall by ESPN ... All-American (H.M.) ... All-National Tournament Team ... Averaged 14.6 points, 9.6 rebounds, 2.0 assists, 1.1 steals and 1.1 blocks in 23.3 minutes per game in second season ... Hit 62.5 percent from field, 45.5 percent from long range and 72.4 percent at line ...

Advanced to NJCAA Division I National Semifinals in Hutchinson, Kan., marking first final four appearance in school history ... In NJCAA Region XV Championship, hit 15 of team-best 21 points from behind 3-point line, making five of 10 tries, and grabbed 12 rebounds ... Set school record for rebounds in game (29) and career (635) ... Fourth-highest scorer in Harcum history with 957 points, sixth in blocked shots (76) ... Holds season record for 3-point percentage (45.5%) ... Honors Society.


Personal

First name Ivan is pronounced E-von ... Born Oct. 24, 1991 in Madrid, Spain ... Son of Jose Gabriel Cruz and Pilar Uceda ... Brother to Maria ... Father played pro basketball for Club Deportivo Cajamadrid in Spain ... Majoring in sports management ... Attended Giner de los Rios high school ... Played basketball for Estudiantes in Spain where he averaged 12 points and seven rebounds per game ... Also played for Club Baloncesto Alcobendas, Colegio Brains, Club Baloncesto Las Rozas ... Also recruited by Marquette, Ohio State, Penn State and Villanova.

CRUZ UCEDA CAREER STATISTICS

Season	GP	GS	Min.	Avg.	FG	FGA	Pct.	3-Point	Free Throws	Rebounds	PF	FO	Ast.	TO	Blk	Stl	Scoring		
								FG	FTA	Tot.							Pts.		
2014-15	13	1	172	13.2	16	51	.314	10	35	38	2.9	9	0	3	7	1	4	51	3.9

CRUZ UCEDA 2014-15	Opponent	Date	GS	Min	TOTAL	3-PTS	FREE THROWS	REBOUNDS	PF	FO	A	TO	Blk	Stl	Pts	Avg
					FG FGA Pct	3FG FGA Pct	FT FTA Pct	Off Def Tot Avg								
	at Notre Dame	01-17-15	3	1	2 .500	0 0 .000	0 0 .000	0 0 0 0.0	0	0	0	0	0	0	2	2.0
	NC STATE	01-22-15	12	1	4 .250	0 3 .000	0 0 .000	0 2 2 1.0	0	0	3	0	0	0	2	2.0
	at Syracuse	01-24-15	19	1	2 .500	1 2 .500	0 0 .000	0 5 5 2.3	2	0	1	1	0	0	3	2.3
	GEORGIA TECH	01-28-15	16	2	6 .333	1 4 .250	0 0 .000	1 3 4 2.8	0	0	1	0	0	0	5	3.0
	at Florida State	02-01-15	8	1	3 .333	0 2 .000	0 0 .000	0 1 1 2.4	3	0	0	0	0	0	2	2.8
	LOUISVILLE	02-03-15	23	1	4 .250	1 3 .333	1 2 .500	1 3 4 2.7	0	0	2	1	2	4	3.0	
	CLEMSON	02-08-15	11	3	8 .375	3 6 .500	1 2 .500	3 2 5 3.0	0	0	0	0	0	0	10	4.0
	at Wake Forest	02-11-15	4	1	4 .250	0 2 .000	0 0 .000	1 2 3 3.0	0	0	0	0	0	0	2	3.8
	VIRGINIA TECH	02-18-15	3	0	0 .000	0 0 .000	0 0 .000	0 1 1 2.8	0	0	0	0	0	0	0	3.3
	at Louisville	02-21-15	20	0	4 .000	0 2 .000	0 0 .000	1 4 5 3.0	1	0	1	1	0	1	0	3.0
	FLORIDA STATE	02-25-15	19	0	3 .000	0 2 .000	5 6 .833	1 2 3 3.0	2	0	0	0	0	0	5	3.2
	NORTH CAROLINA	02-28-15	25	3	7 .429	3 7 .429	2 2 1.000	1 1 2 2.9	1	0	0	0	0	1	11	3.8
	at PITT	03-04-15	*	9	2 4 .500	1 2 .500	0 0 .000	1 2 3 2.9	0	0	0	0	0	0	5	3.9



TONYE JEKIRI

Junior | Center | 7-0 | 244

23

Hialeah, Fla. | Champagnat Catholic School (Fla.) | Port Harcourt, Nigeria

Gildan Charleston Classic All-Tournament Team

"Tonye is playing with a lot more confidence than he did last season" — Coach L

- Only remaining player from the 2013 ACC Championship and NCAA Sweet 16 team, after 10 graduated and one player jumped to the NBA.
- Has only played basketball for five years after moving from Nigeria to South Florida in September 2010 to begin hoops career. Previously played soccer in Africa, but his height led him to hoops.
- Gained 30 pounds from arrival on campus freshman year.
- Terrific learner who picks up concepts quickly.
- Good passer for his size.
- One of three players returning from the 2013-14 squad.
- Rebounder and shot blocker who is developing his offensive game.
- Can play with back to basket or step out for a 15-17-foot jump shot.
- 185 Bench: 14x.
- Runs the floor like a guard and has unstoppable motor. Exceptionally fast and athletically gifted for a big man.
- Saints fan because of former Hurricane Jimmy Graham.
- Second Florida recruit in Larrañaga era, following Shane Larkin.
- First time he saw snow was on a roadtrip to UMass on Dec. 1, 2012, during freshman season.
- Acclimated himself well from Nigeria to U.S. culture.
- Chose jersey number 23 because July 23 is birthday.
- Approach vertical: 37.
- Favorites: Food: Rice & chicken. Basketball movie: Love & Basketball. Sport besides basketball: Soccer.
- Why UM: The coaching staff.
- Jekiri on his arrival in the United States: "I remember I took a shower, was wondering where the water was coming from. In Africa you go fetch it with a bucket, or you see a tank that stores the water at the back of the house. Over here I was asking where the water was coming from. I kept looking because I'd been in the shower for so long and the water just kept coming out, didn't run out. That was one thing I was shocked about it."

High School: Rated the 17th-best center in the country by ESPN.com and No. 13 by Scout.com ... Averaged 20 points, 12 rebounds and 5 blocks per game as a senior ... Notched 45 points and 20 rebounds in regional semifinals and 18 points, 14 rebounds and six blocks in regional finals ... Led his team to the 2A state title game ... First team 2011-12 Boys Class 2A All-State Team ... First Team All-FHSAA Tournament at state championships ... Orlando Sentinel's 2011-12 All-Florida boys basketball team ... Averaged 14 points and 10 rebounds per game as a junior with Champagnat, his first year of organized hoops ... Team MVP ... Team captain ... On the AAU circuit, played for Team Breakdown ... Dominated at the Source Hoops Elite Camp and led Team Breakdown to championships in the Breakdown Hoops Festival and the Big Shots Myrtle Beach I ... Can play with his back to the basket or step out for a 10-12-foot shot ... Runs the floor like a guard and has an unstoppable motor.

Personal: Born July 23, 1994 in Nigeria ... Given name is Tonye Frank Jekiri (TAHN-yay Ja-KEER-EE) ... Son of Emiliina and Frank ... Brother to Tammie, Omiebi and Boma ... Majoring in sports administration ... Chose his jersey number 23 because July 23 is his birthday ... Originally from Nigeria, Jekiri moved to South Florida in September 2010 to begin his basketball career ... Previously played soccer ... Chose Miami over considerations from Virginia Tech, Clemson, Florida State, Auburn, Vanderbilt and Alabama ... Jekiri was Larrañaga's second recruit from the state of Florida, joining former Canes PG Shane Larkin from Orlando, Fla.

Jekiri Season / Career Highs

Points

Season: 15, vs. Virginia Tech, 2/18/15
 Career: 15 (2x) last vs. Virginia Tech, 2/18/15
 ACC: 15 (2x) last vs. Virginia Tech, 2/18/15

Rebounds

Season: 17, vs. Clemson, 2/8/15
 Career: 17, vs. Clemson, 2/8/15
 ACC: 17, vs. Clemson, 2/8/15

Assists

Season: 8, vs. South Alabama, 11/28/14
 Career: 8, vs. South Alabama, 11/28/14
 ACC: 4, vs. Syracuse, 1/25/14

Steals

Season: 4, at Duke, 1/13/15
 Career: 4, at Duke, 1/13/15
 ACC: 4, at Duke, 1/13/15

Blocked Shots

Season: 5 (2x) last vs. Clemson, 2/8/15
 Career: 5 (2x) last vs. Clemson, 2/8/15
 ACC: 5, vs. Clemson, 2/8/15

Field Goals

Season: 6 (2x) last at Louisville, 2/21/15
 Career: 6 (2x) last at Louisville, 2/21/15
 ACC: 6, (2x) last at Louisville, 2/21/15

Field Goal Attempts

Season: 14, vs. Louisville, 2/3/15
 Career: 14, vs. Louisville, 2/3/15
 ACC: 14, vs. Louisville, 2/3/15

Free Throws

Season: 8, at Boston College, 2/16/15
 Career: 8, at Boston College, 2/16/15
 ACC: 8, at Boston College, 2/16/15

Free Throw Attempts

Season: 10, at Boston College, 2/16/15
 Career: 10, at Boston College, 2/16/15
 ACC: 10, at Boston College, 2/16/15

3-Point Field Goals

Season: --
 Career: --
 ACC: --

3-Point Field Goal Attempts

Season: --
 Career: --
 ACC: --

Minutes


Season: 47, at Boston College, 2/16/15
 Career: 47, at Boston College, 2/16/15
 ACC: 47, at Boston College, 2/16/15

JEKIRI CAREER STATISTICS

Season	GP	GS	Min.	Avg.	FG	FGA	Pct.	3-Point			Free Throws			Rebounds			PF	FO	Ast.	TO	Blk	Stl	Pts.	Avg.	
								FG	FGA	Pct.	FT	FTA	Pct.	Off.	Def.	Tot.									Avg.
2012-13	34	0	235	6.9	18	35	.514	0	0	.000	11	20	.550	28	27	55	1.6	35	0	4	11	11	7	47	1.4
2013-14	33	16	705	21.4	57	125	.456	0	0	.000	25	43	.581	67	113	180	5.5	87	5	22	31	29	21	139	4.2
2014-15	30	30	936	31.2	101	196	.515	0	0	.000	59	82	.720	99	215	314	10.5	93	4	37	44	47	18	261	8.7
TOTAL	97	46	1876	19.3	176	356	.494	0	0	.000	95	145	.655	194	355	549	5.7	215	9	63	86	87	46	447	4.6

JEKIRI 2014-15

Opponent	Date	GS	Min	TOTAL			3-PTS			FREE THROWS			REBOUNDS			PF	FO	A	TO	Blk	Stl	Pts	Avg	
				FG	FGA	Pct	3FG	FGA	Pct	FT	FTA	Pct	Off	Def	Tot									Avg
HOWARD	11-14-14	*	26	2	6	.333	0	0	.000	2	2	1.000	5	6	11	11.0	5	1	1	1	1	6	6.0	
at Florida	11-17-14	*	28	2	4	.500	0	0	.000	4	4	1.000	3	5	8	9.5	4	0	1	2	3	1	8	7.0
vs Drexel	11-20-14	*	29	4	9	.444	0	0	.000	0	0	.000	3	10	13	10.7	3	0	4	2	2	0	8	7.3
vs Akron	11-21-14	*	34	4	10	.400	0	0	.000	0	0	.000	7	9	16	12.0	4	0	0	2	4	0	8	7.5
vs Charlotte	11-23-14	*	36	3	5	.600	0	0	.000	5	5	1.000	2	5	7	11.0	2	0	1	0	2	0	11	8.2
at Charlotte	11-25-14	*	32	2	3	.667	0	0	.000	0	2	.000	5	8	13	11.3	5	1	1	1	1	0	4	7.5
SOUTH ALABAMA	11-28-14	*	30	4	7	.571	0	0	.000	5	6	.833	2	6	8	10.9	3	0	2	5	0	13	8.3	
ILLINOIS	12-02-14	*	29	3	6	.500	0	0	.000	0	0	.000	3	6	9	10.6	4	0	2	1	2	0	6	8.0
GREEN BAY	12-06-14	*	29	1	2	.500	0	0	.000	0	0	.000	1	2	3	9.8	2	0	1	1	1	0	2	7.3
SAVANNAH STATE	12-08-14	*	27	4	6	.667	0	0	.000	0	2	.000	1	8	9	9.7	1	0	3	2	1	1	8	7.4
EASTERN KENTUCKY	12-19-14	*	18	0	1	.000	0	0	.000	2	2	1.000	0	6	6	9.4	2	0	0	1	0	1	2	6.9
vs Providence	12-22-14	*	35	4	7	.571	0	0	.000	4	4	1.000	3	7	10	9.4	2	0	2	3	0	1	12	7.3
CHARLESTON	12-30-14	*	18	4	6	.667	0	0	.000	0	2	.000	0	8	8	9.3	4	0	1	2	1	0	8	7.4
VIRGINIA	01-03-15	*	39	4	8	.500	0	0	.000	0	1	.000	4	8	12	9.5	5	1	3	1	0	2	8	7.4
BOSTON COLLEGE	01-10-15	*	36	5	7	.714	0	0	.000	3	6	.500	1	14	15	9.9	2	0	0	2	3	1	13	7.8
at Duke	01-13-15	*	37	3	5	.600	0	0	.000	4	6	.667	2	8	10	9.9	3	0	0	2	1	4	10	7.9
at Notre Dame	01-17-15	*	24	4	9	.444	0	0	.000	0	0	.000	4	9	13	10.1	2	0	0	0	0	0	8	7.9
NC STATE	01-22-15	*	34	2	3	.667	0	0	.000	2	2	1.000	1	9	10	10.1	3	0	0	1	1	0	6	7.8
at Syracuse	01-24-15	*	36	5	10	.500	0	0	.000	3	3	1.000	6	9	15	10.3	4	0	1	2	3	0	13	8.1
GEORGIA TECH	01-28-15	*	28	5	6	.833	0	0	.000	3	4	.750	4	5	9	10.3	3	0	0	1	0	1	13	8.4
at Florida State	02-01-15	*	31	2	6	.333	0	0	.000	0	0	.000	2	3	5	10.0	4	0	0	0	1	1	4	8.1
LOUISVILLE	02-03-15	*	32	5	14	.357	0	0	.000	0	0	.000	6	4	10	10.0	2	0	2	1	0	0	10	8.2
CLEMSON	02-08-15	*	34	3	7	.429	0	0	.000	0	0	.000	5	12	17	10.3	2	0	2	3	5	0	6	8.1
at Wake Forest	02-11-15	*	21	3	4	.750	0	0	.000	0	0	.000	0	3	3	10.0	5	1	0	0	0	1	6	8.0
at Boston College	02-16-15	*	47	2	9	.222	0	0	.000	8	10	.800	5	10	15	10.2	4	0	0	4	4	1	12	8.2
VIRGINIA TECH	02-18-15	*	28	6	7	.857	0	0	.000	3	4	.750	7	8	15	10.4	1	0	2	1	2	1	15	8.5
at Louisville	02-21-15	*	34	6	12	.500	0	0	.000	1	3	.333	6	9	15	10.6	3	0	1	0	0	0	13	8.6
FLORIDA STATE	02-25-15	*	32	3	4	.750	0	0	.000	6	8	.750	3	8	11	10.6	4	0	0	3	1	1	12	8.8
NORTH CAROLINA	02-28-15	*	35	2	6	.333	0	0	.000	2	4	.500	1	6	7	10.4	2	0	0	1	3	0	6	8.7
at PITT	03-04-15	*	37	4	7	.571	0	0	.000	2	2	1.000	7	4	11	10.5	3	0	1	2	0	0	10	8.7



MANU LECOMTE

Sophomore | Guard | 5-11 | 170

Brussels, Belgium | Athene des Pagodes

20

Lecomte Season Highs

Points

Season: 23, at Duke, 1/13/15
 Career: 23, at Duke, 1/13/15
 ACC: 23, at Duke, 1/13/15

Rebounds

Season: 4, vs. Savannah State, 12/9/14
 Career: 5 (3x), last vs. Wake Forest, 3/8/14
 ACC: 5 (3x), last vs. Wake Forest, 3/8/14

Assists

Season: 5 (2x) last vs. So. Alabama, 11/28/14
 Career: 7, at North Carolina, 1/8/14
 ACC: 7, at North Carolina, 1/8/14

Steals

Season: 2 (3x), last at Wake Forest, 2/11/15
 Career: 3, vs. Wake Forest, 3/8/14
 ACC: 3, vs. Wake Forest, 3/8/14

Blocked Shots

Season: --
 Career: 1, vs. Ga. Southern, 11/11/13
 ACC: --

Field Goals

Season: 7 at Charlotte, 11/25/14
 Career: 8, at Maryland, 1/29/14
 ACC: 8, at Maryland, 1/29/14

Field Goal Attempts

Season: 13 (2x) last at Charlotte, 11/25/14
 Career: 13 (2x) last at Charlotte, 11/25/14
 ACC: 12, at Georgia Tech, 1/18/14

Free Throws

Season: 10, at Duke, 1/13/15
 Career: 10, at Duke, 1/13/15
 ACC: 10, at Duke, 1/13/15

Free Throw Attempts

Season: 11, at Duke, 1/13/15
 Career: 11, at Duke, 1/13/15
 ACC: 11, at Duke, 1/13/15

3-Point Field Goals

Season: 4 (2x) last vs. Savannah State, 12/9/14
 Career: 4 (2x) last vs. Savannah State, 12/9/14
 ACC: 3 (3x) last at Duke, 1/13/15

3-Point Field Goal Attempts

Season: 10, vs. Charlotte, 11/23/14
 Career: 10, vs. Charlotte, 11/23/14
 ACC: 5, vs. Clemson, 2/8/15

Minutes

Season: 37, vs. North Carolina, 2/28/15
 Career: 38, at North Carolina, 1/8/14
 ACC: 38, at North Carolina, 1/8/14

2013-14			
Opposition	P	R	A
St. Francis (NY)	9	1	1
Ga. Southern	12	4	1
Texas Southern	12	3	4
at C of Charleston	14	4	5
UCF	0	0	2
vs Geo. Wash.	5	2	0
at CS Fullerton	4	3	1
vs Arizona State	2	1	1
at Nebraska	5	2	4
Virginia Tech	7	4	2
at Savannah State	10	2	4
La Salle	5	4	2
Loyola	6	0	3
at Syracuse	8	0	0
at North Carolina	11	3	7
Florida State	2	1	6
at Georgia Tech	16	4	3
Duke	4	0	2
Syracuse	3	0	1
at Maryland	19	0	2
Norfolk State	13	3	2
Pittsburgh	8	5	2
NC State	13	4	1
at Florida State	6	0	3
at Virginia Tech	0	0	2
Notre Dame	8	1	2
Boston College	11	3	1
at Virginia	3	5	0
at NC State	15	2	3
at Clemson	4	2	1
Wake Forest	9	5	6
vs Virginia Tech	2	2	3
vs NC State	7	0	0

- Manu Lecomte – pronounced Man-ew La-cont (French).
- Increased strength since arriving at UM in 2013.
- Competed in Belgium's U16, U18 and U20 championships, leading Belgian team to championship game of FIBA U20 European Championships, Division B. Named to U20 Men Division B 2014 All-Tournament Team after averaging 20.0 points, 5.0 rebounds, 3.0 assists, 1.1 steals in 30.4 minutes per game.
- Can shoot the three or pull up for jumpers.
- Max bench: 300, up 85 pounds since his arrival. 185 Bench: 18x.
- One of three players returning from the 2013-14 squad.
- Played as an amateur at the pro level in Belgium since he was 16.
- Head coach Larrañaga and assistant coach Michael Huger both played pro ball in Belgium.
- Young collegiate player, turning 18 in August of his freshman year at Miami.
- Very good shooter who averages in upper 60s in five minutes of threes drill.
- Adjusted well to American culture and has acclimated himself well to Miami.
- Did not visit campus before attending UM.
- Improved strength in short amount of time.
- Approach vertical: 35.5 | Bench max: 245 | 185 test: 11
- Very professional about his game, wants to improve, spends a lot of time working at it.
- First language is French. Mother is Cameroonian and father is Belgian.
- Played for second division Mons-Hainant Belfius in Belgium where he averaged 12.4 points, 2.8 rebounds, and 3.2 assists per game
- Favorites: Food: Spaghetti. Movie: Space Jam. Pro athlete: Tony Parker. Ice cream flavor: Strawberry.
- Biggest fear: Spiders. Best advice given: Visualize how you want to play. Why UM: Coaching staff. Started playing basketball: Age 4.

Summer of 2014: Led Belgian team to championship game of FIBA U20 European Championships, Division B, held in Sarajevo, Bosnia & Herzegovina ... Named to U20 Men Division B 2014 All-Tournament Team ... Averaged 20.0 points, 5.0 rebounds, 3.0 assists, 1.1 steals in 30.4 minutes per game ... In eight games, averaged 47.1 percent from the field, including 53.8 percent from 2-point range, and was 79.5 percent at the line ... Ranked second in the tournament in points per game, fourth in field goals made and free throw percentage and seventh in free throws made ... Posted a 34-point night against Belarus, also recording four assists, three steals and three rebounds in the 21-point win ... Against Cyprus hit 11-of-13 from the line ... Drained four shots from long distance in two outings ... Six or more rebounds in four games.


Personal: Full name is Emmanuel Lecomte ... Goes by Manu [man-ew] ... Last name pronounced La-conn-t ... Born Aug. 16, 1995 ... Son of Philippe and Marie ... Brother to Christina ... Played for second division Mons-Hainant Belfius in Belgium ... Majoring in economics ... Also played for Dexia Mons-Hainaut where he has averaged 12.4 points, 2.8 rebounds, and 3.2 assists per game ... A true point guard who can also shoot the three or pull up for jumpers ... Competed in Belgium's U16, U18 and U20 championships, most recently playing in the U18 European Championship, where he led his country in scoring with 12.0 ppg and 2.9 assists in eight outings ... Also recruited by Gonzaga, Creighton and UAB.

LECOMTE CAREER STATISTICS

Season	GP	GS	Min.	Avg.	FG			3-Point			Free Throws			Rebounds			PF	FO	Ast.	TO	Blk	Stl	Scoring		
					F	A	Pct.	F	A	Pct.	FT	FTA	Pct.	Off.	Def.	Tot.							Avg.	Pts.	Avg.
2013-14	33	17	924	28.0	85	200	.425	27	68	.397	56	72	.778	23	47	70	2.1	63	0	77	58	1	21	253	7.7
2014-15	30	17	691	23.0	77	174	.443	44	97	.454	36	42	.857	9	32	41	1.4	41	0	54	35	0	17	234	7.8
TOTAL	63	34	1615	25.6	162	374	.433	71	165	.430	92	114	.807	32	79	111	1.8	104	0	131	93	1	38	487	7.7

LECOMTE 2014-15

Opponent	Date	GS	Min	TOTAL			3-PTS			FREE THROWS			REBOUNDS				PF	FO	A	TO	Blk	Stl	Pts	Avg.
				FG	FGA	Pct	3FG	FGA	Pct	FT	FTA	Pct	Off	Def	Tot	Avg								
HOWARD	11-14-14	*	21	5	9	.556	3	6	.500	1	1	1.000	1	1	2.0	4	0	3	1	0	2	14	14.0	
at Florida	11-17-14	*	22	1	3	.333	1	3	.333	0	0	.000	0	1	1.5	4	0	1	3	0	0	3	8.5	
vs Drexel	11-20-14	*	34	6	9	.667	3	5	.600	0	0	.000	1	2	3.0	0	0	1	1	0	0	15	10.7	
vs Akron	11-21-14	*	32	5	6	.833	2	3	.667	0	0	.000	1	0	1.8	2	0	5	0	0	0	12	11.0	
vs Charlotte	11-23-14	*	36	6	13	.462	3	10	.300	0	0	.000	0	0	0.4	0	0	2	0	0	1	15	11.8	
at Charlotte	11-25-14	*	36	7	13	.538	4	5	.800	0	0	.000	1	0	1.3	1	0	1	2	0	1	18	12.8	
SOUTH ALABAMA	11-28-14	*	28	3	6	.500	2	3	.667	6	6	1.000	1	2	3.6	1	0	5	0	0	1	14	13.0	
ILLINOIS	12-02-14	*	35	4	8	.500	2	5	.400	5	7	.714	2	1	3.8	3	0	1	0	0	0	15	13.3	
GREEN BAY	12-06-14	*	17	0	2	.000	0	1	.000	0	0	.000	0	0	0.6	2	0	0	3	0	1	0	11.8	
SAVANNAH STATE	12-08-14	*	32	5	7	.714	4	6	.667	1	1	1.000	0	4	4.8	2	0	0	3	0	0	15	12.1	
EASTERN KENTUCKY	12-19-14	*	33	3	9	.333	1	5	.200	0	0	.000	0	2	2.8	1	0	3	1	0	0	7	11.6	
vs Providence	12-22-14	*	15	0	5	.000	0	4	.000	0	0	.000	0	0	0.7	1	0	1	1	0	0	0	10.7	
CHARLESTON	12-30-14	*	22	2	7	.286	1	3	.333	0	0	.000	0	3	3.8	1	0	2	1	0	1	5	10.2	
VIRGINIA	01-03-15	*	10	0	3	.000	0	1	.000	0	0	.000	0	0	0.6	2	0	1	0	0	0	0	9.5	
BOSTON COLLEGE	01-10-15	*	24	3	7	.429	1	4	.250	0	0	.000	0	1	1.6	0	0	2	0	0	2	7	9.3	
at Duke	01-13-15	*	28	5	10	.500	3	4	.750	10	11	.909	0	1	1.6	2	0	2	1	0	1	23	10.2	
at Notre Dame	01-17-15	*	15	1	4	.250	1	2	.500	0	0	.000	1	0	1.5	0	0	1	1	0	1	3	9.8	
NC STATE	01-22-15	*	12	0	3	.000	0	1	.000	0	0	.000	0	0	0.4	0	0	1	1	0	1	0	9.2	
at Syracuse	01-24-15	*	15	3	8	.375	1	3	.333	0	0	.000	0	1	1.4	1	0	2	0	0	0	7	9.1	
GEORGIA TECH	01-28-15	*	21	2	6	.333	2	3	.667	0	0	.000	0	0	0.4	1	0	2	1	0	0	6	9.0	
at Florida State	02-01-15	*	20	3	3	1.000	2	2	1.000	0	0	.000	0	1	1.3	1	0	4	3	0	0	8	8.9	
LOUISVILLE	02-03-15	*	13	0	1	.000	0	0	.000	3	3	1.000	0	0	1.3	0	0	3	1	0	1	3	8.6	
CLEMSON	02-08-15	*	25	2	6	.333	2	5	.400	0	0	.000	0	1	1.3	2	0	3	0	0	1	6	8.5	
at Wake Forest	02-11-15	*	26	1	2	.500	1	2	.500	0	0	.000	0	1	1.3	1	0	2	2	0	2	3	8.3	
at Boston College	02-16-15	*	31	2	5	.400	1	4	.250	5	6	.833	0	2	2.3	3	0	1	0	0	0	10	8.4	
VIRGINIA TECH	02-18-15	*	13	2	4	.500	2	3	.667	0	2	.000	0	3	3.3	2	0	0	0	0	0	6	8.3	
at Louisville	02-21-15	*	9	1	2	.500	0	0	.000	0	0	.000	1	0	1.3	0	0	0	4	0	0	2	8.0	
FLORIDA STATE	02-25-15	*	11	0	1	.000	0	1	.000	0	0	.000	0	1	1.3	1	0	0	1	0	0	0	7.8	
NORTH CAROLINA	02-28-15	*	37	3	9	.333	1	2	.500	3	3	1.000	0	3	3.4	2	0	4	3	0	1	10	7.8	
at PITT	03-04-15	*	18	2	3	.667	1	1	1.000	2	2	1.000	0	1	1.4	1	0	1	1	0	0	7	7.8	



SHELDON McCLELLAN 10

Redshirt Junior | Guard | 6-5 | 205

Houston, Texas | Texas | Bellaire

McClellan Season / Career Highs

Points
 Season: 31, at Charlotte, 11/25/14
 Career: 31, at Charlotte, 11/25/14
 ACC: 24, at Boston College, 2/16/15

Rebounds
 Season: 11, at Charlotte, 11/25/14
 Career: 11, at Charlotte, 11/25/14
 ACC: 10, vs. NC State, 1/22/15

Assists
 Season: 5 (2x) last at Wake Forest, 2/11/15
 Career: 5 (2x) last at Wake Forest, 2/11/15
 ACC: 5, at Wake Forest, 2/11/15

Steals
 Season: 3 (2x) last vs. Virginia, 01/03/15
 Career: 4, at Kansas, 2/16/13
 ACC: 3, vs. Virginia, 01/03/15

Blocked Shots
 Season: 1 (4x) last vs. Virginia Tech, 2/18/15
 Career: 1 (10x), last vs. Virginia Tech, 2/18/15
 ACC: 1 (4x) last vs. Virginia Tech, 2/18/15

Field Goals
 Season: 11, at Charlotte, 11/25/14
 Career: 11, at Charlotte, 11/25/14
 ACC: 8, at Boston College, 2/16/15

Field Goal Attempts
 Season: 17, at Charlotte, 11/25/14
 Career: 20, at Oklahoma, 1/21/13
 ACC: 16, at Pittsburgh, 3/4/15

Free Throws
 Season: 7 (2x) last at Pittsburgh, 3/4/15
 Career: 14, vs. Fresno State, 11/9/12
 ACC: 7 (2x) last at Pittsburgh, 3/4/15

Free Throw Attempts
 Season: 8, at Pittsburgh, 3/4/15
 Career: 14, vs. Fresno State, 11/9/12
 ACC: 8, at Pittsburgh, 3/4/15

3-Point Field Goals
 Season: 5, at Charlotte, 11/25/14
 Career: 5, at Charlotte, 11/25/14
 ACC: 4, at Boston College, 2/16/15

3-Point Field Goal Attempts
 Season: 8, vs. Providence, 12/22/14
 Career: 9, vs. Oklahoma 2/29/12
 ACC: 7 (2x) last at Boston College, 2/16/15

Minutes
 Season: 50, vs. Virginia, 01/03/15
 Career: 50, vs. Virginia, 01/03/15
 ACC: 50, vs. Virginia, 01/03/15

Midseason Watch List for Jerry West Award ACC Player of the Week - Dec. 1, 2014

"He's an extremely gifted athlete. Running, jumping, changing directions, balance. He's as high a level an athlete as I've coached in 43 years. He has a certain way of playing that's very, very good." – Coach L
 "No question, he's been one of the most talented guys we've ever been around." – Assistant Coach Eric Konkol

- Nickname is Mac.
- Tremendous redshirt year, making himself more of an offensive threat. A volume scorer.
- Good in transition, making a wide assortment of layups, both left and right handed.
- Now a proficient 3-point shooter, and worked on perimeter jump shot.
- Strength numbers are at highest levels of his career, including a 60-pound gain in bench press.
- Ability to get fouled a lot due to his attack mentality.
- Max bench: 285, up 80 pounds since his arrival. 185 Bench: 13x.
- Entertaining personality with a quick wit.
- Coaches want him to be the Carmelo Anthony of the team.
- Grew up working on his game with John Lucas.
- Transferred from University of Texas in fall of 2013, sitting out 2013-14 due to NCAA transfer rules.
- Averaged 13.5 points and 3.9 rebounds as a sophomore for the Longhorns.
- Favorites: Food: Sloppy Joe and Chipotle. Movie: Chuckie. Pro athlete: Kyrie Irving. Quote: Elite. Ice cream flavor: Vanilla.
- Why UM: Coach L. Started playing basketball: Age 3.
- McClellan after watching Miami play in the 2013 NCAA Tournament games in Austin, Texas: "I liked the plays they ran, the open-court stuff, and the way they all seemed to be playing for each other. They seemed to be having fun, and the coaches seemed positive on the bench. I wish I had come here as a freshman."

"At UM, everything is positive, never any negative energy. Coach L is like a father on the court. I love him to death. I like how positive he is, whether after a bad shot or reminding us to move on to the next play. That's how I liked to be pushed, not by negative reinforcement." – Sheldon McClellan

High School: No. 47 prospect nationally in the ESPNU 100 and No. 60 prospect by Rivals.com following senior season ... Averaged a team-best 25.6 points, 7.2 rebounds, 5.0 assists and 2.0 steals per game while helping Bellaire to a 20-9 mark and the first round of the Class 5A state playoffs ... Career-high 56 points in the season-opening win against Booker T. Washington ... Averaged 20 points per game while leading Bellaire to a 35-2 record and a trip to the Class 5A regional finals in his junior season ... Coached by Bruce Glover.

Personal: Born Dec. 21, 1992 in Houston, Texas ... Full name is Sheldon Reeves McClellan ... Son of Angel Johnson (mother) ... Brother to Justin Jones ... Majoring in liberal arts ... Played AAU for Houston Select ... Cousin Jawaan McClellan played basketball for Arizona and professionally overseas ... Favorite food is a homemade sloppy joe.


2011-12				2012-13			
Opposition	P	R	A	Opposition	P	R	A
Boston Univ.	6	1	2	Fresno State	20	2	0
Rhode Island	10	2	0	Coppin State	25	2	1
vs Oregon State	12	5	1	vs Chaminade	14	1	1
vs NC State	16	3	0	vs USC	11	7	1
Sam Houston St.	12	6	0	vs Mississippi St.	19	5	0
North Texas	8	1	0	Sam Houston St.	16	8	0
at UCLA	8	2	0	UT Arlington	14	5	1
UT Arlington	23	6	0	vs Georgetown	12	4	0
Texas State	13	6	1	vs UCLA	12	2	3
Nichols State	12	3	1	Texas State	10	8	2
Temple	6	8	0	North Carolina	18	6	3
at North Carolina	16	2	0	at Michigan St.	13	2	0
Rice	19	2	0	Rice	14	9	0
at Iowa State	14	4	0	at Baylor	21	5	2
Oklahoma State	6	4	1	West Virginia	9	5	0
Texas A&M	7	0	1	at Iowa State	0	0	0
at Missouri	6	3	2	Kansas	18	1	1
at Kansas State	19	3	2	at Oklahoma	25	4	2
Kansas	11	5	1	Texas Tech	10	3	0
Iowa State	5	2	1	at Kansas State	15	4	1
at Baylor	2	0	1	TCU	15	3	0
Missouri	2	3	0	at West Virginia	14	8	1
Texas Tech	17	3	1	Oklahoma State	4	2	0
at Texas A&M	15	3	0	Iowa State	18	8	0
Kansas State	11	7	0	at Kansas	7	4	0
at Oklahoma	13	5	0	at TCU	0	0	0
at Oklahoma St.	15	2	0	Kansas State	15	5	1
Baylor	13	5	0	Oklahoma	18	8	3
at Texas Tech	7	3	1	at Oklahoma St.	0	2	0
Oklahoma	24	3	0	Baylor	23	1	0
at Kansas	6	2	2	at Texas Tech	27	4	2
vs Iowa State	9	2	0	vs TCU	12	1	1
vs Missouri	10	4	0	vs Kansas State	5	1	1
vs Cincinnati	10	2	3	at Houston	6	2	2

McCLELLAN CAREER STATISTICS

Texas	GP	GS	Min.	Avg.	FG	FGA	Pct.	3-Point			Free Throws			Rebounds			PF	FO	Ast.	TO	Blk	Stl	Scoring		
								FG	FGA	Pct.	FT	FTA	Pct.	Off.	Def.	Tot.							Avg.	Pts.	Avg.
2011-12	34	9	879	25.9	129	288	.448	35	113	.310	90	119	.756	39	73	112	3.3	34	0	21	30	3	35	383	11.3
2012-13	34	15	929	27.3	136	356	.382	33	121	.273	155	186	.833	36	96	132	3.9	28	0	29	57	3	28	460	13.5
TOTAL	68	24	1808	26.6	265	644	.411	68	234	.291	245	305	.803	75	169	244	3.6	62	0	50	87	6	63	843	12.4

Miami	GP	GS	Min.	Avg.	FG	FGA	Pct.	FG	FGA	Pct.	FT	FTA	Pct.	Off.	Def.	Tot.	Avg.	PF	FO	Ast.	TO	Blk	Stl	Pts.	Avg.

McCLELLAN 2014-15		TOTAL			3-PTS			FREE THROWS			REBOUNDS			PF	FO	A	TO	Blk	Stl	Pts	Avg.			
Opponent	Date	GS	Min	FG	FGA	Pct	3FG	FGA	Pct	FT	FTA	Pct	Off									Def	Tot	Avg
HOWARD	11-14-14	*	25	8	12	.667	0	3	.000	3	4	.750	0	4	4	4.0	1	0	2	2	0	1	19	19.0
at Florida	11-17-14	*	39	4	10	.400	0	1	.000	1	3	.333	2	5	7	5.5	1	0	5	1	0	0	9	14.0
vs Drexel	11-20-14	*	32	2	7	.286	1	3	.333	0	0	.000	1	4	5	5.3	0	0	3	1	0	1	5	11.0
vs Akron	11-21-14	*	27	7	11	.636	1	3	.333	2	3	.667	0	6	6	5.5	2	0	3	3	0	3	17	12.5
vs Charlotte	11-23-14	*	36	9	15	.600	0	2	.000	1	1	1.000	3	5	8	6.0	3	0	3	3	0	1	19	13.8
at Charlotte	11-25-14	*	34	11	17	.647	5	7	.714	4	4	1.000	1	10	11	6.8	1	0	3	3	0	2	31	16.7
SOUTH ALABAMA	11-28-14	*	29	6	6	1.000	1	1	1.000	4	4	1.000	0	2	2	6.1	1	0	2	1	0	0	17	16.7
ILLINOIS	12-02-14	*	37	5	10	.500	2	4	.500	2	2	1.000	1	8	9	6.5	2	0	2	0	0	0	14	16.4
GREEN BAY	12-06-14	*	33	7	16	.438	1	3	.333	1	2	.500	2	6	8	6.7	4	0	1	0	0	0	16	16.3
SAVANNAH STATE	12-08-14	*	29	4	5	.800	1	1	1.000	6	6	1.000	2	2	4	6.4	3	0	3	2	0	2	15	16.2
EASTERN KENTUCKY	12-19-14	*	32	4	9	.444	3	7	.429	3	6	.500	0	1	1	5.9	4	0	1	3	0	0	14	16.0
vs Providence	12-22-14	*	38	6	15	.400	2	8	.250	3	3	1.000	2	2	4	5.8	3	0	1	2	0	2	17	16.1
CHARLESTON	12-30-14	*	25	4	7	.571	1	1	1.000	2	3	.667	1	1	2	5.5	1	0	0	0	0	0	11	15.7
VIRGINIA	01-03-15	*	50	4	10	.400	2	6	.333	6	6	1.000	2	6	8	5.6	3	0	0	5	0	3	16	15.7
BOSTON COLLEGE	01-10-15	*	36	5	10	.500	1	3	.333	0	1	.000	1	5	6	5.7	2	0	2	0	1	0	11	15.4
at Duke	01-13-15	*	31	5	11	.455	1	5	.200	3	4	.750	0	3	3	5.5	1	0	2	1	0	1	14	15.3
at Notre Dame	01-17-15	*	36	6	13	.462	2	6	.333	3	3	1.000	0	2	2	5.3	0	0	1	1	1	1	17	15.4
NC STATE	01-22-15	*	32	4	8	.500	1	3	.333	7	7	1.000	2	8	10	5.6	0	0	3	0	0	0	16	15.4
at Syracuse	01-24-15	*	27	3	9	.333	0	4	.000	1	2	.500	0	5	5	5.5	1	0	1	1	0	2	7	15.0
GEORGIA TECH	01-28-15	*	30	2	7	.286	0	2	.000	2	2	1.000	0	0	0	5.3	1	0	0	1	0	0	6	14.6
at Florida State	02-01-15	*	34	4	10	.400	3	7	.429	2	4	.500	0	2	2	5.1	1	0	3	2	0	1	13	14.5
LOUISVILLE	02-03-15	*	25	2	5	.400	0	1	.000	2	2	1.000	0	2	2	5.0	1	0	0	1	0	2	6	14.1
CLEMSON	02-08-15	*	31	6	8	.750	3	5	.600	4	4	1.000	0	3	3	4.9	0	0	1	1	1	0	19	14.3
at Wake Forest	02-11-15	*	36	4	9	.444	1	4	.250	2	4	.500	2	6	8	5.0	1	0	5	1	0	0	11	14.2
at Boston College	02-16-15	*	48	8	15	.533	4	7	.571	4	4	1.000	0	4	4	5.0	2	0	3	0	0	0	24	14.6
VIRGINIA TECH	02-18-15	*	28	7	10	.700	2	3	.667	5	6	.833	0	3	3	4.9	0	0	3	1	1	1	21	14.8
at Louisville	02-21-15	*	37	7	13	.538	3	6	.500	0	0	.000	1	3	4	4.9	1	0	2	0	0	1	17	14.9
FLORIDA STATE	02-25-15	*	37	6	12	.500	2	4	.500	5	6	.833	0	2	2	4.8	1	0	2	1	0	1	19	15.0
NORTH CAROLINA	02-28-15	*	25	4	10	.400	2	6	.333	1	2	.500	0	1	1	4.6	4	0	0	2	0	1	11	14.9
at PITT	03-04-15	*	38	6	16	.375	1	4	.250	7	8	.875	2	2	4	4.6	2	0	4	2	0	1	20	15.1



KAMARI MURPHY

Junior | Forward | 6-9 | 216

21

Brooklyn, N.Y. | Oklahoma State | IMG | Lincoln HS

- Transferred from Oklahoma State in fall of 2014. Sitting out 2014-15 season due to NCAA transfer rules.
- Explosive athlete with pogo-stick type hops.
- Takes pride in defense - can guard positions 1-5.
- Treats practice like games, competing hard and wanting to win drills.
- Focused on increasing skill level to become a consistent perimeter shooter and gain a proficient inside-outside game.
- Led Cowboys in total rebounds and total blocks as a sophomore.
- Spent post-graduate year at IMG Academy in Bradenton, Fla.
- Graduated from Lincoln High School in Brooklyn, N.Y., same school that produced Stephon Marbury, Sebastian Telfair and Lance Stephenson.
- Also played football for two seasons in high school.
- Favorites: Food: Baked mac and cheese. Movies: Gone in 60 Seconds and Friday Night Lights. Pro athlete: LeBron James, Tiger Woods. Advice received: Life is not a sprint, it is a marathon. Ice cream flavor: Strawberry.
- Biggest fear: Bugs. Why UM: Coach L. Started playing basketball: Age 10.

As a Sophomore at Oklahoma State (2013-14)

Led Cowboys in total rebounds pulling down 199 for the season, as well as blocks with total of 40, despite missing the season opener vs MVSU ... Pulled down six rebounds and blocked two shots in first game of the season vs. Utah Valley ... Grabbed six rebounds and blocked career high four shots vs. Delaware State ... Recorded first career double-double with 10 points and 10 rebounds at Texas ... Scored season high 12 points at Kansas ... Established career high with three steals and matched career high with four blocked shots vs. Texas ... Recorded second 10-point, eight-rebound effort of season against Robert Morris ... Perfect 5-of-5 from floor for 10 points vs. Louisiana Tech ... Ten points and eight rebounds vs. Butler ... Seven points, six boards and two shots vs. Arkansas-Pine Bluff ... Grabbed team-leading, season high 13 rebounds vs. Oklahoma (2/15) ... Eighth in blocks per game (1.3 bpg) and 15th in rebounding in Big 12.

As a Freshman at Oklahoma State (2012-13)

Grabbed six rebounds in semifinal game against Kansas State at Big 12 Championship ... Scored eight points, including six in first half, and grabbed four boards against Baylor ... Extremely efficient at Kansas, scoring four points, grabbing five rebounds and dishing out an assist in eight minutes ... Came off bench last five games after starting first 15 contests of season ... Career-high six trips to charity stripe vs Texas Tech ... Dished out career-best three assists vs TCU ... Scored 12 points against Tennessee Tech ... Scored career-high 13 points at Virginia Tech ... Recorded first collegiate double-figure rebounding game with career-high 10 boards vs sixth-ranked N.C. State ... Started first game as collegian in season opener against UC Davis ... Blocked four shots against the Aggies, tying for ninth-most by a Cowboy freshman in school history.

High School

Ranked No. 10 on HoopScoop's list of top fifth-year players in 2012 ... Spent post-graduate year at IMG Academy in Bradenton, Fla., and was starting forward for IMG ... Averaged 20 points, 10 rebounds and three assists for team that finished 28-2 against prep schools and was ranked among the top-five nationally ... Graduated from Lincoln High School in Brooklyn, N.Y. -- same school that produced Stephon Marbury, Sebastian Telfair and Lance Stephenson ... Team captain junior and senior seasons under head coach Dwayne Marton ... Averaged 17 points and more than 10 rebounds per game as senior ... Helped lead Railsplitters to PSAL Class-AA title game as senior and Brooklyn regular-season crown and borough title ... Ranked as No. 6 player in state of New York in 2011 according to HoopScoop ... Listed as one of four "standout players" at Super 16 Showcase in Hartford, Conn., in July of 2011 ... Also played football for two seasons in high school ... Recruited by UConn, Miami, Missouri, Louisville, Virginia, Virginia Tech, St. Johns, Rutgers, Florida and Florida State out of high school.

Personal

Born Kamari Michael Murphy on Dec. 14, 1993 ... Son of Michael Murphy and Kemel and Kaheem Draper ... Second oldest of six boys: Jacori, Kusamae, Maalik, Mikwan and Kieron ... Enjoys swimming, playing volleyball and football, and playing video games in his spare time.


2013-14				2012-13			
Opposition	P	R	A	Opposition	P	R	A
Utah Valley	2	6	1	UC Davis	7	6	0
Arkansas-Pine-Bluff	7	6	0	vs Akron	1	6	0
Memphis	5	7	1	vs Tennessee	4	7	1
at USF	0	5	2	vs NC State	4	10	1
vs Purdue	6	6	0	Portland State	9	5	0
vs Butler	10	8	2	at Virginia Tech	13	5	1
vs Memphis	6	6	0	USF	8	7	2
South Carolina	8	7	0	Missouri State	4	9	2
vs Louisiana Tech	10	3	1	Central Arkansas	9	7	1
Delaware State	5	7	1	UT Arlington	2	1	0
vs Colorado	4	5	0	Tennessee Tech	12	5	2
Robert Morris	10	8	3	Gonzaga	0	1	0
at Kansas State	2	3	1	at Kansas State	6	1	0
Texas	4	5	1	TCU	4	6	3
at West Virginia	7	5	0	at Oklahoma	0	3	0
TCU	8	8	0	Texas Tech	5	5	2
at Kansas	12	1	1	at Baylor	0	0	0
West Virginia	0	2	0	West Virginia	0	0	0
at Oklahoma	4	9	2	Iowa State	0	1	0
Baylor	9	5	0	at Kansas	4	5	1
Iowa State	7	6	0	Baylor	8	4	1
at Texas Tech	4	6	1	at Texas	5	6	1
at Texas	10	10	0	at Texas Tech	4	4	0
Oklahoma	7	13	1	Oklahoma	2	4	0
at Baylor	3	9	2	Kansas	0	0	0
Texas Tech	10	6	2	at West Virginia	2	2	1
at TCU	6	11	1	at TCU	2	1	0
Kansas	8	4	0	Texas	1	4	0
Kansas State	4	6	0	at Iowa State	2	2	1
at Iowa State	6	9	0	Kansas State	0	1	0
vs Texas Tech	2	1	0	vs Baylor	2	0	1
vs Kansas	6	6	0	vs Kansas State	2	6	0
vs Gonzaga	8	8	0	Oregon	4	6	0

Murphy Season / Career Highs

Points	Career: 13 at Virginia Tech, 12/1/12
Rebounds	Career: 13 vs. Oklahoma, 2/15/14
Assists	Career: 3 (2x) last vs. Robert Morris, 12/30/13
Steals	Career: 3 vs. Texas, 1/8/14
Blocked Shots	Career: 4 (3x) last vs. Texas, 1/8/14
Field Goals	Career: 6 at Virginia Tech, 12/1/12
Field Goal Attempts	Career: 11 vs. Gonzaga, 3/21/14
Free Throws	Career: 4 (2x) last vs. Kansas State, 3/3/14
Free Throw Attempts	Career: 6 vs. Texas Tech, 1/19/13
3-Point Field Goals	Career: 1 (2x) last vs. Central Ark., 12/16/12
3-Point Field Goal Attempts	Career: 1 (4x) last vs. Central Ark., 12/16/12
Foul Disqualifications	Career: 12 total
Minutes	Career: 41 at Iowa State, 3/8/14

MURPHY OKLAHOMA STATE STATISTICS

Season	GP	GS	Min.	Avg.	FG			3-Point			Free Throws			Rebounds			Scoring								
					F	A	Pct.	F	A	Pct.	FT	FTA	Pct.	Off.	Def.	Tot.	Avg.	PF	FO	Ast.	TO	Blk	Stl	Pts.	Avg.
2012-13	33	15	596	18.1	53	115	.461	2	4	.500	18	35	.514	52	78	130	3.9	73	2	21	35	20	8	126	3.8
2013-14	33	21	855	25.9	82	153	.536	0	0	.000	36	63	.571	63	144	207	6.3	113	10	23	38	41	17	200	6.1
Totals	66	36	1451	22.0	135	268	.504	2	4	.500	54	98	.551	115	222	337	5.1	186	12	44	73	61	25	326	4.9



JA'QUAN NEWTON

Freshman | Guard | 6-2 | 185

0

Philadelphia, Pa. | Neumann-Goretti HS

Newton Season Highs

Points	Season: 16, at Notre Dame, 1/17/15 ACC: 16, at Notre Dame, 1/17/15
Rebounds	Season: 3, at Pittsburgh, 3/4/15 ACC: 3, at Pittsburgh, 3/4/15
Assists	Season: 5, at Notre Dame, 1/17/15 ACC: 5, at Notre Dame, 1/17/15
Steals	Season: 1 (7x), last vs. North Carolina, 2/28/15 ACC: 1 (2x) last vs. North Carolina, 2/28/15
Blocked Shots	Season: 1 (2x) last at Notre Dame, 1/17/15 ACC: 1, at Notre Dame, 1/17/15
Field Goals	Season: 6, at Notre Dame, 1/17/15 ACC: 6, at Notre Dame, 1/17/15
Field Goal Attempts	Season: 9, at Notre Dame, 1/17/15 ACC: 9, at Notre Dame, 1/17/15
Free Throws	Season: 6, vs. Howard, 11/14/14 ACC: 4, at Notre Dame, 1/17/15
Free Throw Attempts	Season: 7, vs. Charleston, 12/30/14 ACC: 6, at Notre Dame, 1/17/15
3-Point Field Goals	Season: 1 (2x) last at Wake Forest, 2/11/15 ACC: 1 (2x) last at Wake Forest, 2/11/15
3-Point Field Goal Attempts	Season: 2 (2) last vs. Louisville, 2/3/15 ACC: 2 (2x) last vs. Louisville, 2/3/15
Minutes	Season: 33, at Pittsburgh, 3/4/15 ACC: 33, at Pittsburgh, 3/4/15

"One of the things about Ja'Quan, is that he played in a very competitive league in high school and is versatile, so he can play with a lot of different types of guys. He knows how to score." – Coach L

- Competitor with a real feel for the game. Fearless and relentless. Passionate and energetic.
- Knack for getting in the lane off the dribble, then makes good decisions in the lane: floater, pass, dribble.
- Improved defensively and can play multiple positions, on and off of the ball.
- Getting stronger daily.
- Tremendous ability to finish 8-feet and in. Working to become a better 3-point shooter.
- Max bench: 236, up 60 pounds since his arrival. 185 Bench: 7x.
- Ranked No. 58 in ESPN's Top 100.
- Ranked No. 1 in the state and is the 12th-best PG in the country by ESPN.
- Scored 1,972 career points in high school.
- Leading scorer in both the history of the Catholic School League in Philadelphia and in Neumann-Goretti history. Owns three PIAA state titles.
- Mother passed away March 2014 after 3-year battle with breast cancer, one day prior to state championship game in which Newton scored 33 points.
- Played on Cherashore Playground basketball court at 10th and Olney in Philadelphia. Played in the Chosen League.
- Dad, Joe Newton, was NABC Division II national player of the year out of the University of Central Oklahoma.
- Favorites: Food: Fried chicken. Movie: Friday. Pro athlete: LeBron James. Subject in school: Math. Ice cream flavor: Vanilla. Cartoon: Tom and Jerry. Player when I was a kid: Allen Iverson.
- Why UM: Style of play and city of Miami. Ideal job after hoops: Coach.


High School: Ranked No. 58 in ESPN's Top 100 ... Ranked No. 1 in the state and is the 12th-best PG in the country by ESPN ... Catholic League MVP ... All-Catholic First Team ... Led team with 21.7 points Scored 1,972 career points in high school ... Guided the Saints to 22-4 record and sixth-straight Catholic League Championship ... Scored 15 of his 23 points in second half to seal the victory ... Started four-straight years in Catholic League Championship game ... Leading scorer in both the history of the Catholic School League in Philadelphia and in Neumann-Goretti history ... Secured a double-double with 14 points and 10 rebounds in first round of the Pennsylvania Interscholastic Athletic Association playoffs ... Scored 33 points and go-ahead bucket in overtime to win PIAA Class AAA Championship ... Consensus Top 60 player ... Averaged 18.0 points as a junior.

Personal: Born Ja'Quan Naasir Newton on August 23, 1995 in Philadelphia ... Son of the late Lisa Brown, and Joe Newton ... Brother to Cary Rudd and Miing Newton ... Mother passed away March 2014 after 3-year battle with breast cancer, one day prior to state championship game in which Newton scored 33 points ... NBPA Top 100 Camp ... LeBron James Skills Academy ... Played AAU ball for Team Final, the same squad as Miami teammate Davon Reed ... Also recruited by UCLA, Texas A&M and Minnesota.

NEWTON CAREER STATISTICS

Season	GP	GS	Min.	Avg.	FG			3-Point			Free Throws			Rebounds				Scoring							
					FG	FGA	Pct.	FG	FGA	Pct.	FT	FTA	Pct.	Off.	Def.	Tot.	Avg.	PF	FO	Ast.	TO	Blk	Stl	Pts.	Avg.
2014-15	27	2	339	12.6	32	73	.438	2	7	.286	30	50	.600	5	16	21	0.8	25	0	36	26	2	7	96	3.6

NEWTON 2014-15		TOTAL					3-PTS			FREE THROWS			REBOUNDS				PF	FO	A	TO	Blk	Stl	Pts	Avg
Opponent	Date	GS	Min	FG	FGA	Pct	3FG	FGA	Pct	FT	FTA	Pct	Off	Def	Tot	Avg								
HOWARD	11-14-14	16	1	2	.500	0	0	.000	6	6	1.000	0	0	0	0.0	2	0	0	0	0	0	0	8	8.0
at Florida	11-17-14	12	2	3	.667	0	0	.000	1	2	.500	0	1	1	0.5	0	0	3	1	0	0	0	5	6.5
vs Drexel	11-20-14	19	2	3	.667	0	0	.000	3	3	1.000	0	1	1	0.7	1	0	3	4	0	1	7	6.7	
vs Akron	11-21-14	19	1	5	.200	0	0	.000	2	4	.500	0	0	0	0.5	0	0	1	0	0	1	4	6.0	
vs Charlotte	11-23-14	14	1	3	.333	0	0	.000	1	4	.250	1	2	3	1.0	0	0	3	2	0	1	3	5.4	
at Charlotte	11-25-14	7	0	1	.000	0	0	.000	0	0	.000	0	0	0	0.8	2	0	0	0	0	0	0	4.5	
SOUTH ALABAMA	11-28-14	17	2	3	.667	0	0	.000	1	2	.500	0	1	1	0.9	1	0	0	1	0	0	5	4.6	
ILLINOIS	12-02-14	5	0	0	.000	0	0	.000	0	0	.000	0	2	2	1.0	2	0	1	0	0	0	0	4.0	
GREEN BAY	12-06-14	4	0	2	.000	0	1	.000	0	0	.000	0	0	0	0.9	0	0	0	1	0	0	0	3.6	
SAVANNAH STATE	12-08-14	6	1	1	1.000	0	0	.000	0	0	.000	0	0	0	0.8	0	0	0	0	0	1	2	3.4	
EASTERN KENTUCKY	12-19-14	19	0	1	.000	0	0	.000	2	2	1.000	1	1	2	0.9	2	0	3	0	1	0	2	3.3	
vs Providence	12-22-14	9	1	2	.500	0	0	.000	1	1	1.000	0	0	0	0.8	0	0	1	1	0	1	3	3.3	
CHARLESTON	12-30-14	12	1	1	1.000	0	0	.000	4	7	.571	0	0	0	0.8	1	0	0	0	0	0	6	3.5	
VIRGINIA	01-03-15	5	0	2	.000	0	0	.000	0	0	.000	0	1	1	0.8	1	0	1	1	0	0	0	3.2	
at Duke	01-13-15	10	2	3	.667	0	0	.000	0	1	.000	1	1	2	0.9	2	0	3	4	0	0	4	3.3	
at Notre Dame	01-17-15	28	6	9	.667	0	0	.000	4	6	.667	2	0	2	0.9	1	0	5	2	1	1	16	4.1	
NC STATE	01-22-15	5	0	2	.000	0	0	.000	0	0	.000	0	0	0	0.9	1	0	1	0	0	0	0	3.8	
at Syracuse	01-24-15	9	1	2	.500	1	2	.500	0	0	.000	0	0	0	0.8	0	0	0	0	0	0	3	3.8	
GEORGIA TECH	01-28-15	7	1	1	1.000	0	0	.000	1	2	.500	0	0	0	0.8	3	0	0	1	0	0	3	3.7	
at Florida State	02-01-15	4	1	1	1.000	0	0	.000	0	0	.000	0	0	0	0.8	0	0	1	0	0	0	2	3.7	
LOUISVILLE	02-03-15	19	0	5	.000	0	2	.000	3	4	.750	0	1	1	0.8	0	0	1	2	0	0	3	3.6	
CLEMSON	02-08-15	17	0	1	.000	0	0	.000	1	4	.250	0	1	1	0.8	1	0	1	2	0	0	1	3.5	
at Wake Forest	02-11-15	15	2	4	.500	1	1	1.000	0	0	.000	0	0	0	0.7	1	0	2	1	0	0	5	3.6	
at Boston College	02-16-15	2	0	1	.000	0	0	.000	0	0	.000	0	0	0	0.7	0	0	0	0	0	0	0	3.4	
VIRGINIA TECH	02-18-15	5	0	0	.000	0	0	.000	0	0	.000	0	0	0	0.7	0	0	1	0	0	0	0	3.3	
NORTH CAROLINA	02-28-15	21	5	7	.714	0	1	.000	0	0	.000	0	1	1	0.7	3	0	4	3	0	1	10	3.5	
at PITT	03-04-15	33	2	8	.250	0	0	.000	0	2	.000	0	3	3	0.8	1	0	1	0	0	0	4	3.6	



JAMES PALMER

Freshman | Guard | 6-5 | 200

12

Washington, D.C. | St. John's College HS

Palmer Season Highs

Points	Season: 12, vs. Charlotte, 11/23/14
ACC:	11, at Notre Dame, 1/17/15
Rebounds	Season: 4, vs. South Alabama, 11/28/14
ACC:	3 (4x) last vs. Virginia Tech, 2/18/15
Assists	Season: 3 (3x) last vs. Virginia Tech, 2/18/15
ACC:	3, vs. Virginia Tech, 2/18/15
Steals	Season: 1 (4x) last at Boston College, 2/16/15
ACC:	1, at Boston College, 2/16/15
Blocked Shots	Season: 1 (7x) last at Louisville, 2/21/15
ACC:	1 (2x) last at Louisville, 2/21/15
Field Goals	Season: 5, vs. Charlotte, 11/23/14
ACC:	3, (3x) last vs. Virginia Tech, 2/18/15
Field Goal Attempts	Season: 9, at Florida, 11/17/14
ACC:	8, vs. Virginia Tech, 2/18/15
Free Throws	Season: 3, at Notre Dame, 1/17/15
ACC:	3, at Notre Dame, 1/17/15
Free Throw Attempts	Season: 4, at Notre Dame, 1/17/15
ACC:	4, at Notre Dame, 1/17/15
3-Point Field Goals	Season: 2 (8x) last vs. Virginia Tech, 2/18/15
ACC:	2 (3x) last vs. Virginia Tech, 2/18/15
3-Point Field Goal Attempts	Season: 5 (2x) last vs. Virginia Tech, 2/18/15
ACC:	5 vs. Virginia Tech, 2/18/15
Minutes	Season: 27, at Florida, 11/17/14
ACC:	24, at Boston College, 2/16/15

"Not necessarily as a freshman, but during the course of his career he could be one of our best players. James has size, he has skill, can pass, dribble, shoot, can shoot threes. He's very good. As he matures he's going to be a terrific player." – Coach L

- Intelligent with a high basketball IQ after playing at a high level in high school and AAU due to good coaching.
- Maturing physically and growing into his long limbs.
- Young player - turned 18 in late July, prior to freshman year.
- Can play positions 1-4.
- Makes tough left- and right-handed layups.
- Good pull-up jumper and can make 3-pointers.
- Max bench: 240, up 35 pounds since his arrival. 185 Bench: 7x.
- In Spain in August 2014, shot team best 68 percent from the floor and hit 57 percent (8-15) from distance en route to 11.5 ppg.
- Enjoys life and has a good sense of humor.
- Ranked No. 1 player in the D.C. region, by ESPN.
- Played AAU ball for Team Takeover.
- Favorites: Food: Shrimp. Movie: Friday. Pro athletes: Kobe Bryant and Michael Jordan. Ice cream: Cookies and cream.
- Best advice received: Stay humble, stay hungry. Why UM: Great coaches, playing style and weather. Started playing basketball: Age 7.

High School: Ranked No. 1 player in the D.C. region, by ESPN ... Senior year averaged team-high 15.7 points per game ... Played in D.C. State Athletic Association semifinal ... Led Cadets to 27-4 record ... Helped squad to a 20-win season by averaging 12 points, five rebounds and two assists as a junior ... First team all-conference ... Team captain ... Coached by Sean McAloon at St. John's College HS.

Personal: Born James Alfred Palmer, Jr., on July 31, 1996 in Washington, D.C. ... Son of Diane McFadden and the late James Palmer, Sr. ... Brother to Tijree and Tijisha ... Played AAU ball for Team Takeover ... Also recruited by Memphis, Wake Forest, Rutgers, Cincinnati and Maryland.

PALMER CAREER STATISTICS

Season	GP	GS	Min.	Avg.	3-Point			Free Throws			Rebounds				Scoring										
					FG	FGA	Pct.	FT	FTA	Pct.	Off.	Def.	Tot.	Avg.	PF	FO	Ast.	TO	Blk	Stl	Pts.	Avg.			
2014-15	30	2	394	13.1	40	98	.408	17	53	.321	10	17	.588	7	30	37	1.2	23	0	19	21	7	4	107	3.6

PALMER 2014-15		TOTAL					3-PTS			FREE THROWS			REBOUNDS				PF	FO	A	TO	Blk	Stl	Pts	Avg
Opponent	Date	GS	Min	FG	FGA	Pct	3FG	FGA	Pct	FT	FTA	Pct	Off	Def	Tot	Avg								
HOWARD	11-14-14	18	2	5	.400	2	5	.400	0	0	.000	0	2	2	2.0	1	0	2	2	1	1	6	6.0	
at Florida	11-17-14	27	4	9	.444	2	3	.667	0	0	.000	0	0	0	1.0	2	0	0	3	0	0	10	8.0	
vs Drexel	11-20-14	12	2	3	.667	2	2	1.000	0	0	.000	0	0	0	0.7	0	0	0	0	0	0	6	7.3	
vs Akron	11-21-14	23	3	5	.600	2	4	.500	0	0	.000	1	2	3	1.3	1	0	0	3	1	0	8	7.5	
vs Charlotte	11-23-14	23	5	7	.714	2	3	.667	0	0	.000	1	1	2	1.4	0	0	1	1	0	1	12	8.4	
at Charlotte	11-25-14	21	1	4	.250	0	2	.000	1	2	.500	0	2	2	1.5	2	0	0	2	1	0	3	7.5	
SOUTH ALABAMA	11-28-14	23	3	7	.429	0	3	.000	0	1	.000	2	2	4	1.9	0	0	3	0	1	0	6	7.3	
ILLINOIS	12-02-14	9	0	2	.000	0	1	.000	0	0	.000	0	0	0	1.6	0	0	0	0	0	0	0	6.4	
GREEN BAY	12-06-14	16	0	2	.000	0	1	.000	0	0	.000	0	0	0	1.4	2	0	2	1	0	0	0	5.7	
SAVANNAH STATE	12-08-14	11	1	2	.500	0	1	.000	0	0	.000	1	0	1	1.4	0	0	0	2	0	1	2	5.3	
EASTERN KENTUCKY	12-19-14	4	0	0	.000	0	0	.000	0	0	.000	0	1	1	1.4	0	0	0	1	0	0	0	4.8	
vs Providence	12-22-14	8	0	0	.000	0	0	.000	0	0	.000	0	0	0	1.3	3	0	2	1	0	0	0	4.4	
CHARLESTON	12-30-14	25	2	5	.400	1	3	.333	0	2	.000	0	2	2	1.3	0	0	3	0	1	0	5	4.5	
VIRGINIA	01-03-15	6	0	2	.000	0	1	.000	0	0	.000	0	0	0	1.2	0	0	1	0	0	0	0	4.1	
BOSTON COLLEGE	01-10-15	3	0	0	.000	0	0	.000	0	0	.000	0	0	0	1.1	0	0	0	0	0	0	0	3.9	
at Duke	01-13-15	5	1	2	.500	0	1	.000	0	0	.000	0	2	2	1.2	1	0	0	0	0	0	2	3.8	
at Notre Dame	01-17-15	19	3	3	1.000	2	2	1.000	3	4	.750	0	1	1	1.2	0	0	0	0	0	0	11	4.2	
NC STATE	01-22-15	12	2	3	.667	2	3	.667	1	2	.500	0	0	0	1.1	0	0	0	1	0	0	7	4.3	
at Syracuse	01-24-15	12	1	3	.333	0	2	.000	0	0	.000	0	1	1	1.1	1	0	1	1	0	0	2	4.2	
GEORGIA TECH	01-28-15	19	3	6	.500	0	2	.000	0	0	.000	0	2	2	1.2	1	0	0	0	0	0	6	4.3	
at Florida State	02-01-15	3	0	1	.000	0	0	.000	0	0	.000	0	1	1	1.1	0	0	0	0	0	0	0	4.1	
LOUISVILLE	02-03-15	8	1	4	.250	0	2	.000	1	2	.500	0	1	1	1.1	2	0	0	0	0	0	3	4.0	
CLEMSON	02-08-15	11	1	5	.200	0	2	.000	0	0	.000	1	2	3	1.2	0	0	0	0	0	0	2	4.0	
at Wake Forest	02-11-15	14	2	4	.500	0	1	.000	2	2	1.000	1	2	3	1.3	1	0	1	0	0	0	6	4.0	
at Boston College	02-16-15	* 24	0	4	.000	0	3	.000	2	2	1.000	0	3	3	1.4	3	0	0	1	1	1	2	4.0	
VIRGINIA TECH	02-18-15	* 23	3	8	.375	2	5	.400	0	0	.000	0	3	3	1.4	1	0	3	1	0	0	8	4.1	
at Louisville	02-21-15	3	0	0	.000	0	0	.000	0	0	.000	0	0	0	1.4	0	0	0	0	1	0	0	4.0	
FLORIDA STATE	02-25-15	1	0	0	.000	0	0	.000	0	0	.000	0	0	0	1.3	0	0	0	0	0	0	0	3.8	
NORTH CAROLINA	02-28-15	5	0	0	.000	0	0	.000	0	0	.000	0	0	0	1.3	0	0	0	0	0	0	0	3.7	
at PITT	03-04-15	6	0	2	.000	0	1	.000	0	0	.000	0	0	0	1.2	2	0	0	1	0	0	0	3.6	



DAVON REED

Sophomore | Guard | 6-6 | 208

Ewing, N.J. | Princeton Day School (N.J.)

5

Reed Season/Career Highs

Points
 Season: 19 (3x) last at Pittsburgh, 3/4/15
 Career: 19 (4x) last at Pittsburgh, 3/4/15
 ACC: 19 (3x) last at Pittsburgh, 3/4/15

Rebounds
 Season: 8, vs. Florida State, 2/25/15
 Career: 8, vs. Florida State, 2/25/15
 ACC: 8, vs. Florida State, 2/25/15

Assists
 Season: 5, vs. Virginia Tech, 2/18/15
 Career: 7, vs. Loyola, 12/30/13
 ACC: 5, vs. Virginia Tech, 2/18/15

Steals
 Season: 5, at Wake Forest, 2/11/15
 Career: 5, at Wake Forest, 2/11/15
 ACC: 5, at Wake Forest, 2/11/15

Blocked Shots
 Season: 1 (5x) last vs. Clemson, 2/8/15
 Career: 1 (9x) last vs. Clemson, 2/8/15
 ACC: 1 (6x) last vs. Clemson, 2/8/15

Field Goals
 Season: 7 (2x) last at Pittsburgh, 3/4/15
 Career: 7 (3x) last at Pittsburgh, 3/4/15
 ACC: 7 (2x) last at Pittsburgh, 3/4/15

Field Goal Attempts
 Season: 13, at Wake Forest, 2/11/15
 Career: 13, at Wake Forest, 2/11/15
 ACC: 13, at Wake Forest, 2/11/15

Free Throws
 Season: 6, vs. Florida State, 2/25/15
 Career: 6, vs. Florida State, 2/25/15
 ACC: 6, vs. Florida State, 2/25/15

Free Throw Attempts
 Season: 6 (2x) last vs. Florida State, 2/25/15
 Career: 6 (3x) last vs. Florida State, 2/25/15
 ACC: 6 (2x) last vs. Florida State, 2/25/15

3-Point Field Goals
 Season: 5, vs. Louisville, 2/3/15
 Career: 5 (2x) last vs. Louisville, 2/3/15
 ACC: 5, vs. Louisville, 2/3/15

3-Point Field Goal Attempts
 Season: 8, at Wake Forest, 2/11/15
 Career: 8, vs. Arizona State, 12/1/13
 ACC: 8, at Wake Forest, 2/11/15

Minutes
 Season: 45, at Boston College, 2/16/15
 Career: 45, at Boston College, 2/16/15
 ACC: 45, at Boston College, 2/16/15

2013-14			
Opposition	P	R	A
St. Francis (NY)	3	1	0
Ga. Southern	7	1	2
Texas Southern	11	3	3
at C of Charleston	3	2	3
UCF	17	5	1
vs Geo. Wash.	6	2	2
at CS Fullerton	9	3	2
vs Arizona State	19	1	2
at Nebraska	5	2	2
Virginia Tech	10	5	0
at Savannah State	8	1	1
La Salle	8	0	4
Loyola	8	2	7
at Syracuse	5	0	1
at North Carolina	0	2	0
Florida State	0	1	0
at Georgia Tech	3	0	0
Duke	2	2	0
Syracuse	16	2	0
at Maryland	6	1	1
Norfolk State	4	4	1
Pittsburgh	4	3	1
NC State	3	1	1
at Florida State	7	2	2
at Virginia Tech	5	2	0
Notre Dame	12	3	0
Boston College	0	0	0
at Virginia	2	1	0
at NC State	5	0	0
at Clemson	3	1	0
Wake Forest	3	1	1
vs Virginia Tech	14	1	0
vs NC State	9	0	1

All-ACC Academic Men's Basketball Team, 2015

"I really like the progress he's made. Everything he did last year he's doing better." – Coach L

- Focused. Structured. Determined. Competitive. True student of the game. Will do whatever it takes to win.
- A 3 guard who played out of position at the point his freshman season for Miami.
- One of three players returning from the 2013-14 squad.
- Can guard multiple positions, has long arms and a fierce tenacity.
- Mostly a catch-and-shoot guy.
- Improved both his ability to attack the basket and his layup-making skills.
- Improved bench 175 to 250 pounds in four months as a freshman.
- Good student. Professional approach to life and everything he does. Mature for his age.
- Approach vertical: 40.5 | Bench max: 250 | 185 test: 15x.
- Four-star swingman listed as a Top 100 player (No. 97) by Rivals.com and No. 78 in the Class of 2013 by ESPN
- Third-best talent in New Jersey and 18th best nationally at the shooting guard position, according to ESPN.com.
- Kevin Durant Skills Academy. McDonald's All-American candidate.
- 2,000 point scorer. Averaged 24 points and 10 rebounds as a senior.
- Youth Role Model Award from Join-Effort Princeton for both dedication to his community and excellence in his personal life.
- Favorites: Food: Italian. Movie: I am Legend. Book: Great Gatsby. Pro athlete: LeBron James. Quote: Dreams don't work unless you do. Subject in school: Science. Ice cream flavor: Chocolate chip cookie dough. Cuban dish: Pechuga de pollo (chicken breast).
- Best advice received: Do what makes you happy. Why UM: ACC basketball, Coach L and sunny south Florida. Started playing basketball: Age 5.

As a Sophomore (2014-15): Underwent surgery on left lower extremity Sept. 4 after being injured Sept. 2 ... Expected to be sidelined until January, but returned Dec. 6 against Green Bay.

High School: Four-star swingman listed as a Top 100 player (No. 97) by Rivals.com and No. 78 in the Class of 2013 by ESPN ... Third-best talent in New Jersey and 18th best nationally at the shooting guard position, according to ESPN.com ... Rivals ranks him as 24th among shooting guards ... Kevin Durant Skills Academy ... 2,000 point scorer ... Averaged 24 points and 10 rebounds as a senior ... McDonald's All-American candidate ...


Prep B Player of the Year in New Jersey ... All-area player of the year twice ... Averaged 27 points and nine rebounds per game for Princeton Day School (N.J.) junior season ... Coached by Paris McClean ... Youth Role Model Award from Join-Effort Princeton for both dedication to his community and excellence in his personal life.

Personal: Name is pronounced Day-von ... Born Davon Malcolm Reed on June 11, 1995 ... Son of David and Rose Reed ... Brother to Miles ... Majoring in sports administration ... Played AAU ball with Team Final ... Chose Miami over offers from Wake Forest, Cincinnati, Xavier and Memphis ... Student-Athlete Advisory Committee representative at UM ... Book Buster (3.0 spring semester GPA) ... Athletic Director's Honor Roll (3.2 spring semester GPA) ... Dean's List (3.5 spring semester GPA) ... ACC Honor Roll.

REED CAREER STATISTICS

Season	GP	GS	Min.	Avg.	FG			3-Point			Free Throws			Rebounds				Scoring							
					FG	FGA	Pct.	FG	FGA	Pct.	FT	FTA	Pct.	Off.	Def.	Tot.	Avg.	PF	FO	Ast.	TO	Blk	Stl	Pts.	Avg.
2013-14	33	10	683	20.7	71	207	.343	40	112	.357	35	53	.660	12	43	55	1.7	55	0	38	44	4	16	217	6.6
2014-15	22	13	555	25.2	59	112	.527	29	60	.483	26	33	.788	15	56	71	3.2	49	1	34	19	5	19	173	7.9
TOTAL	55	23	1238	22.5	130	319	.408	69	172	.401	61	86	.709	27	99	126	2.3	104	1	72	63	9	35	390	7.1

REED 2014-15		TOTAL			3-PTS			FREE THROWS			REBOUNDS				PF			FO			Ast.		TO		Blk		Stl		Pts		Avg	
Opponent	Date	GS	Min	FG	FGA	Pct	3FG	FGA	Pct	FT	FTA	Pct	Off	Def	Tot	Avg	PF	FO	A	TO	Blk	Stl	Pts	Avg								
GREEN BAY	12-06-14	8	0	1	.000	0	0	.000	0	0	.000	0	0	0	0.0	2	0	0	0	0	1	0	0	0.0								
SAVANNAH STATE	12-08-14	14	0	2	.000	0	1	.000	0	0	.000	0	1	1	0.5	1	0	1	0	1	0	2	0	0.0								
EASTERN KENTUCKY	12-19-14	18	1	3	.333	1	2	.500	4	4	1.000	2	2	4	1.7	2	0	0	3	0	0	7	2.3									
vs Providence	12-22-14	10	0	3	.000	0	3	.000	0	0	.000	0	2	2	1.8	3	0	0	2	0	1	0	1.8									
CHARLESTON	12-30-14	18	2	2	1.000	0	0	.000	1	1	1.000	2	3	5	2.4	1	0	4	0	0	0	5	2.4									
VIRGINIA	01-03-15	14	1	1	1.000	1	1	1.000	1	2	.500	0	1	1	2.2	1	0	0	1	0	0	4	2.7									
BOSTON COLLEGE	01-10-15	16	0	1	.000	0	1	.000	0	0	.000	0	2	2	2.1	1	0	0	0	0	0	0	2.3									
at Duke	01-13-15	16	2	4	.500	0	0	.000	0	0	.000	2	1	3	2.3	2	0	2	0	1	1	4	2.5									
at Notre Dame	01-17-15	* 30	3	6	.500	3	4	.750	0	0	.000	0	4	4	2.4	5	1	4	1	1	0	9	3.2									
NC STATE	01-22-15	* 31	4	6	.667	2	3	.667	0	0	.000	0	1	1	2.3	2	0	2	0	0	1	10	3.9									
at Syracuse	01-24-15	* 26	4	5	.800	3	4	.750	0	0	.000	0	2	2	2.3	2	0	1	1	0	0	11	4.5									
GEORGIA TECH	01-28-15	* 30	2	3	.667	2	2	1.000	0	0	.000	0	4	4	2.4	3	0	0	1	1	1	1	4.7									
at Florida State	02-01-15	* 34	4	9	.444	1	4	.250	2	2	1.000	4	2	6	2.7	0	0	2	3	0	1	11	5.2									
LOUISVILLE	02-03-15	33	7	8	.875	5	6	.833	0	0	.000	0	5	5	2.9	4	0	1	2	0	2	19	6.1									
CLEMSON	02-08-15	* 32	1	2	.500	1	2	.500	0	0	.000	0	2	2	2.8	2	0	0	1	1	1	3	5.9									
at Wake Forest	02-11-15	* 36	6	13	.462	2	8	.250	3	4	.750	0	4	4	2.9	3	0	0	0	0	5	17	6.6									
at Boston College	02-16-15	* 45	6	10	.600	3	4	.750	4	6	.667	0	6	6	3.1	4	0	3	1	0	1	19	7.4									
VIRGINIA TECH	02-18-15	* 33	3	7	.429	0	3	.000	3	5	.600	1	2	3	3.1	2	0	5	2	0	1	9	7.4									
at Louisville	02-21-15	* 18	0	2	.000	0	1	.000	0	0	.000	0	2	2	3.0	3	0	1	1	0	0	0	7.1									
FLORIDA STATE	02-25-15	* 34	5	8	.625	2	4	.500	6	6	1.000	3	5	8	3.3	3	0	1	0	0	0	18	7.6									
NORTH CAROLINA	02-28-15	* 26	1	8	.125	0	4	.000	0	1	.000	0	3	3	3.2	2	0	2	1	0	0	2	7.3									
at PITT	03-04-15	* 33	7	8	.875	3	3	1.000	2	2	1.000	1	2	3	3.2	1	0	3	0	0	2	19	7.9									



ANGEL RODRIGUEZ

Redshirt Junior | Guard | 5-11 | 180

13

Cupey, P.R. | Kansas State | Miami Krop HS

Rodriguez Season / Career Highs

Points
Season: 25 (2x) last vs. Florida State, 2/25/15
Career: 25 (2x) last vs. Florida State, 2/25/15
ACC: 25 (2x) last vs. Florida State, 2/25/15

Rebounds
Season: 8, vs. Akron, 11/21/14
Career: 8, vs. Akron, 11/21/14
ACC: 4 (5x) last vs. Florida State, 2/25/15

Assists
Season: 9, vs. Akron, 11/21/14
Career: 10, twice
ACC: 8, at Syracuse, 1/24/15

Steals
Season: 5 (2x) last at Duke, 1/13/15
Career: 5 (2x) last at Duke, 1/13/15
ACC: 5, at Duke, 1/13/15

Blocked Shots
Season: 2 (2x), last vs. Akron, 11/21/14
Career: 2 (2x) last vs. Akron, 11/21/14
ACC: 1 (2x) last vs. NC State, 1/22/15

Field Goals
Season: 8 (2x) last vs. Florida State, 2/25/15
Career: 8 (3x) last vs. Florida State, 2/25/15
ACC: 8 (2x) last vs. Florida State, 2/25/15

Field Goal Attempts
Season: 22, vs. Virginia, 01/03/15
Career: 22, vs. Virginia, 01/03/15
ACC: 22, vs. Virginia, 01/03/15

Free Throws
Season: 10, vs. Virginia, 01/03/15
Career: 10, vs. Virginia, 01/03/15
ACC: 10, vs. Virginia, 01/03/15

Free Throw Attempts
Season: 12 (2x) last vs. Florida State, 2/25/15
Career: 12 (2x) last vs. Florida State, 2/25/15
ACC: 12 (2x) last vs. Florida State, 2/25/15

3-Point Field Goals
Season: 5, at Florida, 11/17/14
Career: 5, (3x) last at Florida, 11/17/14
ACC: 4, at Duke, 1/13/15

3-Point Field Goal Attempts
Season: 9 (2x) last at Syracuse, 1/24/15
Career: 10, vs. TCU, 3/5/13
ACC: 9, at Syracuse, 1/24/15

Minutes
Season: 44, vs. Virginia, 01/03/15
Career: 44, vs. Virginia, 01/03/15
ACC: 44, vs. Virginia, 01/03/15

2015 Bob Cousy Collegiate PG of the Year Award Preseason Watch List ACC Player of the Week - Nov. 24
2015 Oscar Robertson Trophy Preseason Watch List Gildan Charleston Classic Most Valuable Player

"He can get other people shots, he can score, but what he's really great at is directing traffic. He loves to direct traffic. When you watch him play you'll think to yourself 'You know, one day he's probably going to be a coach.' His court presence is outstanding. He does it at the defensive end of the floor, offensive end of the floor, just has a great all-around game." - Coach L

"He's not afraid to bark out directions and motivate his teammates. His best attribute is his ability to generate confidence in his teammates." - Coach L

"Angel is a bulldog on defense, he's one of those guys that clenches his teeth, sinks his teeth into you and doesn't let you go. You've got to try and shake free from him. It's a great characteristic for a point guard and a great way for a coach to build the team defense." - Coach L

- Floor general. Vocal and physical leader.
- Ultra competitive. A bulldog. Very physical. Will use his strength on defensive and to go to the rim.
- Defensive mindset. Takes pride in his D.
- Makes an array of layups, floaters and pull-up jumpers.
- Gets the best out of others. Can create for teammates and score off the dribble.
- Max bench: 300, up 60 pounds since his arrival. 185 Bench: 15x.
- Played high school ball with teammate Joe Thomas at Miami Krop High School.
- Transferred from Kansas State in fall of 2013, sitting out 2013-14 due to NCAA transfer rules.
- As a sophomore at K-State (2012-13): NABC District 8 second team. All-Big 12 Second Team. Big 12 All-Defensive Team. Phillips 66 All-Championship Team. Big 12 Co-Champions.
- Ranked third in the Big 12 in assists, fourth in steals and fifth in assist-to-turnover ratio during his sophomore season in 2012-13.
- Born in San Juan, Puerto Rico. First language is Spanish. Left Puerto Rico at age 15 to come to the U.S. to play basketball. Transferred to Miami to be closer to home so his mother can watch his games.
- Despite baseball being a pastime in Puerto Rico, never played because the action was too slow.

"Coming to Miami was the best decision I ever made in my life. There are just so many positive things ever since came here. I got healthy. I met the great staff that we have, from top to bottom. I'm close to my family. I see my friends. I have a life other than basketball. So my mind is not just stuck in basketball. I kind of get my time to relax. I'm from Puerto Rico, I get to go to the beach and kind of feel like I'm at home, too. And at the same time it motivates me to get to be close to my family because it's something I don't want to take for granted any more. I'm enjoying every single moment that I spend with them. It motivates me to do good, and make them proud, because finally they're going get to see me at the games."

High School: No. 4 prospect in the state of Florida by FloridaHoops.com... A three-year letterman at Dr. Michael Krop High School in Miami, Fla. ... Averaged 23 points and six assists as a senior ... Named first team All-Class 6A by the Florida Association of Basketball Coaches (FABC) ... All-Dade County team by the Miami Herald ... Had the steal and game-winning basket in a 57-55 win over Hialeah-Miami Lakes and future Kansas State teammate Adrian Diaz to capture the District 13-6A title ... Posted 32 points against Carol City (2/10/11) in the District 13-6A semifinals ... Helped the Lightning to a 26-6 record and its first trip to the Class 6A state final four as a junior in 2009-10 ... Averaged 20.9 points, seven assists and 3.9 rebounds as a junior... Miami Herald's 2009-10 Class 6A Player of the Year ... First team all-state... Second team All-Florida (all classifications) ... First team All-Class 6A by FloridaHoops.com as a junior ... Collected a team-high 23 points and eight rebounds in the loss to Orlando Dr. Phillips in the state semifinals ... Posted 39 points in the Regional Final win over Columbus ... 38 points in a win over Arlington Country Day ... Led the team in scoring and assists as a sophomore en route to guiding the Lightning to district title ... First team All-Dade County by the Miami Herald ... Injured knee during the summer after senior year of high school ... Coached by Marcos "Shakey" Rodriguez.

Personal: Angel Daniel Rodriguez Tricoche was born Dec. 5, 1992, in San Juan, Puerto Rico ... Left Puerto Rico at age 15 to come to the U.S. to play basketball ... Mother is Jacqueline Tricoche ... Has two younger brothers, Luis Rivera and Yaniel Rivera... Cousin, Javi Gonzalez, played three seasons (2007-10) at NC State ... Received scholarship offers from a number of schools, including Louisville, Florida and N.C. State... Major is sports administration ... Enjoys singing and watching reality TV.

RODRIGUEZ CAREER STATISTICS

K-State	GP	GS	Min.	Avg.	3-Point			Free Throws			Rebounds			Scoring											
					FG	FGA	Pct.	FT	FTA	Pct.	Off.	Def.	Tot.	Avg.	PF	FO	Ast.	TO	Blk	Stl	Pts.	Avg.			
2011-12	32	7	694	21.7	80	222	.360	32	101	.317	73	106	.689	18	61	79	2.5	89	4	101	85	1	41	265	8.3
2012-13	33	33	930	28.2	115	319	.361	55	160	.344	90	109	.826	18	51	69	2.1	70	1	173	78	0	50	375	11.4
Totals	65	40	1,624	25.0	195	541	.360	87	261	.333	163	215	.758	36	112	148	2.3	159	5	274	163	1	91	640	9.8

Miami	GP	GS	Min.	Avg.	3-Point			Free Throws			Rebounds			Scoring											
					FG	FGA	Pct.	FT	FTA	Pct.	Off.	Def.	Tot.	Avg.	PF	FO	Ast.	TO	Blk	Stl	Pts.	Avg.			
2014-15	29	28	863	29.8	103	312	.330	46	154	.299	106	140	.757	13	59	72	2.5	82	5	123	71	9	55	358	12.3

RODRIGUEZ 2014-15

Opponent	Date	GS	Min	TOTAL			3-PTS			FREE THROWS			REBOUNDS			PF	FO	A	TO	Blk	Stl	Pts	Avg	
				FG	FGA	Pct	3FG	FGA	Pct	FT	FTA	Pct	Off	Def	Tot									Avg
HOWARD	11-14-14	*	26	4	11	.364	3	6	.500	5	7	.714	1	2	3	3.0	0	0	5	2	1	4	16	16.0
at Florida	11-17-14	*	36	7	14	.500	5	8	.625	5	7	.714	0	2	2	2.5	0	0	3	3	0	3	24	20.0
vs Drexel	11-20-14	*	31	5	13	.385	3	6	.500	2	3	.667	0	3	3	2.7	3	0	4	1	2	3	15	18.3
vs Akron	11-21-14	*	29	6	9	.667	1	3	.333	2	2	1.000	3	5	8	4.0	1	0	9	3	2	1	15	17.5
vs Charlotte	11-23-14	*	30	4	12	.333	1	5	.200	4	5	.800	0	2	2	3.6	4	0	5	3	1	5	13	16.6
at Charlotte	11-25-14	*	37	5	12	.417	4	7	.571	0	1	.000	0	2	2	3.3	3	0	6	2	0	1	14	16.2
SOUTH ALABAMA	11-28-14	*	24	2	7	.286	1	2	.500	2	2	1.000	0	3	3	3.3	1	0	1	3	0	2	7	14.9
ILLINOIS	12-02-14	*	32	2	9	.222	1	5	.200	4	6	.667	0	6	6	3.6	2	0	5	3	0	3	9	14.1
GREEN BAY	12-06-14	*	35	2	15	.133	1	6	.167	7	8	.875	0	1	1	3.3	5	1	3	3	0	2	12	13.9
SAVANNAH STATE	12-08-14	*	29	4	12	.333	4	9	.444	5	5	1.000	0	1	1	3.1	1	0	4	3	1	2	17	14.2
EASTERN KENTUCKY	12-19-14	*	28	0	6	.000	0	5	.000	1	3	.333	1	0	1	2.9	3	0	2	2	0	2	1	13.0
vs Providence	12-22-14	*	38	6	15	.400	3	7	.429	4	4	1.000	0	2	2	2.8	3	0	4	3	0	2	19	13.5
CHARLESTON	12-30-14	*	23	5	9	.556	2	5	.400	3	6	.500	1	4	5	3.0	2	0	3	3	0	0	15	13.6
VIRGINIA	01-03-15	*	44	7	22	.318	1	7	.143	10	12	.833	2	2	4	3.1	5	1	7	1	0	1	25	14.4
BOSTON COLLEGE	01-10-15	*	33	6	14	.429	1	6	.167	4	4	1.000	0	4	4	3.1	3	0	3	1	0	0	17	14.6
at Duke	01-13-15	*	33	8	15	.533	4	6	.667	4	6	.667	0	4	4	3.2	4	0	5	2	1	5	24	15.2
at Notre Dame	01-17-15	*	31	1	10	.100	1	7	.143	1	2	.500	0	1	1	3.1	3	0	4	1	0	0	4	14.5
NC STATE	01-22-15	*	30	2	8	.250	2	5	.400	8	10	.800	0	0	0	2.9	2	0	6	3	1	1	14	14.5
at Syracuse	01-24-15	*	32	2	11	.182	2	9	.222	6	9	.667	0	0	0	2.7	4	0	8	2	0	4	12	14.4
GEORGIA TECH	01-28-15	*	15	0	8	.000	0	5	.000	0	0	.000	0	1	1	2.7	2	0	5	4	0	2	0	13.7
at Florida State	02-01-15	*	25	3	11	.273	2	8	.250	0	3	.000	1	0	1	2.6	2	0	3	1	0	2	8	13.4
LOUISVILLE	02-03-15	*	24	2	9	.222	0	3	.000	2	2	1.000	0	1	1	2.5	5	1	1	2	0	0	6	13.0
CLEMSON	02-08-15	*	36	3	12	.250	1	6	.167	2	2	1.000	0	2	2	2.5	2	0	5	3	0	2	9	12.9
at Wake Forest	02-11-15	*	26	3	8	.375	1	4	.250	8	10	.800	1	2	3	2.5	4	0	2	3	0	0	15	13.0
at Boston College	02-16-15	*	26	2	6	.333	0	1	.000	2	2	1.000	1	0	1	2.4	5	1	6	3	0	1	6	12.7
VIRGINIA TECH	02-18-15	*	31	3	8	.375	1	5	.200	4	5	.800	1	2	3	2.5	4	0	4	2	0	3	11	12.6
at Louisville	02-21-15	*	38	1	12	.083	1	5	.200	2	2	1.000	1	3	4	2.5	3	0	4	4	0	1	5	12.3
FLORIDA STATE	02-25-15	*	38	8	14	.571	0	3	.000	9	12	.750	0	4	4	2.6	5	1	5	3	0	3	25	12.8
NORTH CAROLINA	02-28-15		3	0	0	.000	0	0	.000	0	0	.000	0	0	0	2.5	1	0	1	2	0	0	0	12.3



OMAR SHERMAN

Freshman | Forward | 6-8 | 260

22

Duncanville, Texas | Duncanville HS

Sherman Season Highs

Points	Season: 13 (3x) last vs. Virginia, 01/03/15
ACC:	13, vs. Virginia, 01/03/15
Rebounds	Season: 7, vs. South Alabama, 11/28/14
ACC:	6, vs. Virginia, 01/03/15
Assists	Season: 2 (4x) last at Wake Forest, 2/11/15
ACC:	2 (4x) last at Wake Forest, 2/11/15
Steals	Season: 2, vs. Boston College, 1/10/15
ACC:	2, vs. Boston College, 1/10/15
Blocked Shots	Season: 3, vs. NC State, 1/22/15
ACC:	3, vs. NC State, 1/22/15
Field Goals	Season: 6, vs. South Alabama, 11/28/14
ACC:	5, vs. Virginia, 01/03/15
Field Goal Attempts	Season: 11, vs. South Alabama, 11/28/14
ACC:	10 (2x) last vs. NC State, 1/22/15
Free Throws	Season: 4, vs. Savannah State, 12/9/14
ACC:	2, vs. North Carolina, 2/28/15
Free Throw Attempts	Season: 5, vs. Savannah State, 12/9/14
ACC:	3, vs. North Carolina, 2/28/15
3-Point Field Goals	Season: 3, vs. Virginia, 01/03/15
ACC:	3, vs. Virginia, 01/03/15
3-Point Field Goal Attempts	Season: 7, vs. Virginia, 01/03/15
ACC:	7, vs. Virginia, 01/03/15
Minutes	Season: 40, vs. Virginia, 01/03/15
ACC:	40, vs. Virginia, 01/03/15

"Omar has great hands and a great shooting touch, a beautiful jump hook inside and an outstanding 3-point shot." – Coach L

- Smooth-shooting lefty.
- Inside-outside player who can drain a three or drop a baby hook.
- Dropped 20 pounds and has added strength since arriving on UM campus summer of 2014.
- Max bench: 275, up 50 pounds since his arrival. 185 Bench: 13x.
- Easy-going, steady personality with no highs or lows emotionally.
- Will play the power forward, possibly the four on offense and five on defense.
- No. 10 recruit in Texas and No. 19 center in the country, according to ESPN.
- No. 20 power forward in the country by Scout.com, No. 94 player overall.
- Favorites: Food: Asian or steak. Movie: Friday. Pro athlete: Kobe Bryant and Kareem Abdul Jabbar. Quote: Hard work beats talent when talent fails to hard work. Subject in school: History. Ice cream flavor: Orange sherbet.
- Best advice received: If you don't fall, how are you going to know what getting up is like. Why UM: Great opportunity, atmosphere, tradition and culture. Started playing basketball: Age 3. Plays the trombone.


High School: Four-star prospect by ESPN and Scout.com ... No. 20 power forward in the country by Scout.com, No. 94 player overall ... No. 10 recruit in Texas and No. 19 center in the country, says ESPN ... Helped Duncanville to 20-12 season, and berth in the regional quarterfinals of the Texas UIL Boys State Basketball Championships ... Led team with 17.1 points per game and 8.4 rebounds per game ... Coached by Kenny Boren.

Personal: Born Omar Rivas Sherman on November 14, 1995 in Dallas, Texas ... Son of Maricela Herron and Alphonso Sherman ... Has seven siblings with three brothers: D'Anthony, Alphonso Jr., Ja'mall and four sisters: Monique, Antecia, Christina and Geneva ... Majoring in business marketing and entrepreneurship ... Played AAU with Deron Williams Elite ... Chose Miami over Wichita State, North Texas and Weber State ... Cousin to Mergerson basketball family: Laramie (Navy), Mariana (Texas), Veronica (UT Arlington) and Luke (Texas State/Mid-America Christian).

SHERMAN CAREER STATISTICS

Season	GP	GS	Min.	Avg.	FG	FGA	Pct.	3-Point			Free Throws			Rebounds				Scoring							
								FG	FGA	Pct.	FT	FTA	Pct.	Off.	Def.	Tot.	Avg.	PF	FO	Ast.	TO	Blk	Stl	Pts.	Avg.
2014-15	29	9	514	17.7	57	135	.422	22	70	.314	13	20	.650	20	50	70	2.4	50	0	18	12	15	7	149	5.1

SHERMAN 2014-15		TOTAL			3-PTS			FREE THROWS			REBOUNDS				PF		FO		A		TO		Blk		Stl		Pts		Avg	
Opponent	Date	GS	Min	FG	FGA	Pct	3FG	FGA	Pct	FT	FTA	Pct	Off	Def	Tot	Avg	PF	FO	A	TO	Blk	Stl	Pts	Avg						
HOWARD	11-14-14	17	0	0	.000	0	0	.000	0	0	.000	1	4	5	5.0	3	0	0	0	0	1	0	0	0	0	0	0	0		
at Florida	11-17-14	20	3	4	.750	1	2	.500	1	1	1.000	0	4	4	4.5	1	0	1	0	1	0	0	8	4.0						
vs Drexel	11-20-14	22	3	10	.300	2	5	.400	0	0	.000	3	3	6	5.0	1	0	0	0	1	0	0	8	5.3						
vs Akron	11-21-14	24	5	7	.714	2	4	.500	1	1	1.000	0	4	4	4.8	0	0	1	0	0	0	0	13	7.3						
vs Charlotte	11-23-14	14	2	4	.500	0	2	.000	0	0	.000	1	2	3	4.4	2	0	0	0	0	0	0	4	6.6						
at Charlotte	11-25-14	20	3	7	.429	1	2	.500	0	0	.000	1	4	5	4.5	2	0	1	0	0	0	0	7	6.7						
SOUTH ALABAMA	11-28-14	20	6	11	.545	1	3	.333	0	0	.000	1	6	7	4.9	3	0	1	2	1	0	0	13	7.6						
ILLINOIS	12-02-14	18	1	6	.167	1	5	.200	2	2	1.000	0	1	1	4.4	3	0	1	0	1	0	0	5	7.3						
GREEN BAY	12-06-14	10	0	2	.000	0	0	.000	0	0	.000	3	1	4	4.3	0	0	0	1	2	0	0	0	6.4						
SAVANNAH STATE	12-08-14	14	1	1	1.000	0	0	.000	4	5	.800	0	1	1	4.0	1	0	0	0	0	0	0	6	6.4						
EASTERN KENTUCKY	12-19-14	4	0	1	.000	0	0	.000	0	0	.000	0	0	0	3.6	1	0	0	0	2	0	0	0	5.8						
vs Providence	12-22-14	* 19	3	7	.429	0	3	.000	0	2	.000	1	1	2	3.5	1	0	0	0	0	0	0	6	5.8						
CHARLESTON	12-30-14	21	2	5	.400	1	3	.333	0	0	.000	1	1	2	3.4	4	0	1	1	0	1	5	5.8							
VIRGINIA	01-03-15	40	5	10	.500	3	7	.429	0	2	.000	1	5	6	3.6	4	0	1	0	0	0	0	13	6.3						
BOSTON COLLEGE	01-10-15	* 28	2	5	.400	1	4	.250	0	0	.000	1	2	3	3.5	2	0	2	0	0	2	5	6.2							
at Duke	01-13-15	* 22	3	4	.750	2	3	.667	0	0	.000	0	1	1	3.4	3	0	0	0	0	0	0	8	6.3						
at Notre Dame	01-17-15	7	0	1	.000	0	1	.000	0	0	.000	0	1	1	3.2	0	0	0	0	0	0	0	0	5.9						
NC STATE	01-22-15	* 32	4	10	.400	2	5	.400	0	0	.000	1	1	2	3.2	2	0	2	0	3	0	10	6.2							
at Syracuse	01-24-15	* 24	3	6	.500	2	3	.667	0	0	.000	0	0	0	3.0	4	0	2	0	0	1	8	6.3							
GEORGIA TECH	01-28-15	* 18	0	5	.000	0	4	.000	0	0	.000	1	2	3	3.0	1	0	0	1	0	0	0	0	6.0						
at Florida State	02-01-15	* 17	0	1	.000	0	1	.000	2	2	1.000	0	1	1	2.9	1	0	1	2	0	0	2	5.8							
LOUISVILLE	02-03-15	15	0	3	.000	0	2	.000	1	2	.500	0	0	0	2.8	1	0	0	0	0	0	0	1	5.5						
at Wake Forest	02-11-15	20	2	5	.400	1	4	.250	0	0	.000	0	3	3	2.8	2	0	2	1	0	0	5	5.5							
at Boston College	02-16-15	4	1	1	1.000	1	1	1.000	0	0	.000	0	0	0	2.7	1	0	0	0	0	0	3	5.4							
VIRGINIA TECH	02-18-15	10	2	3	.667	0	0	.000	0	0	.000	1	1	2	2.6	1	0	1	2	1	0	4	5.4							
at Louisville	02-21-15	* 20	3	7	.429	1	4	.250	0	0	.000	0	1	1	2.6	2	0	0	1	1	1	7	5.4							
FLORIDA STATE	02-25-15	* 17	1	4	.250	0	1	.000	0	0	.000	2	0	2	2.6	3	0	1	1	1	0	2	5.3							
NORTH CAROLINA	02-28-15	12	2	4	.500	0	1	.000	2	3	.667	1	0	1	2.5	0	0	0	1	1	1	6	5.3							
at PITT	03-04-15	5	0	1	.000	0	0	.000	0	0	.000	0	0	0	2.4	1	0	0	0	0	0	0	0	5.1						



JOE THOMAS

Graduate | Forward | 6-7 | 245

2

Miami, Fla. | Niagara | Miami Krop HS

Thomas Season / Career Highs

Points
 Season: 4 (3x) last at Florida State, 2/1/15
 Career: 15 vs. Canisius, 3/2/12
 ACC: 4, at Florida State, 2/1/15

Rebounds
 Season: 13, vs. Green Bay, 12/6/14
 Career: 13, vs. Green Bay, 12/6/14
 ACC: 5, at Duke, 1/13/15

Assists
 Season: 2, (2x) last vs. Green Bay, 12/6/14
 Career: 2, vs. Davidson, 12/11/13
 ACC: 1 (2x) last at Florida State, 2/1/15

Steals
 Season: 3, vs. Savannah State, 12/9/14
 Career: 3, vs. Savannah State, 12/9/14
 ACC: 1, vs. Clemson, 2/8/15

Blocked Shots
 Season: 2, vs. Howard, 11/14/14
 Career: 4 vs. Siena, 12/6/13
 ACC:

Field Goals
 Season: 2 (2x) last vs. Green Bay, 12/6/14
 Career: 6 (3x), last vs. Quinnipiac, 2/2/14
 ACC: 2, at Florida State, 2/1/15

Field Goal Attempts
 Season: 3 (2x) last vs. Green Bay, 12/6/14
 Career: 9 (2x), last vs. Quinnipiac, 2/2/14
 ACC: 2, at Florida State, 2/1/15

Free Throws
 Season: 2, vs. Illinois, 12/2/14
 Career: 3 (2x) last vs. Canisius, 3/2/12
 ACC:

Free Throw Attempts
 Season: 2 (5x), last vs. Savannah State, 12/9/14
 Career: 6 vs. Canisius, 3/2/12
 ACC: 1, vs. Georgia Tech, 1/28/15

3-Point Field Goals
 Career:

3-Point Field Goal Attempts
 Career:

Minutes
 Season: 27, vs. Howard, 11/14/14
 Career: 33 vs. Canisius, 3/2/12
 ACC: 24, at Florida State, 2/1/15

• Strongest player on the current team and in program history for a Coach Larrañaga team. Benched 370 pounds on his first day, topping former record-holder Erik Swoope's 365 pounds.

• Coaches would like Thomas to model his game after Kenneth Faried with high energy, rebounding, screening and the dirty work.

• Scores primarily from dump offs and putbacks.

• Coachable player who works hard and is a hustle guy.

• Provides needed collegiate experience in the front court.

• Max bench: 375. 185 Bench: 23x.

• Played high school ball with teammate Angel Rodriguez at Miami Krop High School.

• Favorites: Food: Chicken alfredo. Movie: Antwone Fisher. Pro athlete: Charles Barkley and Scottie Pippen. Subject in school: Art. Ice cream flavor: Cookies and cream. Thing to do in Miami: Beach and fish. TV channel: Discovery.

• Why UM: Always wanted to be here, since I was a little kid. It's all about the U.

High School: Averaged 12 points, 10 rebounds and four assists as a senior ... Led Krop High School to the Florida Class 6A semifinals in 2010 ... Coached by Marcos "Shakey" Rodriguez.

Personal: Full name is Joseph Emory Thomas ... Born Sept.

6, 1991 in Miami, Fla. ... Son of Nicole Wells ... Has a brother, Tracelyn, and a sister, Kahaila ... Favorite athlete is Amar'e Stoudemire ... Earned degree in criminal justice from Niagara in May 2014 ... Pursuing a masters in community and social change at Miami ... Bench presses 370 pounds, topping former Canes record of 365 pounds, held by UM hooper turned Indianapolis Colt, Erik Swoope ... Student-Athlete Advisory Committee representative at UM.


2013-14				2012-13				2011-12			
Opposition	P	R	A	Opposition	P	R	A	Opposition	P	R	A
at Seton Hall	2	1	0	at Oregon State	4	4	1	Central Conn.	13	5	0
Buffalo	4	2	0	St. Francis (Pa.)	8	8	0	at Missouri	6	5	0
vs USC Upstate	4	1	0	Bucknell	6	5	0	vs South Dakota St.	2	2	0
vs Western Carolina	0	0	2	New Mexico State	0	1	0	at Mercer	3	3	1
at Kent State	2	0	1	vs St. Bonaventure	2	4	0	vs Sam Houston St.	6	1	0
at Penn	1	1	2	at Iona College	0	2	0	at Saint Francis	2	8	1
at Northwestern St.	2	2	1	at Central Michigan	4	3	0	Fairfield	2	6	0
at Arkansas State	0	0	0	at Loyola Maryland	4	5	0	Iona	2	3	1
Siena	4	7	1	Hartford	2	1	0	Buffalo	0	0	0
Saint Peter's	4	3	0	Vermont	0	0	0	at Hartford	5	8	1
Davidson	0	3	3	at Notre Dame	2	3	1	Drexel	4	5	0
St. Bonaventure	4	0	0	Marist	0	0	0	at Quinnipiac	0	2	0
Brown	4	7	0	at Brown	0	1	0	UMBC	4	3	1
at Rider University	13	11	0	at Saint Peter's	0	0	0	St. Bonaventure	4	4	1
at Iona College	4	3	1	at Fairfield	5	2	0	at Loyola Maryland	2	3	0
Monmouth	0	3	0	Siena	0	3	0	at Iona College	2	5	0
Rider	6	7	0	Manhattan	0	0	0	at Siena	0	0	0
at Fairfield	4	2	0	at Siena	2	2	0	Saint Peter's	2	8	1
at Quinnipiac	0	1	0	Loyola	2	3	0	Marist	0	3	0
at Canisius	2	2	0	at Rider	4	2	0	at Canisius	6	8	1
Marist	7	3	0	at Marist	0	0	0	at Manhattan	2	6	0
at Siena	0	1	0	at Manhattan	3	0	0	Loyola	6	5	0
at Marist	4	4	1	Northwestern State	2	1	0	Manhattan	1	4	0
Iona	6	2	1	Rider	7	6	0	at Fairfield	2	0	0
Manhattan	4	2	0	Saint Peter's	4	3	0	at Rider	0	1	0
Canisius	0	2	0	vs Siena	6	3	0	Siena	0	1	0
at Manhattan	0	1	0	vs Iona	0	1	0	Rider	2	1	0
Fairfield	2	3	1	Maryland	0	4	2	Canisius	2	6	0
Quinnipiac	12	4	0					at Vermont	3	1	1
at Monmouth	2	1	0					at Saint Peter's	5	3	0
at Saint Peter's	9	4	0					at Marist	2	3	0
vs Marist	0	1	0					vs Canisius	15	6	0
vs Quinnipiac	5	3	0					Loyola	9	2	1

THOMAS CAREER STATISTICS

Niagara	GP	GS	Min.	Avg.	FG	FGA	Pct.	3-Point			Free Throws			Rebounds				Scoring							
								FG	FGA	Pct.	FT	FTA	Pct.	Off.	Def.	Tot.	Avg.	PF	FO	Ast.	TO	Blk	Stl	Pts.	Avg.
2011-12	33	4	507	15.4	51	95	.537	0	0	.000	12	31	.387	56	65	121	3.7	86	4	10	28	26	15	114	3.5
2012-13	28	8	263	9.4	31	52	.596	0	0	.000	5	19	.263	28	39	67	2.4	52	1	4	12	15	7	67	2.4
2013-14	33	10	452	13.7	51	93	.548	0	0	.000	9	35	.257	37	50	87	2.6	80	3	14	23	27	7	111	3.4
TOTAL	94	22	1222	13.0	133	240	.554	0	0	.000	26	85	.306	121	154	275	2.9	218	8	28	63	68	29	292	3.1

Miami	GP	GS	Min.	Avg.	FG	FGA	Pct.	FG	FGA	Pct.	FT	FTA	Pct.	Off.	Def.	Tot.	Avg.	PF	FO	Ast.	TO	Blk	Stl	Pts.	Avg.
2014-15	27	15	294	10.9	14	25	.560	0	0	.000	3	13	.231	25	30	55	2.0	28	0	8	6	3	6	31	1.1

THOMAS 2014-15	Opponent	Date	GS	Min	TOTAL FG	FGA	Pct	3-PTS 3FG	FGA	Pct	FREE THROWS FT	FTA	Pct	REBOUNDS Off.	Def	Tot	Avg	PF	FO	A	TO	Blk	Stl	Pts	Avg
HOWARD	at Florida	11-14-14	*	27	2	2	1.000	0	0	.000	0	1	.000	3	2	5	5.0	1	0	0	2	2	1	4	4.0
	at Florida	11-17-14	*	10	0	0	.000	0	0	.000	0	0	.000	0	0	0	2.5	0	0	0	0	0	0	0	2.0
	vs Drexel	11-20-14	*	21	1	3	.333	0	0	.000	0	0	.000	0	3	3	2.7	2	0	0	0	0	0	2	2.0
	vs Akron	11-21-14	*	12	1	1	1.000	0	0	.000	0	2	.000	0	2	2	2.5	3	0	0	0	0	0	2	2.0
	vs Charlotte	11-23-14	*	11	0	1	.000	0	0	.000	0	0	.000	2	1	3	2.6	0	0	2	0	0	1	0	1.6
	at Charlotte	11-25-14	*	13	0	0	.000	0	0	.000	0	0	.000	0	0	0	2.2	1	0	0	1	0	0	0	1.3
	SOUTH ALABAMA	11-28-14	*	13	1	1	1.000	0	0	.000	0	2	.000	1	1	2	2.1	1	0	1	0	0	0	2	1.4
	ILLINOIS	12-02-14	*	11	0	1	.000	0	0	.000	2	2	1.000	0	0	0	1.9	0	0	0	0	0	0	2	1.5
	GREEN BAY	12-06-14	*	19	2	3	.667	0	0	.000	0	2	.000	4	9	13	3.1	2	0	2	0	1	0	4	1.8
	SAVANNAH STATE	12-08-14	*	23	0	1	.000	0	0	.000	1	2	.500	2	4	6	3.4	2	0	0	0	0	3	1	1.7
	EASTERN KENTUCKY	12-19-14	*	20	1	2	.500	0	0	.000	0	1	.000	1	1	2	3.3	0	0	2	0	0	0	2	1.7
	vs Providence	12-22-14	*	10	1	1	1.000	0	0	.000	0	0	.000	1	1	2	3.2	0	0	1	0	0	0	2	1.8
	CHARLESTON	12-30-14	*	12	0	2	.000	0	0	.000	0	0	.000	2	0	2	3.1	0	0	0	0	0	0	0	1.6
	VIRGINIA	01-03-15	*	9	1	1	1.000	0	0	.000	0	0	.000	2	0	2	3.0	3	0	0	0	0	0	2	1.6
	BOSTON COLLEGE	01-10-15	*	1	0	0	.000	0	0	.000	0	0	.000	0	0	0	2.8	0	0	0	0	0	0	0	1.5
	at Duke	01-13-15	*	10	0	1	.000	0	0	.000	0	0	.000	1	4	5	2.9	1	0	0	0	0	0	0	1.4
	at Notre Dame	01-17-15	*	1	0	0	.000	0	0	.000	0	0	.000	0	0	0	2.8	1	0	0	0	0	0	0	1.4
	GEORGIA TECH	01-28-15	*	8	1	1	1.000	0	0	.000	0	1	.000	2	0	2	2.7	2	0	1	0	0	0	2	1.4
	at Florida State	02-01-15	*	24	2	2	1.000	0	0	.000	0	0	.000	1	0	1	2.6	4	0	1	0	0	0	4	1.5
	LOUISVILLE	02-03-15	*	8	0	0	.000	0	0	.000	0	0	.000	0	0	0	2.5	1	0	0	0	0	0	0	1.5
	CLEMSON	02-08-15	*	3	0	0	.000	0	0	.000	0	0	.000	1	0	1	2.4	0	0	0	1	0	1	0	1.4
	at Wake Forest	02-11-15	*	2	0	0	.000	0	0	.000	0	0	.000	0	0	0	2.3	1	0	0	0	0	0	0	1.3
	at Boston College	02-16-15	*	5	0	1	.000	0	0	.000	0	0	.000	0	1	1	2.3	0	0	0	0	0	0	0	1.3
	VIRGINIA TECH	02-18-15	*	7	0	0	.000	0	0	.000</															



MIKE FERNANDEZ

Sophomore | Guard | 6-1 | 190

11

Coral Gables, Fla. | Belen Jesuit

- Local Coral Gables product. Walk on.
- Hard working. Plays hard on defense in practice, making others better.
- Dedicated to improving his game.
- Tremendous increase in strength since arriving in 2013.
- Max bench: 300, up 95 pounds since his arrival.
- Cuban descent. First language is Spanish.
- Despite an offer from Cornell, stayed in Miami to be close to cousin who has leukemia.
- Favorites: Food: Cuban. Cuban dish: Vaca frita (crispy beef), arroz con frijoles (rice and beans) y tres leches (three milks dessert). Movies: Godfather and Will Ferrell movies. Book: Mediations by Marcu Aurelius. Athlete: Rudy Garcia-Tolson (Paralympic runner). Quote: "Ubuntu" – Nguni Bantu African for I am because we are. Ice cream flavor: Fish Food.
- Ideal profession: Business magnate and investor. Best piece of advice: Never take no for an answer. Started playing basketball: Fifth grade. Why UM: Why not?

2014-15				2013-14			
Opposition	P	R	A	Opposition	P	R	A
Howard	2	0	0	Texas Southern	0	0	0
Charleston	0	0	0	Loyola	0	0	0
Virginia Tech	0	0	0	Boston College	0	0	0


Fernandez Career Highs

Points
Season: 2, vs. Howard, 11/14/14

As a Freshman (2013-14): Walk on ... Played in three games, including one ACC game against Boston College (2/22) ... Season highs: 2 minutes vs. Loyola 12/30.

High School: All-Dade county team honorable mention two years ... Dade vs. Palm Beach County all-star game ... Averaged 8.0 ppg senior year ... Hit 40 percent of field goals senior year ... Three-year varsity letterman ... Two-year starter at guard ... Coached by Jose Roca ... Honor roll ... Played water polo, winning second place at state ... Also on track team.

Personal: Born Michael Brandon Fernandez April 5, 1995 ... Son of Ilena and Joaquin Novoa and Mike and Constance Fernandez ... Brother to George, Alexander, Cristofer and Michelle Fernandez, and Joaquin Novoa ... Majoring in finance ... First language is Spanish ... Played AAU for Gold Coast: Team Miami ... Recruited by Cornell University.



CHRIS STOWELL

Freshman | Forward | 6-7 | 190

35

Exeter, N.H. | Tilton School (N.H.) | Exeter HS


- Last name is pronounced stole.
- Walk on from New Hampshire who played postgraduate year at Tilton School.
- Foote Fellow at UM - a program that is offered to a select number of incoming freshmen who have a record of curricular and co-curricular distinction in high school and exhibit an interest in and capacity for independent and self-motivated learning.
- Good athleticism and is improving his strength.
- Max bench: 260, up 70 pounds since his arrival. 185 Bench: 11x.
- Looking to expand his offensive game to shoot 3-pointers.
- Brother, Bill, played basketball at Plymouth State University.
- Speaks English, Spanish, some Italian, a little Russian, and is learning Chinese and Hebrew.
- Favorites: Food: Pasta with Italian meatballs. Movie: Transformers and Hoosiers. Book: Mind Gym by Gary Mack. Pro athlete: Derek Jeter. Quote: Winners never quit and quitters never win. Actor: Mark Harmon. Subject in school: Math. Ice cream flavor: Peanut butter. Cuban dish: Dulce de leche (caramel dessert).
- Biggest fear: Clowns. Ideal profession: Entrepreneur. Why UM: Best combination of academics and athletics. Started playing basketball: Age 4.

2014-15			
Opposition	P	R	A
Howard	0	0	1
Charleston	0	0	0
Virginia Tech	0	0	0

Tilton School : During post graduate year in 2013-14, won postseason coaches award ... Coached by Marcus O'Neil ... Honor roll.

Exeter High School: Helped Blue Hawks to state playoffs in both the 2011-12 and 2012-13 seasons ... Reached quarter-finals senior year ... In 2012-13 assisted team to championship game of the 50th Annual Queen City Invitational by scoring 10 points and going 6-for-6 from line in semi-final game ... Coached by Jeff Holmes at Exeter ... Twice earned scholar-athlete award ... Honor roll.

Personal: Born Christopher Michael Stowell on Dec. 29, 1994 in Exeter, N.H. ... Last name is pronounced Stoll ... Son of Bill and Maria ... Brother to Bill, Jr., who played basketball at Plymouth State University ... One of 560 students (out of 10,000 undergrads) to be named a Foote Fellow at UM - a program that is offered to select incoming freshmen who have a record of curricular and co-curricular distinction in high school and exhibit an interest in and capacity for independent and self-motivated learning ... Student-Athlete Advisory Committee representative at UM.



1
DEANDRE BURNETT
RFr. | G | 6-2 | 195
Miami, Fla. | Carol City HS




33
IVAN CRUZ UCEDA
Jr. | F | 6-10 | 237
Madrid, Spain | Harcum College (Pa.)




11
MIKE FERNANDEZ
So. | G | 6-1 | 190
Coral Gables, Fla. | Belen Jesuit



23
TONYE JEKIRI
Jr. | C | 7-0 | 244
Hialeah, Fla. | Champagnat Catholic




20
MANU LECOMTE
So. | G | 5-11 | 170
Brussels, Belgium | Athene des Pagodes




10
SHELDON McCLELLAN
Rjr. | G | 6-5 | 205
Houston, Texas | Texas | Bellaire



21
KAMARI MURPHY
Jr. | F | 6-9 | 216
Brooklyn, N.Y. | Oklahoma St | IMG | Lincoln HS




0
JA'QUAN NEWTON
Fr. | G | 6-2 | 185
Philadelphia, Pa. | Neumann-Goretti



12
JAMES PALMER
Fr. | G | 6-5 | 200
Washington, D.C. | St. John's College HS




5
DAVON REED
So. | G | 6-6 | 208
Ewing, N.J. | Princeton Day




13
ANGEL RODRIGUEZ
Rjr. | G | 5-11 | 180
San Juan, P.R. | Kansas State | Miami Krop



22
OMAR SHERMAN
Fr. | F | 6-8 | 260
Duncanville, Texas | Duncanville HS



35
CHRIS STOWELL
Fr. | F | 6-7 | 190
Exeter, N.H. | Tilton School | Exeter HS



2
JOE THOMAS
Gr. | F | 6-7 | 245
Miami, Fla. | Niagara | Miami Krop HS



JIM LARRAÑAGA
Head Coach



ERIC KONKOL
Assistant Coach



MICHAEL HUGER
Assistant Coach



CHRIS CAPUTO
Assistant Coach



ADAM FISHER
Director of Operations

**2014-15 Miami Men's Basketball
Miami Combined Team Statistics (as of Mar 04, 2015)
Conference games**

RECORD:	OVERALL	HOME	AWAY	NEUTRAL
ALL GAMES	9-8	5-4	4-4	0-0
CONFERENCE	9-8	5-4	4-4	0-0
NON-CONFERENCE	0-0	0-0	0-0	0-0

#	Player	gp-gs	min	avg	Total		3-Point		F-Throw		Rebounds				pf	dq	a	to	blk	stl	pts	avg
					fg-fga	fg%	3fg-fga	3fg%	ft-fa	ft%	off	def	tot	avg								
10	Sheldon McClellan	17-17	581	34.2	83-176	.472	28-76	.368	54-65	.831	10	57	67	3.9	21	0	32	20	4	15	248	14.6
13	Angel Rodriguez	16-15	465	29.1	51-168	.304	17-80	.213	62-81	.765	7	26	33	2.1	54	4	69	37	2	25	181	11.3
23	Tonye Jekiri	17-17	565	33.2	64-124	.516	0-0	.000	37-53	.698	64	129	193	11.4	52	2	12	24	24	13	165	9.7
05	Davon Reed	17-13	487	28.6	56-101	.554	28-54	.519	21-28	.750	11	48	59	3.5	40	1	27	15	4	16	161	9.5
20	Manu Lecomte	17-4	328	19.3	30-77	.390	18-38	.474	23-27	.852	2	16	18	1.1	19	0	29	19	0	10	101	5.9
01	Deandre Burnett	11-3	163	14.8	17-47	.362	7-25	.280	14-19	.737	2	8	10	0.9	13	0	5	12	2	2	55	5.0
22	Omar Sherman	16-8	291	18.2	28-70	.400	13-41	.317	5-9	.556	8	18	26	1.6	28	0	12	8	7	5	74	4.6
33	Ivan CruzUceda	13-1	172	13.2	16-51	.314	10-35	.286	9-12	.750	10	28	38	2.9	9	0	3	7	1	4	51	3.9
00	Ja'Quan Newton	14-2	180	12.9	20-46	.435	2-6	.333	9-19	.474	3	8	11	0.8	14	0	21	16	1	2	51	3.6
12	James Palmer	17-2	174	10.2	17-47	.362	6-25	.240	9-12	.750	2	18	20	1.2	12	0	6	5	2	1	49	2.9
02	Joe Thomas	14-3	92	6.6	5-7	.714	0-0	.000	0-1	.000	9	6	15	1.1	16	0	2	1	0	1	10	0.7
11	Mike Fernandez	1-0	1	1.0	0-1	.000	0-1	.000	0-0	.000	0	0	0	0.0	1	0	0	0	0	0	0	0.0
35	Chris Stowell	1-0	1	1.0	0-0	.000	0-0	.000	0-0	.000	0	0	0	0.0	0	0	0	0	0	0	0	0.0
Team											29	41	70				5					
Total.....		17	3500		387-915	.423	129-381	.339	243-326	.745	157	403	560	32.9	279	7	218	169	47	94	1146	67.4
Opponents.....		17	3501		409-924	.443	112-316	.354	197-293	.672	163	411	574	33.8	291	5	218	189	60	86	1127	66.3

TEAM STATISTICS	UM	OPP	Date	Opponent	Score	Att.
SCORING	1146	1127	* 01-03-15	VIRGINIA	Lo2 80-89	5377
Points per game	67.4	66.3	* 01-10-15	BOSTON COLLEGE	w 60-56	6608
Scoring margin	+1.1	-	* 01-13-15	at Duke	w 90-74	9314
FIELD GOALS-ATT	387-915	409-924	* 01-17-15	at Notre Dame	L 70-75	9149
Field goal pct	.423	.443	* 01-22-15	NC STATE	w 65-60	6556
3 POINT FG-ATT	129-381	112-316	* 01-24-15	at Syracuse	w 66-62	30677
3-point FG pct	.339	.354	* 01-28-15	GEORGIA TECH	L 50-70	5031
3-pt FG made per game	7.6	6.6	* 02-01-15	at Florida State	L 54-55	7282
FREE THROWS-ATT	243-326	197-293	* 02-03-15	LOUISVILLE	L 55-63	6563
Free throw pct	.745	.672	* 02-08-15	CLEMSON	w 56-45	6351
F-Throws made per game	14.3	11.6	* 02-11-15	at Wake Forest	L 70-72	9918
REBOUNDS	560	574	* 02-16-15	at Boston College	Wo2 89-86	3813
Rebounds per game	32.9	33.8	* 02-18-15	VIRGINIA TECH	w 76-52	5007
Rebounding margin	-0.8	-	* 02-21-15	at Louisville	L 53-55	21345
ASSISTS	218	218	* 02-25-15	FLORIDA STATE	w 81-77	5857
Assists per game	12.8	12.8	* 02-28-15	NORTH CAROLINA	L 64-73	7972
TURNOVERS	169	189	* 03-04-15	at PITT	w 67-63	10549
Turnovers per game	9.9	11.1				
Turnover margin	+1.2	-				
Assist/turnover ratio	1.3	1.2				
STEALS	94	86				
Steals per game	5.5	5.1				
BLOCKS	47	60				
Blocks per game	2.8	3.5				
ATTENDANCE	55322	102047				
Home games-Avg/Game	9-6147	8-12756				
Neutral site-Avg/Game	-	0-0				

& = Gildan Charleston Classic, S.C.
% = ACC-Big Ten Challenge
^ = Brooklyn Holiday Hoops Invitational, N.Y.
* = Conference game

Score by Periods	1st	2nd	OT	OT2	Totals
Miami	484	622	18	22	1146
Opponents	508	573	18	28	1127

2014-15 Miami Men's Basketball
Miami Combined Team Statistics (as of Mar 04, 2015)
All games

RECORD:	OVERALL	HOME	AWAY	NEUTRAL
ALL GAMES	19-11	10-6	6-4	3-1
CONFERENCE	9-8	5-4	4-4	0-0
NON-CONFERENCE	10-3	5-2	2-0	3-1

#	Player	gp-gs	min	avg	Total		3-Point		F-Throw		Rebounds				pf	dq	a	to	blk	stl	pts	avg
					fg-fga	fg%	3fg-fga	3fg%	ft-fga	ft%	off	def	tot	avg								
10	Sheldon McClellan	30-30	997	33.2	160-316	.506	46-120	.383	86-106	.811	25	113	138	4.6	47	0	61	41	4	27	452	15.1
13	Angel Rodriguez	29-28	863	29.8	103-312	.330	46-154	.299	106-140	.757	13	59	72	2.5	82	5	123	71	9	55	358	12.3
23	Tonye Jekiri	30-30	936	31.2	101-196	.515	0-0	.000	59-82	.720	99	215	314	10.5	93	4	37	44	47	18	261	8.7
05	Davon Reed	22-13	555	25.2	59-112	.527	29-60	.483	26-33	.788	15	56	71	3.2	49	1	34	19	5	19	173	7.9
20	Manu Lecomte	30-17	691	23.0	77-174	.443	44-97	.454	36-42	.857	9	32	41	1.4	41	0	54	35	0	17	234	7.8
01	Deandre Burnett	20-3	335	16.8	45-124	.363	20-67	.299	29-41	.707	10	33	43	2.2	19	0	10	19	4	8	139	7.0
22	Omar Sherman	29-9	514	17.7	57-135	.422	22-70	.314	13-20	.650	20	50	70	2.4	50	0	18	12	15	7	149	5.1
33	Ivan CruzUceda	13-1	172	13.2	16-51	.314	10-35	.286	9-12	.750	10	28	38	2.9	9	0	3	7	1	4	51	3.9
12	James Palmer	30-2	394	13.1	40-98	.408	17-53	.321	10-17	.588	7	30	37	1.2	23	0	19	21	7	4	107	3.6
00	Ja'Quan Newton	27-2	339	12.6	32-73	.438	2-7	.286	30-50	.600	5	16	21	0.8	25	0	36	26	2	7	96	3.6
02	Joe Thomas	27-15	294	10.9	14-25	.560	0-0	.000	3-13	.231	25	30	55	2.0	28	0	8	6	3	6	31	1.1
11	Mike Fernandez	3-0	5	1.7	1-2	.500	0-1	.000	0-0	.000	0	0	0	0.0	1	0	0	0	0	0	2	0.7
35	Chris Stowell	3-0	5	1.7	0-1	.000	0-0	.000	0-0	.000	0	0	0	0.0	1	0	1	0	0	0	0	0.0
Team											50	70	120				9					
Total.....		30	6100		705-1619	.435	236-664	.355	407-556	.732	288	732	1020	34.0	468	10	404	310	97	172	2053	68.4
Opponents.....		30	6101		710-1675	.424	188-560	.336	295-455	.648	321	710	1031	34.4	518	9	364	346	100	158	1903	63.4

TEAM STATISTICS	UM	OPP	Date	Opponent	Score	Att.
SCORING	2053	1903	11-14-14	HOWARD	w 84-49	4544
Points per game	68.4	63.4	11-17-14	at Florida	w 69-67	11156
Scoring margin	+5.0	-	& 11-20-14	vs Drexel	w 66-46	1131
FIELD GOALS-ATT	705-1619	710-1675	& 11-21-14	vs Akron	w 79-51	855
Field goal pct	.435	.424	& 11-23-14	vs Charlotte	w 77-58	1532
3 POINT FG-ATT	236-664	188-560	11-25-14	at Charlotte	w 77-74	7163
3-point FG pct	.355	.336	11-28-14	SOUTH ALABAMA	w 87-75	4267
3-pt FG made per game	7.9	6.3	% 12-02-14	ILLINOIS	w 70-61	6086
FREE THROWS-ATT	407-556	295-455	12-06-14	GREEN BAY	L 55-68	4735
Free throw pct	.732	.648	12-08-14	SAVANNAH STATE	w 70-39	4274
F-Throws made per game	13.6	9.8	12-19-14	EASTERN KENTUCKY	L 44-72	4467
REBOUNDS	1020	1031	^ 12-22-14	vs Providence	L 62-76	6519
Rebounds per game	34.0	34.4	12-30-14	CO. OF CHARLESTON	w 67-40	4705
Rebounding margin	-0.4	-	* 01-03-15	VIRGINIA	Lo2 80-89	5377
ASSISTS	404	364	* 01-10-15	BOSTON COLLEGE	w 60-56	6608
Assists per game	13.5	12.1	* 01-13-15	at Duke	w 90-74	9314
TURNOVERS	310	346	* 01-17-15	at Notre Dame	L 70-75	9149
Turnovers per game	10.3	11.5	* 01-22-15	NC STATE	w 65-60	6556
Turnover margin	+1.2	-	* 01-24-15	at Syracuse	w 66-62	30677
Assist/turnover ratio	1.3	1.1	* 01-28-15	GEORGIA TECH	L 50-70	5031
STEALS	172	158	* 02-01-15	at Florida State	L 54-55	7282
Steals per game	5.7	5.3	* 02-03-15	LOUISVILLE	L 55-63	6563
BLOCKS	97	100	* 02-08-15	CLEMSON	w 56-45	6351
Blocks per game	3.2	3.3	* 02-11-15	at Wake Forest	L 70-72	9918
ATTENDANCE	88400	130403	* 02-16-15	at Boston College	Wo2 89-86	3813
Home games-Avg/Game	16-5525	10-12037	* 02-18-15	VIRGINIA TECH	w 76-52	5007
Neutral site-Avg/Game	-	4-2509	* 02-21-15	at Louisville	L 53-55	21345
Score by Periods	1st	2nd	OT	OT2	Totals	
Miami	916	1097	18	22	2053	
Opponents	845	1012	18	28	1903	

& = Gildan Charleston Classic, S.C.
 % = ACC-Big Ten Challenge
 ^ = Brooklyn Holiday Hoops Invitational, N.Y.
 * = Conference game